A-STATE WOMEN'S BASKETBALL

CALEB GARNER, ASSISTANT DIRECTOR/ATHLETICS MEDIA RELATIONS • OFFICE: 870-972-2707 • CELL: 870-316-3382
EMAIL: RGARNER@ASTATE.EDU • MAILING ADDRESS: P.O. BOX 1000, STATE UNIVERSITY, AR, 72467

11 WNIT TOURNAMENT BIDS | 1993 NWIT CHAMPIONS | 2004, 2014 & 2016 SUN BELT CHAMPIONS

2019-20 SCHEDULE/RESULTS

OVERALL RECORD	6-9
SUN BELT CONFERENCE	3-1
NON-CONFERENCE	3-8
HOME	4-1
AWAY	2-7
NEUTRAL	0-1

Date	Rnk. (AP/USAT) A-State	Opp		Opponent	TV/Stream	Time/Results
N6	**-/-**	**-/-**		**CENTRAL BAPTIST**	**Facebook**	**W, 88-63**
N9	-/-	-/-		at Tulsa	Hurricane Vision	L, 77-79
N13	**-/-**	**-/-**		**SOUTHEAST MISSOURI ST.**	**ESPN+**	**L, 67-79**
N22	-/-	19/20	!	at DePaul	DePaul All-Access	L, 64-109
N23	-/-	-/-	!	vs. North Carolina A&T	---	L, 50-55
N26	-/-	-/-		at Murray State	ESPN+	L, 62-77
N30	-/-	-/-		at San Diego State	MW Network	W, 71-62
D9	**-/-**	**-/-**		**ARKANSAS-PINE BLUFF**	**ESPN+**	**W, 81-60**
D14	-/-	-/-		at Memphis	GoTigersGo.com	L, 50-78
D18	-/-	7/5		at Baylor	ESPN+	L, 43-111
D29	-/-	-/-		at Louisiana Tech	C-USA-TV ($)	L, 54-67
J2	-/-	-/-	*	at UT Arlington	ESPN+	L, 44-71
J4	-/-	-/-	*	at Texas State	ESPN+	W, 56-53
J9	**-/-**	**-/-**	*	**GEORGIA STATE**	**ESPN+**	**W 70-68**
J11	**-/-**	**-/-**	*	**GEORGIA SOUTHERN**	**ESPN+**	**W 69-62**
J16	**-/-**	**-/-**	*	**APPALACHIAN STATE**	**ESPN+**	**7 P.M.**
J18	-/-	-/-	*	at Little Rock	ESPN+	2 p.m.
J23	-/-	-/-	*	at Louisiana	ESPN+	6 p.m.
J25	**-/-**	**-/-**	*	**COASTAL CAROLINA**	**ESPN+**	**4 P.M.**
F1	-/-	-/-	*	at ULM	ESPN+	Noon
F6	-/-	-/-	*	at Georgia State	ESPN+	5 p.m.
F8	-/-	-/-	*	at Georgia Southern	ESPN+	1 p.m.
F13	**-/-**	**-/-**	*	**UT ARLINGTON**	**ESPN+**	**7 P.M.**
F15	**-/-**	**-/-**	*	**TEXAS STATE**	**ESPN+**	**4 P.M.**
F20	-/-	-/-	*	at South Alabama	ESPN+	11 a.m.
F22	-/-	-/-	*	at Troy	ESPN+	2 p.m.
F28	**-/-**	**-/-**	*	**LITTLE ROCK**	**ESPN+**	**7 P.M.**
M5	**-/-**	**-/-**	*	**SOUTH ALABAMA**	**ESPN+**	**7 P.M.**
M7	**-/-**	**-/-**	*	**TROY**	**ESPN+**	**4 P.M.**

All Times Central
Home Games In **BOLD CAPS**
! — Maggie Dixon Classic (Chicago, Ill.)
* — SBC Game
# — SBC Tournament (Campus Sites/New Orleans, La.)

FOLLOW THE RED WOLVES!

@AStateWB

@AStateWBB

/RedWolvesWBB

@AStateRedWolves

JAN. 16, 2020 // 7 P.M. CT // FIRST NATIONAL BANK ARENA // JONESBORO, ARK.

GAME 15

Arkansas State Red Wolves

2019-20 Record: 6-9
SBC Record: 3-1
Head Coach: Matt Daniel
Record at A-State: 6-9 (First season)
Career Record: 149-144 (10th season)

Statistical Leaders:
Points: Peyton Martin - 13.3
Rebounds: Morgan Wallace - 8.1
Assists: Jireh Washington - 3.5

COMPARISON		
63.1	PPG	57.1
37.1	FG%	35.7
27.9	3FG%	24.8
63.8	FT%	66.9
37.0	REBS/G	36.8
12.1	AST/G	8.9
9.9	STL/G	6.2
2.5	BLK/G	1.9
0.68	AST/TO	0.54

Appalachian State Mountaineers

2019-20 Record: 4-11
SBC Record: 1-3
Head Coach: Angel Elderkin
Record at School: 70-103 (Sixth season)
Career Record: Same

Statistical Leaders:
Points: Pre Stanley - 15.1
Rebounds: Bayley Plummer - 9.2
Assists: Ashley Polacek - 2.5

FAST BREAK FACTS

- This is the 46th season of women's basketball at Arkansas State.
- Matt Daniel is in his first season at the helm of the Red Wolves' women's basketball program.
- Arkansas State has had three or more players score in double figures in nine of its 15 games so far this season.
- In A-State's six wins, the Red Wolves have posted a 68.0% assist percentage (100 assists to 147 made baskets).
- Thursday's game marks the 14th all-time meeting between A-State and Appalachian State, with the Mountaineers leading 7-6 with two straight wins.
- The Red Wolves are looking to win their fourth straight game, which would match the longest streak of the 2018-19 season.

THE PROBABLES (BASED ON PREVIOUS GAMES)

JADA FORD
PPG 9.1
RPG 1.4
FT% 89.5%
3FG% 30.5%

JIREH WASHINGTON
PPG 12.6
APG 3.5
RPG 4.9
FG% 42.9%

MORGAN WALLACE
PPG 10.1
RPG 8.1
SPG 2.1
APG 2.1

KAYLA WILLIAMS
PPG 2.7
RPG 2.1
FG% 24.6%
3FG% 27.3%

PEYTON MARTIN
PPG 13.3
RPG 5.5
SPG 1.5
FG% 47.6%

GAME INFORMATION

Date: Thursday, Jan. 16, 2020
Tip-Off: 7 p.m. CT
Location: Jonesboro, Arkansas
Arena: First National Bank Arena (10,563)
Radio: East Arkansas Broadcasters
95.3 FM The Ticket (Jonesboro)
Radio Talent: Keith Merritt (PxP)
TV: ESPN+
TV Talent: Brad Bobo (PxP)

THE SERIES

Series: APP leads 7-6
Current Series Streak: APP, 2
Daniel Record vs APP: First Meeting

WHAT'S INSIDE ...

Page 1: Schedule/Introduction
Page 2: Roster/Quick Facts
Page 3: Media Information
Page 4: TV/Radio Roster
Pages 5-12: Notes
Page 13: Sun Belt Conference at-a-glance
Pages 14-15: The Last Time It Happened
Page 15: 2019-20 Results
Page 16: Head Coach Matt Daniel
Pages 17-32: Player Bios
Page 33-37: 2019-20 Stats
Page 38-41: 2019-20 Box Scores
Page 42: Roster Notes

QUICK FACTS

THE BASICS
Location: Jonesboro, Arkansas
Founded: 1909
Enrollment: 14,085
Colors: Scarlet & Black
Nickname: Red Wolves
Conference: Sun Belt
System President: Dr. Charles Welch
Chancellor: Dr. Kelly Damphousse
Director of Athletics: Terry Mohajir
Senior Women's Admin: Amy Holt
Faculty Rep.: Dr. Karen McDaniel
Department Phone: 870-972-3880
Ticket Office Phone: 870-972-2781

COURT FACTS
Name: First National Bank Arena
Capacity: 10,563
Record in Arena: 319-109 (.745)
Largest Crowd: 10,892 vs Arkansas (3/24/05)

BASKETBALL HISTORY
First Year of Basketball: 1974-75
All-Time Record: 744-564 (.569)
NCAA Tournament Appearances: 0
WNIT Appearances: 11
Most Recent WNIT Appearances: 2015
WNIT Record: 14-10
Regular Season SBC Titles: 3
Most Recent Title: 2015-16
SBC Tournament Titles: 0

BASKETBALL STAFF
Head Coach: Matt Daniel
Alma Mater: Harding, 1998
Career Record: 149-144 (10th season)
School Record: 6-9 (First Season)
Associate Head Coach: Caronica Williams
Alma Mater: Central Arkansas, 2008
Assistant Coach: Destinee Rogers
Alma Mater: Central Arkansas, 2012
Graduate Assistant: Jessica Segraves
Director of Operations: Alexis Sharp
Strength Coach: Sha'hada Artberry
Athletic Trainer: Simone Rush

2018-19 REVIEW
Overall Record: 12-18
Sun Belt Record: 7-11
Sun Belt Finish: 9th
Starters Returning/Lost: 4/1
Letterwinners Returning/Lost: 10/4
Newcomers: 5
Roster Breakdown: 4 SR, 9 JR, 2 SO, 1 FR
Returning Scoring: 73 percent
Returning Rebounding: 71 percent
Returning Assists: 76 percent
Returning Steals: 73 percent
Returning Blocks: 76 percent
Returning Minutes: 70 percent

NUMERICAL ROSTER

No.	Name	Pos	Height	Class	Hometown/Last School
0	Jada Ford	G	5-8	Sr.	Muskogee, Okla. (Muskogee HS)
1	Jireh Washington	G	5-9	So.	Memphis, Tenn. (Central HS
2	Starr Taylor	G	5-6	Sr.	Jonesboro, Ark. (Jonesboro HS)
3	Morgan Wallace	G	5-10	Jr.	Little Rock, Ark. (Pulaski Academy)
4	Mya Love	G	5-8	Fr.	Jonesboro, Ark. (Nettleton HS)
5	Payton Tennison	G	5-11	Sr.	Valley Springs, Ark. (Valley Springs HS)
10	Jada Stinson	G	5-8	Jr.	Fayetteville, N.C. (Memphis)
12	Johnna Jones	G	5-5	Jr.	Memphis, Tenn. (Jackson State CC)
13	Talia Roldan	F	6-4	Jr.	Merrillville, Ind. (UAB)
14	Hailee Erickson	G	5-5	Jr.	Alton, Mo. (Three Rivers CC)
21	Shameka Tubbs	F	6-0	RJr.	Tuscaloosa, Ala. (Labette CC)
22	Maggie Mahan	G	5-9	Jr.	Center Ridge, Ark. (Nemo Vista HS)
23	Trinitee Jackson	F	6-3	So.	Hopkinsville, Ky. (Christian County HS)
25	Kayla Williams	F	6-1	RJr.	Memphis, Tenn. (Wichita State)
35	Peyton Martin	F	5-11	Jr.	Pine Bluff, Ark. (Watson Chapel HS)
50	Madison Heckert	F	6-4	Sr.	Atwood, Tenn. (West Carroll HS)

ALPHABETICAL ROSTER

No.	Name	Pos	Height	Class	Hometown/Last School
14	Hailee Erickson	G	5-5	Jr.	Alton, Mo. (Three Rivers CC)
0	Jada Ford	G	5-8	Sr.	Muskegee, Okla. (Muskogee HS)
50	Madison Heckert	F	6-4	Sr.	Atwood, Tenn. (West Carroll HS)
23	Trinitee Jackson	F	6-3	So.	Hopkinsville, Ky. (Christian County HS)
12	Johnna Jones	G	5-5	Jr.	Memphis, Tenn. (Jackson State CC)
4	Mya Love	G	5-8	Fr.	Jonesboro, Ark. (Nettleton HS)
22	Maggie Mahan	G	5-9	Jr.	Center Ridge, Ark. (Nemo Vista HS)
35	Peyton Martin	F	5-11	Jr.	Pine Bluff, Ark. (Watson Chapel HS)
13	Talia Roldan	F	6-4	Jr.	Merrillville, Ind. (UAB)
10	Jada Stinson	G	5-8	Jr.	Fayetteville, N.C. (Memphis)
2	Starr Taylor	G	5-6	Sr.	Jonesboro, Ark. (Jonesboro HS)
5	Payton Tennison	G	5-11	Sr.	Valley Springs, Ark. (Valley Springs HS)
21	Shameka Tubbs	F	6-0	RJr.	Tuscaloosa, Ala. (Labette CC)
3	Morgan Wallace	G	5-10	Jr.	Little Rock, Ark. (Pulaski Academy)
1	Jireh Washington	G	5-9	So.	Memphis, Tenn. (Central HS
25	Kayla Williams	F	6-1	RJr.	Memphis, Tenn. (Wichita State)

PRONUNCIATION GUIDE

MYA Love	MY-uh
Maggie MAHAN	MAY-han
TALIA ROLDAN	Tuh-LEE-uh Roll-DAHN
JIREH Washington	JYE-ruh

MEDIA INFORMATION

FACILITIES: Media facilities in First National Bank Arena consist of an area at floor level on the east side of the court for reporters, broadcasters and photographers, as well as a television-film booth locate high on the east side of the arena. There is also a Media Room located on the west side open to the press before, during and after games. Admittance to these areas is by special credential issued only by the A-State Athletics Media Relations Office.

CREDENTIALS: Credentials for home games are provided to those members of the media who are covering the game in a full working capacity. Requests with names should be submitted in writing on company letterhead. Passes will be mailed to valid applicants as long as time permits; otherwise, passes may be claimed at the Media Entrance on the east side of the arena (Lower Green Entrance). Spouses, dates, children and non-workers are NOT permitted in the media areas. Passes must be displayed at all times, and A-State reserves the right to revoke passes and privileges at any time due to misrepresentation or misconduct. Requests for road game credentials may be made through the A-State Media Relations Women's Basketball SID (Caleb Garner).

PARKING: A limited number of parking spaces are available to members of the media on a paved lot adjacent to the Media Entrance (Lower Green Entrance) on the east side of the arena, Lot "A". Display a parking pass to the working attendant for admittance. Parking is on a first-come, first-serve basis. All parking pass requests should be made to the Athletics Media Relations Office.

ENTRY: Media representatives with proper A-State issued credentials will be allowed entrance ONLY at the Media Entrance (Lower Green Entrance) on the east side of First National Bank Arena. This is also the main entry to the athletics offices and is adjacent to the Media parking area.

GAME SERVICES: Programs, notes, reference guides, statistical packets, and live statistics (Stat Broadcast) are provided. Complimentary light refreshments and food will be available before and throughout the game.

ATHLETICS MEDIA RELATIONS STAFF

Jerry Scott
Assistant A.D./Media Relations
Office: (870) 972-3405
Cell: (870) 243-6021
jscott@astate.edu

Mark Taylor
Associate Director
Office: (870) 972-3547
Cell: (870) 219-5705
martaylor@astate.edu

Caleb Garner (WBB SID)
Assistant Director
Office: (870) 972-2707
Cell: (870) 316-3382
rgarner@astate.edu

Miya Garrett
Assistant Director
Office: (870) 972-2541
Cell: (870) 882-4576
mgarrett@astate.edu

Primary Phone: (870) 972-2541
Mailing Address:
P.O. Box 1000, State University, AR 72467
Delivery Address:
217 Olympic Dr., Jonesboro, AR 72401

PHOTOGRAPHERS: Photographers are not allowed to shoot from in front of the team benches nor from the catwalk above the floor (for security, insurance and safety reasons). Along the end lines, photographers must stay behind the broken line and clear from the free throw lane. Credentials are required to shoot from courtside. Certified photographers of newspapers, magazines, wire services and TV stations must request passes in writing. No credentials will be issued to freelance photographers unless authorized by A-State Media Relations.

INTERVIEWS: Head Coach Matt Daniel will be available in the media room after each game, following a brief team meeting. A-State student-athletes will also be available by request at this time. The A-State women's basketball locker room is CLOSED to the media following games. To arrange for a student-athlete interview during the week, contact Caleb Garner, Assistant Athletic Media Relations Director at (870) 972-2707. All interviews must be approved by the head coach.

INJURY INFORMATION POLICY: A student-athlete's protected health information is protected by federal regulations under either the Health Information Portability and Accountability Act (HIPAA) or the Family Educational Rights and Privacy Act of 1974 (the Buckley Amendment) and may not be disclosed without either the student-athlete's authorization under HIPAA or their consent under the Buckley Amendment. Authorized/consented injury information pertaining to a student-athlete shall be released to the media through the Athletics Media Relations Department after being authorized by the athletic trainer. It's also appropriate in post-game or weekly press conferences for head coaches to announce team injury updates. It's the policy of the Department of Athletics to provide accurate information on injuries and not withhold injury information from the media. Team physicians may be available to offer explanation on injuries if requested by the athletic trainer. Any sideline or locker room report made to the media shall be made by an athletic trainer, team physician, or a media relations staff representative.

RADIO: Radio broadcasts of Red Wolves men's basketball will be on the EAB Red Wolves Sports Network and will also be available over the Internet. Keith Merritt is the exuberant "Voice of the Red Wolves". The visiting team's "official" radio station, as designated by the visitors' SID, will be permitted origination privileges. A courtesy line is provided courtside. Any questions regarding broadcasts or the use of facilities should be directed to Caleb Garner, Assistant Athletics Media Relations Director.

WEB ACCESS: Schedules, rosters, statistics, student-athlete bios, news, etc. are available on the official A-State Athletics website at www.AStateRedWolves.com and then click on women's basketball.

2019-20 ARKANSAS STATE RADIO/TV ROSTER (CLICK PHOTO FOR BIO)

JADA FORD
G • 5-9 • Sr. • Muskogee, Okla.

JIREH WASHINGTON
G • 5-9 • So. • Memphis, Tenn.

STARR TAYLOR
G • 5-6 • Sr. • Jonesboro, Ark.

MORGAN WALLACE
G • 5-10 • Jr. • Little Rock, Ark.

MYA LOVE
G • 5-8 • Fr. • Jonesboro, Ark.

PAYTON TENNISON
G • 5-11 • Sr. • Valley Springs, Ark.

JADA STINSON
G • 5-8 • Jr. • Fayetteville, N.C.

JOHNNA JONES
G • 5-5 • Jr. • Memphis, Tenn.

TALIA ROLDAN
F • 6-4 • Jr. • Merrillville, Ind.

HAILEE ERICKSON
G • 5-5 • Jr. • Alton, Mo.

SHAMEKA TUBBS
F • 6-0 • RJr. • Tuscaloosa, Ala.

MAGGIE MAHAN
G • 5-9 • Jr. • Center Ridge, Ark.

TRINITEE JACKSON
F • 6-3 • So. • Hopkinsville, Ky.

KAYLA WILLIAMS
F • 6-1 • RJr. • Memphis, Tenn.

PEYTON MARTIN
F • 5-11 • Jr. • Pine Bluff, Ark.

MADISON HECKERT
F • 6-4 • Sr. • Atwood, Tenn.

MATT DANIEL
Head Coach (First Year)

CARONICA WILLIAMS
Assoc. Head Coach (First Year)

DESTINEE ROGERS
Assistant Coach (First Year)

NATIONAL POLLS

AP Top 25 (as of Jan. 13)

RK	TEAM	W-L	PTS	PREV
1	South Carolina (20)	16-1	737	4
2	***Baylor (7)***	***13-1***	***724***	***6***
3	Stanford (1)	15-1	663	5
4	UConn	13-1	651	1
5	Louisville (2)	16-1	605	7
6	Oregon	13-2	601	2
7	UCLA	16-0	588	8
8	Oregon State	15-1	585	3
9	N.C. State	15-1	459	9
10	Mississippi State	15-2	448	13
11	Kentucky	14-2	429	14
12	Texas A&M	14-2	394	10
13	Florida State	15-2	369	11
14	***DePaul***	***15-2***	***366***	***15***
15	Indiana	14-3	333	12
16	Gonzaga	16-1	327	16
17	West Virginia	13-1	289	19
18	Arizona State	13-4	200	RV
19	Missouri State	14-2	186	20
20	Maryland	12-4	159	17
21	Arizona	13-3	157	18
22	Iowa	13-3	109	RV
23	Arkansas	14-3	108	21
24	Tennessee	13-3	102	23
25	South Dakota	16-2	86	22

Others receiving votes: Princeton 30, Northwestern 23, Rutgers 15, Georgia Tech 5, Florida Gulf Coast 2.

USA Today Coaches Poll (Jan. 14)

RK	TEAM	W-L	PTS	PREV
1	***Baylor (16)***	***13-1***	***774***	***6***
2	South Carolina (12)	16-1	760	5
3	Stanford (2)	15-1	725	4
4	Louisville (1)	16-1	670	7
5	UConn	13-1	665	1
6	Oregon	13-2	631	2
7	Oregon State (1)	15-1	627	3
8	UCLA	16-0	624	9
9	Mississippi State	15-2	504	12
10	N.C. State	15-1	487	8
11	Kentucky	14-2	464	14
12	Texas A&M	14-2	408	10
13	Gonzaga	16-1	396	15
13	Florida State	15-2	396	11
15	***DePaul***	***15-2***	***367***	***17***
16	Indiana	14-3	280	13
17	Missouri State	14-2	270	18
18	West Virginia	13-1	269	20
19	Arizona State	13-4	218	RV
20	Maryland	12-4	188	16
21	South Dakota	15-2	119	22
22	Arizona	13-3	118	19
23	Arkansas	14-3	96	21
24	Iowa	13-3	94	RV
25	Tennessee	13-3	83	24

Others receiving votes: Princeton 80; Florida Gulf Coast 47; Northwestern 23; Georgia Tech 9; Rutgers 5; Creighton 2; Stony Brook 1.

KNOW THE FOE: APPALACHIAN STATE

- Appalachian State enters Thursday's game after defeating Texas State 73-65 in overtime in Boone, which ended a four-game losing streak to end non-conference play and open Sun Belt action. App State is 4-11 overall and 1-3 in the league, with all three losses coming by 15 points or more (to South Alabama, Troy and UT Arlington). In the preseason, the Mountaineers were picked to finish fifth in the conference led by a pair of preseason All-Sun Belt honors in Bayley Plummer (second team) and Pre Stanley (third team).
- Stanley leads the Mountaineers in scoring at 15.1 points per game, which ranks sixth in the conference entering the week. She also leads the league in free throws made (66) and is second in free-throw attempts (86) for a 76.7 free-throw percentage. Plummer ranks third in the conference in blocked shots (19), while also being one of the team's top rebounders at 12.3 per game in nine games played. However, Plummer has not played in two games since posting 11 boards at Troy on January 4.
- The Mountaineers enter the week ranked sixth in the conference in rebounding (36.80 per game) and fourth in rebounding margin (+2.1). Offensively, App State has shot the fourth-most three-pointers in the Sun Belt (306).
- Arkansas State has played Appalachian State 13 times since the 1986-87 season, with the Mountaineers leading 7-6 overall, but A-State leads 3-1 in Jonesboro. A full breakdown of the series can be found on page 12.

AN ARKANSAS STATE WIN WOULD ...

- Give the Red Wolves their seventh win of the season.
- Hand the Scarlet and Black its fifth home win of the year.
- Mark the fourth straight win for the Red Wolves, tying the longest from the 2018-19 season
- Make A-State 4-1 through the first five games of Sun Belt play for the first time since 2015-16, which won its first 18 conference games.
- Give Matt Daniel his 150th win as a head coach
- Tie the series record with Appalachian State at 7-7.
- Be better than a loss.

"STEAL MY SUNSHINE"

- Arkansas State ranks first in the Sun Belt Conference in total steals (149) and steals per game (9.9).
- Morgan Wallace (2nd - 31/2.1 per game) and Jireh Washington (T7th - 25/1.7) rank in the top 10 in the league in steals and steals per game.
- The Red Wolves have swiped 10 or more steals in nine games, including four of their last five games. A-State has tallied 13 or more steals six times this season.

TURNOVERS, ANYONE?

- Arkansas State has forced 18 or more turnovers in seven of the last eight contests. A-State has forced double-digit turnovers in all but two games this season.
- On the flipside, A-State has taken care of the ball well in its last two games, turning it over 9 times vs. Texas State and 7 vs. Georgia State.

SUN BELT CONFERENCE OPENERS

- Since joining the Sun Belt Conference prior to the 1991-92 season, Arkansas State has amassed a 19-10 record in league openers. When opening league play at home, A-State is 12-3, while going 7-7 if the first game of conference play is on the road.
- In SBC home openers, A-State is 23-6 overall and has won eight in a row after defeating Georgia State on Thursday.
- The Red Wolves entered the season having won seven straight league lid-lifters and eight of their last nine.
- In road openers, A-State is 15-12 and won six straight prior to this season's loss to UT Arlington.

#TEAM1STWINS

- The Red Wolves are among the least selfish teams in the Sun Belt Conference, tied for third in the league in assists per game (12.1) and total assists (181). Jireh Washington ranks fifth in the league in assists per game (3.5).
- In A-State's six wins, the Red Wolves have posted 100 assists to 147 made baskets for a 68.0% assist percentage.
- When A-State is victorious, five players average in double figures: Jireh Washington (14.3), Peyton Martin (13.2), Morgan Wallace (12.3), Payton Tennison (12.2) and Jada Ford (10.0). Wallace also nearly averages a double-double at 9.5 rebounds per game in those six wins.

A-STATE'S RECORD WHEN...

	2019-20
Scoring First	1-1
Opponent Scores First	5-8
Leads at Halftime	4-1
Trails at Halftime	2-8
Is Tied at Halftime	0-0
Leading after Regulation	5-0
Shoots 45% or better from field	3-1
Shoots less than 45% from field	3-8
Opp. shoots less than 45% from field	6-5
Opp. shoots 45% or better from field	0-4
Outrebounds the opponent	2-1
Ties the opponent in rebounds	0-0
Outrebounded by the opponent	4-8
Fewer (or ties) TOs than opponent	4-4
More TOs than opponent	2-5
Holds opponents to 65 points or less	5-1
In games decided by 10 points or less	4-2
In games decided by one point	0-0

A-STATE'S RECORD IN...

	2019-20
All Games	6-9
Home Games	4-1
Road Games	2-7
Neutral-sites	0-1
Non-SBC Games	3-8
Non-SBC Home Games	2-1
Non-SBC Road Games	1-6
Non-SBC Neutral-site Games	0-1
SBC Games	3-1
SBC Home Games	2-0
SBC Road Games	1-1
SBC Tournament	0-0
November Games	2-5
December Games	1-3
January Games	3-1
February Games	0-0
March Games	0-0
April Games	0-0
Monday Games	1-0
Tuesday Games	0-1
Wednesday Games	1-1
Thursday Games	1-1
Friday Games	0-1
Saturday Games	3-3
Sunday Games	0-1
Overtime Games	1-0
Games vs. Ranked Opponents	0-2

~MO~ KNOWS BASKETBALL

- After starting the season as one of Arkansas State's primary rebounding threats and not so much a scorer, tallying only 16 points through the first three games, Morgan Wallace lit up the stat sheet at the Maggie Dixon Classic en route to All-Tournament honors.
- Wallace scored 37 points in the two games (career-high 21 at DePaul) while bringing down 12 rebounds.
- This season, Wallace leads the team in minutes played per game (34.1) as well as rebounding (8.1), the latter which leads all guards in the conference and ranks fourth in the league overall.
- On Jan. 9 vs. Georgia State, Wallace led the charge with a double double at 21 points and 11 boards. She has hauled in 7+ rebounds in 11 games. In A-State's six wins, Wallace nearly averages a double-double at 12.3 points per game and 9.5 rebounds.

"WE'RE THE THREE BEST FRIENDS THAT ANYBODY COULD HAVE"

- So far this season, Arkansas State has had three or more players record double-digit scoring in nine of its 15 games.
- A-State had three or more players score in double figures in 19 of the Red Wolves' 30 games last season.
- Since the 2012-13 season, Arkansas State is 90-41 (.687) when three or more players score in double figures.

PROVIDING A SPARK

- After starting the first six games of the year, Payton Tennison has come off the bench for the Red Wolves for four games before starting at LA Tech, but embraced the Sixth Woman role. In her first two games in reserve action, Tennison was one of the team's top scoring threats, combining for 29 points on 10-of-13 from the field, including a stellar 7-of-10 from three-point range.

"STRING MUSIC!"

- The Red Wolves proved to be lethal from long range to open the season vs. CBC, knocking down 15 treys on 32 attempts. The 15 made tied a program-best while the 32 tries shattered the school record.
- Payton Tennison (8-of-11) and Jada Ford (4-of-9) combined for 12 of those 15 scores, with Tennison draining seven straight to open the contest. Kayla Williams (2-of-2) and Hailee Erickson (1-of-6) also contributed to the record night.
- Ford and Tennison continued to be clutch from three at Tulsa, both hitting a pair of late threes to aid in A-State's 18-point comeback.
- In the Red Wolves' six wins, the team has shot 35.6 percent from three (47-of-132).

TAKE IT TO THE BANK!

- Arkansas State has amassed a 319-109 (.745) overall mark in 32-plus seasons at First National Bank Arena.
- In home openers, the Red Wolves own a stellar 40-6 mark and have won 18 of their last 19 after defeating Central Baptist in the opener.

A-STATE GAME-BY-GAME STARTERS

Opponent	G	G	G	G/F	G/F	Record
CBC	Washington	Tennison	Wallace	Tubbs	Martin	1-0
at Tulsa	Washington	Tennison	Wallace	Tubbs	Martin	1-1
SEMO	Washington	Tennison	Wallace	Ford	Martin	1-2
at DePaul	Washington	Tennison	Wallace	Ford	Martin	1-3
N.C. A&T	Washington	Tennison	Wallace	Williams	Martin	1-4
at Murray State	Washington	Tennison	Wallace	Williams	Martin	1-5
at San Diego State	Washington	Mahan	Ford	Wallace	Tubbs	2-5
UAPB	Washington	Mahan	Ford	Wallace	Tubbs	3-5
at Memphis	Washington	Mahan	Ford	Wallace	Martin	3-6
at Baylor	Washington	Ford	Wallace	Tubbs	Martin	3-7
at Louisiana Tech	Washington	Tennison	Wallace	Ford	Martin	3-8
at UT Arlington	Washington	Ford	Wallace	Williams	Martin	3-9
at Texas State	Washington	Ford	Wallace	Williams	Martin	4-9
GEORGIA STATE	Washington	Ford	Wallace	Williams	Martin	5-9
GA. SOUTHERN	Washington	Ford	Wallace	Williams	Martin	6-9
APP STATE	-	-	-	-	-	-
at Little Rock	-	-	-	-	-	-
at Louisiana	-	-	-	-	-	-
COASTAL CARO.	-	-	-	-	-	-
at ULM	-	-	-	-	-	-
at Georgia State	-	-	-	-	-	-
at Ga. Southern	-	-	-	-	-	-
UT ARLINGTON	-	-	-	-	-	-
TEXAS STATE	-	-	-	-	-	-
at South Alabama	-	-	-	-	-	-
at Troy	-	-	-	-	-	-
LITTLE ROCK	-	-	-	-	-	-
SOUTH ALABAMA	-	-	-	-	-	-
TROY	-	-	-	-	-	-

BREAKING DOWN THE RED WOLVES

Double-Doubles:	2019-20	Career
Peyton Martin	1	5
Morgan Wallace	1	5
Jireh Washington	1	1
Trinitee Jackson	1	1

Double-Figure Scoring:	2019-20	Career
Peyton Martin	11	38
Jada Ford	7	34
Morgan Wallace	9	24
Jireh Washington	9	24
Payton Tennison	4	21
Jada Stinson	-	13
Starr Taylor	-	13
Madison Heckert	-	6
Kayla Williams	1	5
Trinitee Jackson	1	2

20-Plus Point Games:	2019-20	Career
Jada Ford	-	10
Peyton Martin	1	9
Jireh Washington	2	4
Morgan Wallace	1	2
Payton Tennison	1	2
Starr Taylor	-	1

30-Plus Point Games:	2019-20	Career
Jada Ford	-	1

10+ Rebounds:	2019-20	Career
Morgan Wallace	3	7
Peyton Martin	1	6
Trinitee Jackson	1	1
Jireh Washington	1	1

5+ Assists:	2019-20	Career
Jireh Washington	6	15
Starr Taylor	-	11
Jada Stinson	-	4
Payton Tennison	-	3
Morgan Wallace	1	1

5+ Steals:	2019-20	Career
Peyton Martin	1	1
Jireh Washington	1	1
Jada Ford	-	1

How A-State's First Points Were Scored

3-Pointer 6
Layup 4
Jumper 4
Free Throw 1

Consecutive Free Throws Made (active)

6 ..... Jireh Washington
5 ..... Jada Ford
5 ..... Maggie Mahan
4 ..... Starr Taylor
3 ..... Payton Tennison
2 ..... Madison Heckert
2 ..... Johnna Jones
2 ..... Morgan Wallace
1 ..... Kayla Williams
1 ..... Mya Love
1 ..... Peyton Martin

Career Games Played

105 ..... Starr Taylor
98 ..... Payton Tennison
89 ..... Jada Ford
86 ..... Madison Heckert
62 ..... Peyton Martin
61 ..... Morgan Wallace
58 (at Memphis) ..... Jada Stinson
51 (29 at Wichita State) ..... Kayla Williams
45 ..... Jireh Washington
44 ..... Trinitee Jackson
35 (at UAB) ..... Talia Roldan
35 ..... Maggie Mahan
15 ..... Shameka Tubbs
11 ..... Mya Love
8 ..... Hailee Erickson
5 ..... Johnna Jones

Career Games Started

48 ..... Starr Taylor
47 ..... Morgan Wallace
45 ..... Peyton Martin
41 ..... Jireh Washington
39 ..... Payton Tennison
35 ..... Jada Ford
30 (at Memphis) ..... Jada Stinson
23 (15 at Wichita State) ..... Kayla Williams
8 ..... Madison Heckert
5 ..... Shameka Tubbs
3 ..... Maggie Mahan

Consecutive Games Started (Must Have Played)

32 ..... Jireh Washington
19 ..... Morgan Wallace
9 ..... Jada Ford
7 ..... Peyton Martin
5 ..... Kayla Williams

Points Leader

22 ..... Jada Ford
18 ..... Peyton Martin
11 ..... Jireh Washington
5 ..... Payton Tennison
4 ..... Starr Taylor
3 ..... Morgan Wallace
2 ..... Madison Heckert
2 ..... Kayla Williams
1 ..... Trinitee Jackson

Rebounding Leader

21 ..... Peyton Martin
19 ..... Morgan Wallace
5 ..... Trinitee Jackson
4 ..... Jireh Washington
3 ..... Starr Taylor
2 ..... Madison Heckert

Assists Leader

29 ..... Jireh Washington
27 ..... Starr Taylor
15 ..... Payton Tennison
13 ..... Morgan Wallace
6 ..... Jada Ford
2 ..... Maggie Mahan
1 ..... Mya Love
1 ..... Kayla Williams

LAST TIME OUT

Official Basketball Box Score - Final
Georgia Southern at Arkansas State
01/11/20 First National Bank Arena, Jonesboro, Ark.
2019-20 Women's Basketball

Game Time: 7:00 PM
Game Duration: 1:52
Attendance: 718

Officials: Troy Winders, Meadow Overstreet, Deanna Jackson

Georgia Southern - 62 Record: 5-10 (2-2)

NO.	Name		Min	FG M-A	3P M-A	FT M-A	Rebounds OR	DR	TOT	Fouls PF	FD	TP	AS	TO	ST	Blocks BS	BA	+/-
5	Tsubasa Nisbet	F	20:53	4-12	0-3	0-0	6	5	11	1	1	8	2	2	1	0	0	-15
33	Victoria Staviropoulos	F	10:09	2-3	1-2	0-0	1	1	2	0	0	5	1	0	0	0	0	-15
1	Jordan Strange	G	11:40	0-2	0-1	0-0	0	1	1	3	1	0	0	2	0	0	0	-4
10	Mya Burns	G	17:44	1-5	1-2	0-0	3	0	3	1	1	3	1	0	0	0	0	3
12	Jaiden Hamilton	G	32:44	4-9	2-7	0-0	4	3	7	2	1	10	1	3	0	0	0	-12
4	Alexis Brown		13:21	2-5	1-3	2-2	0	1	1	1	3	7	3	2	1	0	0	1
15	Amira Atwater		12:30	1-3	0-1	0-0	1	1	2	0	0	2	0	3	0	0	0	-4
25	Nikki McDonald		16:17	0-2	0-1	1-2	0	2	2	2	1	1	0	4	0	0	0	2
32	Hailey Das-Allen		07:32	2-5	0-0	0-0	1	3	4	1	1	4	0	1	0	0	0	-2
23	Tatum Barber		29:44	8-15	2-6	2-3	3	7	10	1	4	20	2	1	2	1	0	-2
42	Sarah Moore		11:47	0-5	0-0	0-0	1	4	5	1	1	0	2	2	0	1	0	6
13	Nakol Franks		06:18	0-3	0-1	0-0	1	0	1	0	0	0	0	0	0	0	1	0
44	La'Tia Fils-Aime'		09:21	1-1	0-0	0-0	1	2	3	4	1	2	2	1	2	0	0	7
Team							0	0	0			0		1				
Totals				25-70	7-27	5-7	22	30	52	17	15	62	14	22	6	2	1	-7

Technical Fouls: NONE

Shooting By Period		
1st FG%	7-16	43.8%
3PT%	2-8	25.0%
FT%	0-0	0%
2nd FG%	8-20	40.0%
3PT%	5-12	41.7%
FT%	2-2	100%
3rd FG%	4-17	23.5%
3PT%	0-3	0.0%
FT%	0-0	0%
4th FG%	6-17	35.3%
3PT%	0-4	0.0%
FT%	3-5	60%
GM FG%	25-70	35.7%
3PT%	7-27	25.9%
FT%	5-7	71.4%

Dead Ball Rebounds: 0, 0

Arkansas State - 69 Record: 6-9 (3-1)

NO.	Name		Min	FG M-A	3P M-A	FT M-A	Rebounds OR	DR	TOT	Fouls PF	FD	TP	AS	TO	ST	Blocks BS	BA	+/-
25	Kayla Williams	F	12:53	1-4	1-3	0-0	0	2	2	0	0	3	2	0	0	0	0	3
35	Peyton Martin	F	33:28	6-7	0-0	5-7	0	3	3	1	5	17	0	1	2	0	0	7
0	Jada Ford	G	36:10	1-14	1-12	4-4	0	5	5	0	2	7	4	1	1	0	1	8
1	Jireh Washington	G	33:34	5-12	0-1	5-5	1	4	5	3	3	15	6	3	1	0	1	7
3	Morgan Wallace	G	33:47	6-8	1-1	2-5	0	7	7	4	4	15	3	1	1	0	0	11
5	Payton Tennison		14:42	2-3	2-3	0-0	0	1	1	0	0	6	0	1	0	1	0	-5
2	Starr Taylor		22:49	1-2	0-1	0-0	1	1	2	2	1	2	2	2	0	0	0	5
4	Mya Love		06:05	0-0	0-0	0-0	0	0	0	3	0	0	1	3	1	0	0	-1
21	Shameka Tubbs		01:29	0-0	0-0	0-0	1	0	1	2	1	0	0	1	0	0	0	3
50	Madison Heckert		02:06	1-2	0-0	0-0	0	0	0	0	0	2	0	1	0	0	0	-1
23	Trinitee Jackson		02:57	1-1	0-0	0-1	0	2	2	0	1	2	0	0	0	0	0	-2
Team							0	0	0			0		0				
Totals				24-53	5-21	16-22	3	25	28	15	17	69	18	14	6	1	2	7

Technical Fouls: NONE

Shooting By Period		
1st FG%	6-14	42.9%
3PT%	4-10	40.0%
FT%	1-2	50%
2nd FG%	8-12	66.7%
3PT%	1-3	33.3%
FT%	1-4	25%
3rd FG%	6-17	35.3%
3PT%	0-5	0.0%
FT%	1-1	100%
4th FG%	4-10	40.0%
3PT%	0-3	0.0%
FT%	13-15	86.7%
GM FG%	24-53	45.3%
3PT%	5-21	23.8%
FT%	16-22	72.7%

Dead Ball Rebounds: 2, 0

	GASO	ASU
Biggest lead	7 (1st 7:59)	7 (3rd 7:13)
Best Scoring Run	10 (2nd 3:37)	11 (3rd 7:13)
Lead Changes	9	
Times Tied	7	
Time with Lead	10:00	26:10

Points from	GASO	ASU
Turnovers	15	15
Paint	32	32
Second Chance	24	6
Fast Breaks	11	8
Bench	36	12

Period by Period Scoring	1st	2nd	3rd	4th	TOT
GASO	16	23	8	15	62
ASU	17	18	13	21	69

Arkansas State 69, Georgia Southern 62
January 11, 2020 - Jonesboro, Arkansas

- Arkansas State won its third consecutive game, defeating Georgia Southern 69-62 behind three double-digit scorers.
- Peyton Martin shot 6-of-7 from the field and 5-of-7 at the free-throw line to lead the way with 17 points, while Jireh Washington added 15 points and six assists and Morgan Wallace chipped in 15 points and seven rebounds.
- A-State forced 18 or more turnovers for the fifth game in a row and for the seventh time in the last eight games.
- The Red Wolves shot 45.3 percent (24-of-53) from the field and 72.7 percent from the free-throw line (16-of-22).

FORD TOUGH

- Jada Ford climbed into A-State's top 10 in three-point shooting this season. The senior from Muskogee, Oklahoma, is now tied for fifth all-time in three-pointers made (159). This season, Ford has hit a three-pointer in 11 straight games and 13 of 15 games.
- Ford ranks second on the team in double-figure scoring games (34) while leading the pack with 10 20-point outings. In fact, the Red Wolves tend to do well on the scoreboard when Ford scores 20 or more, owning a **9-1** record in those 10 performances.
- A breakdown of the respective Top 10 lists is on page 9.

"I'M NOT USUALLY ONE FOR CHARITY (STRIPE VISITS)..."

- The Red Wolves were among the nation's best at getting to the free-throw line in 2018-19, topping the Sun Belt Conference in both free throw attempts (744) and free throws made (495). Those marks ranked sixth and 15th nationally.
- This season, through 15 games, A-State has seemingly continued that trend of getting to the stripe, ranking fourth in the league (34th nationally) with 326 free-throw attempts. According to HerHoopStats.com, the Red Wolves rank 19th nationally (out of 351 teams) in Free Throw Rate (% of two-point scoring attempts including all free throw trips that result in a free throw trip) with a 21.2 percent clip.
- Additionally, HerHoopStats.com ranks the Red Wolves 20th nationally in percentage of points from free throws (22.5%).
- Peyton Martin ranks second in the league at getting to the line, attempting 86 free throws this season.

MILESTONE WATCH

- Ford eclipsed the 800-point mark for her career vs. Georgia State (1/9), and leads all active A-State players with 807 career points
- Peyton Martin reached the 700-point mark with 17 vs. Georgia Southern (1/11).
- Starr Taylor played in her 100th game as a Red Wolf on 12/14 at Memphis. Taylor has played in all but two games over her three-plus seasons at Arkansas State. Payton Tennison needs two games to reach 100.

NOT A BAD START . . .

- In the season-opening win vs. Central Baptist, Arkansas State brought down a whopping 64 rebounds, which was the fourth-most in a single game in program history and the most since 2009.

A NEW ERA BEGINS

- Matt Daniel was hired on March 29 following Brian Boyer's 20-year tenure at the helm of the program.
- Daniel, a Jonesboro native, most recently spent five years as head coach at Marshall, where he led the Herd to the postseason for the first time ever.
- Before his stint at Marshall, Daniel pulled off one of the biggest turnarounds in NCAA history at Central Arkansas, improving by 15 games from Year 1 to Year 2.

#NOTFIGHTINGALONE

- This season, the Arkansas State women's basketball team is wearing special shooting shirts with embroidered "WA" patches in memory of Wendy Anderson, the late wife of A-State football coach Blake Anderson who lost a courageous battle with cancer in August.

MARTIIIIIIIN!

- After earning third-team all-conference honors as a sophomore a year ago, junior forward Peyton Martin was tabbed Third Team All-Sun Belt Conference in the preseason coaches' poll.
- Martin led the Red Wolves in scoring (13.7) and rebounding (6.3) while also leading in blocks (0.6).

"RIIIISE N' SHIIINE"

- Arkansas State's schedule features five games slated for start times of noon or earlier, including a pair of 11 a.m. tip-offs (at DePaul and at South Alabama). The Red Wolves added the fifth when tip-off at Memphis was moved up to Noon.

"BACK IN [SCARLET &] BLACK"

- A-State brings back 70 percent or better in minutes (70 percent), rebounding (71 percent), steals (73 percent), scoring (73 percent), assists and blocks (76 percent).
- The Red Wolves return four players who started at least half of the 30 games in 2018-19: Peyton Martin (30 starts), Jireh Washington (26), Morgan Wallace (24) and Payton Tennison (19).

[NATURAL] STATE OF MIND

- Arkansas State's 2019 roster features six players from the state of Arkansas, including two local products from Jonesboro (Starr Taylor and Mya Love). Maggie Mahan (Center Ridge), Peyton Martin (Pine Bluff), Payton Tennison (Valley Springs) and Morgan Wallace (Little Rock) are the other four Natural State products.
- That total ties Arkansas for the most among the five Division I programs in the state.

WE'RE COMIN' TO YOUR CITAYYYY

- Arkansas State's schedule features 17 games away from the friendly confines of First National Bank Arena, with 12 at home (3 non-SBC, 9 SBC).
- That total is the most since the 2016-17 team played 18 games in the regular season away from Jonesboro.
- Below is a breakdown of approximate mileage the Red Wolves are traveling this season:

Road Trip	*Miles (Approx.)*	*Road Trip*	*Miles (Approx.)*
Tulsa, Okla.	375	Statesboro, Ga.	658
Chicago, Ill.	509	Mobile, Ala.	449
Murray, Ky.	174	Troy, Ala.	445
San Diego, Calif.	1,807		
Memphis, Tenn.	69		
Waco, Texas	544		
Ruston, La.	301		
Arlington, Texas	469		
San Marcos, Texas	675		
Little Rock, Ark.	134		
Lafayette, La.	505		
Monroe, La.	306		
Atlanta, Ga.	450		

HAPPY BIRTHDAY TO YOU

- Six individuals within the Arkansas State women's basketball program have birthdays either on game day or during a game week in the regular season. A breakdown of basketball season birthdays is below:

Name	Birthday
Destinee Rogers	Nov. 8
Talia Roldan	Dec. 16
Simone Rush (athletic trainer)	Dec. 19
Hailee Erickson	Feb. 1*
Matt Daniel	Feb. 9
Peyton Martin	March 7*
Madison Heckert	March 23
Starr Taylor	March 26

* - occurs on game day

MID-MAJOR TOP 25

RK	TEAM	W-L	PTS	PREV
1	Gonzaga (30)	15-1	774	1
2	Missouri State (1)	14-2	738	2
3	Princeton	13-1	713	3
4	South Dakota	14-2	685	4
5	Florida Gulf Coast	16-2	655	5
6	Marist	12-2	575	10
7	James Madison	11-3	563	6
8	Drake	9-5	531	8
9	Central Michigan	10-4	524	14
10	South Dakota State	13-6	482	13
11	Penn	11-2	413	9
12	Ohio	10-5	397	12
13	Stony Brook	17-1	376	15
14	Rider	10-2	348	17
15	Buffalo	10-4	317	7
16	Lehigh	12-3	301	16
17	Abilene Christian	11-2	221	11
18	Yale	10-3	195	20
19	Northern Iowa	9-5	194	18
20	IUPUI	11-6	180	25
21	***Coastal Carolina***	***13-2***	***161***	***21***
22	Pacific	11-6	155	22
23	Drexel	10-6	124	23
24	BYU	8-7	106	24
25	Harvard	9-5	76	19

Others receiving votes: Loyola Chicago 75, Bradley 44, Cleveland State 43, North Alabama 25, Belmont 21, ***Troy 16***, UT Martin 12, Ball State 10, Bucknell 8, Columbia 5, ***UT Arlington 5***, Illinois State 3, Wright State 3, UNC Asheville 1.

A-State's Record By Lineup

Washington, Mahan, Ford, Wallace, Tubbs 2-0
Washington, Ford, Wallace, Williams, Martin 3-1
Washington, Tennison, Wallace, Tubbs, Martin 1-1
Washington, Mahan, Ford, Wallace, Martin. 0-1
Washington, Ford, Wallace, Tubbs, Martin. 0-1
Washington, Tennison, Wallace, Williams, Martin 0-2
Washington, Tennison, Wallace, Ford, Martin. 0-3

"YOU NEED TO CALM DOWN"

- The Red Wolves drew 22 fouls in the season opener vs. Central Baptist, with Trinitee Jackson drawing a bulk of those - leading the way with 10 fouls drawn.

"57 CHANNELS [AND NOTHIN' ON]"

- The Red Wolves' 2019-20 schedule features 21 games on ESPN+, including non-conference games vs. Southeast Missouri, Arkansas-Pine Bluff and Baylor along with every Sun Belt Conference showdown.

"NOTHING ELSE MATTERS"

- This section of the game notes is reserved for random, possibly useless, information.
- Arkansas State has scored in 1,308 consecutive games.
- The Red Wolves are undefeated when outscoring their opponent.
- A-State has utilized seven different lineup combinations through 15 games. You can find each lineup's record this season on this page.
- The scientific term for brain freeze is "sphenopalatine ganglioneuralgia".
- The famous line in Titanic from Leonardo DiCaprio, "I'm king of the world!" was improvised.
- On a related note, did Rose let Jack die?

NCAA RPI Rankings (1/15)

Team (Result)	Record	NCAA RPI
ARKANSAS STATE	***6-9***	***212***
Central Baptist (W)	-	N/A (NAIA)
Tulsa (L)	5-11	216
SEMO (L)	8-5	193
DePaul (L)	15-2	11
N.C. A&T (L)	9-4	85
Murray State (L)	6-7	213
San Diego State (W)	7-10	284
UAPB (W)	2-10	253
Memphis (L)	9-8	175
Baylor (L)	13-1	17
Louisiana Tech (L)	9-5	238
UT Arlington (L)	9-7	110
Texas State (W)	7-8	259
Georgia State (W)	4-11	322
Georgia Southern (W)	5-10	289
Appalachian State	***4-11***	***274***
Little Rock	5-10	197
Louisiana	10-5	128
Coastal Carolina	13-2	105
ULM	2-13	349
South Alabama	7-9	277
Troy	12-3	70

NEVER SCARED

- The Red Wolves took on on two of college basketball's elite in 2019, traveling to Chicago on Nov. 22 for the Maggie Dixon Classic, where they faced perennial NCAA contender DePaul.
- Nearly a month later, A-State took on reigning NCAA champion Baylor in Waco. The Bears earned the No. 2 spot in the preseason AP poll, earning three first-place votes.
- A-State faces six teams that finished the 2018-19 season inside the top 100 in the NCAA RPI:

2018-19 Final RPI

Rank	Team	Rank	Team
2	Baylor	76	UT Arlington
18	DePaul	92	Troy
61	Little Rock	98	South Alabama

CAREER WATCH

THREE-POINT FIELD GOALS MADE

	player	years	field goals
1	Amber Abraham	2001-06	242 (605 att.)
2	Danielle Featherston	1993-96	238 (699 att.)
3	Julie Hagood	1997-00	189 (486 att.)
4	Sonja Tate	1990-93	183 (530 att.)
5	Rudy Sims	2004-07	159 (442 att.)
	Jada Ford	**2016-pr.**	**159 (466 att.)**
7	Ali Carter	2003-07	149 (446 att.)
8	Caroline Starr	2006-09	148 (431 att.)
9	Hanna Qedan	2011-14	142 (394 att.)
10	Amy Towne	1997-99	137 (323 att.)

THREE-POINT FIELD GOAL ATTEMPTS

	player	years	attempts
1	Danielle Featherston	1993-96	699
2	Amber Abraham	2001-06	605
3	Sonja Tate	1990-93	530
4	Julie Hagood	1997-00	486
5	**Jada Ford**	**2016-pr.**	**466**
6	Ali Carter	2003-07	446
7	Rudy Sims	2004-07	442
8	Caroline Starr	2006-09	431
9	NeNe Hurst	2008-12	407
10	Megan Lewis	2009-12	403

RED WOLVES IN THE CLASSROOM

Player	Major
#0 Jada Ford	Sport Management
#1 Jireh Washington	Sport Management
#2 Starr Taylor	Exercise Science
#3 Morgan Wallace	General Studies
#4 Mya Love	Biology
#5 Payton Tennison	Health Sciences
#10 Jada Stinson	Criminal Justice
#12 Johnna Jones	General Studies
#13 Talia Roldan	General Studies
#14 Hailee Erickson	General Education
#21 Shameka Tubbs	General Studies
#22 Maggie Mahan	Environmental Biology
#23 Trinitee Jackson	Undecided
#25 Kayla Williams	Exercise Science
#35 Peyton Martin	Broadcast Journalism
#50 Madison Heckert	Exercise Science

A-State In The NCAA/Sun Belt Rankings

Statistic	National Rank	Conference Rank	Value	National Leader	Value	Conference Leader	Value
Assist Turnover Ratio (348 ranked)	264	8	0.68	Oregon	1.75	UT Arlington	1.01
Assists (348 ranked)	245	3	181	DePaul	342	UT Arlington	263
Assists Per Game (348 ranked)	234	3	12.1	Baylor	23.2	UT Arlington	16.4
Blocked Shots (348 ranked)	255	7	37	South Carolina	141	South Alabama	78
Blocked Shots Per Game (348 ranked)	251	7	2.5	South Carolina	8.3	South Alabama	4.9
Defensive Rebounds per Game (29 ranked)				Tennessee	33.5	Troy	31.4
Fewest Fouls (345 ranked)	172	5	268	Penn	158	Appalachian St.	228
Fewest Turnovers (348 ranked)	231	9	267	Penn	147	Louisiana	224
Field-Goal Percentage (348 ranked)	280	8	37.1	Baylor	51.5	Coastal Carolina	43.9
Field-Goal Percentage Defense (348 ranked)	273	9	42.0	Baylor	29.6	Coastal Carolina	34.7
Free Throw Attempts (348 ranked)	34	4	326	Troy	412	Troy	412
Free Throws Made (348 ranked)	67	4	208	Denver	303	Troy	291
Free-Throw Percentage (348 ranked)	282	10	63.8	William & Mary	80.5	Coastal Carolina	72.4
Offensive Rebounds per Game (30 ranked)				Troy	23.2	Troy	23.2
Personal Fouls Per Game (348 ranked)	219	7	17.9	UConn	11.1	Appalachian St.	15.2
Rebound Margin (348 ranked)	311	12	-5.9	Tennessee	16.3	Troy	13.1
Rebounds (348 ranked)	242	6	555	Troy	819	Troy	819
Rebounds Per Game (348 ranked)	214	5	37.00	Troy	54.60	Troy	54.60
Scoring Defense (348 ranked)	318	12	72.9	Georgia Tech	47.8	Coastal Carolina	58.3
Scoring Margin (348 ranked)	305	9	-9.9	Baylor	38.6	Coastal Carolina	18.4
Scoring Offense (348 ranked)	223	6	63.1	Baylor	87.4	Troy	80.0
Steals (347 ranked)	73	1	149	Alcorn	235	Arkansas St.	149
Steals Per Game (348 ranked)	61	1	9.9	Alcorn	14.7	Arkansas St.	9.9
Three Pt FG Defense (348 ranked)	230	7	32.0	Arkansas	23.3	Coastal Carolina	26.1
Three-Point Field Goals Attempted (148 ranked)				FGCU	693	South Alabama	384
Three-Point Field Goals Made (348 ranked)	225	4	84	FGCU	231	South Alabama	115
Three-Point Field Goals Per Game (348 ranked)	204	4	5.6	FGCU	12.2	South Alabama	7.2
Three-Point Field-Goal Percentage (348 ranked)	278	6	27.9	Holy Cross	41.3	Coastal Carolina	35.2
Turnover Margin (348 ranked)	199	7	-0.40	FGCU	10.79	Louisiana	4.60
Turnovers Forced (348 ranked)	132	6	17.40	Alcorn	29.06	Troy	19.67
Turnovers Per Game (348 ranked)	262	9	17.8	FGCU	9.9	Louisiana	14.9
Won-Lost Percentage (346 ranked)	242	7	40.0	UCLA	100.0	Coastal Carolina	86.7

Statistic	Player	National Rank	Conference Rank	Value	National Leader	Value	Conference Leader	Value
Assist Turnover Ratio (250 ranked)					Kelly Campbell, DePaul	5.88	Sydney Chastain, Little Rock	2.32
Assists (150 ranked)					Jayde Christopher, Boise St.	139	Kennedy Taylor, Texas St.	75
Assists Per Game (249 ranked)	Jireh Washington	216	5	3.5	Sabrina Ionescu, Oregon	8.6	Kennedy Taylor, Texas St.	5.4
Blocked Shots (144 ranked)					Brittany Brewer, Texas Tech	74	Shaquanda Miller-McCray, Georgia St.	42
Blocked Shots Per Game (249 ranked)					Brittany Brewer, Texas Tech	5.29	Shaquanda Miller-McCray, Georgia St.	2.80
Defensive Rebounds per Game (30 ranked)					Natalie Kucowski, Lafayette	10.1		
Double Doubles (49 ranked)					Unique Thompson, Auburn	14	Antoinette Lewis, South Alabama	7
Field Goal Attempts (147 ranked)					Chennedy Carter, Texas A&M	316	Kyra Collier, Little Rock	241
Field Goals Made (146 ranked)					Chanette Hicks, Norfolk St.	145	Marie Benson, UT Arlington	107
Field-Goal Percentage (250 ranked)					Ayana Mitchell, LSU	71.0	Aja Blount, Coastal Carolina	53.6
Final Points (198 ranked)					Rhyne Howard, Kentucky	381	Marie Benson, UT Arlington	264
Free Throw Attempts (142 ranked)	Peyton Martin Morgan Wallace	48 95	2 8	86 76	Keni Jo Lippe, Oral Roberts	123	Antoinette Lewis, South Alabama	99
Free Throws Made (144 ranked)	Morgan Wallace	144	8	50	Ashley Joens, Iowa St.	103	Pre Stanley, Appalachian St.	66
Free-Throw Percentage (250 ranked)					Alexis Brown, Ga. Southern	95.1	Alexis Brown, Ga. Southern	95.1
Minutes Played (150 ranked)					Dor Saar, Maine	681:25	Kyra Collier, Little Rock	576:25
Minutes Played Per Game (150 ranked)	Morgan Wallace	136	5	34.07	Rose Caverly, Vermont	39.40	Kyra Collier, Little Rock	38.43
Offensive Rebounds per Game (30 ranked)					Unique Thompson, Auburn	5.3	Antoinette Lewis, South Alabama	4.8
Points Per Game (248 ranked)					Stella Johnson, Rider	27.8	Marie Benson, UT Arlington	17.6
Rebounds (146 ranked)	Morgan Wallace	146	5	121	Ila Lane, UC Santa Barbara Natasha Mack, Oklahoma St.	193 193	Antoinette Lewis, South Alabama	169
Rebounds Per Game (250 ranked)	Morgan Wallace	130	5	8.1	Natalie Kucowski, Lafayette	13.7	Antoinette Lewis, South Alabama	10.6
Steals (130 ranked)	Morgan Wallace	130	2	31	Stephanie Karcz, Loyola Maryland	88	DJ Williams, Coastal Carolina	40
Steals Per Game (250 ranked)	Morgan Wallace	123	2	2.07	Stephanie Karcz, Loyola Maryland	5.87	DJ Williams, Coastal Carolina	2.86
Three-Point Field Goals Attempted (147 ranked)	Jada Ford	74	2	105	Taylor Robertson, Oklahoma	159	Savannah Jones, South Alabama	109
Three-Point Field Goals Made (142 ranked)	Jada Ford	142	2	32	Taylor Robertson, Oklahoma	78	Savannah Jones, South Alabama	35
Three-Point Field Goals Per Game (247 ranked)	Jada Ford Payton Tennison	148 241	2 5	2.13 1.85	Taylor Robertson, Oklahoma	5.20	Savannah Jones, South Alabama	2.19
Three-Point Field-Goal Percentage (201 ranked)	Jada Ford	186	3	30.5	Libby Bazelak, Duquesne	50.0	Shaforia Kines, South Alabama	32.3
Triple Doubles (2 ranked)					Sabrina Ionescu, Oregon	4		

SUPERLATIVES

2019-20 MARGIN OF VICTORY/DEFEAT

Margin	*1*	*2*	*3*	*4*	*5*	*6*	*7*	*8*	*9*	*10*	*11-14*	*15-19*	*20-24*	*25-29*	*30-34*	*35+*
Victory	-	1	1	-	-	-	1	-	1	-	-	-	1	1	-	-
Defeat	-	1	-	-	1	-	-	-	-	-	2	1	-	2	-	2

Most First Quarter Points

A-State	25	vs. Central Baptist (11/6/19)
Opponent	45	DePaul (11/22/19)

Fewest First Quarter Points

A-State	3	at UT Arlington (1/2/20)
Opponent	11	2x: Last, Texas State (1/4/20)

Most Second Quarter Points

A-State	25	vs. UAPB (12/9/19)
Opponent	28	Baylor (12/18/19)

Fewest Second Quarter Points

A-State	0	at Louisiana Tech (12/29/19)
Opponent	10	Texas State (1/4/20)

Largest Halftime Lead

A-State	19	vs. Central Baptist (11/6)
Opponent	39	Baylor (12/18/19)

Most Third Quarter Points

A-State	28	vs. Central Baptist (11/6)
Opponent	27	2x, Last: Baylor (12/18/19)

Fewest Third Quarter Points

A-State	5	vs. N.C. A&T (11/23/19)
Opponent	5	UAPB (12/9/19)

Most Fourth Quarter Points

A-State	31	at Tulsa (11/9/19)
Opponent	26	Baylor (12/18/19)

Fewest Fourth Quarter Points

A-State	8	at Baylor (12/18/19)
Opponent	10	N.C. A&T (11/23/19)

Largest Margin of Victory

A-State	25	vs. Central Baptist (11/6)
Opponent	68	Baylor (12/18/19)

SPECIALTY STATS

OPPONENT	*PAINT*	*OFF TURNOVER*	*2ND CHANCE*	*FAST BREAK*	*BENCH POINTS*
Central Baptist	26/28	13/24	14/12	28/0	35/12
Tulsa	44/38	5/16	23/9	9/8	16/17
SEMO	34/38	11/11	12/15	4/6	15/9
at DePaul	38/52	16/48	2/26	17/16	21/52
vs. N.C. A&T	18/32	19/26	6/12	8/13	22/26
at Murray State	36/32	13/23	14/18	6/12	19/4
at San Diego State	34/22	23/21	9/7	11/6	29/16
Arkansas-Pine Bluff	42/28	30/17	11/8	14/20	42/8
at Memphis	20/34	13/28	6/19	4/10	22/33
at No. 7/5 Baylor	20/48	5/37	12/15	3/20	8/34
at Louisiana Tech	28/26	34/26	9/18	25/14	5/35
at UT Arlington	24/34	15/23	6/12	15/6	6/27
at Texas State	16/12	22/5	11/3	8/5	11/9
Georgia State	34/12	23/2	11/9	15/4	4/14
Georgia Southern	32/32	15/15	6/24	8/11	21/15

FREE THROW PROFICIENCY

AND-ONE *(free throw to complete 3 or 4 point play)*

#	Player	FT-FTA	PCT
0	Jada Ford	3-3	1.000
1	Jireh Washington	10-12	.833
2	Starr Taylor		
3	Morgan Wallace	3-4	1.000
4	Mya Love	1-2	.500
5	Payton Tennison		
12	Johnna Jones		
14	Hailee Erickson		
21	Shameka Tubbs	1-2	.500
22	Maggie Mahan		
23	Trinitee Jackson	1-5	.200
25	Kayla Williams		
35	Peyton Martin	6-8	.750
50	Madison Heckert		
	Team	**25-36**	**.694**

CRUNCH TIME *(final 2 minutes within 10 points and in overtime)*

#	Player	FT-FTA	PCT
0	Jada Ford	5-6	.833
1	Jireh Washington	9-10	.900
2	Starr Taylor		
3	Morgan Wallace	7-7	1.000
4	Mya Love		
5	Payton Tennison	1-2	.500
12	Johnna Jones		
14	Hailee Erickson		
21	Shameka Tubbs		
22	Maggie Mahan		
23	Trinitee Jackson		
25	Kayla Williams		
35	Peyton Martin		
50	Madison Heckert		
	Team	**22-25**	**.880**

A-STATE RECORD WHEN

A-State Scores:

59 and Under	1-5
60-69	1-3
70-79	2-1
80-89	2-0
90-99	0-0
100+	0-0

The Opponent Scores:

59 and under	1-1
60-69	5-1
70-79	0-5
80-89	0-0
90-99	0-0
100+	0-2

A-State Shoots:

under 35%	2-5
35-39%	0-2
40-44%	1-1
45-49	3-1
50%+	0-0

The Opponent Shoots:

under 35%	1-1
35-39%	4-0
40-44%	1-5
45-49	0-2
50%+	0-1

A-State Free Throws:

under 60%	1-3
60-69%	2-4
70-79%	2-2
80%+	1-0

Opponent Free Throws:

under 60%	1-1
60-69%	2-0
70-79%	3-6
80%+	0-2

A-State outshoots opponent	4-3
A-State outshot by opponent	2-6
Same	0-0

A-State Has:

More rebounds	2-1
Less rebounds	4-8
Even rebounds	0-0
Players foul out	1-5

SERIES HISTORY

• Saturday marks Arkansas State's 14th all-time meeting against Appalachian State.
• App State owns an all-time 7-6 lead in the series, having won the last two meetings and five of the last six. A-State's lone win during that stretch came in 2018 - a 69-52 home win the last time the two teams met in Jonesboro.
• Despite trailing in the overall series, the Red Wolves lead 3-1 when games are played in Jonesboro.
• Matt Daniel has never faced Appalachian State as a head coach.

SERIES RESULTS

A-State vs Appalachian State
All-Time Series
Appalachian State leads 7-6 (A-State leads 3-1 in Jonesboro)

YEAR	SCORE	LOCATION
1986-87	L 71-86	Murray, Ky.
1/3/15	W 89-75	Jonesboro
1/10/15	L 69-70	Boone
3/11/15	W 67-52	New Orleans
1/16/16	W 83-60	Jonesboro
3/5/16	W 83-74	Boone
3/9/16	W 81-61	New Orleans
1/5/17	L 50-76	Boone
2/4/17	L 72-81[OT]	Jonesboro
1/27/18	L 66-68	Boone
2/22/18	W 69-52	Jonesboro
3/6/18	L 68-79	New Orleans
1/24/19	L 67-75	Boone

LAST MEETING

Official Basketball Box Score -- Game Totals -- Final Statistics
Arkansas State vs Appalachian State
1/24/19 6:30 pm at Holmes Center (Boone, N.C.)

Arkansas State 67 • 8-10(3-4 SBC)

##	Player		Total FG-FGA	3-Ptr FG-FGA	FT-FTA	Rebounds Off	Def	Tot	PF	TP	A	TO	Blk	Stl	Min
35	Martin, Peyton	f	2-9	0-0	2-4	1	5	6	5	6	0	0	0	0	21
01	Washington, Jireh	g	1-4	0-1	0-0	0	1	1	4	2	1	3	0	2	28
05	Tennison, Payton	g	3-9	1-6	0-0	0	1	1	3	7	3	2	2	1	31
10	Westbrook, Akasha	g	7-16	0-0	6-6	1	7	8	1	20	2	3	0	1	30
11	Peevy, Lycia	g	1-1	0-0	2-2	0	1	1	1	4	1	2	0	1	17
00	Ford, Jada		1-4	1-3	0-0	0	0	0	0	3	2	0	0	0	10
02	Taylor, Starr		0-0	0-0	0-0	0	3	3	0	0	1	1	0	0	12
22	Mahan, Maggie		0-0	0-0	0-0	0	1	1	0	0	0	0	0	0	3
23	Jackson, Trinitee		2-5	0-0	3-4	1	1	2	3	7	0	1	0	0	12
24	Elder, Jordan		4-9	4-8	2-2	2	2	4	0	14	0	1	1	1	27
50	Heckert, Madison		2-5	0-0	0-0	0	1	1	3	4	0	1	0	0	9
	Team					2	2	4							
	Totals		23-62	6-18	15-18	7	25	32	20	67	10	14	3	6	200

1st - FG %:	4-15	26.7%	2nd:	6-14	42.9%	3rd:	6-15	40.0%	4th:	7-18	38.9%	Game:	23-62	37.1%
3FG %:	0-3	0.0%		1-4	25.0%		3-6	50.0%		2-5	40.0%		6-18	33.3%
FT %:	6-6	100.0%		1-2	50.0%		2-2	100.0%		6-8	75.0%		15-18	83.3%

Deadball Rebounds: 3

Appalachian State 75 • 10-7(4-2 SBC)

##	Player		Total FG-FGA	3-Ptr FG-FGA	FT-FTA	Rebounds Off	Def	Tot	PF	TP	A	TO	Blk	Stl	Min
30	Gosnell, Lainey	f	5-8	0-2	2-2	0	2	2	3	12	0	1	0	1	31
42	Plummer, Bayley	c	3-7	0-0	2-4	7	8	15	3	8	2	1	4	2	36
05	Stanley, Pre	g	3-10	0-1	0-0	1	3	4	1	6	2	4	0	1	30
23	Polacek, Ashley	g	2-8	1-2	3-4	0	3	3	2	8	8	6	0	1	34
34	Story, Madi	g	11-17	1-2	2-4	3	7	10	1	25	1	2	0	0	34
01	Calder, Maya		4-6	0-0	1-2	0	3	3	2	9	0	0	0	1	13
03	Wilson, Tierra		2-5	2-5	0-0	0	1	1	2	6	0	1	0	0	9
04	Mathews, Nicola		0-0	0-0	0-0	0	1	1	2	0	1	1	0	0	5
20	Bigott, Brooke		0-3	0-1	1-2	0	2	2	0	1	0	0	0	0	8
	Team					2	2	4							
	Totals		30-64	4-13	11-18	13	32	45	16	75	14	16	4	6	200

1st - FG %:	7-17	41.2%	2nd:	8-14	57.1%	3rd:	9-20	45.0%	4th:	6-13	46.2%	Game:	30-64	46.9%
3FG %:	0-2	0.0%		1-2	50.0%		2-6	33.3%		1-3	33.3%		4-13	30.8%
FT %:	4-6	66.7%		0-4	0.0%		2-2	100.0%		5-6	83.3%		11-18	61.1%

Deadball Rebounds: 3

Officials: Eric Koch, Rachael Melot, Kiesha Brown
Technical fouls: Arkansas State-None. Appalachian State-None.
Attendance: 264

Score by periods	1st	2nd	3rd	4th	Total
Arkansas State	14	14	17	22	**67**
Appalachian State	18	17	22	18	**75**

Points	In Paint	Off T/O	2nd Chance	Fast Break	Bench
ASU	26	13	7	6	28
APP	46	8	12	10	16

Last FG - ASU 4th-00:07, APP 4th-01:34.
Largest lead - ASU by 5 1st-05:27, APP by 15 3rd-03:59.
ASU led for 04:08. APP led for 31:00. Game was tied for 04:52.

Score tied - 5 times.
Lead changed - 5 times.

Appalachian State 75, Arkansas State 67
January 24, 2019 - Boone, North Carolina

BOONE, N.C. (1/24/19) - The Arkansas State women's basketball team dropped a Sun Belt Conference contest to Appalachian State 75-67 Thursday at the Holmes Convocation Center.

Akasha Westbrook led the way for the Red Wolves (8-10, 3-4) with 20 points and eight rebounds, while Jordan Elder turned in a career-high 14 points off the bench, but it was not enough as the Mountaineers (10-7, 4-2) outscored A-State in each of the first three quarters and better than 46 percent from the field, while limiting the Red Wolves to a 37 percent clip.

Both sides struggled offensively through the early part of the first quarter, but Westbrook got things going and scored 10 of her team's first 12 points. Payton Tennison knocked down a 3-pointer to put the Red Wolves up by a point early in the second and Trinite Jackson followed with a bucket in the paint to cap a 9-0 run that put Arkansas State up 23-20 with 5:15 to go in the half.

The Mountaineers responded by going on a 15-3 run to close out the half to take a 35-26 lead they would not relinquish. The lead grew to its largest point a 57-42 near the end of the third quarter, but Jordan Elder knocked down a 3-pointer as time expired in the period to get within 12.

Elder helped get the deficit down to single digits with 1:54 to with her fourth 3-pointer of the game, but the Mountaineers were able to answer and keep Arkansas State from getting any closer. Westbrook got A-State within seven against with 50 seconds to go and then got a turnover, but the Red Wolves were unable to convert on the offensive end and the Mountaineers were able to hold on for the victory.

PLAYER STATS VS. APPALACHIAN STATE

			-----Total-----		----3-Point----		---F-Throw---		-----Rebounds----									
Name	***GP-GS***	***Min-Avg***	***FG-FGA***	***Pct***	***FG-FGA***	***Pct***	***FT-FTA***	***Pct***	***Off-Def-Tot***	***Avg***	***PF***	***FO***	***Ast***	***TO***	***Blk***	***Stl***	***Pts***	***Avg***
Morgan Wallace	2-1	55-27.5	9-24	.375	1-6	.167	4-5	.800	4-7-11	5.5	4	0	6	6	0	4	23	11.5
Starr Taylor	6-4	164-27.3	20-49	.408	3-7	.429	10-16	.625	7-15-22	3.7	13	0	19	16	0	10	53	8.8
Jada Ford	5-3	101-20.2	14-40	.350	11-24	.458	2-2	1.000	0-6-6	1.2	6	0	11	7	0	3	41	8.2
Trinitee Jackson	1-0	12-12.0	2-5	.400	0-0	.000	3-4	.750	1-1-2	2.0	3	0	0	1	0	0	7	7.0
Payton Tennison	6-2	114-19.0	14-35	.400	8-25	.320	0-0	.000	0-12-12	2.0	9	0	7	8	6	4	36	6.0
Madison Heckert	6-2	104-17.3	9-29	.310	1-7	.143	1-4	.250	6-13-19	3.2	14	0	6	7	5	4	20	3.3
Peyton Martin	2-1	24-12.0	2-9	.222	0-0	.000	2-4	.500	1-5-6	3.0	5	1	0	0	0	0	6	3.0
Jireh Washington	1-1	28-28.0	1-4	.250	0-1	.000	0-0	.000	0-1-1	1.0	4	0	1	3	0	2	2	2.0
Maggie Mahan	2-0	6-3.0	0-0	.000	0-0	.000	0-0	.000	0-1-1	0.5	2	0	0	0	0	0	0	0.0

2019-20 PRESEASON SBC POLL

Order of Finish

1. Little Rock (6) - 127 pts
2. Troy (4) - 123
3. UT Arlington (1) - 120
4. South Alabama (1) - 119
5. Appalachian State - 100
6. Georgia State - 73
7. Coastal Carolina - 66
8. Louisiana - 64
9. Texas State - 59
10. Arkansas State - 44
11. Georgia Southern - 26
12. ULM - 15

Player of the Year

Antoinette Lewis, South Alabama

Preseason All-SBC

First Team

DJ Williams, Coastal Carolina
Jada Lewis, Georgia State
Kyra Collier, Little Rock
Savannah Jones, South Alabama
Antoinette Lewis, South Alabama

Second Team

Bayley Plummer, Appalachian State
Alexis Brown, Georgia Southern
Tori Lasker, Little Rock
Claire Chastain, UTA
Amber Rivers, Troy

Third Team

Pre Stanley, Appalachian State
Peyton Martin, Arkansas State
Shaforia Kines, South Alabama
Katie Ferrell, UTA
Japonica James, Troy

SBC STANDINGS (2019-20)

	Conference		Overall	
Team	**Record**	**PCT**	**Record**	**PCT**
Coastal Carolina	3-1	.750	13-2	.867
Troy	3-1	.750	12-3	.800
Louisiana	3-1	.750	10-5	.667
UT Arlington	3-1	.750	9-7	.563
Arkansas State	**3-1**	**.750**	**6-9**	**.400**
Little Rock	3-1	.750	5-10	.333
South Alabama	2-2	.500	7-9	.438
Georgia Southern	2-2	.500	5-10	.333
Appalachian State	1-3	.250	4-11	.267
Georgia State	1-3	.250	4-11	.267
Texas State	0-4	.000	7-8	.467
ULM	0-4	.000	2-13	.133

THIS WEEK AROUND THE LEAGUE

Wed., Jan. 15	6:30 p.m.	Coastal Carolina at Little Rock
Thurs., Jan. 16	11:30 a.m.	Louisiana at UT Arlington
	5 p.m.	South Alabama at Georgia State
	5:30 p.m.	Troy at Georgia Southern
	7 p.m.	ULM at Texas State
		Appalachian State at Arkansas State
Sat., Jan. 18	1 p.m.	South Alabama at Georgia Southern
		Coastal Carolina at Appalachian State
		Troy at Georgia State
	2 p.m.	***Arkansas State at Little Rock***
		Louisiana at Texas State
		ULM at UT Arlington

THE LAST TIME A TEAM

SCORED 100 POINTS
A-State ..... 101 at Troy | 12-30-15
Opponent ..... 111 by Baylor | 12-18-19

SCORED 90 POINTS
A-State ..... 91 vs UT Martin | 11-17-18
Opponent ..... 97 by UT Martin | 11-17-18

SCORED FEWER THAN 60 POINTS
A-State ..... 56 at Texas State | 1-4-20
Opponent ..... 53 by Texas State | 1-4-20

SCORED FEWER THAN 50 POINTS
A-State ..... 44 at UT Arlington | 1-2-20
Opponent ..... 45 by Southern | 3-17-16

WON BY 30 POINTS
A-State... ..... 37 vs Texas State | 2-25-16
Opponent ..... 68 by Baylor | 12-18-19

SHOT 60% FROM THE FLOOR
A-State ..... 63.2% vs UT Martin | 1-12-12
Opponent ..... 60.3 by UT Arlington | 1-17-19

SHOT 50% FROM THE FLOOR
A-State ..... 50.9% vs UT Arlington | 1-13-18
Opponent ..... 59.2% by Baylor | 12-18-19

SHOT LESS THAN 35% FROM THE FLOOR
A-State ..... 32.9% vs. Georgia State | 1-9-20
Opponent ..... 34.4% by North Carolina A&T | 11-23-19

SHOT 100% FROM 3-POINT RANGE (MIN. 3 ATTEMPTS)
A-State ..... 6-for-6 vs Little Rock | 1-29-15
Opponent .....

SHOT 60% FROM 3-POINT RANGE
A-State ..... 75% vs UCA | 12-21-14
Opponent ..... 68.2% by Pittsburgh | 11-25-17

MADE 10 3-POINT FIELD GOALS
A-State ..... 15 vs. Central Baptist | 11-6-19
Opponent ..... 15 by Baylor | 12-18-19

SHOT BETTER THAN 80% FROM THE FT LINE (MIN. 5 MADE)
A-State ..... 81.8% at Texas State | 1-4-20
Opponent ..... 84.6% by Murray State | 11-26-19

SHOT LESS THAN 50% FROM THE FT LINE
A-State ..... 46.4% at Memphis | 12-14-19
Opponent ..... 41.7% by Coastal Carolina | 3-11-19

HAD 50 REBOUNDS
A-State ..... 56 at Tulsa | 11-9-19
Opponent ..... 52 by Georgia Southern | 1-11-20

HAD 20 OFFENSIVE REBOUNDS
A-State ..... 20 at Tulsa | 11-9-19
Opponent ..... 22 by Georgia Southern | 1-11-20

HAD 40 ASSISTS
A-State ..... 46 vs Lamar | 1997-98 season
Opponent .....

HAD 30 ASSISTS
A-State .....
Opponent ..... 37 by Baylor | 12-18-19

HAD 20 ASSISTS
A-State ..... 20 vs. Arkansas-Pine Bluff | 12-9-19
Opponent ..... 24 by UT Arlington | 1-2-20

HAD 20 TURNOVERS
A-State ..... 24 at Louisiana Tech | 12-29-19
Opponent ..... 22 by Georgia Southern | 1-11-20

HAD LESS THAN 10 TURNOVERS
A-State ..... 7 vs. Georgia State | 1-9-20
Opponent ..... 8 by Baylor | 12-18-19

HAD LESS THAN 10 FOULS
A-State ..... 9 vs. DePaul | 11-22-19
Opponent .....

HAD 10+ STEALS
A-State ..... 14 vs. Georgia State | 1-9-20
Opponent ..... 11 by UT Arlington | 1-2-20

HAD 20+ STEALS
A-State ..... 20 vs North Texas | 1-2-10
Opponent ..... 20 by Troy | 2-8-18

HAD 10 BLOCKED SHOTS
A-State ..... 10 at Western Kentucky | 2-10-10
Opponent ..... 11 by Baylor | 12-18-19

HAD SIX DOUBLE-FIGURE SCORERS
A-State ..... vs Troy | 2-9-19
Opponent ..... by Troy | 2-8-18

HAD FIVE DOUBLE-FIGURE SCORERS
A-State ..... vs South Alabama | 2-17-19
Opponent ..... DePaul | 11-22-19

HAD FOUR DOUBLE-FIGURE SCORERS
A-State ..... vs. Georgia State | 1-9-20
Opponent ..... Baylor | 12-18-19

HAD NO PLAYERS SCORE IN DOUBLE FIGURES
A-State ..... at Pittsburgh | 11-25-17
Opponent ..... by Wichita State | 11-21-15

HAD 3 PLAYERS SCORE 20 POINTS
A-State ..... at Troy (Brown-Haywood - 23, Flanery 22, Gamble - 21)| 2-5-16
Opponent .....

HAD 2 PLAYERS SCORE 20 POINTS
A-State ..... at ULM (Bradshaw 24 & Wallace 20) | 3-2-18
Opponent ..... UT Arlington (Cierra Johnson - 23 & Brooke Alexander 20)| 1-17-19

HAD TWO DOUBLE-FIGURE REBOUNDERS
A-State ..... vs. Georgia State (Morgan Wallace - 11 & Jireh Washington - 10) | 1-9-20
Opponent ..... by Coastal Carolina (Naheria Hamilton - 12 & Aja Blount - 10) | 3-11-19

HAD TWO WITH DOUBLE-DOUBLES
A-State .... vs. Georgia State (Morgan Wallace - 21/11 & Jireh Washington - 15/10) | 1-9-20
Opponent ..... by Coastal Carolina (Aja Blount & Naheria Hamilton) | 3-11-19

FAILED TO MAKE A 3-POINT FIELD GOAL
A-State ..... vs Texas State | 1-11-18
Opponent ..... by Little Rock | 1-25-14

DEFEATED A RANKED TEAM
A-State ..... vs. #22 TCU (68-64) | 12-5-04

DEFEATED A TOP-10 TEAM
A-State ..... vs. #8 Virginia (86-77) | 11-22-98

WON AN OVERTIME GAME
A-State ..... vs. Georgia State (70-68) | 1-9-20
Opponent ..... by Western Kentucky (78-83) | 2-10-10

WON A DOUBLE-OVERTIME GAME
A-State ..... Never
Opponent ..... by SMU (80-86) | 11-26-10

WON A TRIPLE-OVERTIME GAME
A-State ..... Never
Opponent ..... Never

WON A QUADRUPLE-OVERTIME GAME
A-State ..... vs. Ole Miss (86-81) | 12-7-01
Opponent ..... Never

THE LAST TIME A PLAYER

RECORDED A TRIPLE-DOUBLE (PTS/REB/AST)
A-State.....Dec. 16, 2006, Rudy Sims vs. ULL (15 pts, 11 Rebs, 10 Ast)

RECORDED A DOUBLE-DOUBLE (PTS,REB)
A-State ..... vs. Georgia State (Morgan Wallace - 11 & Jireh Washington - 10) | 1-9-20

RECORDED A DOUBLE-DOUBLE (PTS, AST)
A-State..... Feb. 20, 2016 - vs App State - (Aundrea Gamble - 31/11)

WENT PERFECT FROM THE 3-POINT LINE (MIN 4 ATTEMPTS)
A-State ..... November 30, 2019 - at San Diego State - (Payton Tennison 4-4)

WENT PERFECT FROM THE FREE THROW LINE (MIN 5 ATTEMPTS)
A-State ..... January 11, 2020 (Jireh Washington 5-5)

WENT PERFECT FROM THE FIELD (MIN 5 ATTEMPTS)
A-State ..... November 30, 2019 - at San Diego State - (Payton Tennison 5-5)

SCORED 50 POINTS
A-State.....1992-1993 vs SW Louisiana (Sonja Tate- 50)

SCORED 40 POINTS
A-State.....1992-1993 vs Texas Pan American (Sonja Tate - 44)

SCORED 30 POINTS
A-State.....December 20, 2016 - vs Northern Kentucky (Jada Ford - 30)

HAD 20 REBOUNDS
A-State..... 1976-1977 - vs Arkansas Tech (Sue Jayroe - 23)

HAD 15 REBOUNDS
A-State ..... Nov. 6, 2019 vs. Central Baptist (Trinitee Jackson, 17 & Morgan Wallace, 15)

HAD 10 ASSISTS
A-State.....January 24, 2015 - at Troy (Aundrea Gamble - 11)

HAD 5 STEALS
A-State ..... December 29, 2019 at Louisiana Tech (Jireh Washington - 6)

HAD 5 BLOCKED SHOTS
A-State..... January 27, 2018 at Appalachian State (Lauren Bradshaw - 6)

HAD 7 OR MORE BLOCKED SHOTS
A-State.....1999-2000 - at New Orleans (Kim Davis - 7)

2019-20 RESULTS

Date	OPPONENT	W/L	SCORE	Record (Sun Belt)	High Points	High Rebounds	High Assists	High Steals	High Blocks	Attendance
Nov. 6	CENTRAL BAPTIST	W	88-63	-	Tennison (26)	Jackson (17)	Washington (7)	Wallace (3)	Two tied (3)	948
Nov. 9	at Tulsa	L	77-79	-	Washington (24)	Martin (14)	Washington (5)	4 Tied (1)	Martin (2)	791
Nov. 13	SEMO	L	67-79	-	Martin (19)	Martin (9)	Wallace (5)	Wallace (3)	Martin (2)	816
Nov. 22	at #19/20 DePaul	L	64-109	-	Wallace (21)	Wallace (5)	Washington (5)	Wallace (2)	Three tied (1)	2,000
Nov. 23	North Carolina A&T	L	50-55	-	Wallace (16)	Wallace (7)	Wallace (3)	Tennison (3)	Tennison (1)	N/A
Nov. 26	at Murray State	L	62-77	-	Martin (23)	Wallace (10)	Washington (4)	Wallace (4)	Martin (2)	343
Nov. 30	at San Diego State	W	71-62	-	Washington (20)	Wallace (8)	Four tied (3)	Love (3)	Tennison (1)	1,788
Dec. 9	UAPB	W	81-60	-	Martin (18)	Martin (9)	Washington (8)	Martin (5)	Two tied (1)	591
Dec. 14	at Memphis	L	50-78	-	Two tied (13)	Wallace (8)	Three tied (2)	Two tied (3)	Two tied (1)	392
Dec. 18	at Baylor	L	43-111	-	Washington (16)	Two tied (6)	Taylor (2)	Four tied (1)	-	10,284
Dec. 29	at Louisiana Tech	L	54-67	-	Ford (17)	Martin (7)	Washington (3)	Washington (6)	Two tied (1)	1,173
Jan. 2	at UT Arlington*	L	44-71	0-1	Ford (14)	Two tied (7)	Wallace (2)	Four tied (2)	Tubbs (1)	1,072
Jan. 4	at Texas State*	W	56-53	1-1	Washington (16)	Wallace (9)	Three tied (2)	Four tied (3)	Martin (1)	925
Jan. 9	GEORGIA STATE*	W	70-68^{OT}	2-1	Wallace (21)	Wallace (11)	Washington (6)	Washington (4)	Two tied (1)	613
Jan. 11	GA. SOUTHERN*	W	69-62	3-1	Martin (17)	Wallace (7)	Washington (6)	Martin (2)	Tennison (1)	718
Jan. 16	APP. STATE*	-	-	-	-	-	-	-	-	-
Jan. 18	at Little Rock*	-	-	-	-	-	-	-	-	-
Jan. 23	at Louisiana*	-	-	-	-	-	-	-	-	-
Jan. 25	COASTAL CAROLINA*	-	-	-	-	-	-	-	-	-
Feb. 1	at ULM*	-	-	-	-	-	-	-	-	-
Feb. 6	at Georgia State*	-	-	-	-	-	-	-	-	-
Feb. 8	at Georgia Southern*	-	-	-	-	-	-	-	-	-
Feb. 13	UT ARLINGTON*	-	-	-	-	-	-	-	-	-
Feb. 15	TEXAS STATE*	-	-	-	-	-	-	-	-	-
Feb. 20	at South Alabama*	-	-	-	-	-	-	-	-	-
Feb. 22	at Troy*	-	-	-	-	-	-	-	-	-
Feb. 28	LITTLE ROCK*	-	-	-	-	-	-	-	-	-
March 5	SOUTH ALABAMA*	-	-	-	-	-	-	-	-	-
March 7	TROY*	-	-	-	-	-	-	-	-	-

HEAD COACH MATT DANIEL

Hometown: Jonesboro, Ark.
Born: February 9, 1976
Family: Dr. Jennifer Daniel (wife); daughters Steele and Brett
High School: Jonesboro High School
College: Harding University, 1998 (B.A.)
Years in coaching: 19
Twitter: @coachmattdaniel

COACHING ASSIGNMENTS YEAR-BY-YEAR

Years	School	Position	Postseason/Notables
1998-99	Arizona State	Graduate Assistant (Men's)	
1999-2003	UT Arlington	Assistant Coach (Men's)	
2003-04	Pulaski Academy (Ark.)	Head Boys' Coach	34-1, national ranking
2004-05	Colorado	Assistant Coach	
2005-08	Missouri	Assistant Coach	1 NCAA, 1 WNIT
2008-12	Central Arkansas	Head Coach	2012 Southland Champ. 1 WNIT, 1 WBI
2012-17	Marshall	Head Coach	1 WNIT, 1 WBI
2019-Pres.	Arkansas State	Head Coach	Hired March 29

AWARDS AND HONORS/NOTABLES

- 2x Southland Conference Coach of the Year (2010, 2012)
- Led Marshall to its first ever WNIT appearance (2015-16)
- Coached Central Arkansas to the 2012 Southland Conference regular-season crown.
- Led UCA to the nation's biggest win improvement (15 games) with the youngest team in the country in 2009-10.

DANIEL CAREER COACHING RECORD

School	*Season*	*Overall*		*Conference*	
UCA	2008-09	6-23	.207	2-14	.125
UCA	2009-10	21-8	.724	11-5	.688
UCA	2010-11	21-12	.636	11-5	.688
UCA	2011-12	24-7	.774	14-2	.875
Marshall	2012-13	9-21	.300	3-13	.188
Marshall	2013-14	11-20	.355	3-13	.188
Marshall	2014-15	17-15	.531	8-10	.444
Marshall	2015-16	21-12	.636	9-9	.500
Marshall	2016-17	13-17	.433	5-13	.278
A-State	2019-20	6-9	.400	3-1	.750
Career	**10 YRS**	**149-144**	**.509**	**69-85**	**.448**

UNDER MATT DANIEL...

CATEGORY	2019-20
Leads at halftime	4-1
Trails at halftime	2-8
Tied at halftime	0-0
Shoots 45+% from the field	3-1
Shoots less than 45% from the field	3-8
Opp. shoots less than 45% from the field	6-5
Opp. shoots 45% or better from the field	0-4
Outrebounds (or ties) opponent	2-1
Outrebounded by opponent	4-8
More assists (or ties) opponent	3-0
Fewer assists than opponent	3-9
Fewer (or ties) TO than opponent	4-4
More TOs than opponent	2-5
In games decided by 10 points or less	4-2
All games	6-9
Home games	4-1
Road games	2-7
Neutral-site games	0-1
Non-SBC games	3-8
Non-SBC home games	2-1
Non-SBC road games	1-6
Non-SBC neutral-site games	0-1
SBC Games	3-1
SBC Home Games	2-0
SBC Road Games	1-1
SBC Tournament	0-0
November Games	2-5
December Games	1-3
January Games	3-1
February Games	0-0
March Games	0-0
Monday Games	1-0
Tuesday Games	0-1
Wednesday Games	1-2
Thursday Games	1-1
Friday Games	0-1
Saturday Games	3-3
Sunday Games	0-1
Overtime Games	1-0

MATT DANIEL VS OPPONENTS

Alabama	1-1
Alabama A&M	1-0
Arkansas-Monticello	0-1
Arkansas-Pine Bluff	4-0
Ball State	1-0
Baylor	0-1
Belmont	0-2
Bluefield College	2-0
Brescia	2-0
Central Baptist	3-0
Central Methodist	2-0
Charlotte	1-9
Chicago State	0-2
Coastal Carolina	2-0
Cornell	1-1
Davis & Elkins	1-0
Delaware State	1-0
DePaul	0-1
East Carolina	1-2
Eastern Kentcky	2-2
Ecclesia	3-0
Fairfield	1-0
FAU	3-3
FIU	5-1
Florida A&M	1-0
Furman	1-0
Georgia Southern	1-0
Georgia State	1-0
Georgia Tech	0-1
Grambling	1-0
Hendrix	1-0
High Point	1-0
Houston	0-1
Houston Baptist	2-1
Illinois	1-0
Indiana	1-0
Indiana State	0-2
Jackson State	1-2
Kansas State	0-1
Lamar	4-3
Lipscomb	1-1
Longwood	1-0
Louisiana Tech	2-4
Maine-Fort Kent	1-0
Marquette	0-1
Maryland-Eastern Shore	1-0
McNeese State	6-3
Memphis	1-2
Mercer	0-1
Middle Tennessee	0-7
Morehead State	1-2
Morgan State	1-0
Murray State	0-1
Navy	0-2
Nicholls State	7-2
NJIT	2-0
Norfolk State	2-1
North Carolina	0-1
North Carolina A&T	0-1
North Texas	1-3
Northern Kentucky	1-0
Northwestern State	5-3
Ohio	0-2
Oklahoma State	0-1
Oklahoma Wesleyan	1-0
Old Dominion	2-5
Oral Roberts	0-1
Paul Quinn	1-0
Penn State	0-1
Prairie View A&M	0-1
Presbyterian	1-0
Philander Smith	1-0
Radford	1-0
Rhode Island	2-0
Rice	2-3
Robert Morris	1-1
Sam Houston State	3-2
Saint Francis (PA)	1-0
Salem International	1-0
San Diego State	1-0
SMU	0-1
Southeast Missouri State	1-2
Southeastern Louisiana	4-4
Southern	1-0
Southern Illinois	3-1
SIU-Edwardsville	2-0
Southern Miss	2-4
Stephen F. Austin	2-5
Tennessee Tech	0-1
Texas A&M-Corpus Christi	2-2
Texas College	1-0
Texas State	4-1
Texas Tech	0-1
Tulane	0-2
Tulsa	1-4
UAB	4-6
UCF	0-2
ULM	1-0
UMKC	0-1
UT Arlington	3-2
UTEP	3-2
UT Martin	1-0
UT-Rio Grande Valley	1-0
UTSA	5-3
West Virginia	0-4
WVU Tech	2-0
Western Kentucky	1-6
Wiley	1-0
Wofford	1-0

0 JADA FORD

Guard | 5-9 | Senior
Muskogee, Oklahoma | Muskogee HS

SEASON HIGHS

- Points ..... 17 at Louisiana Tech (12/29/19)
- Rebounds ..... 5 (2x) Last vs Georgia Southern (1/11/20)
- FG Made ..... 6 (2x) Last vs Georgia State (1/9/20)
- FG Attempts ..... 20 vs Georgia State (1/9/20)
- 3PT FG Made ..... 4 (2x) Last vs Georgia State (1/9/20)
- 3PT FG Attempts ..... 15 vs Georgia State (1/9/20)
- FT Made ..... 5 at Memphis (12/14/19)
- FT Attempts ..... 5 at Memphis (12/14/19)
- Assists ..... 4 vs Georgia Southern (1/11/20)
- Blocks .....
- Steals ..... 3 (2x) Last at Texas State (1/4/20)

CAREER HIGHS

- Points ..... 30 vs Northern Kentucky (12/20/16)
- Rebounds ..... 7 vs Northern Kentucky (12/20/16)
- FG Made ..... 9 vs Northern Kentucky (12/20/16)
- FG Attempts ..... 24 vs Northern Kentucky (12/20/16)
- 3PT FG Made ..... 6 vs ULM (1/5/19)
- 3PT FG Attempts ..... 15 vs Georgia State (1/9/20)
- FT Made ..... 8 vs Northern Kentucky (12/20/16)
- FT Attempts ..... 13 vs Northern Kentucky (12/20/16)
- Assists ..... 4 (5x) Last vs Georgia Southern (1/11/20)
- Blocks ..... 1 (3x) Last vs South Florida (11/17/17)
- Steals ..... 5 vs Georgia Southern (3/7/17)

FORD'S 2019-20 GAME-BY-GAME (* — Indicates Game Started)

Opponent	Min.	FG-A	3PT-A	FT-A	O-D-T	PF	Ast.	TO	Blk.	Stl.	Pts.
CENTRAL BAPTIST	22	4-9	4-9	1-2	1-0-1	1	1	2	0	1	13
at Tulsa	27	2-4	2-2	0-0	0-0-0	2	0	0	0	0	6
SEMO	*24	1-5	0-3	0-0	0-0-0	1	1	1	0	0	2
at DePaul	*11	0-3	0-3	0-0	0-1-1	0	0	2	0	0	0
North Carolina A&T	27	4-12	4-10	0-0	0-1-1	0	0	0	0	1	12
at Murray State	27	3-13	2-9	2-2	0-0-0	0	0	2	0	1	10
at San Diego State	*28	3-9	2-6	0-0	0-2-2	1	1	1	0	1	8
UAPB	*18	3-8	3-5	0-0	0-5-5	1	1	3	0	1	9
at Memphis	*22	3-10	2-6	5-5	0-1-1	***5***	0	2	0	3	13
at Baylor	*12	1-2	1-2	0-0	0-0-0	1	0	2	0	0	3
at Louisiana Tech	*30	6-13	2-6	3-3	0-1-1	2	0	2	0	1	17
at UT Arlington	*32	5-11	3-6	1-1	0-2-2	2	0	1	0	0	14
at Texas State	*31	2-13	2-11	1-2	0-1-1	2	2	0	0	3	7
GEORGIA STATE	*35	6-20	4-15	0-0	0-1-1	2	0	3	0	1	16
GA. SOUTHERN	*36	1-14	1-12	4-4	0-5-5	0	4	1	0	1	7
APPALACHIAN STATE	-	-	-	-	-	-	-	-	-	-	-
at Little Rock	-	-	-	-	-	-	-	-	-	-	-
at Louisiana	-	-	-	-	-	-	-	-	-	-	-
COASTAL CAROLINA	-	-	-	-	-	-	-	-	-	-	-
at ULM	-	-	-	-	-	-	-	-	-	-	-
at Georgia State	-	-	-	-	-	-	-	-	-	-	-
at Georgia Southern	-	-	-	-	-	-	-	-	-	-	-
UT ARLINGTON	-	-	-	-	-	-	-	-	-	-	-
TEXAS STATE	-	-	-	-	-	-	-	-	-	-	-
at South Alabama	-	-	-	-	-	-	-	-	-	-	-
at Troy	-	-	-	-	-	-	-	-	-	-	-
LITTLE ROCK	-	-	-	-	-	-	-	-	-	-	-
SOUTH ALABAMA	-	-	-	-	-	-	-	-	-	-	-
TROY	-	-	-	-	-	-	-	-	-	-	-

** — Indicates Game Started*

AWARDS & HONORS

NOTABLES ...

- Team leader in career 20-point games (10) and second on the team in double-figure scoring games (33)
- Lone Red Wolf on the roster to score 30 points in a game
- Ranks 6th all-time in made threes at A-State (154), needing five to tie for fifth.
- Earned her first start of the year, her first since her sophomore year, against SEMO (1/13).
- Drilled four threes in the first half vs. North Carolina A&T, tallying 12 points (11/23).
- Scored 10 points at Murray State (11/26)
- Tallied 13 points at Memphis (12/14), including going 5-of-5 at the free-throw line.
- Season-high 17 points at Louisiana Tech (12/29)
- Scored 16 points in A-State's win over Georgia State (1/9).

JADA FORD'S CAREER STATISTICS

				Field Goals		3-Point		F-Throws		Rebounds									Scoring	
SEASON	TEAM	GP-GS	MIN/AVG	FG-FGA	FG%	3FG-FGA	3FG%	FT-FTA	FT%	OFF	DEF	TOT	AVG	PF-FO	AST	TO	BLK	STL	PTS	AVG
2016-17	ASU	20-6	411/20.6	82-225	.364	41-124	.331	52-73	.712	16	33	49	2.5	31-0	15	37	2	24	257	12.9
2017-18	ASU	30-18	657/21.9	102-305	.334	59-169	.349	47-65	.723	21	29	50	1.7	38-0	37	40	1	23	310	10.3
2018-19	ASU	24-0	260/10.8	34-91	.374	27-68	.397	8-11	.727	2	12	14	0.6	9-0	11	9	0	6	103	4.3
2019-20	ASU	15-11	382/25.4	44-146	.301	32-105	.305	17-19	.895	1	20	21	1.4	20-1	10	22	0	14	137	9.1
TOTAL		**89-35**	**1710/19.2**	**262-767**	**.342**	**159-466**	**.341**	**124-168**	**.738**	**40**	**94**	**134**	**1.5**	**98-1**	**73**	**108**	**3**	**67**	**807**	**9.1**

1 JIREH WASHINGTON

Guard | 5-9 | Sophomore
Memphis, Tennessee | Central HS

SEASON HIGHS

Points	24 at Tulsa (11/9/19)
Rebounds	10 vs Georgia State (1/9/20)
FG Made	10 at Tulsa (11/9/19)
FG Attempts	17 (2x) Last vs Georgia State (1/9/20)
3PT FG Made	2 vs Georgia State (1/9/20)
3PT FG Attempts	3 (3x) Last vs Georgia State (1/9/20)
FT Made	8 at Texas State (1/4/20)
FT Attempts	9 at Texas State (1/4/20)
Assists	8 vs UAPB (12/9/19)
Blocks	1 at Murray State (11/26/19)
Steals	6 at Louisiana Tech (12/29/19)

CAREER HIGHS

Points	24 (2x) Last at Tulsa (11/9/19)
Rebounds	10 vs Georgia State (1/9/20)
FG Made	10 at Tulsa (11/9/19)
FG Attempts	17 (2x) Last vs Georgia State (1/9/20)
3PT FG Made	2 (2x) Last vs Georgia State (1/9/20)
3PT FG Attempts	3 (4x) Last vs Georgia State (1/9/20)
FT Made	8 vs Georgia Southern (3/2/19)
FT Attempts	9 vs Little Rock (2/23/19)
Assists	8 vs UAPB (12/9/19)
Blocks	1 at Murray State (11/26/19)
Steals	6 at Louisiana Tech (12/29/19)

WASHINGTON'S 2019-20 GAME-BY-GAME (* — Indicates Game Started)

Opponent	Min.	FG-A	3PT-A	FT-A	O-D-T	PF	Ast.	TO	Blk.	Stl.	Pts.
CENTRAL BAPTIST	*24	2-9	0-2	5-6	2-6-8	2	7	6	0	1	9
at Tulsa	*24	10-17	0-1	4-4	4-3-7	***5***	5	3	0	0	24
SEMO	*30	6-14	1-3	4-5	4-3-7	2	2	2	0	0	17
at DePaul	*23	3-5	0-0	1-6	0-0-0	1	5	6	0	0	7
North Carolina A&T	*29	1-6	0-3	1-1	1-3-4	1	2	7	0	2	3
at Murray State	*32	6-10	1-2	1-2	1-4-5	2	4	3	1	0	14
at San Diego State	*28	7-13	1-1	5-8	1-2-3	1	1	3	0	2	20
UAPB	*29	5-10	0-1	1-1	0-3-3	1	8	3	0	2	11
at Memphis	*22	1-4	0-0	1-4	0-2-2	4	2	7	0	2	3
at Baylor	*29	6-10	0-2	4-5	2-4-6	0	0	5	0	1	16
at Louisiana Tech	*35	5-12	1-3	2-5	0-4-4	3	3	4	0	6	13
at UT Arlington	*27	3-9	0-1	0-0	0-3-3	2	1	5	0	2	6
at Texas State	*40	4-13	0-2	8-9	0-6-6	4	0	5	0	2	16
GEORGIA STATE	*40	5-17	2-3	3-5	2-8-10	2	6	1	0	4	15
GA. SOUTHERN	*34	5-12	0-1	5-5	1-4-5	3	6	3	0	1	15
APPALACHIAN STATE	-	-	-	-	-	-	-	-	-	-	-
at Little Rock	-	-	-	-	-	-	-	-	-	-	-
at Louisiana	-	-	-	-	-	-	-	-	-	-	-
COASTAL CAROLINA	-	-	-	-	-	-	-	-	-	-	-
at ULM	-	-	-	-	-	-	-	-	-	-	-
at Georgia State	-	-	-	-	-	-	-	-	-	-	-
at Georgia Southern	-	-	-	-	-	-	-	-	-	-	-
UT ARLINGTON	-	-	-	-	-	-	-	-	-	-	-
TEXAS STATE	-	-	-	-	-	-	-	-	-	-	-
at South Alabama	-	-	-	-	-	-	-	-	-	-	-
at Troy	-	-	-	-	-	-	-	-	-	-	-
LITTLE ROCK	-	-	-	-	-	-	-	-	-	-	-
SOUTH ALABAMA	-	-	-	-	-	-	-	-	-	-	-
TROY	-	-	-	-	-	-	-	-	-	-	-

** — Indicates Game Started*

AWARDS & HONORS

NOTABLES ...

- Seven assists in season opener vs. CBC
- Matched her career high with 24 points on a career-best 10-of-17 shooting on 11/9 at Tulsa.
- Scored 14 points at Murray State (11/26) and followed it up by leading A-State with 20 points at San Diego State (11/30).
- Career-high 8 assists vs. Arkansas-Pine Bluff (12/9)
- 16 points at Baylor to lead the Red Wolves (12/18).
- Career-high 6 steals at Louisiana Tech (12/29).
- Went 8-of-9 at the free-throw line on 1/4 at Texas State
- Tallied her first career double-double in A-State's win over Georgia State (1/9)

JIREH WASHINGTON'S CAREER STATISTICS

				Field Goals		3-Point		F-Throws		Rebounds									Scoring	
SEASON	TEAM	GP-GS	MIN/AVG	FG-FGA	FG%	3FG-FGA	3FG%	FT-FTA	FT%	OFF	DEF	TOT	AVG	PF-FO	AST	TO	BLK	STL	PTS	AVG
2018-19	ASU	30-26	784/26.1	113-246	.459	8-33	.242	79-123	.642	34	90	124	4.1	76-0	95	90	0	42	313	10.4
2019-20	ASU	15-15	446/29.7	69-161	.429	6-25	.240	45-66	.682	18	55	73	4.9	33-1	52	63	1	25	189	12.6
TOTAL		**45-41**	**1230/27.3**	**182-407**	**.447**	**14-58**	**.241**	**124-189**	**.656**	**52**	**145**	**197**	**4.4**	**109-1**	**147**	**153**	**1**	**67**	**502**	**11.2**

2 STARR TAYLOR

Guard | 5-6 | Senior
Jonesboro, Arkansas | Jonesboro HS

SEASON HIGHS

Points	5 at Tulsa (11/9/19)
Rebounds	5 vs Central Baptist (11/6/19)
FG Made	2 (2x) Last at Louisiana Tech (12/29/19)
FG Attempts	5 (2x) Last at Louisiana Tech (12/29/19)
3PT FG Made	1 at Tulsa (11/9/19)
3PT FG Attempts	1 (5x) Last vs Georgia Southern (1/11/20)
FT Made	2 at Tulsa (11/9/19)
FT Attempts	2 at Tulsa (11/9/19)
Assists	3 (3x) Last vs UAPB (12/9/19)
Blocks	
Steals	1 (6x) Last at Baylor (12/18/19)

CAREER HIGHS

Points	20 at UT Arlington (1/2/18)
Rebounds	8 at ULM (1/28/17)
FG Made	7 at Appalachian State (1/5/17)
FG Attempts	15 at Appalachian State (1/5/17)
3PT FG Made	2 at Appalachian State (3/6/18)
3PT FG Attempts	3 (2x) Last vs Appalachian State (3/6/18)
FT Made	7 (3x) Last vs UT Arlington (1/12/18)
FT Attempts	12 vs UT Arlington (1/12/18)
Assists	7 (3x) Last vs South Alabama (2/10/18)
Blocks	1 (3x) Last vs South Alabama (2/7/19)
Steals	4 at Coastal Carolina (2/24/18)

TAYLOR'S 2019-20 GAME-BY-GAME (* — Indicates Game Started)

Opponent	Min.	FG-A	3PT-A	FT-A	O-D-T	PF	Ast.	TO	Blk.	Stl.	Pts.
CENTRAL BAPTIST	17	0-2	0-0	0-0	2-3-5	2	1	2	0	1	0
at Tulsa	10	1-4	1-1	2-2	0-2-2	1	0	2	0	1	5
SEMO	9	1-1	0-0	0-0	0-1-1	0	3	0	0	0	2
at DePaul	22	2-5	0-1	0-0	2-2-4	1	2	2	0	1	4
North Carolina A&T	2	0-0	0-0	2-2	0-0-0	0	1	1	0	0	2
at Murray State	DNP										
at San Diego State	12	0-1	0-0	0-0	2-1-3	2	3	2	0	1	0
UAPB	7	0-1	0-0	0-0	1-2-3	2	3	3	0	1	0
at Memphis	10	0-0	0-0	0-0	0-2-2	0	2	0	0	0	0
at Baylor	21	1-3	0-0	0-0	1-1-2	0	2	1	0	1	2
at Louisiana Tech	18	2-5	0-1	0-0	1-1-2	1	1	3	0	0	4
at UT Arlington	5	0-1	0-1	0-0	0-0-0	0	1	0	0	0	0
at Texas State	DNP										
GEORGIA STATE	5	0-1	0-0	0-0	0-0-0	0	0	0	0	0	0
GA. SOUTHERN	23	1-2	0-1	0-0	1-1-2	2	2	2	0	0	2
APPALACHIAN STATE	-	-	-	-	-	-	-	-	-	-	-
at Little Rock	-	-	-	-	-	-	-	-	-	-	-
at Louisiana	-	-	-	-	-	-	-	-	-	-	-
COASTAL CAROLINA	-	-	-	-	-	-	-	-	-	-	-
at ULM	-	-	-	-	-	-	-	-	-	-	-
at Georgia State	-	-	-	-	-	-	-	-	-	-	-
at Georgia Southern	-	-	-	-	-	-	-	-	-	-	-
UT ARLINGTON	-	-	-	-	-	-	-	-	-	-	-
TEXAS STATE	-	-	-	-	-	-	-	-	-	-	-
at South Alabama	-	-	-	-	-	-	-	-	-	-	-
at Troy	-	-	-	-	-	-	-	-	-	-	-
LITTLE ROCK	-	-	-	-	-	-	-	-	-	-	-
SOUTH ALABAMA	-	-	-	-	-	-	-	-	-	-	-
TROY	-	-	-	-	-	-	-	-	-	-	-

** — Indicates Game Started*

AWARDS & HONORS

NOTABLES ...

- Team leader in games played (102), appearing in all but two games over the last four seasons for Arkansas State.
- Season-high 10 points against Murray State in 2018-19
- Played 22 minutes at DePaul (11/22).
- Scored 2 points in a season-high 23 minutes vs. Georgia Southern (1/11)

STARR TAYLOR'S CAREER STATISTICS

				Field Goals		3-Point		F-Throws		Rebounds									Scoring	
SEASON	TEAM	GP-GS	MIN/AVG	FG-FGA	FG%	3FG-FGA	3FG%	FT-FTA	FT%	OFF	DEF	TOT	AVG	PF-FO	AST	TO	BLK	STL	PTS	AVG
2016-17	ASU	32-22	802/25.1	74-224	.330	4-26	.154	49-66	.742	29	67	96	3.0	70-0	70	112	0	32	201	6.3
2017-18	ASU	30-22	637/21.2	76-180	.422	7-15	.467	33-60	.550	20	59	79	2.6	53-0	62	78	2	26	192	6.4
2018-19	ASU	30-4	412/13.7	34-85	.400	4-17	.235	15-21	.714	15	27	42	1.4	38-0	41	37	1	23	87	2.9
2019-20	ASU	13-0	162/12.5	8-26	.308	1-5	.200	4-4	1.000	10	16	26	2.0	11-0	21	18	0	6	21	1.6
TOTAL		**105-48**	**2013/19.2**	**192-515**	**.373**	**16-63**	**.254**	**101-151**	**.669**	**74**	**169**	**243**	**2.3**	**172-0**	**194**	**245**	**3**	**87**	**501**	**4.8**

3 MORGAN WALLACE

Guard | 5-10 | Junior
Little Rock, Arkansas | Pulaski Academy

SEASON HIGHS

Points	21 (2x) Last vs Georgia State (1/9/20)
Rebounds	15 vs Central Baptist (11/6/19)
FG Made	7 at DePaul (11/22/19)
FG Attempts	16 at Tulsa (11/9/19)
3PT FG Made	1 (3x) Last vs Georgia Southern (1/11/20)
3PT FG Attempts	5 (2x) Last vs SEMO (11/13/19)
FT Made	11 vs Georgia State (1/9/20)
FT Attempts	12 vs Georgia State (1/9/20)
Assists	5 vs SEMO (11/13/19)
Blocks	1 (3x) Last vs Georgia State (1/9/20)
Steals	4 at Murray State (11/26/19)

CAREER HIGHS

Points	21(2x) Last vs Georgia State (1/9/20)
Rebounds	15 vs Central Baptist (11/6/19)
FG Made	7 at DePaul (11/22/19)
FG Attempts	18 vs Appalachian State (3/6/18)
3PT FG Made	3 at Missouri (12/30/18)
3PT FG Attempts	5 (2x) Last vs SEMO (11/13/19)
FT Made	11 vs Georgia State (1/9/20)
FT Attempts	14 at UT Martin (11/17/18)
Assists	5 vs SEMO (1/13/19)
Blocks	1 (8x) Last vs Georgia State (1/9/20)
Steals	4 (3x) Last at Murray State (11/26/19)

WALLACE'S 2019-20 GAME-BY-GAME (* — Indicates Game Started)

Opponent	Min.	FG-A	3PT-A	FT-A	O-D-T	PF	Ast.	TO	Blk.	Stl.	Pts.
CENTRAL BAPTIST	*22	1-6	0-1	0-0	5-10-15	2	4	2	0	3	2
at Tulsa	*38	4-16	0-5	4-9	3-6-9	***5***	0	1	0	1	12
SEMO	*32	1-8	0-5	0-0	1-5-6	2	5	4	1	3	2
at DePaul	*28	7-11	1-2	6-8	0-5-5	1	2	5	0	2	21
North Carolina A&T	*39	5-9	0-4	6-7	3-4-7	1	3	1	0	1	16
at Murray State	*34	2-7	0-1	2-2	1-9-10	3	1	4	1	4	6
at San Diego State	*36	4-9	0-1	2-6	2-6-8	2	3	0	0	0	10
UAPB	*25	5-9	0-1	3-5	3-4-7	2	0	0	0	2	13
at Memphis	*37	2-9	0-2	3-6	6-2-8	2	2	2	0	3	7
at Baylor	*40	2-7	0-1	1-2	2-4-6	4	1	2	0	1	5
at Louisiana Tech	*28	0-5	0-1	4-4	3-3-6	***5***	2	4	0	3	4
at UT Arlington	*33	2-6	1-1	0-2	0-7-7	4	2	5	0	2	5
at Texas State	*40	3-9	1-2	6-8	2-7-9	1	0	0	0	3	13
GEORGIA STATE	*45	5-10	0-0	11-12	4-7-11	3	4	1	1	2	21
GA. SOUTHERN	*34	6-8	1-1	2-5	0-7-7	4	3	1	0	1	15
APPALACHIAN STATE	-	-	-	-	-	-	-	-	-	-	-
at Little Rock	-	-	-	-	-	-	-	-	-	-	-
at Louisiana	-	-	-	-	-	-	-	-	-	-	-
COASTAL CAROLINA	-	-	-	-	-	-	-	-	-	-	-
at ULM	-	-	-	-	-	-	-	-	-	-	-
at Georgia State	-	-	-	-	-	-	-	-	-	-	-
at Georgia Southern	-	-	-	-	-	-	-	-	-	-	-
UT ARLINGTON	-	-	-	-	-	-	-	-	-	-	-
TEXAS STATE	-	-	-	-	-	-	-	-	-	-	-
at South Alabama	-	-	-	-	-	-	-	-	-	-	-
at Troy	-	-	-	-	-	-	-	-	-	-	-
LITTLE ROCK	-	-	-	-	-	-	-	-	-	-	-
SOUTH ALABAMA	-	-	-	-	-	-	-	-	-	-	-
TROY	-	-	-	-	-	-	-	-	-	-	-

** — Indicates Game Started*

AWARDS & HONORS

- Maggie Dixon Classic All-Tournament

NOTABLES ...

- Second on the team in assists (52) as a sophomore
- Started 24 times in her 26 appearances in 2018-19
- Hauled in a career-high 15 boards in the season opener vs. CBC (11/6)
- Season-high 12 points at Tulsa (11/9)
- Dished out a career-high five assists vs. SEMO (11/13)
- Earned All-Tournament honors at the Maggie Dixon Classic after leading A-State with 37 points and 12 rebounds over two games (11/22-23)
- Played all 40 minutes in A-State's game at No. 7/5 Baylor (12/18)
- Narrowly missed a double-double with 13 points and 9 rebounds at Texas State (11/4)
- Posted a double-double vs. Georgia State (1/9) with 21 points and 11 rebounds
- Followed up with 15 points vs. Georgia Southern (1/11)

MORGAN WALLACE'S CAREER STATISTICS

				Field Goals		3-Point		F-Throws		Rebounds									Scoring	
SEASON	TEAM	GP-GS	MIN/AVG	FG-FGA	FG%	3FG-FGA	3FG%	FT-FTA	FT%	OFF	DEF	TOT	AVG	PF-FO	AST	TO	BLK	STL	PTS	AVG
2017-18	ASU	20-8	393/19.7	42-102	.412	5-17	.294	44-70	.629	28	43	71	3.6	35-0	32	27	2	15	133	6.7
2018-19	ASU	26-24	732/28.2	58-159	.365	8-31	.258	76-120	.633	45	94	139	5.3	52-0	52	48	3	35	200	7.7
2019-20	ASU	15-15	511/34.1	49-129	.380	4-28	.143	50-76	.658	35	86	121	8.1	41-2	32	32	3	31	152	10.1
TOTAL		**61-47**	**1636/26.8**	**149-390**	**.382**	**17-76**	**.224**	**170-266**	**.639**	**108**	**223**	**331**	**5.4**	**128-2**	**116**	**107**	**8**	**81**	**485**	**8.0**

4 MYA LOVE

Guard | 5-8 | Freshman
Jonesboro, Arkansas | Nettleton HS

SEASON HIGHS

Points	5 at Memphis (12/14/19)
Rebounds	4 at Texas State (1/4/20)
FG Made	2 at Memphis (12/14/19)
FG Attempts	3 (2x) Last at Texas State (1/4/20)
3PT FG Made	
3PT FG Attempts	2 at UT Arlington (1/2/20)
FT Made	1 (4x) Last at Texas State (1/4/20)
FT Attempts	3 at Memphis (12/14/19)
Assists	2 at Texas State (1/4/20)
Blocks	
Steals	3 at San Diego State (11/30/19)

CAREER HIGHS

Points	5 at Memphis (12/14/19)
Rebounds	4 at Texas State (1/4/20)
FG Made	2 at Memphis (12/14/19)
FG Attempts	3 (2x) Last at Texas State (1/4/20)
3PT FG Made	
3PT FG Attempts	2 at UT Arlington (1/2/20)
FT Made	1 (4x) Last at Texas State (1/4/20)
FT Attempts	3 at Memphis (12/14/19)
Assists	2 at Texas State (1/4/20)
Blocks	
Steals	3 at San Diego State (11/30/19)

LOVE'S 2019-20 GAME-BY-GAME (* — Indicates Game Started)

Opponent	Min.	FG-A	3PT-A	FT-A	O-D-T	PF	Ast.	TO	Blk.	Stl.	Pts.
CENTRAL BAPTIST	6	0-1	0-1	0-0	0-0-0	4	0	0	0	0	0
at Tulsa	DNP										
SEMO	4	0-1	0-0	0-0	0-0-0	3	0	0	0	0	0
at DePaul	9	0-1	0-0	1-2	0-0-0	0	0	0	0	0	1
North Carolina A&T	DNP										
at Murray State	10	0-0	0-0	0-0	2-1-3	2	1	0	0	0	0
at San Diego State	15	1-2	0-1	1-2	1-2-3	1	1	0	0	3	3
UAPB	10	0-1	0-0	0-0	0-1-1	1	0	0	0	1	0
at Memphis	8	2-3	0-1	1-3	1-1-2	2	0	0	0	1	5
at Baylor	DNP										
at Louisiana Tech	DNP										
at UT Arlington	16	1-4	0-2	0-0	1-2-3	1	1	2	0	0	2
at Texas State	21	1-3	0-1	1-1	2-2-4	1	2	0	0	0	3
GEORGIA STATE	28	1-2	0-0	0-0	2-1-3	4	1	0	0	2	2
GA. SOUTHERN	6	0-0	0-0	0-0	0-0-0	3	1	3	0	1	0
APPALACHIAN STATE	-	-	-	-	-	-	-	-	-	-	-
at Little Rock	-	-	-	-	-	-	-	-	-	-	-
at Louisiana	-	-	-	-	-	-	-	-	-	-	-
COASTAL CAROLINA	-	-	-	-	-	-	-	-	-	-	-
at ULM	-	-	-	-	-	-	-	-	-	-	-
at Georgia State	-	-	-	-	-	-	-	-	-	-	-
at Georgia Southern	-	-	-	-	-	-	-	-	-	-	-
UT ARLINGTON	-	-	-	-	-	-	-	-	-	-	-
TEXAS STATE	-	-	-	-	-	-	-	-	-	-	-
at South Alabama	-	-	-	-	-	-	-	-	-	-	-
at Troy	-	-	-	-	-	-	-	-	-	-	-
LITTLE ROCK	-	-	-	-	-	-	-	-	-	-	-
SOUTH ALABAMA	-	-	-	-	-	-	-	-	-	-	-
TROY	-	-	-	-	-	-	-	-	-	-	-

** — Indicates Game Started*

AWARDS & HONORS

NOTABLES ...

- Lone freshman on the team after a standout prep career at local Nettleton High School.
- Made her debut in the season opener vs. CBC (11/6), playing six minutes
- Scored her first collegiate point on a free throw at DePaul (11/22)
- Grabbed 3 rebounds and dished out an assist at Murray State (11/26)
- Enjoyed a career-best day at San Diego State, earning 3 points, 3 rebounds and 3 steals (11/30).
- Career-high 5 points at Memphis (12/14).
- Career-high 4 rebounds at Texas State in a season-high 21 minutes (1/4).

MYA LOVE'S CAREER STATISTICS

				Field Goals		3-Point		F-Throws		Rebounds									Scoring	
SEASON	TEAM	GP-GS	MIN/AVG	FG-FGA	FG%	3FG-FGA	3FG%	FT-FTA	FT%	OFF	DEF	TOT	AVG	PF-FO	AST	TO	BLK	STL	PTS	AVG
2019-20	ASU	11-0	134/12.2	6-18	.333	0-6	.000	4-8	.500	9	10	19	1.7	22-0	7	5	0	8	16	1.5
TOTAL		**11-0**	**134/12.2**	**6-18**	**.333**	**0-6**	**.000**	**4-8**	**.500**	**9**	**10**	**19**	**1.7**	**22-0**	**7**	**5**	**0**	**8**	**16**	**1.5**

5 PAYTON TENNISON

Guard | 5-11 | Senior

Valley Springs, Arkansas | Valley Springs HS

SEASON HIGHS

Points	26 vs Central Baptist (11/6/19)
Rebounds	4 at San Diego State (11/30/19)
FG Made	8 vs Central Baptist (11/6/19)
FG Attempts	13 vs Central Baptist (11/6/19)
3PT FG Made	8 vs Central Baptist (11/6/19)
3PT FG Attempts	11 vs Central Baptist (11/6/19)
FT Made	2 (2x) Last vs UAPB (12/9/19)
FT Attempts	2 (3x) Last vs UAPB (12/9/19)
Assists	4 vs Central Baptist (11/6/19)
Blocks	3 vs Central Baptist (11/6/19)
Steals	3 (3x) Last at Louisiana Tech (12/29/19)

CAREER HIGHS

Points	26 vs Central Baptist (11/6/19)
Rebounds	6 vs Tulsa (12/9/18)
FG Made	8 vs Central Baptist (11/6/19)
FG Attempts	13 (2x) Last vs Central Baptist (11/6/19)
3PT FG Made	8 vs Central Baptist (11/6/19)
3PT FG Attempts	11 vs Central Baptist (11/6/19)
FT Made	6 at Louisiana (3/9/19)
FT Attempts	6 at Louisiana (3/9/19)
Assists	7 vs UT Arlington (1/12/18)
Blocks	3 (3x) Last vs Central Baptist (11/6/19)
Steals	3 (5x) Last at Louisiana Tech (12/29/19)

TENNISON'S 2019-20 GAME-BY-GAME (* — Indicates Game Started)

Opponent	Min.	FG-A	3PT-A	FT-A	O-D-T	PF	Ast.	TO	Blk.	Stl.	Pts.
CENTRAL BAPTIST	*24	8-13	8-11	2-2	0-2-2	0	4	3	3	2	26
at Tulsa	*18	2-6	2-5	1-2	0-2-2	2	0	1	1	1	7
SEMO	*35	5-10	2-5	0-0	0-2-2	3	2	0	0	0	12
at DePaul	*14	1-2	0-1	0-0	0-1-1	2	0	1	0	0	2
North Carolina A&T	*36	1-9	1-8	0-0	0-3-3	3	1	0	1	3	3
at Murray State	*10	0-3	0-3	0-0	0-2-2	3	1	1	0	0	0
at San Diego State	24	5-5	4-4	0-0	0-4-4	1	3	0	1	0	14
UAPB	21	5-8	3-6	2-2	0-0-0	0	0	1	0	3	15
at Memphis	9	0-1	0-1	0-0	0-2-2	4	0	0	0	1	0
at Baylor	25	1-8	1-7	0-0	0-2-2	0	0	0	0	0	3
at Louisiana Tech	*20	1-4	1-4	0-0	0-1-1	2	1	1	1	3	3
at UT Arlington	DNP										
at Texas State	DNP										
GEORGIA STATE	15	0-5	0-4	0-0	0-1-1	1	3	0	0	1	0
GA. SOUTHERN	15	2-3	2-3	0-0	0-1-1	0	0	1	1	0	6
APPALACHIAN STATE	-	-	-	-	-	-	-	-	-	-	-
at Little Rock	-	-	-	-	-	-	-	-	-	-	-
at Louisiana	-	-	-	-	-	-	-	-	-	-	-
COASTAL CAROLINA	-	-	-	-	-	-	-	-	-	-	-
at ULM	-	-	-	-	-	-	-	-	-	-	-
at Georgia State	-	-	-	-	-	-	-	-	-	-	-
at Georgia Southern	-	-	-	-	-	-	-	-	-	-	-
UT ARLINGTON	-	-	-	-	-	-	-	-	-	-	-
TEXAS STATE	-	-	-	-	-	-	-	-	-	-	-
at South Alabama	-	-	-	-	-	-	-	-	-	-	-
at Troy	-	-	-	-	-	-	-	-	-	-	-
LITTLE ROCK	-	-	-	-	-	-	-	-	-	-	-
SOUTH ALABAMA	-	-	-	-	-	-	-	-	-	-	-
TROY	-	-	-	-	-	-	-	-	-	-	-

** — Indicates Game Started*

AWARDS & HONORS

NOTABLES ...

- Ranked second on the team in three-pointers made (30), free-throw percentage (.862) and blocks (12) in 2018-19.
- Made 27 appearances, 19 starts as a junior
- Made her 100th three-pointer with six seconds left at Tulsa on 11/9 to pull A-State to within one
- Went a perfect 5-of-5 from the field (4-of-4 from three) off the bench at San Diego State (11/30).
- Provided a spark off the bench vs. UAPB (12/9), tallying 15 points on 5-of-8 shooting (3-of-6 from three).
- Scored six points on a pair of threes vs. Georgia Southern (1/11)

PAYTON TENNISON'S CAREER STATISTICS

				Field Goals		3-Point		F-Throws		Rebounds									Scoring	
SEASON	TEAM	GP-GS	MIN/AVG	FG-FGA	FG%	3FG-FGA	3FG%	FT-FTA	FT%	OFF	DEF	TOT	AVG	PF-FO	AST	TO	BLK	STL	PTS	AVG
2016-17	ASU	29-0	297/10.2	31-78	.397	23-58	.397	6-13	.462	0	27	27	0.9	28-1	23	31	7	8	91	3.1
2017-18	ASU	29-13	581/20.0	59-172	.343	37-123	.301	14-17	.824	6	44	50	1.7	43-1	54	57	16	18	169	5.8
2018-19	ASU	27-19	557/20.6	59-148	.399	30-94	.319	25-29	.862	3	38	41	1.5	48-0	43	46	12	17	173	6.4
2019-20	ASU	13-7	265/20.4	31-77	.403	24-62	.387	5-6	.833	0	23	23	1.8	21-0	15	9	8	14	91	7.0
TOTAL		**98-39**	**1700/17.4**	**180-475**	**.379**	**114-337**	**.338**	**50-65**	**.769**	**9**	**132**	**141**	**1.4**	**140-2**	**135**	**143**	**43**	**57**	**524**	**5.3**

10 JADA STINSON

Guard | 5-8 | Junior

Fayetteville, North Carolina | Elizabethtown HS | Memphis

SEASON HIGHS	
Points	
Rebounds	
FG Made	
FG Attempts	
3PT FG Made	
3PT FG Attempts	
FT Made	
FT Attempts	
Assists	
Blocks	
Steals	

CAREER HIGHS	
Points	17 vs. Temple (3/4/19)
Rebounds	6 vs. Tulsa (2/24/18)
FG Made	7 at Tulsa (1/13/18)
FG Attempts	14 vs. Temple (3/4/19)
3PT FG Made	5 vs. Temple (3/4/19)
3PT FG Attempts	12 vs. Temple (3/4/19)
FT Made	4 (2x) Last vs. Samford (12/9/18)
FT Attempts	5 vs. Samford (12/9/18)
Assists	7 at East Carolina (2/14/18)
Blocks	1 (7x) Last at South Florida (1/19/19)
Steals	3 at UCF (2/3/18)

STINSON'S 2019-20 GAME-BY-GAME (* — Indicates Game Started)

Opponent	Min.	FG-A	3PT-A	FT-A	O-D-T	PF	Ast.	TO	Blk.	Stl.	Pts.
CENTRAL BAPTIST	DNP										
at Tulsa	DNP										
SEMO	DNP										
at DePaul	DNP										
North Carolina A&T	DNP										
at Murray State	DNP										
at San Diego State	DNP										
UAPB	DNP										
at Memphis	DNP										
at Baylor	DNP										
at Louisiana Tech	DNP										
at UT Arlington	DNP										
at Texas State	DNP										
GEORGIA STATE	DNP										
GA. SOUTHERN	-	-	-	-	-	-	-	-	-	-	-
APPALACHIAN STATE	-	-	-	-	-	-	-	-	-	-	-
at Little Rock	-	-	-	-	-	-	-	-	-	-	-
at Louisiana	-	-	-	-	-	-	-	-	-	-	-
COASTAL CAROLINA	-	-	-	-	-	-	-	-	-	-	-
at ULM	-	-	-	-	-	-	-	-	-	-	-
at Georgia State	-	-	-	-	-	-	-	-	-	-	-
at Georgia Southern	-	-	-	-	-	-	-	-	-	-	-
UT ARLINGTON	-	-	-	-	-	-	-	-	-	-	-
TEXAS STATE	-	-	-	-	-	-	-	-	-	-	-
at South Alabama	-	-	-	-	-	-	-	-	-	-	-
at Troy	-	-	-	-	-	-	-	-	-	-	-
LITTLE ROCK	-	-	-	-	-	-	-	-	-	-	-
SOUTH ALABAMA	-	-	-	-	-	-	-	-	-	-	-
TROY	-	-	-	-	-	-	-	-	-	-	-

** — Indicates Game Started*

AWARDS & HONORS

NOTABLES ...

- Redshirting the 2019-20 season after transferring from Memphis.

JADA STINSON'S CAREER STATISTICS

				Field Goals		3-Point		F-Throws		Rebounds									Scoring	
SEASON	TEAM	GP-GS	MIN/AVG	FG-FGA	FG%	3FG-FGA	3FG%	FT-FTA	FT%	OFF	DEF	TOT	AVG	PF-FO	AST	TO	BLK	STL	PTS	AVG
2017-18	Mem	28-14	858/30.6	71-202	.351	29-95	.305	20-33	.606	11	52	63	2.3	46-1	73	81	3	24	191	6.8
2018-19	Mem	30-16	728/24.3	66-213	.310	33-130	.254	8-15	.533	10	48	58	1.9	34-0	48	54	4	19	173	5.8
TOTAL FOR ASU		**0-0**	**0/0.0**	**0-0**	**.000**	**0-0**	**.000**	**0-0**	**.000**	**0**	**0**	**0**	**0.0**	**0-0**	**0**	**0**	**0**	**0**	**0**	**0.0**
TOTAL		**58-30**	**1586/27.3**	**137-415**	**.330**	**62-225**	**.276**	**28-48**	**.583**	**21**	**100**	**121**	**2.1**	**80-1**	**121**	**135**	**7**	**43**	**364**	**6.3**

12 JOHNNA JONES

Guard | 5-5 | Junior

Memphis, Tennessee | Munford HS | Jackson State CC

SEASON HIGHS

Points	2 (3x) Last at Memphis (12/14/19)
Rebounds	1 (2x) Last vs UAPB (12/9/19)
FG Made	1 (2x) Last at Memphis (12/14/19)
FG Attempts	3 vs UAPB (12/9/19)
3PT FG Made	
3PT FG Attempts	1 (2x) Last at Memphis (12/14/19)
FT Made	2 at Murray State (11/26/19)
FT Attempts	2 at Murray State (11/26/19)
Assists	1 (2x) Last at Memphis (12/14/19)
Blocks	
Steals	2 vs UAPB (12/9/19)

CAREER HIGHS

Points	2 (3x) Last at Memphis (12/14/19)
Rebounds	1 (2x) Last vs UAPB (12/9/19)
FG Made	1 (2x) Last at Memphis (12/14/19)
FG Attempts	3 vs UAPB (12/9/19)
3PT FG Made	
3PT FG Attempts	1 (2x) Last at Memphis (12/14/19)
FT Made	2 at Murray State (11/26/19)
FT Attempts	2 at Murray State (11/26/19)
Assists	1 (2x) Last at Memphis (12/14/19)
Blocks	
Steals	2 vs UAPB (12/9/19)

JONES' 2019-20 GAME-BY-GAME (* — Indicates Game Started)

Opponent	Min.	FG-A	3PT-A	FT-A	O-D-T	PF	Ast.	TO	Blk.	Stl.	Pts.
CENTRAL BAPTIST	DNP										
at Tulsa	DNP										
SEMO	DNP										
at DePaul	DNP										
North Carolina A&T	DNP										
at Murray State	6	0-1	0-0	2-2	0-1-1	0	0	1	0	0	2
at San Diego State	DNP										
UAPB	11	1-3	0-1	0-0	0-1-1	1	1	3	0	2	2
at Memphis	10	1-2	0-1	0-0	0-0-0	0	1	0	0	1	2
at Baylor	DNP										
at Louisiana Tech	6	0-0	0-0	0-0	0-0-0	0	0	1	0	0	0
at UT Arlington	2	0-0	0-0	0-0	0-0-0	0	0	2	0	0	0
at Texas State	DNP										
GEORGIA STATE	DNP										
GA. SOUTHERN	DNP										
APPALACHIAN STATE	-	-	-	-	-	-	-	-	-	-	-
at Little Rock	-	-	-	-	-	-	-	-	-	-	-
at Louisiana	-	-	-	-	-	-	-	-	-	-	-
COASTAL CAROLINA	-	-	-	-	-	-	-	-	-	-	-
at ULM	-	-	-	-	-	-	-	-	-	-	-
at Georgia State	-	-	-	-	-	-	-	-	-	-	-
at Georgia Southern	-	-	-	-	-	-	-	-	-	-	-
UT ARLINGTON	-	-	-	-	-	-	-	-	-	-	-
TEXAS STATE	-	-	-	-	-	-	-	-	-	-	-
at South Alabama	-	-	-	-	-	-	-	-	-	-	-
at Troy	-	-	-	-	-	-	-	-	-	-	-
LITTLE ROCK	-	-	-	-	-	-	-	-	-	-	-
SOUTH ALABAMA	-	-	-	-	-	-	-	-	-	-	-
TROY	-	-	-	-	-	-	-	-	-	-	-

** — Indicates Game Started*

AWARDS & HONORS

NOTABLES ...

- Averaged 10.2 points as a sophomore at Jackson State CC in Tennessee, earning second-team all-conference honors.
- Scored over 1,000 points in her high school career
- Notched her first two career points at Murray State (11/26)
- Scored her first career field goal vs UAPB (12/9)

JOHNNA JONES' CAREER STATISTICS

				Field Goals		3-Point		F-Throws		Rebounds									Scoring	
SEASON	TEAM	GP-GS	MIN/AVG	FG-FGA	FG%	3FG-FGA	3FG%	FT-FTA	FT%	OFF	DEF	TOT	AVG	PF-FO	AST	TO	BLK	STL	PTS	AVG
2019-20	ASU	5-0	34/6.9	2-6	.333	0-2	.000	2-2	1.000	0	2	2	0.4	1-0	2	7	0	3	6	1.2
TOTAL		**5-0**	**34/6.9**	**2-6**	**.333**	**0-2**	**.000**	**2-2**	**1.000**	**0**	**2**	**2**	**0.4**	**1-0**	**2**	**7**	**0**	**3**	**6**	**1.2**

13 TALIA ROLDAN

Forward | 6-4 | Junior

Merrillville, Indiana | Andrean HS | UAB

SEASON HIGHS

Points	
Rebounds	
FG Made	
FG Attempts	
3PT FG Made	
3PT FG Attempts	
FT Made	
FT Attempts	
Assists	
Blocks	
Steals	

CAREER HIGHS

Points	6 (2x) Last vs. Florida Atlantic (1/27/18)
Rebounds	4 (3x) Last at Louisiana Tech (3/7/19)
FG Made	3 vs. Samford (12/7/17)
FG Attempts	5 at Louisiana Tech (3/7/19)
3PT FG Made	
3PT FG Attempts	3 at Chicago State (11/20/18)
FT Made	4 vs. Miles College (11/15/17)
FT Attempts	6 vs. Miles College (11/15/17)
Assists	1 (2x) Last at Arkansas (3/24/19)
Blocks	2 vs. Florida Atlantic (1/27/18)
Steals	2 at Chicago State (11/20/18)

ROLDAN'S 2019-20 GAME-BY-GAME (* — Indicates Game Started)

Opponent	Min.	FG-A	3PT-A	FT-A	O-D-T	PF	Ast.	TO	Blk.	Stl.	Pts.
CENTRAL BAPTIST	DNP										
at Tulsa	DNP										
SEMO	DNP										
at DePaul	DNP										
North Carolina A&T	DNP										
at Murray State	DNP										
at San Diego State	DNP										
UAPB	DNP										
at Memphis	DNP										
at Baylor	DNP										
at Louisiana Tech	DNP										
at UT Arlington	DNP										
at Texas State	DNP										
GEORGIA STATE	DNP										
GA. SOUTHERN	DNP										
APPALACHIAN STATE	-	-	-	-	-	-	-	-	-	-	-
at Little Rock	-	-	-	-	-	-	-	-	-	-	-
at Louisiana	-	-	-	-	-	-	-	-	-	-	-
COASTAL CAROLINA	-	-	-	-	-	-	-	-	-	-	-
at ULM	-	-	-	-	-	-	-	-	-	-	-
at Georgia State	-	-	-	-	-	-	-	-	-	-	-
at Georgia Southern	-	-	-	-	-	-	-	-	-	-	-
UT ARLINGTON	-	-	-	-	-	-	-	-	-	-	-
TEXAS STATE	-	-	-	-	-	-	-	-	-	-	-
at South Alabama	-	-	-	-	-	-	-	-	-	-	-
at Troy	-	-	-	-	-	-	-	-	-	-	-
LITTLE ROCK	-	-	-	-	-	-	-	-	-	-	-
SOUTH ALABAMA	-	-	-	-	-	-	-	-	-	-	-
TROY	-	-	-	-	-	-	-	-	-	-	-

** — Indicates Game Started*

AWARDS & HONORS

NOTABLES ...

- Redshirting the 2019-20 season after transferring from UAB.

TALIA ROLDAN'S CAREER STATISTICS

				Field Goals		3-Point		F-Throws		Rebounds									Scoring	
SEASON	TEAM	GP-GS	MIN/AVG	FG-FGA	FG%	3FG-FGA	3FG%	FT-FTA	FT%	OFF	DEF	TOT	AVG	PF-FO	AST	TO	BLK	STL	PTS	AVG
2017-18	UAB	16-0	97/6.1	11-21	.524	0-4	.000	10-15	.667	7	9	16	1.0	9-0	0	7	4	0	32	2.0
2018-19	UAB	19-0	76/4.0	4-21	.190	0-10	.000	13-18	.722	5	14	19	1.0	11-0	2	3	4	2	21	1.1
TOTAL FOR ASU		**0-0**	**0/0.0**	**0-0**	**.000**	**0-0**	**.000**	**0-0**	**.000**	**0**	**0**	**0**	**0.0**	**0-0**	**0**	**0**	**0**	**0**	**0**	**0.0**
TOTAL		**35-0**	**173/4.9**	**15-42**	**.357**	**0-14**	**.000**	**23-33**	**.697**	**12**	**23**	**35**	**1.0**	**20-0**	**2**	**10**	**8**	**2**	**53**	**1.5**



14 HAILEE ERICKSON

Guard | 5-5 | Junior

Alton, Missouri | Alton HS | Three Rivers College (Mo.)

SEASON HIGHS

Points	6 at DePaul (11/22/19)
Rebounds	2 at DePaul (11/22/19)
FG Made	2 at DePaul (11/22/19)
FG Attempts	6 vs Central Baptist (11/6/19)
3PT FG Made	2 at DePaul (11/22/19)
3PT FG Attempts	6 vs Central Baptist (11/6/19)
FT Made	
FT Attempts	
Assists	2 vs Central Baptist (11/6/19)
Blocks	
Steals	2 vs North Carolina A&T (11/23/19)

CAREER HIGHS

Points	6 at DePaul (11/22/19)
Rebounds	2 at DePaul (11/22/19)
FG Made	2 at DePaul (11/22/19)
FG Attempts	6 vs Central Baptist (11/6/19)
3PT FG Made	2 at DePaul (11/22/19)
3PT FG Attempts	6 vs Central Baptist (11/6/19)
FT Made	
FT Attempts	
Assists	2 vs Central Baptist (11/6/19)
Blocks	
Steals	2 vs North Carolina A&T (11/23/19)

ERICKSON'S 2019-20 GAME-BY-GAME (* — Indicates Game Started)

Opponent	Min.	FG-A	3PT-A	FT-A	O-D-T	PF	Ast.	TO	Blk.	Stl.	Pts.
CENTRAL BAPTIST	11	1-6	1-6	0-0	0-1-1	1	2	0	0	0	3
at Tulsa	3	0-1	0-1	0-0	0-0-0	0	1	0	0	0	0
SEMO	5	0-1	0-1	0-0	0-1-1	1	0	0	0	0	0
at DePaul	9	2-5	2-5	0-0	1-1-2	1	1	1	0	0	6
North Carolina A&T	10	0-2	0-2	0-0	0-0-0	1	0	1	0	2	0
at Murray State	5	0-2	0-1	0-0	0-0-0	1	1	0	0	0	0
at San Diego State	DNP										
UAPB	8	1-2	1-2	0-0	0-0-0	0	0	0	0	0	3
at Memphis	7	0-2	0-2	0-0	0-0-0	1	0	2	0	0	0
at Baylor	DNP										
at Louisiana Tech	DNP										
at UT Arlington	DNP										
at Texas State	DNP										
GEORGIA STATE	DNP										
GA. SOUTHERN	DNP										
APPALACHIAN STATE	-	-	-	-	-	-	-	-	-	-	-
at Little Rock	-	-	-	-	-	-	-	-	-	-	-
at Louisiana	-	-	-	-	-	-	-	-	-	-	-
COASTAL CAROLINA	-	-	-	-	-	-	-	-	-	-	-
at ULM	-	-	-	-	-	-	-	-	-	-	-
at Georgia State	-	-	-	-	-	-	-	-	-	-	-
at Georgia Southern	-	-	-	-	-	-	-	-	-	-	-
UT ARLINGTON	-	-	-	-	-	-	-	-	-	-	-
TEXAS STATE	-	-	-	-	-	-	-	-	-	-	-
at South Alabama	-	-	-	-	-	-	-	-	-	-	-
at Troy	-	-	-	-	-	-	-	-	-	-	-
LITTLE ROCK	-	-	-	-	-	-	-	-	-	-	-
SOUTH ALABAMA	-	-	-	-	-	-	-	-	-	-	-
TROY	-	-	-	-	-	-	-	-	-	-	-

** — Indicates Game Started*

AWARDS & HONORS

NOTABLES ...

- Third-Team NJCAA All-American after leading Three Rivers College in scoring (14.3 ppg)
- Finished her JUCO career third all-time in school history for three-pointers made (159).
- Netted a trey in her first A-State appearance on 11/6 vs. CBC, playing 11 minutes
- Posted a season-best six points at DePaul on 11/22

HAILEE ERICKSON'S CAREER STATISTICS

				Field Goals		3-Point		F-Throws		Rebounds								Scoring	
SEASON	TEAM	GP-GS	MIN/AVG	FG-FGA	FG%	3FG-FGA	3FG%	FT-FTA	FT%	OFF	DEF	TOT	AVG	PF-FO	AST	TO	BLK	STL	PTS	AVG
2019-20	ASU	8-0	59/7.4	4-21	.190	4-20	.200	0-0	.000	1	3	4	0.5	6-0	5	4	0	2	12	1.5
TOTAL		**8-0**	**59/7.4**	**4-21**	**.190**	**4-20**	**.200**	**0-0**	**.000**	**1**	**3**	**4**	**0.5**	**6-0**	**5**	**4**	**0**	**2**	**12**	**1.5**

21 SHAMEKA TUBBS

Forward | 6-0 | RS Junior

Tuscaloosa, Alabama | Northridge HS | Labette CC (Kan.)

SEASON HIGHS

Points	6 vs North Carolina A&T (11/23/19)
Rebounds	5 (2x) Last at Texas State (1/4/20)
FG Made	3 vs North Carolina A&T (11/23/19)
FG Attempts	4 (2x) Last at Texas State (1/4/20)
3PT FG Made	
3PT FG Attempts	
FT Made	2 vs UAPB (12/9/19)
FT Attempts	2 (2x) Last vs UAPB (12/9/19)
Assists	2 at San Diego State (11/30/19)
Blocks	2 vs Central Baptist (11/6/19)
Steals	1 (6x) Last at Texas State (1/4/20)

CAREER HIGHS

Points	6 vs North Carolina A&T (11/23/19)
Rebounds	5 (2x) Last at Texas State (1/4/20)
FG Made	3 vs North Carolina A&T (11/23/19)
FG Attempts	4 (2x) Last at Texas State (1/4/20)
3PT FG Made	
3PT FG Attempts	
FT Made	2 vs UAPB (12/9/19)
FT Attempts	2 (2x) Last vs UAPB (12/9/19)
Assists	2 at San Diego State (11/30/19)
Blocks	2 vs Central Baptist (11/6/19)
Steals	1 (6x) Last at Texas State (1/4/20)

TUBBS' 2019-20 GAME-BY-GAME (* — Indicates Game Started)

Opponent	Min.	FG-A	3PT-A	FT-A	O-D-T	PF	Ast.	TO	Blk.	Stl.	Pts.
CENTRAL BAPTIST	*20	2-3	0-0	1-1	3-1-4	2	0	1	2	1	5
at Tulsa	*8	0-2	0-0	0-0	3-2-5	4	0	0	0	0	0
SEMO	9	0-1	0-0	0-0	2-0-2	0	0	0	0	0	0
at DePaul	10	2-2	0-0	0-0	0-2-2	1	0	0	1	0	4
North Carolina A&T	13	3-4	0-0	0-1	2-2-4	3	0	1	0	1	6
at Murray State	5	0-0	0-0	0-2	0-0-0	0	1	0	1	1	0
at San Diego State	*22	1-2	0-0	0-0	2-2-4	2	2	3	0	1	2
UAPB	*11	0-0	0-0	2-2	0-3-3	3	0	0	1	0	2
at Memphis	11	1-2	0-0	0-0	1-2-3	3	0	2	1	0	2
at Baylor	*15	0-2	0-0	0-0	1-0-1	1	0	3	0	1	0
at Louisiana Tech	4	0-0	0-0	0-0	1-0-1	1	0	1	1	0	0
at UT Arlington	6	0-0	0-0	0-0	0-1-1	0	0	0	1	0	0
at Texas State	12	0-4	0-0	0-0	2-3-5	3	0	0	0	1	0
GEORGIA STATE	18	1-3	0-0	0-2	0-4-4	2	1	1	0	2	2
GA. SOUTHERN	1	0-0	0-0	0-0	1-0-1	2	0	1	0	0	0
APPALACHIAN STATE	-	-	-	-	-	-	-	-	-	-	-
at Little Rock	-	-	-	-	-	-	-	-	-	-	-
at Louisiana	-	-	-	-	-	-	-	-	-	-	-
COASTAL CAROLINA	-	-	-	-	-	-	-	-	-	-	-
at ULM	-	-	-	-	-	-	-	-	-	-	-
at Georgia State	-	-	-	-	-	-	-	-	-	-	-
at Georgia Southern	-	-	-	-	-	-	-	-	-	-	-
UT ARLINGTON	-	-	-	-	-	-	-	-	-	-	-
TEXAS STATE	-	-	-	-	-	-	-	-	-	-	-
at South Alabama	-	-	-	-	-	-	-	-	-	-	-
at Troy	-	-	-	-	-	-	-	-	-	-	-
LITTLE ROCK	-	-	-	-	-	-	-	-	-	-	-
SOUTH ALABAMA	-	-	-	-	-	-	-	-	-	-	-
TROY	-	-	-	-	-	-	-	-	-	-	-

** — Indicates Game Started*

AWARDS & HONORS

NOTABLES ...

- Redshirted her first season at Arkansas State after a standout career at Labette (Kansas) CC
- Started in her A-State debut, scoring five points vs. CBC (11/6)
- Career-high six points on 3-of-4 shooting vs. North Carolina A&T (11/23)

SHAMEKA TUBBS' CAREER STATISTICS

				Field Goals		3-Point		F-Throws		Rebounds									Scoring	
SEASON	TEAM	GP-GS	MIN/AVG	FG-FGA	FG%	3FG-FGA	3FG%	FT-FTA	FT%	OFF	DEF	TOT	AVG	PF-FO	AST	TO	BLK	STL	PTS	AVG
2019-20	ASU	15-5	165/11.0	10-25	.400	0-0	.000	3-8	.375	18	22	40	2.7	27-0	4	13	8	8	23	1.5
TOTAL		**15-5**	**165/11.0**	**10-25**	**.400**	**0-0**	**.000**	**3-8**	**.375**	**18**	**22**	**40**	**2.7**	**27-0**	**4**	**13**	**8**	**8**	**23**	**1.5**



22 MAGGIE MAHAN

Guard | 5-9 | Junior

Center Ridge, Arkansas | Nemo Vista HS

SEASON HIGHS

- Points ....4 (2x) Last vs UAPB (12/9/19)
- Rebounds ....3 at Memphis (12/14/19)
- FG Made....1 (4x) Last at Texas State (1/4/20)
- FG Attempts ....4 vs UAPB (12/9/19)
- 3PT FG Made ....1 (2x) Last at Texas State (1/4/20)
- 3PT FG Attempts .... 2 at Murray State (11/26/19)
- FT Made ....2 (3x) Last vs UAPB (12/9/19)
- FT Attempts....2 (3x) Last vs UAPB (12/9/19)
- Assists ....4 vs UAPB (12/9/19)
- Blocks ....
- Steals .... 2 at Murray State (11/26/19)

CAREER HIGHS

- Points ....4 (3x) Last vs UAPB (12/9/19)
- Rebounds .... 3 (3x) Last at Memphis (12/14/19)
- FG Made.... 2 at Ole Miss (12/2/17)
- FG Attempts .... 5 at Troy (2/8/18)
- 3PT FG Made ....1 (3x) Last at Texas State (1/4/20)
- 3PT FG Attempts ....3(2x) Last: at Troy (2/8/18)
- FT Made ....2 (4x) Last vs UAPB (12/9/19)
- FT Attempts....2 (5x) Last vs UAPB (12/9/19)
- Assists ....4 vs UAPB (12/9/19)
- Blocks ....
- Steals .... 2 at Murray State (11/26/19)

MAHAN'S 2019-20 GAME-BY-GAME (* — Indicates Game Started)

Opponent	Min.	FG-A	3PT-A	FT-A	O-D-T	PF	Ast.	TO	Blk.	Stl.	Pts.
CENTRAL BAPTIST	DNP										
at Tulsa	DNP										
SEMO	1	0-0	0-0	0-0	0-0-0	0	0	0	0	0	0
at DePaul	14	0-1	0-0	2-2	0-2-2	1	2	3	0	0	2
North Carolina A&T	2	0-0	0-0	0-0	0-1-1	0	0	1	0	0	0
at Murray State	16	1-2	1-1	1-2	0-0-0	3	1	1	0	2	4
at San Diego State	*13	0-0	0-0	2-2	0-0-0	1	3	1	0	0	2
UAPB	*14	1-4	0-1	2-2	1-0-1	0	4	0	0	0	4
at Memphis	*10	0-1	0-0	0-0	0-3-3	1	0	1	0	0	0
at Baylor	DNP										
at Louisiana Tech	9	0-1	0-0	0-0	0-1-1	2	0	1	0	0	0
at UT Arlington	13	1-1	0-0	0-0	0-1-1	0	1	1	0	1	2
at Texas State	9	1-1	1-1	0-0	0-0-0	0	1	0	0	0	3
GEORGIA STATE	2	0-0	0-0	0-0	0-0-0	0	0	0	0	1	0
GA. SOUTHERN	DNP										
APPALACHIAN STATE	-	-	-	-	-	-	-	-	-	-	-
at Little Rock	-	-	-	-	-	-	-	-	-	-	-
at Louisiana	-	-	-	-	-	-	-	-	-	-	-
COASTAL CAROLINA	-	-	-	-	-	-	-	-	-	-	-
at ULM	-	-	-	-	-	-	-	-	-	-	-
at Georgia State	-	-	-	-	-	-	-	-	-	-	-
at Georgia Southern	-	-	-	-	-	-	-	-	-	-	-
UT ARLINGTON	-	-	-	-	-	-	-	-	-	-	-
TEXAS STATE	-	-	-	-	-	-	-	-	-	-	-
at South Alabama	-	-	-	-	-	-	-	-	-	-	-
at Troy	-	-	-	-	-	-	-	-	-	-	-
LITTLE ROCK	-	-	-	-	-	-	-	-	-	-	-
SOUTH ALABAMA	-	-	-	-	-	-	-	-	-	-	-
TROY	-	-	-	-	-	-	-	-	-	-	-

** — Indicates Game Started*

AWARDS & HONORS

- Athletic Director's Honor Roll (2x)

NOTABLES ...

- Made 11 appearances off the bench as a sophomore, playing a season-high 9 minutes at Appalachian State.
- Played a season-best 14 minutes at DePaul (11/22), scoring 2 points and dishing out a pair of assists.
- Played 16 minutes at Murray State, including starting the second half, drilling a three and grabbing a career-high 2 steals (11/26)
- Drew her first career start at San Diego State (11/30), matching her career high with 3 assists.
- Career-high 4 assists while matching her career-best scoring output (4) vs. UAPB (12/9).

MAGGIE MAHAN'S CAREER STATISTICS

				Field Goals		3-Point		F-Throws		Rebounds									Scoring	
SEASON	TEAM	GP-GS	MIN/AVG	FG-FGA	FG%	3FG-FGA	3FG%	FT-FTA	FT%	OFF	DEF	TOT	AVG	PF-FO	AST	TO	BLK	STL	PTS	AVG
2017-18	ASU	13-0	60/4.6	4-16	.250	1-8	.125	1-2	.500	1	7	8	0.6	8-0	6	5	0	2	10	0.8
2018-19	ASU	11-0	53/4.8	1-6	.167	0-3	.000	2-2	1.000	3	5	8	0.7	4-0	4	5	0	2	4	0.4
2019-20	ASU	11-3	104/9.5	4-11	.364	2-3	.667	7-8	.875	1	8	9	0.8	8-0	12	9	0	4	17	1.5
TOTAL		**35-3**	**217/6.2**	**9-33**	**.273**	**3-14**	**.214**	**10-12**	**.833**	**5**	**20**	**25**	**0.7**	**20-0**	**22**	**19**	**0**	**8**	**31**	**0.9**

23 TRINITEE JACKSON

Forward | 6-3 | Sophomore
Hopkinsville, Kentucky | Christian County HS

SEASON HIGHS

Points	11 vs Central Baptist (11/6/19)
Rebounds	17 vs Central Baptist (11/6/19)
FG Made	4 at San Diego State (11/30/19)
FG Attempts	10 vs SEMO (11/13/19)
3PT FG Made	
3PT FG Attempts	
FT Made	5 vs Central Baptist (11/6/19)
FT Attempts	11 vs Central Baptist (11/6/19)
Assists	1 at San Diego State (11/30/19)
Blocks	1 (2x) Last at Memphis (12/14/19)
Steals	2 at UT Arlington (1/2/20)

CAREER HIGHS

Points	12 vs Louisiana Tech (11/20/18)
Rebounds	17 vs Central Baptist (11/6/19)
FG Made	4 (4x) Last at San Diego State (11/30/19)
FG Attempts	10 vs SEMO (11/13/19)
3PT FG Made	
3PT FG Attempts	
FT Made	5 vs Central Baptist (11/6/19)
FT Attempts	11 vs Central Baptist (11/6/19)
Assists	2 at UT Arlington (2/16/19)
Blocks	1 (6x) Last at Memphis (12/14/19)
Steals	2 (2x) Last at UT Arlington (1/2/20)

JACKSON'S 2019-20 GAME-BY-GAME (* — Indicates Game Started)

Opponent	Min.	FG-A	3PT-A	FT-A	O-D-T	PF	Ast.	TO	Blk.	Stl.	Pts.
CENTRAL BAPTIST	13	3-9	0-0	5-11	10-7-17	2	0	1	1	0	11
at Tulsa	12	2-3	0-0	1-4	1-4-5	3	0	0	0	0	5
SEMO	11	3-10	0-0	2-2	3-3-6	1	0	0	0	0	8
at DePaul	3	1-3	0-0	0-0	0-1-1	0	0	1	0	0	2
North Carolina A&T	8	0-1	0-0	2-2	1-2-3	1	0	2	0	1	2
at Murray State	3	1-3	0-0	1-2	2-0-2	0	0	2	0	0	3
at San Diego State	15	4-9	0-0	1-2	4-3-7	2	1	3	0	1	9
UAPB	4	0-1	0-0	0-0	0-0-0	0	0	0	0	0	0
at Memphis	4	0-3	0-0	0-0	1-3-4	1	0	3	1	1	0
at Baylor	5	1-1	0-0	1-3	0-0-0	2	0	5	0	0	3
at Louisiana Tech	8	0-2	0-0	1-2	2-0-2	2	0	1	0	1	1
at UT Arlington	15	0-6	0-0	2-4	2-5-7	1	0	5	0	2	2
at Texas State	DNP										
GEORGIA STATE	1	0-0	0-0	0-0	0-0-0	0	0	0	0	0	0
GA. SOUTHERN	3	1-1	0-0	0-1	0-2-2	0	0	0	0	0	2
APPALACHIAN STATE	-	-	-	-	-	-	-	-	-	-	-
at Little Rock	-	-	-	-	-	-	-	-	-	-	-
at Louisiana	-	-	-	-	-	-	-	-	-	-	-
COASTAL CAROLINA	-	-	-	-	-	-	-	-	-	-	-
at ULM	-	-	-	-	-	-	-	-	-	-	-
at Georgia State	-	-	-	-	-	-	-	-	-	-	-
at Georgia Southern	-	-	-	-	-	-	-	-	-	-	-
UT ARLINGTON	-	-	-	-	-	-	-	-	-	-	-
TEXAS STATE	-	-	-	-	-	-	-	-	-	-	-
at South Alabama	-	-	-	-	-	-	-	-	-	-	-
at Troy	-	-	-	-	-	-	-	-	-	-	-
LITTLE ROCK	-	-	-	-	-	-	-	-	-	-	-
SOUTH ALABAMA	-	-	-	-	-	-	-	-	-	-	-
TROY	-	-	-	-	-	-	-	-	-	-	-

** — Indicates Game Started*

AWARDS & HONORS

NOTABLES ...

- Played in all 30 games as a rookie, totaling 296 minutes played.
- Led the team in rebounding at Texas A&M (11/23/18).
- Hauled in a career high 17 rebounds in just 13 minutes in the season opener vs. CBC (11/6), recording a double-double with 11 points.
- Scored 9 points in 15 minutes on 4-of-9 shooting at San Diego State (11/30).

TRINITEE JACKSON'S CAREER STATISTICS

				Field Goals		3-Point		F-Throws		Rebounds									Scoring	
SEASON	TEAM	GP-GS	MIN/AVG	FG-FGA	FG%	3FG-FGA	3FG%	FT-FTA	FT%	OFF	DEF	TOT	AVG	PF-FO	AST	TO	BLK	STL	PTS	AVG
2018-19	ASU	30-0	293/9.8	43-97	.443	0-0	.000	31-60	.517	44	39	83	2.8	44-0	7	31	4	7	117	3.9
2019-20	ASU	14-0	107/7.6	16-52	.308	0-0	.000	16-33	.485	26	30	56	4.0	15-0	1	23	2	6	48	3.4
TOTAL		**44-0**	**400/9.1**	**59-149**	**.396**	**0-0**	**.000**	**47-93**	**.505**	**70**	**69**	**139**	**3.2**	**59-0**	**8**	**54**	**6**	**13**	**165**	**3.8**

25 KAYLA WILLIAMS

Forward | 6-1 | RS Junior
Memphis, Tennessee | Overton HS

SEASON HIGHS

Points	13 at Memphis (12/14/19)
Rebounds	5 at Baylor (12/18/19)
FG Made	5 at Memphis (12/14/19)
FG Attempts	10 at Baylor (12/18/19)
3PT FG Made	3 at Memphis (12/14/19)
3PT FG Attempts	5 at Memphis (12/14/19)
FT Made	4 vs UAPB (12/9/19)
FT Attempts	6 vs UAPB (12/9/19)
Assists	2 at Texas State (1/4/20)
Blocks	3 vs Central Baptist (11/6/19)
Steals	3 at Texas State (1/4/20)

CAREER HIGHS

Points	17 vs UMKC (11/15/16)
Rebounds	5 (2x) Last at Baylor (12/18/19)
FG Made	6 at UMKC (11/15/16)
FG Attempts	11 (2x) Last at Texas A&M (11/23/18)
3PT FG Made	4 (2x) Last vs Memphis (11/12/18)
3PT FG Attempts	9 at UMKC (11/15/16)
FT Made	4 vs UAPB (12/9/19)
FT Attempts	6 vs UAPB (12/9/19)
Assists	2 (6x) Last at Texas State (1/4/20)
Blocks	3 vs Central Baptist (11/6/19)
Steals	3 at Texas State (1/4/20)

WILLIAMS' 2019-20 GAME-BY-GAME (* — Indicates Game Started)

Opponent	Min.	FG-A	3PT-A	FT-A	O-D-T	PF	Ast.	TO	Blk.	Stl.	Pts.
CENTRAL BAPTIST	17	3-6	2-2	0-0	1-2-3	3	0	3	3	1	8
at Tulsa	5	0-1	0-0	0-2	0-2-2	1	0	1	1	0	0
SEMO	7	2-4	1-3	0-0	0-4-4	0	0	0	0	0	5
at DePaul	29	1-3	0-1	0-0	0-4-4	0	1	5	0	0	2
North Carolina A&T	*13	0-4	0-4	0-0	0-4-4	1	0	1	0	0	0
at Murray State	*19	0-2	0-1	0-0	0-2-2	1	1	1	0	1	0
at San Diego State	7	1-3	1-3	0-0	0-0-0	1	0	1	0	0	3
UAPB	12	0-2	0-1	4-6	0-1-1	2	1	2	0	0	4
at Memphis	23	5-9	3-5	0-0	0-1-1	2	0	0	0	0	13
at Baylor	30	0-10	0-4	0-0	0-5-5	3	0	4	0	0	0
at Louisiana Tech	8	0-1	0-0	0-0	0-1-1	2	0	2	0	0	0
at UT Arlington	*16	0-4	0-3	0-0	0-1-1	0	0	0	0	1	0
at Texas State	*19	1-4	1-3	0-0	0-1-1	1	2	0	0	3	3
GEORGIA STATE	*12	0-0	0-0	0-0	0-1-1	1	0	1	1	0	0
GA. SOUTHERN	*13	1-4	1-3	0-0	0-2-2	0	2	0	0	0	2
APPALACHIAN STATE	-	-	-	-	-	-	-	-	-	-	-
at Little Rock	-	-	-	-	-	-	-	-	-	-	-
at Louisiana	-	-	-	-	-	-	-	-	-	-	-
COASTAL CAROLINA	-	-	-	-	-	-	-	-	-	-	-
at ULM	-	-	-	-	-	-	-	-	-	-	-
at Georgia State	-	-	-	-	-	-	-	-	-	-	-
at Georgia Southern	-	-	-	-	-	-	-	-	-	-	-
UT ARLINGTON	-	-	-	-	-	-	-	-	-	-	-
TEXAS STATE	-	-	-	-	-	-	-	-	-	-	-
at South Alabama	-	-	-	-	-	-	-	-	-	-	-
at Troy	-	-	-	-	-	-	-	-	-	-	-
LITTLE ROCK	-	-	-	-	-	-	-	-	-	-	-
SOUTH ALABAMA	-	-	-	-	-	-	-	-	-	-	-
TROY	-	-	-	-	-	-	-	-	-	-	-

** — Indicates Game Started*

AWARDS & HONORS

NOTABLES ...

- Made seven appearances (two starts) in her first year in 2018-19 after red-shirting due to NCAA transfer rules.
- Led team in rebounding on 11/23/18 at Texas A&M
- Went 2-2 from deep en route to 8 points vs. CBC on 11/6
- Made her first start of the year on 11/23 vs. North Carolina A&T
- Made a career-best 4-of-6 from the free-throw line vs. UAPB (12/9)
- Scored a season-high 13 points on 5-9 shooting (3-5 from three) at Memphis (12/14)
- Nabbed 3 steals at Texas State (1/4).

KAYLA WILLIAMS' CAREER STATISTICS

				Field Goals		3-Point		F-Throws		Rebounds									Scoring	
SEASON	TEAM	GP-GS	MIN/AVG	FG-FGA	FG%	3FG-FGA	3FG%	FT-FTA	FT%	OFF	DEF	TOT	AVG	PF-FO	AST	TO	BLK	STL	PTS	AVG
2016-17	WSU	29-15	371/12.8	36-108	.333	22-67	.328	4-5	.800	6	17	23	0.8	28-0	13	18	5	5	98	3.4
2018-19	ASU	7-2	105/15.0	13-28	.464	9-19	.474	6-7	.857	0	6	6	0.9	10-0	9	7	0	3	41	5.9
2019-20	ASU	15-6	230/15.3	14-57	.246	9-33	.273	4-8	.500	1	31	32	2.1	18-0	7	21	5	6	41	2.7
TOTAL FOR ASU		**22-8**	**335/15.2**	**27-85**	**.318**	**18-52**	**.346**	**10-15**	**.667**	**1**	**37**	**38**	**1.7**	**28-0**	**16**	**28**	**5**	**9**	**82**	**3.7**
TOTAL		**51-23**	**706/13.8**	**63-193**	**.326**	**40-119**	**.336**	**14-20**	**.700**	**7**	**54**	**61**	**1.2**	**56-0**	**29**	**46**	**10**	**14**	**180**	**3.5**

35 PEYTON MARTIN

Forward | 5-11 | Junior
Pine Bluff, Arkansas | Watson Chapel HS

SEASON HIGHS

Points	23 at Murray State (11/26/19)
Rebounds	14 at Tulsa (11/9/19)
FG Made	9 at Murray State (11/26/19)
FG Attempts	18 vs SEMO (11/13/19)
3PT FG Made	1 vs SEMO (11/13/19)
3PT FG Attempts	2 vs SEMO (11/13/19)
FT Made	5 (4x) Last vs Georgia Southern (1/11/20)
FT Attempts	10 at Memphis (12/14/19)
Assists	2 (2x) Last at Louisiana Tech (12/29/19)
Blocks	2 (3x) Last at Murray State (11/26/19)
Steals	5 vs UAPB (12/9/19)

CAREER HIGHS

Points	27 at UT Martin (11/17/18)
Rebounds	14 at Tulsa (11/9/19)
FG Made	11 at UT Martin (11/17/18)
FG Attempts	18 (4x) Last vs SEMO (11/13/19)
3PT FG Made	3 at Ole Miss (12/2/17)
3PT FG Attempts	12 at Ole Miss (12/2/17)
FT Made	10 vs Memphis (11/12/18)
FT Attempts	12 vs Memphis (11/12/18)
Assists	4 at Coastal Carolina (1/26/19)
Blocks	2 (7x) Last at Murray State (11/26/19)
Steals	5 vs UAPB (12/9/19)

MARTIN'S 2019-20 GAME-BY-GAME (* — Indicates Game Started)

Opponent	Min.	FG-A	3PT-A	FT-A	O-D-T	PF	Ast.	TO	Blk.	Stl.	Pts.
CENTRAL BAPTIST	*23	5-9	0-0	1-1	5-3-8	3	1	4	0	0	11
at Tulsa	*38	7-14	0-1	4-8	4-10-14	1	1	2	2	0	18
SEMO	*33	7-18	1-2	4-7	5-4-9	0	1	0	2	0	19
at DePaul	*19	4-6	0-0	5-7	0-1-1	1	0	1	1	0	13
North Carolina A&T	*22	1-5	0-2	4-6	0-4-4	***5***	1	6	0	2	6
at Murray State	*33	9-15	0-0	5-9	4-1-5	4	0	1	2	3	23
at San Diego State	DNP										
UAPB	26	8-11	0-0	2-8	5-4-9	2	2	3	1	5	18
at Memphis	*22	1-8	0-1	3-10	1-4-5	3	0	2	0	1	5
at Baylor	*22	3-9	0-2	5-6	1-0-1	***5***	1	2	0	0	11
at Louisiana Tech	*34	5-15	0-0	2-4	3-4-7	4	2	4	0	2	12
at UT Arlington	*33	4-8	0-0	5-7	2-1-3	2	1	2	0	2	13
at Texas State	*16	3-7	0-1	0-0	1-0-1	3	1	2	1	3	6
GEORGIA STATE	*23	5-11	0-0	4-6	5-2-7	***5***	0	0	0	1	14
GA. SOUTHERN	*33	6-7	0-0	5-7	0-3-3	1	0	1	0	2	17
APPALACHIAN STATE	-	-	-	-	-	-	-	-	-	-	-
at Little Rock	-	-	-	-	-	-	-	-	-	-	-
at Louisiana	-	-	-	-	-	-	-	-	-	-	-
COASTAL CAROLINA	-	-	-	-	-	-	-	-	-	-	-
at ULM	-	-	-	-	-	-	-	-	-	-	-
at Georgia State	-	-	-	-	-	-	-	-	-	-	-
at Georgia Southern	-	-	-	-	-	-	-	-	-	-	-
UT ARLINGTON	-	-	-	-	-	-	-	-	-	-	-
TEXAS STATE	-	-	-	-	-	-	-	-	-	-	-
at South Alabama	-	-	-	-	-	-	-	-	-	-	-
at Troy	-	-	-	-	-	-	-	-	-	-	-
LITTLE ROCK	-	-	-	-	-	-	-	-	-	-	-
SOUTH ALABAMA	-	-	-	-	-	-	-	-	-	-	-
TROY	-	-	-	-	-	-	-	-	-	-	-

** — Indicates Game Started*

AWARDS & HONORS

- 2019-20 Preseason All-SBC (3rd Team)
- 2018-19 All-SBC (Third Team)
- SBC Player of the Week (11/20/18)

NOTABLES ...

- Preseason All-Sun Belt Conference (Third Team)
- 2018-19 Third Team All-SBC
- Returning team leader in points, rebounds and blocks
- Team leader in double-figure scoring games (35).
- Scored 11 points and grabbed 8 boards in the season opener vs. CBC (11/6)
- Season-high 18 points with a career high 14 rebounds at Tulsa (11/9)
- Upped that season high with 19 against SEMO (11/13).
- Scored 23 points at Murray State (11/26)
- Tallied 18 points and a career-high 5 steals off the bench vs. UAPB (12/9).
- Has scored in double-digits in all but three games in 2019-20.
- Scored 17 points vs. Georgia Southern (1/11)

PEYTON MARTIN'S CAREER STATISTICS

				Field Goals		3-Point		F-Throws		Rebounds									Scoring	
SEASON	TEAM	GP-GS	MIN/AVG	FG-FGA	FG%	3FG-FGA	3FG%	FT-FTA	FT%	OFF	DEF	TOT	AVG	PF-FO	AST	TO	BLK	STL	PTS	AVG
2017-18	ASU	18-2	248/13.8	37-96	.385	0-6	.000	36-52	.692	31	44	75	4.2	21-0	10	28	7	9	110	6.1
2018-19	ASU	30-30	850/28.3	151-341	.443	0-1	.000	110-166	.663	75	114	189	6.3	92-2	15	59	18	29	412	13.7
2019-20	ASU	14-13	381/27.2	68-143	.476	1-9	.111	49-86	.570	36	41	77	5.5	39-3	11	30	9	21	186	13.3
TOTAL		**62-45**	**1479/23.8**	**256-580**	**.441**	**1-16**	**.063**	**195-304**	**.641**	**142**	**199**	**341**	**5.5**	**152-5**	**36**	**117**	**34**	**59**	**708**	**11.4**

50 MADISON HECKERT

Forward | 6-4 | Senior
Atwood, Tennessee | West Carroll HS

SEASON HIGHS

Points	5 at Texas State (1/4/20)
Rebounds	5 at Tulsa (11/9/19)
FG Made	1 (2x) Last vs Georgia Southern (1/11/20)
FG Attempts	3 at Texas State (1/4/20)
3PT FG Made	1 at Texas State (1/4/20)
3PT FG Attempts	2 at Texas State (1/4/20)
FT Made	2 at Texas State (1/4/20)
FT Attempts	2 at Texas State (1/4/20)
Assists	1 (2x) Last at Texas State (1/4/20)
Blocks	1 at DePaul (11/22/19)
Steals	1 at Tulsa (11/9/19)

CAREER HIGHS

Points	17 at Troy (2/8/18)
Rebounds	8 (2x) Last at Troy (4/2/17)
FG Made	7 at Troy (2/8/18)
FG Attempts	11 vs Georgia Southern (3/7/17)
3PT FG Made	2 (2x) Last at Coastal Carolina (1/25/18)
3PT FG Attempts	5 vs Georgia Southern (3/7/17)
FT Made	3 (3x) Last vs Texas State (1/19/19)
FT Attempts	4 (4x) Last vs Texas State (1/19/19)
Assists	4 vs Appalachian State (2/22/18)
Blocks	4 vs Appalachian State (2/4/17)
Steals	3 (2x) Last vs South Alabama (2/7/19)

HECKERT'S 2019-20 GAME-BY-GAME (* — Indicates Game Started)

Opponent	Min.	FG-A	3PT-A	FT-A	O-D-T	PF	Ast.	TO	Blk.	Stl.	Pts.
CENTRAL BAPTIST	DNP										
at Tulsa	17	0-2	0-1	0-0	1-4-5	1	1	3	0	1	0
SEMO	1	0-0	0-0	0-0	0-0-0	0	0	0	0	0	0
at DePaul	8	0-1	0-0	0-0	0-0-0	0	0	0	1	0	0
North Carolina A&T	DNP										
at Murray State	DNP										
at San Diego State	DNP										
UAPB	4	0-0	0-0	0-0	0-0-0	1	0	0	0	0	0
at Memphis	3	0-0	0-0	0-0	0-0-0	0	0	0	0	0	0
at Baylor	DNP										
at Louisiana Tech	DNP										
at UT Arlington	DNP										
at Texas State	12	1-3	1-2	2-2	1-2-3	4	1	0	0	0	5
GEORGIA STATE	2	0-1	0-0	0-0	0-0-0	0	0	0	0	0	0
GA. SOUTHERN	2	1-2	0-0	0-0	0-0-0	0	0	1	0	0	2
APPALACHIAN STATE	-	-	-	-	-	-	-	-	-	-	-
at Little Rock	-	-	-	-	-	-	-	-	-	-	-
at Louisiana	-	-	-	-	-	-	-	-	-	-	-
COASTAL CAROLINA	-	-	-	-	-	-	-	-	-	-	-
at ULM	-	-	-	-	-	-	-	-	-	-	-
at Georgia State	-	-	-	-	-	-	-	-	-	-	-
at Georgia Southern	-	-	-	-	-	-	-	-	-	-	-
UT ARLINGTON	-	-	-	-	-	-	-	-	-	-	-
TEXAS STATE	-	-	-	-	-	-	-	-	-	-	-
at South Alabama	-	-	-	-	-	-	-	-	-	-	-
at Troy	-	-	-	-	-	-	-	-	-	-	-
LITTLE ROCK	-	-	-	-	-	-	-	-	-	-	-
SOUTH ALABAMA	-	-	-	-	-	-	-	-	-	-	-
TROY	-	-	-	-	-	-	-	-	-	-	-

** — Indicates Game Started*

AWARDS & HONORS

- Athletic Director's Honor Roll (2x)

NOTABLES ...

- Made 22 appearances in reserve action as a junior, hauling in a season-high five rebounds against Mississippi Valley State
- Played 17 minutes in her first appearance of the 2019-20 season at Tulsa (11/9).
- Scored her first points of the year at Texas State (1/4), scoring 5 on a three-pointer and a pair of free throws.

MADISON HECKERT'S CAREER STATISTICS

				Field Goals		3-Point		F-Throws		Rebounds									Scoring	
SEASON	TEAM	GP-GS	MIN/AVG	FG-FGA	FG%	3FG-FGA	3FG%	FT-FTA	FT%	OFF	DEF	TOT	AVG	PF-FO	AST	TO	BLK	STL	PTS	AVG
2016-17	ASU	26-0	297/11.4	32-83	.386	7-33	.212	17-23	.739	25	47	72	2.8	27-1	8	16	14	4	88	3.4
2017-18	ASU	30-8	415/13.8	59-114	.518	7-18	.389	13-20	.650	31	52	83	2.8	50-2	15	22	13	14	138	4.6
2018-19	ASU	22-0	194/8.8	17-40	.425	2-10	.200	5-10	.500	4	20	24	1.1	30-0	7	12	3	5	41	1.9
2019-20	ASU	8-0	49/6.2	2-9	.222	1-3	.333	2-2	1.000	2	6	8	1.0	6-0	2	4	1	1	7	0.9
TOTAL		**86-8**	**955/11.1**	**110-246**	**.447**	**17-64**	**.266**	**37-55**	**.673**	**62**	**125**	**187**	**2.2**	**113-3**	**32**	**54**	**31**	**24**	**274**	**3.2**

2019-20 STATISTICS

RECORD:	OVERALL	HOME	AWAY	NEUTRAL
ALL GAMES	6-9	4-1	2-7	0-1
CONFERENCE	3-1	2-0	1-1	0-0
NON-CONFERENCE	3-8	2-1	1-6	0-1

					Total		3-Point		F-Throw		Rebounds											
##	Player	gp-gs	min	avg	fg-fga	fg%	3fg-fga	3fg%	ft-fta	ft%	off	def	tot	avg	pf	dq	a	to	blk	stl	pts	avg
35	Martin, Peyton	14-13	383	27.4	68-143	.476	1-9	.111	49-86	.570	36	41	77	5.5	39	3	11	30	9	21	186	13.3
01	Jireh Washington	15-15	446	29.7	69-161	.429	6-25	.240	45-66	.682	18	55	73	4.9	33	1	52	63	1	25	189	12.6
03	Morgan Wallace	15-15	511	34.1	49-129	.380	4-28	.143	50-76	.658	35	86	121	8.1	41	2	32	32	3	31	152	10.1
00	Jada Ford	15-11	381	25.4	44-146	.301	32-105	.305	17-19	.895	1	20	21	1.4	20	1	10	22	0	14	137	9.1
05	Payton Tennison	13-7	265	20.4	31-77	.403	24-62	.387	5-6	.833	0	23	23	1.8	21	0	15	9	8	14	91	7.0
23	Jackson, Trinitee	14-0	105	7.5	16-52	.308	0-0	.000	16-33	.485	26	30	56	4.0	15	0	1	23	2	6	48	3.4
25	Williams, Kayla	15-6	230	15.3	14-57	.246	9-33	.273	4-8	.500	1	31	32	2.1	18	0	7	21	5	6	41	2.7
02	Starr Taylor	13-0	163	12.5	8-26	.308	1-5	.200	4-4	1.000	10	16	26	2.0	11	0	21	18	0	6	21	1.6
22	Mahan, Maggie	11-3	103	9.4	4-11	.364	2-3	.667	7-8	.875	1	8	9	0.8	8	0	12	9	0	4	17	1.5
21	Tubbs, Shameka	15-5	163	10.9	10-25	.400	0-0	.000	3-8	.375	18	22	40	2.7	27	0	4	13	8	8	23	1.5
14	Erickson, Hailee	8-0	58	7.3	4-21	.190	4-20	.200	0-0	.000	1	3	4	0.5	6	0	5	4	0	2	12	1.5
04	Mya Love	11-0	134	12.2	6-18	.333	0-6	.000	4-8	.500	9	10	19	1.7	22	0	7	5	0	8	16	1.5
12	Jones, Johnna	5-0	35	7.0	2-6	.333	0-2	.000	2-2	1.000	0	2	2	0.4	1	0	2	7	0	3	6	1.2
50	Heckert, Madison	8-0	48	6.0	2-9	.222	1-3	.333	2-2	1.000	2	6	8	1.0	6	0	2	4	1	1	7	0.9
	Team										23	21	44					7				
	Total.....	15	3025		327-881	.371	84-301	.279	208-326	.638	181	374	555	37.0	268	7	181	267	37	149	946	63.1
	Opponents.....	15	3025		404-963	.420	119-372	.320	167-239	.699	220	425	645	43.0	290	2	289	261	58	125	1094	72.9

TEAM STATISTICS	ASU	OPP
SCORING	946	1094
Points per game	63.1	72.9
Scoring margin	-9.9	-
FIELD GOALS-ATT	327-881	404-963
Field goal pct	.371	.420
3 POINT FG-ATT	84-301	119-372
3-point FG pct	.279	.320
3-pt FG made per game	5.6	7.9
FREE THROWS-ATT	208-326	167-239
Free throw pct	.638	.699
F-Throws made per game	13.9	11.1
REBOUNDS	555	645
Rebounds per game	37.0	43.0
Rebounding margin	-6.0	-
ASSISTS	181	289
Assists per game	12.1	19.3
TURNOVERS	267	261
Turnovers per game	17.8	17.4
Turnover margin	-0.4	-
Assist/turnover ratio	0.7	1.1
STEALS	149	125
Steals per game	9.9	8.3
BLOCKS	37	58
Blocks per game	2.5	3.9
ATTENDANCE	3686	16768
Home games-Avg/Game	5-737	9-1863
Neutral site-Avg/Game	-	1-0

Score by Periods	1st	2nd	3rd	4th	OT	Totals
Arkansas State	217	225	246	252	6	946
Opponents	285	262	270	273	4	1094

	Date	Opponent		Score	Att.
	11/06/19	CENTRAL BAPTIST	W	88-63	948
	11/09/19	at Tulsa	L	77-79	791
	11/13/19	SOUTHEAST MO. ST.	L	67-79	816
	11/22/19	at DePaul	L	64-109	0
	11/23/19	vs N.C. A&T	L	50-55	0
	11/26/19	at Murray St.	L	62-77	343
	11/30/19	at San Diego State	W	71-62	1788
	12/09/19	ARK.-PINE BLUFF	W	81-60	591
	12/14/19	at Memphis	L	50-78	392
	12/18/19	at Baylor	L	43-111	10284
	12/29/19	at Louisiana Tech	L	54-67	1173
*	01/02/20	at UT Arlington	L	44-71	1072
*	01/04/20	at Texas St.	W	56-53	925
*	01/09/20	GEORGIA ST.	Wot	70-68	613
*	01/11/20	GA. SOUTHERN	W	69-62	718

* - Conference game

2019-20 STATISTICS (SBC ONLY)

2019-20 Arkansas St. Women's Basketball
Arkansas State Combined Team Statistics (as of Jan 11, 2020)
Conference games only

RECORD:	OVERALL	HOME	AWAY	NEUTRAL
ALL GAMES	3-1	2-0	1-1	0-0
CONFERENCE	3-1	2-0	1-1	0-0
NON-CONFERENCE	0-0	0-0	0-0	0-0

					Total		3-Point		F-Throw		Rebounds											
##	Player	gp-gs	min	avg	fg-fga	fg%	3fg-fga	3fg%	ft-fta	ft%	off	def	tot	avg	pf	dq	a	to	blk	stl	pts	avg
03	Morgan Wallace	4-4	151	37.8	16-33	.485	3-4	.750	19-27	.704	6	28	34	8.5	12	0	9	7	1	8	54	13.5
01	Jireh Washington	4-4	141	35.2	17-51	.333	2-7	.286	16-19	.842	3	21	24	6.0	11	0	13	14	0	9	52	13.0
35	Martin, Peyton	4-4	107	26.8	18-33	.545	0-1	.000	14-20	.700	8	6	14	3.5	11	1	2	5	1	8	50	12.5
00	Jada Ford	4-4	133	33.2	14-58	.241	10-44	.227	6-7	.857	0	9	9	2.3	6	0	6	5	0	5	44	11.0
05	Payton Tennison	2-0	30	15.0	2-8	.250	2-7	.286	0-0	.000	0	2	2	1.0	1	0	3	1	1	1	6	3.0
50	Heckert, Madison	3-0	17	5.7	2-6	.333	1-2	.500	2-2	1.000	1	2	3	1.0	4	0	1	1	0	0	7	2.3
04	Mya Love	4-0	71	17.8	3-9	.333	0-3	.000	1-1	1.000	5	5	10	2.5	9	0	5	5	0	3	7	1.8
22	Mahan, Maggie	3-0	24	8.0	2-2	1.000	1-1	1.000	0-0	.000	0	1	1	0.3	0	0	2	1	0	2	5	1.7
25	Williams, Kayla	4-4	60	15.0	2-12	.167	2-9	.222	0-0	.000	0	5	5	1.3	2	0	4	1	1	4	6	1.5
23	Jackson, Trinitee	3-0	18	6.0	1-7	.143	0-0	.000	2-5	.400	2	7	9	3.0	1	0	0	5	0	2	4	1.3
02	Starr Taylor	3-0	34	11.3	1-4	.250	0-2	.000	0-0	.000	1	1	2	0.7	2	0	3	2	0	0	2	0.7
21	Tubbs, Shameka	4-0	37	9.3	1-7	.143	0-0	.000	0-2	.000	3	8	11	2.8	7	0	1	2	1	3	2	0.5
12	Jones, Johnna	1-0	2	2.0	0-0	.000	0-0	.000	0-0	.000	0	0	0	0.0	0	0	0	2	0	0	0	0.0
	Team										3	7	10					2				
	Total.....	4	825		79-230	.343	21-80	.263	60-83	.723	32	102	134	33.5	66	1	49	53	5	45	239	59.8
	Opponents.....	4	825		95-247	.385	31-98	.316	33-49	.673	59	129	188	47.0	74	1	68	82	16	27	254	63.5

TEAM STATISTICS	ASU	OPP
SCORING	239	254
Points per game	59.8	63.5
Scoring margin	-3.7	-
FIELD GOALS-ATT	79-230	95-247
Field goal pct	.343	.385
3 POINT FG-ATT	21-80	31-98
3-point FG pct	.263	.316
3-pt FG made per game	5.3	7.8
FREE THROWS-ATT	60-83	33-49
Free throw pct	.723	.673
F-Throws made per game	15.0	8.3
REBOUNDS	134	188
Rebounds per game	33.5	47.0
Rebounding margin	-13.5	-
ASSISTS	49	68
Assists per game	12.3	17.0
TURNOVERS	53	82
Turnovers per game	13.3	20.5
Turnover margin	+7.3	-
Assist/turnover ratio	0.9	0.8
STEALS	45	27
Steals per game	11.3	6.8
BLOCKS	5	16
Blocks per game	1.3	4.0
ATTENDANCE	1331	1997
Home games-Avg/Game	2-666	2-998
Neutral site-Avg/Game	-	0-0

Score by Periods	1st	2nd	3rd	4th	OT	Totals
Arkansas State	39	66	58	70	6	239
Opponents	65	66	57	62	4	254

	Date	Opponent		Score	Att.
*	01/02/20	at UT Arlington	L	44-71	1072
*	01/04/20	at Texas St.	W	56-53	925
*	01/09/20	GEORGIA ST.	Wot	70-68	613
*	01/11/20	GA. SOUTHERN	W	69-62	718

* - Conference game

2019-20 STATISTICS

2019-20 Arkansas St. Women's Basketball
Arkansas State Team Game-by-Game (as of Jan 11, 2020)
All games

TEAM STATISTICS

				Total		3-Pointers		Free throws		Rebounds										
Opponent	Date	Score		fg-fga	pct	3fg-fga	pct	ft-fta	pct	off	def	tot	avg	pf	a	t/o	blk	stl	pts	avg
CENTRAL BAPTIST	11/06/19	88-63	W	29-73	.397	15-32	.469	15-23	.652	29	35	64	64.0	22	20	26	9	10	88	88.0
at Tulsa	11/09/19	77-79	L	28-70	.400	5-17	.294	16-31	.516	20	36	56	60.0	25	8	13	4	4	77	82.5
SOUTHEAST MO. ST.	11/13/19	67-79	L	26-73	.356	5-22	.227	10-14	.714	15	23	38	52.7	13	14	7	3	3	67	77.3
at DePaul	11/22/19	64-109	L	23-48	.479	3-13	.231	15-25	.600	3	23	26	46.0	9	13	27	3	3	64	74.0
vs N.C. A&T	11/23/19	50-55	L	15-52	.288	5-33	.152	15-19	.789	9	28	37	44.2	16	8	21	1	13	50	69.2
at Murray St.	11/26/19	62-77	L	22-58	.379	4-18	.222	14-23	.609	15	21	36	42.8	19	11	17	5	12	62	68.0
at San Diego State	11/30/19	71-62	W	26-53	.491	8-16	.500	11-20	.550	13	22	35	41.7	14	18	15	1	9	71	68.4
ARK.-PINE BLUFF	12/09/19	81-60	W	29-60	.483	7-18	.389	16-26	.615	10	25	35	40.9	16	20	18	2	17	81	70.0
at Memphis	12/14/19	50-78	L	16-54	.296	5-19	.263	13-28	.464	11	23	34	40.1	28	7	21	2	13	50	67.8
at Baylor	12/18/19	43-111	L	15-52	.288	2-18	.111	11-16	.688	11	16	27	38.8	16	4	25	0	4	43	65.3
at Louisiana Tech	12/29/19	54-67	L	19-58	.328	4-15	.267	12-18	.667	13	20	33	38.3	24	9	24	2	16	54	64.3
at UT Arlington	01/02/20	44-71	L	16-50	.320	4-14	.286	8-14	.571	7	26	33	37.8	12	7	23	1	10	44	62.6
at Texas St.	01/04/20	56-53	W	16-57	.281	6-23	.261	18-22	.818	9	26	35	37.6	19	9	9	1	15	56	62.1
GEORGIA ST.	01/09/20	70-68	Wot	23-70	.329	6-22	.273	18-25	.720	13	25	38	37.6	20	15	7	2	14	70	62.6
GA. SOUTHERN	01/11/20	69-62	W	24-53	.453	5-21	.238	16-22	.727	3	25	28	37.0	15	18	14	1	6	69	63.1
Arkansas State		946		327-881	.371	84-301	.279	208-326	.638	181	374	555	37.0	268	181	267	37	149	946	63.1
Opponents		1094		404-963	.420	119-372	.320	167-239	.699	220	425	645	43.0	290	289	261	58	125	1094	72.9

Games played: 15
Points/game: 63.1
FG Pct: 37.1
3FG Pct: 27.9
FT Pct: 63.8

Rebounds/game: 37.0
Assists/game: 12.1
Turnovers/game: 17.8
Assist/turnover ratio: 0.7
Steals/game: 9.9
Blocks/game: 2.5

2019-20 STATISTICS (SBC ONLY)

2019-20 Arkansas St. Women's Basketball
Arkansas State Team Game-by-Game (as of Jan 15, 2020)
Conference games only

TEAM STATISTICS

				Total		3-Pointers		Free throws		Rebounds										
Opponent	Date	Score		fg-fga	pct	3fg-fga	pct	ft-fta	pct	off	def	tot	avg	pf	a	t/o	blk	stl	pts	avg
at UT Arlington	01/02/20	44-71	L	16-50	.320	4-14	.286	8-14	.571	7	26	33	33.0	12	7	23	1	10	44	44.0
at Texas St.	01/04/20	56-53	W	16-57	.281	6-23	.261	18-22	.818	9	26	35	34.0	19	9	9	1	15	56	50.0
GEORGIA ST.	01/09/20	70-68	Wot	23-70	.329	6-22	.273	18-25	.720	13	25	38	35.3	20	15	7	2	14	70	56.7
GA. SOUTHERN	01/11/20	69-62	W	24-53	.453	5-21	.238	16-22	.727	3	25	28	33.5	15	18	14	1	6	69	59.8
Arkansas State		239		79-230	.343	21-80	.263	60-83	.723	32	102	134	33.5	66	49	53	5	45	239	59.8
Opponents		254		95-247	.385	31-98	.316	33-49	.673	59	129	188	47.0	74	68	82	16	27	254	63.5

Games played: 4
Points/game: 59.8
FG Pct: 34.3
3FG Pct: 26.3
FT Pct: 72.3

Rebounds/game: 33.5
Assists/game: 12.3
Turnovers/game: 13.3
Assist/turnover ratio: 0.9
Steals/game: 11.3
Blocks/game: 1.3

2019-20 STATISTICS

2019-20 Arkansas St. Women's Basketball
Arkansas State Team Game-by-Game Comparison (as of Jan 11, 2020)
All games

Opponent	1st	2nd	Score	Mar	Total FG	FG Pct	3-Pointers	3FG Pct	Free Throws	FT Pct	Rebounds		Assist	T/Over	Block	Steal	Fouls
CENTRAL BAPTIST	46/27	42/36	88-63	+25	29-73/23-70	.397/.329	15-32/6-22	.469/.273	15-23/11-17	.652/.647	64/36	+28	20/9	26/14	9/0	10/11	22/21
Tulsa	29/36	48/43	77-79	(2)	28-70/29-69	.400/.420	5-17/5-22	.294/.227	16-31/16-23	.516/.696	56/40	+16	8/24	13/9	4/2	4/8	25/25
SOUTHEAST MO. ST.	29/40	38/39	67-79	(12)	26-73/30-68	.356/.441	5-22/7-25	.227/.280	10-14/12-16	.714/.750	38/52	(14)	14/20	7/12	3/3	3/3	13/15
DePaul	35/64	29/45	64-109	(45)	23-48/44-90	.479/.489	3-13/16-42	.231/.381	15-25/5-7	.600/.714	26/48	(22)	13/39	27/15	3/2	3/13	9/21
N.C. A&T	32/25	18/30	50-55	(5)	15-52/22-64	.288/.344	5-33/4-30	.152/.133	15-19/7-10	.789/.700	37/45	(8)	8/12	21/21	1/3	13/9	16/19
Murray St.	24/38	38/39	62-77	(15)	22-58/24-57	.379/.421	4-18/7-21	.222/.333	14-23/22-26	.609/.846	36/37	(1)	11/12	17/15	5/5	12/7	19/20
San Diego State	34/26	37/36	71-62	+9	26-53/23-56	.491/.411	8-16/9-25	.500/.360	11-20/7-10	.550/.700	35/27	+8	18/20	15/14	1/5	9/6	14/18
ARK.-PINE BLUFF	43/35	38/25	81-60	+21	29-60/22-58	.483/.379	7-18/5-14	.389/.357	16-26/11-16	.615/.688	35/37	(2)	20/15	18/23	2/2	17/11	16/21
Memphis	25/33	25/45	50-78	(28)	16-54/28-60	.296/.467	5-19/9-22	.263/.409	13-28/13-26	.464/.500	34/50	(16)	7/20	21/23	2/6	13/7	28/26
Baylor	19/58	24/53	43-111	(68)	15-52/42-71	.288/.592	2-18/15-33	.111/.455	11-16/12-16	.688/.750	27/41	(14)	4/37	25/8	0/11	4/13	16/14
Louisiana Tech	21/34	33/33	54-67	(13)	19-58/22-53	.328/.415	4-15/5-18	.267/.278	12-18/18-23	.667/.783	33/44	(11)	9/13	24/25	2/3	16/10	24/16
UT Arlington	20/34	24/37	44-71	(27)	16-50/29-66	.320/.439	4-14/9-32	.286/.281	8-14/4-5	.571/.800	33/42	(9)	7/24	23/18	1/7	10/11	12/16
Texas St.	23/21	33/32	56-53	+3	16-57/19-53	.281/.358	6-23/7-17	.261/.412	18-22/8-14	.818/.571	35/43	(8)	9/14	9/19	1/0	15/4	19/17
GEORGIA ST.	27/37	37/27	70-68	+2	23-70/22-58	.329/.379	6-22/8-22	.273/.364	18-25/16-23	.720/.696	38/51	(13)	15/16	7/23	2/7	14/6	20/24
GA. SOUTHERN	35/39	34/23	69-62	+7	24-53/25-70	.453/.357	5-21/7-27	.238/.259	16-22/5-7	.727/.714	28/52	(24)	18/14	14/22	1/2	6/6	15/17

Note: Game totals are displayed in the format TEAM/OPPONENT for each category

2019-20 BOX SCORES

Game 1: A-State 88, Central Baptist 63

Official Basketball Box Score - Final
Central Baptist at Arkansas State
11/06/19 First National Bank Arena, Jonesboro
2019-20 Women's Basketball

Game Time: 11:00 PM
Game Duration: 1:50
Attendance: 948

Officials: Royce Blevins, Jessica Fortner, Joshua Hall

Central Baptist - 63 Record: 1-0

NO.	Name		Min	FG M-A	3P M-A	FT M-A	Rebounds OR	DR	TOT	Fouls PF	FD	TP	AS	TO	ST	Blocks BS	BA	+/-
33	Sierra Carrier	F	21:06	3-8	0-1	2-2	0	3	3	4	2	8	0	1	0	0	2	-10
2	Augustus Alexis	G	31:52	5-15	1-2	0-0	5	2	7	3	3	11	2	1	2	0	1	-13
3	Kendra Cummings	G	26:47	5-12	0-1	0-1	3	2	5	0	2	10	1	0	2	0	0	-23
4	Kory Westerman	G	28:13	5-10	2-2	5-6	3	6	9	3	4	17	0	0	3	0	2	-20
22	Holly Allen	G	24:14	2-9	1-5	0-0	1	2	3	2	2	5	2	3	1	0	2	-18
20	Aaliyah Cash		09:14	0-1	0-1	0-2	0	0	0	0	2	0	1	4	3	0	0	-9
32	Chrishey Wilkes		18:54	0-0	0-0	2-4	1	3	4	3	3	2	0	1	0	0	0	-15
24	Maegan Parham		09:27	0-2	0-2	0-0	0	1	1	0	1	0	1	1	0	0	0	0
5	Whitney Green		05:44	0-0	0-0	0-0	0	0	0	2	2	0	0	1	0	0	0	-7
15	Alaina Ellis		09:33	0-6	0-4	2-2	1	0	1	2	1	2	0	1	0	0	1	-10
1	Macey Decker		12:29	2-5	2-4	0-0	0	1	1	2	0	6	2	0	0	0	1	6
10	Macie Hopkins		01:44	1-2	0-0	0-0	0	0	0	0	0	2	0	0	0	0	0	-3
40	Maddy Carrier		00:43	0-0	0-0	0-0	0	0	0	0	0	0	0	0	0	0	0	-3
Team							1	0	1			0		1				
Totals				23-70	6-22	11-17	15	20	35	21	22	63	9	14	11	0	9	-25

Shooting By Period		
1st FG%	6-19	31.6%
3PT%	1-2	50.0%
FT%	2-2	100%
2nd FG%	3-17	17.6%
3PT%	0-5	0.0%
FT%	6-6	100%
3rd FG%	7-20	35.0%
3PT%	2-9	22.2%
FT%	1-3	33.3%
4th FG%	7-14	50.0%
3PT%	3-6	50.0%
FT%	2-6	33.3%
GM FG%	23-70	32.9%
3PT%	6-22	27.3%
FT%	11-17	64.7%

Dead Ball Rebounds: 3, 0

Technical Fouls::NONE

Arkansas State - 88 Record: 1-0

NO.	Name		Min	FG M-A	3P M-A	FT M-A	Rebounds OR	DR	TOT	Fouls PF	FD	TP	AS	TO	ST	Blocks BS	BA	+/-
21	Shameka Tubbs	F	19:55	2-3	0-0	1-1	3	1	4	2	2	5	0	1	1	2	0	23
35	Peyton Martin	F	22:57	5-9	0-0	1-1	5	3	8	3	1	11	1	4	0	0	0	6
1	Jireh Washington	G	24:18	2-9	0-2	5-6	2	6	8	2	4	9	7	6	1	0	0	21
3	Morgan Wallace	G	22:00	1-6	0-1	0-0	5	10	15	2	2	2	4	2	3	0	0	5
5	Payton Tennison	G	24:25	8-13	8-11	2-2	0	2	2	0	1	26	4	3	2	3	0	7
0	Jada Ford		21:44	4-9	4-9	1-2	1	0	1	1	1	13	1	2	1	0	0	19
2	Starr Taylor		17:10	0-2	0-0	0-0	2	3	5	2	0	0	1	2	1	0	0	6
25	Kayla Williams		16:54	3-6	2-2	0-0	1	2	3	3	0	8	0	3	1	3	0	17
23	Trinitee Jackson		13:06	3-9	0-0	5-11	10	7	17	2	10	11	0	1	0	1	0	10
4	Mya Love		06:04	0-1	0-1	0-0	0	0	0	4	0	0	0	0	0	0	0	-9
14	Hailee Erickson		11:27	1-6	1-6	0-0	0	1	1	1	0	3	2	0	0	0	0	20
Team							0	0	0			0		2				
Totals				29-73	15-32	15-23	29	35	64	22	21	88	20	26	10	9	0	25

Shooting By Period		
1st FG%	8-14	57.1%
3PT%	7-7	100.0%
FT%	2-4	50%
2nd FG%	6-17	35.3%
3PT%	3-10	30.0%
FT%	6-9	66.7%
3rd FG%	10-27	37.0%
3PT%	3-7	42.9%
FT%	5-8	62.5%
4th FG%	5-15	33.3%
3PT%	2-8	25.0%
FT%	2-2	100%
GM FG%	29-73	39.7%
3PT%	15-32	46.9%
FT%	15-23	65.2%

Dead Ball Rebounds: 3, 0

Technical Fouls::NONE

	CBC	ASU
Biggest lead	2 (1st 8:04)	37 (3rd 2:45)
Best Scoring Run	8(4th 7:56)	16(3rd 3:59)
Lead Changes	2	
Times Tied	1	
Time with Lead	00:13	39:00

Points from	CBC	ASU
Turnovers	24	13
Paint	28	26
Second Chance	12	14
Fast Breaks	0	28
Bench	12	35

Period by Period Scoring	1st	2nd	3rd	4th	TOT
CBC	15	12	17	19	63
ASU	25	21	28	14	88

Game 2: Tulsa 79, A-State 77

Official Basketball Box Score - Final
Arkansas State at Tulsa
11/09/19 Donald W Reynolds Center, Tulsa, Okla.
2019-20 Women's Basketball

Game Time: 8:00 PM
Game Duration: 2:05
Attendance: 791

Officials: Bryan Enterline, Krystle Apellaniz, Trey Miles

Arkansas State - 77 Record: 1-1

NO.	Name		Min	FG M-A	3P M-A	FT M-A	Rebounds OR	DR	TOT	Fouls PF	FD	TP	AS	TO	ST	Blocks BS	BA	+/-
21	Shameka Tubbs	F	08:01	0-2	0-0	0-0	3	2	5	4	1	0	0	0	0	0	1	1
35	Peyton Martin	F	37:42	7-14	0-1	4-8	4	10	14	1	5	18	1	2	0	2	0	0
1	Jireh Washington	G	23:43	10-17	0-1	4-4	4	3	7	5	3	24	5	3	0	0	0	11
3	Morgan Wallace	G	37:39	4-16	0-5	4-9	3	6	9	5	7	12	0	1	1	0	1	1
5	Payton Tennison	G	17:47	2-6	2-5	1-2	0	2	2	2	1	7	0	1	1	1	0	-8
23	Trinitee Jackson		12:25	2-3	0-0	1-4	1	4	5	3	3	5	0	0	0	0	0	-8
0	Jada Ford		27:22	2-4	2-2	0-0	0	0	0	2	1	6	0	0	0	0	0	2
2	Starr Taylor		10:28	1-4	1-1	2-2	0	2	2	1	2	5	0	2	1	0	0	-7
25	Kayla Williams		04:58	0-1	0-0	0-2	0	2	2	1	1	0	0	1	0	1	0	-8
50	Madison Heckert		16:36	0-2	0-1	0-0	1	4	5	1	1	0	1	1	3	1	0	6
14	Hailee Erickson		03:19	0-1	0-1	0-0	0	0	0	0	0	0	1	0	0	0	0	0
Team							4	1	5				0		0			
Totals				28-70	5-17	16-31	20	36	56	25	25	77	8	13	4	4	2	-2

Shooting By Period		
1st FG%	4-17	23.5%
3PT%	1-4	25.0%
FT%	2-8	25%
2nd FG%	8-17	47.1%
3PT%	1-3	33.3%
FT%	1-2	50%
3rd FG%	5-13	38.5%
3PT%	0-5	0.0%
FT%	7-12	58.3%
4th FG%	11-23	47.8%
3PT%	3-5	60.0%
FT%	6-9	66.7%
GM FG%	28-70	40.0%
3PT%	5-17	29.4%
FT%	16-31	51.6%

Dead Ball Rebounds: 7, 0

Technical Fouls::NONE

Tulsa - 79 Record: 1-1

NO.	Name		Min	FG M-A	3P M-A	FT M-A	Rebounds OR	DR	TOT	Fouls PF	FD	TP	AS	TO	ST	Blocks BS	BA	+/-
00	Kendrian Elliott	F	36:49	16-19	0-1	6-9	5	7	12	2	10	38	1	1	0	2	0	2
32	Desiree Lewis	F	09:26	0-0	0-0	0-0	0	1	1	4	0	0	1	0	1	0	0	3
10	Alexis Gaulden	G	22:58	0-12	0-6	5-6	1	3	4	4	7	5	8	2	1	0	0	10
11	Maddie Bittle	G	28:28	1-6	1-5	0-0	0	2	2	3	0	3	4	3	1	0	1	0
22	Morgan Brady	G	36:18	5-13	3-7	3-4	0	6	6	3	6	16	1	2	1	0	2	7
4	Addison Richards		27:35	4-8	0-0	1-2	0	3	3	4	1	9	3	0	1	0	1	2
21	Rebecca Lescay		02:19	0-1	0-0	0-0	0	1	1	0	0	0	0	0	0	0	0	-3
20	Elin Hrafnkelsdottir		06:10	0-2	0-0	0-0	0	1	1	3	0	0	0	1	0	0	0	-3
15	KK Rodriguez		19:11	3-7	1-2	0-0	1	3	4	1	0	7	4	0	2	0	0	-3
23	Kayla Moutry		05:35	0-1	0-1	0-0	0	1	1	0	0	0	1	0	0	0	0	-2
1	Destiny Johnson		05:11	0-0	0-0	1-2	0	0	0	1	1	1	1	0	1	0	0	-3
Team							3	2	5			0		0				
Totals				29-69	5-22	16-23	10	30	40	25	25	79	24	9	8	2	4	2

Shooting By Period		
1st FG%	6-17	35.3%
3PT%	2-8	25.0%
FT%	3-4	75%
2nd FG%	8-17	47.1%
3PT%	0-4	0.0%
FT%	3-5	60%
3rd FG%	9-19	47.4%
3PT%	2-4	50.0%
FT%	3-4	75%
4th FG%	6-16	37.5%
3PT%	1-6	16.7%
FT%	7-10	70%
GM FG%	29-69	42.0%
3PT%	5-22	22.7%
FT%	16-23	69.6%

Dead Ball Rebounds: 1, 0

Technical Fouls::NONE

	ASU	TLS
Biggest lead	3 (1st 3:26)	18 (3rd 6:10)
Best Scoring Run	9(4th 2:39)	13(2nd 8:50)
Lead Changes	2	
Times Tied	4	
Time with Lead	01:29	34:18

Points from	ASU	TLS
Turnovers	5	16
Paint	44	38
Second Chance	23	9
Fast Breaks	9	8
Bench	16	17

Period by Period Scoring	1st	2nd	3rd	4th	TOT
ASU	11	18	17	31	77
TLS	17	19	23	20	79

Game 3: SEMO 79, A-State 67

Official Basketball Box Score - Final
SEMO at Arkansas State
11/14/19 First National Bank Arena, Jonesboro, Ark.
2019-20 Women's Basketball

Game Time: 1:00 AM
Game Duration: 1:47
Attendance: 816

Officials: Jody Cantrell, Ashlee Goode, Angel Kent

SEMO - 79 Record: 3-0

NO.	Name		Min	FG M-A	3P M-A	FT M-A	Rebounds OR	DR	TOT	Fouls PF	FD	TP	AS	TO	ST	Blocks BS	BA	+/-
32	Denisha Gardener	F	23:44	2-7	0-0	0-0	5	4	9	3	1	4	1	2	0	0	1	7
2	Carrie Shephard	G	34:54	6-14	4-12	3-3	0	4	4	1	2	19	6	0	1	0	0	18
10	Taelour Pruitt	G	25:51	0-8	0-2	0-0	1	8	9	2	0	0	5	3	1	0	0	5
13	Jessie Harshberger	G	32:03	9-11	3-4	0-0	2	3	5	1	0	21	1	0	0	0	1	11
24	Tesia Thompson	G	32:22	9-16	0-2	8-12	1	6	7	3	8	26	2	3	1	1	1	15
40	Latrese Saine		16:27	1-3	0-0	1-1	2	5	7	3	1	3	1	2	0	2	0	6
34	Sophie Bussard		11:25	1-3	0-2	0-0	1	2	3	0	0	2	1	0	0	0	0	-2
3	Roshala Scott		20:48	2-6	0-3	0-0	5	1	6	2	1	4	3	2	0	0	0	2
12	Sophia Hancock		01:13	0-0	0-0	0-0	0	0	0	0	0	0	0	0	0	0	0	-1
55	Celeste Akoro		01:13	0-0	0-0	0-0	0	1	1	0	0	0	0	0	0	0	0	-1
Team							1	0	1			0		0				
Totals				30-68	7-25	12-16	18	34	52	15	13	79	20	12	3	3	3	12

Shooting By Period		
1st FG%	8-19	42.1%
3PT%	1-5	20.0%
FT%	3-3	100%
2nd FG%	6-15	40.0%
3PT%	4-10	40.0%
FT%	4-5	80%
3rd FG%	8-17	47.1%
3PT%	2-6	33.3%
FT%	3-4	75%
4th FG%	8-17	47.1%
3PT%	0-4	0.0%
FT%	2-4	50%
GM FG%	30-68	44.1%
3PT%	7-25	28.0%
FT%	12-16	75.0%

Dead Ball Rebounds: 1, 0

Technical Fouls::NONE

Arkansas State - 67 Record: 1-2

NO.	Name		Min	FG M-A	3P M-A	FT M-A	Rebounds OR	DR	TOT	Fouls PF	FD	TP	AS	TO	ST	Blocks BS	BA	+/-
35	Peyton Martin	F	32:48	7-18	1-2	4-7	5	4	9	0	6	19	1	0	0	2	0	-3
0	Jada Ford	G	23:35	1-5	0-3	0-0	0	0	0	1	0	2	1	1	0	0	0	-10
1	Jireh Washington	G	30:01	6-14	1-3	4-5	4	3	7	2	4	17	2	2	0	0	1	-6
3	Morgan Wallace	G	31:45	1-8	0-5	0-0	1	5	6	2	3	2	5	4	3	1	0	-10
5	Payton Tennison	G	34:47	5-10	2-5	0-0	0	2	2	3	1	12	2	0	0	0	0	-4
2	Starr Taylor		08:46	1-1	0-0	0-0	0	1	1	0	0	2	3	0	0	0	0	-6
4	Mya Love		04:21	0-1	0-0	0-0	0	0	0	3	0	0	0	0	0	0	0	-4
14	Hailee Erickson		05:11	0-1	0-1	0-0	0	1	1	1	0	0	0	0	0	0	0	-6
21	Shameka Tubbs		08:33	0-1	0-0	0-0	2	0	2	0	0	0	0	0	0	0	1	-5
25	Kayla Williams		06:35	2-4	1-3	0-0	0	4	4	0	0	5	0	0	0	0	0	-3
23	Trinitee Jackson		11:12	3-10	0-0	2-2	3	3	6	1	1	8	0	0	0	0	1	-5
22	Maggie Mahan		01:13	0-0	0-0	0-0	0	0	0	0	0	0	0	0	0	0	0	1
50	Madison Heckert		01:13	0-0	0-0	0-0	0	0	0	0	0	0	0	0	0	0	0	1
Team							0	0	0			0		0				
Totals				26-73	5-22	10-14	15	23	38	13	15	67	14	7	3	3	3	-12

Shooting By Period		
1st FG%	2-18	11.1%
3PT%	0-7	0.0%
FT%	2-3	66.7%
2nd FG%	9-19	47.4%
3PT%	3-5	60.0%
FT%	2-2	100%
3rd FG%	9-17	52.9%
3PT%	1-3	33.3%
FT%	5-6	83.3%
4th FG%	6-19	31.6%
3PT%	1-7	14.3%
FT%	1-3	33.3%
GM FG%	26-73	35.6%
3PT%	5-22	22.7%
FT%	10-14	71.4%

Dead Ball Rebounds: 2, 0

Technical Fouls::NONE

	SEMO	ASU
Biggest lead	19 (2nd 1:12)	0 (1st 10:00)
Best Scoring Run	12(1st 0:26)	10(3rd 9:50)
Lead Changes	0	
Times Tied	0	
Time with Lead	37:45	00:00

Points from	SEMO	ASU
Turnovers	11	11
Paint	38	34
Second Chance	15	12
Fast Breaks	6	4
Bench	9	15

Period by Period Scoring	1st	2nd	3rd	4th	TOT
SEMO	20	20	21	18	79
ASU	6	23	24	14	67

Game 4: DePaul 109, A-State 64

Official Basketball Box Score - Final
Arkansas St. at DePaul
11/22/19 McGrath-Phillips Arena, Chicago
2019-20 Women's Basketball

Game Time: 5:00 PM
Game Duration: 1:49

Officials: Joseph Vaszily, Katie Lukanich, Rebecca Taylor

Arkansas St. - 64 Record: 1-3

NO.	Name		Min	FG M-A	3P M-A	FT M-A	Rebounds OR	DR	TOT	Fouls PF	FD	TP	AS	TO	ST	Blocks BS	BA	+/-
35	Peyton Martin	F	18:47	4-6	0-0	5-7	0	1	1	1	5	13	0	1	0	1	0	-39
0	Jada Ford	G	11:29	0-3	0-3	0-0	0	1	1	0	0	0	0	2	0	0	0	-22
1	Jireh Washington	G	23:22	3-5	0-0	1-6	0	0	0	1	5	7	5	6	0	0	0	-27
3	Morgan Wallace	G	28:11	7-11	1-2	6-8	0	5	5	1	4	21	2	5	2	0	0	-28
5	Payton Tennison	G	14:13	1-2	0-1	0-0	0	1	1	2	0	2	0	1	0	0	0	-42
22	Maggie Mahan		14:12	0-1	0-0	2-2	0	2	2	1	1	2	2	3	0	0	0	-7
2	Starr Taylor		21:58	2-5	0-1	0-0	2	2	4	1	2	4	2	2	1	0	0	-25
25	Kayla Williams		28:31	1-3	0-1	0-0	0	4	4	0	1	2	1	5	0	0	1	-23
21	Shameka Tubbs		09:59	2-2	0-0	0-0	0	2	2	1	1	4	0	0	0	1	0	-3
23	Trinitee Jackson		03:07	1-3	0-0	0-0	0	1	1	0	0	2	0	1	0	0	1	1
4	Mya Love		09:02	0-1	0-0	1-2	0	0	0	0	1	1	0	0	0	0	0	-3
14	Hailee Erickson		09:02	2-5	2-5	0-0	1	1	2	1	0	6	1	1	0	0	0	-3
50	Madison Heckert		08:07	0-1	0-0	0-0	0	0	0	0	1	0	0	0	0	1	0	-4
Team							0	3	3			0		0				
Totals				23-48	3-13	15-25	3	23	26	9	21	64	13	27	3	3	2	-45

Shooting By Period		
1st FG%	5-8	62.5%
3PT%	0-2	0.0%
FT%	5-8	62.5%
2nd FG%	7-11	63.6%
3PT%	1-1	100.0%
FT%	5-10	50%
3rd FG%	6-13	46.2%
3PT%	0-0	0.0%
FT%	2-3	66.7%
4th FG%	5-16	31.3%
3PT%	2-10	20.0%
FT%	3-4	75%
GM FG%	23-48	47.9%
3PT%	3-13	23.1%
FT%	15-25	60.0%

Dead Ball Rebounds: 8, 0

Technical Fouls::NONE

DePaul - 109 Record: 3-1

NO.	Name		Min	FG M-A	3P M-A	FT M-A	Rebounds OR	DR	TOT	Fouls PF	FD	TP	AS	TO	ST	Blocks BS	BA	+/-
22	Chante Stonewall	F	15:10	6-11	1-3	0-0	2	2	4	0	1	13	1	0	5	0	0	38
3	Deja Church	G	18:17	5-13	1-5	1-1	3	2	5	3	3	12	7	2	1	0	0	30
11	Sonya Morris	G	08:54	3-3	3-3	0-0	1	0	1	3	0	9	3	0	0	0	0	30
20	Kelly Campbell	G	16:07	4-6	3-5	0-1	2	2	4	0	1	11	5	0	1	0	0	44
23	Dee Bekelja	G	20:34	5-12	2-7	0-0	3	1	4	1	0	12	8	0	0	0	1	31
2	Maya Stovall		18:39	1-4	1-3	2-2	1	1	2	2	1	5	1	1	0	0	0	20
15	Jolene Daninger		19:09	6-10	4-8	0-0	3	3	6	1	0	16	2	2	3	0	0	23
24	Kayla Caudle		17:39	2-6	0-0	0-0	2	2	4	2	0	4	3	1	1	1	2	6
1	Keke Rimmer		22:30	5-10	0-5	1-1	1	3	4	2	0	11	4	1	1	0	0	-1
30	Marisa Warren		15:42	1-3	1-2	0-0	0	3	3	4	1	3	3	1	1	0	0	4
14	Hannah Purcell		12:44	3-5	0-1	0-0	0	2	2	0	0	6	0	5	0	0	0	2
32	Nadège Jean		14:35	3-7	0-0	1-2	1	0	1	3	2	7	2	2	0	1	0	-2
Team							5	3	8			0		0				
Totals				44-90	16-42	5-7	24	24	48	21	9	109	39	15	13	2	3	45

Shooting By Period		
1st FG%	17-29	58.6%
3PT%	9-16	56.3%
FT%	2-3	66.7%
2nd FG%	8-22	36.4%
3PT%	1-9	11.1%
FT%	2-2	100%
3rd FG%	11-23	47.8%
3PT%	5-12	41.7%
FT%	0-0	0%
4th FG%	8-16	50.0%
3PT%	1-5	20.0%
FT%	1-2	50%
GM FG%	44-90	48.9%
3PT%	16-42	38.1%
FT%	5-7	71.4%

Dead Ball Rebounds: 1, 0

Technical Fouls::NONE

	ARKST	DEPAUL
Biggest lead	0 (1st 10:00)	49 (4th 1:55)
Best Scoring Run	5(1st 0:34)	17(1st 5:03)
Lead Changes	0	
Times Tied	1	
Time with Lead	00:00	39:27

Points from	ARKST	DEPAUL
Turnovers	16	48
Paint	38	52
Second Chance	2	26
Fast Breaks	17	16
Bench	21	52

Period by Period Scoring	1st	2nd	3rd	4th	TOT
ARKST	15	20	14	15	64
DEPAUL	45	19	27	18	109

2019-20 BOX SCORES

Game 5: N.C. A&T 55, A-State 50

Official Basketball Box Score - Final
N.C. A&T at Arkansas St.
11/23/19 McGrath-Philips Arena, Chicago
2019-20 Women's Basketball

Game Time: 7:00 PM
Game Duration: 1:51

Officials: Tom Danaher, Katie Lukanich, Kevin Dillard

N.C. A&T - 55 Record: 3-3

NO.	Name		Min	FG M-A	3P M-A	FT M-A	Rebounds OR	DR	TOT	Fouls PF	FD	TP	AS	TO	ST	Blocks BS	BA	+/-
22	Le'On Hill	F	30:41	5-10	0-0	0-1	3	7	10	3	3	10	0	1	2	0	1	3
15	Alexus Lessears	C	23:40	3-5	0-0	4-5	4	3	7	4	3	10	0	3	0	0	0	4
3	Cinia McCray	G	31:28	3-13	1-8	0-0	2	3	5	1	1	7	0	4	3	0	0	9
5	Mikaya Wilson	G	21:46	1-1	0-0	0-0	0	5	5	2	2	2	2	4	1	0	0	2
13	Deja Winters	G	21:07	0-8	0-5	0-0	0	2	2	1	1	0	4	3	0	0	0	2
31	Jayla Jones-Pack		14:01	0-1	0-0	0-0	2	0	2	4	1	0	1	0	0	1	0	-5
2	Shantell Bostick		07:33	0-1	0-1	0-0	0	1	1	0	0	0	0	1	0	1	0	1
00	Jasmen Walton		10:38	2-3	0-0	0-1	1	0	1	1	1	4	0	0	0	0	0	-3
12	C'Coriea Foy		28:25	6-17	2-12	3-3	1	5	6	2	4	17	4	2	2	1	0	10
1	Kennedy Boyd		10:41	2-5	1-4	0-0	2	1	3	1	0	5	1	2	1	0	0	2
Team							1	2	3			0		1				
Totals				22-64	4-30	7-10	16	29	45	19	16	55	12	21	9	3	1	5

Technical Fouls::NONE

Shooting By Period		
1st FG%	6-17	35.3%
3PT%	1-8	12.5%
FT%	0-1	0%
2nd FG%	4-15	26.7%
3PT%	2-7	28.6%
FT%	2-2	100%
3rd FG%	8-17	47.1%
3PT%	1-7	14.3%
FT%	3-5	60%
4th FG%	4-15	26.7%
3PT%	0-8	0.0%
FT%	2-2	100%
GM FG%	22-64	34.4%
3PT%	4-30	13.3%
FT%	7-10	70.0%

Dead Ball Rebounds: 1, 0

Arkansas St. - 50 Record: 1-4

NO.	Name		Min	FG M-A	3P M-A	FT M-A	Rebounds OR	DR	TOT	Fouls PF	FD	TP	AS	TO	ST	Blocks BS	BA	+/-
25	Kayla Williams	F	13:21	0-4	0-4	0-0	0	4	4	1	0	0	0	1	0	0	0	1
35	Peyton Martin	F	21:45	1-5	0-2	4-6	0	4	4	5	5	6	1	6	2	0	1	4
1	Jireh Washington	G	28:44	1-6	0-3	1-1	1	3	4	1	2	3	2	7	2	0	1	-13
3	Morgan Wallace	G	39:02	5-9	0-4	6-7	3	4	7	1	6	16	3	1	1	0	0	-8
5	Payton Tennison	G	35:43	1-9	1-8	0-0	0	3	3	3	2	3	1	0	3	1	0	-12
0	Jada Ford		26:39	4-12	4-10	0-0	0	1	1	0	0	12	0	0	1	0	0	-6
23	Trinitee Jackson		07:55	0-1	0-0	2-2	1	2	3	1	1	2	0	2	1	0	1	-2
21	Shameka Tubbs		12:44	3-4	0-0	0-1	2	2	4	3	3	6	0	1	1	0	0	-2
2	Starr Taylor		02:10	0-0	0-0	2-2	0	0	0	0	0	2	1	1	0	0	0	5
14	Hailee Erickson		10:04	0-2	0-2	0-0	0	0	0	1	0	0	0	1	2	0	0	6
22	Maggie Mahan		01:53	0-0	0-0	0-0	0	1	1	0	0	0	0	1	0	0	0	2
Team							2	4	6			0		0				
Totals				15-52	5-33	15-19	9	28	37	16	19	50	8	21	13	1	3	-5

Technical Fouls::NONE

Shooting By Period		
1st FG%	6-16	37.5%
3PT%	2-10	20.0%
FT%	3-5	60%
2nd FG%	4-11	36.4%
3PT%	3-7	42.9%
FT%	4-4	100%
3rd FG%	2-13	15.4%
3PT%	0-9	0.0%
FT%	1-2	50%
4th FG%	3-12	25.0%
3PT%	0-7	0.0%
FT%	7-8	87.5%
GM FG%	15-52	28.8%
3PT%	5-33	15.2%
FT%	15-19	78.9%

Dead Ball Rebounds: 3, 0

	NCAT	ARKST
Biggest lead	12 (4th 8:45)	14 (2nd 6:53)
Best Scoring Run	18(4th 8:45)	14(2nd 6:53)
Lead Changes	6	
Times Tied	3	
Time with Lead	18:34	20:12

Points from	NCAT	ARKST
Turnovers	26	19
Paint	32	18
Second Chance	12	6
Fast Breaks	13	8
Bench	26	22

Period by Period Scoring	1st	2nd	3rd	4th	TOT
NCAT	13	12	20	10	55
ARKST	17	15	5	13	50

Game 6: Murray State 77, A-State 62

Official Basketball Box Score - Final
Arkansas St. at Murray St.
11/27/19 CFSB Center, Murray, Ky.
2019-20 Women's Basketball

Game Time: 12:00 AM
Game Duration: 1:54
Attendance: 343

Officials: Royce Blevins, Kristen Jones, Ryan Durham

Arkansas St. - 62 Record: 1-5

NO.	Name		Min	FG M-A	3P M-A	FT M-A	Rebounds OR	DR	TOT	Fouls PF	FD	TP	AS	TO	ST	Blocks BS	BA	+/-
25	Kayla Williams	F	19:07	0-2	0-1	0-0	0	2	2	1	0	0	1	1	1	0	0	-18
35	Peyton Martin	F	33:22	9-15	0-0	5-9	4	1	5	4	9	23	0	1	3	2	0	-8
1	Jireh Washington	G	32:12	6-10	1-2	1-2	1	4	5	2	3	14	4	3	0	1	0	-16
3	Morgan Wallace	G	33:48	2-7	0-1	2-2	1	9	10	3	2	6	1	4	4	1	1	-6
5	Payton Tennison	G	09:43	0-3	0-3	0-0	0	2	2	3	0	0	1	1	0	0	1	-5
0	Jada Ford		27:03	3-13	2-9	2-2	0	0	0	0	1	10	0	2	1	0	2	-8
21	Shameka Tubbs		04:50	0-0	0-0	0-2	0	0	0	0	2	0	1	0	1	1	0	-3
12	Johnna Jones		06:07	0-1	0-0	2-2	0	1	1	0	1	2	0	1	0	0	1	-3
23	Trinitee Jackson		02:52	1-3	0-0	1-2	2	0	2	0	1	3	0	2	0	0	0	-6
14	Hailee Erickson		05:06	0-2	0-1	0-0	0	0	0	1	0	0	1	0	0	0	0	1
4	Mya Love		10:09	0-0	0-0	0-0	2	1	3	2	0	0	1	0	0	0	0	-4
22	Maggie Mahan		15:41	1-2	1-1	1-2	0	0	0	3	1	4	1	1	2	0	0	1
Team							5	1	6			0		1				
Totals				22-58	4-18	14-23	15	21	36	19	20	62	11	17	12	5	5	-15

Technical Fouls::NONE

Shooting By Period		
1st FG%	10-18	55.6%
3PT%	1-6	16.7%
FT%	3-5	60%
2nd FG%	3-13	23.1%
3PT%	1-5	20.0%
FT%	1-2	50%
3rd FG%	3-12	25.0%
3PT%	1-3	33.3%
FT%	9-14	64.3%
4th FG%	10-18	55.6%
3PT%	1-6	16.7%
FT%	1-2	50%
GM FG%	22-58	37.9%
3PT%	4-18	22.2%
FT%	14-23	60.9%

Dead Ball Rebounds: 6, 0

Murray St. - 77 Record: 4-2

NO.	Name		Min	FG M-A	3P M-A	FT M-A	Rebounds OR	DR	TOT	Fouls PF	FD	TP	AS	TO	ST	Blocks BS	BA	+/-
11	Laci Hawthorne	F	37:42	5-10	0-0	2-4	3	5	8	2	2	12	2	0	2	2	1	11
32	Alexis Burpo	F	37:52	3-10	1-3	3-4	2	7	9	3	2	10	4	3	2	0	0	18
44	Macie Gibson	F	20:08	2-4	1-2	0-0	2	1	3	4	0	5	1	2	0	0	0	1
4	Lex Mayes	G	33:32	5-10	2-7	6-7	2	2	4	2	7	18	1	0	2	0	0	16
5	Macey Turley	G	36:40	7-15	3-7	11-11	3	1	4	1	8	28	2	8	1	0	2	20
20	Cekeya Mack		05:28	1-3	0-0	0-0	1	2	3	4	0	2	2	0	0	2	1	3
12	Jentri Worley		11:18	1-4	0-2	0-0	0	1	1	0	0	2	0	1	0	0	1	-6
2	Sadie Hill		16:45	0-1	0-0	0-0	0	2	2	4	0	0	0	1	0	1	0	14
1	Raegan Blackburn		00:35	0-0	0-0	0-0	0	0	0	0	0	0	0	0	0	0	0	-2
Team							0	3	3			0		0				
Totals				24-57	7-21	22-26	13	24	37	20	19	77	12	15	7	5	5	15

Technical Fouls::NONE

Shooting By Period		
1st FG%	7-18	38.9%
3PT%	1-6	16.7%
FT%	2-3	66.7%
2nd FG%	8-17	47.1%
3PT%	3-7	42.9%
FT%	2-3	66.7%
3rd FG%	6-12	50.0%
3PT%	2-4	50.0%
FT%	2-2	100%
4th FG%	3-10	30.0%
3PT%	1-4	25.0%
FT%	16-18	88.9%
GM FG%	24-57	42.1%
3PT%	7-21	33.3%
FT%	22-26	84.6%

Dead Ball Rebounds: 3, 0

	ASU	MUR
Biggest lead	1 (1st 5:14)	19 (3rd 2:36)
Best Scoring Run	8(4th 5:40)	13(2nd 0:56)
Lead Changes	2	
Times Tied	2	
Time with Lead	00:59	37:30

Points from	ASU	MUR
Turnovers	13	23
Paint	36	32
Second Chance	14	18
Fast Breaks	6	12
Bench	19	4

Period by Period Scoring	1st	2nd	3rd	4th	TOT
ASU	16	8	16	22	62
MUR	17	21	16	23	77

Game 7: A-State 71, San Diego State 62

Official Basketball Box Score -- Game Totals -- Final Statistics
Arkansas St. vs San Diego State
11/30/19 1:05 p.m. at Steve Fisher Court at Viejas Arena

Arkansas St. 71 • 2-5

##	Player		Total FG-FGA	3-Ptr FG-FGA	FT-FTA	Rebounds Off	Def	Tot	PF	TP	A	TO	Blk	Stl	Min
21	Tubbs, Shameka	f	1-2	0-0	0-0	2	2	4	2	2	2	3	0	1	22
00	Ford, Jada	g	3-9	2-6	0-0	0	2	2	1	8	1	1	0	1	28
01	Washington, Jireh	g	7-13	1-1	5-8	1	2	3	1	20	1	3	0	2	28
03	Wallace, Morgan	g	4-9	0-1	2-6	2	6	8	2	10	3	0	0	0	36
22	Mahan, Maggie	g	0-0	0-0	2-2	0	0	0	1	2	3	1	0	0	13
02	Taylor, Starr		0-1	0-0	0-0	2	1	3	2	0	3	2	0	1	12
04	Love, Mya		1-2	0-1	1-2	1	2	3	1	3	1	0	0	3	15
05	Tennison, Payton		5-5	4-4	0-0	0	4	4	1	14	3	0	1	0	24
23	Jackson, Trinitee		4-9	0-0	1-2	4	3	7	2	9	1	3	0	1	15
25	Williams, Kayla		1-3	1-3	0-0	0	0	0	1	3	0	1	0	0	7
	Team					1	0	1				1			
	Totals		26-53	8-16	11-20	13	22	35	14	71	18	15	1	9	200

1st - FG %:	6-13	46.2%	2nd:	6-15	40.0%	3rd:	7-11	63.6%	4th:	7-14	50.0%
3FG %:	2-3	66.7%		3-9	33.3%		1-2	50.0%		2-2	100.0%
FT %:	3-6	50.0%		2-6	33.3%		2-2	100.0%		4-6	66.7%

Game:	26-53	49.1%
	8-16	50.0%
	11-20	55.0%

Deadball Rebounds 5,3

San Diego State 62 • 3-5

##	Player		Total FG-FGA	3-Ptr FG-FGA	FT-FTA	Rebounds Off	Def	Tot	PF	TP	A	TO	Blk	Stl	Min
34	VANDERDOES, Baylee	f	1-2	0-0	0-0	0	4	4	0	2	0	1	0	0	8
00	VILLA, Kennedi	g	0-1	0-0	0-0	1	0	1	4	0	3	0	0	1	22
02	RAMOS, Sophia	g	5-14	2-6	3-3	1	3	4	3	15	5	1	0	0	35
05	ADAMS, Tea	g	5-13	3-7	3-5	1	4	5	2	16	8	2	0	4	30
25	KALMER, Taylor	g	5-10	3-6	0-0	1	2	3	4	13	2	4	0	0	35
04	TERRY, Monique		3-5	0-0	0-0	2	1	3	4	6	1	0	1	1	25
10	HERNANDEZ, Isabela		2-8	1-6	0-0	0	0	0	1	5	1	1	2	0	26
15	PEREZ, Jayden		0-0	0-0	0-0	0	0	0	0	0	0	1	0	0	4
22	DORNSTAUDER, Zayn		2-3	0-0	0-0	0	3	3	0	4	0	2	2	0	12
24	EDWARDS, Kiara		0-0	0-0	1-2	0	0	0	0	1	0	0	0	0	2
45	EKWEDIKE, Naomi		0-0	0-0	0-0	0	0	0	0	0	0	1	0	0	1
	Team					3	1	4				1			
	Totals		23-56	9-25	7-10	9	18	27	18	62	20	14	5	6	200

1st - FG %:	5-10	50.0%	2nd:	5-13	38.5%	3rd:	7-17	41.2%	4th:	6-16	37.5%
3FG %:	2-5	40.0%		1-4	25.0%		3-6	50.0%		3-10	30.0%
FT %:	1-2	50.0%		2-3	66.7%		2-3	66.7%		2-2	100.0%

Game:	23-56	41.1%
	9-25	36.0%
	7-10	70.0%

Deadball Rebounds 2

Officials: Brad Schmidt, Nicole Leon, Gordon Torigoe
Technical fouls: Arkansas St.-None. San Diego State-None.
Attendance: 1788

Score by periods	1st	2nd	3rd	4th	Total
Arkansas St.	17	17	17	20	**71**
San Diego State	13	13	19	17	**62**

Game 8: A-State 81, UAPB 60

Official Basketball Box Score - Final
Arkansas-Pine Bluff at Arkansas State
12/10/19 First National Bank Arena, Jonesboro, Ark.
2019-20 Women's Basketball

Game Time: 1:00 AM
Game Duration: 1:56
Attendance: 591

Officials: Brian Garland, Molly Caldwell, Daniel Drake

Arkansas-Pine Bluff - 60 Record: 0-7

NO.	Name		Min	FG M-A	3P M-A	FT M-A	Rebounds OR	DR	TOT	Fouls PF	FD	TP	AS	TO	ST	Blocks BS	BA	+/-
33	Nissa Sam-Grant	C	28:46	1-1	0-0	1-2	2	5	7	2	1	3	2	0	1	2	0	-17
1	Kyeonia Harris	G	34:42	7-12	2-5	2-3	1	3	4	4	2	18	3	4	3	0	0	-15
4	Jayla Atmore	G	25:52	6-13	1-2	5-6	1	5	6	1	3	18	2	4	2	0	0	-4
5	Trasity Totten	G	25:09	3-12	0-3	3-4	3	5	8	3	3	9	3	1	0	0	0	-3
24	Noe'll Taylor	G	23:31	2-5	0-0	0-1	0	1	1	2	1	4	2	5	2	0	1	-4
21	Aiya El Hassan		18:08	2-5	1-1	0-0	3	0	3	3	5	5	2	4	1	0	0	2
30	Tyler Pyburn		20:32	1-6	1-3	0-0	1	1	2	0	0	3	0	0	0	0	0	-26
41	Morgan Christian		06:31	0-2	0-0	0-0	1	1	2	4	1	0	0	2	0	0	0	-14
12	Brit'Nee Terry		09:00	0-2	0-0	0-0	0	3	3	1	0	0	1	1	1	0	1	-7
32	Sha'Kendra Tillry		02:55	0-0	0-0	0-0	0	1	1	0	0	0	0	0	0	0	0	-5
11	Oluwatunmise Amusa		04:54	0-0	0-0	0-0	0	0	0	1	0	0	0	1	1	0	0	-12
Team							0	0	0			0		1				
Totals				22-58	5-14	11-16	12	25	37	21	16	60	15	23	11	2	2	-21

Technical Fouls: Christian 4th 8:12

Shooting By Period		
1st FG%	7-12	58.3%
3PT%	2-2	100.0%
FT%	4-4	100%
2nd FG%	6-18	33.3%
3PT%	2-5	40.0%
FT%	1-2	50%
3rd FG%	2-11	18.2%
3PT%	0-2	0.0%
FT%	1-2	50%
4th FG%	7-17	41.2%
3PT%	1-5	20.0%
FT%	5-8	62.5%
GM FG%	22-58	37.9%
3PT%	5-14	35.7%
FT%	11-16	68.8%

Dead Ball Rebounds: 4, 0

Arkansas State - 81 Record: 3-5

NO.	Name		Min	FG M-A	3P M-A	FT M-A	Rebounds OR	DR	TOT	Fouls PF	FD	TP	AS	TO	ST	Blocks BS	BA	+/-
21	Shameka Tubbs	F	11:04	0-0	0-0	2-2	0	3	3	3	1	2	0	0	0	1	0	-4
0	Jada Ford	G	18:16	3-8	3-5	0-0	0	5	5	1	0	9	1	3	1	0	0	7
1	Jireh Washington	G	29:06	5-10	0-1	1-1	0	3	3	1	6	11	8	3	2	0	1	23
3	Morgan Wallace	G	25:04	5-9	0-1	3-5	3	4	7	2	3	13	0	0	2	0	1	13
22	Maggie Mahan	G	14:12	1-4	0-1	2-2	1	0	1	0	1	4	4	0	0	0	0	14
35	Peyton Martin		25:36	8-11	0-0	2-8	5	4	9	2	4	18	2	3	5	1	0	30
5	Payton Tennison		20:47	5-8	3-6	2-2	0	0	0	0	1	15	0	1	3	0	0	22
4	Mya Love		10:02	0-1	0-0	0-0	0	1	1	1	0	0	0	0	0	1	0	11
2	Starr Taylor		07:22	0-1	0-0	0-0	1	2	3	2	1	0	3	3	1	0	0	3
23	Trinitee Jackson		04:24	0-1	0-0	0-0	0	0	0	0	0	0	0	0	0	0	0	-1
12	Johnna Jones		10:51	1-3	0-1	0-0	0	1	1	1	0	2	1	3	2	0	0	-1
25	Kayla Williams		11:46	0-2	0-1	4-6	0	1	1	2	3	4	1	2	0	0	0	1
14	Hailee Erickson		07:58	1-2	1-2	0-0	0	0	0	0	0	3	0	0	0	0	0	-8
50	Madison Heckert		03:32	0-0	0-0	0-0	0	0	0	1	0	0	0	0	0	0	0	-5
Team							0	1	1			0		0				
Totals				29-60	7-18	16-26	10	25	35	16	20	81	20	18	17	2	2	21

Technical Fouls::NONE

Shooting By Period		
1st FG%	7-17	41.2%
3PT%	1-5	20.0%
FT%	3-5	60%
2nd FG%	8-16	50.0%
3PT%	5-6	83.3%
FT%	4-6	66.7%
3rd FG%	10-16	62.5%
3PT%	0-3	0.0%
FT%	3-7	42.9%
4th FG%	4-11	36.4%
3PT%	1-4	25.0%
FT%	6-8	75%
GM FG%	29-60	48.3%
3PT%	7-18	38.9%
FT%	16-26	61.5%

Dead Ball Rebounds: 6, 0

	UAPB	ASU
Biggest lead	10 (1st 5:25)	29 (4th 8:04)
Best Scoring Run	10(1st 5:25)	16(3rd 0:00)
Lead Changes	3	
Times Tied	2	
Time with Lead	08:30	29:12

Points from	UAPB	ASU
Turnovers	17	30
Paint	28	42
Second Chance	8	11
Fast Breaks	20	14
Bench	8	42

Period by Period Scoring	1st	2nd	3rd	4th	TOT
UAPB	20	15	5	20	60
ASU	18	25	23	15	81

2019-20 BOX SCORES

Game 9: Memphis 78, A-State 50

Official Basketball Box Score - Final
Arkansas St. at Memphis
12/14/19 Elma Roane Fieldhouse, Memphis
2019-20 Women's Basketball

Game Time: 8:00 PM
Game Duration: 1:55
Attendance: 392

Officials: Kathleen Lynch, Tom Danaher, Josh Hall

Arkansas St. - 50 Record: 3-6

NO.	Name		Min	FG M-A	3P M-A	FT M-A	Rebounds OR	DR	TOT	Fouls PF	FD	TP	AS	TO	ST	Blocks BS	BA	+/-
35	Peyton Martin	F	21:43	1-8	0-1	3-10	1	4	5	3	6	5	0	2	1	0	2	-22
00	Jada Ford	G	22:01	3-10	2-6	5-5	0	1	1	5	3	13	0	2	3	0	0	-18
1	Jireh Washington	G	22:28	1-4	0-0	1-4	0	2	2	4	3	3	2	7	2	0	0	-24
3	Morgan Wallace	G	37:25	2-9	0-2	3-6	6	2	8	2	7	7	2	2	3	0	2	-30
22	Maggie Mahan	G	10:25	0-1	0-0	0-0	0	3	3	1	0	0	0	1	0	0	1	-3
4	Mya Love		08:27	2-3	0-1	1-3	1	1	2	2	4	5	0	0	1	0	0	-2
12	Johnna Jones		09:35	1-2	0-1	0-0	0	0	0	0	0	2	1	0	1	0	0	-5
5	Payton Tennison		09:24	0-1	0-1	0-0	0	2	2	4	0	0	0	0	1	0	0	-5
21	Shameka Tubbs		11:10	1-2	0-0	0-0	1	2	3	3	0	2	0	2	0	1	0	-6
23	Trinitee Jackson		04:11	0-3	0-0	0-0	1	3	4	1	1	0	0	3	1	1	1	2
25	Kayla Williams		22:51	5-9	3-5	0-0	0	1	1	2	0	13	0	0	0	0	0	-14
2	Starr Taylor		10:02	0-0	0-0	0-0	0	2	2	0	1	0	2	0	0	0	0	-6
14	Hailee Erickson		07:22	0-2	0-2	0-0	0	0	0	1	0	0	0	2	0	0	0	-5
50	Madison Heckert		02:56	0-0	0-0	0-0	0	0	0	0	1	0	0	0	0	0	0	-2
Team							1	0	1			0		0				
Totals				16-54	5-19	13-28	11	23	34	28	26	50	7	21	13	2	6	-28

Technical Fouls::NONE

Shooting By Period			
1st	FG%	5-16	31.3%
	3PT%	1-5	20.0%
	FT%	6-8	75%
2nd	FG%	3-12	25.0%
	3PT%	2-7	28.6%
	FT%	0-0	0%
3rd	FG%	4-13	30.8%
	3PT%	1-4	25.0%
	FT%	1-4	25%
4th	FG%	4-13	30.8%
	3PT%	1-3	33.3%
	FT%	6-16	37.5%
GM	FG%	16-54	29.6%
	3PT%	5-19	26.3%
	FT%	13-28	46.4%

Dead Ball Rebounds: 7, 0

Memphis - 78 Record: 6-4

NO.	Name		Min	FG M-A	3P M-A	FT M-A	Rebounds OR	DR	TOT	Fouls PF	FD	TP	AS	TO	ST	Blocks BS	BA	+/-
20	Keke Hunter	F	27:37	4-12	0-0	3-4	8	9	17	4	5	11	5	4	0	0	1	30
32	Dulcy Mendjiadeu Fankam	F	21:16	4-8	0-0	1-3	1	5	6	5	2	9	1	7	1	2	0	12
3	Gazmyne Herndon	G	21:44	1-1	0-0	4-8	0	2	2	2	5	6	2	1	2	0	0	21
5	Aerial Wilson	G	24:18	1-4	0-3	0-0	1	2	3	3	4	2	3	1	1	0	0	18
23	Jamirah Shutes	G	33:09	6-11	4-7	1-3	2	5	7	2	4	17	4	5	2	1	0	19
33	Alana Davis		23:42	4-6	0-0	4-6	1	5	6	1	6	12	0	2	1	0	1	10
2	Madison Griggs		20:01	4-7	4-7	0-0	1	1	2	3	1	12	3	1	0	0	0	10
35	Julan McDonald		20:48	3-10	1-5	0-2	0	3	3	4	1	7	2	2	0	3	0	16
52	Lanyce Williams		07:25	1-1	0-0	0-0	0	0	0	2	0	2	0	0	0	0	0	4
Team							2	2	4			0		0				
Totals				28-60	9-22	13-26	16	34	50	26	28	78	20	23	7	6	2	28

Technical Fouls::NONE

Shooting By Period			
1st	FG%	6-12	50.0%
	3PT%	1-2	50.0%
	FT%	6-14	42.9%
2nd	FG%	6-15	40.0%
	3PT%	2-5	40.0%
	FT%	0-1	0%
3rd	FG%	6-14	42.9%
	3PT%	3-6	50.0%
	FT%	5-8	62.5%
4th	FG%	10-19	52.6%
	3PT%	3-9	33.3%
	FT%	2-3	66.7%
GM	FG%	28-60	46.7%
	3PT%	9-22	40.9%
	FT%	13-26	50.0%

Dead Ball Rebounds: 6, 1

	ASU	MEM
Biggest lead	4 (1st 1:37)	29 (4th 1:05)
Best Scoring Run	6(1st 7:26)	19(3rd 5:11)
Lead Changes	4	
Times Tied	6	
Time with Lead	01:58	35:03

Points from	ASU	MEM
Turnovers	13	28
Paint	20	34
Second Chance	6	19
Fast Breaks	4	10
Bench	22	33

Period by Period Scoring	1st	2nd	3rd	4th	TOT
ASU	17	8	10	15	50
MEM	19	14	20	25	78

Game 10: Baylor 111, A-State 43

Official Basketball Box Score - Final
Arkansas St. at Baylor
12/18/19 Ferrell Center, Waco
2019-20 Women's Basketball

Game Time: 6:00 PM
Game Duration: 1:51
Attendance: 10,284

Officials: Beverly Roberts, Brian Hall, Tiara Cruse

Arkansas St. - 43 Record: 3-7

NO.	Name		Min	FG M-A	3P M-A	FT M-A	Rebounds OR	DR	TOT	Fouls PF	FD	TP	AS	TO	ST	Blocks BS	BA	+/-
21	Shameka Tubbs	F	15:08	0-2	0-0	0-0	1	0	1	1	0	0	0	3	1	0	0	-36
35	Peyton Martin	F	22:29	3-9	0-2	5-6	1	0	1	5	3	11	1	2	0	0	1	-30
00	Jada Ford	G	12:21	1-2	1-2	0-0	0	0	0	1	0	3	0	2	0	0	0	-26
1	Jireh Washington	G	28:20	6-10	0-2	4-5	2	4	6	0	6	16	0	5	1	0	2	-46
3	Morgan Wallace	G	40:00	2-7	0-1	1-2	2	4	6	4	1	5	1	2	1	0	3	-68
2	Starr Taylor		21:07	1-3	0-0	0-0	1	1	2	0	0	2	2	1	1	0	0	-34
5	Payton Tennison		24:47	1-8	1-7	0-0	0	2	2	0	0	3	0	0	0	0	1	-35
23	Trinitee Jackson		05:22	1-1	0-0	1-3	0	0	0	2	3	3	0	5	0	0	0	-12
25	Kayla Williams		30:26	0-10	0-4	0-0	0	5	5	3	1	0	0	4	0	0	4	-53
Team							4	0	4			0		1				
Totals				15-52	2-18	11-16	11	16	27	16	14	43	4	25	4	0	11	-68

Technical Fouls::NONE

Shooting By Period			
1st	FG%	6-17	35.3%
	3PT%	2-8	25.0%
	FT%	1-1	100%
2nd	FG%	2-8	25.0%
	3PT%	0-2	0.0%
	FT%	0-1	0%
3rd	FG%	5-14	35.7%
	3PT%	0-3	0.0%
	FT%	6-7	85.7%
4th	FG%	2-13	15.4%
	3PT%	0-5	0.0%
	FT%	4-7	57.1%
GM	FG%	15-52	28.8%
	3PT%	2-18	11.1%
	FT%	11-16	68.8%

Dead Ball Rebounds: 2, 0

Baylor - 111 Record: 9-1

NO.	Name		Min	FG M-A	3P M-A	FT M-A	Rebounds OR	DR	TOT	Fouls PF	FD	TP	AS	TO	ST	Blocks BS	BA	+/-
1	Nalyssa Smith	F	23:29	6-6	0-0	3-5	3	4	7	3	3	15	1	2	1	0	1	41
2	Didi Richards	G	19:30	4-5	0-0	0-0	0	2	2	3	2	8	7	2	3	2	0	33
4	Te'a Cooper	G	26:09	2-7	0-5	4-4	0	1	1	0	4	8	10	1	2	0	0	40
12	Moon Ursin	G	17:12	2-5	0-1	0-0	3	2	5	1	0	4	2	0	0	1	0	21
20	Juicy Landrum	G	33:29	14-24	14-23	0-0	1	7	8	0	1	42	7	0	1	1	0	64
25	Queen Egbo		27:19	6-10	0-2	1-1	2	8	10	3	3	13	0	1	0	4	0	54
3	Trinity Oliver		18:32	3-3	1-1	1-2	2	1	3	0	1	8	5	0	1	0	0	29
11	Jordyn Oliver		17:10	1-3	0-1	0-0	0	2	2	2	0	2	5	1	2	2	0	29
22	Erin DeGrate		17:10	4-8	0-0	3-4	3	0	3	2	2	11	0	1	3	1	0	29
Team							0	0	0			0		0				
Totals				42-71	15-33	12-16	14	27	41	14	16	111	37	8	13	11	0	68

Technical Fouls::NONE

Shooting By Period			
1st	FG%	12-18	66.7%
	3PT%	1-6	16.7%
	FT%	5-6	83.3%
2nd	FG%	10-16	62.5%
	3PT%	4-7	57.1%
	FT%	4-4	100%
3rd	FG%	10-19	52.6%
	3PT%	6-10	60.0%
	FT%	1-3	33.3%
4th	FG%	10-18	55.6%
	3PT%	4-10	40.0%
	FT%	2-3	66.7%
GM	FG%	42-71	59.2%
	3PT%	15-33	45.5%
	FT%	12-16	75.0%

Dead Ball Rebounds: 3, 2

	AST	BAY
Biggest lead	0 (1st 10:00)	69 (4th 0:35)
Best Scoring Run	5(3rd 8:02)	19(3rd 9:54)
Lead Changes	0	
Times Tied	0	
Time with Lead	00:00	39:27

Points from	AST	BAY
Turnovers	5	37
Paint	20	48
Second Chance	12	15
Fast Breaks	3	20
Bench	8	34

Period by Period Scoring	1st	2nd	3rd	4th	TOT
AST	15	4	16	8	43
BAY	30	28	27	26	111

Game 11: Louisiana Tech 67, A-State 54

Official Basketball Box Score - Final
Arkansas St. at Louisiana Tech
12/29/19 Thomas Assembly Center, Ruston, La
2019-20 Women's Basketball

Game Time: 8:00 PM
Game Duration: 1:54
Attendance: 1,173

Officials: Darren McClure, Travis Jones, Sarah Fleming

Arkansas St. - 54 Record: 3-8

NO.	Name		Min	FG M-A	3P M-A	FT M-A	Rebounds OR	DR	TOT	Fouls PF	FD	TP	AS	TO	ST	Blocks BS	BA	+/-
35	Peyton Martin	F	33:34	5-15	0-0	2-4	3	4	7	4	5	12	2	4	2	0	1	-6
00	Jada Ford	G	29:54	6-13	2-6	3-3	0	1	1	2	2	17	0	2	1	0	1	-7
1	Jireh Washington	G	34:40	5-12	1-3	2-5	0	4	4	3	4	13	3	4	6	0	1	-4
3	Morgan Wallace	G	28:16	0-5	0-1	4-4	3	3	6	5	2	4	2	4	3	0	0	0
5	Payton Tennison	G	19:53	1-4	1-4	0-0	0	1	1	2	0	3	1	1	3	1	0	5
2	Starr Taylor		18:09	2-5	0-1	0-0	1	1	2	1	1	4	1	3	0	0	0	-17
23	Trinitee Jackson		07:54	0-2	0-0	1-2	2	0	2	2	1	1	0	1	1	0	0	4
25	Kayla Williams		07:26	0-1	0-0	0-0	0	1	1	2	0	0	0	2	0	0	0	-17
21	Shameka Tubbs		04:15	0-0	0-0	0-0	1	0	1	1	0	0	0	1	0	1	0	-12
22	Maggie Mahan		10:02	0-1	0-0	0-0	0	1	1	2	1	0	0	1	0	0	0	-11
12	Johnna Jones		05:57	0-0	0-0	0-0	0	0	0	0	0	0	0	1	0	0	0	0
Team							3	4	7			0		0				
Totals				19-58	4-15	12-18	13	20	33	24	16	54	9	24	16	2	3	-13

Technical Fouls::NONE

Shooting By Period			
1st	FG%	8-17	47.1%
	3PT%	3-5	60.0%
	FT%	2-3	66.7%
2nd	FG%	0-13	0.0%
	3PT%	0-4	0.0%
	FT%	0-0	0%
3rd	FG%	8-18	44.4%
	3PT%	0-4	0.0%
	FT%	2-3	66.7%
4th	FG%	3-10	30.0%
	3PT%	1-2	50.0%
	FT%	8-12	66.7%
GM	FG%	19-58	32.8%
	3PT%	4-15	26.7%
	FT%	12-18	66.7%

Dead Ball Rebounds: 1, 0

Louisiana Tech - 67 Record: 8-3

NO.	Name		Min	FG M-A	3P M-A	FT M-A	Rebounds OR	DR	TOT	Fouls PF	FD	TP	AS	TO	ST	Blocks BS	BA	+/-
00	Meme Amand	F	29:40	3-9	0-0	2-2	1	10	11	3	2	8	0	1	1	0	1	13
21	Brianna Harris	F	07:22	0-1	0-0	2-2	1	1	2	1	2	0	1	0	0	0	0	-11
2	Keiunna Walker	G	27:23	2-9	0-3	6-9	2	3	5	2	10	10	2	4	1	0	1	11
10	Amber Dixon	G	28:57	4-6	0-0	4-5	1	1	2	3	3	12	3	6	2	1	0	19
22	Grayson Bright	G	01:18	0-0	0-0	0-0	0	1	1	0	0	0	0	0	0	0	0	-2
1	Raizel Guinto		30:23	5-9	4-7	2-2	1	5	6	1	2	16	4	5	3	0	0	3
4	Amber Hawkison		17:56	0-3	0-3	0-0	0	3	3	0	1	0	0	1	2	0	0	8
12	Daria McCutcheon		25:11	2-6	0-2	0-0	0	1	1	3	1	4	1	3	1	0	0	24
24	Lotte Sant		14:11	3-5	1-3	0-0	0	1	1	1	0	7	1	2	0	0	0	-6
44	Anna Larr Roberson		17:39	3-5	0-0	2-3	3	3	6	1	4	8	2	1	0	2	0	6
Team							4	2	6			0		1				
Totals				22-53	5-18	18-23	13	31	44	16	24	67	13	25	10	3	2	13

Technical Fouls::NONE

Shooting By Period			
1st	FG%	5-11	45.5%
	3PT%	1-3	33.3%
	FT%	0-0	0%
2nd	FG%	5-15	33.3%
	3PT%	3-9	33.3%
	FT%	10-13	76.9%
3rd	FG%	6-13	46.2%
	3PT%	1-4	25.0%
	FT%	5-5	100%
4th	FG%	6-14	42.9%
	3PT%	0-2	0.0%
	FT%	3-5	60%
GM	FG%	22-53	41.5%
	3PT%	5-18	27.8%
	FT%	18-23	78.3%

Dead Ball Rebounds: 3, 0

	Ark St	Tech
Biggest lead	14 (1st 2:41)	15 (3rd 9:29)
Best Scoring Run	10(1st 5:28)	25(3rd 9:29)
Lead Changes	1	
Times Tied	1	
Time with Lead	13:14	25:28

Points from	Ark St	Tech
Turnovers	34	26
Paint	28	26
Second Chance	9	18
Fast Breaks	25	14
Bench	5	35

Period by Period Scoring	1st	2nd	3rd	4th	TOT
Ark St	21	0	18	15	54
Tech	11	23	18	15	67

Game 12: UT Arlington 71, A-State 44

Official Basketball Box Score - Final
Arkansas St. at UT Arlington
01/03/20 College Park Center, Arlington, TX
2019-20 Women's Basketball

Game Time: 1:00 AM
Game Duration: 1:44
Attendance: 1,072

Officials: Eric Baker, Angel Stanton, Molly Caldwell

Arkansas St. - 44 Record: 3-9 (0-1)

NO.	Name		Min	FG M-A	3P M-A	FT M-A	Rebounds OR	DR	TOT	Fouls PF	FD	TP	AS	TO	ST	Blocks BS	BA	+/-
25	Kayla Williams	F	16:24	0-4	0-3	0-0	0	1	1	0	0	0	0	0	0	1	0	-21
35	Peyton Martin	F	33:00	4-8	0-0	5-7	2	1	3	2	5	13	1	2	2	0	1	-27
00	Jada Ford	G	32:11	5-11	3-6	1-1	0	2	2	2	1	14	0	1	0	0	0	-22
1	Jireh Washington	G	27:25	3-9	0-1	0-0	0	3	3	2	2	6	1	5	2	0	2	-22
3	Morgan Wallace	G	33:05	2-6	1-1	0-2	0	7	7	4	3	5	2	5	2	0	2	-19
2	Starr Taylor		05:29	0-1	0-1	0-0	0	0	0	0	1	0	1	0	0	0	0	-2
4	Mya Love		16:26	1-4	0-2	0-0	1	2	3	1	0	2	1	2	0	0	0	-9
22	Maggie Mahan		12:52	1-1	0-0	0-0	0	1	1	0	0	2	1	1	1	0	0	-3
23	Trinitee Jackson		15:18	0-6	0-0	2-4	2	5	7	1	3	2	0	5	2	0	2	-4
12	Johnna Jones		01:54	0-0	0-0	0-0	0	0	0	0	1	0	0	2	0	0	0	-2
21	Shameka Tubbs		05:56	0-0	0-0	0-0	0	1	1	0	0	0	0	0	0	1	0	-4
Team							2	3	5			0		0				
Totals				16-50	4-14	8-14	7	26	33	12	16	44	7	23	10	1	7	-27

Technical Fouls::NONE

Shooting By Period			
1st	FG%	1-13	7.7%
	3PT%	1-4	25.0%
	FT%	0-2	0%
2nd	FG%	7-12	58.3%
	3PT%	3-4	75.0%
	FT%	0-0	0%
3rd	FG%	5-12	41.7%
	3PT%	0-3	0.0%
	FT%	5-7	71.4%
4th	FG%	3-13	23.1%
	3PT%	0-3	0.0%
	FT%	3-5	60%
GM	FG%	16-50	32.0%
	3PT%	4-14	28.6%
	FT%	8-14	57.1%

Dead Ball Rebounds: 3, 0

UT Arlington - 71 Record: 7-6 (1-0)

NO.	Name		Min	FG M-A	3P M-A	FT M-A	Rebounds OR	DR	TOT	Fouls PF	FD	TP	AS	TO	ST	Blocks BS	BA	+/-
12	Marie Benson	F	25:45	6-8	0-1	0-1	2	1	3	1	3	12	2	2	2	0	0	19
41	Katie Ferrell	F	24:53	1-2	0-0	0-0	1	7	8	1	3	2	9	1	1	1	0	31
20	Claire Chastain	G	23:08	7-13	4-9	0-0	1	2	3	1	2	18	1	1	1	0	0	24
21	Terryn Milton	G	28:11	2-7	2-4	0-0	0	1	1	0	1	6	6	3	2	0	0	14
24	Aysia Evans	G	18:11	2-6	2-5	0-0	1	2	3	2	0	6	2	2	2	0	0	22
1	Katie Mayhue		09:35	1-8	0-7	2-2	1	1	2	2	1	4	0	1	0	0	0	0
3	Misty Dossey		18:28	6-6	0-0	0-0	1	2	3	4	0	12	1	2	1	3	0	-1
45	Emma Halverson		15:02	1-4	0-0	0-0	1	4	5	0	1	2	1	2	1	1	1	6
31	Bre Wickware		16:52	1-6	0-1	0-0	1	2	3	0	0	2	2	1	1	0	0	3
33	Barbara Benson		10:19	1-3	0-2	2-2	0	2	2	3	1	4	0	1	0	1	0	13
23	Camryn Hawkins		04:48	1-3	1-3	0-0	0	0	0	0	0	3	0	0	0	1	0	2
40	Michaela Wright		04:48	0-0	0-0	0-0	1	0	1	2	0	0	0	0	0	0	0	2
Team							2	6	8			0		2				
Totals				29-66	9-32	4-5	12	30	42	16	12	71	24	18	11	7	1	27

Technical Fouls::NONE

Shooting By Period			
1st	FG%	7-15	46.7%
	3PT%	2-7	28.6%
	FT%	0-0	0%
2nd	FG%	8-18	44.4%
	3PT%	2-8	25.0%
	FT%	0-0	0%
3rd	FG%	7-15	46.7%
	3PT%	3-8	37.5%
	FT%	2-2	100%
GM	FG%	29-66	43.9%
	3PT%	9-32	28.1%
	FT%	4-5	80.0%

Dead Ball Rebounds: 0, 0

	ASU	UTA
Biggest lead	0 (1st 10:00)	27 (4th 5:35)
Best Scoring Run	10(2nd 7:08)	14(3rd 9:36)
Lead Changes	0	
Times Tied	0	
Time with Lead	00:00	39:42

Points from	ASU	UTA
Turnovers	15	23
Paint	24	34
Second Chance	6	12
Fast Breaks	15	6
Bench	6	27

Period by Period Scoring	1st	2nd	3rd	4th	TOT
ASU	3	17	15	9	44
UTA	16	18	18	19	71

2019-20 BOX SCORES

Game 13: A-State 56, Texas State 53

Official Basketball Box Score - Final
Arkansas St. at Texas St.
01/04/20 Strahan Arena, San Marcos
2019-20 Women's Basketball

Game Time: 8:00 PM
Game Duration: 1:53
Attendance: 925

Officials: Katie Lukanich, Chaney Muench, Stephanie Barksdale

Arkansas St. - 56 Record: 4-9 (1-1)

NO.	Name		Min	FG M-A	3P M-A	FT M-A	Rebounds OR	DR	TOT	Fouls PF	FD	TP	AS	TO	ST	Blocks BS	BA	+/-
25	Kayla Williams	F	19:07	1-4	1-3	0-0	0	1	1	1	0	3	2	0	3	0	0	0
35	Peyton Martin	F	16:08	3-7	0-1	0-0	1	0	1	3	1	6	1	2	3	1	0	1
00	Jada Ford	G	31:19	2-13	2-11	1-2	0	1	1	2	1	7	2	0	3	0	0	0
1	Jireh Washington	G	40:00	4-13	0-2	8-9	0	6	6	4	5	16	0	5	2	0	0	3
3	Morgan Wallace	G	40:00	3-9	1-2	6-8	2	7	9	1	5	13	0	0	3	0	0	3
4	Mya Love		20:53	1-3	0-1	1-1	2	2	4	1	3	3	2	0	0	0	0	3
21	Shameka Tubbs		11:20	0-4	0-0	0-0	2	3	5	3	1	0	0	0	1	0	0	-1
22	Maggie Mahan		08:41	1-1	1-1	0-0	0	0	0	0	0	3	1	0	0	0	0	3
50	Madison Heckert		12:32	1-3	1-2	2-2	1	2	3	4	1	5	1	0	0	0	0	3
Team							1	4	5			0		2				
Totals				16-57	6-23	18-22	9	26	35	19	17	56	9	9	15	1	0	3

Technical Fouls::NONE

Shooting By Period		
1st FG%	4-15	26.7%
3PT%	2-8	25.0%
FT%	0-0	0%
2nd FG%	4-13	30.8%
3PT%	2-5	40.0%
FT%	3-4	75%
3rd FG%	4-16	25.0%
3PT%	2-6	33.3%
FT%	8-10	80%
4th FG%	4-13	30.8%
3PT%	0-4	0.0%
FT%	7-8	87.5%
GM FG%	16-57	28.1%
3PT%	6-23	26.1%
FT%	18-22	81.8%

Dead Ball Rebounds: 2, 1

Texas St. - 53 Record: 7-6 (0-2)

NO.	Name		Min	FG M-A	3P M-A	FT M-A	Rebounds OR	DR	TOT	Fouls PF	FD	TP	AS	TO	ST	Blocks BS	BA	+/-
32	Da'Nasia Hood	F	32:19	5-12	3-7	1-2	2	4	6	4	3	14	0	2	0	0	0	-7
55	Jaeda Reed	C	12:55	1-2	0-0	1-2	0	1	1	2	2	3	0	2	0	0	0	8
1	Avionne Alexander	G	32:32	6-8	0-0	1-2	1	4	5	4	3	13	4	1	1	0	0	4
24	Brooke Holle	G	36:28	1-10	1-2	2-2	0	8	8	2	1	5	3	3	2	0	1	-5
33	Bailey Holle	G	40:00	3-7	3-7	0-0	0	7	7	2	5	9	4	2	1	0	0	-3
23	Lillie Moore		06:48	0-1	0-0	0-0	1	1	2	1	0	0	0	1	0	0	0	-3
00	Jayla Johnson		21:41	3-9	0-0	1-4	2	2	4	1	4	7	2	3	0	0	0	-6
13	Keslyn King		08:26	0-2	0-1	0-0	2	1	3	1	0	0	0	3	0	0	0	3
15	Ja'Kayla Bowie		02:34	0-0	0-0	0-0	0	1	1	0	0	0	0	1	0	0	0	-8
20	Chelsea Johnson		06:17	0-2	0-0	2-2	1	2	3	0	1	2	1	1	0	0	0	2
Team							2	1	3			0		0				
Totals				19-53	7-17	8-14	11	32	43	17	19	53	14	19	4	0	1	-3

Technical Fouls::NONE

Shooting By Period		
1st FG%	5-13	38.5%
3PT%	1-4	25.0%
FT%	0-2	0%
2nd FG%	2-15	13.3%
3PT%	1-4	25.0%
FT%	5-6	83.3%
3rd FG%	7-10	70.0%
3PT%	3-4	75.0%
FT%	2-5	40%
4th FG%	5-15	33.3%
3PT%	2-5	40.0%
FT%	1-1	100%
GM FG%	19-53	35.8%
3PT%	7-17	41.2%
FT%	8-14	57.1%

Dead Ball Rebounds: 2, 2

	ASU	TXST
Biggest lead	7 (2nd 3:48)	4 (3rd 8:56)
Best Scoring Run	8(2nd 4:59)	11(3rd 8:56)
Lead Changes	9	
Times Tied	7	
Time with Lead	26:01	10:20

Points from	ASU	TXST
Turnovers	22	5
Paint	16	12
Second Chance	11	3
Fast Breaks	8	5
Bench	11	9

Period by Period Scoring	1st	2nd	3rd	4th	TOT
ASU	10	13	18	15	56
TXST	11	10	19	13	53

Game 14: A-State 70, Georgia State 68 (OT)

Official Basketball Box Score - Final
Georgia St. at Arkansas St.
01/10/20 First National Bank Arena, Jonesboro, Ark.
2019-20 Women's Basketball

Game Time: 1:00 AM
Game Duration: 2:18
Attendance: 613

Officials: Marty Cook, Kristen Bell, Marcus Clayton

Georgia St. - 68 Record: 4-10 (1-2)

NO.	Name		Min	FG M-A	3P M-A	FT M-A	Rebounds OR	DR	TOT	Fouls PF	FD	TP	AS	TO	ST	Blocks BS	BA	+/-
11	Taylor Hosendove	F	29:10	2-4	0-0	4-6	3	5	8	3	5	8	3	5	1	0	0	-5
30	Shaquanda Miller-McCray	C	34:08	2-3	0-0	2-4	5	5	10	4	3	6	2	2	3	5	0	2
10	Kamryn Dziak	G	22:38	1-4	1-3	2-3	0	1	1	3	1	5	1	1	0	0	0	9
13	Jada Lewis	G	38:07	7-13	6-10	2-3	0	4	4	1	2	22	3	2	0	1	0	-5
32	Taylor Henderson	G	33:37	6-11	0-1	1-2	1	4	5	3	1	13	3	4	0	0	0	-9
00	Allison Johnson		32:44	1-8	0-2	0-0	3	9	12	5	3	2	3	3	1	1	1	-11
14	Ashley Foster		16:20	2-10	1-5	3-3	0	3	3	3	4	8	0	3	1	0	1	7
12	Tehya Lyons		12:31	1-5	0-1	2-2	1	2	3	1	1	4	1	1	0	0	0	3
2	Kennedy Powell		00:42	0-0	0-0	0-0	0	0	0	0	0	0	0	0	0	0	0	2
4	Joelle Johnson		01:26	0-0	0-0	0-0	0	1	1	1	0	0	0	0	0	0	0	2
1	Moriah Taylor		03:37	0-0	0-0	0-0	0	0	0	0	0	0	0	0	1	0	0	-5
Team							1	3	4			0		1				
Totals				22-58	8-22	16-23	14	37	51	24	20	68	16	23	6	7	2	-2

Technical Fouls::NONE

Shooting By Period		
1st FG%	7-14	50.0%
3PT%	3-8	37.5%
FT%	5-5	100%
2nd FG%	5-12	41.7%
3PT%	1-4	25.0%
FT%	4-6	66.7%
3rd FG%	5-16	31.3%
3PT%	2-5	40.0%
FT%	0-0	0%
4th FG%	4-11	36.4%
3PT%	1-2	50.0%
FT%	6-8	75%
:OT FG%	1-5	20.0%
3PT%	1-3	33.3%
FT%	1-4	25%
GM FG%	22-58	37.9%
3PT%	8-22	36.4%
FT%	16-23	69.6%

Dead Ball Rebounds: 4, 0

Arkansas St. - 70 Record: 5-9 (2-1)

NO.	Name		Min	FG M-A	3P M-A	FT M-A	Rebounds OR	DR	TOT	Fouls PF	FD	TP	AS	TO	ST	Blocks BS	BA	+/-
25	Kayla Williams	F	12:18	0-0	0-0	0-0	0	1	1	1	0	0	0	1	0	1	0	-7
35	Peyton Martin	F	23:09	5-11	0-0	4-6	5	2	7	5	3	14	0	0	1	0	1	-3
0	Jada Ford	G	33:34	6-20	4-15	0-0	0	1	1	2	0	16	0	3	1	0	0	4
1	Jireh Washington	G	40:21	5-17	2-3	3-5	2	8	10	2	6	15	6	1	4	0	1	2
3	Morgan Wallace	G	45:00	5-10	0-0	11-12	4	7	11	3	11	21	4	1	2	1	2	2
5	Payton Tennison		14:49	0-5	0-4	0-0	0	1	1	1	0	0	3	0	1	0	1	2
21	Shameka Tubbs		18:07	1-3	0-0	0-2	0	4	4	2	2	2	1	1	2	0	0	7
4	Mya Love		27:32	1-2	0-0	0-0	2	1	3	4	1	2	1	0	2	0	1	4
2	Starr Taylor		04:39	0-1	0-0	0-0	0	0	0	0	0	0	0	0	0	0	1	0
23	Trinitee Jackson		01:17	0-0	0-0	0-0	0	0	0	0	0	0	0	0	0	0	0	-3
50	Madison Heckert		02:27	0-1	0-0	0-0	0	0	0	0	1	0	0	0	0	0	0	1
22	Maggie Mahan		01:47	0-0	0-0	0-0	0	0	0	0	0	0	0	0	1	0	0	1
Team							0	0	0			0		0				
Totals				23-70	6-22	18-25	13	25	38	20	24	70	15	7	14	2	7	2

Technical Fouls::NONE

Shooting By Period		
1st FG%	3-16	18.8%
3PT%	1-5	20.0%
FT%	2-4	50%
2nd FG%	5-11	45.5%
3PT%	2-4	50.0%
FT%	6-7	85.7%
3rd FG%	3-17	17.6%
3PT%	0-6	0.0%
FT%	6-10	60%
4th FG%	10-18	55.6%
3PT%	3-7	42.9%
FT%	2-2	100%
:OT FG%	2-8	25.0%
3PT%	0-0	0.0%
FT%	2-2	100%
GM FG%	23-70	32.9%
3PT%	6-22	27.3%
FT%	18-25	72.0%

Dead Ball Rebounds: 4, 0

	GSU	ASU
Biggest lead	15 (2nd 8:46)	4 (1st OT 3:31)
Best Scoring Run	7(1st 1:42)	9(1st OT 3:31)
Lead Changes	5	
Times Tied	3	
Time with Lead	37:19	04:31

Points from	GSU	ASU
Turnovers	2	23
Paint	12	34
Second Chance	9	11
Fast Breaks	4	15
Bench	14	4

Period by Period Scoring	1st	2nd	3rd	4th	OT1	TOT
GSU	22	15	12	15	4	68
ASU	9	18	12	25	6	70

Game 15: A-State 69, Georgia Southern 62

Official Basketball Box Score - Final
Georgia Southern at Arkansas State
01/11/20 First National Bank Arena, Jonesboro, Ark.
2019-20 Women's Basketball

Game Time: 7:00 PM
Game Duration: 1:52
Attendance: 718

Officials: Troy Winders, Meadow Overstreet, Deanna Jackson

Georgia Southern - 62 Record: 5-10 (2-2)

NO.	Name		Min	FG M-A	3P M-A	FT M-A	Rebounds OR	DR	TOT	Fouls PF	FD	TP	AS	TO	ST	Blocks BS	BA	+/-
5	Tsubasa Nisbet	F	20:53	4-12	0-3	0-0	6	5	11	1	1	8	2	2	1	0	0	-15
33	Victoria Stavropoulos	F	10:09	2-3	1-2	0-0	1	1	2	0	0	5	1	0	0	0	0	-15
1	Jordan Strange	G	11:40	0-2	0-1	0-0	0	1	1	3	1	0	0	2	0	0	0	-4
10	Mya Burns	G	17:44	1-5	1-2	0-0	3	0	3	1	1	3	1	0	0	0	0	3
12	Jaiden Hamilton	G	32:44	4-9	2-7	0-0	4	3	7	2	1	10	1	3	0	0	0	-12
4	Alexis Brown		13:21	2-5	1-3	2-2	0	1	1	1	3	7	3	2	1	0	0	1
15	Amira Atwater		12:30	1-3	0-1	0-0	1	1	2	0	0	2	0	3	0	0	0	-4
25	Nikki McDonald		16:17	0-2	0-1	1-2	0	2	2	2	1	1	0	4	0	0	0	2
32	Hailey Dias-Allen		07:32	2-5	0-0	0-0	1	3	4	1	1	4	0	1	0	0	0	-2
23	Tatum Barber		29:44	8-15	2-6	2-3	3	7	10	1	4	20	2	1	2	1	0	-2
42	Sarah Moore		11:47	0-5	0-0	0-0	1	4	5	1	1	0	2	2	0	1	0	6
13	Nakol Franks		06:18	0-3	0-1	0-0	1	0	1	0	0	0	0	0	0	0	1	0
44	La'Tia Fils-Aime'		09:21	1-1	0-0	0-0	1	2	3	4	1	2	2	1	2	0	0	7
Team							0	0	0			0		1				
Totals				25-70	7-27	5-7	22	30	52	17	15	62	14	22	6	2	1	-7

Technical Fouls::NONE

Shooting By Period		
1st FG%	7-16	43.8%
3PT%	2-8	25.0%
FT%	0-0	0%
2nd FG%	8-20	40.0%
3PT%	5-12	41.7%
FT%	2-2	100%
3rd FG%	4-17	23.5%
3PT%	0-3	0.0%
FT%	0-0	0%
4th FG%	6-17	35.3%
3PT%	0-4	0.0%
FT%	3-5	60%
GM FG%	25-70	35.7%
3PT%	7-27	25.9%
FT%	5-7	71.4%

Dead Ball Rebounds: 0, 0

Arkansas State - 69 Record: 6-9 (3-1)

NO.	Name		Min	FG M-A	3P M-A	FT M-A	Rebounds OR	DR	TOT	Fouls PF	FD	TP	AS	TO	ST	Blocks BS	BA	+/-
25	Kayla Williams	F	12:53	1-4	1-3	0-0	0	2	2	0	0	3	2	0	0	0	0	3
35	Peyton Martin	F	33:28	6-7	0-0	5-7	0	3	3	1	5	17	0	1	2	0	0	7
0	Jada Ford	G	36:10	1-14	1-12	4-4	0	5	5	0	2	7	4	1	1	0	1	8
1	Jireh Washington	G	33:34	5-12	0-1	5-5	1	4	5	3	3	15	6	3	1	0	1	7
3	Morgan Wallace	G	33:47	6-8	1-1	2-5	0	7	7	4	4	15	3	1	1	0	0	11
5	Payton Tennison		14:42	2-3	2-3	0-0	0	1	1	0	0	6	0	1	0	1	0	-5
2	Starr Taylor		22:49	1-2	0-1	0-0	1	1	2	2	1	2	2	2	0	0	0	5
4	Mya Love		06:05	0-0	0-0	0-0	0	0	0	3	0	0	1	3	1	0	0	-1
21	Shameka Tubbs		01:29	0-0	0-0	0-0	1	0	1	2	1	0	0	1	0	0	0	3
50	Madison Heckert		02:06	1-2	0-0	0-0	0	0	0	0	0	2	0	1	0	0	0	-1
23	Trinitee Jackson		02:57	1-1	0-0	0-1	0	2	2	0	1	2	0	0	0	0	0	-2
Team							0	0	0			0		0				
Totals				24-53	5-21	16-22	3	25	28	15	17	69	18	14	6	1	2	7

Technical Fouls::NONE

Shooting By Period		
1st FG%	6-14	42.9%
3PT%	4-10	40.0%
FT%	1-2	50%
2nd FG%	8-12	66.7%
3PT%	1-3	33.3%
FT%	1-4	25%
3rd FG%	6-17	35.3%
3PT%	0-5	0.0%
FT%	1-1	100%
4th FG%	4-10	40.0%
3PT%	0-3	0.0%
FT%	13-15	86.7%
GM FG%	24-53	45.3%
3PT%	5-21	23.8%
FT%	16-22	72.7%

Dead Ball Rebounds: 2, 0

	GASO	ASU
Biggest lead	7 (1st 7:59)	7 (3rd 7:13)
Best Scoring Run	10(2nd 3:37)	11(3rd 7:13)
Lead Changes	9	
Times Tied	7	
Time with Lead	10:00	26:10

Points from	GASO	ASU
Turnovers	15	15
Paint	32	32
Second Chance	24	6
Fast Breaks	11	8
Bench	36	12

Period by Period Scoring	1st	2nd	3rd	4th	TOT
GASO	16	23	8	15	62
ASU	17	18	13	21	69

Game 16: A-State vs. Appalachian State

0 JADA FORD

Sr. | G | 5-9 | Muskogee, Okla. (Muskogee HS)

	GP/GS	PPG	RPG	APG	FG%	FT%	3FG%
19-20	15/11	9.1	1.4	0.7	.301	.895	.305
Career	89/35	9.1	1.5	0.8	.342	.738	.341

Career Highs Pts: 30 **Reb:** 7 **Asst:** 4 **Stl:** 5 **3FG:** 6

- ***Has made at least one three in 11 straight games***
- ***Tied for 5th all-time in made three-pointers in program history (159)***
- Team leader in career 20-point games (10)
- Lone Red Wolf on the roster to score 30 points in a game

1 JIREH WASHINGTON

So. | G | 5-8 | Memphis, Tenn. (Central HS)

	GP/GS	PPG	RPG	APG	SPG	FG%	FT%
19-20	15/15	12.6	4.9	3.5	1.7	.429	.682
Career	45/41	11.2	4.4	3.3	1.5	.447	.656

Career Highs Pts: 24 **Reb:** 10 **Asst:** 8 **Stl:** 6 **FG:** 10

- ***Scored 10+ in 9 of last 11 games***
- Matched her career high with 24 points at Tulsa (11/9)
- Career-high 7 assists vs. Central Baptist (11/6)
- Scored 24 points at Tulsa (11/9), matching her career high.
- ***Double-double vs. Georgia State (15 pts, 10 rebs)***



2 STARR TAYLOR

Sr. | G | 5-6 | Jonesboro, Ark. (Jonesboro HS)

	GP/GS	PPG	RPG	APG	SPG	FG%	FT%
19-20	13/0	1.6	2.0	1.6	0.5	.308	1.000
Career	105/48	4.8	2.3	1.8	0.8	.373	.669

Career Highs Pts: 20 **Reb:** 8 **Asst:** 7 **Stl:** 4 **FG:** 7

- ***Team leader in games played (105), appearing in all but two games over the last three-plus seasons for Arkansas State.***
- Scored 5 points in reserve action at Tulsa (11/9), tallying a three-pointer



3 MORGAN WALLACE

Jr. | G | 5-10 | Little Rock, Ark. (Pulaski Academy)

	GP/GS	PPG	RPG	APG	SPG	FG%	FT%
19-20	15/15	10.1	8.1	2.1	2.1	.380	.658
Career	61/47	8.0	5.4	1.9	1.3	.382	.639

Career Highs Pts: 21 **Reb:** 15 **Asst:** 5 **Stl:** 4 **FG:** 7

- ***Team minutes leader (34.1/game) who hustles after every ball***
- ***Top rebounder on the team, among the best in the SBC***
- ***Maggie Dixon Classic All-Tournament Team***
- 15 rebounds in season opener vs. CBC (11/6)
- ***Double-double vs. Georgia State (21 pts, 11 rebs)***



4 MYA LOVE

Fr. | G | 5-8 | Jonesboro, Ark. (Nettleton HS)

	GP/GS	PPG	RPG	APG	FG%	FT%	3FG%
19-20	11/0	1.5	1.7	0.6	.333	.500	.000
Career	11/0	1.5	1.7	0.6	.333	.500	.000

Career Highs Pts: 5 **Reb:** 4 **Asst:** 2 **Stl:** 3 **FG:** 2

- ***Lone freshman on the team after a standout prep career at Jonesboro's Nettleton HS***
- Scored her first collegiate point at DePaul on 11/22
- Grabbed 4 rebounds at Texas State (1/4)
- Scored 3 points at San Diego State (11/30)
- 5 points at Memphis (12/14)



5 PAYTON TENNISON

Sr. | G/F | 5-11 | Valley Springs, Ark. (Valley Springs HS)

	GP/GS	PPG	RPG	APG	FG%	FT%	3FG%
19-20	13/7	7.0	1.8	1.2	.403	.833	.387
Career	98/39	5.3	1.4	1.4	.379	.769	.338

Career Highs Pts: 26 **Reb:** 6 **Asst:** 7 **Stl:** 3 **3FG:** 8

- ***Sharp-shooting lefty who can be lethal from three-point range; one of the top 3-point shooters in the Sun Belt Conference***
- Started the first 6 games of the season
- Drilled 8 threes in a 26-point career-best night in the opener vs. CBC (11/6)
- Went 5-of-5 from the field (4-of-4 from three) for 14 points off the bench at San Diego State.



10 JADA STINSON

Jr. | G | 5-8 | Fayetteville, N.C. (Elizabethtown HS/Memphis)

	GP/GS	PPG	RPG	APG	SPG	FG%	FT%
18-19*	30/16	5.8	1.9	1.6	0.6	.310	.533
Career*	58/30	6.3	2.1	4.0	0.7	.330	.583

Career Highs Pts: 17 **Reb:** 6 **Asst:** 7 **Stl:** 3 **FG:** 7

- Redshirting the 2019-20 season after transferring from Memphis.



12 JOHNNA JONES

Jr. | G | 5-5 | Memphis, Tenn. (Munford HS/Jackson State CC)

	GP/GS	PPG	RPG	APG	FG%	FT%	3FG%
19-20	5/0	1.2	0.4	0.4	.333	1.000	.000
Career	5/0	1.2	0.4	0.4	.333	1.000	.000

Career Highs Pts: 2 **Reb:** 1 **Asst:** 1 **Stl:** 2 **FG:** 1

- Averaged 10.2 points as a sophomore at Jackson State CC in Tennessee, earning second-team all-conference honors.
- Scored over 1,000 points in her high school career
- Made her A-State debut at Murray State (11/26), scoring 2 points



13 TALIA ROLDAN

Jr. | F | 6-4 | Merrillville, Ind. (Andrean HS/UAB)

	GP/GS	PPG	RPG	BPG	SPG	FG%	FT%
18-19	19/0	1.1	1.0	0.2	0.1	.190	.722
Career	35/0	1.5	1.0	0.2	0.1	.357	.697

Career Highs Pts: 6 **Reb:** 4 **Blk:** 2 **Stl:** 2 **FG:** 3

- Redshirting the 2019-20 season after transferring from UAB.

14 HAILEE ERICKSON

Jr. | G | 5-5 | Alton, Mo. (Alton HS/Three Rivers College)

	GP/GS	PPG	RPG	APG	FG%	FT%	3FG%
19-20	8/0	1.5	0.5	0.6	.190	-	.200
Career	8/0	1.5	0.5	0.6	.190	-	.200

Career Highs Pts: 6 **Reb:** 2 **Asst:** 2 **Stl:** - **3FG:** 2

- Third-Team NJCAA All-American after leading Three Rivers College in scoring (14.3 ppg)
- Finished her JUCO career third all-time in school history for three-pointers made (159).
- Career-high 6 points on a pair of threes at DePaul (11/22)

21 SHAMEKA TUBBS

RJr. | F | 6-0 | Tuscaloosa, Ala. (Northridge HS/Labette CC)

	GP/GS	PPG	RPG	BPG	SPG	FG%	FT%
19-20	15/5	1.5	2.7	0.5	0.5	.400	.375
Career	15/5	1.5	2.7	0.5	0.5	.400	.375

Career Highs Pts: 6 **Reb:** 5 **Blk:** 2 **Stl:** 2 **FG:** 3

- Redshirted her first season at Arkansas State after a standout career at Labette (Kansas) CC
- Drew her first career start in her debut vs. CBC on 11/6
- Season-high 5 rebounds at Tulsa (11/9)
- Career-high 6 points vs. North Carolina A&T (11/23)



22 MAGGIE MAHAN

Jr. | G | 5-9 | Center Ridge, Ark. (Nemo Vista HS)

	GP/GS	PPG	RPG	APG	SPG	FG%	FT%
19-20	11/3	1.5	0.8	1.1	0.4	.364	.875
Career	35/3	0.9	0.7	0.6	0.2	.273	.833

Career Highs Pts: 4 **Reb:** 3 **Asst:** 3 **Stl:** 2 **FG:** 2

- Played for the first time in 2019 vs. SEMO (11/13).
- Matched her career high with 4 points (a three-pointer, 1 FT) at Murray State (11/26)
- Drew her first career start at San Diego State (11/30).
- Drilled a three at Texas State (1/4)

23 TRINITEE JACKSON

So. | F | 6-3 | Hopkinsville, Ky. (Christian County HS)

	GP/GS	PPG	RPG	SPG	BPG	FG%	FT%
19-20	14/0	3.4	4.0	0.4	0.1	.308	.485
Career	44/0	3.8	3.2	0.3	0.1	.396	.505

Career Highs Pts: 12 **Reb:** 17 **Stl:** 2 **Blk:** 1 **FG:** 4

- Played in all 30 games as a rookie, totaling 296 minutes played.
- Recorded her first career double-double in 13 minutes of reserve action, totaling 11 minutes and a game-high 17 rebounds vs. CBC on 11/6



25 KAYLA WILLIAMS

RJr. | F | 6-1 | Memphis, Tenn. (Overton HS/Wichita State)

	GP/GS	PPG	RPG	BPG	FG%	FT%	3FG%
19-20	15/6	2.7	2.1	0.3	.246	.500	.273
Career	51/23	3.5	1.2	0.2	.326	.700	.336

Career Highs Pts: 17 **Reb:** 5 **Asst:** 2 **Stl:** 3 **3FG:** 4

- ***Has one of the highest basketball IQs on the team***
- Made seven appearances (two starts) in her first year in 2018-19 after redshirting due to NCAA transfer rules.
- Drew a starting nod vs. North Carolina A&T (11/23)
- Scored a season-high 13 points at Memphis (12/14)

35 PEYTON MARTIN

Jr. | F | 5-11 | Pine Bluff, Ark. (Watson Chapel HS)

	GP/GS	PPG	RPG	APG	SPG	FG%	FT%
19-20	14/13	13.3	5.5	0.8	1.5	.476	.570
Career	62/45	11.4	5.5	0.6	1.0	.441	.641

Career Highs Pts: 27 **Reb:** 14 **Asst:** 4 **Stl:** 5 **FG:** 11

- ***Preseason All-Sun Belt Conference (Third Team)***
- ***2018-19 Third Team All-SBC***
- Team leader in double-figure scoring games (37).
- Tallied a double double (18 pts., career-high 14 rebounds) at Tulsa (11/9)
- Season-high 23 points at Murray State (11/26)



50 MADISON HECKERT

Sr. | F | 6-4 | Atwood, Tenn. (West Carroll HS)

	GP/GS	PPG	RPG	APG	BPG	FG%	FT%
19-20	8/0	0.9	1.0	0.3	0.1	.222	1.000
Career	86/8	3.2	2.2	0.4	0.4	.447	.673

Career Highs Pts: 17 **Reb:** 8 **Asst:** 4 **Blk:** 4 **FG:** 7

- ***Scored 5 points at Texas State (1/4)***
- Played 17 minutes in her first appearance of the season at Tulsa (11/9).