



ARKANSAS STATE BASKETBALL

Basketball Contact: Mark Taylor [martaylor@astate.edu] | W: 870-972-3547 | C: 870-219-5705 | @ASStateMB | #WolvesUp

SCHEDULE/RESULTS

SBC: 4-3 | Non-Conference: 8-3
Home: 9-3 | Away: 3-3 | Neutral: 0-0

OCTOBER

Wed. 30 Harding (Exh.) 80-54, W

NOVEMBER

Wed. 6 Arkansas-Monticello 65-49, W
Fri. 8 at Ole Miss 43-71, L

Red Wolves Classic (Jonesboro, Ark.)

Thu. 14 VMI E+ 71-56, W
Fri. 15 UC Davis 80-67, W
Sun. 17 Idaho E+ 82-68, W

Wed. 20 at Colorado State 80-78, W
Sat. 30 Stephen F. Austin 57-76, L

DECEMBER

Tue. 3 Omaha E+ 78-73, W
Sat. 7 at Tulsa 66-63, W
Wed. 11 at Missouri State E+ 53-75, L
Wed. 18 Louisiana* E+ 79-67, W
Sat. 21 at ULM* E+ 62-59, W
Sat. 28 Freed-Hardeman 84-73, W

JANUARY

Thu. 2 UT Arlington* E+ 52-73, L
Sat. 4 Texas State* E+ 67-70, L
Mon. 6 Georgia State* E+ 90-87, W
Thu. 9 at South Alabama* E+ 59-75, L
Sat. 11 Troy* E+ 76-68^{OT}, W
Thu. 16 at Appalachian State* E+ 6:00 PM
Sat. 18 at Coastal Carolina* E+ 1:00 PM
Thu. 23 South Alabama* E+ 7:00 PM
Sat. 25 at Troy* E+ 4:15 PM
Thu. 30 Appalachian State* E+ 7:00 PM

FEBRUARY

Sat. 1 Coastal Carolina* E+ 4:00 PM
Sat. 8 at Little Rock* E+ 2:00 PM
Thu. 13 at UT Arlington* E+ 7:00 PM
Sat. 15 at Texas State* E+ 2:00 PM
Wed. 19 ULM* E+ 7:00 PM
Sat. 22 Little Rock* E+ 4:00 PM
Wed. 26 at Louisiana* E+ 7:00 PM

MARCH

Tue. 3 at Georgia Southern* E+ 6:00 PM

* - Sun Belt Conference Game

All game times listed in Central Standard Time (CST)

IN THESE NOTES

Radio/TV Roster.....	2
Roster & Quick Facts.....	3
Series History.....	4
Current Notes.....	4-5
Sun Belt Update.....	6
Statistical Trends.....	7
The Last Time.....	8-9
Game-By-Game Stats.....	10
Miscellaneous Stats.....	11
Player Pages.....	12-17
Box Scores.....	18-19
Game Highs/Lows.....	20
Career Stats vs Opponent.....	21
Season Stats.....	22
Conference Only Stats.....	23
Season/Career Stats.....	24

ARKANSAS STATE at APPALACHIAN STATE
Boone, N.C. • Holmes Convocation Center
Thursday, January 16 • 6:00 PM (CT)

GAME
19

TV ESPN+
107.9 KFIN
AStateStats.com

RED WOLVES

12-6 OVERALL 4-3 SUN BELT

Head Coach..... Mike Balado
Career Record/Yrs 35-46/3
A-State Record/Yrs Same
vs. Appalachian State..... 3-0



-VS-



MOUNTAINEERS

9-9 OVERALL 3-4 SUN BELT

Head Coach.....Dustin Kerns
Career Record/Yrs 40-46/3
APP Record/Yrs 9-9/1
vs. A-State.....0-0

Category	Overall	SBC	NCAA Rank
Scoring Off.	69.1	69.3	238
Scoring Def.	69.3	71.3	195
FG%	.440	.417	159
FG % Def.	.466	.465	321
3-PT %	.342	.314	133
3-PT % Def.	.348	.336	272
FT %	.706	.716	163
Reb./Game	32.1	32.9	328
Reb. Margin	-0.7	-0.6	229
TO Margin	+1.7	+1.7	91
Asts/Game	14.2	13.1	116
TO/Game	13.3	13.0	152
Stls/Game	7.8	8.3	74
Blks/Game	3.0	3.4	195

NCAA Rank as of Jan. 13

THE SERIES

A-State leads 6-5

In Jonesboro 4-2
In Boone 2-3
Neutral Sites 0-0
Trend A-State, W4
Last Game..... January 24, 2019
...at A-State 82, Appalachian State 81 (OT)
More series information on page 4

FOLLOW THE RED WOLVES

Online..... AStateRedWolves.com
Twitter..... @ASStateMB
Facebook..... /ASStateMB
Instagram..... @ASStateMB

Category	Overall	SBC	NCAA Rank
Scoring Off.	67.9	67.3	264
Scoring Def.	65.9	72.3	99
FG%	.430	.437	218
FG % Def.	.406	.427	93
3-PT %	.301	.302	301
3-PT % Def.	.319	.352	140
FT %	.643	.671	320
Reb./Game	36.9	35.7	145
Reb. Margin	+0.8	+1.1	178
TO Margin	+0.8	-3.3	159
Asts/Game	11.6	11.6	292
TO/Game	14.1	15.3	218
Stls/Game	7.6	6.7	93
Blks/Game	2.7	2.9	246

NCAA Rank as of Jan. 13

STORYLINES

The 2019-20 campaign marks the program's 92nd season with the Red Wolves amassing a 1,219-1,173 all-time record (.509) dating back to the inaugural 1926-27 season ... Eight players have combined for 58 double-figure scoring output games, 20 of which have been by a player coming off the bench ... A-State is 9-0 this season and is 31-4 under head coach Mike Balado, when scoring 65 points before its opponent ... Caleb Fields is the only Division I freshman (as of Jan. 13) to average at least 11.0 points (11.6), 3.0 rebounds (3.4), 3.0 assists (3.6) per game and fewer than 2.0 (1.9) turnovers per game (26 players, regardless of classification, average those numbers this season) ... A-State is 12-1 when shooting 40 percent or better and 11-1 when scoring 65 or more points this season ... A-State has 10 games with 14 or more assists this season after having seven such games last season over 31 games played ... Graduate transfer Jerry Johnson Jr. needs six points for 1,000 in his career spent at Fairfield, Chattanooga and Arkansas State ... A-State has been outscored 619-552 in the first half this season (-3.7 PPG) and has been outscored 258-211 (6.7 PPG) in the first half of league games.

ARKANSAS STATE PROJECTED LINEUP



0 CALEB FIELDS

FR | G | 6-0 | 185 | Lewisburg, Tenn.

PPG	RPG	APG	MPG
11.6	3.4	3.7	31.0

> Only Division I freshmen averaging at least 11.0 points, 3.0 rebounds, 3.0 assists and fewer than 2.0 turnovers per game
> Ranks top-40 nationally in free throws made (38th | 76) and free throw attempts (13th | 111)
> Double figures in 10 of 17 games

LAST GAME: 17 PTS, 5 REB, 5 AST, 2 STL, 4-9 FG, 3-5 3FG, 6-10 FT



4 J.J. MATTHEWS

rJR | F | 6-9 | 235 | Richmond, Va.

PPG	RPG	APG	MPG
9.3	4.4	1.5	22.6

> 18 points vs Georgia State were his most in an SBC outing
> Dished out career best seven assists against Idaho
> Second on team with 13 blocks, 6 of which have come in SBC play
> Only player to start every game

LAST GAME: 4 PTS, 2 REB, 0 AST, 0 BLK, 0 STL, 2-4 FG, 0-2 FT



11 MELO EGGLESTON

rSO | G | 6-8 | 200 | Suitland, Md.

PPG	RPG	APG	MPG
10.4	5.6	0.9	20.5

> Made first career start vs. Georgia State
> Has two double-doubles on season (vs Georgia State / vs Troy)
> Became eligible on Dec. 18 against Louisiana due to NCAA transfer rules.

LAST GAME: 12 PTS, 10 REB, 1 AST, 2 STL, 4-9 FG, 1-2 3FG, 3-4 FT



12 CANBERK KUS

SR | G | 6-6 | 205 | Istanbul, Turkey

PPG	RPG	APG	MPG
11.3	4.9	1.8	26.6

> Posted 1st career double-double with 13 pts and 12 rebs vs Idaho
> Career high 18 pts against VMI
> Reached double figures in 12 of 18 games

LAST GAME: 10 PTS, 6 REB, 1 AST, 2 STL, 2-4 FG, 0-1 3FG, 6-8 FT



23 MARQUIS EATON

JR | G | 6-2 | 195 | Helena, Ark.

PPG	RPG	APG	MPG
11.1	3.4	2.6	31.2

> Season high 24 points in win over Louisiana
> Back-to-back 20-point games at South Alabama (20) and vs. Troy (24)
> Tied career high with 9 rebounds against Louisiana
> Career-high five steals vs Troy

LAST GAME: 24 PTS, 2 REB, 5 AST, 5 STL, 8-17 FG, 3-6 3FG, 5-6 FT

Lineup based on last game



RED WOLVES AT A GLANCE

RECORD
12-6

SUN BELT RECORD
4-3

LAST GAME
76-68^{OT}, W
vs Troy

Head Coach



Mike Balado

Assistant Coach



Rick Cabrera

Assistant Coach



Casey Stanley

Assistant Coach



Mike Scutero

BY THE NUMBERS

PPG	69.1
Scoring Margin	-0.2
FG%	.440
3-PT FG%	.342
FT%	.706
APG	14.2
A/TO	1.1
Reb. Margin	-0.7
TO Margin	+1.7
SPG	7.8
BPG	3.0

SBC STAT RANKS

Scoring Off	9 / 7
Scoring Def	6 / 8
FG%	6 / 9
FG% Def	12 / 12
3-PT %	5 / 7
3-PT % Def	9 / 6
FT%	6 / 7
Rebs/Game	12 / 9
Reb. Margin	6 / 6
TO Margin	5 / 5
Asts/Game	3 / 7

All Games / SBC Only

0



CALEB FIELDS

PPG	RPG	APG	FG%	MPG
11.6	3.4	3.7	.424	31.0
10.9	3.6	4.3	.391	32.1

G | Fr. | 6-0 | 190 | Lewsiburg, Tenn. | Aspire Academy

Points:	22 at Colorado State 11-20-19
Rebounds:	7 vs SFA 11-30-19
Assists:	8 vs Georgia State 1-6-20
Career vs APP:	N/A

Blocks:	1 at ULM 12-21-19
Steals:	2, 7x, vs Troy 1-11-20
Minutes:	38, 2x, at Tulsa 12-7-19

1



JERRY JOHNSON JR.

PPG	RPG	APG	FG%	MPG
8.2	1.7	1.5	.364	21.5
7.3	1.7	1.4	.265	22.0

G | Sr. | 6-2 | 225 | Memphis, Tenn. | Chattanooga

Points:	22 vs Omaha 12-3-19
Rebounds:	4, 3x, vs Texas State 1-4-20
Assists:	4 at Colorado State 11-20-19
Career vs APP:	N/A

Blocks:	
Steals:	2, 2x, at Missouri State 12-11-19
Minutes:	30 at Tulsa 12-7-19

2



KOBE WILSON

PPG	RPG	APG	FG%	MPG
1.7	0.5	0.4	.222	8.1
0.0	0.5	0.0	.000	2.5

G | So. | 6-2 | 180 | Palestine, Texas | Atascocita HS

Points:	10 vs Harding 12-29-18
Rebounds:	3 vs Evansville 12-4-18
Assists:	3 vs Missouri State 12-18-18
Career vs APP:	1 GP, 0 PTS, 0-1 FG, 0-0 3FG, 0-0 FT, 0 REB, 0 AST, 0 TO, 0 BLK, 0 STL

Blocks:	1 vs Harding 12-29-18
Steals:	4 vs Harding 12-29-18
Minutes:	26 vs Evansville 12-4-18

3



MALIK BREVARD

PPG	RPG	APG	FG%	MPG
5.4	6.6	0.6	.642	21.3
4.1	5.9	0.4	.688	18.9

F | Sr. | 6-8 | 215 | Charlotte, N.C. | Palm Beach State College

Points:	17 vs VMI 11-4-19
Rebounds:	14 vs Idaho 11-17-19
Assists:	4 vs Idaho 11-17-19
Career vs APP:	1 GP, 2 PTS, 1-2 FG, 0-0 3FG, 0-0 FT, 2 REB, 0 AST, 1 TO, 0 BLK, 1 STL

Blocks:	3 vs Harding 12-29-18
Steals:	7 vs Troy 1-11-20
Minutes:	37 vs FAU 12-14-18

4



J.J. MATTHEWS

PPG	RPG	APG	FG%	MPG
9.3	4.4	1.5	.582	22.6
8.0	4.7	0.9	.667	23.7

F | rJr. | 6-9 | 235 | Richmond, Va. | Moberly Area CC

Points:	19 vs Idaho 11-17-19
Rebounds:	10 vs UAM 11-6-19
Assists:	7 vs Idaho 11-17-19
Career vs APP:	1 GP, 3 PTS, 1-1 FG, 0-0 3FG, 1-1 FT, 0 REB, 0 AST, 2 TO, 0 BLK, 0 STL

Blocks:	2, 6x, vs Georgia State 1-6-20
Steals:	3 vs UT Arlington 2-16-19
Minutes:	34 vs Idaho 11-17-19

5



CHRISTIAN WILLIS

PPG	RPG	APG	FG%	MPG
5.0	1.4	1.7	.453	21.1
3.6	0.7	1.1	.353	16.1

G | rJr. | 6-1 | 190 | Belleville, Ill. | Christian Brothers College HS

Points:	13, 2x, at Colorado State 11-20-19
Rebounds:	2x, at Colorado State 11-20-19
Assists:	4, 2x, vs UC Davis 11-15-19
Career vs APP:	1 GP, 0 PTS, 0-1 FG, 0-0 3FG, 0-0 FT, 1 REB, 0 AST, 0 TO, 0 BLK, 0 STL

Blocks:	1, 3x, at Colorado State 11-20-19
Steals:	3, 2x, vs Omaha 12-3-19
Minutes:	32, 2x, vs Omaha 12-3-19

11



MELO EGGLESTON

PPG	RPG	APG	FG%	MPG
10.4	5.6	0.9	.429	20.5
10.1	5.9	0.6	.436	20.7

G | rSo. | 6-8 | 200 | Suitland, Md. | Wake Forest

Points:	16 vs Georgia State 1-6-20
Rebounds:	10, 2x, vs Troy 1-11-20
Assists:	3 vs Freed-Hardeman 12-28-19
Career vs APP:	N/A

Blocks:	2 vs Freed-Hardeman 12-28-19
Steals:	2, 2x, vs Troy 1-11-20
Minutes:	30 vs Troy 1-11-20

12



CANBERK KUS

PPG	RPG	APG	FG%	MPG
11.3	4.9	1.8	.460	26.6
8.9	4.3	1.6	.380	23.9

G | Sr. | 6-6 | 205 | Istanbul, Turkey | College of Central Florida

Points:	18 vs VMI 11-14-19
Rebounds:	12 vs Idaho 11-17-19
Assists:	5 vs VMI 11-14-19
Career vs APP:	1 GP, 13 PTS, 6-12 FG, 1-3 3FG, 0-1 FT, 9 REB, 1 AST, 3 TO, 0 BLK, 3 STL

Blocks:	4 vs Louisiana 12-18-19
Steals:	4, 3x, vs Freed-Hardeman 12-28-19
Minutes:	37 vs Idaho 11-17-19

15



JAKE SCOGGINS

PPG	RPG	APG	FG%	MPG
0.7	0.3	0.0	.167	5.0
-	-	-	-	-

F | rJr. | 6-9 | 200 | Benton, Ark. | Benton HS

Points:	4, 3x, vs Culver-Stockton 12-22-17
Rebounds:	4 at Grand Canyon 11-16-18
Assists:	3 at Grand Canyon 11-16-18
Career vs APP:	2 GP, 4 PTS, 2-2 FG, 0-0 3FG, 0-0 FT, 1 REB, 0 AST, 0 TO, 1 BLK, 0 STL

Blocks:	1 at Appalachian State 1-27-18
Steals:	2 vs Coastal Carolina 2-24-18
Minutes:	20 at Grand Canyon 11-16-18

23



MARQUIS EATON

PPG	RPG	APG	FG%	MPG
11.1	3.4	2.6	.356	31.2
14.4	3.3	2.4	.418	34.4

G | rr. | 6-2 | 195 | Helena, Ark. | Jonesboro HS

Points:	26 vs UT Arlington 2-16-19
Rebounds:	9, 2x, vs Louisiana 12-18-19
Assists:	8 vs Appalachian State 1-24-19
Career vs APP:	3 GP, 38 PTS, 13-30 FG, 2-10 3FG, 10-14 FT, 12 REB, 17 AST, 8 TO, 2 BLK, 7 STL

Blocks:	2 vs Louisiana 3-9-19
Steals:	5 vs Troy 1-11-20
Minutes:	43 vs Troy 1-11-20

32



ANTWON JACKSON

PPG	RPG	APG	FG%	MPG
2.4	2.6	0.5	.471	13.9
2.0	2.4	0.4	.400	11.0

F | Fr. | 6-7 | 265 | Las Vegas, Nev. | Ed W. Clark HS

Points:	8 vs Omaha 12-3-19
Rebounds:	8 vs Louisiana 12-18-19
Assists:	2, 2x, at Tulsa 12-7-19
Career vs APP:	N/A

Blocks:	1, 7x, vs Texas State 1-4-20
Steals:	3 at Ole Miss 11-8-19
Minutes:	25 vs Louisiana 12-18-19

LAST FIVE GAMES

#	Player	gp-gs	min	avg	fg-fga	fg%	3fg-fga	3fg%	ft-fa	ft%	off	def	tot	avg	pf	dq	a	to	blk	stl	pts	avg
23	Eaton, Marquis	5-5	171	34.2	24-55	.436	8-20	.400	17-21	.810	4	7	11	2.2	8	0	12	5	2	8	73	14.6
11	Eggleston, Melo	5-3	122	24.4	19-46	.413	2-6	.333	17-24	.708	8	24	32	6.4	16	1	3	12	1	5	57	11.4
00	Fields, Caleb	5-4	166	33.2	12-33	.364	6-9	.667	21-32	.656	5	13	18	3.6	13	0	23	11	0	7	51	10.2
12	Kus, Canberk	5-4	110	22.0	13-35	.371	3-12	.250	14-18	.778	6	13	19	3.8	16	1	8	7	4	6	43	8.6
04	Matthews, J.J.	5-5	126	25.2	13-23	.565	0-0	.000	13-21	.619	9	15	24	4.8	14	1	5	9	4	3	39	7.8
01	Johnson, Jerry	5-0	103	20.6	6-32	.188	3-23	.130	12-13	.923	2	6	8	1.6	4	0	7	6	0	3	27	5.4
03	Brevard, Malik	5-2	110	22.0	8-12	.667	0-0	.000	7-13	.538	15	22	37	7.4	10	0	2	8	3	9	23	4.6
05	Willis, Christian	5-2	75	15.0	4-12	.333	3-8	.375	10-14	.714	0	4	4	0.8	11	0	4	7	0	2	21	4.2
32	Jackson, Antwon	5-0	41	8.2	2-7	.286	0-0	.000	6-6	1.000	5	4	9	1.8	6	0	2	2	2	1	10	2.0
02	Wilson, Kobe	1-0	1	1.0	0-0	.000	0-0	.000	0-0	.000	0	0	0	0.0	0	0	0	0	0	0	0	0.0
Team											0	2	2									
Total.....		5	1025		101-255	.396	25-78	.321	117-162	.722	54	110	164	32.8	98	3	66	67	16	44	344	68.8
Opponents.....		5	1025		130-269	.483	32-87	.368	81-106	.764	44	126	170	34.0	120	-	76	74	4	31	373	74.6

ARKANSAS STATE BASKETBALL

NUMERICAL ROSTER

No.	Name	Pos.	Yr.	Ht.	Wt.	Hometown/Last School
0	Caleb Fields	G	Fr.	6-0	190	Lewisburg, Tenn./Aspire Academy
1	Jerry Johnson Jr.	G	Sr.	6-2	225	Memphis, Tenn./Chattanooga
2	Kobe Wilson	G	So.	6-2	180	Palestine, Texas/Atascocita HS
3	Malik Brevard	F	Sr.	6-8	210	Charlotte, N.C. /Palm Beach State College
4	J.J. Matthews	F	rJr.	6-9	235	Richmond, Va./Moberly Area CC
5	Christian Willis	G	rJr.	6-1	190	Belleville, Ill. /Christian Brothers College HS
10	Malcolm Farrington	G	Fr.	6-4	200	West Palm Beach, Fla./DME Academy
11	Melo Eggleston	G	rSo.	6-8	200	Suitland, Md./Wake Forest
12	Canberk Kus	G	Sr.	6-6	205	Istanbul, Turkey/College of Central Florida
15	Jake Scoggins	F	rJr.	6-9	220	Benton, Ark./Benton HS
20	J'Sebian Brown	G	Jr.	6-4	165	Jonesboro, Ark./Southwest Tennessee
21	Avery Felts	G	Fr.	6-2	185	Jonesboro, Ark./Westside HS
23	Marquis Eaton	G	Jr.	6-2	195	Helena, Ark./Jonesboro HS
32	Antwon Jackson	F	Fr.	6-7	265	Las Vegas, Nev./Ed W. Clark HS

ALPHABETICAL ROSTER

No.	Name	Pos.	Yr.	Ht.	Wt.	Hometown/Last School
3	Malik Brevard	F	Sr.	6-8	210	Charlotte, N.C./Palm Beach State College
20	J'Sebian Brown	G	Jr.	6-4	165	Jonesboro, Ark./Southwest Tennessee
23	Marquis Eaton	G	Jr.	6-2	195	Helena, Ark./Jonesboro HS
11	Melo Eggleston	G	rSo.	6-8	200	Suitland, Md./Wake Forest
10	Malcolm Farrington	G	Fr.	6-4	200	West Palm Beach, Fla./DME Academy
21	Avery Felts	G	Fr.	6-2	185	Jonesboro, Ark./Westside HS
0	Caleb Fields	G	Fr.	6-0	190	Lewisburg, Tenn./Aspire Academy
32	Antwon Jackson	F	Fr.	6-7	265	Las Vegas, Nev./Ed W. Clark HS
1	Jerry Johnson Jr.	G	Sr.	6-2	225	Memphis, Tenn./Chattanooga
12	Canberk Kus	G	Sr.	6-6	205	Istanbul, Turkey/College of Central Florida
4	J.J. Matthews	F	rJr.	6-9	235	Richmond, Va./Moberly Area CC
15	Jake Scoggins	F	rJr.	6-9	220	Benton, Ark./Benton HS
5	Christian Willis	G	rJr.	6-1	190	Belleville, Ill. /Christian Brothers College HS
2	Kobe Wilson	G	So.	6-2	180	Palestine, Texas/Atascocita HS

COACHING STAFF

Head Coach	Mike Balado
Assistant Coach	Rick Cabrera
Assistant Coach	Casey Stanley
Assistant Coach	Mike Scutero
Director of Basketball Ops	Hayden McClain
Strength & Conditioning	James Diaz
Athletic Trainer	Matt Kabay

PRONUNCIATION GUIDE

Malik Brevard	Bruh-var'd
J'Sebian Brown	Juh-say-be-in
Canberk Kus	Jhawn-bek Koo-sh
Mike Balado	Buh-lah-doh
Mike Scutero	Scoo-tear-oh

QUICK FACTS

THE UNIVERSITY

Location.....	Jonesboro, Ark.
Founded	1909
Enrollment	14,085
Colors	Scarlet & Black
Nickname	Red Wolves
Conference	Sun Belt
President	Dr. Charles Welch
Chancellor	Dr. Kelly Damphousse
Athletics Director	Terry Mohajir
Athletics Department Phone	870-972-3880
Ticket Office Phone	870-972-2781

BASKETBALL HISTORY

First Year of Basketball	1926-27
No. of Seasons	92
All-Time Record.....	1,219-1,173
Sun Belt Record.....	234-250
Record in First National Bank Arena	322-130
NCAA Tourney Years (Record)....	1 (0-1); Last 1999
NIT Years (Record).....	4 (4-4); Last 1991

2019-20 TEAM

Letterwinners Returning/Lost	7/6
Starters Returning/Lost	1/4
2018-19	13-19 (H: 10-4; A: 2-13; N: 1-2)
2018-19 Sun Belt Finish	7-11, 9th

MEDIA RELATIONS

Associate Director/MBB Contact:.....	Mark Taylor
E-Mail	martaylor@astate.edu
Office/Cell	870-972-3547 / 870-219-5705
Twitter	@AStateMB
Website	AStateRedWolves.com



SERIES HISTORY

A-State leads 6-5

- A-State and Appalachian State meet for the 12th time Thursday.
- The two teams met just once last season with the Red Wolves taking an 82-81 overtime win in Jonesboro.
- A-State leads the series 6-5 following the win last season with each of the last two games being decided in overtime. The Red Wolves own a 5-4 advantage in the series as Sun Belt foes.
- A-State is in its 29th season of play in the Sun Belt Conference with a record of 234-250. A-State is 154-93 (.623) at home and 80-157 (.338) on the road in SBC action.

SERIES RECORD

In Jonesboro:	4-2
In Boone:	2-3
Neutral Sites:	0-0
Current Overall Streak:	A-State W4
Longest A-State Win Streak:	4 Games
Longest App Win Streak:	3 Games
Largest A-State Win:	22 (91-69) Nov. 24, 1990
Largest App Win:	14 (72-86) Jan. 16, 2016

SERIES RESULTS

Date	Year	Score	Result
Dec. 7	1991	74-85	aL
Jan. 3	2015	73-74	hL
Jan. 15	2015	59-50	aW
Jan. 16	2016	72-86	hL
March 5	2016	73-80	aL
Jan. 9	2017	57-70	aL
Feb. 4	2017	79-78	hW
Jan. 27	2018	93-88	aW
Feb. 22	2018	82-79 ^{OT}	hW
Jan. 24	2019	82-81 ^{OT}	hW

TALE OF THE TAPE

A-State	Stats	App
69.1	Points Per Game	67.9
69.3	Opp. Points Per Game	65.9
-0.2	Scoring Margin	+2.1
.440	Field Goal %	.430
.466	Opp. Field Goal %	.406
.342	3-Point FG %	.301
.348	Opp. 3-Point FG %	.319
.706	Free Throw %	.643
32.1	Rebounds Per Game	36.9
-0.7	Rebound Margin	+0.8
14.2	Assists Per Game	11.6
13.3	Turnovers Per Game	14.1
+1.7	Turnover Margin	+0.8
1.1	Assist/Turnover Ratio	0.8
7.8	Steals Per Game	7.6
3.0	Blocks Per Game	2.7

THE OPENING TIP

- The Red Wolves play three of their next four games on the road, beginning with a 6:00 p.m. (CT) test at Appalachian State Thursday on ESPN+.
- The 2019-20 campaign marks the program's 92nd season with the Red Wolves amassing a 1,219-1,172 all-time record (.509) dating back to the inaugural 1926-27 season.

"LITTLE HELP FROM MY FRIENDS"

- A-State is averaging 14.2 assists per game, up from 11.3 assists per game last season. A-State has 10 games with 14 or more assists this season after posting a combined 13 the last two seasons.
- The Red Wolves have 256 assists on 417 field goals, good for an assist percentage of 61.4 percent. The 1987-88 team has the highest assist percentage in program history at 61.6 percent (570/925).
- Three games this season, A-State has logged 20 or more assists. Entering this season, A-State logged 20 or more assists in 11 of 282 games played since the 2010-11 season opener.
- A-State finished with a season-high 22 assists against Idaho while turning the ball over just seven times. It marked just the third time since the 2010-11 season opener that A-State had 20 or more assists and seven or fewer turnovers. The 22 assists are the most since the Red Wolves had 26 at Lamar on Nov. 30, 2013.
- A-State has a 1.1 assist to turnover ratio which would tie for the best dating back to the 1984-85 season when turnovers are available in yearly statistics. A-State has posted just eight seasons with a positive assist to turnover ratio since 1984-85 with the most recent coming in the 2013-14 season. In 10 of 12 wins this season, A-State has a 1.0 or better assist to turnover ratio. The Red Wolves had a 1.0 or better assist to turnover ratio in five games last season.

"EVEN FLOW"

- A-State has four players averaging double figures and four others are averaging five or more points. Eight players are logging an average of 21 or more minutes. This season, six different players have led the Red Wolves in scoring (including ties): Canberk Kus (4), Marquis Eaton (4), Caleb Fields (3), Melo Eggleston (3), J.J. Matthews (3), and Jerry Johnson Jr. (2). Last season, A-State had five different players led the team in scoring (including ties): Ty Cockfield (26), Marquis Eaton (3), Grantham Gillard (2), Tristin Walley (2) and Canberk Kus (1).
- Eight players have combined for 58 double-figure scoring outings. Kus leads the team with 12 while Caleb Fields (10), Marquis Eaton (9), J.J. Matthews (9), Jerry Johnson Jr. (8), Melo Eggleston (6), Christian Willis (2) and Malik Brevard (2) make up the 58 total double-figure outings. Of those 58 double-figure scoring outputs, 20 have come by a player coming off the bench.

"BIG SHOT"

- Heading into a contest at Missouri State on December 11, A-State was 7-2 overall and shooting 46.0 percent (220-478) from the field and 37.1 percent (53-143) beyond the arc. In the last nine games (5-4 record), A-State has shot 42.0 percent (197-469) from the floor and 31.0 percent (40-129) from 3-point range. Opponents are shooting 47.0 percent (223-474) overall and 36.8 percent (56-152) beyond the arc.
- A-State is 12-1 on the season shooting 40 percent or better from the floor, shooting 48.5 percent (315-650) overall, 36.8 percent (68-185) from 3-point range in its wins, but 34.3 percent (102-297) overall and 28.7 percent (25-87) beyond the arc in the six losses.

"FREE FALLIN'"

- Per KenPom.com, A-State leads the country in free throw rate at 48.8. Free throw rate is the ratio of foul shots to field goal attempts, expressed as FTA/FGA. The Red Wolves are fourth nationally in free throw attempts this season (449) behind New Mexico (456), Gonzaga (453) and Central Arkansas (450). A-State is third in free throw makes with 317 behind New Mexico (330) and Utah State (326).
- Freshman Caleb Fields ranks 38th nationally in free throws made (76) and 13th in free throw attempts (111). The 111 free throw attempts are the most by any freshmen in Division I this season while his 70 makes rank third. Per KenPom.com, Fields ranks eighth individually in free throw rate at 87.0. Anything over 50 is good, and 70 is excellent.
- Last season, Ty Cockfield set the record for free throws made in a season at 173, making an average of 5.4 per game. Cockfield was 87-of-106 (.821) at the charity stripe after 17 games played last season (Fields missed one game this season).
- Dating back to the 1992-93 season, only Brandon Reed (75-106 | 2009-10) and Brandon Peterson (67-106 | 2009-10) had more free throw makes or attempts by an A-State freshman before Fields' season.

"NOTHING AS IT SEEMS"

- This section of the game notes is reserved for useless information.
- A-State has scored in 2,392 consecutive games.
- The Red Wolves have hit a 3-pointer in 272 consecutive games. A-State has one 3-point make in three of those games; at Louisiana (March 3, 2018), at North Texas (Feb. 28, 2013) and at Louisville (Nov. 11, 2011).
- A-State is unbeaten when scoring more points than its opponent.
- The official Space Jam website (spacejam.com) has remained live and unchanged since 1996.

LAST TIME OUT



Official Basketball Box Score - Game Totals - Final Statistics
Troy vs Arkansas State
01/11/20 4:00 pm at Jonesboro, Ark. (FNB Arena)



Troy 68 - 7-11, 3-4 SBC

#	Player	Total		3-PT		Rebounds			PF			A TO Blk Stl			Min
		FG	FGA	FT	FTA	OR	DR	TP	TP	A	TO	Blk	Stl		
24	Nick Stampley	1	1	0-0	0-0	0	4	4	3	4	0	1	0	0	26
00	Ty Gordon	9	7	2-6	0-6	2-3	1	3	4	4	6	0	2	33	
03	Darian Adams	9	18	7-16	3-7	3-4	2	4	6	5	20	1	6	0	41
11	Desmond Williams	9	14	3-7	1-4	2-2	0	2	2	5	9	1	4	0	32
14	Jakevan Leftridge	9	9	3-5	0-1	2-2	2	5	7	0	8	2	3	1	38
02	KJ Simon	1	1	0-0	0-0	0-0	0	1	1	1	2	1	0	0	9
04	Taty Small	4	5	3-4	0-0	0-0	0	4	4	1	11	1	1	0	19
02	Charles Norman	0	3	0-3	0-0	0-0	0	0	0	2	0	0	0	0	7
13	Khaly Waters	0	0	0-0	0-0	0-0	0	0	0	1	0	0	0	0	1
35	Davion Thomas	6	3	2-5	0-0	0-0	0	3	3	8	0	0	0	0	19
	Team														
Totals		25-55	9-30	9-11	5	27	32	25	68	10	23	1	6	225	

FG % 1st Half: 10-21 47.6% 2nd half: 12-24 50.0% OT: 3-10 30.0% Game: 25-55 45.5% Doubleball
3FG % 1st Half: 2-8 25.0% 2nd half: 6-15 40.0% OT: 1-7 14.3% Game: 9-30 30.0% Rebounds
FT % 1st Half: 4-4 100.0% 2nd half: 5-6 83.3% OT: 0-1 0.0% Game: 9-11 81.8%

Arkansas State 76 - 12-6, 4-3 SBC

#	Player	Total	3-Pr				Rebounds				PF				A	TO	Blk	Stl	Min
			FG	FGA	FT	FTA	OR	DR	TO	TP	A	TO	Blk	Stl					
04	Matthews, J.J.	1	2-4	0-0	0-2	1	1	2	1	4	0	1	0	0	1	0	23		
00	Fields, Caleb	1	4-9	3-5	6-10	3	2	5	2	17	5	3	0	2	36				
11	Eggleston, Melo	4	4-9	1-2	3-4	4	6	10	4	12	1	4	0	2	30				
12	Kus, Canberk	1	2-4	0-1	6-8	0	6	6	4	10	1	2	1	2	27				
23	Eaton, Marquis	1	8-17	3-6	5-6	1	1	2	2	24	5	3	0	5	43				
01	Johnson, Jerry	1	1-8	0-6	1-2	0	2	2	1	3	2	1	0	1	20				
03	Brevard, Malik	1	1-1	0-0	2-4	2	8	10	1	4	1	3	0	7	32				
05	Willis, Christian	1	0-1	0-1	2-2	0	0	0	2	2	0	1	0	0	11				
32	Jackson, Antwon	0	0-0	0-0	0-0	0	0	0	0	0	0	0	0	0	3				
						0	1	1											
Totals			22-53	7-21	25-38	11	27	38	17	76	15	18	1	19	225				

FG % 1st Half: 9-28 32.1% 2nd half: 11-21 52.4% OT: 2-4 50.0% Game: 22-53 41.5% Doubleball
3FG % 1st Half: 1-8 12.5% 2nd half: 5-10 50.0% OT: 1-3 33.3% Game: 7-21 33.3% Rebounds
FT % 1st Half: 9-14 64.3% 2nd half: 6-9 66.7% OT: 10-15 66.7% Game: 25-38 65.8%

Officials: Kevin Fisher Brent Dugas Rick Randall
Technical fouls: Troy-None Arkansas State-None
Attendance: 1377

Score by periods			
1st	2nd	OT	Total
26	30	7	68
28	33	15	76

Last FG - TROY 01:00:09, ASU 01:02:38
Largest lead - TROY by 12, ASU 08:59, ASU by 10, 10:00:36
TROY led for 17:12, ASU led for 18:40, Game was tied for 00:08.

Score tied - 9 times
Lead changed - 5 times

ABOUT THE GAME

Down by as much as 12 in the second half with under seven minutes to go, Arkansas State did as they have done many times before, battling back to take an exciting 76-68 overtime victory over Troy Saturday afternoon at First National Bank Arena.

Marquis Eaton led all scorers with 24 points, as four players scored in double figures for the Red Wolves (12-6, 4-3 SBC). A-State forced the Trojans (7-11, 3-4) into 23 turnovers, swiping a season-high 19 steals. Seven of the Red Wolves' 12 wins have come despite trailing by eight or more in a game.

"Obviously a very exciting basketball game," head coach Mike Balado said. "Every game in this league is very tough. Hats off to Coach (Scott) Cross and Troy. He's been successful in this league for many years. It was a great basketball game tonight. I was very proud of the fight and comeback that we always do, but I think the thing that stood out tonight was our toughness."

Melo Eggleston recorded his second double-double of the year, tallying 12 points to go along with 10 boards. Caleb Fields added 17 points on 4-of-9 shooting (3-of-5 from three), while also dishing out five assists. Canberk Kus rounded out double-digit scorers for the Red Wolves, scoring 10, with six of his points coming at the free-throw line. Eaton also passed out five assists.

"OFF HE GOES"

- ▶ The four freshmen on the roster this season are the most for an A-State squad since 2016-17 season.
- ▶ Caleb Fields (Lewisburg, Tenn./Aspire Academy), Malcolm Farrington (West Palm Beach, Fla./DME Academy), Avery Felts (Jonesboro, Ark./Westside HS) and Antwon Jackson (Las Vegas, Nev./Ed W. Clark HS).
- ▶ Graduate transfer Jerry Johnson Jr. (Chattanooga) was immediately eligible at the start of the season while redshirt-sophomore Melo Eggleston (Wake Forest) became eligible to play on Dec. 18 against Louisiana. Johnson scored 10 points over his first four appearances, but has since reached double figures in eight of his last 13 games. Eggleston has scored double figures in six of his last seven games with double-doubles against Georgia State and Troy.
- ▶ Fields is averaging 11.6 points per game on 42.4 percent (53-125) shooting and is 16-of-38 (.421) from 3-point range. Only six freshmen at A-State have averaged 10 or more points in their freshman season: Jerry Rook (1961-62) 19.8, John Dickson (1963-64) 15.5, Brandon Reed (2009-10) 15.1, John Belcher (1968-69) 12.5, Ryan Wedel (2006-07) 10.7) and Mike Burk (1964-65) 10.2.
- ▶ Fields is the only Division I freshman averaging at least 11.0 points (11.6), 3.0 rebounds (3.4), 3.0 assists (3.7) per game and fewer than 2.0 (1.9) turnovers per game. Only 26 players nationally, regardless of classification, average those numbers this season. Since the 2007-08 season, only 12 freshmen have finished a season with such numbers. No A-State freshman has averaged those numbers since at least the 1992-93 season and no Sun Belt Conference freshmen has finished a season with those figures.

"I CALL YOUR NAME"

- ▶ Coming off the bench, A-State players have responded this season. The Red Wolves are 11-3 this year when the bench is responsible for 15 or more points. A-State had a season-high 46 points from its bench in the win over Omaha.
- ▶ Players off the bench are averaging a combined 24.6 points per game on 40.7 percent (136-334) shooting, including 36.0 percent (45-125) beyond the arc. The Red Wolves opponents bench is averaging 19.4 points.

"START ME UP"

- ▶ On the season, A-State has allowed 1248 points and scored 1244 points, but the Red Wolves are minus-67 in the first half (3.7 PPG) and plus-55 (3.1 PPG) in the second half. In league play, A-State has been outscored 499-485 overall, but 258-211 (6.7 PPG) in the first half.
- ▶ A-State was 12-4 when leading at halftime, but 1-15 when tied or trailing at the break last season. This season, the Red Wolves are 7-0 when leading at half and 5-6 when trailing.
- ▶ Dating back to the beginning of the 2017-18 season, A-State is 27-5 when holding a halftime lead, but 10-40 when tied or trailing at the midway point.

"DON'T STOP BELIEVING"

- ▶ Seven of the Red Wolves 12 wins have come despite trailing by eight or more points in the game. In each of those seven wins, A-State's opponent had a 78 percent or greater win probability per ESPN. Five games, Troy (95.4%), Georgia State (94.8%), Tulsa (95.3%), Omaha (93.1%) and Colorado State (98.6%), saw an opponent have a 90-plus percent win probability.
- ▶ Of the seven, four have been double-digit deficits in the second half. Of the Red Wolves four conference wins, three have seen the Red Wolves overcome an eight point second-half deficit.
- ▶ The Red Wolves overcame two double-digit deficits last season, 18 versus Appalachian State and 14 against Little Rock. A-State has a total of 19 wins when trailing by double-digits since the 2014-15 season.

"FUTURE DAYS"

- ▶ Head Coach Mike Balado and staff signed three players in the early signing period.
- ▶ **Caleb London | G | 6-4 | 190 | Memphis, Tenn. | Conway (Ark.) HS** Ranked the sixth-best prospect in the state of Arkansas, London averaged 14.6 points, 4.7 rebounds and 2.1 assists in his junior season at Conway (Ark.) High School. He led the team to an overall record of 20-8 and a state tournament appearance. The past two summers, he has competed on the Nike EYBL travel team circuit with Woodz Elite, the premier AAU team in Arkansas. He averaged 6.7 points, 4.1 rebounds and 1.9 assists as part of the Woodz Elite 17U team that earned an invitation to the Nike Peach Jam. In 2018, his 16U team won the Peach Jam title.
- ▶ **Indrek Sunelik | G | 6-7 | 185 | Tallinn, Estonia | Northwest Florida State College** Sunelik is currently playing as a freshman for Northwest Florida State College, one of the premier junior colleges in the country. After 17 games played, he has averages of 6.3 points, 2.1 rebounds and 0.6 assists per game for the 12-5 squad. Last year as a senior in high school, he averaged 24.5 points, 8.3 rebounds and 3.6 assists per game at The Nation Christian Academy in Port St. Lucie, Fla. He set the school record with 12 3-pointers made in a single game, on his way to a 43-point outing against perennial national powerhouse The Patrick School.
- ▶ **Markise Davis | G/F | 6-8 | 195 | Oxford, Ala. | Wallace State CC** Davis was selected to the All-American JUCO camp this past summer and solidified his spot as one of the top junior college prospects ahead of his sophomore season. Through 12 games this season, Davis is averaging 9.6 points, 7.0 rebounds and 1.5 assists per game while shooting 41 percent from the floor.

ARKANSAS STATE BASKETBALL

HEAD COACH MIKE BALADO

Arkansas State University Director of Athletics Terry Mohajir announced the appointment of Mike Balado as the 16th head coach of the A-State men's basketball program on March 20, 2017.

Balado came to Arkansas State after spending more than 15 seasons as an assistant coach, his last stop covering four seasons at the University of Louisville.

In his first two seasons at the helm, Balado has led the Red Wolves to a 24-40 record. With an up-tempo style of offense, A-State has top-five marks in single-season 3-pointers made, including 237 in 2018-19. The Red Wolves finished last season ranked second in the league in rebounding at 37.8 per game. A-State now has three-straight road wins at Little Rock for the first time since the 2005-07 seasons.

His first signing class, consisting of Ty Cockfield, Tristin Walley and Grantham Gillard, played a vital role on the floor. Cockfield set the single-season program record for scoring (716) and free throws made (173) and was a second team all-conference pick.

During Balado's four seasons working at Louisville, the Cardinals posted a 106-32 overall record for a .768 winning percentage. In the 2016-17 campaign, he helped lead Louisville to a 25-9 record and a No. 2 seed in the Midwest Regional of the NCAA Tournament.

Prior to joining the Louisville staff, Balado was an assistant coach for Richard Pitino at Florida International University. During that 2012-13 season, he helped the Panthers to an 18-14 record, their first winning season in 13 years and fourth-highest win total in school history.

BALADO VS OPPONENTS

Abilene Christian	1-1	Lehigh	0-1
Appalachian State	3-0	Little Rock	3-1
Arkansas-Monticello	1-0	Louisiana	2-3
Cleveland State	0-1	Minnesota	0-1
Coastal Carolina	0-3	Missouri Baptist	1-0
Colorado State	1-0	Missouri State	1-1
Culver-Stockton	1-0	Ole Miss	0-1
Eastern Illinois	0-1	Omaha	1-1
Eastern Michigan	0-1	South Alabama	1-4
Evansville	1-1	Stephen F. Austin	0-1
FAU	2-0	Syracuse	0-1
Freed-Hardeman	1-0	Texas State	0-4
Gardner-Webb	1-0	Troy	1-3
Georgia Southern	1-2	Tulsa	1-0
Georgia State	1-3	ULM	4-2
Grand Canyon	0-1	UC Davis	1-0
Harding	1-0	UNC-Wilmington	0-1
Indiana	0-1	UT Arlington	1-3
Henderson State	1-0	UT Martin	0-1
Howard	1-0	VMI	1-0
Idaho	1-0	Wichita State	0-1
Indiana	0-1		

SUN BELT CONFERENCE STANDINGS (As of Games Played Jan. 11)

	Conference			Overall									
	W	L	PCT	W	L	PCT	PF	PA	H	A	N	T25	STRK
Georgia State	5	2	.714	12	6	.667	1444	1259	8-0	3-6	1-0	0-1	W2
Georgia Southern	5	2	.714	11	7	.611	1370	1279	8-0	2-6	1-1	0-1	W2
Little Rock	5	2	.714	11	7	.611	1241	1205	7-2	4-5	0-0	0-1	L2
Arkansas State	4	3	.571	12	6	.667	1244	1248	9-3	3-3	0-0	0-0	W1
Coastal Carolina	4	3	.571	11	7	.611	1448	1319	7-4	4-2	0-2	0-1	W1
South Alabama	4	3	.571	11	7	.611	1292	1211	6-3	3-3	2-1	0-1	W3
Texas State	3	4	.429	10	8	.556	1321	1160	8-2	2-6	0-0	0-1	W2
Appalachian State	3	4	.429	9	9	.500	1223	1186	5-2	3-6	1-1	0-0	L3
Troy	3	4	.429	7	11	.389	1264	1267	5-3	2-8	0-0	0-0	L1
Louisiana	2	5	.286	7	11	.389	1279	1353	5-3	1-7	1-1	0-0	L2
ULM	2	5	.286	6	10	.375	1019	1060	6-3	0-7	0-0	0-1	L3
UT Arlington	2	5	.286	6	12	.333	1269	1249	4-4	2-7	0-1	0-2	L1

SUN BELT PLAYER OF THE WEEK

November 12	Josh Ajayi - South Alabama
November 19	Markquis Nowell - Little Rock
November 26	Elijah McCadden - Georgia Southern
December 3	Markquis Nowell - Little Rock
December 9	DeVante Jones - Coastal Carolina
December 16	Nijal Pearson - Texas State
December 23	Justin Forrest - Appalachian State
December 30	Ike Smith - Georgia Southern
January 4	Kamani Johnson - Little Rock
	Michael Ertel - ULM
January 11	Nijal Pearson - Texas State

2019-20 PRESEASON ALL-CONFERENCE

First Team

Quan Jackson	Georgia Southern	G	rJr.
Josh Ajayi	South Alabama	F	rSr.
Trhae Mitchell	South Alabama	F	rSr.
Brian Warren	UT Arlington	G	Sr.
Nijal Pearson	Texas State	G	Sr.













Second Team

Justin Forrest	Appalachian State	G	Jr.
DeVante Jones	Coastal Carolina	G	So.
Ike Smith	Georgia Southern	G	rSr.
Kane Williams	Georgia State	G	Jr.
Michael Ertel	ULM	G	Jr.

Third Team

Isaac Johnson	Appalachian State	F	Sr.
Isaiah Crawley	Georgia Southern	F	Sr.
Cedric Russell	Louisiana	G	Jr.
JD Williams	ULM	G	Sr.
Don Coleman	South Alabama	G	rSr.

SUN BELT CONFERENCE COMPOSITE SCHEDULE

	A-STATE	LR	APP	CCU	GS	GSU	LA	ULM	USA	TROY	UTA	TXST
	---	Feb. 8 Feb. 22	Jan. 16 Jan. 30	Jan. 18 Feb. 1	Mar. 3	87-90, L	67-79, L Feb. 27	59-62, L Feb. 19	75-59, W Jan. 23	68-76, L Jan. 25	73-52, W Feb. 13	70-67, W Feb. 15
	Feb. 8 Feb. 22	---	Jan. 18 Feb. 1	Jan. 16 Jan. 30	73-79, L	Mar. 3	66-69, L Feb. 29	72-73, L Feb. 27	52-43, W Jan. 25	76-71, W Jan. 23	89-92, L Feb. 15	68-72, L Feb. 13
	Jan. 16 Jan. 30	Jan. 18 Feb. 1	---		72-74, L Feb. 15	69-60, W Feb. 13	81-73, W	Mar. 3	71-81, L Feb. 20	65-70, L Feb. 22	66-56, W Feb. 6	82-57, W Feb. 8
	Jan. 18 Feb. 1	Jan. 16 Jan. 30		---	70-67, W Feb. 13	72-74, L Feb. 15	Mar. 3	64-93, L	69-81, L Feb. 22	77-59, W Feb. 20	77-82, L Feb. 8	78-66, W Feb. 6
	Mar. 3	79-73, W	74-72, W Feb. 15	67-70, L Feb. 13	---	Jan. 25 Feb. 29	51-71, L Feb. 8	56-67, L Feb. 6	Jan. 18 Feb. 1	Jan. 16 Jan. 30	74-77, L Feb. 22	64-67, L Feb. 20
	90-87, W	Mar. 3	60-69, L Feb. 13	74-72, W Feb. 15	Jan. 25 Feb. 29	---	52-90, L Feb. 8	Jan. 16 Feb. 1	Jan. 18 Jan. 30	77-83, L Feb. 20	69-81, L Feb. 22	69-81, L Feb. 22
	79-67, W Feb. 27	69-66, W Feb. 29	73-81, L	Mar. 3	71-51, W Feb. 8	90-52, W Feb. 6	---	Jan. 25 Feb. 22	60-57, W Feb. 13	62-79, L Feb. 15	Jan. 16 Jan. 30	Jan. 16 Jan. 30
	62-59, W Feb. 19	73-72, W Feb. 27	Mar. 3	93-64, W	67-56, W Feb. 6	84-62, W Feb. 8	Jan. 25 Feb. 22	---	49-69, L Feb. 15	63-79, L Feb. 13	Jan. 18 Feb. 1	Jan. 16 Jan. 30
	59-75, L Jan. 23	43-52, L Jan. 25	81-71, W Feb. 20	81-69, W Feb. 22	Jan. 18 Feb. 1	Jan. 16 Jan. 30	57-60, L Feb. 13	69-49, W Feb. 15	---	Feb. 7 Feb. 29	54-66, L	Mar. 3
	76-68, W Jan. 25	71-76, L Jan. 23	70-65, W Feb. 22	59-77, L Feb. 20	Jan. 16 Feb. 30	Jan. 18 Feb. 1	79-62, W Feb. 15	79-63, W Feb. 13	Feb. 7 Feb. 29	---	Mar. 3	63-71, L
	52-73, L Feb. 13	92-89, W Feb. 15	56-66, L Feb. 6	82-77, W Feb. 8	77-74, W Feb. 22	83-77, W Feb. 20	Jan. 16 Jan. 30	Jan. 18 Feb. 1	66-54, W	Mar. 3	---	Jan. 25 Feb. 28
	67-70, L Feb. 15	72-68, W Feb. 13	57-82, L Feb. 8	66-78, L Feb. 6	67-64, W Feb. 20	81-69, W Feb. 22	Jan. 18 Feb. 1	Jan. 16 Jan. 30	Mar. 3	71-63, W	Jan. 25 Feb. 28	---
+/-	-1	+1	0	+1	+1	+1	-1	-2	+1	0	-1	0

BOLD in each cell indicates home game for team in column header. Shading reflects single game against opponent | **Red** indicates road wins
Bottom row equals total of +1/-1 where +1 is gained for road win and -1 when losing at home
APP - Appalachian State; A-State - Arkansas State; CCU - Coastal Carolina; GASO - Georgia Southern; GSU - Georgia State; LR - Little Rock;
ULL - Louisiana; USA - South Alabama; UTA - UT Arlington; TXST - Texas State

ARKANSAS STATE BASKETBALL

STATISTICAL TRENDS

	19-20	Balado Era
At Home	9-3	26-14
On Road	3-3	9-29
When winning opening tipoff	8-3	16-20
When losing opening tipoff	4-3	20-26
When scoring first	6-3	18-19
When scoring second	6-3	17-26
When 3 or more players score 10+	5-2	15-14
When 4 or more players score 10+	6-1	17-9
In November	5-2	9-11
In December	5-1	13-8
In January	2-3	7-13
In February	-	5-9
In March	-	2-5
Leading at halftime	7-0	26-7
Trailing at halftime	5-6	9-35
Tied at halftime	-	1-4
Leading with 5:00 remaining	8-0	28-4
Trailing with 5:00 remaining	4-6	7-41
Tied with 5:00 remaining	-	1-1
Shooting higher FG% than opp.	6-0	23-5
Shooting lower FG% than opp.	5-6	12-39
Shooting same FG% as opp.	1-0	1-2
Shooting 50% or better	5-0	18-4
Shooting 40-49%	7-1	16-19
Shooting 30-39%	0-5	1-22
Shooting less than 30%	-	1-1
Shooting higher 3PT% than opp.	7-1	25-11
Shooting lower 3PT% than opp.	5-5	11-34
Shooting same 3PT% than opp.	-	0-1
Make more 3-pointers than opp.	3-1	16-16
Make fewer 3-pointers than opp.	6-4	15-24
Make same number 3-pointers	3-1	5-6
Shoot higher FT% than opp.	6-4	20-24
Shoot lower FT% than opp.	6-2	16-22
Shoot same FT% as opp.	-	0-0
Shoot more FT than opp.	9-3	25-13
Shoot fewer FT than opp.	3-3	10-33
Shoot same number FT opp.	-	1-0
Out-rebound opp.	7-0	23-14
Being out-rebound by opp.	3-5	10-30
Same number of rebounds	2-1	3-2
Record more assists	7-0	22-5
Record fewer assists	4-5	11-39
Record same number assists	1-1	2-2
Commit fewer turnovers than opp.	10-2	20-17
Commit more turnovers than opp.	0-4	11-26
Commit same turnovers as opp.	2-0	5-3
Scoring 85 points or more	1-0	10-3
Scoring 75-84 points	7-0	16-9
Scoring 65-74 points	3-1	8-15
Scoring 64 points or fewer	1-5	2-19
Allowing 85 points or more	1-0	3-15
Allowing 75-84 points	2-3	11-22
Allowing 65-74 points	5-3	12-7
Allowing 64 points or fewer	4-0	10-1
Bench outscores opp.	8-2	21-22
Bench outscored by opp.	4-4	14-23
Bench points equal	-	0-1
More points in paint than opp.	8-0	22-12
Fewer points in paint than opp.	3-6	13-32
Points in paint equal	1-0	1-2
More second chance points than opp.	6-2	20-20
Fewer second chance points than opp.	3-3	13-23
Second chance points equal	2-2	3-6
More fast break points than opp.	10-3	24-14
Fewer fast break points than opp.	2-3	9-25
Fast break points equal	-	3-5
White uniforms	8-3	25-15
Black uniforms	1-2	7-22
Red uniforms	3-1	4-9
Monday	1-0	4-0
Tuesday	1-0	3-4
Wednesday	3-1	3-3
Thursday	1-1	6-12
Friday	1-1	4-6
Saturday	4-2	14-18
Sunday	1-0	2-1
Games Decided By....		
0-5 Points or OT	6-1	17-10
6-10 Points	-	5-9
11-15 Points	5-0	10-12
16-19 Points	1-2	1-5
20+ Points	0-3	3-10

2019-20 MARGIN OF VICTORY/DEFEAT

Margin	1	2	3	4	5	6	7	8	9	10	11-14	15-19	20-24	25-29	30-34	35+
Victory	-	1	3	-	1	-	-	1	-	-	4	2	-	-	-	-
Defeat	-	-	1	-	-	-	-	-	-	-	-	2	2	1	-	-

MARGIN OF VICTORY/DEFEAT SINCE 1991-92 (SUN BELT ERA)

Margin	1	2	3	4	5	6	7	8	9	10	11-14	15-19	20-24	25-29	30-34	35+
Victory	25	30	28	18	23	19	16	24	19	17	73	49	25	25	12	22
Defeat	21	21	33	25	22	30	28	20	21	20	61	57	39	14	11	6

Most First Half Points

A-State	42	vs FHU 12-28-19
Opponent	52	by Georgia St. 1-6-20

Most Second Half Points

A-State	53	vs Omaha 12-3-19
Opponent	46	by SFA 11-30-19

Fewest First Half Points

A-State	16	at Mo. State 12-11-19
Opponent	22	by UAM 11-6-19

Fewest Second Half Points

A-State	24	at Ole Miss 11-8-19
Opponent	25	by Idaho 11-17-19

Largest Halftime Lead

A-State	11	vs VMI 11-14-19
Opponent	20	by Ole Miss 11-8-19

Largest Margin of Victory

A-State	16	vs UAM 11-6-19
Opponent	28	by Ole Miss 11-8-19

PLAYER MILESTONES

Points Leader	SEA	CAR	10+ Points	SEA	CAR	3-Point Plays	SEA	CAR
Marquis Eaton	4	7	Canberk Kus	12	17	J.J. Matthews	6	12
Canberk Kus	4	4	Caleb Fields	10	10	Caleb Fields	6	6
Caleb Fields	3	3	Marquis Eaton	9	32	Marquis Eaton	3	9
Melo Eggleston	3	3	J.J. Matthews	9	11	Christian Willis	2	3
J.J. Matthews	3	3	Jerry Johnson Jr.	8	8	Antwon Jackson	2	2
Jerry Johnson Jr.	2	2	Melo Eggleston	6	6	Canberk Kus	2	2
			Christian Willis	2	5	Malik Brevard	2	2
Rebounds Leader	SEA	CAR	Malik Brevard	2	4	Jerry Johnson Jr.	1	1
Malik Brevard	9	16	Kobe Wilson	-	1	Kobe Wilson	-	1
Marquis Eaton	3	3						
Melo Eggleston	3	3	20+ Points	SEA	CAR	4-Point Plays	SEA	CAR
J.J. Matthews	1	2	Marquis Eaton	4	7	Jerry Johnson Jr.	1	1
Canberk Kus	1	2	Caleb Fields	1	1	Marquis Eaton	-	1
Melo Eggleston	1	1	Jerry Johnson Jr.	1	1			
Antwon Jackson	1	1				Triple-Doubles	SEA	CAR
Christian Willis	1	1	10+ Rebounds	SEA	CAR		-	-
			Malik Brevard	4	7			
Assists Leader	SEA	CAR	Melo Eggleston	2	2	Double-Doubles	SEA	CAR
Caleb Fields	10	10	J.J. Matthews	1	1	Malik Brevard	2	4
Marquis Eaton	5	29	Canberk Kus	1	1	Melo Eggleston	2	2
Christian Willis	4	5				J.J. Matthews	1	1
Canberk Kus	3	4	15+ Rebounds	SEA	CAR	Canberk Kus	1	1
Jerry Johnson Jr.	2	2		-	-			
J.J. Matthews	1	2						
Jake Scoggins	-	1	10+ Assists	SEA	CAR			
				-	-			
*Leaders include ties								
			Dunks	SEA	CAR			
			Canberk Kus	8	9			
			Melo Eggleston	5	5			
			Malik Brevard	4	13			
			J.J. Matthews	3	3			
			Marquis Eaton	-	2			

ARKANSAS STATE BASKETBALL

THE LAST TIME

A TEAM SCORED 100+ POINTS IN A GAME

A-State 100 vs Central Baptist (W, 100-57) | 11-14-16
Opponent 114 by Little Rock (W, 116-114 4 OT) | 3-14-14

A TEAM SCORED 50 OR FEWER POINTS IN A GAME

A-State 43 at Ole Miss (L, 43-71) | 11-8-19
Opponent 45 by ULM (W, 76-45) | 1-2-17

A TEAM SCORED 90+ POINTS IN FIRST NATIONAL BANK ARENA

A-State 90 vs Georgia State (W, 90-87) | 1-6-20
Opponent 90 by Louisiana (L, 87-90^{OT}) | 3-9-19

A TEAM SCORED 60 OR FEWER POINTS IN FIRST NATIONAL BANK ARENA

A-State 52 vs UT Arlington (L, 52-73) | 1-2-20
Opponent 56 by VMI (W, 71-56) | 11-14-19

A TEAM SCORED 90 POINTS IN A LOSS

A-State 93 at Jacksonville (L, 93-101) | 1-22-96
Opponent 114 by Little Rock (W, 116-114 4OT) | 3-14-14

A TEAM SCORED 60 OR FEWER POINTS IN A VICTORY

A-State 60 at Army (W, 60-57) | 11-19-16
Opponent 60 by Georgia State (L, 54-60) | 1-19-15

A TEAM HAD 5+ PLAYERS SCORE IN DOUBLE FIGURES

A-State Matthews (18), Eggleston (16), Fields (11), Eaton (11), Johnson Jr. (11)
..... vs Georgia State | 1-6-20
Opponent
..... by Colorado State | 11-20-19

A TEAM WON A GAME BY 25+ POINTS

A-State 25 vs Harding | 12-29-18
Opponent 28 by Ole Miss | 11-8-19

A TEAM WON A GAME BY 50+ POINTS

A-State 81 vs Central Baptist (W, 120-39) | 12-28-10
Opponent 52 by Saint Louis (L, 38-90) | 1947

A TEAM WON AN OVERTIME GAME

A-State 76-68 vs Troy | 1-11-20
Opponent 87-90 by Louisiana | 3-9-19

A TEAM WON A 2+ OVERTIME GAME

A-State 75-71 (2OT) | 12-14-18
Opponent 70-73 (OT) by ULM | 3-8-17

A TEAM SHOT 60% FG IN A GAME

A-State 60.0% (27-45) at ULM | 2-16-13
Opponent 60.8% (31-51) by Georgia Southern | 3-2-19

A TEAM SHOT 30% OR WORSE FG IN A GAME

A-State 28.3% (15-53) vs Stephen F. Austin | 11-30-19
Opponent 28.9% (24-83) by FAU | 12-14-18

A TEAM MADE 13+ 3-POINT FG IN A GAME

A-State13 (13-20) at Colorado State | 11-20-19
Opponent 14 (14-30) by Georgia State | 2-28-19

A TEAM DID NOT MAKE A 3-POINT FG IN A GAME

A-State vs North Texas (0-8) | 2-24-11
Opponent by Florida Atlantic (0-10) | 1-26-13

A TEAM SHOT 60% 3-POINT FG IN A GAME (Min 10 Att)

A-State 65.0% (13-20) at Colorado State | 11-20-19
Opponent 60.0 (9-15) by Texas State | 1-23-16

A TEAM MADE 30+ FREE THROWS IN A GAME

A-State 34 (34-42) vs Georgia State | 1-6-20
Opponent 30 (30-38) by Chattanooga | 11-20-16

A TEAM MADE 5 OR FEWER FREE THROWS IN A GAME

A-State 5 (5-8) at Coastal Carolina | 1-25-18
Opponent 4 (4-7) by UT Arlington | 1-2-20

A TEAM ATTEMPTED 40+ FREE THROWS IN A GAME

A-State 42 vs Georgia State | 1-6-20
Opponent 42 by North Dakota State | 11-11-16

A TEAM SHOT 90% OR BETTER FREE THROWS IN A GAME

A-State 100% (23-23) vs Louisiana | 3-9-19
Opponent 93.3% (14-15) by Omaha | 12-13-17

A TEAM SHOT 40% OR WORSE FREE THROWS IN A GAME

A-State 35.3% (6-17) vs UAM | 11-6-19
Opponent 38.5% (5-13) by Georgia Southern | 1-4-18

A TEAM HAD 20+ OFFENSIVE REBOUNDS IN A GAME

A-State 23 vs FAU | 12-14-18
Opponent 23 by FAU | 12-14-18

A TEAM HAD 5 OR FEWER OFFENSIVE REBOUNDS IN A GAME

A-State 5 at Tulsa | 12-7-19
Opponent 5 by Troy | 1-11-20

A TEAM HAD 30+ DEFENSIVE REBOUNDS IN A GAME

A-State 30 vs Appalachian State | 1-24-19
Opponent 34 by UT Arlington | 1-2-20

A TEAM HAD 50+ TOTAL REBOUNDS IN A GAME

A-State 59 vs FAU | 12-14-18
Opponent 61 by FAU | 12-14-18

A TEAM HAD 25 OR FEWER TOTAL REBOUNDS IN A GAME

A-State 21 at Missouri State | 12-11-19
Opponent 24 by UC Davis | 11-15-19

A TEAM OUT-REBOUNDED ITS OPPONENT BY 15+

A-State 20 (46-26) at Louisiana | 1-3-19
Opponent 21 (55-34) by Coastal Carolina | 1-25-18

A TEAM HAD 20+ ASSISTS IN A GAME

A-State 22 vs Idaho | 11-17-19
Opponent 27 by UT Arlington | 1-2-20

A TEAM HAD 7 OR FEWER ASSISTS IN A GAME

A-State 4 at Missouri State | 12-11-19
Opponent 6 by Louisiana | 12-18-19

A TEAM COMMITTED 20+ TURNOVERS IN A GAME

A-State 20 vs Stephen F. Austin | 11-30-19
Opponent 23 by Troy | 1-11-20

A TEAM COMMITTED 6 OR FEWER TURNOVERS IN A GAME

A-State 6 vs ULM | 3-7-19
Opponent 6 by Texas State | 2-14-19

A TEAM HAD 15+ STEALS IN A GAME

A-State 19 vs Troy | 1-11-20
Opponent 15 by Eastern Michigan | 11-16-17

A TEAM DID NOT HAVE A STEAL IN A GAME

A-State vs Appalachian State | 2-4-17
Opponent by Florida Atlantic | 1-26-13

A TEAM HAD 8+ BLOCKS IN A GAME

A-State 8 vs UT Arlington | 2-16-19
Opponent 8 by Louisiana | 3-9-19

A TEAM DID NOT BLOCK A SHOT IN A GAME

A-State at ULM | 3-3-18
Opponent by Georgia State | 1-6-20

A TEAM COMMITTED 30+ FOULS IN A GAME

A-State 30 at Grand Canyon | 11-16-18
Opponent 30 by Louisiana | 12-18-19

A TEAM COMMITTED 10 OR FEWER FOULS IN A GAME

A-State 8 vs ULM | 12-29-17
Opponent 8 by Toledo | 12-17-13

A TEAM HAD THREE PLAYERS DISQUALIFIED

A-State Brevard, Kus, Matthews
Opponent 3 players by Little Rock | 2-23-19

A TEAM SCORED 50+ POINTS IN A HALF

A-State 53 vs Omaha (2nd H) | 12-3-19
Opponent 52 by Georgia State (1st H) | 1-6-20

A TEAM HAD 20 OR FEWER POINTS IN A HALF

A-State 16 at Missouri State (1st H) | 12-11-19
Opponent 20 by Coastal Carolina (1st H) | 1-25-18

A TEAM SHOT 65% OR BETTER FG IN A HALF

A-State 69.2% (18-26) vs VMI (1st H) | 11-14-19
Opponent 69.6% (16-23) by Georgia Southern (2nd H) | 3-2-19

A TEAM SHOT 20% OR WORSE FG IN A HALF

A-State 20.0% (5-25) at Syracuse (2nd H) | 12-22-18
Opponent 18.2% (6-33) by Little Rock (2nd H) | 1-25-14

ARKANSAS STATE BASKETBALL

THE LAST TIME

A TEAM MADE 8+ 3-POINTERS IN A HALF

A-State 8 (8-13) vs UT Arlington | 2-16-19
Opponent 8 (8-15) by Georgia State (2nd H) | 2-28-19

A TEAM MADE 19+ FREE THROWS IN A HALF

A-State 21 (21-23) vs Georgia State (1st H) | 1-6-20
Opponent 19 (19-22) by Texas State (2nd H) | 2-14-19

A TEAM DID NOT MAKE A FREE THROW IN A HALF

A-State at South Alabama (0-2, 1st H) | 1-9-20
Opponent by ULM (0-0, 1st H) | 12-29-17

A TEAM DID NOT ATTEMPT A FREE THROW IN A HALF

A-State vs Omaha (0-0, 1st H) | 12-3-19
Opponent by ULM (0-0, 1st H) | 12-29-17

A PLAYER SCORED 30+ POINTS IN A GAME

A-State 35 by Ty Cockfield vs Louisiana | 3-9-19
Opponent 31 by Josiah Wallace (Eastern Illinois) | 11-24-18

A PLAYER SHOT 100% FG IN A GAME (Min 7 Att.)

A-State 7-7 by Salif Boudie vs Gardner-Webb | 11-25-18
Opponent 7-7 by Vladimir Brodziansky (TCU) | 12-3-16

A PLAYER MADE 7+ 3-POINTERS IN A GAME

A-State 7 (7-9) by Grantham Gillard vs ULM | 3-7-19
Opponent 7 (7-10) by Frank Eaves (Appalachian State) | 1-16-16

A PLAYER MADE 12+ FREE THROWS IN A GAME

A-State 12 (12-12) by Ty Cockfield vs Little Rock | 2-23-19
Opponent 12 (12-14) by Nijal Pearson (Texas State) | 1-19-19

A PLAYER HAD 7+ OFFENSIVE REBOUNDS IN A GAME

A-State 8 by Malik Brevard vs Idaho | 11-17-19
Opponent 7 by Alonzo Sule (Texas State) | 2-14-19

A PLAYER HAD 15+ TOTAL REBOUNDS IN A GAME

A-State 15 by Tamas Bruce vs ULM | 1-2-17
Opponent 15 by Gavin Kensmil (Stephen F. Austin) | 11-30-19

A PLAYER HAD 10+ ASSISTS IN A GAME

A-State 13 by Donte Thomas at Central Arkansas | 12-16-16
Opponent 10 by Josh Hagins (Little Rock) | 3-1-14

A PLAYER HAD 7+ TURNOVERS IN A GAME

A-State 8 by Ty Cockfield at Louisiana | 1-3-19
Opponent 7 by Matthew Butler (UT Martin) | 12-5-17

A PLAYER HAD 6+ STEALS

A-State 7 by Malik Brevard vs Troy | 1-11-20
Opponent 6 by Georgi Boyanov (South Alabama) | 2-4-16

A PLAYER PLAYED ALL 40 MINUTES IN REGULATION

A-State Devin Carter/Anthony Livingston at Little Rock | 3-1-16
Opponent Markquis Nowell (Little Rock) | 2-2-19

2019-20 RESULTS

Date	OPPONENT	W/L	SCORE	Record (Sun Belt)	High Points	High Rebounds	High Assists	High Blocks	High Steals	Attendance
Nov. 6	Arkansas-Monticello	W	65-49	1-0	Kus - 17	Matthews - 10	Kus - 4	Two Players - 1	Kus - 4	1,397
Nov. 8	at Ole Miss	L	43-71	1-1	Two Players - 10	Eaton - 6	Eaton - 5	Brevard - 2	Kus - 4	8,009
Nov. 14	VMI	W	71-56	2-1	Kus - 18	Brevard - 10	Kus - 5	Two Players - 1	Two Players - 2	1,104
Nov. 15	UC Davis	W	80-67	3-1	Matthews - 18	Brevard - 11	Two Players - 4	Two Players - 1	Eaton - 3	1,176
Nov. 17	Idaho	W	82-68	4-1	Eaton - 22	Brevard - 14	Matthews - 7	Kus - 3	Four Players - 1	987
Nov. 20	at Colorado State	W	80-78	5-1	Fields - 22	Willis - 6	Two Players - 4	Three Players - 1	Two Players - 2	2,306
Nov. 30	Stephen F. Austin	L	57-76	5-2	Fields - 18	Kus - 8	Fields - 6	Kus - 2	Willis - 3	1,606
Dec. 3	Omaha	W	78-75	6-2	Johnson - 22	Two Players - 7	Fields - 6	Matthews - 2	Willis - 3	1,126
Dec. 7	at Tulsa	W	66-63	7-2	Johnson - 16	Eaton - 6	Fields - 3	Kus - 1	Kus - 2	3,074
Dec. 11	at Missouri State	L	53-75	7-3	Kus - 16	Brevard - 5	Four Players - 1	Matthews - 1	Eaton - 3	3,891
Dec. 18	Louisiana*	W	79-67	8-3 (1-0)	Eaton - 24	Eaton - 9	Two Players - 4	Kus - 4	Fields - 2	1,177
Dec. 21	at ULM*	W	62-59	9-3 (2-0)	Eggleston - 14	Eggleston - 8	Willis - 3	Matthews - 2	Eaton - 4	2,021
Dec. 28	Freed-Hardeman	W	84-73	10-3	Fields - 15	Brevard - 10	Eaton - 4	Eggleston - 2	Kus - 4	1,173
Jan. 2	UT Arlington*	L	52-73	10-4 (2-1)	Eggleston - 10	Two Players - 7	Willis - 3	Four Players - 1	Two Players - 2	1,276
Jan. 4	Texas State*	L	67-70	10-5 (2-2)	Eggleston - 15	Brevard - 8	Fields - 3	Kus - 2	Two Players - 2	1,275
Jan. 6	Georgia State*	W	90-87	11-5 (3-2)	Matthews - 18	Eggleston - 10	Fields - 8	Matthews - 2	Three Players - 2	1,105
Jan. 9	at South Alabama*	L	59-75	11-6 (3-3)	Eaton - 20	Brevard - 8	Fields - 5	Three Players - 1	Fields - 2	1,392
Jan. 11	Troy*	W	76-68 ^{OT}	12-6 (4-3)	Eaton - 24	Eggleston - 10	Two Players - 5	Kus - 1	Brevard - 7	1,377
Jan. 16	at Appalachian State*									
Jan. 18	at Coastal Carolina*									
Jan. 23	South Alabama*									
Jan. 25	at Troy*									
Jan. 30	Appalachian State*									
Feb. 1	Coastal Carolina*									
Feb. 8	at Little Rock*									
Feb. 13	at UT Arlington*									
Feb. 15	at Texas State*									
Feb. 19	ULM*									
Feb. 22	Little Rock*									
Feb. 26	at Louisiana*									
March 3	at Georgia Southern*									

ARKANSAS STATE BASKETBALL

GAME-BY-GAME STATISTICS

OPPONENT	W/L	FG-FGA	PCT	3FG-FGA	PCT	FT-FTA	.PCT	OR	DR	TOT	PF	AST	TO	BLK	STL	1H	2H	OT	PTS
A-State	W	27-58	.466	5-19	.263	6-17	.353	10	24	34	15	20	12	2	9	28	37	-	65
Arkansas-Monticello		17-53	.321	9-26	.346	6-8	.750	13	28	41	23	11	22	1	3	22	27	-	49
A-State	L	15-46	.326	6-19	.316	7-12	.583	6	22	28	19	12	23	2	11	19	24	-	43
at Ole Miss		25-56	.446	8-26	.308	13-20	.650	11	29	40	20	16	15	3	14	39	32	-	71
A-State	W	29-50	.580	3-9	.333	10-14	.714	5	28	33	15	21	13	2	6	40	31	-	71
VMI		19-48	.396	7-24	.292	11-21	.524	7	18	25	16	10	13	0	8	29	27	-	56
A-State	W	28-58	.483	6-16	.375	18-22	.818	13	20	33	16	18	16	2	12	41	39	-	80
UC Davis		25-49	.510	6-20	.300	11-14	.786	6	18	24	18	13	23	0	5	31	36	-	67
A-State	W	31-59	.525	4-12	.333	16-23	.696	12	27	39	17	22	7	5	4	35	47	-	82
Idaho		27-54	.500	4-16	.250	10-17	.588	6	22	28	21	21	8	3	5	43	25	-	68
A-State	W	27-54	.500	13-20	.650	13-19	.684	8	21	29	26	14	10	3	7	33	47	-	80
at Colorado State		28-57	.491	5-19	.263	17-24	.708	9	20	29	16	21	10	6	4	39	39	-	78
A-State	L	15-53	.283	4-17	.235	23-35	.657	11	28	39	22	9	20	4	5	27	30	-	57
Stephen F. Austin		29-58	.500	5-13	.385	13-22	.591	7	35	42	26	12	17	1	11	30	46	-	76
A-State	W	25-55	.455	6-17	.353	22-26	.846	8	21	29	19	17	12	3	9	25	53	-	78
Omaha		26-55	.473	5-11	.455	16-21	.762	11	23	34	23	16	17	0	7	32	41	-	73
A-State	W	23-45	.511	6-14	.429	14-17	.824	5	17	22	16	10	10	1	5	35	31	-	66
at Tulsa		24-47	.511	7-15	.467	8-11	.727	8	20	28	14	12	13	1	4	30	33	-	63
A-State	L	18-48	.375	3-11	.273	14-16	.875	8	13	21	18	4	16	1	6	16	37	-	53
at Missouri State		25-44	.568	6-14	.429	19-23	.826	6	22	28	16	11	14	4	8	34	41	-	75
A-State	W	24-48	.500	4-14	.286	27-41	.659	8	29	37	28	16	13	5	6	37	42	-	79
Louisiana		21-56	.375	4-16	.250	21-30	.700	13	23	36	30	6	14	2	6	35	32	-	67
A-State	W	23-52	.442	4-13	.308	12-15	.800	9	20	29	19	10	11	3	8	23	39	-	62
at ULM		21-45	.467	2-10	.200	15-21	.714	5	23	28	14	12	15	4	5	29	30	-	59
A-State	W	31-66	.470	4-13	.308	18-30	.600	12	29	41	17	17	10	5	9	42	42	-	84
Freed-Hardeman		26-60	.433	12-25	.480	9-14	.643	6	32	38	24	18	16	2	4	32	41	-	73
A-State	L	16-56	.286	2-9	.222	18-28	.643	11	22	33	13	13	7	4	5	24	28	-	52
UT Arlington		31-59	.525	7-19	.368	4-7	.571	8	34	42	21	27	13	1	3	37	36	-	73
A-State	L	17-48	.354	3-12	.250	30-41	.732	10	24	34	28	12	15	4	7	34	33	-	67
Texas State		19-45	.422	3-8	.375	29-36	.806	7	27	34	28	12	16	1	6	41	29	-	70
A-State	W	25-52	.481	6-17	.353	34-42	.810	12	20	32	15	16	9	4	8	41	49	-	90
Georgia State		32-62	.516	9-23	.391	14-17	.824	11	21	32	29	16	12	0	4	52	35	-	87
A-State	L	21-46	.457	7-19	.368	10-13	.769	10	17	27	25	10	18	3	5	24	35	-	59
at South Alabama		23-48	.479	4-7	.571	25-35	.714	13	17	30	17	11	10	1	12	38	37	-	75
A-State	W	22-53	.415	7-21	.333	25-38	.658	11	27	38	17	15	18	1	19	28	33	15	76
Troy		25-55	.455	9-30	.300	9-11	.818	5	27	32	25	10	23	1	6	26	35	7	68
A-State																			
at Appalachian State																			
A-State																			
at Coastal Carolina																			
A-State																			
South Alabama																			
A-State																			
at Troy																			
A-State																			
Appalachian State																			
A-State																			
Coastal Carolina																			
A-State																			
at Little Rock																			
A-State																			
at UT Arlington																			
A-State																			
at Texas State																			
A-State																			
ULM																			
A-State																			
Little Rock																			
A-State																			
at Louisiana																			
A-State																			
at Georgia Southern																			

ARKANSAS STATE BASKETBALL

POINTS-REBOUNDS-ASSISTS

OPPONENT	0 - Fields	1 - Johnson	2 - Wilson	3 - Brevard	4 - Matthews	5 - Willis	10 - Farrington	11 - Eggleston	12 - Kus	13 - Brown	15 - Scoggins	21 - Felts	23 - Eaton	32 - Jackson
Arkansas-Monticello	3-1-2	0-0-0	5-2-2	4-4-1	10-10-3	10-4-3	0-0-0	--	17-7-4	CD	CD	CD	11-4-3	5-2-2
at Ole Miss	INJ	5-1-3	8-2-1	2-4-0	10-2-0	3-1-1	CD	--	10-2-2	CD	CD	CD	4-6-5	1-2-0
VMI	8-4-3	5-3-1	0-0-0	17-10-1	5-2-3	8-2-3	CD	--	18-9-5	CD	CD	CD	8-1-4	2-2-1
UC Davis	17-1-3	0-0-1	2-0-0	8-11-1	18-3-2	9-1-4	CD	--	16-9-4	CD	0-0-0	CD	8-3-3	3-4-0
Idaho	13-3-3	CD	0-0-1	10-14-4	19-5-7	4-2-1	CD	--	13-12-2	CD	CD	CD	22-3-4	3-0-0
at Colorado State	22-5-4	15-0-4	0-0-0	2-4-1	0-4-2	13-6-2	CD	--	8-0-0	CD	0-0-0	CD	18-4-1	2-1-0
Stephen F. Austin	18-7-6	10-4-0	0-0-0	2-5-0	6-7-1	2-0-1	CD	--	16-8-0	CD	CD	CD	1-6-1	2-2-0
Omaha	16-3-6	22-4-2	CD	8-7-0	9-5-3	3-0-2	CD	--	10-3-1	CD	CD	CD	2-0-2	8-7-1
at Tulsa	8-0-3	16-1-1	0-1-0	7-3-0	10-2-0	2-2-1	CD	--	6-2-1	CD	CD	CD	15-6-2	2-2-2
at Missouri State	2-3-1	13-2-1	CD	0-5-0	15-2-0	4-1-1	CD	--	16-2-0	CD	CD	CD	3-3-1	0-2-0
Louisiana	18-4-4	11-1-3	0-1-0	4-3-1	8-3-1	4-0-1	CD	0-1-0	6-7-1	CD	CD	CD	24-9-4	4-8-1
at ULM	7-3-3	13-3-0	CD	2-1-0	9-6-0	0-1-3	CD	14-8-1	13-4-2	CD	CD	CD	4-3-1	0-0-0
Freed-Hardeman	15-5-2	2-2-2	4-0-0	9-10-0	10-4-0	9-1-3	CD	12-4-3	12-5-3	CD	2-1-0	CD	7-3-4	2-6-0
UT Arlington	7-2-2	0-0-1	0-0-0	6-7-1	4-3-0	5-3-3	CD	10-7-1	6-3-2	CD	CD	CD	8-3-2	6-5-1
Texas State	13-5-3	8-4-1	CD	3-8-0	2-5-2	0-0-0	CD	15-3-1	12-4-3	CD	CD	CD	10-3-2	4-2-0
Georgia State	11-5-8	11-2-2	CD	8-4-0	18-7-1	9-1-1	CD	16-10-0	6-1-2	CD	CD	CD	11-1-2	0-1-0
at South Alabama	3-1-5	5-0-1	CD	2-8-0	11-7-2	5-0-0	CD	4-2-2	9-5-0	CD	CD	CD	20-2-1	0-1-1
Troy	17-5-5	3-2-2	CD	4-10-1	4-2-0	2-0-0	CD	12-10-1	10-6-1	CD	CD	CD	24-2-5	0-0-0
at Appalachian State														
at Coastal Carolina														
South Alabama														
at Troy														
Appalachian State														
Coastal Carolina														
at Little Rock														
at UT Arlington														
at Texas State														
ULM														
Little Rock														
at Louisiana														
at Georgia Southern														

Bold - Start | CD - Coach's Decision | INJ - Injury

STARTING LINEUP

OPPONENT	G	G	G/F	G/F	F	Record
Arkansas-Monticello	Fields	Eaton	Kus	Brevard	Matthews	1-0
at Ole Miss	Eaton	Willis	Kus	Brevard	Matthews	0-1
VMI	Eaton	Willis	Kus	Brevard	Matthews	1-1
UC Davis	Eaton	Willis	Kus	Brevard	Matthews	2-1
Idaho	Eaton	Willis	Kus	Brevard	Matthews	3-1
at Colorado State	Eaton	Willis	Kus	Brevard	Matthews	4-1
Stephen F. Austin	Fields	Eaton	Willis	Kus	Matthews	0-1
Omaha	Eaton	Willis	Kus	Brevard	Matthews	5-1
at Tulsa	Fields	Willis	Kus	Brevard	Matthews	1-0
at Missouri State	Fields	Willis	Kus	Brevard	Matthews	1-1
Louisiana	Eaton	Johnson	Willis	Kus	Matthews	1-0
at ULM	Eaton	Willis	Kus	Brevard	Matthews	6-1
Freed-Hardeman	Eaton	Willis	Kus	Brevard	Matthews	7-1
UT Arlington	Eaton	Willis	Kus	Brevard	Matthews	7-2
Texas State	Fields	Eaton	Willis	Brevard	Matthews	0-1
Georgia State	Fields	Eaton	Eggleston	Kus	Matthews	1-0
at South Alabama	Fields	Eaton	Eggleston	Kus	Matthews	1-1
Troy	Fields	Eaton	Eggleston	Kus	Matthews	2-1
at Appalachian State						
at Coastal Carolina						
South Alabama						
at Troy						
Appalachian State						
Coastal Carolina						
at Little Rock						
at UT Arlington						
at Texas State						
ULM						
Little Rock						
at Louisiana						
at Georgia Southern						

SPECIALTY STATS

OPPONENT	PAINT	OFF TURNOVER	2ND CHANCE	FAST BREAK	BENCH POINTS
Arkansas-Monticello	38 / 10	30 / 15	5 / 4	11 / 2	20 / 8
at Ole Miss	14 / 30	13 / 21	0 / 12	3 / 8	14 / 16
VMI	48 / 22	16 / 11	4 / 9	6 / 0	15 / 18
UC Davis	40 / 34	24 / 8	16 / 5	9 / 0	22 / 10
Idaho	46 / 32	10 / 8	10 / 5	6 / 3	16 / 15
at Colorado State	22 / 44	17 / 17	14 / 3	9 / 21	39 / 24
Stephen F. Austin	20 / 48	9 / 18	8 / 8	15 / 12	14 / 28
Omaha	36 / 34	17 / 17	10 / 10	14 / 4	46 / 24
at Tulsa	22 / 30	20 / 9	4 / 9	9 / 2	33 / 16
at Missouri State	24 / 30	12 / 23	7 / 7	0 / 4	16 / 24
Louisiana	34 / 32	21 / 16	8 / 13	12 / 2	26 / 12
at ULM	32 / 22	13 / 9	6 / 6	18 / 6	34 / 11
Freed-Hardeman	40 / 20	15 / 5	12 / 2	28 / 9	37 / 27
UT Arlington	24 / 32	6 / 10	11 / 7	8 / 2	23 / 34
Texas State	20 / 22	10 / 9	10 / 7	13 / 6	39 / 22
Georgia State	36 / 36	10 / 14	11 / 14	8 / 13	28 / 34
at South Alabama	22 / 32	4 / 23	15 / 18	2 / 8	12 / 6
Troy	22 / 26	30 / 11	9 / 4	30 / 7	9 / 21
at Appalachian State					
at Coastal Carolina					
South Alabama					
at Troy					
Appalachian State					
Coastal Carolina					
at Little Rock					
at UT Arlington					
at Texas State					
ULM					
Little Rock					
at Louisiana					
at Georgia Southern					
Totals	+4	+33	+17	+92	+93

FREE-THROW PROFICIENCY

One-And-One (first free throw of one-and-one)

#	Player	FT-FTA	PCT
0	Caleb Fields	4-4	1.000
1	Jerry Johnson Jr.	2-2	1.000
2	Kobe Wilson	-	---
3	Malik Brevard	1-3	.333
4	J.J. Matthews	3-4	.750
5	Christian Willis	-	---
10	Malcolm Farrington	-	---
11	Melo Eggleston	2-4	.500
12	Canberk Kus	1-2	.500
13	J'Sebian Brown	-	---
15	Jake Scoggins	-	---
21	Avery Felts	-	---
23	Marquis Eaton	3-5	.600
32	Antwon Jackson	2-4	.500
	Team	18-28	.643

THREE-POINT PLAY (free throw to complete 3 or 4 point play)

#	Player	FT-FTA	PCT
0	Caleb Fields	6-8	.750
1	Jerry Johnson Jr.	2-2	1.000
2	Kobe Wilson	-	---
3	Malik Brevard	2-3	.667
4	J.J. Matthews	6-10	.600
5	Christian Willis	2-4	.500
10	Malcolm Farrington	-	---
11	Melo Eggleston	-	---
12	Canberk Kus	2-3	.667
13	J'Sebian Brown	-	---
15	Jake Scoggins	0-1	.000
21	Avery Felts	-	---
23	Marquis Eaton	4-5	.800
32	Antwon Jackson	2-2	1.000
	Team	27-39	.692

CRUNCH TIME (final 2 minutes within 10 points and in overtime)

#	Player	FT-FTA	PCT
0	Caleb Fields	12-17	.688
1	Jerry Johnson Jr.	5-5	1.000
2	Kobe Wilson	-	---
3	Malik Brevard	2-4	.500
4	J.J. Matthews	-	---
5	Christian Willis	1-2	.500
10	Malcolm Farrington	-	---
11	Melo Eggleston	4-4	1.000
12	Canberk Kus	6-8	.750
13	J'Sebian Brown	-	---
15	Jake Scoggins	-	---
21	Avery Felts	-	---
23	Marquis Eaton	8-10	.800
32	Antwon Jackson	-	---
	Team	38-50	.760

ARKANSAS STATE BASKETBALL

0 CALEB FIELDS | G | 6-0 | 190 | FR | Lewisburg, Tenn. / Aspire Academy

				Field Goals		3-Point		F-Throws		Rebounds										Scoring	
SEASON	TEAM	GP-GS	MIN/AVG	FG-FGA	FG%	3FG-FGA	3FG%	FT-FTA	FT%	OFF	DEF	TOT	AVG	PF-FO	AST	TO	BLK	STL		PTS	AVG
2019-20	ASU	17-8	527/31.0	53-125	.424	16-38	.421	76-111	.685	9	48	57	3.4	24-0	63	32	1	18		198	11.6
TOTAL		17-8	527/31.0	53-125	.424	16-38	.421	76-111	.685	9	48	57	3.4	24-0	63	32	1	18		198	11.6

Single Game Highs

Statistic	Value	
Points	22	at Colorado St. 11/20/19
Rebounds	7	vs SFA 11/30/19
Assists	8	vs Georgia St. 01/06/20
Steals	2	7 times
Blocks	1	at La.-Monroe 12/21/19
FG Made	7	at Colorado St. 11/20/19
FG Attempts	14	at Colorado St. 11/20/19
3FG Made	3	at Colorado St. 11/20/19, vs Troy 01/11/20
3FG Attempts	5	vs Troy 01/11/20
FT Made	10	vs SFA 11/30/19, vs Omaha 12/03/19, vs Texas St. 01/04/20
FT Attempts	16	vs Texas St. 01/04/20

1 JERRY JOHNSON JR | G | 6-2 | 225 | SR | Memphis, Tenn. / Chattanooga

				Field Goals		3-Point		F-Throws		Rebounds										Scoring	
SEASON	TEAM	GP-GS	MIN/AVG	FG-FGA	FG%	3FG-FGA	3FG%	FT-FTA	FT%	OFF	DEF	TOT	AVG	PF-FO	AST	TO	BLK	STL		PTS	AVG
2015-16	Fairf	28-1	536/19.1	75-172	.436	43-107	.402	39-56	.696	12	63	75	2.7	37-0	39	40	2	22		232	8.3
2016-17	Fairf	27-13	774/28.7	101-263	.384	62-184	.337	43-58	.741	8	83	91	3.4	54-0	39	28	2	19		307	11.4
2018-19	UTC	32-32	829/25.9	110-287	.383	55-163	.337	41-52	.788	19	93	112	3.5	65-0	74	52	0	28		316	9.9
2019-20	ASU	17-1	367/21.6	40-110	.364	23-68	.338	36-41	.878	4	25	29	1.7	20-0	25	25	0	9		139	8.2
TOTAL FOR ASU		17-1	367/21.6	40-110	.364	23-68	.338	36-41	.878	4	25	29	1.7	20-0	25	25	0	9		139	8.2
TOTAL		104-47	2506/24.1	326-832	.392	183-522	.351	159-207	.768	43	264	307	3.0	176-0	177	145	4	78		994	9.6

Single Game Highs

Statistic	Value	
Points	26	at Samford 02/16/19, at Iona 01/20/17
Rebounds	9	at Iona 01/20/17
Assists	6	at The Citadel 02/21/19, vs VMI 12/09/18
Steals	5	vs Hiwassee 11/27/18, at UMES 11/24/15
Blocks	1	4 times
FG Made	10	at Iona 01/20/17
FG Attempts	20	at Samford 02/16/19
3FG Made	8	at Samford 02/16/19
3FG Attempts	14	at Samford 02/16/19
FT Made	9	at NC State 12/18/16
FT Attempts	9	at NC State 12/18/16

ARKANSAS STATE BASKETBALL

2 KOBE WILSON | G | 6-2 | 180 | SO | Palestine, Texas / Atascocita HS

				Field Goals		3-Point		F-Throws		Rebounds									Scoring	
SEASON	TEAM	GP-GS	MIN/AVG	FG-FGA	FG%	3FG-FGA	3FG%	FT-FTA	FT%	OFF	DEF	TOT	AVG	PF-FO	AST	TO	BLK	STL	PTS	AVG
2018-19	ASU	25-0	247/9.9	19-64	.297	13-41	.317	8-14	.571	2	12	14	0.6	26-1	9	13	1	4	59	2.4
2019-20	ASU	11-0	88/8.0	6-27	.222	3-14	.214	4-4	1.000	0	6	6	0.5	1-0	4	6	0	2	19	1.7
TOTAL		36-0	335/9.3	25-91	.275	16-55	.291	12-18	.667	2	18	20	0.6	27-1	13	19	1	6	78	2.2

Single Game Highs

Statistic	Value	
Points	10	vs Harding 12/29/18
Rebounds	3	vs Evansville 12/04/18
Assists	3	vs Missouri St. 12/18/18
Steals	1	6 times
Blocks	1	vs Harding 12/29/18
FG Made	3	vs Evansville 12/04/18, vs Harding 12/29/18
FG Attempts	9	vs Ark.-Monticello 11/06/19
3FG Made	2	5 times
3FG Attempts	5	vs Ark.-Monticello 11/06/19
FT Made	3	vs Evansville 12/04/18
FT Attempts	3	vs Evansville 12/04/18, vs South Alabama 01/10/19

3 MALIK BREVAR | F | 6-8 | 210 | SR | Charlotte, N.C. / Palm Beach State College

				Field Goals		3-Point		F-Throws		Rebounds									Scoring	
SEASON	TEAM	GP-GS	MIN/AVG	FG-FGA	FG%	3FG-FGA	3FG%	FT-FTA	FT%	OFF	DEF	TOT	AVG	PF-FO	AST	TO	BLK	STL	PTS	AVG
2018-19	ASU	30-11	497/16.6	42-81	.519	1-7	.143	14-28	.500	49	82	131	4.4	70-1	17	32	19	19	99	3.3
2019-20	ASU	18-13	387/21.5	43-67	.642	0-2	.000	12-23	.522	43	75	118	6.6	58-5	11	34	7	18	98	5.4
TOTAL		48-24	884/18.4	85-148	.574	1-9	.111	26-51	.510	92	157	249	5.2	128-6	28	66	26	37	197	4.1

Single Game Highs

Statistic	Value	
Points	17	vs VMI 11/14/19
Rebounds	14	vs Idaho 11/17/19
Assists	4	vs Idaho 11/17/19
Steals	7	vs Troy 01/11/20
Blocks	3	vs Harding 12/29/18
FG Made	8	vs VMI 11/14/19
FG Attempts	10	vs Idaho 11/17/19
3FG Made	1	at UT Arlington 01/17/19
3FG Attempts	2	vs Mo. Baptist 11/12/18
FT Made	5	vs Eastern Ill. 11/24/18
FT Attempts	7	vs Eastern Ill. 11/24/18

ARKANSAS STATE BASKETBALL

4 J.J. MATTHEWS | F | 6-9 | 235 | rJR | Richmond, Va. / Moberly Area CC

				Field Goals		3-Point		F-Throws		Rebounds										Scoring	
SEASON	TEAM	GP-GS	MIN/AVG	FG-FGA	FG%	3FG-FGA	3FG%	FT-FTA	FT%	OFF	DEF	TOT	AVG	PF-FO	AST	TO	BLK	STL		PTS	AVG
2018-19	ASU	27-7	375/13.9	60-117	.513	0-0	.000	40-61	.656	40	46	86	3.2	69-2	10	39	15	8		160	5.9
2019-20	ASU	18-18	408/22.7	64-110	.582	0-0	.000	40-61	.656	29	50	79	4.4	57-5	27	27	13	9		168	9.3
TOTAL		45-25	783/17.4	124-227	.546	0-0	.000	80-122	.656	69	96	165	3.7	126-7	37	66	28	17		328	7.3

Single Game Highs

Statistic	Value	
Points	19	vs Idaho 11/17/19
Rebounds	10	vs Ark.-Monticello 11/06/19
Assists	7	vs Idaho 11/17/19
Steals	3	vs UT Arlington 02/16/19
Blocks	2	6 times
FG Made	9	vs UC Davis 11/15/19
FG Attempts	12	vs UC Davis 11/15/19
FT Made	8	vs Georgia St. 01/06/20
FT Attempts	10	at Troy 02/09/19, vs Georgia St. 01/06/20

5 CHRISTIAN WILLIS | G | 6-1 | 190 | rJR | Belleville, Ill. / Christian Brothers College HS

				Field Goals		3-Point		F-Throws		Rebounds										Scoring	
SEASON	TEAM	GP-GS	MIN/AVG	FG-FGA	FG%	3FG-FGA	3FG%	FT-FTA	FT%	OFF	DEF	TOT	AVG	PF-FO	AST	TO	BLK	STL		PTS	AVG
2016-17	ASU	10-0	43/4.3	4-10	.400	2-6	.333	1-3	.333	1	4	5	0.5	7-0	2	7	0	1		11	1.1
2017-18	ASU	1-0	8/8.0	1-3	.333	0-1	.000	0-0	.000	1	0	1	1.0	0-0	0	1	0	0		2	2.0
2018-19	ASU	25-6	319/12.8	32-80	.400	8-31	.258	21-27	.778	13	14	27	1.1	40-0	15	15	1	3		93	3.7
2019-20	ASU	18-14	377/21.0	29-64	.453	11-28	.393	21-32	.656	7	18	25	1.4	37-0	30	22	2	12		90	5.0
TOTAL		54-20	748/13.8	66-157	.420	21-66	.318	43-62	.694	22	36	58	1.1	84-0	47	45	3	16		196	3.6

Single Game Highs

Statistic	Value	
Points	13	vs Missouri St. 12/18/18, at Colorado St. 11/20/19
Rebounds	6	vs Mo. Baptist 11/12/18, at Colorado St. 11/20/19
Assists	4	vs Evansville 12/04/18, vs UC Davis 11/15/19
Steals	3	vs SFA 11/30/19, vs Omaha 12/03/19
Blocks	1	vs Mo. Baptist 11/12/18, vs Idaho 11/17/19, at Colorado St. 11/20/19
FG Made	5	at South Alabama 03/12/19, at Colorado St. 11/20/19
FG Attempts	10	at South Alabama 03/12/19
3FG Made	2	5 times
3FG Attempts	5	vs Evansville 12/04/18, vs Missouri St. 12/18/18, vs Ark.-Monticello 11/06/19
FT Made	5	vs Eastern Ill. 11/24/18
FT Attempts	6	vs Eastern Ill. 11/24/18, vs UT Arlington 01/02/20

10 MALCOLM FARRINGTON | G | 6-4 | 200 | Fr | West Palm Beach, Fla. / DME Academy

				Field Goals		3-Point		F-Throws		Rebounds										Scoring	
SEASON	TEAM	GP-GS	MIN/AVG	FG-FGA	FG%	3FG-FGA	3FG%	FT-FTA	FT%	OFF	DEF	TOT	AVG	PF-FO	AST	TO	BLK	STL		PTS	AVG
2019-20	ASU	1-0	3/3.0	0-1	.000	0-1	.000	0-0	.000	0	0	0	0.0	1-0	0	0	0	0		0	0.0
TOTAL		1-0	3/3.0	0-1	.000	0-1	.000	0-0	.000	0	0	0	0.0	1-0	0	0	0	0		0	0.0

Single Game Highs

Statistic		Value	
FG Attempts		1	vs Ark.-Monticello 11/06/19
3FG Attempts		1	vs Ark.-Monticello 11/06/19

11 MELO EGGLESTON | G | 6-8 | 200 | rSO | Suitland, Md. / Wake Forest

				Field Goals		3-Point		F-Throws		Rebounds										Scoring	
SEASON	TEAM	GP-GS	MIN/AVG	FG-FGA	FG%	3FG-FGA	3FG%	FT-FTA	FT%	OFF	DEF	TOT	AVG	PF-FO	AST	TO	BLK	STL		PTS	AVG
2017-18	Wake	21-0	105/5.0	7-20	.350	0-3	.000	7-13	.538	6	18	24	1.1	12-0	4	4	2	3		21	1.0
2019-20	ASU	8-3	164/20.5	27-63	.429	2-9	.222	27-37	.730	14	31	45	5.6	25-2	7	15	3	6		83	10.4
TOTAL FOR ASU		8-3	164/20.5	27-63	.429	2-9	.222	27-37	.730	14	31	45	5.6	25-2	7	15	3	6		83	10.4
TOTAL		29-3	269/9.3	34-83	.410	2-12	.167	34-50	.680	20	49	69	2.4	37-2	11	19	5	9		104	3.6

Single Game Highs

Statistic	Value	
Points	16	vs Georgia St. 01/06/20
Rebounds	10	vs Georgia St. 01/06/20, vs Troy 01/11/20
Assists	3	vs Freed-Hardeman 12/28/19
Steals	2	vs Richmond 12/02/17, vs UT Arlington 01/02/20, vs Troy 01/11/20
Blocks	2	vs Army West Point 12/08/17, vs Freed-Hardeman 12/28/19
FG Made	6	vs Texas St. 01/04/20
FG Attempts	12	vs UT Arlington 01/02/20
3FG Made	1	vs Georgia St. 01/06/20, vs Troy 01/11/20
3FG Attempts	3	vs Georgia St. 01/06/20
FT Made	7	vs Georgia St. 01/06/20
FT Attempts	10	vs Georgia St. 01/06/20

12 CANBERK KUS | G | 6-6 | 205 | SR | Istanbul, Turkey / College of Central Florida

				Field Goals		3-Point		F-Throws		Rebounds										Scoring	
SEASON	TEAM	GP-GS	MIN/AVG	FG-FGA	FG%	3FG-FGA	3FG%	FT-FTA	FT%	OFF	DEF	TOT	AVG	PF-FO	AST	TO	BLK	STL	PTS	AVG	
2018-19	ASU	24-0	394/16.4	47-125	.376	15-54	.278	26-31	.839	14	46	60	2.5	50-1	25	33	16	18	135	5.6	
2019-20	ASU	18-17	482/26.8	75-163	.460	17-50	.340	36-49	.735	21	68	89	4.9	54-2	33	31	18	26	203	11.3	
TOTAL		42-17	876/20.9	122-288	.424	32-104	.308	62-80	.775	35	114	149	3.5	104-3	58	64	34	44	338	8.0	

Single Game Highs

Statistic	Value	
Points	18	vs VMI 11/14/19
Rebounds	12	vs Idaho 11/17/19
Assists	5	vs VMI 11/14/19
Steals	4	vs Ark.-Monticello 11/06/19, at Ole Miss 11/08/19, vs Freed-Hardeman 12/28/19
Blocks	4	vs Louisiana 12/18/19
FG Made	8	vs Ark.-Monticello 11/06/19, vs VMI 11/14/19
FG Attempts	13	vs Ark.-Monticello 11/06/19, vs Idaho 11/17/19
3FG Made	3	at Troy 02/09/19, vs SFA 11/30/19
3FG Attempts	6	vs UNCW 11/23/18
FT Made	7	vs Mo. Baptist 11/12/18
FT Attempts	8	vs Troy 01/11/20

15 JAKE SCOGGINS | F | 6-9 | 220 | rJR | Benton, Ark. / Benton HS

				Field Goals		3-Point		F-Throws		Rebounds									Scoring	
SEASON	TEAM	GP-GS	MIN/AVG	FG-FGA	FG%	3FG-FGA	3FG%	FT-FTA	FT%	OFF	DEF	TOT	AVG	PF-FO	AST	TO	BLK	STL	PTS	AVG
2017-18	ASU	24-1	157/6.5	11-24	.458	0-0	.000	2-8	.250	7	19	26	1.1	35-0	3	8	1	3	24	1.0
2018-19	ASU	8-2	62/7.7	4-7	.571	0-0	.000	1-4	.250	2	4	6	0.8	9-0	4	3	0	3	9	1.1
2019-20	ASU	3-0	15/4.9	1-6	.167	0-0	.000	0-1	.000	1	0	1	0.3	3-0	0	1	0	1	2	0.7
TOTAL		35-3	233/6.7	16-37	.432	0-0	.000	3-13	.231	10	23	33	0.9	47-0	7	12	1	7	35	1.0

Single Game Highs

Statistic	Value	
Points	4	at Indiana 11/22/17, vs Howard 11/20/17, vs Culver-Stockton 12/22/17
Rebounds	4	at Grand Canyon 11/16/18
Assists	3	at Grand Canyon 11/16/18
Steals	2	vs Coastal Carolina 02/24/18
Blocks	1	at Appalachian St. 01/27/18
FG Made	2	at Indiana 11/22/17, vs Howard 11/20/17, vs Culver-Stockton 12/22/17
FG Attempts	4	vs Freed-Hardeman 12/28/19
FT Made	1	at Abilene Christian 11/09/18, at Coastal Carolina 01/25/18, vs Coastal Carolina 02/24/18
FT Attempts	2	6 times

ARKANSAS STATE BASKETBALL

23 MARQUIS EATON | G | 6-2 | 195 | JR | Helena, Ark. / Jonesboro HS

				Field Goals		3-Point		F-Throws		Rebounds										Scoring	
SEASON	TEAM	GP-GS	MIN/AVG	FG-FGA	FG%	3FG-FGA	3FG%	FT-FTA	FT%	OFF	DEF	TOT	AVG	PF-FO	AST	TO	BLK	STL		PTS	AVG
2017-18	ASU	32-11	641/20.0	69-176	.392	13-47	.277	45-54	.833	10	40	50	1.6	52-0	69	50	6	26		196	6.1
2018-19	ASU	32-27	1023/32.0	123-331	.372	40-126	.317	73-96	.760	26	79	105	3.3	78-0	91	83	11	28		359	11.2
2019-20	ASU	18-16	558/31.0	63-177	.356	21-62	.339	53-68	.779	11	51	62	3.4	40-0	47	31	3	28		200	11.1
TOTAL		82-54	2222/27.1	255-684	.373	74-235	.315	171-218	.784	47	170	217	2.6	170-0	207	164	20	82		755	9.2

Single Game Highs

Statistic	Value	
Points	26	vs UT Arlington 02/16/19
Rebounds	9	vs Fla. Atlantic 12/14/18, vs Louisiana 12/18/19
Assists	8	vs Appalachian St. 01/24/19
Steals	5	vs Troy 01/11/20
Blocks	2	vs Louisiana 03/09/19
FG Made	9	vs UT Arlington 02/16/19
FG Attempts	17	vs UNCW 11/23/18, vs Fla. Atlantic 12/14/18, vs Troy 01/11/20
3FG Made	5	vs Harding 12/29/18
3FG Attempts	9	at La.-Monroe 01/05/19
FT Made	9	vs Louisiana 12/18/19
FT Attempts	14	vs Louisiana 12/18/19

32 ANTWON JACKSON | F | 6-7 | 265 | FR | Las Vegas, Nev. / Ed W. Clark HS

				Field Goals		3-Point		F-Throws		Rebounds										Scoring	
SEASON	TEAM	GP-GS	MIN/AVG	FG-FGA	FG%	3FG-FGA	3FG%	FT-FTA	FT%	OFF	DEF	TOT	AVG	PF-FO	AST	TO	BLK	STL		PTS	AVG
2019-20	ASU	18-0	249/13.8	16-34	.471	0-0	.000	12-22	.545	20	27	47	2.6	24-0	9	15	7	12		44	2.4
TOTAL		18-0	249/13.8	16-34	.471	0-0	.000	12-22	.545	20	27	47	2.6	24-0	9	15	7	12		44	2.4

Single Game Highs

Statistic	Value	
Points	8	vs Omaha 12/03/19
Rebounds	8	vs Louisiana 12/18/19
Assists	2	vs Ark.-Monticello 11/06/19, at Tulsa 12/07/19
Steals	3	at Ole Miss 11/08/19
Blocks	1	7 times
FG Made	4	vs Omaha 12/03/19
FG Attempts	5	vs UT Arlington 01/02/20
FT Made	4	vs Texas St. 01/04/20
FT Attempts	4	vs UC Davis 11/15/19, at Colorado St. 11/20/19, vs Texas St. 01/04/20

ARKANSAS STATE BASKETBALL

Game 1

Ark-Monticello 43 - 0-0-0 GAC

#	Player	Total		3-Pt		Rebounds		PF	TP	A	TO	Bk	Sll	Min	
		FG-FGA	FT-FTA	Off	Def										
23	Justin Slocum	1	2-8	0-0	1-1	2	2	4	4	5	1	3	0	16	
25	Kwame McBean	1	1-1	0-0	0-0	1	4	5	5	2	0	2	0	24	
9	KJ Lesure	6	2-4	0-3	0-1	1	6	7	1	0	3	0	2	24	
10	Wayne King	6	6-12	5-9	2-2	3	4	7	3	19	2	1	0	31	
15	Marcus Gilbert	6	6-15	3-9	0-0	4	2	6	1	15	1	7	0	37	
17	Austin Hardy	15	1-5	1-5	2-2	0	4	4	4	5	1	0	1	37	
22	Jeremiah Alexander	0-2	0-0	0-1	0	3	3	0	0	0	2	0	0	10	
26	Denzel McDuffey	1-6	0-0	1-2	2	3	5	4	3	0	1	0	1	23	
12	Kyon Craddock	0-0	0-0	0-0	0	0	0	0	0	1	0	1	0	6	
20	Nediga Dipp	0-0	0-0	0-0	0	0	0	0	0	0	0	0	0	2	
Team						0	0	0	1						
Totals			17-53	9-25	6-8	13	28	41	23	49	11	22	1	200	
FG % 1st Half:		8-24	33.3%	2nd half:	9-29	31.0%	Game:	17-53	32.1%						
3FG % 1st Half:		5-13	38.5%	2nd half:	4-13	30.8%	Game:	9-26	34.6%						Rebounds
FT % 1st Half:		1-1	33.3%	2nd half:	5-10	50.0%	Game:	6-8	75.0%						1

Arkansas State 65 - 1-0-0 Sun Belt

#	Player	Total	3-Pt	Rebounds	FG-FGA	FT-FTA	Off	Def	TP	PF	A	TO	Bk	Sll	Min
03	Brevard, Malik	1	2-3	0-0	0-2	1	3	4	2	4	1	3	0	1	21
04	Matthews, J.J.	1	4-8	0-0	2-4	3	7	10	2	8	4	5	0	0	25
09	Fields, Caleb	6	1-3	0-2	1-4	1	1	1	0	2	10	2	0	0	17
12	Kus, Canberk	9	8-13	1-3	0-0	1	6	7	4	17	4	1	1	4	27
23	Eaton, Marquis	1	0-1	1-1	2-3	0	4	4	3	1	3	4	0	3	31
01	Johnson, Jerry	0-3	0-0	0-0	0	0	0	0	0	0	2	0	0	0	9
02	Wilson, Kobe	2-9	1-5	0-0	0	2	2	0	5	2	1	0	0	0	23
05	Wills, Christian	4-8	2-5	0-1	3	1	4	2	10	3	1	0	0	0	29
16	Farrington, Malcolm	0-1	0-1	0-0	0	0	0	1	1	0	0	0	0	0	3
32	Jackson, Antwon	2-2	0-0	1-3	2	2	0	1	5	2	0	1	0	1	15
	Totals	27-58	5-19	6-17	10	24	34	15	65	20	12	2	9	200	
	FG % 1st Half:	12-27	44.4%	2nd half:	15-31	48.4%	Game:	27-58	46.4%						Rebounds
	3FG % 1st Half:	2-8	25.0%	2nd half:	2-8	25.0%	Game:	4-16	31.3%						Double
	FT % 1st Half:	1-9	11.1%	2nd half:	5-16	31.3%	Game:	6-17	35.3%						4

Officials: Chris Chumley, John Dillon, Byron Janett
Technical fouls: Ark-Monticello None, Arkansas State-None.
Attendance: 1397

Score by periods	1st	2nd	Total
Ark-Monticello	22	27	49
Arkansas State	28	37	65

Game 2

Arkansas State 43 - 1-1

#	Player	Total	3-Pt	Rebounds	FG	FT	Off	Def	TP	PF	TP	A	TO	Bk	Sll	Min
03	Brevard, Malik	1	1-1	0-0	0	4	4	4	5	2	0	5	2	0	23	
04	Matthews, J.J.	1	4-8	0-0	2-3	0	2	2	4	10	0	1	0	1	21	
05	Wills, Christian	1	1-3	0-0	0-0	0	1	3	3	1	0	1	0	1	21	
12	Kus, Canberk	9	4-12	1-4	1-2	0	2	2	10	2	3	0	4	3	31	
23	Eaton, Marquis	9	1-7	1-4	1-2	0	6	6	1	4	5	4	0	1	33	
01	Johnson, Jerry	2	0-9	1-5	0-0	1	1	3	5	3	0	0	0	0	24	
02	Wilson, Kobe	0	0-2	0-0	0-0	0	0	2	2	1	8	1	2	0	1	34
32	Jackson, Antwon	0	0-1	0-0	1-2	1	2	0	1	0	3	0	3	0	3	23
Team					0	0	0	0								
Totals		15-46	6-19	7-12	6	22	28	19	43	12	23	2	11	20		
FG % 1st Half:	7-20	35.0%	2nd half:	8-26	30.8%	Game:	15-46	32.6%	Double							
3FG % 1st Half:	4-10	40.0%	2nd half:	2-9	22.2%	Game:	6-19	31.6%	Rebounds							
FT % 1st Half:	1-3	33.3%	2nd half:	6-9	66.7%	Game:	7-12	58.3%	1							

016 Miss 1st 1/2

Ole Miss 71 - 1-0

#	Player	Total	3-Pt		Rebounds		FG-FGA	FT-FTA	Off	Def	TP	A	TO	Bk	Sll	Min	
03	Sy, Khadim	1	3-6	0-0	2-2	2	2	4	3	8	1	1	0	1	20		
05	Buffett, Jack	1	5-6	1-1	5-8	2	7	9	3	16	1	2	2	3	23		
04	Shuler, Devontae	9	7-11	3-7	3-4	1	3	1	20	1	4	0	2	28			
02	Tyree, Brein	9	2-9	1-7	1-2	0	2	2	0	6	4	2	0	3	25		
15	Rodriguez, Luis	1	0-3	0-2	1-2	0	2	6	1	5	3	1	1	3	25		
01	Crowley, Austin	2-4	2-4	0-0	1	1	5	6	1	1	0	1	0	10			
10	Curry, Carlos	2-4	0-0	0-0	0	1	2	3	1	4	0	0	0	9			
11	Miller, Franco	1-3	1-2	1-2	0	1	1	1	0	4	1	0	1	12			
13	Williams, Bryce	0-1	0-0	0-0	1	1	2	2	2	0	0	0	0	14			
14	Collins, Antwan	0-2	0-1	0-0	0	0	0	2	0	0	0	0	0	17			
04	Hunter, Sammy	0-1	0-0	0-0	0	0	0	0	0	0	0	0	0	12			
33	McBride, John	0-0	0-0	0-0	0	0	0	0	0	0	0	0	0	3			
01	McKay, Connor	0-0	0-0	0-0	0	0	0	0	0	0	0	0	0	1			
	Team					0	0	0									
Totals			25-56	8-26	13-20	11	29	40	20	71	16	35	3	14	200		
FG % 1st Half:		15-34	44.1%	2nd half:	10-22	45.5%	Game:	25-56	44.6%	Double							
3FG % 1st Half:		5-17	29.4%	2nd half:	3-9	33.3%	Game:	8-26	30.8%	Rebounds							
FT % 1st Half:		4-8	50.0%	2nd half:	4-8	50.0%	Game:	8-20	40.0%	9							

Officials: Pat Adams, Vladimir Vuyat, Tait, Nathan Berns
Technical fouls: Arkansas State-Matthews, J.J.; Wills, Christian, Ole
Miss-Buffett, Jack
Attendance: 8009

Score by periods	1st	2nd	Total
Arkansas State	19	24	43
Ole Miss	39	32	71

Game 3

VMI 56 - 0-4-0 SoCon

#	Player	Total	3-Pt	Rebounds	FG-FGA	FT-FTA	Off	Def	TP	PF	TP	A	TO	Bk	Sll	Min
34	Jake Stephens	6	1-4	1-2	1-2	2	4	6	1	4	3	1	0	0	19	
02	Garrett Gillespie	9	3-6	1-3	0-2	2	5	7	3	7	1	0	0	1	34	
05	Greg Parham	6	2-4	1-2	2-4	1	2	4	1	3	8	1	0	1	24	
10	Kameron Curfman	9	4-10	2-6	0	2	2	2	1	10	1	0	3	0	30	
15	Myles Lewis	9	2-4	0-0	7-10	0	3	3	1	11	1	2	0	0	23	
08	Louis Tang	2-3	1-2	0-0	1	1	2	3	0	0	0	1	0	0	13	
03	Travis Ewe	4-11	2-7	0-0	0	1	1	3	10	3	1	0	3	0	30	
24	Will Miller	1-2	0-0	0-0	0	0	2	2	0	3	0	0	1	1	8	
25	Tyler Creamer	0-0	0-0	1-3	1	0	1	1	1	0	0	0	0	0	13	
Totals		29-48	7-24	11-21	7	18	25	16	56	10	13	0	8	200		
FG % 1st Half:		11-24	45.8%	2nd half:	8-24	33.3%	Game:		19-48	39.6%					Double	
3FG % 1st Half:		3-9	33.3%	2nd half:	2-15	13.3%	Game:		5-24	20.8%					Rebounds	
FT % 1st Half:		2-6	33.3%	2nd half:	9-15	60.0%	Game:		11-21	52.4%					4	

Arkansas State 71 - 2-1-0 Sun Belt

#	Player	FG-FGA	3-PtR	Rebounds	FT-FTA	Off	Def	TP	PF	A	TO	Bk	Sll	Min
03	Brevard, Malik	1-6	0-0	1-1	2	8	10	5	17	1	3	1	28	
04	Matthews, J.J.	1-3	0-0	1-2	1	1	2	3	5	3	0	0	18	
05	Wills, Christian	9-9	0-0	2-3	0	2	2	2	8	3	2	0	32	
12	Kus, Canberk	8-13	1-3	0-0	1	8	9	1	18	5	3	0	33	
23	Eaton, Marquis	3-9	2-4	0-0	0	1	3	8	4	2	0	2	29	
08	Fields, Caleb	2-5	0-1	4-6	0	4	0	8	3	1	0	2	30	
01	Johnson, Jerry	2-4	1-3	0-0	0	3	3	0	5	1	2	0	20	
02	Wilson, Kobe	0-0	0-0	0-0	0	0	0	0	0	0	0	0	2	
32	Jackson, Antwon	1-3	0-0	0-0	1	1	2	1	2	1	0	1	10	
Totals		29-50	3-9	10-14	5	29	35	15	71	21	13	2	600	
FG % 1st Half: 18-26		69.2%	2nd half: 11-24	45.8%	Game: 29-50		58.0%	Double						
3FG % 1st Half: 2-5		40.0%	2nd half: 1-4	25.0%	Game: 3-9		33.3%	Rebounds						
FT % 1st Half: 2-3		66.7%	2nd half: 8-11	72.7%	Game: 10-14		71.4%	2						
Officials: Rod Rourke, Bill Jackson, Don Daily														

Officials: Rob Norke, Bill Jacobson, Don Daily
Technical fouls: Arkansas State-None, Arkansas State-None.
Attendance: 1104

Score by periods	1st	2nd	Total
Arkansas State	29	42	71
VMI	40	31	71

Game 4

UC Davis 67 - 2-2-0 Big West

#	Player	FG-FGA	3-PtR	Rebounds	FT-FTA	Off	Def	TP	PF	A	TO	Bk	Sll	Min
13	Matt Neufeld	6-6	0-0	2-2	3	2	5	4	14	0	2	0	0	23
05	Ezra Manjon	8-8	0-1	2-3	0	4	4	2	8	4	5	0	1	31
11	Caleb Fuller	9-9	4-5	1-1	1-2	0	0	2	10	2	3	0	0	30
20	Alex Mooney	5-5	4-11	5-5	5-5	0	5	3	21	3	3	0	0	28
06	Elijan Pepper	2-2	0-3	0-0	1	0	1	0	1	3	0	0	2	24
02	Stefan Giony	1-5	1-4	1-2	1-1	0	4	2	1	0	1	0	1	25
10	Kennedy Koehner	3-4	0-0	0	1	1	2	2	6	0	0	0	0	17
04	Hopkins Roper	0-0	0-0	0-0	0	0	0	0	0	0	0	0	0	0
24	Ade Adebayo	0-1	0-0	0-0	0	1	1	2	0	0	0	0	0	8
03	Ovierr Gehrkse	0-0	0-0	0-0	0	1	1	0	0	0	0	0	0	0
Totals		25-49	6-20	11-14	6	18	24	18	67	13	23	0	5	200
FG % 1st half: 11-21		52.4%	2nd half: 14-28		50.0%	Games: 25-49		51.0%	Duets					
3FG % 1st half: 2-9		22.2%	2nd half: 4-11		36.4%	Games: 6-20		30.0%	Rebounds					
FT % 1st half: 7-9		77.8%	2nd half: 7-11		63.6%	Games: 5-5		100%	Points					

ARKANSAS STATE BASKETBALL

Game 10

Arkansas State 53 - 7-3

#	Player	Total	3-Pr	Rebounds	FG-FGA	FT-FTA	Off	Def	PF	TP	A	TO	Bk	Sll	Min
03	Brevard, Malik	1	0-3	0-1	0-0	1	4	5	1	0	2	0	0	0	17
04	Mathews, J.J.	1	6-9	0-0	3-4	2	0	2	5	15	0	5	1	0	24
06	Fields, Caleb	9	0-1	0-0	2-2	0	3	2	0	1	1	0	0	0	28
08	Wills, Christian	9	2-4	0-0	0-0	1	1	1	4	1	0	0	0	0	25
12	Kus, Canberk	9	7-11	2-4	0-0	1	1	2	3	6	0	1	0	0	32
01	Johnson, Jerry	9	3-11	1-3	0-0	0	2	2	1	13	1	1	0	0	27
23	Eaton, Marquis	9	0-2	0-0	0-0	0	3	3	3	1	1	0	0	0	29
32	Jackson, Antwon	9	0-3	0-0	0-0	2	0	2	2	0	0	0	0	0	18
Team															
Totals		18-48	3-11	14-16	8	13	21	18	53	4	16	1	6	200	

FG % 1st Half: 6.22 27.3% 2nd half: 12.06 45.2% Game: 18-48 37.5%
 3FG % 1st Half: 0.0 0.0% 2nd half: 3.0 50.0% Game: 6-17 37.5%
 FT % 1st Half: 4.4 100.0% 2nd half: 10-12 83.3% Game: 14-16 87.5%
 Points: 34 12 4 16 1.1
 In Off 2nd Fast
 Paint TO Chance Break Bench
 ASU 30 23 7 8 4

Missouri State 75 - 6-5

#	Player	Total	3-Pr	Rebounds	FG-FGA	FT-FTA	Off	Def	PF	TP	A	TO	Bk	Sll	Min
15	Lamont West	1	5-8	1-4	2-2	1	2	3	1	0	2	0	0	1	25
30	Tullo Da Silva	1	3-5	0-0	3-4	3	2	5	3	9	1	2	2	1	32
00	Tyrin Doud	9	4-6	2-3	2-3	0	5	5	3	12	2	2	0	1	26
01	Keandre Cook	9	5-11	1-4	6-6	0	3	3	3	17	3	1	0	0	37
04	JaMonta Black	9	0-0	0-0	0-0	0	0	0	0	0	0	0	0	0	9
09	Spencer Brown	9	0-0	0-0	0-0	0	0	0	0	0	0	0	0	0	1
11	Isiah Mosley	9	2-2	1-1	3-4	0	1	1	0	8	1	1	2	1	12
14	Ross Owens	9	1-1	1-1	0-0	0	0	0	1	3	0	0	0	0	1
24	Ford Cooper, Jr.	9	0-1	0-1	0-0	0	0	0	3	0	3	0	1	1	13
30	Danien Scott	9	0-0	0-0	0-0	0	0	0	0	0	0	0	0	0	1
32	Josh Hall	9	2-2	0-0	2-2	1	1	1	2	1	1	0	1	0	20
34	Gaige Prim	9	5-10	0-0	1-2	2	2	4	3	11	0	2	0	1	23
Team															
Totals		25-44	6-14	19-23	6	22	20	16	75	11	14	4	6	200	

FG % 1st Half: 19.22 54.3% 2nd half: 19.22 54.3% Game: 19-22 54.3%
 3FG % 1st Half: 2.9 22.2% 2nd half: 4.5 80.0% Game: 6-14 42.9%
 FT % 1st Half: 8.0 80.0% 2nd half: 11.3 84.6% Game: 19-23 82.6%
 Points: 34 12 4 16 3.1
 In Off 2nd Fast
 Paint TO Chance Break Bench
 ASU 30 23 7 8 4

Officials: Tom Eades, Rick Crawford, John Hendricks
 Technical fouls: Arkansas State-Mathews, J.J., Missouri State-Lamont West.
 Attendance: 3891
 Missouri ASU fouled out at 2:57 of 2nd half.

Score by periods	1st	2nd	Total
Arkansas State	16	57	73
Missouri State	34	41	75

Last FG - ASU 2nd 01:59, MSU 2nd 00:32
 Largest lead - ASU by 16 1st 00:29, MSU by 25 2nd 00:32
 ASU led for 10:51, MSU led for 36:27. Game was tied for 0:22.
 Score tied - 1 time.
 Lead changed - 1 time.

Game 11

Louisiana 67 - 5-6 (0-1 SBC)

#	Player	Total	3-Pr	Rebounds	FG-FGA	FT-FTA	Off	Def	PF	TP	A	TO	Bk	Sll	Min
01	Jalen Johnson	1	3-9	1-4	3-3	1	5	6	4	10	0	0	0	1	26
11	Trus Smith	1	5-6	0-0	5-5	5	3	8	5	15	0	3	1	0	18
06	Fields, Caleb	9	6-16	0-0	3-4	0	3	4	1	16	3	3	0	2	25
08	Trejan Wesley	9	1-3	0-0	0-1	0	1	1	3	2	4	2	0	0	26
13	Myik Wilson	9	2-6	1-1	7-10	2	2	4	4	12	2	0	0	1	36
15	P.J. Hardy	9	0-3	0-2	1-2	0	2	2	2	1	0	0	0	0	15
22	Calvin Temple	9	1-3	0-0	0-1	0	2	2	4	3	0	0	0	0	17
23	Chris Sprenkle	9	0-0	0-0	0-1	0	1	0	0	0	0	0	0	0	5
34	Dou Curry	9	3-10	0-1	2-4	4	3	7	4	8	0	2	0	2	20
36	Kristian Lafayette	9	0-0	0-0	0-0	0	1	1	0	0	0	0	0	0	6
Team															
Totals		21-56	4-16	21-30	13	23	36	30	67	6	14	2	6	200	

FG % 1st Half: 11-30 36.7% 2nd half: 10-26 38.5% Game: 21-56 37.5%
 3FG % 1st Half: 2.8 25.0% 2nd half: 2.8 25.0% Game: 4-16 25.0%
 FT % 1st Half: 11-14 78.6% 2nd half: 10-16 62.5% Game: 21-30 70.0%
 Points: 21 16 12 16 1.1
 In Off 2nd Fast
 Paint TO Chance Break Bench
 ASU 30 23 7 8 4

Arkansas State 79 - 8-3 (1-0 SBC)

#	Player	Total	3-Pr	Rebounds	FG-FGA	FT-FTA	Off	Def	PF	TP	A	TO	Bk	Sll	Min
04	Mathews, J.J.	1	4-4	0-0	0-0	1	2	3	5	8	1	2	0	0	13
01	Johnson, Jerry	1	2-6	1-4	6-8	0	1	1	13	11	3	0	0	0	28
01	Wills, Christian	9	2-3	0-0	1-2	1	4	5	1	2	1	0	0	0	32
12	Kus, Canberk	9	1-4	0-1	4-4	1	6	7	4	6	1	3	4	1	25
23	Eaton, Marquis	9	7-15	1-4	9-14	2	7	9	23	24	4	2	0	1	37
22	Fields, Caleb	9	4-8	2-4	8-14	1	3	4	18	4	2	2	0	1	31
03	Wilson, Kobe	9	0-3	0-1	0-0	0	1	1	0	0	0	0	0	0	4
03	Brevard, Malik	9	2-2	0-0	0-0	1	2	3	4	1	1	0	0	0	11
11	Eggleston, Melo	9	1-1	0-0	1-1	0	1	1	1	2	0	0	0	0	4
32	Jackson, Antwon	9	2-2	0-0	0-0	2	6	8	4	4	1	2	1	0	25
Team															
Totals		24-48	4-14	27-41	8	29	37	28	79	16	13	5	6	200	

FG % 1st Half: 11-22 50.0% 2nd half: 13-26 50.0% Game: 24-48 50.0%
 3FG % 1st Half: 2.5 40.0% 2nd half: 2.9 22.2% Game: 4-14 28.6%
 FT % 1st Half: 13-19 68.4% 2nd half: 14-22 63.6% Game: 27-41 65.9%
 Points: 24 16 12 16 1.1
 In Off 2nd Fast
 Paint TO Chance Break Bench
 ASU 30 23 7 8 4

Officials: Rob Roke, Gerald Williams, K.B. Burdett Jr.
 Technical fouls: Louisiana-Jalen Johnson, Dou Curry, Trajan Wesley, Cedric Russell 2, P.J. Hardy, Trejan Wesley, Malik Eggleston, Melo Jackson, Antwon.
 Attendance: 1177

Score by periods	1st	2nd	Total
Louisiana	35	32	67
Arkansas State	37	42	79

Last FG - LA 2nd 01:55, ASU 2nd 00:34
 Largest lead - LA by 3 1st 19:47, ASU by 12 2nd 00:34
 ASU led for 04:14, ASU led for 34:38. Game was tied for 0:08.

Game 12

Arkansas State 62 - 9-0 (2-0 SBC)

#	Player	Total	3-Pr	Rebounds	FG-FGA	FT-FTA	Off	Def	PF	TP	A	TO	Bk	Sll	Min
03	Brevard, Malik	1	1-2	0-1	0-0	0	0	1	1	4	2	0	0	0	11
04	Mathews, J.J.	1	3-3	0-0	3-5	2	4	6	2	4	6	2	2	0	27
06	Fields, Caleb	9	0-2	0-0	1-1	0	1	0	0	3	1	0	1	1	16
12	Kus, Canberk	9	5-11	1-2	2-2	2	2	4	2	13	2	0	0	0	32
23	Eaton, Marquis	9	2-9	0-2	0-0	0	3	3	4	4	1	2	0	4	33
06	Fields, Caleb	9	2-5	0-1	3-4	0	3	3	2	7	3	2	1	1	28
01	Johnson, Jerry	9	5-11	3-6	0-0	0	3	3	0	15	1	0	0	0	23
11	Eggleston, Melo	9	5-8	0-1	4-4	5	3	8	5	14	1	3	0	1	19
32	Jackson, Antwon	9	0-1	0-0	0-0	0	0	0	0	0	0	0	0	0	11
Team															
Totals		23-52	4-13	12-15	10	29	29	19	62	10	11	3	8	200	

FG % 1st Half: 9-23 39.1% 2nd half: 14-29 48.3% Game: 23-52 44.2%
 3FG % 1st Half: 1-5 20.0% 2nd half: 3-8 37.5% Game: 4-13 30.8%
 FT % 1st Half: 4-4 100.0% 2nd half: 8-11 72.7% Game: 12-15 80.0%
 Points: 23 16 12 16 1.1
 In Off 2nd Fast
 Paint TO Chance Break Bench
 ASU 30 23 7 8 4

La-Monroe 59 - 4-6 (0-2 SBC)

#	Player	Total	3-Pr	Rebounds	FG-FGA	FT-FTA	Off	Def	PF	TP	A	TO	Bk	Sll	Min
01	Tyrese White	1	4-10	1-4	5-6	1	2	3	4	14	2	1	2	0	33
22	D'Andre Bernard	1	1-4	0-1	1-2	1	2	3	1	3	0	2	1	0	21
02	Michael Ertel	9	4-12	0-2	5-5	0	5	5	0	13	3	0	0	0	37
02	JD Williams	9	4-5	0-0	4-4	4	2	8	4	6	4	0	0	0	37
13	Jalen Goddard	9	4-6	0-0	2-3	1	5	6	2	10	2	0	0	1	36
00	Chris Ettefou	9	2-2	0-0	1-1	0	1	0	4	0	2	0	0	0	5
01	Erie Okoro	9	0-0	0-0	0-0	0	0	0	0	0	0	0	0	0	4
10	Langston Powell	9	0-0	0-0	0-0	0	1	0	0	0	0	0	0	0	6
23	Young White	9	3-3	0-0	1-3	1	3	4	7	0	1	0	0	1	21
Team															
Totals		21-45	2-10	15-21	5	23	26	14	59	12	15	4	5	200	

FG % 1st Half: 12-22 54.5% 2nd half: 3-23 39.1% Game: 21-45 46.7%
 3FG % 1st Half: 1-5 20.0% 2nd half: 1-6 16.7% Game: 2-10 20.0%
 FT % 1st Half: 1-1 100.0% 2nd half: 11-15 73.3% Game: 12-21 57.1%
 Points: 23 16 12 16 1.1
 In Off 2nd Fast
 Paint TO Chance Break Bench
 ASU 30 23 7 8 4

Officials: Sidney Cohen, John Dillon, Steve Dwyer
 Technical fouls: Arkansas State-None, La-Monroe-None.
 Attendance: 2021

Score by periods	1st	2nd	Total
Arkansas State	23	36	59
La-Monroe	29	30	59

Last FG - ASU 2nd 01:03, ULM 2nd 00:43
 Largest lead - ASU by 8 1st 03:55, ULM by 8 1st 03:55
 ASU led for 10:12, ULM led for 24:47. Game was tied for 05:01.
 Score tied - 6 times.
 Lead changed - 6 times.

Game 13

Free-Hardeman 73 - 7-3

#	Player	Total	3-Pr	Rebounds	FG-FGA	FT-FTA	Off	Def	PF	TP	A	TO	Bk	Sll	Min
00	Kortland Martin	1	3-7	3-6	0-0	1	2	3	4	9	5	7	0	0	30
03	Hunter Scudlock	1	0-4	0-1	1-2	1	1	2	1	1	3	1	0	1	24
13	Bryan Bates	1	5-13	3-7	2-4	2	6	4	15	2	2	0	2	37	24
21	John Muslewskie	1	2-4	1-3	0-0	0	3	3	4	5	3	1	0	0	26
22	Funk Lashley	1	7-14	0-0	2-2	2	16	2	16	2	1	0	0	0	26
05	Avery Thruschell	0-0	0-0	0-0	0-0	0-0	0	0	0	0	0	0	0	0	0
10	Ben Brown	0-0	0-0	0-0	0-0	0-0	0	0	0	0	0	0	0	0	0
15	Clay Clark	0-0	0-0	0-0	0-0	0-0	0	0	0	0	0	0	0	0	0
16	Fly Williams	0-0	0-0	0-0	0-0	0-0	0	0	0	0	0	0	0	0	0
25	Konstantin Dotsenko	6-11	4-7	2-3	3	11	12	48	1	2	0	0	0	0	28
30	Anthony Yarbrough	3-6	1-1	0-0	0	0	0	0	0	0	0	0	0	0	0
32	Logan Brown	0-0	0-0	0-0	0-0	0-0	0	0	0	0	0	0	0	0	0

ARKANSAS STATE BASKETBALL

Arkansas State Game Highs



2019-20 Arkansas State Men's Basketball
Arkansas State Team High/Low Analysis (as of Jan 14, 2020)
All games



Arkansas State - TEAM GAME HIGHS

POINTS	90	GEORGIA ST. (01/06/20)
	84	FREED-HARDEMAN (12/28/19)
	82	IDAHO (11/17/19)
	80	at Colorado St. (11/20/19)
	80	UC DAVIS (11/15/19)
FIELD GOALS MADE	31	FREED-HARDEMAN (12/28/19)
	31	IDAHO (11/17/19)
FIELD GOAL ATTEMPTS	66	FREED-HARDEMAN (12/28/19)
	59	IDAHO (11/17/19)
FIELD GOAL PERCENTAGE	.580 (29-50)	VMI (11/14/19)
	.525 (31-59)	IDAHO (11/17/19)
3 PT FIELD GOALS MADE	13	at Colorado St. (11/20/19)
	7	TROY (01/11/20)
	7	at South Alabama (01/09/20)
3 PT FG ATTEMPTS	21	TROY (01/11/20)
	20	at Colorado St. (11/20/19)
3 PT FG PERCENTAGE	.650 (13-20)	at Colorado St. (11/20/19)
	.429 (6-14)	at Tulsa (12/07/19)
FREE THROWS MADE	34	GEORGIA ST. (01/06/20)
	30	TEXAS ST. (01/04/20)
FREE THROW ATTEMPTS	42	GEORGIA ST. (01/06/20)
	41	TEXAS ST. (01/04/20)
	41	LOUISIANA (12/18/19)
FREE THROW PERCENTAGE	.875 (14-16)	at Missouri State (12/11/19)
	.846 (22-26)	OMAHA (12/03/19)
REBOUNDS	41	FREED-HARDEMAN (12/28/19)
	39	SFA (11/30/19)
	39	IDAHO (11/17/19)
ASSISTS	22	IDAHO (11/17/19)
	21	VMI (11/14/19)
STEALS	19	TROY (01/11/20)
	12	UC DAVIS (11/15/19)
BLOCKED SHOTS	5	FREED-HARDEMAN (12/28/19)
	5	LOUISIANA (12/18/19)
	5	IDAHO (11/17/19)
TURNOVERS	23	at Ole Miss (11-8-19)
	20	SFA (11/30/19)
FOULS	28	TEXAS ST. (01/04/20)
	28	LOUISIANA (12/18/19)

Opponent Game Highs



2019-20 Arkansas State Men's Basketball
Arkansas State High/Low Analysis (as of Jan 14, 2020)
All games



Opponent - GAME HIGHS

POINTS	87	GEORGIA ST. (01/06/20)
	78	at Colorado St. (11/20/19)
	76	SFA (11/30/19)
	75	at South Alabama (01/09/20)
	75	at Missouri State (12/11/19)
FIELD GOALS MADE	32	GEORGIA ST. (01/06/20)
	31	UT ARLINGTON (01/02/20)
FIELD GOAL ATTEMPTS	62	GEORGIA ST. (01/06/20)
	60	FREED-HARDEMAN (12/28/19)
FIELD GOAL PERCENTAGE	.568 (25-44)	at Missouri State (12/11/19)
	.525 (31-59)	UT ARLINGTON (01/02/20)
3 PT FIELD GOALS MADE	12	FREED-HARDEMAN (12/28/19)
	9	TROY (01/11/20)
	9	GEORGIA ST. (01/06/20)
3 PT FG ATTEMPTS	30	TROY (01/11/20)
	26	at Ole Miss (11-8-19)
3 PT FG PERCENTAGE	.571 (4-7)	ARK.-MONTICELLO (11/06/19)
	.480 (12-25)	at South Alabama (01/09/20)
FREE THROWS MADE	29	TEXAS ST. (01/04/20)
	25	at South Alabama (01/09/20)
FREE THROW ATTEMPTS	36	TEXAS ST. (01/04/20)
	35	at South Alabama (01/09/20)
FREE THROW PERCENTAGE	.826 (19-23)	at Missouri State (12/11/19)
	.824 (14-17)	GEORGIA ST. (01/06/20)
REBOUNDS	42	UT ARLINGTON (01/02/20)
	42	SFA (11/30/19)
ASSISTS	27	UT ARLINGTON (01/02/20)
	21	at Colorado St. (11/20/19)
	21	IDAHO (11/17/19)
STEALS	14	at Ole Miss (11-8-19)
	12	at South Alabama (01/09/20)
BLOCKED SHOTS	6	at Colorado St. (11/20/19)
	4	at La.-Monroe (12/21/19)
	4	at Missouri State (12/11/19)
TURNOVERS	23	TROY (01/11/20)
	23	UC DAVIS (11/15/19)
FOULS	30	LOUISIANA (12/18/19)
	29	GEORGIA ST. (01/06/20)

Arkansas State Game Lows



2019-20 Arkansas State Men's Basketball
Arkansas State High/Low Analysis (as of Jan 14, 2020)
All games



Arkansas State - GAME LOWS

POINTS	43	at Ole Miss (11-8-19)
	52	UT ARLINGTON (01/02/20)
	53	at Missouri State (12/11/19)
	57	SFA (11/30/19)
	59	at South Alabama (01/09/20)
FIELD GOALS MADE	15	at Ole Miss (11-8-19)
	15	SFA (11/30/19)
FIELD GOAL ATTEMPTS	45	at Tulsa (12/07/19)
	46	at Ole Miss (11-8-19)
	46	at South Alabama (01/09/20)
FIELD GOAL PERCENTAGE	.283 (15-53)	SFA (11/30/19)
	.286 (16-56)	UT ARLINGTON (01/02/20)
3 PT FIELD GOALS MADE	2	UT ARLINGTON (01/02/20)
	3	VMI (11/14/19)
	3	at Missouri State (12/11/19)
	3	TEXAS ST. (01/04/20)
3 PT FG ATTEMPTS	9	VMI (11/14/19)
	9	UT ARLINGTON (01/02/20)
3 PT FG PERCENTAGE	.222 (2-9)	UT ARLINGTON (01/02/20)
	.235 (4-17)	SFA (11/30/19)
FREE THROWS MADE	6	ARK.-MONTICELLO (11/06/19)
	7	at Ole Miss (11-8-19)
FREE THROW ATTEMPTS	12	at Ole Miss (11-8-19)
	13	at South Alabama (01/09/20)
FREE THROW PERCENTAGE	.353 (6-17)	ARK.-MONTICELLO (11/06/19)
	.583 (7-12)	at Ole Miss (11-8-19)
REBOUNDS	21	at Missouri State (12/11/19)
	22	at Tulsa (12/07/19)
ASSISTS	4	at Missouri State (12/11/19)
	9	SFA (11/30/19)
STEALS	4	IDAHO (11/17/19)
	5	SFA (11/30/19)
	5	at Tulsa (12/07/19)
	5	UT ARLINGTON (01/02/20)
	5	at South Alabama (01/09/20)
BLOCKED SHOTS	1	at Tulsa (12/07/19)
	1	at Missouri State (12/11/19)
	1	TROY (01/11/20)
TURNOVERS	7	IDAHO (11/17/19)
	7	UT ARLINGTON (01/02/20)
FOULS	13	UT ARLINGTON (01/02/20)
	15	ARK.-MONTICELLO (11/06/19)
	15	VMI (11/14/19)
	15	GEORGIA ST. (01/06/20)

Opponent Game Lows



2019-20 Arkansas State Men's Basketball
Arkansas State High/Low Analysis (as of Jan 14, 2020)
All games



Opponent - GAME LOWS

POINTS	49	ARK.-MONTICELLO (11/06/19)
	56	VMI (11/14/19)
	59	at La.-Monroe (12/21/19)
	63	at Tulsa (12/07/19)
	67	UC DAVIS (11/15/19)
	67	LOUISIANA (12/18/19)
FIELD GOALS MADE	17	ARK.-MONTICELLO (11/06/19)
	19	VMI (11/14/19)
	19	TEXAS ST. (01/04/20)
FIELD GOAL ATTEMPTS	44	at Missouri State (12/11/19)
	45	at La.-Monroe (12/21/19)
	45	TEXAS ST. (01/04/20)
FIELD GOAL PERCENTAGE	.321 (17-53)	ARK.-MONTICELLO (11/06/19)
	.375 (21-56)	LOUISIANA (12/18/19)
3 PT FIELD GOALS MADE	2	at La.-Monroe (12/21/19)
	3	TEXAS ST. (01/04/20)
3 PT FG ATTEMPTS	7	at South Alabama (01/09/20)
	8	TEXAS ST. (01/04/20)
3 PT FG PERCENTAGE	.200 (2-10)	at La.-Monroe (12/21/19)
	.250 (4-16)	IDAHO (11/17/19)
	.250 (4-16)	LOUISIANA (12/18/19)
FREE THROWS MADE	4	UT ARLINGTON (01/02/20)
	6	ARK.-MONTICELLO (11/06/19)
FREE THROW ATTEMPTS	7	UT ARLINGTON (01/02/20)
	8	ARK.-MONTICELLO (11/06/19)
FREE THROW PERCENTAGE	.524 (11-21)	VMI (11/14/19)
	.571 (4-7)	UT ARLINGTON (01/02/20)
REBOUNDS	24	UC DAVIS (11/15/19)
	25	VMI (11/14/19)
ASSISTS	6	LOUISIANA (12/18/19)
	10	VMI (11/14/19)
	10	TROY (01/11/20)
STEALS	3	ARK.-MONTICELLO (11/06/19)
	3	UT ARLINGTON (01/02/20)
BLOCKED SHOTS	0	VMI (11/14/19)
	0	UC DAVIS (11/15/19)
	0	OMAHA (12/03/19)
	0	GEORGIA ST. (01/06/20)
TURNOVERS	8	IDAHO (11/17/19)
	10	at Colorado St. (11/20/19)
	10	at South Alabama (01/09/20)
FOULS	14	at Tulsa (12/07/19)
	14	at La.-Monroe (12/21/19)



2019-20 Arkansas State Men's Basketball
Arkansas State Combined Team Statistics (as of Jan 11, 2020)
All games



RECORD:	OVERALL	HOME	AWAY	NEUTRAL
ALL GAMES	12-6	9-3	3-3	0-0
CONFERENCE	4-3	3-2	1-1	0-0
NON-CONFERENCE	8-3	6-1	2-2	0-0

#	Player	gp-gs	min	avg	Total		3-Point		F-Throw		Rebounds				pf	dq	a	to	blk	stl	pts	avg
					fg-fga	fg%	3fg-fga	3fg%	ft-fa	ft%	off	def	tot	avg								
00	Fields, Caleb	17-8	527	31.0	53-125	.424	16-38	.421	76-111	.685	9	48	57	3.4	24	0	63	32	1	18	198	11.6
12	Kus, Canberk	18-17	479	26.6	75-163	.460	17-50	.340	36-49	.735	21	68	89	4.9	54	2	33	31	17	26	203	11.3
23	Eaton, Marquis	18-16	562	31.2	63-177	.356	21-62	.339	53-68	.779	11	51	62	3.4	40	0	47	31	3	28	200	11.1
11	Eggleston, Melo	8-3	164	20.5	27-63	.429	2-9	.222	27-37	.730	14	31	45	5.6	25	3	7	15	3	6	83	10.4
04	Matthews, J.J.	18-18	407	22.6	64-110	.582	0-0	.000	40-61	.656	29	50	79	4.4	57	5	27	27	13	9	168	9.3
01	Johnson, Jerry	17-1	365	21.5	40-110	.364	23-68	.338	36-41	.878	4	25	29	1.7	20	0	25	25	0	9	139	8.2
03	Brevard, Malik	18-13	384	21.3	43-67	.642	0-2	.000	12-23	.522	43	75	118	6.6	58	5	11	34	8	18	98	5.4
05	Willis, Christian	18-14	379	21.1	29-64	.453	11-28	.393	21-32	.656	7	18	25	1.4	37	0	30	22	2	12	90	5.0
32	Jackson, Antwon	18-0	251	13.9	16-34	.471	0-0	.000	12-22	.545	20	27	47	2.6	24	0	9	15	7	12	44	2.4
02	Wilson, Kobe	11-0	89	8.1	6-27	.222	3-14	.214	4-4	1.000	0	6	6	0.5	1	0	4	6	0	2	19	1.7
15	Scoggins, Jake	3-0	15	5.0	1-6	.167	0-0	.000	0-1	.000	1	0	1	0.3	3	0	0	1	0	1	2	0.7
10	Farrington, Malcolm	1-0	3	3.0	0-1	.000	0-1	.000	0-0	.000	0	0	0	0.0	1	0	0	0	0	0	0	0.0
Team											10	10	20					1				
Total.....		18	3625		417-947	.440	93-272	.342	317-449	.706	169	409	578	32.1	344	15	256	240	54	141	1244	69.1
Opponents.....		18	3625		443-951	.466	112-322	.348	250-352	.710	152	439	591	32.8	381	-	255	271	31	115	1248	69.3

TEAM STATISTICS	ASU	OPP
SCORING	1244	1248
Points per game	69.1	69.3
Scoring margin	-0.2	-
FIELD GOALS-ATT	417-947	443-951
Field goal pct	.440	.466
3 POINT FG-ATT	93-272	112-322
3-point FG pct	.342	.348
3-pt FG made per game	5.2	6.2
FREE THROWS-ATT	317-449	250-352
Free throw pct	.706	.710
F-Throws made per game	17.6	13.9
REBOUNDS	578	591
Rebounds per game	32.1	32.8
Rebounding margin	-0.7	-
ASSISTS	256	255
Assists per game	14.2	14.2
TURNOVERS	240	271
Turnovers per game	13.3	15.1
Turnover margin	+1.7	-
Assist/turnover ratio	1.1	0.9
STEALS	141	115
Steals per game	7.8	6.4
BLOCKS	54	31
Blocks per game	3.0	1.7
ATTENDANCE	14779	20693
Home games-Avg/Game	12-1232	6-3449
Neutral site-Avg/Game	-	0-0

Date	Opponent		Score	Att.
11/06/19	ARK.-MONTICELLO	W	65-49	1397
11-8-19	at Ole Miss	L	43-71	8009
% 11/14/19	VMI	W	71-56	1104
% 11/15/19	UC DAVIS	W	80-67	1176
% 11/17/19	IDAHO	W	82-68	987
11/20/19	at Colorado St.	W	80-78	2306
11/30/19	SFA	L	57-76	1606
12/03/19	OMAHA	W	78-73	1126
12/07/19	at Tulsa	W	66-63	3074
12/11/19	at Missouri State	L	53-75	3891
* 12/18/19	LOUISIANA	W	79-67	1177
* 12/21/19	at La.-Monroe	W	62-59	2021
12/28/19	FREED-HARDEMAN	W	84-73	1173
* 01/02/20	UT ARLINGTON	L	52-73	1276
* 01/04/20	TEXAS ST.	L	67-70	1275
* 01/06/20	GEORGIA ST.	W	90-87	1105
* 01/09/20	at South Alabama	L	59-75	1392
* 01/11/20	TROY	Wot	76-68	1377

* = Conference game

% = Red Wolves Classic (Jonesboro, Ark.)

Score by Periods	1st	2nd	OT	Totals
Arkansas State	552	677	15	1244
Opponents	619	622	7	1248



2019-20 Arkansas State Men's Basketball
Arkansas State Combined Team Statistics (as of Jan 11, 2020)
Sun Belt games only



RECORD:	OVERALL	HOME	AWAY	NEUTRAL
ALL GAMES	4-3	3-2	1-1	0-0
CONFERENCE	4-3	3-2	1-1	0-0
NON-CONFERENCE	0-0	0-0	0-0	0-0

#	Player	gp-gs	min	avg	Total		3-Point		F-Throw		Rebounds				pf	dq	a	to	blk	stl	pts	avg
					fg-fga	fg%	3fg-fga	3fg%	ft-fa	ft%	off	def	tot	avg								
23	Eaton, Marquis	7-7	241	34.4	33-79	.418	9-26	.346	26-35	.743	6	17	23	3.3	15	0	17	9	2	13	101	14.4
00	Fields, Caleb	7-4	225	32.1	18-46	.391	8-14	.571	32-50	.640	6	19	25	3.6	18	0	30	15	1	10	76	10.9
11	Eggleston, Melo	7-3	145	20.7	24-55	.436	2-7	.286	21-28	.750	13	28	41	5.9	23	3	4	15	1	6	71	10.1
12	Kus, Canberk	7-6	167	23.9	19-50	.380	4-15	.267	20-24	.833	9	21	30	4.3	22	1	11	10	8	7	62	8.9
04	Matthews, J.J.	7-7	166	23.7	20-30	.667	0-0	.000	16-26	.615	12	21	33	4.7	21	2	6	13	6	3	56	8.0
01	Johnson, Jerry	7-1	154	22.0	13-49	.265	7-33	.212	18-21	.857	2	10	12	1.7	7	0	10	8	0	3	51	7.3
03	Brevard, Malik	7-3	132	18.9	11-16	.688	0-1	.000	7-13	.538	16	25	41	5.9	18	0	3	9	3	10	29	4.1
05	Willis, Christian	7-4	113	16.1	6-17	.353	3-8	.375	10-15	.667	0	5	5	0.7	11	0	8	8	0	4	25	3.6
32	Jackson, Antwon	7-0	77	11.0	4-10	.400	0-0	.000	6-6	1.000	7	10	17	2.4	10	0	3	4	3	2	14	2.0
02	Wilson, Kobe	2-0	5	2.5	0-3	.000	0-1	.000	0-0	.000	0	1	1	0.5	0	0	0	0	0	0	0	0.0
Team											0	2	2									
Total.....		7	1425		148-355	.417	33-105	.314	156-218	.716	71	159	230	32.9	145	6	92	91	24	58	485	69.3
Opponents.....		7	1425		172-370	.465	38-113	.336	117-157	.745	62	172	234	33.4	164	-	94	103	10	42	499	71.3

TEAM STATISTICS	ASU	OPP
SCORING	485	499
Points per game	69.3	71.3
Scoring margin	-2.0	-
FIELD GOALS-ATT	148-355	172-370
Field goal pct	.417	.465
3 POINT FG-ATT	33-105	38-113
3-point FG pct	.314	.336
3-pt FG made per game	4.7	5.4
FREE THROWS-ATT	156-218	117-157
Free throw pct	.716	.745
F-Throws made per game	22.3	16.7
REBOUNDS	230	234
Rebounds per game	32.9	33.4
Rebounding margin	-0.6	-
ASSISTS	92	94
Assists per game	13.1	13.4
TURNOVERS	91	103
Turnovers per game	13.0	14.7
Turnover margin	+1.7	-
Assist/turnover ratio	1.0	0.9
STEALS	58	42
Steals per game	8.3	6.0
BLOCKS	24	10
Blocks per game	3.4	1.4
ATTENDANCE	6210	3413
Home games-Avg/Game	5-1242	2-1706
Neutral site-Avg/Game	-	0-0

Date	Opponent		Score	Att.
* 12/18/19	LOUISIANA	W	79-67	1177
* 12/21/19	at La.-Monroe	W	62-59	2021
* 01/02/20	UT ARLINGTON	L	52-73	1276
* 01/04/20	TEXAS ST.	L	67-70	1275
* 01/06/20	GEORGIA ST.	W	90-87	1105
* 01/09/20	at South Alabama	L	59-75	1392
* 01/11/20	TROY	Wot	76-68	1377

* = Conference game

% = Red Wolves Classic (Jonesboro, Ark.)

Score by Periods	1st	2nd	OT	Totals
Arkansas State	211	259	15	485
Opponents	258	234	7	499



Individual Career History vs Appalachian St.



Brevard, Malik

Season	gp-gs	min/avg	Total		3-Point		F-Throws		Rebounds				pf	fo	ast	to	blk	stl	Scoring	
			fg-fga	pct	fg-fga	pct	ft-fita	pct	off	def	tot	avg							pts	avg
2018-19	1-0	8/8.0	1-2	.500	0-0	.000	0-0	.000	1	1	2	2.0	3	0	0	1	0	1	2	2.0
TOTAL	1-0	8/8.0	1-2	.500	0-0	.000	0-0	.000	1	1	2	2.0	3	0	0	1	0	1	2	2.0

Eaton, Marquis

Season	gp-gs	min/avg	Total		3-Point		F-Throws		Rebounds				pf	fo	ast	to	blk	stl	Scoring	
			fg-fga	pct	fg-fga	pct	ft-fita	pct	off	def	tot	avg							pts	avg
2017-18	2-2	56/28.0	9-15	.600	2-4	.500	8-11	.727	1	6	7	3.5	5	0	9	7	2	4	28	14.0
2018-19	1-1	40/40.0	4-15	.267	0-6	.000	2-3	.667	2	3	5	5.0	3	0	8	1	0	3	10	10.0
TOTAL	3-3	96/32.0	13-30	.433	2-10	.200	10-14	.714	3	9	12	4.0	8	0	17	8	2	7	38	12.7

Kus, Canberk

Season	gp-gs	min/avg	Total		3-Point		F-Throws		Rebounds				pf	fo	ast	to	blk	stl	Scoring	
			fg-fga	pct	fg-fga	pct	ft-fita	pct	off	def	tot	avg							pts	avg
2018-19	1-0	27/27.0	6-12	.500	1-3	.333	0-1	.000	1	8	9	9.0	5	1	1	3	0	3	13	13.0
TOTAL	1-0	27/27.0	6-12	.500	1-3	.333	0-1	.000	1	8	9	9.0	5	1	1	3	0	3	13	13.0

Matthews, J.J.

Season	gp-gs	min/avg	Total		3-Point		F-Throws		Rebounds				pf	fo	ast	to	blk	stl	Scoring	
			fg-fga	pct	fg-fga	pct	ft-fita	pct	off	def	tot	avg							pts	avg
2018-19	1-0	2/2.0	1-1	1.000	0-0	.000	1-1	1.000	0	0	0	0.0	2	0	0	2	0	0	3	3.0
TOTAL	1-0	2/2.0	1-1	1.000	0-0	.000	1-1	1.000	0	0	0	0.0	2	0	0	2	0	0	3	3.0

Scoggins, Jake

Season	gp-gs	min/avg	Total		3-Point		F-Throws		Rebounds				pf	fo	ast	to	blk	stl	Scoring	
			fg-fga	pct	fg-fga	pct	ft-fita	pct	off	def	tot	avg							pts	avg
2017-18	2-0	8/4.0	2-2	1.000	0-0	.000	0-0	.000	1	0	1	0.5	1	0	0	0	1	0	4	2.0
TOTAL	2-0	8/4.0	2-2	1.000	0-0	.000	0-0	.000	1	0	1	0.5	1	0	0	0	1	0	4	2.0

Willis, Christian

Season	gp-gs	min/avg	Total		3-Point		F-Throws		Rebounds				pf	fo	ast	to	blk	stl	Scoring	
			fg-fga	pct	fg-fga	pct	ft-fita	pct	off	def	tot	avg							pts	avg
2018-19	1-0	4/4.0	0-1	.000	0-0	.000	0-0	.000	0	1	1	1.0	1	0	0	0	0	0	0	0.0
TOTAL	1-0	4/4.0	0-1	.000	0-0	.000	0-0	.000	0	1	1	1.0	1	0	0	0	0	0	0	0.0

Wilson, Kobe

Season	gp-gs	min/avg	Total		3-Point		F-Throws		Rebounds				pf	fo	ast	to	blk	stl	Scoring	
			fg-fga	pct	fg-fga	pct	ft-fita	pct	off	def	tot	avg							pts	avg
2018-19	1-0	5/5.0	0-1	.000	0-0	.000	0-0	.000	0	0	0	0.0	1	0	0	0	0	0	0	0.0
TOTAL	1-0	5/5.0	0-1	.000	0-0	.000	0-0	.000	0	0	0	0.0	1	0	0	0	0	0	0	0.0



2019-20 Arkansas State Men's Basketball
Arkansas State Season/Career Statistics (as of Jan 14, 2020)
All games



SEASON STATISTICS

CAREER STATISTICS

SUMMARY	gp-gs	min/g	fg%	3fg%	ft%	r/g	a/g	stl	blk	pts/g	gp-gs	min/g	fg%	3fg%	ft%	r/g	a/g	stl	blk	pts/g
Fields, Caleb	17-8	31.0	.424	.421	.685	3.4	3.7	18	1	11.6	17-8	31.0	.424	.421	.685	3.4	3.7	18	1	11.6
Kus, Canberk	18-17	26.6	.460	.340	.735	4.9	1.8	26	17	11.3	42-17	20.7	.424	.308	.775	3.5	1.4	44	33	8.0
Eaton, Marquis	18-16	31.2	.356	.339	.779	3.4	2.6	28	3	11.1	82-54	27.1	.373	.315	.784	2.6	2.5	82	20	9.2
Eggleston, Melo	8-3	20.5	.429	.222	.730	5.6	0.9	6	3	10.4	8-3	20.5	.429	.222	.730	5.6	0.9	6	3	10.4
Matthews, J.J.	18-18	22.6	.582	.000	.656	4.4	1.5	9	13	9.3	45-25	17.4	.546	.000	.656	3.7	0.8	17	28	7.3
Johnson, Jerry	17-1	21.5	.364	.338	.878	1.7	1.5	9	0	8.2	17-1	21.5	.364	.338	.878	1.7	1.5	9	0	8.2
Brevard, Malik	18-13	21.3	.642	.000	.522	6.6	0.6	18	8	5.4	48-24	18.4	.574	.111	.510	5.2	0.6	37	27	4.1
Willis, Christian	18-14	21.1	.453	.393	.656	1.4	1.7	12	2	5.0	54-20	13.9	.420	.318	.694	1.1	0.9	16	3	3.6
Jackson, Antwon	18-0	13.9	.471	.000	.545	2.6	0.5	12	7	2.4	18-0	13.9	.471	.000	.545	2.6	0.5	12	7	2.4
Wilson, Kobe	11-0	8.1	.222	.214	1.000	0.5	0.4	2	0	1.7	36-0	9.3	.275	.291	.667	0.6	0.4	6	1	2.2
Scoggins, Jake	3-0	5.0	.167	.000	.000	0.3	0.0	1	0	0.7	35-3	6.7	.432	.000	.231	0.9	0.2	7	1	1.0
Farrington, Malcolm	1-0	3.0	.000	.000	.000	0.0	0.0	0	0	0.0	1-0	3.0	.000	.000	.000	0.0	0.0	0	0	0.0

SCORING	fg-fga	fg%	3fg-fga	3fg%	ft-fa	ft%	pts	pts/g	fg-fga	fg%	3fg-fga	3fg%	ft-fa	ft%	pts	pts/g
Fields, Caleb	53-125	.424	16-38	.421	76-111	.685	198	11.6	53-125	.424	16-38	.421	76-111	.685	198	11.6
Kus, Canberk	75-163	.460	17-50	.340	36-49	.735	203	11.3	122-288	.424	32-104	.308	62-80	.775	338	8.0
Eaton, Marquis	63-177	.356	21-62	.339	53-68	.779	200	11.1	255-684	.373	74-235	.315	171-218	.784	755	9.2
Eggleston, Melo	27-63	.429	2-9	.222	27-37	.730	83	10.4	27-63	.429	2-9	.222	27-37	.730	83	10.4
Matthews, J.J.	64-110	.582	0-0	.000	40-61	.656	168	9.3	124-227	.546	0-0	.000	80-122	.656	328	7.3
Johnson, Jerry	40-110	.364	23-68	.338	36-41	.878	139	8.2	40-110	.364	23-68	.338	36-41	.878	139	8.2
Brevard, Malik	43-67	.642	0-2	.000	12-23	.522	98	5.4	85-148	.574	1-9	.111	26-51	.510	197	4.1
Willis, Christian	29-64	.453	11-28	.393	21-32	.656	90	5.0	66-157	.420	21-66	.318	43-62	.694	196	3.6
Jackson, Antwon	16-34	.471	0-0	.000	12-22	.545	44	2.4	16-34	.471	0-0	.000	12-22	.545	44	2.4
Wilson, Kobe	6-27	.222	3-14	.214	4-4	1.000	19	1.7	25-91	.275	16-55	.291	12-18	.667	78	2.2
Scoggins, Jake	1-6	.167	0-0	.000	0-1	.000	2	0.7	16-37	.432	0-0	.000	3-13	.231	35	1.0
Farrington, Malcolm	0-1	.000	0-1	.000	0-0	.000	0	0.0	0-1	.000	0-1	.000	0-0	.000	0	0.0

TOTALS	o-reb	d-reb	t-reb	pf	fo	ast	to	a/to	o-reb	d-reb	t-reb	pf	fo	ast	to	a/to
Fields, Caleb	9	48	57	24	0	63	32	2.0	9	48	57	24	0	63	32	2.0
Kus, Canberk	21	68	89	54	2	33	31	1.1	35	114	149	104	4	58	64	0.9
Eaton, Marquis	11	51	62	40	0	47	31	1.5	47	170	217	170	1	207	164	1.3
Eggleston, Melo	14	31	45	25	3	7	15	0.5	14	31	45	25	3	7	15	0.5
Matthews, J.J.	29	50	79	57	5	27	27	1.0	69	96	165	126	7	37	66	0.6
Johnson, Jerry	4	25	29	20	0	25	25	1.0	4	25	29	20	0	25	25	1.0
Brevard, Malik	43	75	118	58	5	11	34	0.3	92	157	249	128	8	28	66	0.4
Willis, Christian	7	18	25	37	0	30	22	1.4	22	36	58	84	1	47	45	1.0
Jackson, Antwon	20	27	47	24	0	9	15	0.6	20	27	47	24	0	9	15	0.6
Wilson, Kobe	0	6	6	1	0	4	6	0.7	2	18	20	27	1	13	19	0.7
Scoggins, Jake	1	0	1	3	0	0	1	0.0	10	23	33	47	0	7	12	0.6
Farrington, Malcolm	0	0	0	1	0	0	0	0.0	0	0	0	1	0	0	0	0.0