



BASEBALL GAME NOTES

TYLER MORRISON

Asst. Director of Communications

jtmorrison@ualr.edu

o 501.683.7003 c 501.351.2339

LRTrojans.com

2017 SCHEDULE/RESULTS

FEBRUARY (2-6)

17	at Oral Roberts	L, 4-10
18	at Oral Roberts	L, 3-4 (12)
19	at Oral Roberts	L, 3-8
21	at Louisiana Tech	L, 2-4
24	Purdue	L, 4-6
25	Purdue	W, 2-0
26	Purdue	W, 13-0
28	at #18 Oklahoma [FSSW/FCSC]	L, 5-10

MARCH (7-11)

3	Fort Wayne	W, 17-2
4	Fort Wayne (DH)	W, 3-2; W, 9-5
5	Fort Wayne	W, 5-1
8	Oral Roberts	L, 1-8
10	at Stephen F. Austin	L, 4-6
11	at Stephen F. Austin	W, 8-3
12	at Stephen F. Austin	L, 2-5
14	at Central Arkansas	L, 3-12
17	Troy*	L, 6-7
18	Troy*	L, 3-6
19	Troy*	W, 10-3
21	at #5 Missouri [SEC Network +]	L, 8-11
24	at ULM*	W, 5-1
25	at ULM*	L, 4-6
26	at ULM*	L, 1-7
28	at #19 Ole Miss [SEC Network +]	L, 4-5 (10)
31	Appalachian State*	W, 6-2

APRIL (6-12)

1	Appalachian State* (DH)	L, 2-3; L, 6-7
4	UAPB	L, 1-2
7	Texas State*	L, 3-7
8	Texas State*	W, 9-4
9	Texas State*	W, 6-5
11	Stephen F. Austin	W, 10-4
13	at UT Arlington*	L, 0-2
14	at UT Arlington*	W, 9-4
15	at UT Arlington*	L, 5-10
19	Louisiana Tech	L, 6-10
21	Louisiana*	L, 9-4
22	Louisiana*	L, 7-4
23	Louisiana*	L, 5-3
25	vs. Central Arkansas^	W, 11-6
28	at Georgia Southern*	W, 11-4
29	at Georgia Southern*	L, 0-5
30	at Georgia Southern*	L, 2-9

MAY (5-3)

5	at South Alabama*	L, 3-8
6	at South Alabama*	W, 11-5
7	at South Alabama*	L, 3-5
9	Northwestern State	W, 13-1
13	Georgia State* (DH)	W, 8-3; W, 6-4
14	Georgia State*	W, 16-1
16	Central Arkansas	L, 1-5
18	at Arkansas State*	6:30 p.m.
19	at Arkansas State*	6:30 p.m.
20	at Arkansas State*	1 p.m.

Sun Belt Conference Tournament (Statesboro, Ga.)
23-28 TBA TBA

Bold denotes home games at Gary Hogan Field

* Denotes Sun Belt Conference game

^ Denotes game played at Dickey-Stephens Park

% Denotes Sun Belt Conference Tournament game

All times Central and are subject to change

G53-55: LITTLE ROCK (21-31, 11-16) AT ARKANSAS STATE (24-26, 11-16)

May 18-20, 2017 • Jonesboro, Ark. • Tomlinson Stadium (1,200)

FIRST PITCH

- Little Rock's last series win against Arkansas State occurred in 2014 at home while the last series win on the road happened in 2013.
- For the first time since the 2000 and 2001 seasons, Little Rock will making its second consecutive Sun Belt Conference Tournament appearance.
- At 436 strikeouts, Little Rock's pitching staff is just three Ks away from breaking the program's single-season record.
- With 100 strikeouts for the season, Cory Malcom is eight strikeouts back of the program's single-season mark of 108 set by Brad Cherry in 2003.
- A win on Thursday would be Little Rock's first series-opening victory in Jonesboro since 2010.
- A series win would be Little Rock's first in Jonesboro since 2013.
- A series win would give Little Rock the Sun Belt Tournament's No. 7 seed if Texas State also took a loss.
- A series win also assures the Trojans go to the Sun Belt Tournament with no worse than the No. 8 seed.
- A sweep guarantees Little Rock the Sun Belt Tournament's No. 7 seed and would be the Trojans' first against the Red Wolves since 2008 in Jonesboro.
- A sweep of Arkansas State would be the first time since 1999 that Little Rock has swept two Sun Belt opponents in back-to-back weeks. Those opponents — New Orleans and Arkansas State.
- Riley Pittman has the team's longest hitting streak of the season at 13 games.
- Shortstop Zach Baker has made 106 consecutive starts — every game since joining the team last season.
- Nik Gifford has reached base safely in 11 consecutive games.

WE ARE "LITTLE ROCK"

The athletic teams representing the University of Arkansas at Little Rock are now referred to as **"Little Rock" in all instances.** "LR" may be used on scoreboards or television graphics for abbreviation.

Please refrain from using UALR, UA Little Rock, Ark-LR, Arkansas-Little Rock or any other name when referencing the Trojans.

PROJECTED STARTING PITCHERS

GAME 53



LR - #34 Cole Townsend

LHP • RJr.

2-1 • 3.47 ERA

VS.

A-STATE - #12 Tyler Mitzel

RHP • Jr.

1-3 • 5.47 ERA

GAME 54



LR - TBA

VS.

A-STATE - TBA

GAME 55



LR - TBA

VS.

A-STATE - TBA

TALE OF THE TAPE



21-31, 11-16



24-26, 11-16

	W-L	
--	RANK	--
216	RPI	133
.275	BA	.247
288	R	276
491	H	395
104	2B	72
10	3B	11
40	HR	31
264	RBI	248
.412	SLG%	.364
177	BB	206
389	SO	406
.352	OB%	.357
31	SB	62
53	E	64
.973	FLD%	.965
4.57	ERA	5.54
435	H	463
269	R	325
231	ER	268
215	BB	258
436	SO	415
.251	BAA	.273

PROJECTED POSITION STARTERS

Pos.	#	Name	B/T	Yr.	Avg.	HR	RBI	NOTES
C	19	Kale Emshoff	R/R	Fr.	.194	0	9	Has started at catcher in each of the last 7 games.
1B	22	Nik Gifford	L/R	Sr.	.271	7	26	Has reached base in 11 consecutive games.
2B	1	Christian Reyes	R/R	So.	.234	0	13	Has an eight-game hitting streak.
SS	6	Zach Baker	R/R	Sr.	.256	6	27	Has made 106 consecutive starts.
3B	2	Ty Gunter	L/R	Sr.	.243	0	17	Has a four-game hitting streak
LF	21	Riley Pittman	L/R	So.	.316	8	33	Currently has a 13-game hitting streak.
CF	9	Hunter Owens	R/R	Sr.	.333	6	40	Batting average is tied for sixth in the Sun Belt.
RF	23	Dalton Thomas	R/R	Sr.	.293	6	37	Leads the Sun Belt with 20 doubles.
DH	7	Cameron Knight	R/R	Sr.	.302	2	20	Average ranks third among regular starters.

ALPHABETICAL ROSTER

No.	Name	Pos.
6	Zach Baker	INF
24	Jacob Boggess	RHP
37	Carter Brown	RHP/OF
41	Justin Cooper	INF
31	Jonathan Davis	C
40	Cody Daylor	RHP
19	Kale Emshoff	C
29	Chandler Fidel	LHP
14	Justin Garcia	RHP
22	Nik Gifford	INF/OF
2	Ty Gunter	INF
7	Cameron Knight	C
4	Ryan LeMoine	RHP
10	Cory Malcom	RHP
44	Matt McDowell	RHP/INF
30	Cody McGill	RHP
26	Danny Mitchell Jr.	OF
39	McKinley Moore	RHP
38	Preston Oberling	RHP
17	Corbin Osburn	LHP
12	Zach Ours	RHP
9	Hunter Owens	OF
21	Riley Pittman	INF
36	Jacob Rateliff	LHP
1	Christian Reyes	INF
16	Cale Ridling	INF/OF
13	Dylan Slayton	LHP
23	Dalton Thomas	C/OF
34	Cole Townsend	LHP
27	Reed Willenborg	RHP
33	Keenan Wingfield	RHP
11	Chris Curry	Head Coach
20	Matt Farmer	Vol. Asst. Coach
8	Russell Raley	Assistant Coach
28	Mike Silva	Assistant Coach

PRONUNCIATION GUIDE

4	Ryan LeMoineLUH-moine
19	Kale EmshoffEM-shoff
22	Nik GiffordNick
24	Jacob BoggessBAH-guess
27	Reed WillenborgWILL-in-burg
29	Chandler FidelFuh-DELL
36	Jacob RateliffRAT-liff
38	Preston OberlingO-bur-ling
40	Cody DaylorDAY-ler
8	Russell RaleyRAY-Lee

NUMERICAL ROSTER

No.	Name	B/T	Pos.	Ht.	Wt.	Cl.	Exp.	Hometown (Previous School)
1	Christian Reyes	R/R	INF	5-8	160	So.	1L	Toa Baja, Puerto Rico / P.R. Baseball Academy
2	Ty Gunter	L/R	INF	5-10	185	Sr.	1L	Coweta, Okla. / Northeastern Oklahoma A&M
4	Ryan LeMoine	R/R	RHP	6-3	170	Jr.	TR	Broken Arrow, Okla. / Northern Oklahoma-Enid
6	Zach Baker	R/R	INF	6-0	190	Sr.	1L	Andover, Kan. / Butler CC
7	Cameron Knight	R/R	C	6-0	205	Sr.	1L	Moore, Okla. / Butler CC
9	Hunter Owens	R/R	OF	6-0	205	Sr.	1L	White Oak, Texas / Panola College
10	Cory Malcom	R/R	RHP	6-0	190	Sr.	3L	Elkhart, Ind. / Elkhart Central HS
12	Zach Ours	R/R	RHP	6-2	180	So.	1L	Lee's Summit, Mo. / Lee's Summit North HS
13	Dylan Slayton	L/L	LHP	6-0	170	Sr.	1L	Trenton, Tenn. / Three Rivers CC
14	Justin Garcia	R/R	RHP	6-2	165	Jr.	TR	Colleyville, Texas / McLennan CC
16	Cale Ridling	L/R	INF/OF	6-2	195	RFr.	HS	Texarkana, Ark. / Genoa Central HS
17	Corbin Osburn	L/L	LHP	6-0	205	Jr.	TR	Broken Arrow, Okla. / Butler CC
19	Kale Emshoff	R/R	C	6-2	228	Fr.	HS	Robstown, Texas / Calallen HS
21	Riley Pittman	L/R	INF	6-2	210	So.	1L	North Richland Hills, Texas / Richland HS
22	Nik Gifford	L/R	INF/OF	6-2	215	Sr.	1L	Murphy, Texas / Northern Oklahoma - Enid
23	Dalton Thomas	R/R	C/OF	6-3	220	Sr.	1L	Grenada, Miss. / Meridian CC
24	Jacob Boggess	R/R	RHP	6-4	225	RJr.	1L	Piedmont, Okla. / Seminole State College
26	Danny Mitchell Jr.	L/L	OF	6-1	180	RFr.	HS	North Little Rock, Ark. / North Little Rock HS
27	Reed Willenborg	R/R	RHP	6-4	220	Sr.	2L	Effingham, Ill. / Lincoln Land CC
29	Chandler Fidel	L/L	LHP	6-5	225	Fr.	HS	Garland, Texas / Naaman Forest HS
30	Cody McGill	R/R	RHP	6-2	205	Sr.	1L	Owasso, Okla. / Seminole State College
31	Jonathan Davis	L/R	C	5-11	200	So.	1L	Edmond, Okla. / Edmond North HS
33	Keenan Wingfield	R/R	RHP	6-2	200	Sr.	1L	Corinth, Texas / Navarro College
34	Cole Townsend	L/L	LHP	6-3	220	RJr.	1L	Abilene, Texas / Cisco College
36	Jacob Rateliff	L/L	LHP	6-0	200	Sr.	1L	Mustang, Okla. / Johnson County CC
37	Carter Brown	R/R	RHP/OF	6-1	220	Fr.	HS	Bentonville, Ark. / Bentonville HS
38	Preston Oberling	R/R	RHP	6-2	185	Jr.	2L	North Little Rock, Ark. / North Little Rock HS
39	McKinley Moore	R/R	RHP	6-6	225	Fr.	HS	Keller, Texas / Keller Central HS
40	Cody Daylor	R/R	RHP	6-2	265	Sr.	1L	Edmond, Okla. / Northern Oklahoma - Enid
41	Justin Cooper	R/R	INF	5-8	155	Fr.	HS	Fort Worth, Texas / North Crowley HS
44	Matt McDowell	R/R	RHP/INF	6-3	225	RSr.	1L	Edmond, Okla. / Redlands CC
8	Russell Raley	Assistant Coach				Third Season		Oklahoma, '07
11	Chris Curry	Head Coach				Third Season		Arkansas Tech, '08
20	Matt Farmer	Vol. Asst. Coach				Second Season		Northwestern State, '13
28	Mike Silva	Assistant Coach				First Season		Bellevue '05

Athletic Trainer: Jacob Hoy
Graduate Manager: Austin Knight

ROSTER BREAKDOWN

BY CLASS	BY POSITION	BY STATE/TERRITORY
Seniors (14): Baker, Daylor, Gifford, Gunter, Knight, Malcom, McDowell, McGill, Owens, Rateliff, Slayton, Thomas, Willenborg, Wingfield	Right Handed Pitchers (13): Boggess, Brown, Daylor, Garcia, LeMoine, Malcom, McDowell, McGill, Moore, Oberling, Ours, Willenborg, Wingfield	Arkansas (4): Brown, Mitchell Jr., Oberling, Ridling
Juniors (6): Boggess, Garcia, LeMoine, Oberling, Osburn, Townsend	Left Handed Pitchers (5): Fidel, Osburn, Rateliff, Slayton, Townsend	Illinois (1): Willenborg
Sophomores (4): Davis, Ours, Pittman, Reyes	Catchers (4): Davis, Emshoff, Knight, Thomas	Indiana (1): Malcom
Freshmen (8): Brown, Cooper, Emshoff, Fidel, Mitchell Jr., Moore, Ridling	Infielders (8): Baker, Cooper, Gifford, Gunter, McDowell, Pittman, Reyes, Ridling	Kansas (1): Baker
	Outfielders (7): Brown, Gifford, Mitchell Jr., Owens, Ridling, Thomas	Mississippi (1): Thomas
		Missouri (1): Ours
		Oklahoma (10): Boggess, Davis, Daylor, Gunter, Knight, LeMoine, McDowell, McGill, Osburn, Rateliff
		Puerto Rico (1): Reyes
		Tennessee (1): Slayton
		Texas (10): Cooper, Emshoff, Fidel, Garcia, Gifford, Moore, Owens, Pittman, Townsend, Wingfield

SCOUTING ARKANSAS STATE

The Red Wolves are coming off a midweek shutout of Ole Miss on Tuesday and a series loss at Georgia Southern this past weekend.

Offensively, A-State is hitting .247 for the year — 11th in the Sun Belt and 270th in the nation. Joe Schrimpf leads the charge with a .333 batting average, 52 hits, 38 RBIs, a .519 slugging percentage and a .465 on-base percentage. Besides Schrimpf, no other regular starter is hitting over .261 for the year.

On the mound, the Red Wolves' team ERA stands at 5.54 — ninth in the conference and 206th nationally. Opposing batters are hitting .273 off A-State pitchers this season. Defensively, Arkansas State has a .965 fielding — 10th in the Sun Belt.

SERIES AGAINST ARKANSAS STATE

Little Rock is 45-74 all-time against Arkansas State with the last series win at Arkansas State occurring in 2013. In the Trojans' last visit to the Red Wolves in 2015, both squads were battling for the final spot in that year's tournament. A-State went on to win the next-to-last game of the regular season in a 14-inning thriller to clinch the No. 8 seed.

ON THE MOUND FOR LITTLE ROCK

The Trojans will throw lefty Cole Townsend (2-1, 3.47 ERA) in the series opener on Thursday. Townsend made his last start at ULM on March 25 and took his only loss of the season. He has thrown five games and eight innings of relief work since then and has only allowed two runs. Starters for Friday and Saturday have yet to be determined.

ON THE MOUND FOR ARKANSAS STATE

The Red Wolves will toss right-hander Tyler Mitzel (1-3, 5.47 ERA) in the series opener. In his last outing at Georgia Southern, Mitzel took the no-decision as he threw six innings, struck out seven and allowed three runs on nine hits and three walks. Like Little Rock, A-State's starters for Friday and Saturday have yet to be determined.

A WIN AGAINST ARKANSAS STATE...

...on Thursday would be Little Rock's first series-opening victory in Jonesboro since 2010.

A SERIES WIN AGAINST ARKANSAS STATE WOULD...

...be the Trojans' first in Jonesboro since 2013.
...give Little Rock the Sun Belt Tournament's No. 7 seed if Texas State also took a loss.
...assure the Trojans go to the Sun Belt Tournament with no worse than the No. 8 seed.

A SERIES SWEEP AGAINST ARKANSAS STATE WOULD...

...guarantee Little Rock the Sun Belt Tournament's No. 7 seed.
...be the Trojans' first against the Red Wolves since 2008 in Jonesboro.
...be the first time since 1999 that Little Rock has swept two Sun Belt opponents in back-to-back weeks. Those opponents — New Orleans and Arkansas State.

TOURNAMENT SEEDING SCENARIOS

The Trojans and Red Wolves will ultimately be battling for the Sun Belt Conference Tournament's No. 7 seed. With one Texas State loss to UT Arlington, the winner of this weekend's series will be the No. 7 seed. If the Trojans lost the series, they would need to avoid being swept and have Texas State take a

series loss to take the No. 8 seed. The only way Little Rock could go into the tournament as the No. 10 seed is if it were swept. Texas State won at least one game against UTA and Appalachian State swept Coastal Carolina.

PITTMAN ON FIRE

Sophomore Riley Pittman has been on an absolute tear as of late. Over the past 13 games, Pittman has tallied 22 hits, 19 RBIs, 15 runs, five home runs, 40 total bases, a .415 batting average and an OPS of 1.230 (.755 slugging percentage and a .475 on-base percentage).

TEAM PITCHING STATS

The Trojans are allowing the third-fewest hits per nine innings in the Sun Belt at 8.61. Trojan pitchers have the second-lowest opposing batting average in the Sun Belt at .251 and have allowed the third-fewest hits in the league this season with 435. Little Rock's pitching staff has allowed just 28 home runs this season — the second fewest in the Sun Belt.

Little Rock's pitchers have recorded 436 strikeouts this season — three shy of breaking the single-season record of 438. The Trojans' average of 8.6 strikeouts per nine innings ranks third in the Sun Belt and 45th nationally.

TEAM LEADER

Hunter Owens' .333 batting average is tied for sixth in the Sun Belt Conference. His 17 doubles are the second most in the league while his 69 hits are tied for fourth in the conference. Owens' 40 RBIs for the year are tied for 11th in the league while his slugging percentage of .531 ranks ninth in the Sun Belt. His 110 total bases are tied for fifth in the league. Owens leads the Trojans with 19 multiple-hit games for the year; he only had 12 multiple-hit games last year.

STREAKS IN PROGRESS

Shortstop Zach Baker has made 106 consecutive starts — every game since joining the team last season.

Riley Pittman currently has the Trojans' longest hitting streak of the season at 13 games. Hunter Owens and Christian Reyes are tied for the second-longest active streak at eight games. Nik Gifford has reached base safely in 11 consecutive games.

UPCOMING CAREER MILESTONS

- Zach Baker is one hit shy of 100.
- Nik Gifford is four RBIs from 70.
- Ty Gunter is four RBIs short of 50 and his next base will be 100.
- Cameron Knight is two RBIs away from 50 and one hit shy of 100.
- Ryan LeMoine is four strikeouts shy of 50.
- Riley Pittman is one hit away from 60.
- Dalton Thomas next RBI will be his 90th, and his next double will be his 40th.
- Cole Townsend is five strikeouts away from 50.

DOUBLING UP

The Trojans have tallied 104 doubles this season — the most in the Sun Belt and 30th most in the nation. Little Rock is averaging 2.00 doubles per game — the most in the Sun Belt. Dalton Thomas' 20 doubles for the year lead the Sun Belt and rank 22nd nationally.

NOW APPEARING

Justin Garcia has made 31 appearances this season

QUICK FACTS**UNIVERSITY INFORMATION**

School:..... University of Arkansas at Little Rock
Athletic Department:..... Little Rock
Location:..... Little Rock, Ark.
Nickname:..... Trojans
Enrollment:..... 11,848
Founded:..... 1927
Conference:..... Sun Belt
Colors:..... Maroon (209), Silver (877), White
Chancellor:..... Dr. Andrew Rogerson
Director of Athletics:..... Chasse Conque
Senior Woman Administrator:..... Amy Burgess
NCAA Faculty Rep.:..... Dr. David Briscoe
Athletics Phone:..... (501) 569-3167

STADIUM INFORMATION

Stadium Name:..... Gary Hogan Field
Year Opened:..... 1978
Capacity:..... 1,000
Surface:..... Artificial Turf (Infield) and Grass (Outfield)
Dimensions:..... 325-360-390-360-305
Press Box Phone:..... 501-351-2339

ATHLETIC COMMUNICATIONS

Baseball Contact:..... Tyler Morrison
Office Phone:..... (501) 683-7003
Cell Phone:..... (501) 351-2339
E-mail:..... jtmmorrison@ualr.edu
Media Relations Fax:..... (501) 569-3030
Website:..... LRtrojans.com

ATHLETIC TRAINING

Baseball:..... Jacob Hoy
Office Phone:..... (501) 569-3340
E-mail:..... jhhoy@ualr.edu

BASEBALL STAFF

Head Coach:..... Chris Curry
Years:..... Third Season
Alma Mater:..... Arkansas Tech '08
Record at LR:..... 63-92 (.406)
Overall Record:..... Same
Sun Belt:..... 40-46 (.465)
Assistant Coaches:..... Russel Raley (Third Season)
..... Mike Silva (First Season)
Vol. Assistant Coach:..... Matt Farmer (Second Season)
Graduate Manager:..... Austin Knight (Second Season)

LITTLE ROCK BASEBALL HISTORY

All-Time Record (Since 1975):..... 940-1204-1 (.439)
Division I Record:..... 869-1115-1 (.438)
Record in Sun Belt:..... 235-450 (.343)
First Year in Division I:..... 1979
NCAA Appearances:..... One
Years:..... 2011
Last Opponent, Result:..... Georgia, L 3-7
Sun Belt Regular Season Titles:..... None
Years:..... N/A
Sun Belt Tournament Titles:..... One
Years:..... 2011
Last Sun Belt Tournament Appearance:..... 2016
Last Opponent, Result:..... South Alabama, L 4-6

— fourth most in Division I and the most in the Sun Belt Conference. He's now two appearances away from tying the program's single-season record of 33 set in 2000 by Ryan McMains.

STRIKEOUT BY MALCOM!

Starting pitcher Cory Malcom has struck out 100 batters this season — second most in the Sun Belt and 18th in the nation. His strikeout-to-walk ratio of 5.26 ranks second in the league and 51st nationally. Malcom is currently averaging 10.31 strikeouts per nine innings this season — third best in the conference.

Malcom was named the Sun Belt Conference's pitcher of the week on Feb. 28 after throwing 7.0 innings, striking out 11 and allowing just one run on three hits against Purdue.

TOURNAMENT-CLINCHING SWEEP

The Trojans earned a spot in the Sun Belt Conference Tournament for the second consecutive season by sweeping Georgia State in a three-game series over the weekend at Gary Hogan Field. The Trojans will be making back-to-back tournament appearances for the first time since the 2000 and 2001 seasons.

MOVING UP THE LADDER

Cory Malcom's 264 career strikeouts rank third in program history.

- 1. Bennett Cromer (2002-05) 290
- 2. Carl Rowland (1996-00) 275
- 3. **Cory Malcom (2014-Present) 264**
- 4. Brad Cherry (2001-04) 241
- 5. Randall Clayton (1986-90) 230

Malcom has a shot to break the program's season record of 108 set by Brad Cherry in 2003. Currently at 100 this season, Malcom is just nine Ks away from making the record his.

- 1. Brad Cherry (2003) 108
- 2. **Cory Malcom (2017) 100**
- 3. Chance Cleveland (2012) 98
- 4. Carl Rowland (2000) 94
- 5. David Klumpp (2007) 92

Dalton Thomas keeps moving up the program's all-time list for doubles as he moved to fourth this past weekend with his 39th.

- 1. Ryan Scott (2013-16) 44
- 2. John Gragg (2000-02) 41
- 3. Greg Taylor (1995-96) 40
- 4. Vint Anderson (1988-90) 39
- Dalton Thomas (2016-Present) 39**

OWENS NAMED TO COSIDA ACADEMIC ALL-DISTRICT FIRST TEAM

Hunter Owens was named to the 2017 College Sports Information Directors of America (CoSIDA) Academic All-District 6 First Team. Owens is the first Little Rock baseball player to earn Academic All-District First Team honors since Jacob Stover in 2006 and is the first Little Rock student-athlete to earn the honor since golfer Sofia Bergland in 2014.

KNIGHT NAMED TO JOHNNY BENCH WATCH LIST

Senior catcher Cameron Knight was one of 85 Division I catchers named to the Johnny Bench Award watch list on March 9. The award is given annually to the top catcher in Division I.

PRESEASON VOTES

For the first time in program history, Little Rock received votes in a national poll when Collegiate Baseball listed them as tallying votes in the 2017 Preseason Poll.

A WEALTH OF EXPERIENCE

The Trojans come into the 2017 season with 14 seniors on the roster. Of the Trojans' 34 players, 21 are upperclassmen with 17 of those returning from last year's team.

PRESEASON PLAYER OF THE YEAR

After a spectacular 2016 season, the Sun Belt Conference named senior Dalton Thomas as the league's Preseason Player of the Year. Thomas is the first Trojan to ever earn Sun Belt Preseason Player of the Year honors.

Thomas was awarded All-Sun Belt First Team honors in 2016 after hitting .375 with 87 hits, 46 runs, 19 doubles, nine home runs, 52 RBIs, a .415 on-base percentage and a .582 slugging percentage. The Meridian Community College transfer also put together a 21-game hitting streak, 28 multiple-hit games and 12 multiple-RBI games for the Trojans.

In addition to being picked as the top player by the Sun Belt, D1Baseball and Perfect Game also tabbed Thomas as their pick for the conference's Player of the Year.

PICKED THIRD IN SBC WEST

Little Rock was picked to finish third in the Sun Belt's West Division. The Trojans received 45 points while Louisiana was the unanimous favorite in the division with 12 first-place votes and 72 total points. UT Arlington was picked just ahead of the Trojans in second with 50 points. Little Rock just beat out Texas State who was picked fourth with 44 points. Arkansas State and ULM rounded out the division with 27 and 14 points, respectively.

COMING OFF A RECORD SEASON

Little Rock had a record 2016 season that saw the Trojans tally their most conference win in program history (17) and take their best-ever regular-season finish (third). The Trojans also tallied their highest fielding percentage (.975) and the most saves (16) in program history. Head coach Chris Curry became the second skipper in program history to earn Sun Belt Coach of the Year honors in just his second season with the program.

Setting records of his own was Sun Belt Player of the Year Ryan Scott who won the Division I batting title with a program record .435 batting average. He became the most decorated Trojan in program history as he was named an All-American by six national organizations, a finalist for the Gregg Olson Award and a semifinalist for the Dick Howser Trophy.

LAST YEAR'S STAT RANKINGS

Little Rock had no trouble offensively last season as the Trojans hit .302 for the season — ranking first in the Sun Belt and 29th nationally. At 6.8 runs per game, Little Rock led the Sun Belt and ranked 41st in the country. The Trojans' .386 on-base percentage was the best in the Sun Belt and ranked 48th nationally. Little Rock tallied a slugging percentage of .428 for the year — the best in the Sun Belt and 59th nationally. At 2.04 doubles per game, the Trojans led the Sun Belt and came in 43rd nationally.

Defensively, Little Rock turned 53 double plays for the year — first in the Sun Belt and 37th in Division I. The Trojans' .975 fielding percentage ranked third in the Sun Belt and 37th in the country.

HIGH MARKS IN THE CLASSROOM

The Trojans posted a program-record 3.42 grade point average during the fall semester. Thirty-two of the 38 student-athletes tallied a GPA of 3.0 or higher. In total, 14 were represented on the Dean's List and five posted perfect 4.0 GPAs and were members of the Chancellor's List. The baseball program boasts a cumulative GPA of 3.24.

ON DECK

Little Rock will open the Sun Belt Conference Tournament with a single-elimination game on Tuesday against a to-be-determined opponent. If the Trojans win, they'll enter the double-elimination portion of the tournament.



Chris Curry

Head Coach

Third Season (63-92)

Arkansas Tech '08

Little Rock native Chris Curry was named head baseball coach at Little Rock on July 1, 2014. A veteran of seven years as a catcher in professional baseball with the Chicago Cubs and San Francisco Giants organizations, Curry completed his first year as a Division I coach with the Trojans in 2015. Under Curry's leadership, the Trojans swept Louisiana for the first time since 2000, pulled off a 4-3 win over No. 14 Missouri in Columbia, and improved the Trojans' conference record from the prior year.

In his second season in 2016, Curry was named the Sun Belt Conference's Coach of the Year after leading the Trojans to a 17-13 Sun Belt record and a third-place finish during the regular season, both program records. The Trojans were able to win six Sun Belt series for the year, tying the program record. Curry took the Trojans back to the Sun Belt Conference Tournament for the first time since 2013. Little Rock had a pair of wins over No. 16 Louisiana, winning the season series for the second straight year. Under his guidance, the Trojans earned three All-Sun Belt selections while Ryan Scott earned Sun Belt Student-Athlete of the Year and Louisville Slugger First Team All-American.

Before coming to Little Rock, Curry was a top assistant and pitching coach at Northwestern State for two years and previously worked on the baseball staffs at Arkansas, Arkansas Tech, Hendrix and Meridian Community College.

In Curry's second year at Northwestern State, the Demons won 33 games and tied a school record with a 17-win improvement from the previous season, including a Southland Conference record 14-win increase in league play. NSU also boasted the Southland Conference Freshman of the Year and a Louisville Slugger Freshman All-American in right-handed pitcher Adam Oller. Centerfielder Bret Underwood, who Curry recruited, was taken by the San Francisco Giants in the 20th round of the Major League Baseball First-Year Player Draft. Off the field,

the Demons posted a team GPA of 3.0 or higher in each of the four semesters under Curry and head coach Lane Burroughs.

Prior to his stint at Northwestern State, Curry served as head coach of Meridian CC from 2011-12. He went 69-44 in two seasons at Meridian CC, capturing a Miss-Lou Conference Championship and earning Coach of the Year honors in 2012. Curry coached two junior college All-Americans and produced the NJCAA national home run leader in both seasons. Two of his players were selected in the 2012 Major League Baseball Player's Draft while the team raised its cumulative GPA from 2.62 to 3.30 with Curry at the helm.

"Little Rock could not have made a better choice in the hiring of Chris Curry as their new head baseball coach," said former Meridian CC teammate and Cy Young Award winner Cliff Lee. "As a former teammate of Chris, I can say that he will bring a fire and passion for the game that will take the program to an elite level. Chris is one of the best baseball minds I've ever been associated with and an even better person. We're excited to have him back home."

Curry worked as an assistant coach under head coach Dave Van Horn at Arkansas from 2009-10. He worked with the catchers and assisted with hitting duties in his time with the Razorbacks, which included a College World Series appearance in 2009 and an NCAA Super Regional in 2010.

"Chris is a tremendous hire," said Van Horn, who previously served as Northwestern State's head coach from 1995-97. "I had the opportunity to coach with Chris for two years and he proved that he was one of the top up-and-coming young coaches in college baseball. Chris is a tireless worker that will make Little Rock proud."

In 2009, Arkansas led the Southeastern Conference in runners caught stealing after placing last in the league in that category the year before Curry's arrival. The Razorbacks led the SEC with just three passed balls in 2010.

"As an alumnus of Little Rock baseball, I couldn't be more excited about the hiring of Chris Curry, as I believe he's the top, up-and-coming baseball coach in the country," said Little Rock Athletics Hall of Fame member and current sports agent Darek Braunecker. "His playing career speaks for itself and his pedigree is virtually unmatched in the college coaching ranks. I believe he is the perfect person to lead Little Rock baseball to unprecedented heights. Most importantly, he's a man of utmost integrity and character who will demand accountability and respect while producing quality baseball players and outstanding young men."

Curry worked as an assistant coach at Arkansas Tech in 2008, helping the Wonder Boys raise their team batting average 26 points (.311) and producing the Gulf South Conference individual batting champion in Jantzen Black (.452). In addition to hitting duties, Curry worked with the Arkansas Tech catchers, coached third base and handled recruiting duties.

"Chris is the perfect guy for the job," said Derin McMains, former Little Rock baseball All-American and current San Francisco Giants Peak Performance Coordinator. "He's an excellent communi-

cator, maintains a high level of integrity and moral authority, and understands how to connect and get the most out of collegiate baseball players. Between his successful collegiate and professional playing experience, it would be difficult to find someone that could match his baseball experience and knowledge. On top of all that, he is a local guy that understands the importance of connecting with a community and can generate excitement for the program."

Curry's seven-year pro playing career included appearances in major league spring training games from 2002-05 and allowed him to catch big leaguers Kerry Wood, Carlos Zambrano, Mark Prior and Tom Gordon. Curry worked his way up to the Chicago Cubs' Triple-A affiliate between 1999-02. He finished his pro career as an All-Star with the independent Northern League's Gary Southshore Railcats in 2006.

Curry played his high school baseball at Conway High School and was an All-State pitcher and catcher for the Wampus Cats. He played two seasons at Meridian CC and was Baseball America's No. 1-rated junior college prospect in the nation in 1998. He was the starting catcher for Team USA's Junior College All-Star Team that same year.

Following two All-Miss-Lou Conference and All-Region 23 seasons at Meridian CC, Curry signed with legendary coach Ron Polk at Mississippi State. He led all SEC catchers in fielding percentage in 1999 before being chosen by the Chicago Cubs in the ninth round of the 1999 MLB Draft.

Curry's selection by Chicago marked his fourth time being drafted. He was selected by the San Francisco Giants in the 26th round as a high school senior in 1996 and twice by the Detroit Tiger, first in the 17th round in 1997 and again in the 52nd round in 1998.

He is married to the former Chassity Cossey of Hamburg, Arkansas. The couple has one son, Caleb Christopher, and one daughter, Lily Marie.

The Chris Curry File

Coaching Experience

- 2015-Present - Little Rock Head Coach
- 2013-14 - Northwestern State, Assistant Coach
- 2011-12 - Meridian CC, Head Coach
- 2009-10 - Arkansas, Assistant Coach
- 2008 - Arkansas Tech, Assistant Coach
- 2007 - Hendrix, Assistant Coach

Awards

- 2016 Sun Belt Coach of the Year

Playing Experience

- 2006 - Gary Southshore Railcats
- 1999-05 - Chicago Cubs organization
- 1999 - Ninth Round Selection by Chicago (NL)
 - 1999- Mississippi State
- 1998- 52nd Round Selection by Detroit
 - 1997-1998 - Meridian CC
 - All-Miss-Lou Conference
 - All-Region 23
- 1997 - 17th Round Selection by Detroit
- 1996- 26th Round Selection by San Francisco

Biography

- He is married to the former Chassity Cossey of Hamburg, Arkansas.
- Has one son, Caleb, and one daughter, Lily.
- Graduated from Arkansas Tech in 2008.

NATIONAL POLLS (Week 13)

USA TODAY COACHES				BASEBALL AMERICA				D1BASEBALL.COM				PERFECT GAME				COLLEGIATE BASEBALL				NCBWA			
RK	SCHOOL	W-L	RK	SCHOOL	W-L	RK	SCHOOL	W-L	RK	SCHOOL	W-L	RK	SCHOOL	W-L	RK	SCHOOL	W-L	RK	SCHOOL	W-L	RK	SCHOOL	W-L
1	Oregon State (28)	41-4	1	Oregon State	41-4	1	Oregon State	41-4	1	Oregon State	41-4	1	Oregon State	41-4	1	Oregon State	41-4	1	Oregon State	41-4	1	Oregon State	41-4
2	Louisville (3)	46-6	2	Louisville	46-6	2	Louisville	46-6	2	Louisville	46-6	2	Louisville	46-6	2	Louisville	46-6	2	Louisville	46-6	2	Louisville	46-6
3	North Carolina	41-10	3	North Carolina	41-10	3	North Carolina	41-10	3	North Carolina	41-10	3	North Carolina	41-10	3	North Carolina	41-10	3	North Carolina	41-10	3	North Carolina	41-10
4	Texas Tech	39-13	4	Texas Tech	39-13	4	Texas Tech	39-13	4	Texas Tech	39-13	4	Texas Tech	39-13	4	Florida	38-14	4	Texas Tech	39-13	4	Texas Tech	39-13
5	Florida	38-14	5	Florida	38-14	5	Florida	38-14	5	Florida	38-14	5	Florida	38-14	5	LSU	35-17	5	Florida	38-14	5	Florida	38-14
6	LSU	35-17	6	TCU	36-13	6	Kentucky	36-16	6	Kentucky	36-16	6	Virginia	38-12	6	TCU	36-13	6	Kentucky	36-16	6	Kentucky	36-16
7	Kentucky	36-16	7	Long Beach State	32-16-1	7	TCU	36-13	7	TCU	36-13	7	Kentucky	36-16	7	Texas Tech	39-13	7	TCU	36-13	7	TCU	36-13
8	TCU	36-13	8	Kentucky	36-16	8	Mississippi State	33-19	8	Mississippi State	33-19	8	LSU	35-17	8	Kentucky	36-16	8	Virginia	38-12	8	Virginia	38-12
9	Virginia	38-12	9	Stanford	33-13	9	Long Beach State	32-16-1	9	Long Beach State	32-16-1	9	TCU	36-13	9	Mississippi State	33-19	9	LSU	34-17	9	LSU	34-17
10	Stanford	33-13	10	LSU	35-17	10	LSU	35-17	10	Long Beach State	32-16-1	10	Long Beach State	32-16-1	10	Stanford	33-13	10	Long Beach State	32-16-1	10	Long Beach State	32-16-1
11	Long Beach State	32-16-1	11	Mississippi State	33-19	11	Stanford	33-13	11	Stanford	33-13	11	Stanford	33-13	11	Long Beach State	32-16-1	11	Stanford	33-13	11	Stanford	33-13
12	Clemson	37-15	12	Virginia	38-12	12	Virginia	38-12	12	Clemson	37-15	12	Clemson	37-15	12	Missouri State	36-14	12	Clemson	37-15	12	Clemson	37-15
13	Mississippi State	33-19	13	CS Fullerton	31-17	13	Clemson	37-15	13	Clemson	37-15	13	Cal State Fullerton	31-17	13	Virginia	38-12	13	Mississippi State	33-19	13	Mississippi State	33-19
14	CS Fullerton	31-17	14	Clemson	37-15	14	CS Fullerton	31-17	14	CS Fullerton	31-17	14	Arkansas	37-14	14	Clemson	37-15	14	Cal State Fullerton	31-17	14	Cal State Fullerton	31-17
15	Michigan	39-12	15	Wake Forest	35-16	15	Southern Miss	40-12	15	Mississippi State	33-19	15	Mississippi State	33-19	15	Arkansas	37-14	15	Arizona	33-17	15	Arizona	33-17
16	Arkansas	37-14	16	Arkansas	37-14	16	Michigan	39-12	16	Michigan	39-12	16	Michigan	39-12	16	Kent State	33-14	16	Arkansas	37-14	16	Arkansas	37-14
17	Southern Mississippi	40-12	17	Arizona	33-17	17	Arkansas	37-14	17	Arkansas	37-14	17	South Florida	39-12	17	Southern Miss	40-12	17	Southern Mississippi	40-12	17	Southern Mississippi	40-12
18	Wake Forest	35-16	18	Southern Mississippi	40-12	18	Arizona	33-17	18	Arizona	33-17	18	Houston	33-18	18	BYU	32-15	18	Michigan	39-12	18	Michigan	39-12
19	Arizona	33-17	19	Michigan	39-12	19	Wake Forest	35-16	19	Wake Forest	35-16	19	Wake Forest	35-16	19	Arizona	33-17	19	St. John's	37-8	19	St. John's	37-8
20	St. John's	37-8	20	Oklahoma	34-18	20	St. John's	37-8	20	Southern Miss	37-8	20	Southern Miss	37-8	20	St. John's	37-8	20	Wake Forest	35-16	20	Wake Forest	35-16
21	Missouri State	36-14	21	St. John's	37-8	21	Oklahoma	34-18	21	Oklahoma	34-18	21	Arizona	33-17	21	Cal State Fullerton	31-17	21	Missouri State	36-14	21	Missouri State	36-14
22	Texas A&M	35-17	22	Nebraska	32-17	22	Missouri State	36-14	22	Missouri State	36-14	22	Missouri State	36-14	22	Wake Forest	35-16	22	Oklahoma	34-18	22	Oklahoma	34-18
23	Auburn	32-21	23	Texas A&M	35-17	23	Nebraska	32-17	23	Nebraska	32-17	23	Oklahoma	34-18	23	Nebraska	32-17-1	23	USF	39-12	23	USF	39-12
24	Oklahoma	34-18	24	Auburn	32-21	24	Texas A&M	35-17	24	Texas A&M	35-17	24	Texas A&M	35-17	24	Coastal Carolina	34-17-1	24	Texas A&M	35-17	24	Texas A&M	35-17
25	South Florida	39-12	25	South Florida	39-12	25	Old Dominion	35-16	25	Old Dominion	35-16	25	Auburn	32-21	25	South Alabama	34-18	25	Auburn	32-21	25	Auburn	32-21
																26	Oklahoma	34-18	26	Houston	33-18		
																27	Baylor	32-17	27	Baylor	32-17		
																28	McNeese State	34-16	28	Nebraska	32-17-1		
																29	Michigan	39-12	29	UCF	36-16		
																30	South Carolina	30-21	30	Old Dominion	35-16		

LITTLE ROCK'S RECORD WHEN...

Overall	21-31	Hit 1 home run	6-9
Conference.....	11-16	Hit 2+ home runs.....	9-2
Non-Conference	10-15	Opponent 0 home runs.....	17-15
Home	15-13	Opponent 1 home run	2-11
Away	5-18	Opponent 2 home runs.....	2-5
Neutral	1-0	Made 0 errors.....	8-12
Vs Ranked Teams	0-3	Made 1 error.....	7-8
One-run games	2-6	Made 2+ errors	6-11
Two-run games	2-7	Opponent made 0 errors.....	8-12
Five+ run games	13-11	Opponent made 1 error.....	7-14
Extra innings	0-2	Opponent made 2+ errors	6-5
Shutouts	2-2	Outhit opponent	17-12
Scoring 0-2 runs.....	1-10	Outhit by opponent	3-17
Scoring 3-5 runs	3-17	Hits are tied.....	1-2
Scoring 6-9 runs	8-4	On Monday	0-0
Scoring 10+ runs.....	9-0	On Tuesday	3-6
Opponent scores 0-2 runs.....	9-2	On Wednesday	0-3
Opponent scores 3-5 runs.....	11-9	On Thursday.....	0-1
Opponent scores 6-9 runs.....	1-14	On Friday	5-6
Opponent scores 10+ runs	0-6	On Saturday	8-9
Scores first.....	9-17	On Sunday.....	5-6
Opponent scores first	12-14	In February	2-6
Leading after 6	18-3	In March	7-11
Trailing after 6.....	2-26	In April	6-12
Tied after 6.....	1-2	In May	5-3
Leading after 7	17-5	In morning games	0-0
Trailing after 7	2-26	In afternoon games	13-19
Tied after 7	1-0	In evening games	8-11
Leading after 8	18-2	In tournament play	0-0
Trailing after 8.....	1-27	Last five games	4-1
Tied after 8.....	1-2	Last ten games	5-5
Hit 0 home runs	6-20	Current Streak	L1

2017 SUN BELT STANDINGS (AS OF 5/17)

TEAM	SUN BELT			OVERALL		
	RECORD	PCT.	GB	RECORD	PCT.	STREAK
<i>EAST DIVISION</i>						
South Alabama	20-7	.741	-	34-18	.654	W5
Coastal Carolina	19-7-1	.722	0.5	34-18-1	.651	L1
Georgia Southern	17-10	.630	3	35-18	.660	L1
Troy	15-12	.556	5	30-22	.577	L1
Appalachian State	8-19	.296	12	19-33	.375	L5
Georgia State	8-19	.296	12	20-31	.392	L3
<i>WEST DIVISION</i>						
UT Arlington	19-8	.704	-	29-22	.569	L4
Louisiana	16-10-1	.611	2.5	32-20-1	.613	W1
Little Rock	11-16	.407	8	21-31	.401	L1
Arkansas State	11-16	.407	8	24-26	.480	W1
Texas State	11-16	.407	8	25-28	.472	L2
ULM	6-21	.222	13	12-40	.231	L10

2017 SUN BELT PLAYERS OF THE WEEK

	PLAYER	PITCHER
Feb. 21	Ryan Cleveland, GS	Zach Melton, USA
Feb. 28	Kevin Woodall Jr., CCU	Cory Malcom, LR
March 7	Jonathan Ortega, TXST	Gunner Leger, LA
March 14	Travis Swaggerty, USA	Gunner Leger, LA
March 21	Jeremy Brown, ASU	Daniel James, UTA
March 27	Travis Swaggerty, USA	Alex Cunningham, CCU
April 3	Omar Salinas, UTA	Alex Cunningham, CCU
April 10	Garrett Rucker, ASU	Thomas Huston, USA
April 17	Jaylen Hubbard, TXST	Wyatt Marks, LA
April 24	Brendan Donovan, USA	Matt Peacock, USA
May 1	Trevor Davis, TROY	Evan Challenger, GS
May 8	Nick Gatewood, GSU	Jakob Hernandez, UTA
May 15	Jared Barnes, USA	Andy Arguelles, USA
May 22		

2017 STARTERS SUMMARY

Player	GS	Position											Batting Order								
		p	c	1b	2b	3b	ss	lf	cf	rf	of	dh	1st	2nd	3rd	4th	5th	6th	7th	8th	9th
6 Baker,Zach	52	52	26	7	.	.	.	4	8	5	2
9 Owens,Hunter	51	51	.	.	.	5	24	1	15	.	2	2	1	1
23 Thomas,Dalton	50	.	.	1	40	.	9	.	4	38	8
22 Gifford,Nik	47	.	.	46	.	1	1	.	1	13	10	19	1	2	.
7 Knight,Camero	42	.	14	28	.	.	1	7	27	7	.	.	.
1 Reyes,Christian	40	.	.	.	40	1	8	31
21 Pittman,Riley	38	.	.	5	.	.	.	24	.	3	.	6	.	9	11	6	4	5	1	2	.
2 Gunter,Ty	36	.	.	.	1	33	.	2	3	.	.	3	3	11	9	7
19 Emshoff,Kale	28	.	27	1	4	12	12	.
18 x-Dimitroff,Bry	28	.	.	.	11	17	9	1	.	.	.	2	6	5	5
26 Mitchell Jr.,Da	21	19	1	.	.	1	9	3	3	6
16 Ridling,Cale	19	6	.	8	.	5	2	1	.	.	4	4	4	4	.
29 Fidel,Chandler	13	13
10 Malcom,Cory	13	13
31 Davis,Jonathan	13	.	11	.	.	1	1	.	.	.	3	4	1	5	.	.
4 LeMoine,Ryan	8	8
37 Brown,Carter	8	8
34 Townsend,Cole	6	6
44 McDowell,Matt	4	4

2017 MISCELLANEOUS STATISTICS

Multiple Hit Games	2	3	4	5+	Total	Multiple RBI Games	2	3	4	5+	Total
9 Owens,Hunter	11	7	1	-	19	23 Thomas,Dalton	3	2	2	1	8
6 Baker,Zach	8	5	2	-	15	21 Pittman,Riley	5	2	-	1	8
23 Thomas,Dalton	11	2	1	-	14	9 Owens,Hunter	4	1	1	2	8
21 Pittman,Riley	9	4	-	-	13	6 Baker,Zach	5	2	-	-	7
22 Gifford,Nik	9	3	-	-	12	22 Gifford,Nik	2	2	1	-	5
7 Knight,Cameron	9	2	1	-	12	2 Gunter,Ty	4	-	-	-	4
16 Ridling,Cale	8	-	-	-	8	7 Knight,Cameron	3	1	-	-	4
2 Gunter,Ty	6	2	-	-	8	18 x-Dimitroff,Bryce	2	1	-	-	3
26 Mitchell Jr.,Danny	5	1	-	-	6	31 Davis,Jonathan	2	-	1	-	3
18 x-Dimitroff,Bryce	4	1	-	-	5	1 Reyes,Christian	2	-	-	-	2
19 Emshoff,Kale	4	-	-	-	4	19 Emshoff,Kale	1	1	-	-	2
31 Davis,Jonathan	3	-	-	-	3	26 Mitchell Jr.,Danny	1	-	-	-	1
1 Reyes,Christian	2	-	-	-	2	16 Ridling,Cale	1	-	-	-	1
TEAM	89	27	5	0	121	TEAM	35	12	5	4	56

Hitting Streaks	Longest	Current	Reached Base Streaks	Longest	Current
21 Pittman,Riley	13	13	23 Thomas,Dalton	21	-
9 Owens,Hunter	12	8	22 Gifford,Nik	16	11
23 Thomas,Dalton	12	-	9 Owens,Hunter	15	8
1 Reyes,Christian	8	8	6 Baker,Zach	14	-
16 Ridling,Cale	7	7	21 Pittman,Riley	13	13
7 Knight,Cameron	7	1	7 Knight,Cameron	13	8
26 Mitchell Jr.,Danny	7	-	18 x-Dimitroff,Bryce	9	2
22 Gifford,Nik	6	5	1 Reyes,Christian	8	8
18 x-Dimitroff,Bryce	5	-	26 Mitchell Jr.,Danny	8	-
2 Gunter,Ty	4	4	16 Ridling,Cale	7	7
6 Baker,Zach	4	-	2 Gunter,Ty	5	5
19 Emshoff,Kale	3	2	19 Emshoff,Kale	4	2
5 x-Meyn,Keegan	2	-	5 x-Meyn,Keegan	4	-
31 Davis,Jonathan	2	-	31 Davis,Jonathan	3	-

2017 SCORE BY INNINGS

Score by innings	1	2	3	4	5	6	7	8	9	EX	Total
Little Rock	40	36	28	53	19	34	34	33	8	3	288
Opponents	37	25	27	35	50	32	23	22	15	3	269

2017 STARTING LINEUP BY POSITION/SPOT**Starting Lineup By Position
(Team W-L record when starter)****PITCHER:**

29 Fidel, Chandler	13	(5-8)
10 Malcom, Cory	13	(6-7)
37 Brown, Carter	8	(4-4)
4 LeMoine, Ryan	8	(4-4)
34 Townsend, Cole	6	(2-4)
44 McDowell, Matt	4	(0-4)

CATCHER:

19 Emshoff, Kale	27	(13-14)
7 Knight, Cameron	14	(3-11)
31 Davis, Jonathan	11	(5-6)

FIRST BASE:

22 Gifford, Nik	46	(18-28)
21 Pittman, Riley	5	(2-3)
23 Thomas, Dalton	1	(1-0)

SECOND BASE:

1 Reyes, Christian	40	(17-23)
18 x-Dimitroff, Bryce	11	(4-7)
2 Gunter, Ty	1	(0-1)

THIRD BASE:

2 Gunter, Ty	33	(14-19)
18 x-Dimitroff, Bryce	17	(6-11)
31 Davis, Jonathan	1	(0-1)
22 Gifford, Nik	1	(1-0)

SHORTSTOP:

6 Baker, Zach	52	(21-31)
---------------	----	---------

LEFT FIELD:

21 Pittman, Riley	24	(9-15)
26 Mitchell Jr., Danny	19	(9-10)
16 Ridling, Cale	6	(2-4)
2 Gunter, Ty	2	(0-2)
5 x-Meyn, Keegan	1	(1-0)

CENTER FIELD:

9 Owens, Hunter	51	(21-30)
26 Mitchell Jr., Danny	1	(0-1)

RIGHT FIELD:

23 Thomas, Dalton	40	(17-23)
16 Ridling, Cale	8	(2-6)
21 Pittman, Riley	3	(1-2)
5 x-Meyn, Keegan	1	(1-0)

DESIGNATED HITTER:

7 Knight, Cameron	28	(14-14)
23 Thomas, Dalton	9	(3-6)
21 Pittman, Riley	6	(2-4)
16 Ridling, Cale	5	(2-3)
26 Mitchell Jr., Danny	1	(0-1)
31 Davis, Jonathan	1	(0-1)
19 Emshoff, Kale	1	(0-1)
5 x-Meyn, Keegan	1	(0-1)

**Starting Lineup By Lineup Spot
(Team W-L record when starter)****LEADOFF:**

6 Baker, Zach	26	(12-14)
18 x-Dimitroff, Bryce	9	(2-7)
26 Mitchell Jr., Danny	9	(5-4)
9 Owens, Hunter	5	(2-3)
16 Ridling, Cale	2	(0-2)
22 Gifford, Nik	1	(0-1)

2ND SPOT:

9 Owens, Hunter	24	(11-13)
21 Pittman, Riley	9	(2-7)
6 Baker, Zach	7	(5-2)
23 Thomas, Dalton	4	(2-2)
26 Mitchell Jr., Danny	3	(1-2)
2 Gunter, Ty	3	(0-3)
18 x-Dimitroff, Bryce	1	(0-1)
16 Ridling, Cale	1	(0-1)

3RD SPOT:

23 Thomas, Dalton	38	(14-24)
21 Pittman, Riley	11	(6-5)
7 Knight, Cameron	1	(0-1)
22 Gifford, Nik	1	(1-0)
9 Owens, Hunter	1	(0-1)

CLEANUP:

9 Owens, Hunter	15	(7-8)
22 Gifford, Nik	13	(4-9)
23 Thomas, Dalton	8	(5-3)
7 Knight, Cameron	7	(3-4)
21 Pittman, Riley	6	(2-4)
31 Davis, Jonathan	3	(0-3)

5TH SPOT:

7 Knight, Cameron	27	(12-15)
22 Gifford, Nik	10	(5-5)
31 Davis, Jonathan	4	(2-2)
16 Ridling, Cale	4	(1-3)
21 Pittman, Riley	4	(1-3)
2 Gunter, Ty	3	(0-3)

6TH SPOT:

22 Gifford, Nik	19	(8-11)
7 Knight, Cameron	7	(2-5)
21 Pittman, Riley	5	(1-4)
19 Emshoff, Kale	4	(1-3)
16 Ridling, Cale	4	(3-1)
6 Baker, Zach	4	(1-3)
2 Gunter, Ty	3	(2-1)
18 x-Dimitroff, Bryce	2	(1-1)
9 Owens, Hunter	2	(1-1)
31 Davis, Jonathan	1	(0-1)
5 x-Meyn, Keegan	1	(1-0)

7TH SPOT:

19 Emshoff, Kale	12	(7-5)
2 Gunter, Ty	11	(6-5)
6 Baker, Zach	8	(2-6)
18 x-Dimitroff, Bryce	6	(1-5)
31 Davis, Jonathan	5	(3-2)
16 Ridling, Cale	4	(1-3)
9 Owens, Hunter	2	(0-2)
5 x-Meyn, Keegan	1	(0-1)
21 Pittman, Riley	1	(1-0)
1 Reyes, Christian	1	(0-1)
22 Gifford, Nik	1	(0-1)

8TH SPOT:

19 Emshoff, Kale	12	(5-7)
2 Gunter, Ty	9	(3-6)
1 Reyes, Christian	8	(5-3)
6 Baker, Zach	5	(1-4)

THE LAST TIME LITTLE ROCK...

Won 5 or more consecutive games.....	6 games (March 19-26, 2016)
Won 6 or more consecutive games.....	6 games (March 19-26, 2016)
Won 7 or more consecutive games.....	7 games (March 2-10, 2012)
Won 8 or more consecutive games.....	8 games (Feb. 27-March 9, 1990)
Won 5 or more consecutive home games.....	6 games (Feb. 25, 2017- March 5, 2017)
Won 6 or more consecutive home games.....	6 games (Feb. 25, 2017- March 5, 2017)
Won 8 or more consecutive home games.....	11 games (Feb. 25-March 28, 2006)
Won 10 or more consecutive home games.....	11 games (Feb. 25-March 28, 2006)
Won 4 or more consecutive road games.....	4 games (April 22-May 17, 2008)
Won 5 or more consecutive road games.....	5 games (March 4-17, 1989)
Won 5 or more consecutive conference games.....	5 games (April 9-16, 2016)
Won 6 or more consecutive conference games.....	6 games (March 19-April 1, 2016)
Won 5 or more consecutive conference home games.....	7 games (March 15-April 11, 2015)
Won 6 or more consecutive conference home games.....	7 games (March 15-April 11, 2015)
Won 7 or more consecutive conference home games.....	7 games (March 15-April 11, 2015)
Won 8 or more consecutive conference home games.....	8 games (March 21-April 24, 1999)
Won 3 or more consecutive conference road games.....	3 games (April 15-16, 2016)
Won 6 or more conference series in a season.....	6 (2016)
Scored 10 or more runs in 3 consecutive games.....	2013 (March 30-April 5, 2013)
Scored 10 or more runs in 7 consecutive games.....	2012 (March 2-10, 2012)
Scored 15 or more runs in a game.....	16 vs. Georgia State (May 14, 2017)
Scored 20 or more runs in a game.....	20 vs. Mississippi Valley State (March 2, 2016)
Scored 30 or more runs in a game.....	33 vs. Prairie View (Feb. 2, 2002)
Scored in 5 consecutive innings or more.....	4th-8th innings vs. Fort Wayne (March 4, 2017)
Scored in 6 consecutive innings or more.....	2nd-8th innings vs. Western Illinois (March 3, 2013)
Scored in 7 consecutive innings or more.....	2nd-8th innings vs. Western Illinois (March 3, 2013)
Scored in 8 consecutive innings or more.....	1st-8th innings vs. Mississippi Valley State (Feb. 5, 2000)
Scored 5 or more runs in the first inning.....	7 vs. Fort Wayne (March 3, 2017)
Scored 6 or more runs in the first inning.....	7 vs. Fort Wayne (March 3, 2017)
Scored 7 or more runs in the first inning.....	7 vs. Fort Wayne (March 3, 2017)
Scored 12 or more runs in the first inning.....	12 vs. Jackson State (Feb. 24, 2002)
Scored in the first inning in 3 or more consecutive games.....	4 games (March 14-March 19, 2017)
Scored in the first inning in 4 or more consecutive games.....	4 games (March 14-March 19, 2017)
Scored in the first inning in 5 or more consecutive games.....	5 games (March 26-April 5, 2013)
Scored in the first inning in 6 or more consecutive games.....	6 games (March 27-April 12, 2002)
Scored in the first inning in 11 or more consecutive games.....	11 games (Feb. 10-March 10, 2001)
Scored 7 or more runs in an inning.....	8 vs. Central Arkansas (April 25, 2017)
Scored 8 or more runs in an inning.....	8 vs. Central Arkansas (April 25, 2017)
Scored 10 or more runs in an inning.....	10 vs. Eastern Michigan (3rd inning) (March 2, 2010)
Scored 12 runs or more in an inning.....	12 vs. Central Arkansas (7th inning) (Feb. 10, 2007)
Scored 14 or more runs in an inning.....	14 vs. Jackson State (2nd inning) (Feb. 23, 2002)
Had 15 or more hits in a game.....	15 vs. Northwestern State (May 9, 2017)
Had 17 or more hits in a game.....	17 vs. Appalachian State (April 3, 2017)
Had 19 or more hits in a game.....	19 vs. Fort Wayne (March 3, 2017)
Had 20 or more hits in a game.....	20 vs. Mississippi Valley State (March 2, 2016)
Had 25 or more hits in a game.....	26 vs. FIU (March 16, 2008)
Had at least 10 hits in 6 or more consecutive games.....	6 games (May 14-21, 2016)
Had 5 or more doubles in a game.....	6 vs. Stephen F. Austin (April 11, 2017)
Had 6 or more doubles in a game.....	6 vs. Stephen F. Austin (April 11, 2017)
Had 7 or more doubles in a game.....	7 vs. Mississippi Valley State (March 2, 2016)
Had 8 or more doubles in a game.....	8 vs. Central Baptist (April 16, 2003)
Had 2 or more triples in a game.....	2 at South Alabama (May 6, 2017)
Had 3 or more triples in a game.....	3 at Murray State (March 4, 2006)
Did not draw a walk in a game.....vs. Troy (March 19, 2017)
Walked 10 or more times in a game.....	13 vs. Georgia State (May 14, 2017)
Walked 13 or more times in a game.....	13 vs. Georgia State (May 14, 2017)
Walked 15 or more times in a game.....	17 vs. Alcorn State (March 16, 2003)
Walked 20 or more times in a game.....	20 vs. Mississippi Valley State (Feb. 5, 2000)
Did not strikeout in a game.....	0 strikeouts vs. Grambling (April 29, 2014)
Struck out 12 or more opposing batters in a game.....	15 vs. Louisiana (April 22, 2017)
Struck out 15 or more opposing batters in a game.....	15 vs. Louisiana (April 22, 2017)
Struck out 17 or more opposing batters in a game.....	17 at Oral Roberts (Feb. 19, 2017)
Struck out 20 or more opposing batters in a game.....	20 vs. New Mexico State (May 17, 2002)
Had 5 or more hit batters in a game.....	5 at Georgia Southern (April 28, 2017)
Had 7 or more hit batters in a game.....	8 at Florida Atlantic (March 10, 2010)
Had 5 or more stolen bases in a game.....	5 vs. SIU Edwardsville (Feb. 28, 2015)
Had 6 or more stolen bases in a game.....	6 vs. Troy (April 18, 2014)
Had 7 or more stolen bases in a game.....	14 vs. Prairie View (Feb. 2, 2002)
Had 10 or more stolen bases in a game.....	14 vs. Prairie View (Feb. 2, 2002)
Turned 3 or more double plays.....	3 at Stephen F. Austin (May 3, 2016)
Turned 4 or more double plays.....	4 at Georgia Southern (April 22, 2016)
Turned 5 or more double plays.....	5 at Missouri (Feb. 18, 2000)
Committed 4 or more errors in a game.....	4 at Georgia Southern (April 28, 2017)
Committed 5 or more errors in a game.....	9 at ULM (March 29, 2014)
Played a No. 1 team.....	L, 3-6 at #1 Louisiana (April 13, 2014)
Defeated a No. 1 team.....	W, 7-4, at #1 Oklahoma State (April 15, 1987)
Defeated a top-five team.....	W, 7-0, at #2 Oklahoma (March 13, 2011)

Defeated a top-ten team.....	W, 4-3, at #10 Oklahoma (April 16, 2013)
Defeated a ranked opponent.....	W, 7-1, at #16 Louisiana (March 20, 2016)
Defeated a ranked opponent at home.....	W, 8-6, vs. #8 Louisiana (April 16, 2000)
Defeated a ranked opponent on the road.....	W, 7-1, at #16 Louisiana (March 20, 2016)
Played a seven-inning game.....	7 innings vs. Tennessee Tech (May 1, 2016)
Played an extra-inning game.....	10 innings at #19 Ole Miss (March 29, 2017)
Played a game 11 innings or more.....	13 innings at Oral Roberts (Feb. 18, 2017)
Played a game 14 innings or more.....	14 innings at Arkansas State (May 15, 2015)
Played a game 16 innings or more.....	16 innings vs. Troy (April 18, 2014)
Played a game 17 innings or more.....	17 innings vs. New Orleans (April 20, 2003)

THE LAST TIME A TROJAN...

HITTING	
Hit back-to-back home runs.....	Hunter Owens & Zach Baker at #18 Oklahoma (Feb. 28, 2017)
Hit a home run to lead off a game.....	Bryce Dimitroff at Oral Roberts (Feb. 19, 2017)
Hit an inside-the-park home run.....	Ryan Scott vs. Mississippi Valley State (March 2, 2016)
Hit a pinch-hit home run.....	Riley Pittman at UT Arlington (April 14, 2017)
Hit a pinch-hit grand slam.....	Jonathan Davis vs. Appalachian State (March 31, 2017)
Hit a grand slam.....	Jonathan Davis vs. Appalachian State (March 31, 2017)
Hit a home run in the 9th inning to tie game.....	Dalton Thomas at Appalachian State (April 3, 2016)
Hit a walk-off home run.....	Nik Gifford vs. Georgia State (May 13, 2017)
Hit a walk-off grand slam.....	Bryson Thionnet vs. Troy (April 18, 2014)
Hit an extra-inning home run.....	Nik Gifford vs. Georgia State (May 13, 2017)
Hit an extra-inning, walk-off home run.....	Nik Gifford vs. Georgia State (May 13, 2017)

Hit 2 or more home runs in a game.....	2, Riley Pittman vs. Northwestern State (May 9, 2017)
Hit 3 or more home runs in a game.....	3, Sean Bignall vs. South Dakota State (March 7, 2012)
Homered in 2 consecutive games.....	Nik Gifford vs. Georgia State (May 13-14, 2017)
Homered in 3 consecutive games.....	Ty Gunter vs. Arkansas State (May 19-21, 2016)

Had a 10-game hit streak.....	Riley Pittman, 13 games (April 23, 2017 - Present)
Had a 15-game hit streak.....	Dalton Thomas, 21 games (Feb. 27-April 1, 2016)
Had a 20-game hit streak.....	Dalton Thomas, 21 games (Feb. 27-April 1, 2016)

Reached base safely in at least 25 consecutive games.....	Hayden Martin, 27 games (April 6-May 26, 2016)
Reached base safely in at least 30 consecutive games.....	Ryan Scott, 30 games (Feb. 27-April 15, 2016)
Reached base safely in at least 35 consecutive games.....	Jacob Stover, 42 games (May 22, 2005-April 18, 2006)
Reached base safely in at least 40 consecutive games.....	Jacob Stover, 42 games (May 22, 2005-April 18, 2006)

Had a walk-off base hit.....	Nik Gifford (three-run homer) vs. Georgia State (May 13, 2017)
Had a walk-off base hit in extra-innings.....	Nik Gifford (three-run homer) vs. Georgia State (May 13, 2017)
Had a walk-off hit-by-pitch.....	Seth Jones (HBP w/ bases loaded in 9th) vs. Indiana State (Feb. 21, 2016)

Had 7 or more at-bats in a game.....	7, Hunter Owens vs. Mississippi Valley State (March 2, 2016)
Had 4 or more hits in a game.....	4, Zach Baker vs. Georgia State (May 14, 2016)
Had 5 or more hits in a game.....	5, Ryan Scott vs. Mississippi Valley State (March 2, 2016)

Scored 4 or more runs in a game.....	4, Zach Baker vs. Fort Wayne (March 3, 2017)
Scored 5 or more runs in a game.....	5, Ryan Scott vs. Mississippi Valley State (March 2, 2016)

Hit 3 or more doubles in a game.....	3, Brock Feldman vs. Western Illinois (March 24, 2010)
Hit 4 or more doubles in a game.....	4, Matt Apfel at Middle Tennessee (March 30, 2008)

Hit 2 or more triples in a game.....	2, Nate Brown at New Orleans (May 9, 2009)
--------------------------------------	--

Had 6 or more RBI in a game.....	6, Riley Pittman vs. Northwestern State (May 9, 2017)
Had 7 or more RBI in a game.....	7, Ryan Scott at #16 Louisiana (March 19, 2016)
Had 8 or more RBI in a game.....	8, Chris Becker vs. UAPB (May 4, 2004)

Had an RBI in 7 or more consecutive games.....	8 games, Dalton Thomas (March 13-24, 2016)
Had an RBI in 8 or more consecutive games.....	8 games, Dalton Thomas (March 13-24, 2016)

Had 4 or more walks in a game.....	4, Kyle Kirk vs. Georgia State (April 9, 2016)
Had 5 or more walks in a game.....	5, Anthony Gower vs. Houston Baptist (April 24, 2009)
Had 2 or more intentional walks in a game.....	2, Ryan Scott vs. UT Arlington (May 8, 2016)

Had 3 or more hit by pitch in a game.....	3, Hayden Martin at South Alabama (March 7, 2015)
---	---

Had 3 or more stolen bases in a game.....	3, Ben Crumpton vs. South Alabama (March 22, 2014)
Had 4 or more stolen bases in a game.....	4, Ryan Gotcher vs. Troy (May 14, 2006)

FIELDING	
Had 10 or more assists in a game.....	10, Brock Feldman vs. IPFW (March 6, 2010)
Had 11 or more assists in a game.....	11, Brock Feldman vs. IPFW (March 4, 2011)

Had 15 or more putouts in a game.....	17, Kale Emshoff at Oral Roberts (Feb. 18, 2017)
Had 17 or more putouts in a game.....	17, Kale Emshoff at Oral Roberts (Feb. 18, 2017)
Had 18 or more putouts in a game.....	18, Tyson Parks vs. IPFW (March 6, 2010)
Had 22 or more putouts in a game.....	22, Greg McCarthy vs. Houston Baptist (April 25, 2008)

PITCHING	
Pitched 50 or more consecutive IP without allowing a home run.....	75 IP, Cory Malcom (April 30, 2016-April 7, 2017)
Pitched 60 or more consecutive IP without allowing a home run.....	75 IP, Cory Malcom (April 30, 2016-April 7, 2017)
Pitched 70 or more consecutive IP without allowing a home run.....	75 IP, Cory Malcom (April 30, 2016-April 7, 2017)

Struck out 10 or more batters in a game.....	13, Cory Malcom vs. Louisiana (April 22, 2017)
Struck out 11 or more batters in a game.....	13, Cory Malcom vs. Louisiana (April 22, 2017)
Struck out 12 or more batters in a game.....	13, Cory Malcom vs. Louisiana (April 22, 2017)
Struck out 13 or more batters in a game.....	13, Cory Malcom vs. Louisiana (April 22, 2017)
Struck out 14 or more batters in a game.....	14, David Klumpp vs. Houston Baptist (April 26, 2008)

Pitched 9 or more innings.....	9.0 IP, Cory Malcom at ULM (March 24, 2017)
Pitched 9 or more scoreless innings.....	9.0 IP, Cory Malcom at ULM (March 24, 2017)
Pitched a 9-inning, complete game.....	9.0 IP, Cory Malcom at ULM (March 24, 2017)
Pitched a 9-inning, complete-game shutout.....	9.0 IP, Cory Malcom at ULM (May 14, 2016)

2017 STATISTICS OVERALL

Record: 21-31 Home: 15-13 Away: 5-18 Neutral: 1-0 Sun Belt: 11-16

Player	avg	gp-gs	ab	r	h	2b	3b	hr	rbi	tb	slg%	bb	hp	so	gdp	ob%	sf	sh	sb-att	po	a	e	fld%
9 Owens,Hunter	.333	52-51	207	44	69	17	3	6	40	110	.531	23	3	53	3	.408	0	0	6-7	127	3	0	1.000
21 Pittman,Riley	.316	46-38	158	26	50	7	1	8	33	83	.525	8	2	31	4	.355	1	3	0-2	87	7	4	.959
7 Knight,Cameron	.302	48-42	162	27	49	11	2	2	20	70	.432	21	2	31	6	.385	2	2	0-2	104	16	0	1.000
23 Thomas,Dalton	.293	50-50	191	41	56	20	0	6	37	94	.492	23	6	49	6	.379	4	0	3-4	75	1	1	.987
22 Gifford,Nik	.271	49-47	166	34	45	7	1	7	26	75	.452	25	4	54	2	.378	1	2	2-2	381	31	8	.981
6 Baker,Zach	.256	52-52	203	34	52	14	1	6	27	86	.424	17	7	32	2	.330	3	3	8-9	69	138	10	.954
2 Gunter,Ty	.243	45-36	140	15	34	8	1	0	17	44	.314	9	4	22	3	.303	2	3	0-1	24	59	5	.943
1 Reyes,Christian	.234	44-40	128	12	30	2	0	0	13	32	.250	9	7	21	3	.319	0	7	5-7	68	99	5	.971
19 Emshoff,Kale	.194	37-28	93	8	18	3	0	0	9	21	.226	11	1	27	0	.286	0	1	0-0	215	23	2	.992

16 Ridling,Cale	.321	30-19	78	9	25	6	0	0	8	31	.397	11	0	20	1	.400	1	1	0-1	20	2	2	.917
26 Mitchell Jr.,Danny	.278	32-21	79	15	22	5	1	0	8	29	.367	6	0	15	1	.329	0	2	3-4	23	2	1	.962
31 Davis,Jonathan	.250	26-13	52	8	13	1	0	2	9	20	.385	9	2	17	1	.381	0	1	0-0	105	13	2	.983
17 Osburn,Corbin	.000	1-0	0	0	0	0	0	0	0	0	.000	0	0	0	0	.000	0	0	0-0	2	7	0	1.000
Totals	.275	52	1783	288	491	104	10	40	264	735	.412	177	42	389	35	.352	16	25	31-44	1364	518	53	.973
Opponents	.251	52	1730	269	435	75	9	28	250	612	.354	215	42	436	23	.346	15	34	62-80	1374	545	50	.975

LOB - Team (382), Opp (403). DPs turned - Team (29), Opp (51). CI - Team (0), Opp (1). IBB - Team (5), Knight,C 3, Thomas,D 1, Gunter,T 1, Opp (7). Picked off - Mitchell,D 2, Owens,H 1, Knight,C 1, Baker,Z 1, Ridling,C 1.

(All games Sorted by Earned run avg)

Player	era	w-l	app	gs	cg	sho	sv	ip	h	r	er	bb	so	2b	3b	hr	b/avg	wp	hp	bks	sfa	sha
14 Garcia,Justin	2.63	2-0	31	0	0	0/1	2	41.0	21	12	12	22	56	4	1	1	.153	1	1	2	2	2
13 Slayton,Dylan	3.27	3-2	30	0	0	0/1	0	33.0	38	16	12	10	27	5	0	1	.279	1	3	0	1	2
34 Townsend,Cole	3.47	2-1	12	6	0	0/0	0	36.1	34	18	14	19	31	9	0	2	.248	1	1	1	2	3
10 Malcom,Cory	3.50	4-5	14	13	1	0/1	0	87.1	82	42	34	19	100	18	1	6	.242	9	1	0	1	3
29 Fidel,Chandler	4.83	3-7	16	13	0	0/1	0	63.1	65	41	34	32	60	9	1	3	.260	3	11	2	1	4
37 Brown,Carter	5.67	3-2	13	8	0	0/0	0	33.1	28	26	21	23	24	6	2	1	.231	1	3	1	1	1
44 McDowell,Matt	5.79	0-5	21	4	0	0/0	0	32.2	31	22	21	12	18	6	1	0	.270	1	6	1	1	9
4 LeMoine,Ryan	6.96	2-5	24	8	0	0/1	0	53.0	71	47	41	18	46	8	1	9	.317	6	9	0	1	2

40 Daylor,Cody	0.00	0-0	1	0	0	0/0	0	0.0	1	0	0	0	0	0	0	0	1.000	0	0	0	0	0
38 Oberling,Preston	3.45	0-0	20	0	0	0/1	0	15.2	16	6	6	13	13	2	0	0	.267	4	0	0	1	0
17 Osburn,Corbin	3.95	1-0	16	0	0	0/0	0	13.2	10	6	6	10	8	4	0	1	.217	4	2	0	0	3
12 Ours,Zach	4.76	0-1	6	0	0	0/0	0	5.2	5	3	3	2	5	1	0	1	.238	0	0	0	1	0
32 Corbett,Joe	5.06	1-0	17	0	0	0/1	1	16.0	13	9	9	11	21	1	0	0	.236	1	3	0	1	3
39 Moore,McKinley	6.00	0-1	14	0	0	0/1	0	9.0	5	6	6	9	10	0	0	2	.161	5	0	0	1	0
33 Wingfield,Keenan	6.23	0-2	8	0	0	0/0	0	4.1	5	5	3	5	7	1	0	1	.278	4	1	1	0	0
36 Rateliff,Jacob	6.75	0-0	10	0	0	0/0	0	5.1	5	4	4	2	5	0	1	0	.238	0	0	0	0	0
30 McGill,Cody	10.12	0-0	6	0	0	0/0	0	2.2	3	3	3	4	4	0	0	0	.300	0	1	0	0	2
27 Willenborg,Reed	11.57	0-0	6	0	0	0/0	0	2.1	2	3	3	4	1	1	1	0	.250	0	0	0	1	0
Totals	4.57	21-31	52	52	1	2/2	3	454.2	435	269	231	215	436	75	9	28	.251	41	42	8	15	34
Opponents	5.11	31-21	52	52	2	2/1	15	458.0	491	288	260	177	389	104	10	40	.275	49	42	4	16	25

PB - Team (6), Emshoff,K 5, Knight,C 1, Opp (7). Pickoffs - Team (4), Townsend,C 1, Brown,Ca 1, LeMoine,R 1, Fidel,C 1, Opp (6). SBA/ATT - Davis,J (24-28), Knight,C (18-26), Emshoff,K (20-24), Slayton,D (11-13), Garcia,Ju (8-12), Malcom,C (8-10), Townsend,C (8-8), LeMoine,R (5-6), Brown,Ca (4-6), Fidel,C (4-5), Osburn,C (2-4), Corbett,J (3-4), McDowell,M (2-4), Oberling,P (2-3), Ours,Z (2-2), McGill,C (2-2), Moore,M (1-1).

2017 STATISTICS CONFERENCE

Record: 11-16 Home: 7-8 Away: 4-8 Sun Belt: 11-16

Player	avg	gp-gs	ab	r	h	2b	3b	hr	rbi	tb	slg%	bb	hp	so	gdp	ob%	sf	sh	sb-att	po	a	e	fld%
22 Gifford,Nik	.337	25-24	86	22	29	4	0	5	19	48	.558	12	3	24	0	.436	0	1	1-1	186	15	4	.980
21 Pittman,Riley	.309	27-24	97	18	30	3	1	6	21	53	.546	7	2	20	1	.368	0	2	0-1	60	5	4	.942
9 Owens,Hunter	.306	27-27	111	25	34	7	2	4	16	57	.514	13	1	30	1	.384	0	0	3-3	72	2	0	1.000
23 Thomas,Dalton	.295	26-26	105	25	31	13	0	4	23	56	.533	11	3	21	4	.375	1	0	2-2	45	0	1	.978
7 Knight,Cameron	.292	23-19	72	13	21	4	2	0	6	29	.403	12	2	14	1	.407	0	0	0-0	25	2	0	1.000
16 Ridling,Cale	.283	18-14	53	5	15	4	0	0	3	19	.358	7	0	13	1	.361	1	1	0-1	12	1	2	.867
1 Reyes,Christian	.232	26-26	82	4	19	0	0	0	8	19	.232	6	3	12	2	.308	0	4	4-6	31	69	4	.962
2 Gunter,Ty	.230	23-18	74	6	17	6	0	0	11	23	.311	2	2	10	1	.266	1	1	0-0	12	31	2	.956
6 Baker,Zach	.221	27-27	113	15	25	8	0	3	13	42	.372	7	5	12	2	.296	0	1	4-5	37	64	8	.927
19 Emshoff,Kale	.217	19-15	46	2	10	0	0	0	3	10	.217	7	1	15	0	.333	0	0	0-0	121	15	0	1.000

26 Mitchell Jr.,Danny	.333	10-4	15	3	5	0	0	0	1	5	.333	1	0	3	0	.375	0	0	0-1	5	0	0	1.000
31 Davis,Jonathan	.238	17-10	42	6	10	0	0	1	7	13	.310	4	1	13	1	.319	0	1	0-0	75	11	2	.977
17 Osburn,Corbin	.000	1-0	0	0	0	0	0	0	0	0	.000	0	0	0	0	.000	0	0	0-0	0	0	0	.000
Totals	.274	27	930	146	255	50	5	23	137	384	.413	89	25	189	15	.352	4	11	15-21	702	261	32	.968
Opponents	.256	27	910	139	233	43	2	18	127	334	.367	94	20	230	15	.337	5	12	30-38	706	290	25	.976

LOB - Team (207), Opp (200). DPs turned - Team (18), Opp (25). IBB - Team (3), Knight,C 3, Opp (2). Picked off - Mitchell,D 1, Knight,C 1.

(Sun Belt games only Sorted by Earned run avg)

Player	era	w-l	app	gs	cg	sho	sv	ip	h	r	er	bb	so	2b	3b	hr	b/avg	wp	hp	bks	sfa	sha
13 Slayton,Dylan	3.10	2-2	16	0	0	0/0	0	20.1	27	11	7	7	16	3	0	1	.307	0	2	0	0	1
14 Garcia,Justin	3.60	2-0	17	0	0	0/0	1	25.0	13	10	10	13	34	3	1	1	.153	1	1	2	2	1
10 Malcom,Cory	4.15	3-5	9	9	1	0/0	0	60.2	64	35	28	16	65	13	1	6	.266	7	1	0	1	2
29 Fidel,Chandler	4.89	2-4	9	9	0	0/0	0	46.0	47	30	25	23	46	7	0	2	.258	3	7	1	0	2
4 LeMoine,Ryan	5.68	2-4	10	7	0	0/0	0	44.1	52	34	28	12	36	7	0	7	.287	4	8	0	0	0

44 McDowell,Matt	0.00	0-0	8	0	0	0/0	0	9.0	1	0	0	3	7	0	0	0	.038	0	1	0	0	3
32 Corbett,Joe	0.00	0-0	4	0	0	0/0	0	4.2	1	0	0	1	5	0	0	0	.077	0	0	0	0	1
37 Brown,Carter	0.00	0-0	1	0	0	0/0	0	0.2	1	0	0	2	0	1	0	0	.333	0	0	0	0	0
36 Rateliff,Jacob	4.50	0-0	6	0	0	0/0	0	2.0	2	1	1	1	2	0	0	0	.250	0	0	0	0	0
34 Townsend,Cole	4.91	0-1	6	2	0	0/0	0	14.2	17	10	8	9	10	6	0	0	.304	0	0	0	2	2
38 Oberling,Preston	6.00	0-0	6	0	0	0/0	0	3.0	3	2	2	4	3	1	0	0	.273	1	0	0	0	0
17 Osburn,Corbin	6.75	0-0	2	0	0	0/0	0	1.1	2	1	1	0	2	1	0	0	.333	0	0	0	0	0
33 Wingfield,Keenan	9.00	0-0	1	0	0	0/0	0	1.0	2	1	1	0	1	1	0	0	.400	0	0	1	0	0
39 Moore,McKinley	27.00	0-0	4	0	0	0/0	0	1.1	1	4	4	3	3	0	0	1	.200	1	0	0	0	0
Totals	4.38	11-16	27	27	1	0/0	1	234.0	233	139	114	94	230	43	2	18	.256	17	20	4	5	12
Opponents	5.20	16-11	27	27	2	2/1	8	235.1	255	146	136	89	189	50	5	23	.274	18	25	1	4	11

PB - Team (5), Emshoff,K 5, Opp (1). Pickoffs - Team (2), LeMoine,R 1, Fidel,C 1, Opp (2). SBA/ATT - Davis,J (17-19), Emshoff,K (9-13), Slayton,D (8-10), Malcom,C (6-8), Garcia,Ju (4-6), LeMoine,R (5-6), Knight,C (4-5), Fidel,C (3-4), Oberling,P (2-2), Townsend,C (2-2).

2017 TEAM GAME HIGHS

Batting

At bats:	46	-	at Oral Roberts (Feb 18, 2017)
Runs scored:	17	-	vs Fort Wayne (Mar 03, 2017)
Hits:	19	-	vs Fort Wayne (Mar 03, 2017)
RBIs:	15	-	vs Georgia State (May 14, 2017)
Doubles:	6	-	vs Stephen F. Austin (Apr 11, 2017)
Triples:	2	-	at South Alabama (May 05, 2017)
Home runs:	3	-	vs Fort Wayne (Mar 05, 2017)
	3	-	vs Troy (Mar 19, 2017)
	3	-	vs Northwestern State (May 09, 2017)
Total bases:	29	-	vs Northwestern State (May 09, 2017)
Walks:	13	-	vs Georgia State (May 14, 2017)
Strikeouts:	15	-	vs Oral Roberts (Mar 08, 2017)
Sac hits:	2	-	(5 times)
Sac flies:	2	-	at UT Arlington (Apr 14, 2017)
	2	-	vs Central Arkansas (Apr 25, 2017 at No. Little Rock, AR)
Stolen bases:	3	-	at ULM (Mar 26, 2017)
	3	-	vs Stephen F. Austin (Apr 11, 2017)
Hit by pitch:	5	-	at Georgia Southern (Apr 28, 2017)
Caught stealing:	2	-	vs Purdue (Feb 24, 2017)
Runners LOB:	13	-	at Oral Roberts (Feb 17, 2017)
Hit into DP:	3	-	(4 times)

Fielding

Putouts:	36	-	at Oral Roberts (Feb 18, 2017)
Assists:	17	-	vs Purdue (Feb 24, 2017)
Errors:	4	-	at Georgia Southern (Apr 28, 2017)
Passed balls:	3	-	vs Georgia State (May 13, 2017)
DPs turned:	2	-	(5 times)

Pitching

Innings pitched:	12.0	-	at Oral Roberts (Feb 18, 2017)
Runs allowed:	12	-	at Central Arkansas (Mar 14, 2017)
Earned runs:	11	-	at Central Arkansas (Mar 14, 2017)
Walks allowed:	11	-	at Missouri (Mar 21, 2017)
Strikeouts:	17	-	at Oral Roberts (Feb 18, 2017)
Hits allowed:	14	-	vs Oral Roberts (Mar 08, 2017)
	14	-	at ULM (Mar 26, 2017)
Doubles allowed:	5	-	vs Appalachian State (Apr 01, 2017)
Triples allowed:	2	-	at Central Arkansas (Mar 14, 2017)
Homers allowed:	3	-	at South Alabama (May 06, 2017)
Wild pitches:	4	-	at Ole Miss (Mar 28, 2017)
Hit batters:	3	-	(4 times)

2017 INDIVIDUAL GAME HIGHS

Batting

At bats:	6	-	x-Dimitroff, Bryce	at Oral Roberts (Feb 18, 2017)
Runs scored:	4	-	Baker, Zach	vs Fort Wayne (Mar 03, 2017)
Hits:	4	-	(5 times)	
RBIs:	6	-	Pittman, Riley	vs Northwestern State (May 09, 2017)
Doubles:	2	-	(7 times)	
Triples:	1	-	(10 times)	
Home runs:	2	-	Baker, Zach	vs Texas State (Apr 09, 2017)
	2	-	Pittman, Riley	vs Northwestern State (May 09, 2017)
Total bases:	10	-	Pittman, Riley	vs Northwestern State (May 09, 2017)
Walks:	3	-	Gifford, Nik	vs Stephen F. Austin (Apr 11, 2017)
	3	-	Knight, Cameron	vs Georgia State (May 14, 2017)
Strikeouts:	3	-	(12 times)	
Sac hits:	1	-	(25 times)	
Sac flies:	1	-	(16 times)	
Stolen bases:	2	-	Baker, Zach	vs Stephen F. Austin (Apr 11, 2017)
Hit by pitch:	2	-	Reyes, Christian	vs Central Arkansas (Apr 25, 2017 at No. Little Rock, A
Caught stealing:	1	-	(13 times)	
Runners LOB:	5	-	Emshoff, Kale	vs Appalachian State (Mar 31, 2017)
	5	-	Thomas, Dalton	vs Stephen F. Austin (Apr 11, 2017)
	5	-	Pittman, Riley	vs Central Arkansas (May 16, 2017)

Fielding

Putouts:	17	-	Emshoff, Kale	at Oral Roberts (Feb 18, 2017)
Assists:	8	-	Reyes, Christian	vs Troy (Mar 19, 2017)
Errors:	2	-	Pittman, Riley	at South Alabama (May 05, 2017)
Passed balls:	3	-	Emshoff, Kale	vs Georgia State (May 13, 2017)

Pitching

Innings pitched:	9.0	-	Malcom, Cory	at ULM (Mar 24, 2017)
Runs allowed:	8	-	LeMoine, Ryan	vs Louisiana (Apr 22, 2017)
Earned runs:	8	-	LeMoine, Ryan	vs Louisiana (Apr 22, 2017)
Walks allowed:	6	-	Malcom, Cory	vs Texas State (Apr 07, 2017)
Strikeouts:	13	-	Malcom, Cory	vs Louisiana (Apr 22, 2017)
Hits allowed:	11	-	LeMoine, Ryan	vs Louisiana (Apr 22, 2017)
Doubles allowed:	3	-	(5 times)	
Triples allowed:	1	-	(9 times)	
Homers allowed:	3	-	Malcom, Cory	at South Alabama (May 06, 2017)
Wild pitches:	3	-	Moore, McKinley	at Missouri (Mar 21, 2017)
Hit batters:	3	-	McDowell, Matt	vs Purdue (Feb 24, 2017)
	3	-	LeMoine, Ryan	vs Louisiana (Apr 22, 2017)

2017 GAME-BY-GAME HITTING

Date	Opponent	ab	r	h	rbi	2b	3b	hr	tb	bb	ibb	sb	cs	hbp	sac	sf	gdp	k	po	a	e	lob	avg
Feb 17	at Oral Roberts	38	4	12	4	1	0	1	16	6	0	1	1	0	0	0	0	14	24	10	0	13	.316
Feb 18	at Oral Roberts	46	3	9	3	2	0	1	14	0	0	1	1	0	1	0	0	11	36	11	0	5	.250
Feb 19	at Oral Roberts	31	3	7	3	2	0	1	12	6	0	0	1	1	0	1	0	9	24	5	0	9	.243
Feb 22	at Louisiana Tech	31	2	6	2	1	0	1	10	2	0	0	0	0	0	0	1	10	24	8	3	4	.233
Feb 24	PURDUE	34	4	11	4	4	0	0	15	1	0	0	2	1	1	0	2	8	27	17	0	6	.250
Feb 25	PURDUE	28	2	8	2	1	0	0	9	1	0	0	0	1	2	0	1	5	27	10	0	6	.255
Feb 26	PURDUE	40	13	16	11	5	1	0	23	1	0	1	0	1	0	1	1	5	27	6	0	6	.278
Feb 28	at Oklahoma	35	5	11	4	4	0	2	21	2	0	1	1	1	1	0	1	9	24	10	0	7	.283
Mar 03	FORT WAYNE	41	17	19	12	5	0	0	24	9	0	2	0	1	0	1	2	6	27	9	0	11	.306
Mar 04	FORT WAYNE	34	3	10	3	0	0	0	10	2	0	0	0	0	1	0	0	5	27	6	1	8	.304
Mar 04	FORT WAYNE	31	9	11	9	4	1	2	23	6	1	1	1	2	2	1	0	5	27	10	3	9	.308
Mar 05	FORT WAYNE	32	5	9	5	0	0	3	18	2	0	0	0	0	1	0	0	3	27	6	0	6	.306
Mar 08	ORAL ROBERTS	32	1	7	1	0	0	0	7	1	0	0	0	0	0	0	1	15	27	9	0	5	.300
Mar 10	at Stephen F. Austin	28	4	3	3	1	0	0	4	5	0	1	0	1	0	1	1	11	24	6	0	4	.289
Mar 11	at Stephen F. Austin	38	8	12	7	4	0	1	19	7	0	2	0	0	0	0	1	8	27	13	1	10	.291
Mar 12	at Stephen F. Austin	29	2	4	2	0	1	0	6	3	0	0	0	1	0	1	0	12	24	12	1	5	.283
Mar 14	at Central Arkansas	33	3	7	3	1	0	0	8	2	0	0	0	1	0	0	2	7	24	10	2	6	.279
*Mar 17	TROY	39	6	12	6	1	0	1	16	2	0	0	1	1	0	0	0	5	27	13	2	9	.281
*Mar 18	TROY	35	3	9	3	3	0	1	15	1	1	1	1	0	0	0	1	5	27	15	0	6	.279
*Mar 19	TROY	41	10	15	9	3	0	3	27	0	0	0	0	1	0	0	0	6	27	13	1	8	.284
Mar 21	at Missouri	33	8	7	5	1	1	0	10	5	0	0	0	1	0	1	1	6	24	9	1	5	.281
*Mar 24	at ULM	34	5	6	5	2	0	2	14	2	0	0	0	1	0	0	0	9	27	7	0	5	.277
*Mar 25	at ULM	35	4	9	3	1	0	2	16	2	0	0	0	0	2	0	0	7	24	12	1	8	.276
*Mar 26	at ULM	33	1	7	1	0	0	0	7	5	0	3	0	2	0	0	0	7	24	12	1	12	.273
Mar 28	at Ole Miss	34	4	7	4	1	0	1	11	3	0	0	0	1	0	0	2	6	29	14	2	4	.271
*Mar 31	APPALACHIAN STATE	34	6	10	6	1	0	1	14	4	0	0	0	0	0	0	0	7	27	11	1	8	.271
*Apr 01	APPALACHIAN STATE	31	2	8	2	2	0	0	10	3	0	0	0	0	2	1	1	6	27	7	2	8	.271
*Apr 01	APPALACHIAN STATE	40	6	17	6	2	0	0	19	3	1	0	0	0	1	0	3	6	27	12	2	11	.277
Apr 04	UAPB	28	1	4	1	1	0	0	5	2	0	1	0	0	1	1	0	5	27	13	1	4	.274
*Apr 07	TEXAS STATE	32	3	7	3	1	1	0	10	4	0	0	1	0	0	0	1	4	27	8	1	6	.272
*Apr 08	TEXAS STATE	35	9	13	7	4	1	1	22	3	0	1	0	2	0	0	2	8	27	9	2	7	.275
*Apr 09	TEXAS STATE	30	6	9	6	1	0	2	16	5	0	1	0	1	0	0	2	5	27	8	1	6	.276
Apr 11	STEPHEN F. AUSTIN	34	10	12	10	6	0	0	18	6	0	3	0	0	1	0	1	9	27	15	2	8	.278
*Apr 13	at UT Arlington	29	0	3	0	0	0	0	3	0	0	0	1	1	0	0	1	6	24	8	0	3	.274
*Apr 14	at UT Arlington	36	9	12	8	3	0	2	21	2	0	0	0	0	0	2	1	7	27	9	1	4	.276
*Apr 15	at UT Arlington	37	5	13	5	2	0	0	15	4	0	1	0	0	1	0	0	9	24	3	1	10	.278
Apr 19	LOUISIANA TECH	35	6	9	6	4	0	1	16	5	1	1	0	1	1	1	1	10	27	12	0	10	.277
*Apr 22	LOUISIANA	32	4	6	4	3	0	0	9	2	0	0	0	2	1	0	0	10	27	6	0	6	.275
*Apr 22	LOUISIANA	33	4	7	4	2	0	0	9	4	0	0	0	1	1	0	0	11	27	9	2	8	.273
*Apr 23	LOUISIANA	32	3	6	2	1	0	0	7	4	0	2	0	1	2	0	0	12	27	10	1	9	.271
Apr 25	vs Central Arkansas	37	11	13	10	3	0	0	16	6	0	0	0	2	0	2	1	10	27	13	2	9	.274
*Apr 28	at Georgia Southern	39	11	13	9	2	1	1	20	5	0	0	1	5	0	0	1	11	27	13	4	11	.275
*Apr 29	at Georgia Southern	31	0	3	0	0	0	0	3	4	0	0	0	1	0	0	0	7	24	8	2	9	.271
*Apr 30	at Georgia Southern	31	2	4	2	1	0	1	8	1	0	0	0	1	0	0	0	6	24	11	0	4	.268
*May 05	at South Alabama	37	3	10	3	2	2	0	16	2	0	1	0	0	0	0	1	9	24	5	2	9	.269
*May 06	at South Alabama	41	11	14	11	3	0	2	23	3	0	0	0	1	0	0	0	6	27	10	0	7	.270
*May 07	at South Alabama	33	3	9	3	2	0	0	11	2	0	2	1	1	1	0	1	6	24	7	2	7	.270
May 09	NORTHWESTERN STA	38	13	15	12	3	1	3	29	4	0	1	0	1	1	0	0	7	27	11	0	7	.273
*May 13	GEORGIA STATE	34	8	11	8	3	0	1	17	7	0	1	0	0	0	0	0	2	27	16	2	9	.274
*May 13	GEORGIA STATE	37	6	9	6	3	0	1	15	2	1	1	0	2	0	0	0	8	30	9	1	7	.274
*May 14	GEORGIA STATE	29	16	13	15	2	0	2	21	13	0	1	0	1	0	1	0	4	21	10	0	10	.277
May 16	CENTRAL ARKANSAS	33	1	7	1	0	0	0	7	1	0	0	0	0	1	1	1	4	27	12	2	8	.275
Totals		1783	288	491	264	104	10	40	735	177	5	31	13	42	25	16	35	389	1364	518	53	382	.275

2017 GAME-BY-GAME PITCHING

Date	Opponent	ip	h	r	er	bb	so	2b	3b	hr	wp	bk	hbp	dp	ibb	score	w-l	sv	era
Feb 17	at Oral Roberts	8.0	11	10	10	5	6	2	0	1	3	0	0	0	1	4-10	0-1	0	11.25
Feb 18	at Oral Roberts	12.0	8	4	4	7	17	1	0	1	0	0	0	0	1	3-4	0-2	0	6.30
Feb 19	at Oral Roberts	8.0	13	8	8	6	8	0	0	2	0	0	1	1	0	3-8	0-3	0	7.07
Feb 22	at Louisiana Tech	8.0	7	4	3	4	12	1	0	1	1	0	1	0	0	2-4	0-4	0	6.25
Feb 24	PURDUE	9.0	5	6	6	8	9	3	0	0	2	0	3	0	1	4-6	0-5	0	6.20
Feb 25	PURDUE	9.0	5	0	0	1	14	0	0	0	1	0	0	0	0	2-0	1-5	1	5.17
Feb 26	PURDUE	9.0	3	0	0	3	10	0	0	0	0	0	2	1	0	13-0	2-5	1	4.43
Feb 28	at Oklahoma	8.0	10	10	10	5	4	1	1	2	0	0	0	1	0	5-10	2-6	1	5.20
Mar 03	FORT WAYNE	9.0	2	2	2	3	12	0	1	0	0	0	1	1	0	17-2	3-6	1	4.84
Mar 04	FORT WAYNE	9.0	9	2	1	0	15	2	0	0	1	0	0	0	0	3-2	4-6	1	4.45
Mar 04	FORT WAYNE	9.0	11	5	3	4	11	1	1	0	1	1	1	0	0	9-5	5-6	1	4.32
Mar 05	FORT WAYNE	9.0	6	1	1	4	12	1	0	0	0	0	0	1	0	5-1	6-6	1	4.04
Mar 08	ORAL ROBERTS	9.0	14	8	8	6	5	4	0	0	2	0	1	0	0	1-8	6-7	1	4.34
Mar 10	at Stephen F. Austin	8.0	7	6	6	4	7	2	0	0	1	0	0	0	0	4-6	6-8	1	4.50
Mar 11	at Stephen F. Austin	9.0	9	3	2	1	5	1	0	0	1	1	0	0	0	8-3	7-8	1	4.33
Mar 12	at Stephen F. Austin	8.0	8	5	5	7	2	4	0	0	0	0	3	1	0	2-5	7-9	1	4.40
Mar 14	at Central Arkansas	8.0	13	12	11	7	8	1	2	0	1	0	2	0	0	3-12	7-10	1	4.83
*Mar 17	TROY	9.0	10	7	3	3	9	3	0	1	0	0	0	1	0	6-7	7-11	1	4.73
*Mar 18	TROY	9.0	7	6	6	8	6	1	0	1	0	0	0	2	0	3-6	7-12	1	4.80
*Mar 19	TROY	9.0	9	3	3	3	4	2	0	0	0	0	2	0	0	10-3	8-12	1	4.70
Mar 21	at Missouri	8.0	6	11	9	11	9	0	1	0	3	0	2	0	0	8-11	8-13	1	4.94
*Mar 24	at ULM	9.0	7	1	1	1	4	1	0	0	2	0	0	0	0	5-1	9-13	1	4.76
*Mar 25	at ULM	8.0	9	6	6	3	5	2	0	1	0	0	0	0	0	4-6	9-14	1	4.84
*Mar 26	at ULM	8.0	14	7	5	2	3	4	1	0	1	0	0	0	0	1-7	9-15	1	4.87
Mar 28	at Ole Miss	9.2	9	5	5	8	5	0	0	0	4	0	1	1	1	4-5	9-16	1	4.86
*Mar 31	APPALACHIAN STATE	9.0	6	2	2	3	10	0	0	0	1	0	0	0	0	6-2	10-16	1	4.74
*Apr 01	APPALACHIAN STATE	9.0	5	3	2	4	9	0	0	1	0	0	0	0	0	2-3	10-17	1	4.64
*Apr 01	APPALACHIAN STATE	9.0	9	7	5	5	11	5	0	0	2	0	1	0	0	6-7	10-18	1	4.65
Apr 04	UAPB	9.0	7	2	2	1	8	2	0	0	1	0	0	1	0	1-2	10-19	1	4.56
*Apr 07	TEXAS STATE	9.0	5	7	5	6	14	2	0	1	2	2	0	1	0	3-7	10-20	1	4.57
*Apr 08	TEXAS STATE	9.0	7	4	4	4	11	1	0	1	1	0	1	0	0	9-4	11-20	2	4.56
*Apr 09	TEXAS STATE	9.0	10	5	5	6	9	2	0	1	0	0	1	0	1	6-5	12-20	2	4.57
Apr 11	STEPHEN F. AUSTIN	9.0	6	4	1	4	4	1	0	2	0	0	0	0	0	10-4	13-20	2	4.46
*Apr 13	at UT Arlington	8.0	9	2	2	0	8	0	1	0	0	0	0	1	0	0-2	13-21	2	4.40
*Apr 14	at UT Arlington	9.0	8	4	2	2	4	2	0	0	0	0	2	0	0	9-4	14-21	2	4.33
*Apr 15	at UT Arlington	8.0	10	10	9	8	8	1	0	0	2	0	0	1	0	5-10	14-22	2	4.48
Apr 19	LOUISIANA TECH	9.0	11	10	10	7	7	2	0	1	2	1	3	0	0	6-10	14-23	2	4.63
*Apr 22	LOUISIANA	9.0	13	9	9	2	11	3	0	2	0	0	3	1	0	4-9	14-24	2	4.75
*Apr 22	LOUISIANA	9.0	10	7	7	3	15	2	0	2	0	0	1	2	0	4-7	14-25	2	4.81
*Apr 23	LOUISIANA	9.0	11	5	4	4	11	0	0	1	0	0	1	1	0	3-5	14-26	2	4.79
Apr 25	vs Central Arkansas	9.0	5	6	5	7	7	3	0	0	0	1	0	1	0	11-6	15-26	3	4.79
*Apr 28	at Georgia Southern	9.0	6	4	0	1	9	0	0	0	1	0	1	0	0	11-4	16-26	3	4.67
*Apr 29	at Georgia Southern	8.0	8	5	4	1	10	3	0	0	0	0	1	1	0	0-5	16-27	3	4.67
*Apr 30	at Georgia Southern	8.0	4	9	9	4	9	0	0	2	0	1	2	1	0	2-9	16-28	3	4.78
*May 05	at South Alabama	8.0	9	8	6	6	10	1	0	1	2	0	1	0	1	3-8	16-29	3	4.82
*May 06	at South Alabama	9.0	11	5	5	1	9	1	0	3	1	0	0	1	0	11-5	17-29	3	4.83
*May 07	at South Alabama	8.0	10	5	3	5	8	2	0	0	0	0	1	0	0	3-5	17-30	3	4.80
May 09	NORTHWESTERN STA	9.0	6	1	1	2	4	0	0	0	0	0	1	2	0	13-1	18-30	3	4.72
*May 13	GEORGIA STATE	9.0	8	3	2	4	7	3	0	0	1	0	0	2	0	8-3	19-30	3	4.66
*May 13	GEORGIA STATE	10.0	11	4	4	5	10	1	0	0	0	0	0	2	0	6-4	20-30	3	4.64
*May 14	GEORGIA STATE	7.0	7	1	1	0	6	1	0	0	1	1	2	1	0	16-1	21-30	3	4.58
May 16	CENTRAL ARKANSAS	9.0	11	5	4	6	5	0	1	0	0	0	0	0	1	1-5	21-31	3	4.57
Totals		454.2	435	269	231	215	436	75	9	28	41	8	42	29	7	288-269	21-31	3	4.57

2017 GAME-BY-GAME RESULTS

Date	Opponent	Score	Inns	Overall	Sun Belt	Pitcher of record	Attend	Time
Feb 17, 2017	at Oral Roberts	L 4-10	9	0-1-0	0-0-0	McDowell,M (L 0-1)	718	3:07
Feb 18, 2017	at Oral Roberts	L 3-4	(13)	0-2-0	0-0-0	Wingfield,K (L 0-1)	781	3:50
Feb 19, 2017	at Oral Roberts	L 3-8	9	0-3-0	0-0-0	Fidel,C (L 0-1)	756	3:10
Feb 22, 2017	at Louisiana Tech	L 2-4	9	0-4-0	0-0-0	Wingfield,K (L 0-1)	1217	2:34
Feb 24, 2017	PURDUE	L 4-6	9	0-5-0	0-0-0	McDowell,M (L 0-2)	324	3:15
Feb 25, 2017	PURDUE	w 2-0	9	1-5-0	0-0-0	Malcom,C (W 1-0)	389	2:34
Feb 26, 2017	PURDUE	w 13-0	9	2-5-0	0-0-0	Fidel,C (W 1-1)	263	2:58
Feb 28, 2017	at #18 Oklahoma	L 5-10	9	2-6-0	0-0-0	McDowell,M (L 0-3)	721	3:11
Mar 03, 2017	FORT WAYNE	w 17-2	9	3-6-0	0-0-0	Brown,Ca (W 1-0)	207	2:58
Mar 04, 2017	FORT WAYNE-1	w 3-2	9	4-6-0	0-0-0	Corbett,J (W 1-0)	-	2:49
Mar 04, 2017	FORT WAYNE-2	w 9-5	9	5-6-0	0-0-0	Slayton,D (W 1-0)	351	2:55
Mar 05, 2017	FORT WAYNE	w 5-1	9	6-6-0	0-0-0	Townsend,C (W 1-0)	207	2:29
Mar 08, 2017	ORAL ROBERTS	L 1-8	9	6-7-0	0-0-0	McDowell,M (L 0-4)	205	3:17
Mar 10, 2017	at Stephen F. Austin	L 4-6	9	6-8-0	0-0-0	LeMoine,R (L 0-1)	178	2:55
Mar 11, 2017	at Stephen F. Austin	w 8-3	9	7-8-0	0-0-0	Townsend,C (W 2-0)	162	3:01
Mar 12, 2017	at Stephen F. Austin	L 2-5	9	7-9-0	0-0-0	Fidel,C (L 1-2)	176	2:53
Mar 14, 2017	at Central Arkansas	L 3-12	9	7-10-0	0-0-0	McDowell,M (L 0-5)	145	3:02
* Mar 17, 2017	TROY	L 6-7	9	7-11-0	0-1-0	Malcom,C (L 1-1)	227	2:56
* Mar 18, 2017	TROY	L 3-6	9	7-12-0	0-2-0	LeMoine,R (L 0-2)	275	2:45
* Mar 19, 2017	TROY	w 10-3	9	8-12-0	1-2-0	Fidel,C (W 2-2)	261	2:23
Mar 21, 2017	at #5 Missouri	L 8-11	9	8-13-0	1-2-0	Brown,Ca (L 1-1)	672	3:34
* Mar 24, 2017	at ULM	w 5-1	9	9-13-0	2-2-0	Malcom,C (W 2-1)	746	2:18
* Mar 25, 2017	at ULM	L 4-6	9	9-14-0	2-3-0	Townsend,C (L 2-1)	824	2:35
* Mar 26, 2017	at ULM	L 1-7	9	9-15-0	2-4-0	Fidel,C (L 2-3)	732	2:56
Mar 28, 2017	at #19 Ole Miss	L 4-5	(10)	9-16-0	2-4-0	Moore,M (L 0-1)	6709	3:42
* Mar 31, 2017	APPALACHIAN STATE	w 6-2	9	10-16-0	3-4-0	Slayton,D (W 2-0)	280	3:16
* Apr 01, 2017	APPALACHIAN STATE-1	L 2-3	9	10-17-0	3-5-0	LeMoine,R (L 0-3)	-	2:58
* Apr 01, 2017	APPALACHIAN STATE-2	L 6-7	9	10-18-0	3-6-0	Slayton,D (L 2-1)	253	3:15
Apr 04, 2017	UAPB	L 1-2	9	10-19-0	3-6-0	Ours,Z (L 0-1)	236	2:25
* Apr 07, 2017	TEXAS STATE	L 3-7	9	10-20-0	3-7-0	Malcom,C (L 2-2)	252	2:48
* Apr 08, 2017	TEXAS STATE	w 9-4	9	11-20-0	4-7-0	LeMoine,R (W 1-3)	301	2:37
* Apr 09, 2017	TEXAS STATE	w 6-5	9	12-20-0	5-7-0	Slayton,D (W 3-1)	239	2:56
Apr 11, 2017	STEPHEN F. AUSTIN	w 10-4	9	13-20-0	5-7-0	Brown,Ca (W 2-1)	192	3:05
* Apr 13, 2017	at UT Arlington	L 0-2	9	13-21-0	5-8-0	Malcom,C (L 2-3)	313	1:58
* Apr 14, 2017	at UT Arlington	w 9-4	9	14-21-0	6-8-0	Garcia,Ju (W 1-0)	472	2:54
* Apr 15, 2017	at UT Arlington	L 5-10	9	14-22-0	6-9-0	Fidel,C (L 2-4)	464	3:09
Apr 19, 2017	LOUISIANA TECH	L 6-10	9	14-23-0	6-9-0	Fidel,C (L 2-5)	238	3:32
* Apr 22, 2017	LOUISIANA-1	L 4-9	9	14-24-0	6-10-0	LeMoine,R (L 1-4)	-	2:48
* Apr 22, 2017	LOUISIANA-2	L 4-7	9	14-25-0	6-11-0	Malcom,C (L 2-4)	403	2:56
* Apr 23, 2017	LOUISIANA	L 3-5	9	14-26-0	6-12-0	Slayton,D (L 3-2)	243	3:11
Apr 25, 2017	vs Central Arkansas	w 11-6	9	15-26-0	6-12-0	Osburn,C (W 1-0)	1026	3:16
* Apr 28, 2017	at Georgia Southern	w 11-4	9	16-26-0	7-12-0	LeMoine,R (W 2-4)	916	2:55
* Apr 29, 2017	at Georgia Southern	L 0-5	9	16-27-0	7-13-0	Malcom,C (L 2-5)	1133	2:26
* Apr 30, 2017	at Georgia Southern	L 2-9	9	16-28-0	7-14-0	Fidel,C (L 2-6)	698	2:09
* May 05, 2017	at South Alabama	L 3-8	9	16-29-0	7-15-0	LeMoine,R (L 2-5)	1276	2:58
* May 06, 2017	at South Alabama	w 11-5	9	17-29-0	8-15-0	Malcom,C (W 3-5)	1492	2:52
* May 07, 2017	at South Alabama	L 3-5	9	17-30-0	8-16-0	Fidel,C (L 2-7)	1229	2:55
May 09, 2017	NORTHWESTERN STATE	w 13-1	9	18-30-0	9-16-0	Brown,Ca (W 3-1)	221	2:21
* May 13, 2017	GEORGIA STATE-1	w 8-3	9	19-30-0	9-16-0	Malcom,C (W 4-5)	-	2:37
* May 13, 2017	GEORGIA STATE-2	w 6-4	(10)	20-30-0	10-16-0	Garcia,Ju (W 2-0)	299	3:00
* May 14, 2017	GEORGIA STATE	w 16-1	7	21-30-0	11-16-0	Fidel,C (W 3-7)	313	2:36
May 16, 2017	CENTRAL ARKANSAS	L 1-5	9	21-31-0	11-16-0	Brown,Ca (L 3-2)	374	2:21

() extra inning game

CAREER SUMMARIES

Baker, Zach

Year	avg	gp-gs	ab	r	h	2b	3b	hr	rbi	tb	slg%	bb	hbp	so	gdp	ob%	sf	sh	sb-att	po	a	e	fld%
2016	.254	54-54	185	38	47	14	0	1	24	64	.346	26	5	32	2	.358	2	9	10-13	85	145	10	.958
2017	.256	52-52	203	34	52	14	1	6	27	86	.424	17	7	32	2	.330	3	3	8-9	69	138	10	.954
TOTAL	.255	106-106	388	72	99	28	1	7	51	150	.387	43	12	64	4	.344	5	12	18-22	154	283	20	.956

SINGLE-GAME HIGHS [all-time ranking]:

Hits: 4, Purdue, Feb 26, 2017; Georgia State, May 14, 2017

Doubles: 2, Georgia State, Apr 09, 2016; at Stephen F. Austin, Mar 11, 2017

Triples: 1 [t-4th], at Stephen F. Austin, Mar 12, 2017

Home runs: 2 [t-5th], Texas State, Apr 09, 2017

Total bases: 9, Texas State, Apr 09, 2017

RBI: 6 [t-7th], Georgia State, Apr 09, 2016

Runs scored: 4, Fort Wayne, Mar 03, 2017

Walks: 3, at Oral Roberts, Mar 05, 2016

Hit by pitch: 1, 12 times

Struck out: 3, at Oral Roberts, Feb 17, 2017; South Alabama, Mar 12, 2016

Sac flies: 1, 5 times

Sac bunts: 2 [t-3rd], Georgia State, Apr 08, 2016

At bats: 6, at ULM, May 14, 2016

Stolen bases: 2, Stephen F. Austin, Apr 11, 2017

Caught stealing: 1 [t-5th], 4 times

Field chances: 10, Stephen F. Austin, Apr 11, 2017; vs Georgia Southern, May 25, 2016

Putouts: 4, 5 times

Assists: 7, vs Central Arkansas, May 17, 2016

Boggess, Jacob

Year	avg	gp-gs	ab	r	h	2b	3b	hr	rbi	tb	slg%	bb	hbp	so	gdp	ob%	sf	sh	sb-att	po	a	e	fld%
2016	0.00	0-1	4	0	0	0/0	0	5.1	6	6	0	9	6	1	0	0	34	.250	0	0	0	1	0
TOTAL	0.00	0-1	4	0	0	0/0	0	5.1	6	6	0	9	6	1	0	0	34	.250	0	0	0	1	0

SINGLE-GAME HIGHS [all-time ranking]:

Innings pitched: 2.0, Miss. Valley State, Mar 02, 2016; South Alabama, Mar 12, 2016

Walks allowed: 4, South Alabama, Mar 12, 2016

Strikeouts: 3, IPFW, Feb 28, 2016

Batters faced: 14, South Alabama, Mar 12, 2016

CAREER SUMMARIES

Brown,Carter

Year	avg	gp-gs	ab	r	h	2b	3b	hr	rbi	tb	slg%	bb	hbp	so	gdp	ob%	sf	sh	sb-att	po	a	e	fld%
2017	.000	0-0	0	0	0	0	0	0	0	0	.000	0	0	0	0	.000	0	0	0-0	3	7	1	.909
TOTAL	.000	0-0	0	0	0	0	0	0	0	0	.000	0	0	0	0	.000	0	0	0-0	3	7	1	.909

Year	era	w-l	app	gs	cq	sho	sv	ip	h	r	er	bb	so	2b	3b	hr	bf	bavg	wp	hbp	bk	sfa	sha
2017	5.67	3-2	13	8	0	0/0	0	33.1	28	26	21	23	24	6	2	1	149	.231	1	3	1	1	1
TOTAL	5.67	3-2	13	8	0	0/0	0	33.1	28	26	21	23	24	6	2	1	149	.231	1	3	1	1	1

SINGLE-GAME HIGHS [all-time ranking]:
Innings pitched: 6.0, Fort Wayne, Mar 03, 2017
Walks allowed: 4, Central Arkansas, May 16, 2017
Strikeouts: 7, Fort Wayne, Mar 03, 2017
Batters faced: 23, Fort Wayne, Mar 03, 2017
Field chances: 3, Louisiana Tech, Apr 19, 2017
Putouts: 1, Louisiana Tech, Apr 19, 2017; Fort Wayne, Mar 03, 2017
Assists: 2, Stephen F. Austin, Apr 11, 2017; Louisiana Tech, Apr 19, 2017
Runners CS: 1, Stephen F. Austin, Apr 11, 2017; Louisiana Tech, Apr 19, 2017

Cooper,Justin

Year	avg	gp-gs	ab	r	h	2b	3b	hr	rbi	tb	slg%	bb	hbp	so	gdp	ob%	sf	sh	sb-att	po	a	e	fld%
------	-----	-------	----	---	---	----	----	----	-----	----	------	----	-----	----	-----	-----	----	----	--------	----	---	---	------

SINGLE-GAME HIGHS [all-time ranking]:

CAREER SUMMARIES

Davis, Jonathan

Year	avg	gp-gs	ab	r	h	2b	3b	hr	rbi	tb	slg%	bb	hbp	so	gdp	ob%	sf	sh	sb-att	po	a	e	fld%
2016	.344	23-6	32	7	11	2	0	0	6	13	.406	7	0	4	1	.462	0	1	0-0	59	9	1	.986
2017	.250	26-13	52	8	13	1	0	2	9	20	.385	9	2	17	1	.381	0	1	0-0	105	13	2	.983
TOTAL	.286	49-19	84	15	24	3	0	2	15	33	.393	16	2	21	2	.412	0	2	0-0	164	22	3	.984

SINGLE-GAME HIGHS [all-time ranking]:

Hits: 2, 6 times

Doubles: 1, at Appalachian State, Apr 02, 2016; Miss. Valley State, Mar 02, 2016; Fort Wayne, Mar 04, 2017

Home runs: 1, Fort Wayne, Mar 04, 2017; Appalachian State, Mar 31, 2017

Total bases: 6, Fort Wayne, Mar 04, 2017

RBI: 4, Appalachian State, Mar 31, 2017

Runs scored: 2, at Georgia Southern, Apr 28, 2017; Miss. Valley State, Mar 02, 2016

Walks: 2, Louisiana, Apr 22, 2017

Hit by pitch: 1, at Georgia Southern, Apr 28, 2017; Fort Wayne, Mar 04, 2017

Struck out: 2, at UT Arlington, Apr 13, 2017; at Georgia Southern, Apr 28, 2017; at ULM, Mar 24, 2017

Sac bunts: 1, Appalachian State, Apr 01, 2017; at Stephen F. Austin, May 03, 2016

At bats: 5, Troy, Mar 19, 2017; at ULM, May 14, 2016

Field chances: 16, Appalachian State, Apr 01, 2017

Putouts: 13, Louisiana, Apr 22, 2017

Assists: 4, Appalachian State, Apr 01, 2017

Runners CS: 2, Appalachian State, Apr 01, 2017

Daylor, Cody

Year	avg	gp-gs	ab	r	h	2b	3b	hr	rbi	tb	slg%	bb	hbp	so	gdp	ob%	sf	sh	sb-att	po	a	e	fld%
2016	.000	0-0	0	0	0	0	0	0	0	0	.000	0	0	0	0	.000	0	0	0-0	1	8	1	.900
TOTAL	.000	0-0	0	0	0	0	0	0	0	0	.000	0	0	0	0	.000	0	0	0-0	1	8	1	.900

Year	era	w-l	app	gs	cq	sho	sv	ip	h	r	er	bb	so	2b	3b	hr	bf	bavg	wp	hbp	bk	sfa	sha
2016	6.51	3-2	25	1	0	0/0	6	37.1	37	30	27	28	39	6	1	2	185	.255	5	5	0	2	5
2017	0.00	0-0	1	0	0	0/0	0	0.0	1	0	0	0	0	0	0	0	1	1.000	0	0	0	0	0
TOTAL	6.51	3-2	26	1	0	0/0	6	37.1	38	30	27	28	39	6	1	2	186	.260	5	5	0	2	5

SINGLE-GAME HIGHS [all-time ranking]:

Innings pitched: 3.2, Georgia State, Apr 10, 2016

Walks allowed: 5, IPFW, Feb 27, 2016

Strikeouts: 4, IPFW, Feb 27, 2016; at Oral Roberts, Mar 05, 2016; vs South Alabama, May 26, 2016

Batters faced: 18, IPFW, Feb 27, 2016

Field chances: 2, Tennessee Tech, Apr 30, 2016

Putouts: 1, at Louisiana, Mar 19, 2016

Assists: 2, Tennessee Tech, Apr 30, 2016

CAREER SUMMARIES

Emshoff,Kale

Year	avg	gp-gs	ab	r	h	2b	3b	hr	rbi	tb	slg%	bb	hbp	so	gdp	ob%	sf	sh	sb-att	po	a	e	fld%
2017	.194	37-28	93	8	18	3	0	0	9	21	.226	11	1	27	0	.286	0	1	0-0	215	23	2	.992
TOTAL	.194	37-28	93	8	18	3	0	0	9	21	.226	11	1	27	0	.286	0	1	0-0	215	23	2	.992

SINGLE-GAME HIGHS [all-time ranking]:

Hits: 2, at UT Arlington, Apr 15, 2017; at ULM, Mar 25, 2017; at South Alabama, May 06, 2017

Doubles: 1, at Oral Roberts, Feb 18, 2017; Fort Wayne, Mar 03, 2017

Total bases: 2, 5 times

RBI: 2, Fort Wayne, Mar 03, 2017

Runs scored: 2, Georgia State, May 14, 2017

Walks: 2, Georgia State, May 14, 2017

Hit by pitch: 1, at Georgia Southern, Apr 29, 2017

Struck out: 2, 5 times

Sac bunts: 1, Purdue, Feb 25, 2017

At bats: 5, 4 times

Field chances: 18, at Oral Roberts, Feb 18, 2017

Putouts: 17, at Oral Roberts, Feb 18, 2017

Assists: 3, at South Alabama, May 06, 2017

Runners CS: 1, 4 times

Fidel,Chandler

Year	avg	gp-gs	ab	r	h	2b	3b	hr	rbi	tb	slg%	bb	hbp	so	gdp	ob%	sf	sh	sb-att	po	a	e	fld%
2017	.000	0-0	0	0	0	0	0	0	0	0	.000	0	0	0	0	.000	0	0	0-0	3	6	1	.900
TOTAL	.000	0-0	0	0	0	0	0	0	0	0	.000	0	0	0	0	.000	0	0	0-0	3	6	1	.900

Year	era	w-l	app	qs	cq	sho	sv	ip	h	r	er	bb	so	2b	3b	hr	bf	bavg	wp	hbp	bk	sfa	sha
2017	4.83	3-7	16	13	0	0/1	0	63.1	65	41	34	32	60	9	1	3	298	.260	3	11	2	1	4
TOTAL	4.83	3-7	16	13	0	0/1	0	63.1	65	41	34	32	60	9	1	3	298	.260	3	11	2	1	4

SINGLE-GAME HIGHS [all-time ranking]:

Innings pitched: 6.2, Louisiana, Apr 23, 2017

Walks allowed: 5, at South Alabama, May 07, 2017

Strikeouts: 9, Louisiana, Apr 23, 2017

Batters faced: 29, Louisiana, Apr 23, 2017; Fort Wayne, Mar 04, 2017

Field chances: 3, at Stephen F. Austin, Mar 12, 2017

Putouts: 1, Louisiana, Apr 23, 2017; Purdue, Feb 26, 2017; at Stephen F. Austin, Mar 12, 2017

Assists: 2, at Stephen F. Austin, Mar 12, 2017; at ULM, Mar 26, 2017

Runners CS: 1, Appalachian State, Apr 01, 2017

Garcia,Justin

Year	avg	gp-gs	ab	r	h	2b	3b	hr	rbi	tb	slg%	bb	hbp	so	gdp	ob%	sf	sh	sb-att	po	a	e	fld%
2015*	.000	6-4	0	0	0	0	0	0	0	0	.000	0	0	0	0	.000	0	0	0-0	1	4	0	1.000
2017	.000	0-0	0	0	0	0	0	0	0	0	.000	0	0	0	0	.000	0	0	0-0	3	6	1	.900
TOTAL	.000	0-0	0	0	0	0	0	0	0	0	.000	0	0	0	0	.000	0	0	0-0	3	6	1	.900
All*	.000	6-4	0	0	0	0	0	0	0	0	.000	0	0	0	0	.000	0	0	0-0	4	10	1	.933

Year	era	w-l	app	qs	cq	sho	sv	ip	h	r	er	bb	so	2b	3b	hr	bf	bavg	wp	hbp	bk	sfa	sha
2015*	6.62	2-1	10	7	0	0/0	0	34.0	35	27	25	25	27	12	0	4	161	.276	4	3	0	2	4
2017	2.63	2-0	31	0	0	0/1	2	41.0	21	12	12	22	56	4	1	1	164	.153	1	1	2	2	2
TOTAL	2.63	2-0	31	0	0	0/1	2	41.0	21	12	12	22	56	4	1	1	164	.153	1	1	2	2	2
All*	4.44	4-1	41	7	0	0/1	2	75.0	56	39	37	47	83	16	1	5	325	.212	5	4	2	4	6

* Statistics from prior team/school

SINGLE-GAME HIGHS [all-time ranking]:

Innings pitched: 3.2, Texas State, Apr 08, 2017

Walks allowed: 3, at Ole Miss, Mar 28, 2017; at South Alabama, May 05, 2017

Strikeouts: 5, Georgia State, May 13, 2017

Batters faced: 13, at Georgia Southern, Apr 30, 2017

Field chances: 2, vs Central Arkansas, Apr 25, 2017

Putouts: 1, vs Central Arkansas, Apr 25, 2017; at Georgia Southern, Apr 30, 2017; at Stephen F. Austin, Mar 11, 2017

Assists: 1, 6 times

Runners CS: 1, 4 times

CAREER SUMMARIES

Gifford, Nik

Year	avg	gp-gs	ab	r	h	2b	3b	hr	rbi	tb	slg%	bb	hbp	so	gdp	ob%	sf	sh	sb-att	po	a	e	fld%
2016	.295	54-54	220	39	65	15	0	7	40	101	.459	27	0	67	4	.367	4	0	7-9	479	24	5	.990
2017	.271	49-47	166	34	45	7	1	7	26	75	.452	25	4	54	2	.378	1	2	2-2	381	31	8	.981
TOTAL	.285	103-101	386	73	110	22	1	14	66	176	.456	52	4	121	6	.371	5	2	9-11	860	55	13	.986

SINGLE-GAME HIGHS [all-time ranking]:

Hits: 4, at Georgia Southern, Apr 24, 2016; Arkansas State, May 21, 2016

Doubles: 2, Troy, Mar 24, 2016

Triples: 1 [t-4th], Fort Wayne, Mar 04, 2017

Home runs: 1, 13 times

Total bases: 7, at Appalachian State, Apr 02, 2016; at Georgia Southern, Apr 24, 2016

RBI: 4, Texas State, Apr 08, 2017; at Georgia Southern, Apr 24, 2016

Runs scored: 3, Miss. Valley State, Mar 02, 2016; Georgia State, May 14, 2017

Walks: 3, Stephen F. Austin, Apr 11, 2017

Hit by pitch: 1, 4 times

Struck out: 4 [t-4th], Central Arkansas, Mar 16, 2016

Sac flies: 1, 5 times

Sac bunts: 1, Louisiana, Apr 23, 2017; Fort Wayne, Mar 05, 2017

At bats: 6, Arkansas State, May 21, 2016

Stolen bases: 2, South Alabama, Mar 13, 2016

Caught stealing: 1 [t-5th], at Georgia Southern, Apr 23, 2016; South Alabama, Mar 13, 2016

Field chances: 15, Purdue, Feb 24, 2017; at Stephen F. Austin, May 03, 2016

Putouts: 14, Purdue, Feb 24, 2017; Troy, Mar 19, 2017; vs Central Arkansas, May 17, 2016

Assists: 3, Arkansas State, May 19, 2016

Gunter, Ty

Year	avg	gp-gs	ab	r	h	2b	3b	hr	rbi	tb	slg%	bb	hbp	so	gdp	ob%	sf	sh	sb-att	po	a	e	fld%
2016	.302	45-30	129	27	39	7	0	3	29	55	.426	17	0	24	8	.376	3	1	2-2	44	31	5	.938
2017	.243	45-36	140	15	34	8	1	0	17	44	.314	9	4	22	3	.303	2	3	0-1	24	59	5	.943
TOTAL	.271	90-66	269	42	73	15	1	3	46	99	.368	26	4	46	11	.339	5	4	2-3	68	90	10	.940

SINGLE-GAME HIGHS [all-time ranking]:

Hits: 3, 7 times

Doubles: 1, 14 times

Triples: 1 [t-4th], Purdue, Feb 26, 2017

Home runs: 1, Arkansas State, May 19, 2016; Arkansas State, May 20, 2016; Arkansas State, May 21, 2016

Total bases: 7, Arkansas State, May 19, 2016

RBI: 4, Arkansas State, May 20, 2016

Runs scored: 4, at Georgia Southern, Apr 24, 2016

Walks: 2, at Georgia Southern, Apr 24, 2016; at Oral Roberts, Feb 19, 2017; at ULM, May 14, 2016

Hit by pitch: 1, 4 times

Struck out: 2, 6 times

Sac flies: 1, 5 times

Sac bunts: 1, Louisiana, Apr 22, 2017; Central Arkansas, May 16, 2017; Arkansas State, May 21, 2016

At bats: 5, 9 times

Stolen bases: 1, Georgia State, Apr 10, 2016; at Georgia Southern, Apr 24, 2016

Caught stealing: 1 [t-5th], at Oral Roberts, Feb 19, 2017

Field chances: 8, at Georgia Southern, Apr 24, 2016; UAPB, Mar 22, 2016

Putouts: 8, at Georgia Southern, Apr 24, 2016

Assists: 7, UAPB, Mar 22, 2016

CAREER SUMMARIES

Knight,Cameron

Year	avg	gp-gs	ab	r	h	2b	3b	hr	rbi	tb	slg%	bb	hbp	so	gdp	ob%	sf	sh	sb-att	po	a	e	fld%
2016	.313	47-45	160	19	50	10	0	2	28	66	.413	17	5	30	3	.391	2	6	1-1	276	34	3	.990
2017	.302	48-42	162	27	49	11	2	2	20	70	.432	21	2	31	6	.385	2	2	0-2	104	16	0	1.000
TOTAL	.307	95-87	322	46	99	21	2	4	48	136	.422	38	7	61	9	.388	4	8	1-3	380	50	3	.993

SINGLE-GAME HIGHS [all-time ranking]:
Hits: 4, at Texas State, Apr 15, 2016; Fort Wayne, Mar 03, 2017
Doubles: 2, vs Central Arkansas, Apr 25, 2017
Triples: 1 [t-4th], Texas State, Apr 08, 2017; at Georgia Southern, Apr 28, 2017
Home runs: 1, 4 times
Total bases: 5, Fort Wayne, Mar 05, 2017
RBI: 3, Tennessee Tech, Apr 30, 2016; Fort Wayne, Mar 05, 2017; Troy, Mar 24, 2016
Runs scored: 2, 5 times
Walks: 3, Georgia State, May 14, 2017
Hit by pitch: 1, 7 times
Struck out: 3, Georgia State, Apr 10, 2016; at Texas State, Apr 16, 2016; at Stephen F. Austin, Mar 12, 2017
Sac flies: 1, 4 times
Sac bunts: 1, 8 times
At bats: 5, 9 times
Stolen bases: 1, Georgia State, Apr 09, 2016
Caught stealing: 1 [t-5th], at Oral Roberts, Feb 17, 2017; Fort Wayne, Mar 04, 2017
Field chances: 13, IPFW, Feb 26, 2016; IPFW, Feb 28, 2016; vs South Alabama, May 26, 2016
Putouts: 13, IPFW, Feb 26, 2016; vs South Alabama, May 26, 2016
Assists: 3, 5 times
Runners CS: 2, 4 times

LeMoine,Ryan

Year	avg	gp-gs	ab	r	h	2b	3b	hr	rbi	tb	slg%	bb	hbp	so	gdp	ob%	sf	sh	sb-att	po	a	e	fld%
2017	.000	0-0	0	0	0	0	0	0	0	0	.000	0	0	0	0	.000	0	0	0-0	6	6	2	.857
TOTAL	.000	0-0	0	0	0	0	0	0	0	0	.000	0	0	0	0	.000	0	0	0-0	6	6	2	.857

Year	era	w-l	app	gs	cq	sho	sv	ip	h	r	er	bb	so	2b	3b	hr	bf	bavg	wp	hbp	bk	sfa	sha
2017	6.96	2-5	24	8	0	0/1	0	53.0	71	47	41	18	46	8	1	9	254	.317	6	9	0	1	2
TOTAL	6.96	2-5	24	8	0	0/1	0	53.0	71	47	41	18	46	8	1	9	254	.317	6	9	0	1	2

SINGLE-GAME HIGHS [all-time ranking]:
Innings pitched: 8.2, at Georgia Southern, Apr 28, 2017
Walks allowed: 3, Georgia State, May 13, 2017
Strikeouts: 9, at Georgia Southern, Apr 28, 2017
Batters faced: 36, at Georgia Southern, Apr 28, 2017
Field chances: 3, Texas State, Apr 08, 2017
Putouts: 2, at Georgia Southern, Apr 28, 2017
Assists: 1, 6 times
Runners CS: 1, at South Alabama, May 05, 2017

CAREER SUMMARIES

Malcom, Cory

Year	avg	gp-gs	ab	r	h	2b	3b	hr	rbi	tb	slg%	bb	hbp	so	gdp	ob%	sf	sh	sb-att	po	a	e	fld%
2014	.000	0-0	0	0	0	0	0	0	0	0	.000	0	0	0	0	.000	0	0	0-0	1	3	1	.800
2015	.000	0-0	0	0	0	0	0	0	0	0	.000	0	0	0	0	.000	0	0	0-0	9	10	1	.950
2016	.000	0-0	0	0	0	0	0	0	0	0	.000	0	0	0	0	.000	0	0	0-0	5	10	2	.882
2017	.000	0-0	0	0	0	0	0	0	0	0	.000	0	0	0	0	.000	0	0	0-0	3	12	1	.938
TOTAL	.000	0-0	0	0	0	0	0	0	0	0	.000	0	0	0	0	.000	0	0	0-0	18	35	5	.914

Year	era	w-l	app	gs	cq	sho	sv	ip	h	r	er	bb	so	2b	3b	hr	bf	bavg	wp	hbp	bk	sfa	sha
2014	4.93	1-1	16	3	0	0/1	1	34.2	38	21	19	13	32	12	1	1	154	.281	1	4	0	1	1
2015	3.61	5-4	15	13	0	0/1	1	84.2	78	41	34	23	62	9	3	4	360	.239	4	8	1	1	1
2016	5.43	5-4	14	14	1	1/0	0	71.1	80	46	43	29	70	13	0	3	322	.290	5	7	0	3	7
2017	3.50	4-5	14	13	1	0/1	0	87.1	82	42	34	19	100	18	1	6	363	.242	9	1	0	1	3
TOTAL	4.21	15-14	59	43	2	1/3	2	278.0	278	150	130	84	264	52	5	14	1199	.258	19	20	1	6	12

SINGLE-GAME HIGHS [all-time ranking]:

Innings pitched: 9.0 [t-2nd], at ULM, Mar 24, 2017; at ULM, May 14, 2016

Walks allowed: 6, Texas State, Apr 07, 2017

Strikeouts: 13 [t-3rd], Louisiana, Apr 22, 2017

Batters faced: 35, at ULM, Mar 24, 2017

Field chances: 4, at Georgia Southern, Apr 29, 2017; at South Alabama, Mar 06, 2015; vs South Alabama, May 26, 2016

Putouts: 2, 5 times

Assists: 3, Appalachian State, Mar 28, 2015; Georgia State, May 13, 2017

Runners CS: 2, at Indiana State, Apr 26, 2015; vs Iowa, Feb 20, 2015

McDowell, Matt

Year	avg	gp-gs	ab	r	h	2b	3b	hr	rbi	tb	slg%	bb	hbp	so	gdp	ob%	sf	sh	sb-att	po	a	e	fld%
2016	.280	16-12	50	6	14	4	0	0	9	18	.360	4	0	14	0	.321	2	1	1-2	6	27	2	.943
2017	.000	0-0	0	0	0	0	0	0	0	0	.000	0	0	0	0	.000	0	0	0-0	3	9	1	.923
TOTAL	.280	16-12	50	6	14	4	0	0	9	18	.360	4	0	14	0	.321	2	1	1-2	9	36	3	.938

Year	era	w-l	app	gs	cq	sho	sv	ip	h	r	er	bb	so	2b	3b	hr	bf	bavg	wp	hbp	bk	sfa	sha
2016	4.74	4-3	17	12	0	0/0	0	74.0	81	47	39	22	34	15	3	1	327	.287	5	11	0	4	7
2017	5.79	0-5	21	4	0	0/0	0	32.2	31	22	21	12	18	6	1	0	143	.270	1	6	1	1	9
TOTAL	5.06	4-8	38	16	0	0/0	0	106.2	112	69	60	34	52	21	4	1	470	.282	6	17	1	5	16

SINGLE-GAME HIGHS [all-time ranking]:

Hits: 4, Miss. Valley State, Mar 02, 2016

Doubles: 1, 4 times

Total bases: 5, Miss. Valley State, Mar 02, 2016

RBI: 2, Indiana State, Feb 21, 2016; Miss. Valley State, Mar 02, 2016

Runs scored: 1, 5 times

Walks: 1, Kansas, Feb 20, 2016; IPFW, Feb 27, 2016; at Oral Roberts, Mar 05, 2016

Struck out: 2, 5 times

Sac flies: 1, Georgia State, Apr 10, 2016; Miss. Valley State, Mar 02, 2016

Sac bunts: 1, at Oral Roberts, Mar 05, 2016

At bats: 5, Miss. Valley State, Mar 02, 2016

Stolen bases: 1, IPFW, Feb 27, 2016

Caught stealing: 1 [t-5th], Indiana State, Feb 19, 2016

Innings pitched: 7.1, at Appalachian State, Apr 01, 2016

Walks allowed: 4, Tennessee Tech, Apr 30, 2016

Strikeouts: 4, 6 times

Batters faced: 32, at Appalachian State, Apr 01, 2016

Field chances: 4, at Georgia Southern, Apr 22, 2016; at ULM, May 13, 2016; Arkansas State, May 19, 2016

Putouts: 2, at Georgia Southern, Apr 22, 2016; Arkansas State, May 19, 2016

Assists: 4, at ULM, May 13, 2016

Runners CS: 1, 4 times

CAREER SUMMARIES

McGill,Cody

Year	avg	gp-gs	ab	r	h	2b	3b	hr	rbi	tb	slg%	bb	hbp	so	gdp	ob%	sf	sh	sb-att	po	a	e	fld%
2016	.000	0-0	0	0	0	0	0	0	0	0	.000	0	0	0	0	.000	0	0	0-0	1	1	1	.667
2017	.000	0-0	0	0	0	0	0	0	0	0	.000	0	0	0	0	.000	0	0	0-0	0	0	1	.000
TOTAL	.000	0-0	0	0	0	0	0	0	0	0	.000	0	0	0	0	.000	0	0	0-0	1	1	2	.500

Year	era	w-l	app	qs	cq	sho	sv	ip	h	r	er	bb	so	2b	3b	hr	bf	bavq	wp	hbp	bk	sfa	sha
2016	6.59	1-3	17	0	0	0/0	4	13.2	16	12	10	17	15	4	0	2	79	.296	4	4	0	1	3
2017	10.12	0-0	6	0	0	0/0	0	2.2	3	3	3	4	4	0	0	0	17	.300	0	1	0	0	2
TOTAL	7.16	1-3	23	0	0	0/0	4	16.1	19	15	13	21	19	4	0	2	96	.297	4	5	0	1	5

SINGLE-GAME HIGHS [all-time ranking]:

Innings pitched: 1.1, Tennessee Tech, Apr 30, 2016

Walks allowed: 2, 5 times

Strikeouts: 3, UAPB, Mar 22, 2016

Batters faced: 9, Tennessee Tech, Apr 30, 2016

Field chances: 1, 4 times

Putouts: 1, South Alabama, Mar 13, 2016

Assists: 1, Central Arkansas, Mar 16, 2016

Runners CS: 1, Oklahoma, Mar 29, 2016

Mitchell Jr.,Danny

Year	avg	gp-gs	ab	r	h	2b	3b	hr	rbi	tb	slg%	bb	hbp	so	gdp	ob%	sf	sh	sb-att	po	a	e	fld%
2017	.278	32-21	79	15	22	5	1	0	8	29	.367	6	0	15	1	.329	0	2	3-4	23	2	1	.962
TOTAL	.278	32-21	79	15	22	5	1	0	8	29	.367	6	0	15	1	.329	0	2	3-4	23	2	1	.962

SINGLE-GAME HIGHS [all-time ranking]:

Hits: 3, Troy, Mar 19, 2017

Doubles: 1, 5 times

Triples: 1 [t-4th], at Missouri, Mar 21, 2017

Total bases: 3, 5 times

RBI: 2, Stephen F. Austin, Apr 11, 2017

Runs scored: 2, Fort Wayne, Mar 03, 2017; at Missouri, Mar 21, 2017

Walks: 1, 6 times

Struck out: 2, Texas State, Apr 08, 2017; at Stephen F. Austin, Mar 10, 2017

Sac bunts: 1, at Oral Roberts, Feb 18, 2017; Purdue, Feb 24, 2017

At bats: 5, at Oklahoma, Feb 28, 2017; Fort Wayne, Mar 03, 2017; Fort Wayne, Mar 04, 2017

Stolen bases: 1, Stephen F. Austin, Apr 11, 2017; at Oral Roberts, Feb 18, 2017; at Stephen F. Austin, Mar 10, 2017

Caught stealing: 1 [t-5th], Texas State, Apr 07, 2017

Field chances: 5, Oral Roberts, Mar 08, 2017

Putouts: 4, Oral Roberts, Mar 08, 2017

Assists: 1, Oral Roberts, Mar 08, 2017; at Stephen F. Austin, Mar 12, 2017

CAREER SUMMARIES

Moore, McKinley

Year	avg	gp-gs	ab	r	h	2b	3b	hr	rbi	tb	slg%	bb	hbp	so	gdp	ob%	sf	sh	sb-att	po	a	e	fld%
2017	.000	0-0	0	0	0	0	0	0	0	0	.000	0	0	0	0	.000	0	0	0-0	1	0	0	1.000
TOTAL	.000	0-0	0	0	0	0	0	0	0	0	.000	0	0	0	0	.000	0	0	0-0	1	0	0	1.000

Year	era	w-l	app	gs	cq	sho	sv	ip	h	r	er	bb	so	2b	3b	hr	bf	bavq	wp	hbp	bk	sfa	sha
2017	6.00	0-1	14	0	0	0/1	0	9.0	5	6	6	9	10	0	0	2	41	.161	5	0	0	1	0
TOTAL	6.00	0-1	14	0	0	0/1	0	9.0	5	6	6	9	10	0	0	2	41	.161	5	0	0	1	0

SINGLE-GAME HIGHS [all-time ranking]:

Innings pitched: 1.1, at Ole Miss, Mar 28, 2017

Walks allowed: 2, at Ole Miss, Mar 28, 2017

Strikeouts: 2, Stephen F. Austin, Apr 11, 2017; Fort Wayne, Mar 03, 2017; Troy, Mar 17, 2017

Batters faced: 7, at Ole Miss, Mar 28, 2017

Field chances: 1, at Ole Miss, Mar 28, 2017

Putouts: 1, at Ole Miss, Mar 28, 2017

Oberling, Preston

Year	avg	gp-gs	ab	r	h	2b	3b	hr	rbi	tb	slg%	bb	hbp	so	gdp	ob%	sf	sh	sb-att	po	a	e	fld%
2016	.000	0-0	0	0	0	0	0	0	0	0	.000	0	0	0	0	.000	0	0	0-0	2	1	0	1.000
2017	.000	0-0	0	0	0	0	0	0	0	0	.000	0	0	0	0	.000	0	0	0-0	1	1	0	1.000
TOTAL	.000	0-0	0	0	0	0	0	0	0	0	.000	0	0	0	0	.000	0	0	0-0	3	2	0	1.000

Year	era	w-l	app	gs	cq	sho	sv	ip	h	r	er	bb	so	2b	3b	hr	bf	bavq	wp	hbp	bk	sfa	sha
2015	21.00	0-1	8	1	0	0/0	0	12.0	13	28	28	27	10	0	1	1	80	.265	1	4	1	0	0
2016	2.73	1-0	18	0	0	0/0	1	29.2	16	9	9	24	27	0	0	2	134	.163	6	8	0	1	3
2017	3.45	0-0	20	0	0	0/1	0	15.2	16	6	6	13	13	2	0	0	74	.267	4	0	0	1	0
TOTAL	6.75	1-1	46	1	0	0/1	1	57.1	45	43	43	64	50	2	1	3	288	.217	11	12	1	2	3

SINGLE-GAME HIGHS [all-time ranking]:

Innings pitched: 3.2, at Texas State, Apr 15, 2016; at Georgia Southern, Apr 24, 2016; Central Arkansas, May 16, 2017

Walks allowed: 8 [t-5th], Oral Roberts, Mar 24, 2015

Strikeouts: 4, at Texas State, Apr 15, 2016; Oral Roberts, Mar 24, 2015

Batters faced: 16, Oral Roberts, Mar 24, 2015; Central Arkansas, May 16, 2017

Field chances: 1, 6 times

Putouts: 1, 4 times

Assists: 1, Georgia State, Apr 08, 2016; Central Arkansas, May 16, 2017

Runners CS: 1, at Central Arkansas, Mar 14, 2017

Osburn, Corbin

Year	avg	gp-gs	ab	r	h	2b	3b	hr	rbi	tb	slg%	bb	hbp	so	gdp	ob%	sf	sh	sb-att	po	a	e	fld%
2017	.000	1-0	0	0	0	0	0	0	0	0	.000	0	0	0	0	.000	0	0	0-0	2	7	0	1.000
TOTAL	.000	1-0	0	0	0	0	0	0	0	0	.000	0	0	0	0	.000	0	0	0-0	2	7	0	1.000

Year	era	w-l	app	gs	cq	sho	sv	ip	h	r	er	bb	so	2b	3b	hr	bf	bavq	wp	hbp	bk	sfa	sha
2017	3.95	1-0	16	0	0	0/0	0	13.2	10	6	6	10	8	4	0	1	61	.217	4	2	0	0	3
TOTAL	3.95	1-0	16	0	0	0/0	0	13.2	10	6	6	10	8	4	0	1	61	.217	4	2	0	0	3

SINGLE-GAME HIGHS [all-time ranking]:

Innings pitched: 3.1, UAPB, Apr 04, 2017

Walks allowed: 3, vs Central Arkansas, Apr 25, 2017

Strikeouts: 2, UAPB, Apr 04, 2017; at Oral Roberts, Feb 17, 2017

Batters faced: 12, UAPB, Apr 04, 2017

Field chances: 4, UAPB, Apr 04, 2017

Putouts: 1, UAPB, Apr 04, 2017; at Oklahoma, Feb 28, 2017

Assists: 3, UAPB, Apr 04, 2017

Runners CS: 1, UAPB, Apr 04, 2017; Oral Roberts, Mar 08, 2017

CAREER SUMMARIES

Ours,Zach

Year	avg	gp-gs	ab	r	h	2b	3b	hr	rbi	tb	slg%	bb	hbp	so	gdp	ob%	sf	sh	sb-att	po	a	e	fld%
2016	.000	0-0	0	0	0	0	0	0	0	0	.000	0	0	0	0	.000	0	0	0-0	1	0	1	.500
2017	.000	0-0	0	0	0	0	0	0	0	0	.000	0	0	0	0	.000	0	0	0-0	0	1	0	1.000
TOTAL	.000	0-0	0	0	0	0	0	0	0	0	.000	0	0	0	0	.000	0	0	0-0	1	1	1	.667

Year	era	w-l	app	qs	cq	sho	sv	ip	h	r	er	bb	so	2b	3b	hr	bf	bavq	wp	hbp	bk	sfa	sha
2016	6.35	1-0	11	0	0	0/0	0	11.1	12	9	8	13	9	6	0	0	58	.279	1	0	0	1	1
2017	4.76	0-1	6	0	0	0/0	0	5.2	5	3	3	2	5	1	0	1	24	.238	0	0	0	1	0
TOTAL	5.82	1-1	17	0	0	0/0	0	17.0	17	12	11	15	14	7	0	1	82	.266	1	0	0	2	1

SINGLE-GAME HIGHS [all-time ranking]:

Innings pitched: 2.0, Miss. Valley State, Mar 02, 2016; at Louisiana, Mar 19, 2016

Walks allowed: 3, at Central Arkansas, Apr 13, 2016

Strikeouts: 2, Miss. Valley State, Mar 02, 2016

Batters faced: 11, at Louisiana, Mar 19, 2016

Field chances: 1, at Oral Roberts, Feb 19, 2017; at Louisiana, Mar 19, 2016; vs Georgia Southern, May 25, 2016

Putouts: 1, vs Georgia Southern, May 25, 2016

Assists: 1, at Oral Roberts, Feb 19, 2017

Runners CS: 1, at Louisiana, Mar 19, 2016

Owens,Hunter

Year	avg	gp-gs	ab	r	h	2b	3b	hr	rbi	tb	slg%	bb	hbp	so	gdp	ob%	sf	sh	sb-att	po	a	e	fld%
2016	.251	53-53	203	50	51	8	2	1	20	66	.325	30	5	58	2	.360	1	5	5-6	130	2	4	.971
2017	.333	52-51	207	44	69	17	3	6	40	110	.531	23	3	53	3	.408	0	0	6-7	127	3	0	1.000
TOTAL	.293	105-104	410	94	120	25	5	7	60	176	.429	53	8	111	5	.383	1	5	11-13	257	5	4	.985

SINGLE-GAME HIGHS [all-time ranking]:

Hits: 5 [t-1st], Indiana State, Feb 21, 2016

Doubles: 2, 4 times

Triples: 1 [t-4th], 4 times

Home runs: 1, 7 times

Total bases: 8, at UT Arlington, Apr 14, 2017; at Oklahoma, Feb 28, 2017

RBI: 5, Purdue, Feb 26, 2017; Fort Wayne, Mar 03, 2017

Runs scored: 3, 7 times

Walks: 2, 10 times

Hit by pitch: 1, 7 times

Struck out: 3, 6 times

Sac flies: 1, vs Georgia Southern, May 25, 2016

Sac bunts: 1, 5 times

At bats: 7 [t-1st], Miss. Valley State, Mar 02, 2016

Stolen bases: 2, Arkansas State, May 21, 2016

Caught stealing: 1 [t-5th], Georgia State, Apr 10, 2016; Purdue, Feb 24, 2017

Field chances: 6, at South Alabama, May 06, 2017; UT Arlington, May 08, 2016

Putouts: 6, at South Alabama, May 06, 2017

Assists: 1, 5 times

CAREER SUMMARIES

Pittman,Riley

Year	avg	gp-gs	ab	r	h	2b	3b	hr	rbi	tb	slg%	bb	hbp	so	gdp	ob%	sf	sh	sb-att	po	a	e	fld%
2016	.209	17-9	43	3	9	1	0	0	3	10	.233	2	0	6	0	.244	0	0	0-1	23	0	1	.958
2017	.316	46-38	158	26	50	7	1	8	33	83	.525	8	2	31	4	.355	1	3	0-2	87	7	4	.959
TOTAL	.294	63-47	201	29	59	8	1	8	36	93	.463	10	2	37	4	.332	1	3	0-3	110	7	5	.959

SINGLE-GAME HIGHS [all-time ranking]:
Hits: 3, 5 times
Doubles: 2, Troy, Mar 18, 2017
Triples: 1 [t-4th], at South Alabama, May 05, 2017
Home runs: 1, 6 times
Total bases: 5, at Georgia Southern, Apr 28, 2017; at South Alabama, May 06, 2017; Georgia State, May 13, 2017
RBI: 3, at UT Arlington, Apr 15, 2017; Georgia State, May 13, 2017
Runs scored: 2, 9 times
Walks: 1, 9 times
Hit by pitch: 1, at Georgia Southern, Apr 30, 2017; Georgia State, May 13, 2017
Struck out: 3, at Louisiana Tech, Feb 22, 2017; at Ole Miss, Mar 28, 2017; Appalachian State, Mar 31, 2017
Sac flies: 1, Fort Wayne, Mar 03, 2017
Sac bunts: 1, Louisiana, Apr 22, 2017; Fort Wayne, Mar 04, 2017; at South Alabama, May 07, 2017
At bats: 5, 13 times
Caught stealing: 1 [t-5th], at Texas State, Apr 15, 2016; at Georgia Southern, Apr 28, 2017; Purdue, Feb 24, 2017
Field chances: 11, UAPB, Mar 22, 2016
Putouts: 10, UAPB, Mar 22, 2016; at South Alabama, May 07, 2017
Assists: 1, 7 times

Rateliff,Jacob

Year	avg	gp-gs	ab	r	h	2b	3b	hr	rbi	tb	slg%	bb	hbp	so	gdp	ob%	sf	sh	sb-att	po	a	e	fld%
2016	.000	0-0	0	0	0	0	0	0	0	0	.000	0	0	0	0	.000	0	0	0-0	0	1	0	1.000
TOTAL	.000	0-0	0	0	0	0	0	0	0	0	.000	0	0	0	0	.000	0	0	0-0	0	1	0	1.000

Year	era	w-l	app	gs	cg	sho	sv	ip	h	r	er	bb	so	2b	3b	hr	bf	bavg	wp	hbp	bk	sfa	sha
2016	12.91	0-0	9	0	0	0/0	0	7.2	11	11	11	2	8	1	0	4	38	.333	0	3	0	0	0
2017	6.75	0-0	10	0	0	0/0	0	5.1	5	4	4	2	5	0	1	0	23	.238	0	0	0	0	0
TOTAL	10.38	0-0	19	0	0	0/0	0	13.0	16	15	15	4	13	1	1	4	61	.296	0	3	0	0	0

SINGLE-GAME HIGHS [all-time ranking]:
Innings pitched: 1.2, IPFW, Feb 26, 2016; at Missouri, Mar 21, 2017
Walks allowed: 1, 4 times
Strikeouts: 2, at Central Arkansas, Apr 13, 2016; IPFW, Feb 26, 2016; at Missouri, Mar 21, 2017
Batters faced: 8, at Missouri, Mar 21, 2017
Field chances: 1, IPFW, Feb 26, 2016

Reyes,Christian

Year	avg	gp-gs	ab	r	h	2b	3b	hr	rbi	tb	slg%	bb	hbp	so	gdp	ob%	sf	sh	sb-att	po	a	e	fld%
2016	.000	19-0	13	6	0	0	0	0	0	0	.000	1	0	4	0	.071	0	0	0-0	1	6	0	1.000
2017	.234	44-40	128	12	30	2	0	0	13	32	.250	9	7	21	3	.319	0	7	5-7	68	99	5	.971
TOTAL	.213	63-40	141	18	30	2	0	0	13	32	.227	10	7	25	3	.297	0	7	5-7	69	105	5	.972

SINGLE-GAME HIGHS [all-time ranking]:
Hits: 2, Stephen F. Austin, Apr 11, 2017; Troy, Mar 17, 2017
Doubles: 1, Stephen F. Austin, Apr 11, 2017; at Oklahoma, Feb 28, 2017
Total bases: 3, Stephen F. Austin, Apr 11, 2017
RBI: 2, at Georgia Southern, Apr 28, 2017; at South Alabama, May 06, 2017
Runs scored: 1, 17 times
Walks: 2, Georgia State, May 14, 2017
Hit by pitch: 2, vs Central Arkansas, Apr 25, 2017
Struck out: 2, vs Central Arkansas, Apr 25, 2017
Sac bunts: 1, 7 times
At bats: 5, at South Alabama, May 06, 2017
Stolen bases: 1, 5 times
Caught stealing: 1 [t-5th], at UT Arlington, Apr 13, 2017; Troy, Mar 18, 2017
Field chances: 10, Troy, Mar 18, 2017
Putouts: 4, 4 times
Assists: 8 [t-9th], Troy, Mar 19, 2017

CAREER SUMMARIES

Ridling,Cale

Year	avg	gp-gs	ab	r	h	2b	3b	hr	rbi	tb	slg%	bb	hbp	so	gdp	ob%	sf	sh	sb-att	po	a	e	fld%
2017	.321	30-19	78	9	25	6	0	0	8	31	.397	11	0	20	1	.400	1	1	0-1	20	2	2	.917
TOTAL	.321	30-19	78	9	25	6	0	0	8	31	.397	11	0	20	1	.400	1	1	0-1	20	2	2	.917

SINGLE-GAME HIGHS [all-time ranking]:

Hits: 2, 7 times

Doubles: 1, 6 times

Total bases: 3, 4 times

RBI: 2, at Ole Miss, Mar 28, 2017

Runs scored: 2, Louisiana Tech, Apr 19, 2017

Walks: 2, Texas State, Apr 07, 2017; Appalachian State, Mar 31, 2017

Struck out: 3, at ULM, Mar 24, 2017

Sac flies: 1, at UT Arlington, Apr 14, 2017

Sac bunts: 1, at ULM, Mar 25, 2017

At bats: 5, Appalachian State, Apr 01, 2017; at South Alabama, May 05, 2017

Caught stealing: 1 [t-5th], Troy, Mar 17, 2017

Field chances: 3, at Missouri, Mar 21, 2017; at ULM, Mar 25, 2017; at ULM, Mar 26, 2017

Putouts: 3, at Missouri, Mar 21, 2017; at ULM, Mar 26, 2017

Assists: 1, at ULM, Mar 25, 2017

Slayton,Dylan

Year	avg	gp-gs	ab	r	h	2b	3b	hr	rbi	tb	slg%	bb	hbp	so	gdp	ob%	sf	sh	sb-att	po	a	e	fld%
2016	.000	0-0	0	0	0	0	0	0	0	0	.000	0	0	0	0	.000	0	0	0-0	1	14	0	1.000
2017	.000	0-0	0	0	0	0	0	0	0	0	.000	0	0	0	0	.000	0	0	0-0	3	11	1	.933
TOTAL	.000	0-0	0	0	0	0	0	0	0	0	.000	0	0	0	0	.000	0	0	0-0	4	25	1	.967

Year	era	w-l	app	gs	cq	sho	sv	ip	h	r	er	bb	so	2b	3b	hr	bf	bavg	wp	hbp	bk	sfa	sha
2016	7.05	3-1	25	2	0	0/0	2	44.2	63	36	35	13	27	12	1	6	207	.344	5	7	0	1	3
2017	3.27	3-2	30	0	0	0/1	0	33.0	38	16	12	10	27	5	0	1	152	.279	1	3	0	1	2
TOTAL	5.45	6-3	55	2	0	0/1	2	77.2	101	52	47	23	54	17	1	7	359	.317	6	10	0	2	5

SINGLE-GAME HIGHS [all-time ranking]:

Innings pitched: 5.1, at Texas State, Apr 15, 2016

Walks allowed: 4, at Texas State, Apr 15, 2016

Strikeouts: 5, at Oral Roberts, Feb 18, 2017

Batters faced: 23, at Louisiana, Mar 19, 2016

Field chances: 3, at ULM, Mar 26, 2017; vs Central Arkansas, May 17, 2016

Putouts: 1, 4 times

Assists: 3, vs Central Arkansas, May 17, 2016

Runners CS: 1, 5 times

CAREER SUMMARIES

Thomas, Dalton

Year	avg	gp-gs	ab	r	h	2b	3b	hr	rbi	tb	slg%	bb	hbp	so	gdp	ob%	sf	sh	sb-att	po	a	e	fld%
2016	.375	54-54	232	46	87	19	1	9	52	135	.582	12	6	37	3	.415	3	2	2-5	62	7	2	.972
2017	.293	50-50	191	41	56	20	0	6	37	94	.492	23	6	49	6	.379	4	0	3-4	75	1	1	.987
TOTAL	.338	104-104	423	87	143	39	1	15	89	229	.541	35	12	86	9	.398	7	2	5-9	137	8	3	.980

SINGLE-GAME HIGHS [all-time ranking]:

Hits: 4, at Appalachian State, Apr 01, 2016; at Oral Roberts, Mar 06, 2016; Georgia State, May 13, 2017

Doubles: 2, 4 times

Triples: 1 [t-4th], Arkansas State, May 19, 2016

Home runs: 1, 15 times

Total bases: 8, at ULM, May 14, 2016

RBI: 5, at Georgia Southern, Apr 24, 2016; Georgia State, May 14, 2017

Runs scored: 3, 5 times

Walks: 2, 4 times

Hit by pitch: 1, 12 times

Struck out: 3, at Louisiana Tech, Feb 22, 2017; Arkansas State, May 21, 2016

Sac flies: 1, 7 times

Sac bunts: 1, Kansas, Feb 20, 2016; South Alabama, Mar 13, 2016

At bats: 6, at Georgia Southern, Apr 24, 2016; at ULM, May 14, 2016; Arkansas State, May 21, 2016

Stolen bases: 1, 5 times

Caught stealing: 1 [t-5th], 4 times

Field chances: 11, South Alabama, Mar 13, 2016

Putouts: 8, South Alabama, Mar 13, 2016; at ULM, Mar 24, 2017

Assists: 3, at Oral Roberts, Mar 05, 2016

Runners CS: 1, at Oral Roberts, Mar 05, 2016; South Alabama, Mar 13, 2016

Townsend, Cole

Year	avg	gp-gs	ab	r	h	2b	3b	hr	rbi	tb	slg%	bb	hbp	so	gdp	ob%	sf	sh	sb-att	po	a	e	fld%
2016	.000	0-0	0	0	0	0	0	0	0	0	.000	0	0	0	0	.000	0	0	0-0	0	4	0	1.000
2017	.000	0-0	0	0	0	0	0	0	0	0	.000	0	0	0	0	.000	0	0	0-0	2	6	0	1.000
TOTAL	.000	0-0	0	0	0	0	0	0	0	0	.000	0	0	0	0	.000	0	0	0-0	2	10	0	1.000

Year	era	w-l	app	gs	cq	sho	sv	ip	h	r	er	bb	so	2b	3b	hr	bf	bavg	wp	hbp	bk	sfa	sha
2016	11.00	0-2	10	4	0	0/0	0	18.0	25	23	22	21	14	7	1	2	99	.362	2	2	0	2	5
2017	3.47	2-1	12	6	0	0/0	0	36.1	34	18	14	19	31	9	0	2	162	.248	1	1	1	2	3
TOTAL	5.96	2-3	22	10	0	0/0	0	54.1	59	41	36	40	45	16	1	4	261	.286	3	3	1	4	8

SINGLE-GAME HIGHS [all-time ranking]:

Innings pitched: 6.1, Fort Wayne, Mar 05, 2017

Walks allowed: 5, at Oral Roberts, Mar 06, 2016

Strikeouts: 10, at Louisiana Tech, Feb 22, 2017

Batters faced: 25, at Louisiana Tech, Feb 22, 2017

Field chances: 2, at Louisiana Tech, Feb 22, 2017; at Oral Roberts, Mar 06, 2016; Troy, Mar 18, 2017

Putouts: 1, at Oral Roberts, Feb 18, 2017; Troy, Mar 18, 2017

Assists: 2, at Louisiana Tech, Feb 22, 2017; at Oral Roberts, Mar 06, 2016

CAREER SUMMARIES

Willenborg, Reed

Year	avg	gp-gs	ab	r	h	2b	3b	hr	rbi	tb	slg%	bb	hbp	so	gdp	ob%	sf	sh	sb-att	po	a	e	fld%
2015	.000	0-0	0	0	0	0	0	0	0	0	.000	0	0	0	0	.000	0	0	0-0	2	4	3	.667
2016	.000	0-0	0	0	0	0	0	0	0	0	.000	0	0	0	0	.000	0	0	0-0	4	4	0	1.000
TOTAL	.000	0-0	0	0	0	0	0	0	0	0	.000	0	0	0	0	.000	0	0	0-0	6	8	3	.824

Year	era	w-l	app	qs	cq	sho	sv	ip	h	r	er	bb	so	2b	3b	hr	bf	bavg	wp	hbp	bk	sfa	sha
2015	5.97	1-3	12	4	0	0/0	0	31.2	42	27	21	16	27	12	1	3	151	.326	5	1	0	3	2
2016	5.33	1-2	12	2	0	0/0	0	25.1	22	16	15	17	21	9	1	0	118	.239	4	6	1	2	1
2017	11.57	0-0	6	0	0	0/0	0	2.1	2	3	3	4	1	1	1	0	13	.250	0	0	0	1	0
TOTAL	5.92	2-5	30	6	0	0/0	0	59.1	66	46	39	37	49	22	3	3	282	.288	9	7	1	6	3

SINGLE-GAME HIGHS [all-time ranking]:

Innings pitched: 8.0, at Missouri, Apr 14, 2015

Walks allowed: 5, UT Arlington, May 08, 2016

Strikeouts: 7, at Missouri, Apr 14, 2015

Batters faced: 30, at Missouri, Apr 14, 2015

Field chances: 3, at Missouri, Apr 14, 2015; Tennessee Tech, May 01, 2016

Putouts: 3, Tennessee Tech, May 01, 2016

Assists: 2, at Louisiana Tech, Apr 07, 2015; at Missouri, Apr 14, 2015

Runners CS: 1, 4 times

Wingfield, Keenan

Year	avg	gp-gs	ab	r	h	2b	3b	hr	rbi	tb	slg%	bb	hbp	so	gdp	ob%	sf	sh	sb-att	po	a	e	fld%
2016	.000	0-0	0	0	0	0	0	0	0	0	.000	0	0	0	0	.000	0	0	0-0	1	3	1	.800
2017	.000	0-0	0	0	0	0	0	0	0	0	.000	0	0	0	0	.000	0	0	0-0	1	0	0	1.000
TOTAL	.000	0-0	0	0	0	0	0	0	0	0	.000	0	0	0	0	.000	0	0	0-0	2	3	1	.833

Year	era	w-l	app	qs	cq	sho	sv	ip	h	r	er	bb	so	2b	3b	hr	bf	bavg	wp	hbp	bk	sfa	sha
2016	7.02	2-3	29	0	0	0/0	3	33.1	35	29	26	18	19	7	0	5	154	.289	7	7	0	4	4
2017	6.23	0-2	8	0	0	0/0	0	4.1	5	5	3	5	7	1	0	1	24	.278	4	1	1	0	0
TOTAL	6.93	2-5	37	0	0	0/0	3	37.2	40	34	29	23	26	8	0	6	178	.288	11	8	1	4	4

SINGLE-GAME HIGHS [all-time ranking]:

Innings pitched: 2.2, UAPB, Mar 22, 2016; Arkansas State, May 20, 2016

Walks allowed: 3, vs South Alabama, May 26, 2016

Strikeouts: 4, at Central Arkansas, Mar 14, 2017

Batters faced: 12, Arkansas State, May 20, 2016























Field chances: 1, 6 times

Putouts: 1, at Appalachian State, Apr 02, 2016; Georgia State, May 14, 2017

Assists: 1, Indiana State, Feb 21, 2016; IPFW, Feb 27, 2016; at Louisiana, Mar 19, 2016

Runners CS: 1, Louisiana Tech, Apr 06, 2016; vs South Alabama, May 26, 2016

2017 RADIO/TELEVISION ROSTER

 1 CHRISTIAN REYES So. • INF • R/R Toa Baja, Puerto Rico	 2 TY GUNTER Sr. • INF • L/R Coveta, Okla.	 4 RYAN LEMOINE Jr. • RHP • R/R Broken Arrow, Okla.	 6 ZACH BAKER Sr. • INF • R/R Toa Baja, Puerto Rico	 7 CAMERON KNIGHT Sr. • C • R/R Moore, Okla.	 9 HUNTER OWENS Sr. • OF • R/R White Oak, Texas	 10 CORY MALCOM Sr. • RHP • R/R Elkhart, Ind.
 12 ZACH OURS Sr. • RHP • L/R Lee's Summit, Mo.	 13 DYLAN SLAYTON Sr. • LHP • L/R Trenton, Tenn.	 14 JUSTIN GARCIA Jr. • RHP • R/R Colleyville, Texas	 16 CALE RIDLING Rfr. • INF/OF • L/R Texarkana, Ark.	 17 CORBIN OSBURN Jr. • LHP • L/L Broken Arrow, Okla.	 19 KALE EMSHOFF Sr. • C • R/R Robstown, Texas	 21 RILEY PITTMAN So. • INF • R/R North Richland Hills, Texas
 22 NIK GIFFORD Sr. • INF/OF • L/R Murphy, Texas	 23 DALTON THOMAS Sr. • C/OF • R/R Grenada, Miss.	 24 JACOB BOGGESS Rjr. • RHP • R/R Piedmont, Okla.	 26 DANNY MITCHELL JR. Rfr. • OF • L/L North Little Rock, Ark.	 27 REED WILLENBORG Sr. • RHP • R/R Effingham, Ill.	 29 CHANDLER FIDEL Sr. • LHP • L/L Garland, Texas	 30 CODY MCGILL Sr. • RHP • R/R Owasso, Okla.
 31 JONATHAN DAVIS So. • C • L/R Edmond, Okla.	 33 KEENAN WINGFIELD Sr. • RHP • R/R Corinth, Texas	 34 COLE TOWNSEND Rjr. • LHP • L/L Abilene, Texas	 36 JACOB RATELIFF Sr. • LHP • L/L Mustang, Okla.	 37 CARTER BROWN Fr. • RHP/OF • R/R Bentonville, Ark.	 38 PRESTON OBERLING Fr. • RHP • R/R North Little Rock, Ark.	 39 MCKINLEY MOORE Fr. • RHP • R/R Keller, Texas
 40 CODY DAYLOR Sr. • RHP • R/R Edmond, Okla.			 41 JUSTIN COOPER Fr. • INF • R/R Fort Worth, Texas		 44 MATT MCDOWELL Rsr. • RHP/INF • R/R Edmond, Okla.	
 11 CHRIS CURRY Head Coach Third Season		 8 RUSSELL RALEY Assistant Coach Third Season		 20 MATT FARMER Volunteer Assistant Coach Second Season		 28 MIKE SILVA Assistant Coach First Season