



# ARKANSAS STATE BASKETBALL

Twitter: @AStateMB | Facebook: @AStateMB | Instagram: @AStateMB | #WolvesUp

## THE MATCHUP

Saturday, Jan. 30 | Convocation Center (10,038) | 7:00 PM | Jonesboro, Ark.

ARKANSAS STATE RED WOLVES (10-10, 6-3)

VS

GEORGIA SOUTHERN EAGLES (7-12, 3-6)



AStateRedWolves.com

### ARKANSAS STATE QUICK FACTS

Head Coach: John Brady  
Record at Arkansas State: 120-119 / 8th year  
Overall Record: 401-335 / 25th year

Points Leader: Devin Carter (17.2 PPG)  
Rebounds Leader: Anthony Livingston (9.4 RPG)  
Assists Leader: Donte Thomas (6.1 APG)

### QUICK COMPARISON

75.7		Points Per Game	>>	77.5
74.9	<<	Points Allowed Per Game		77.3
42.6	<<	Field Goal Pct.		40.9
31.5		3-Point Pct.	>>	31.8
72.3	<<	Free Throw Pct.		68.7
41.2	<<	Rebounds Per Game		38.1
12.8		Turnovers Per Game	>>	11.6



GeorgiaStateSports.com

### GEORGIA SOUTHERN QUICK FACTS

Head Coach: Mark Byington  
Record at Georgia Southern: 44-40 / 3rd Year  
Overall Record: 51-44 / 4th Year

Points Leader: Tookie Brown (17.5 PPG)  
Rebounds Leader: Coye Simmons (5.2 RPG)  
Assists Leader: Tookie Brown (3.3 APG)

## STAT COMPARISON



NCAA Stat Ranks	Rank	Value	Rank	Value
Scoring Offense	131	75.7	88	77.5
Scoring Defense	247	74.9	291	77.3
Scoring Margin	190	+0.7	198	+0.2
Rebound Margin	184	+0.2	251	-2.0
Assists Per Game	171	13.5	296	11.6
Blocks Per Game	61	4.6	328	1.8
Steals Per Game	204	5.9	28	8.2
Turnover Margin	205	-0.2	12	+4.2
AST/TO Ratio	168	1.1	205	1.0
FG %	245	42.6	306	40.9
FG % Defense	12	38.2	252	44.8
3PT FG %	291	31.5	281	31.8
3PT FG % Defense	241	35.6	257	35.9
Free-Throw %	70	72.3	207	68.7

NCAA rankings thru games 1/28/2016

## SCHEDULE/RESULTS

Overall Record: 10-10

SBC: 6-3 | Non-Conference: 4-7

Home: 8-2 | Away: 2-8 | Neutral: 0-0

### NOVEMBER

Mon. 9	Henderson State#	89-79, W
Fri. 13	at SIU-Edwardsville	FSMW 70-79, L
Mon. 16	Lyon College	81-37, W
Wed. 18	at Savannah State^	75-76, L
Sun. 22	Jackson State^	78-69, W
Wed. 25	at #21/23 Oregon^	Pac 12 68-91, L
Fri. 27	at #RV/25 Baylor^	FSSW 72-94, L

### DECEMBER

Tue. 1	at Missouri	SECN 78-88, L
Fri. 4	North Dakota State	73-74, L
Sat. 12	Arkansas-Monticello	104-71, W
Fri. 18	at UT Martin	70-74, L
Tue. 22	Central Arkansas	77-67, W
Wed. 30	at Troy*	84-81, W

### JANUARY

Sat. 2	at South Alabama*	89-67, W
Thu. 7	ULM*	68-65 <sup>OT</sup> , W
Sat. 9	Louisiana*	71-69, W
Sat. 16	Appalachian State*	ESP3 72-86, L
Mon. 18	Little Rock*	ESP3 76-73, W
Thu. 21	at UT Arlington*	64-91, L
Sat. 23	at Texas State*	TWC 68-78, L
Thu. 28	Georgia State*	ESP3 75-69 <sup>OT</sup> , W
Sat. 30	Georgia Southern*	ESP3 7:00 PM

### FEBRUARY

Thu. 4	South Alabama*	ESP3 7:30 PM
Sat. 6	Troy*	ESP3 7:00 PM
Thu. 11	at Louisiana*	7:15 PM
Sat. 13	at ULM*	4:00 PM
Thu. 18	at Georgia Southern*	6:30 PM
Sat. 20	at Georgia State*	ESP3 1:30 PM
Thu. 25	Texas State*	ESP3 7:30 PM
Sat. 27	UT Arlington*	ESP3 7:00 PM

### MARCH

Tue. 1	at Little Rock*	7:15 PM
Sat. 5	at Appalachian State*	ESP3 2:30 PM

# - Exhibition ^ - Global Sports Shootout  
All Times CT (CST) and subject to change

FSMW - Fox Sports Midwest Pac-12 - Pac 12 Networks  
FSSW - Fox Sports Southwest SECN - SEC Network  
TWC - Time Warner Cable

## KEY STORYLINES

### TEAM TRENDS

The Red Wolves have held 16 of 20 opponents below their season field-goal percentage entering the game, but 13 of 20 have shot a higher percentage from 3-point range.

A-State is 0-7 (0-3 SBC) when having a lower field-goal percentage than their opponent this season.

A-State has six or more wins in its first nine league games for the seventh time as a Sun Belt Conference member.

### PLAYER TRENDS

Anthony Livingston ranks 13th among active NCAA Division I players with 25 career doubles and is tied for the most among second year players.

Devin Carter averages 17.2 PPG, the most by a first-year A-State player since Adrian Banks averaged 21.1 PPG in the 2006-07 season.

Sean Gardner has made 9-of-21 (42.9 percent) from 3-point range the last four games after starting league play 3-for-16 (18.8 percent).

### A WIN WOULD ...

Make A-State 189-162 against the current membership of the Sun Belt Conference.

Improve the Red Wolves to 37-34 in the month of January since 2009.

Make A-State 7-3 in Sun Belt play, the best record after 10 games since the 2012-13 season.

## PROBABLE STARTERS

Arkansas State	Pos.	Ht.	Wt.	Yr.	Hometown	PPG	RPG	Other
3 Devin Carter	G	6-5	205	r-Jr.	Champaign, Ill.	17.2	4.7	47.1% FG
10 Frederic Dure	G	6-5	175	Sr.	Montreal, Quebec	4.5	2.8	14 BLKS
11 Charles Waters	F	6-6	200	Sr.	Memphis, Tenn.	4.3	4.0	22 BLKS
12 Sean Gardner	G	6-5	195	Sr.	Memphis, Tenn.	10.7	3.3	22 STLS
50 Anthony Livingston	F	6-8	230	Jr.	Washington, D.C.	15.2	9.4	43.6% FG
---- Reserves ----								
4 Josh Pierre	G	6-0	190	Sr.	Stillwater, Okla.	0.8	1.6	3-17 3FG
15 Christian Davis	F	6-7	200	Fr.	Dallas, Texas	1.7	1.2	9-30 FG
24 Donte Thomas	G	6-3	210	Jr.	Washington, D.C.	12.8	6.5	115 ASTS
33 Nouhoum Bocoum	F	6-10	260	Sr.	Harlem, N.Y.	6.1	3.2	43.8% FG

Georgia Southern	Pos.	Ht.	Wt.	Yr.	Hometown	PPG	RPG	Other
2 Mike Hughes	G	6-3	190	So.	Winston-Salem, N.C.	12.7	4.7	40.6% FG
3 Ike Smith	G	6-4	195	Fr.	Gainesville, Fla.	12.5	4.9	17 STLS
4 Tookie Brown	G	5-11	180	Fr.	Madison, Ga.	17.5	2.9	62 ASTS
10 Jake Allsmiller	G	6-5	185	So.	Nahsville, Tenn.	7.1	1.7	31.3% FG
14 Coye Simmons	F	6-8	240	So.	Winston-Salem, N.C.	3.9	5.2	49.2% FG
----- Key Reserves -----								
0 Montae Glenn	F	6-8	230	Fr.	Carrollton, Ga.	5.8	4.8	60.0% FG
1 Devonte Boykins	G	6-2	180	So.	Forest City, N.C.	6.2	1.9	42 ASTS
5 Devince Boykins	G	6-4	210	r-Sr.	Forest City, N.C.	4.6	2.3	44.9% FG

Lineups based off last game

## EXPERIENCE THE ACTION



WATCH

ESPN3/Watch ESPN  
www.watchESPN.com



LISTEN

East Arkansas Broadcasters  
Flagship: KFIN 107.9 FM  
Play-by-play: Keith Merritt



LIVE STATS

StatBroadcast  
www.statbroadcast.com



FOLLOW

In-Game Updates via Twitter  
@AStateGameday  
#AStateMB



QUICK FACTS

THE BASICS

Location: Jonesboro, Ark.
Founded: 1909
Enrollment: 13,552
Colors: Scarlet & Black
Nickname: Red Wolves
Conference: Sun Belt
President: Dr. Charles Welch
Chancellor: Dr. Tim Hudson
Athletics Director: Terry Mohajir
Athletic Department Phone: 870-972-3880
Ticket Office Phone: 870-972-2781

COURT FACTS

Convocation Center
Capacity: 10,038
Record in Arena: 283-111 (.718), 29th season
Largest Crowd: 10,766 vs Memphis (12/5/87) - men
10,892 vs Arkansas (3/24/05) - women

BASKETBALL HISTORY

First Year of Basketball: 1926-27
All-Time Record: 1,163-1,105 (.513)
NCAA Tournament Appearances: 1 (1999)
NCAA Tournament Record: 0-1
NIT Appearances: 4 (1991, 1989, 1988, 1987)
NIT Record: 4-4
Regular Season Conference Championships: 5
(1965, 1967, 1971, 1991, 1998)
Conference Tournament Titles: 1 (1999)

BASKETBALL STAFF

Head Coach: John Brady (Belhaven, '76)
Career Record: 401-335/25th year
School Record: 120-119/8th year
Associate Head Coach: Melvin Haralson (Auburn, '89)
Assistant Coach: Carlos Wilson (TX Permian Basin, '14)
Assistant Coach: Mike Scutero (UCF, '04)
Strength Coach: Phil Baier
Athletic Trainer: Chad Sturkie

2014-15 REVIEW

Overall Record: 11-18 (H: 5-9, A: 6-9, N: 0-0)
Sun Belt Record: 6-14 (H: 3-7, A: 3-7)
Starters Returning/Lost: 4/1
Letterwinners Returning/Lost: 9/2
Newcomers: 2
Roster Breakdown: 6 SR, 5 JR, 0 SO, 2 FR
Returning Scoring: 76.0 percent (1,420 points)
Returning Rebounding: 88.2 percent (916 rebounds)
Returning Assists: 70.1 percent (225 assists)
Returning Steals: 64.3 percent (99 steals)
Returning Blocks: 94.4 percent (84 blocks)
Returning Minutes: 77.4 percent (4,527 minutes)

NUMERICAL ROSTER

Table with columns: No., Name, Ht., Wt., Yr., Pos., Exp., Hometown/Last School. Lists 15 players including Connor Kern, Devin Carter, Josh Pierre, Frederic Dure, Charles Waters, Sean Gardner, C.J. Foster, Christian Davis, Donte Thomas, Nouhoum Bocoum, and Anthony Livingston.

PRONUNCIATION GUIDE

Nouhoum Bocoum NA-hoom BA-coom
Frederic Dure DUR-a




CONNOR KERN
G • 6-4 • 196
r-Freshman- RS
Pickerington, Ohio



DEVIN CARTER
G • 6-5 • 205
r-Junior- RS
Champaign, Ill.



JOSH PIERRE
G • 6-0 • 190
Senior- 3L
Baton Rouge, La.



FREDERIC DURE
G • 6-5 • 175
Senior- 1L
Montreal, Quebec



CHARLES WATERS
F • 6-6 • 200
Senior- 1L
Memphis, Tenn.



SEAN GARDNER
G • 6-5 • 195
r-Senior- 1L
Memphis, Tenn.




C.J. FOSTER
G • 6-3 • 185
Junior- 1L
Lilburn, Ga.




CHRISTIAN DAVIS
F • 6-7 • 200
Senior- 1L
Dallas, Texas



DONTE THOMAS
G • 6-3 • 210
Junior- TR
Washington, D.C.



NOUHOUM BOCOUM
F • 6-10 • 260
Senior- 1L
Harlem, N.Y.



ANTHONY LIVINGSTON
F • 6-8 • 230
Junior- 1L
Washington, D.C.



JOHN BRADY
Head Coach
Eighth Season
Belhaven, '76



MELVIN HARALSON
Associate Head Coach
Fifth Season
Auburn, '89



CARLOS WILSON
Assistant Coach
Second Season
Texas Permian Basin, '14



MIKE SCUTERO
Assistant Coach
Second Season
UCF, '04



### ON THIS DATE

Dating back to 1960, A-State is 10-8 on games played on Jan. 30. The Red Wolves last played on this date in 2014, losing 72-65 at ULM. A-State has lost three of the last four on this date and is 10-1 on the home floor on Jan. 28.

Year	Opponent	Score	Result
2014	at ULM	65-72	L
2010	Denver	73-62	W
2008	at Utah Valley State	57-72	L
2003	at New Orleans	68-70	L
1999	Western Kentucky	70-63	W
1997	at Lamar	67-76	L
1993	Louisiana Tech	93-65	W
1989	UMKC	69-50	W
1988	at UT Rio Grande Valley	72-82	L
1986	at North Texas	66-70	L
1982	Louisiana Tech	56-57	L
1978	at McNeese State	45-67	L
1975	Lamar	84-67	W
1971	The Citadel	74-60	W
1968	at UT Martin	67-58	W
1967	UT Martin	76-67	W
1961	Missouri State	65-62	W
1960	Pittsburg State	81-71	W

### LAST TIME OUT

Anthony Livingston scored 22 points, including six in overtime, and grabbed 12 rebounds, and Arkansas State beat Georgia State 75-69 Thursday night.

Livingston and Devin Carter, who finished with 15 points, combined for 13 of the Red Wolves' 18 points in overtime with Livingston's bucket with 35 seconds left making it 71-64.

Charles Waters added 13 points and 10 rebounds and Sean Gardner also scored 13 points for Arkansas State (10-10, 6-3 Sun Belt).

Frederic Dure and Waters scored in the final 17 seconds of regulation to give Arkansas State a 57-56 lead, its first since early in the first half, but Isaiah Williams tied it by making 1 of 2 free throws with seven seconds left.

Jeremy Hollowell scored 15 points to lead the Panthers (12-6, 5-4) before fouling out with over seven minutes left. Kevin Ware added 14 points and Markus Crider 11 while T.J. Shipps had 11 rebounds.



Official Basketball Box Score - Game Totals - Final Statistics  
Georgia State vs Arkansas State  
1/28/16 7:30 at Jonesboro, Ark. (Convocation Center)



#### Georgia State 69 - 12-6 (4-6)

#	Player	Total			3-Pr			Rebounds			PF	TP	A	T.O.	Bk	Sl	Min
		FG	FGA	FT	FTA	FG	FGA	FT	FTA	Off							
01	Hollowell, Jeremy	1	4-12	2-4	5-5	1	4	5	15	1	3	0	0	0	0	22	
11	Shipps, T.J.	1	3-5	0-0	2-4	2	9	11	2	8	0	3	2	3	3	34	
04	Dennis, Isaiah	0	1-5	0-0	0-0	0	1	1	2	2	1	2	0	2	0	31	
20	Thomas, Jeff	0	1-11	0-4	0-1	2	2	4	2	2	0	0	1	1	0	27	
30	Ware, Kevin	0	3-11	0-2	8-10	1	5	6	0	14	1	1	0	2	4	41	
00	Berleivi, Malik	0	1-2	0-1	2-2	1	0	1	3	4	1	0	0	0	0	5	
11	Williams, Isaiah	0	0-4	1-2	2-5	2	0	2	1	0	3	3	0	0	0	20	
15	Brown, Jalen	0	0-1	0-1	0-0	0	0	0	1	0	0	0	0	0	0	1	
23	Session, Jordan	0	2-6	0-0	0-0	0	1	1	3	4	0	1	0	0	0	10	
00	Crider, Markus	0	4-8	0-0	3-4	2	3	5	4	11	2	5	0	3	3	34	
	Team		22-67	3-14	22-31	17	30	47	23	68	9	19	2	14	22	225	

FG % 1st Half: 11-33 33.3% 2nd Half: 7-25 28.0% OT: 4-9 44.4% Game: 22-67 32.8% Deaball  
3FG % 1st Half: 0-6 0.0% 2nd Half: 2-4 50.0% OT: 1-4 25.0% Game: 3-14 21.4% Rebounds  
FT % 1st Half: 4-6 66.7% 2nd Half: 15-21 71.4% OT: 3-4 75.0% Game: 22-31 71.0% 3

#### Arkansas State 75 - 10-10 (6-3)

#	Player	Total			3-Pr			Rebounds			PF	TP	A	T.O.	Bk	Sl	Min
		FG	FGA	FT	FTA	FG	FGA	FT	FTA	Off							
11	Waters, Charles	1	5-8	0-0	3-6	3	7	10	4	13	0	0	1	0	0	27	
00	Livingston, Anthony	1	6-16	1-3	9-10	2	10	12	4	22	2	5	0	1	1	43	
00	Carter, Devin	1	5-11	3-7	2-2	1	3	4	4	15	1	2	0	0	0	42	
10	Dure, Frederic	0	1-5	0-4	4-7	0	6	6	5	6	6	5	4	2	3	35	
14	Gardner, Sean	0	5-13	3-8	0-1	3	2	5	0	13	4	7	1	2	3	35	
04	Pierre, Josh	0	0-3	0-3	0-0	1	4	5	0	0	1	0	0	0	0	28	
15	Davis, Christian	0	2-2	0-0	0-0	0	1	1	3	4	0	0	0	0	0	7	
33	Bocoum, Nouhoum	0	0-3	0-0	2-2	0	0	0	1	2	0	1	0	0	0	8	
	Team		22	1	3	2	1	3	2	1	3	0	0	0	0	20	
	Totals		24-61	7-25	20-28	12	34	46	22	75	13	21	6	5	22	225	

FG % 1st Half: 6-25 24.0% 2nd Half: 13-29 44.8% OT: 5-7 71.4% Game: 24-61 39.3% Deaball  
3FG % 1st Half: 2-12 16.7% 2nd Half: 3-11 27.3% OT: 2-2 100.0% Game: 7-25 28.0% Rebounds  
FT % 1st Half: 5-9 55.6% 2nd Half: 19-23 82.6% OT: 6-6 100.0% Game: 20-28 71.4% 9

Officials: John Hoots, Alan Spearhour, Glenn Tull  
Technical fouls: Georgia State-None, Arkansas State-None.  
Attendance: 1719

Score by periods	1st	2nd	OT	Total
Georgia State	26	31	12	69
Arkansas State	19	38	18	75

	pts	reb	ast	blk	stl	chance	bench
Georgia State	26	31	12	69			
Arkansas State	19	38	18	75			

Last FG - GSU 01:00:07, ASU 01:00:35  
Largest lead - GSU by 10 1st 11:23, ASU by 7 01:02:38  
GSU lead by 12, ASU lead by 20:26. Game was tied for 01:42.

Score tied - 3 times.  
Lead changed - 2 times.

### THE OPENING TIP

- A-State looks to finish out January with a win when Georgia Southern visits the Convocation Center for a 7 pm tilt Saturday. Matt Stolz (play-by-play) and Nelson Catalina (analyst) will provide the commentary on ESPN3 while Keith Merritt (play-by-play) will be behind the microphone for the broadcast on the EAB Red Wolves Sports Network flagship station 107.9 FM KFIN.
- The 2015-16 campaign represents the program's 88th season as the Red Wolves have presently amassed a 1,163-1,105 all-time record (.513 win pct.) dating back to their inaugural 1926-27 season.
- A-State is 188-162 against the current membership of the Sun Belt Conference.
- Head Coach John Brady, who has announced his resignation following the end of the 2015-16 season, earned his 400th career victory, all at the Division I level, with the win against Little Rock on Jan. 18. Brady holds a record of 401-335 (.546 win pct.) in stops at Samford, LSU and A-State.

### SERIES HISTORY

- Saturday's game is the 10th all-time meeting between A-State and Georgia Southern and the third as Sun Belt Conference foes. The Eagles have won five-straight in the series and hold a 6-3 series advantage.
- In the most previous meeting, Feb. 12 at Georgia Southern, Nouhoum Bocoum had 18 points and 11 rebounds while Anthony Livingston had 16 points and 16 rebounds, but the Eagles came away with a 65-60 victory. Georgia Southern closed the first half on a 10-2 run to lead 31-27 at the half and A-State converted only 4-for-10 at the charity stripe in the second half. The Red Wolves finished 8-for-18 (44 percent) at the free throw line.
- Last year at the Convocation Center, Georgia Southern hit six of its first eight shots from beyond the arc to race out to a 29-5 lead. A-State opened the game 2-for-11 and trailed 29-5 after the first 12 minutes. The Eagles led 41-26 at the half and the Red Wolves pulled within 48-40 in the second half, but Georgia Southern left with a 73-61 win. The Eagles finished 11-for-20 (55 percent) from 3-point range and shot 50 percent (25-50) for the game.
- Head Coach John Brady is 0-2 in his tenure against the Eagles. In his time at A-State, Brady has a record of 67-68 in conference games.

### SERIES INFORMATION

Series	Georgia Southern, 6-3		
Last	A-State 60, @GASO 65		
Streak	GASO, W5		
Home	Away	Neutral	
2-3	1-3	0-1	
H/A/N prior to 1959 unavailable			

### SERIES HISTORY VERSUS GEORGIA SOUTHERN

D4	1971	79-85	hL	D17	2005	71-82	hL
D2	1974	74-72	aW	J8	2015	61-73	hL
J13	1975	90-70	hW	F12	2015	60-65	aL
D2	1975	72-65	hW	J30	2016		h
F26	1976	82-89	aL	F18	2016		a
D15	2004	70-85	aL				

### 2015-16 A-STATE PLAYERS CAREER STATS VS GEORGIA SOUTHERN

No.	Player	GMS	MIN	AVG	FG-A	FG%	3FG-A	3FG%	FT-A	FT%	PTS	AVG	REB	AVG
10	Frederic Dure	1	18	18.0	0-3	.000	0-2	.000	0-3	.000	0	0.0	3	3.0
11	Charles Waters	2	27	13.5	5-9	.556	0-0	.000	0-1	.000	10	5.0	10	5.0
12	Sean Gardner	2	60	30.0	6-17	.353	4-9	.444	3-3	1.00	19	9.5	3	1.5
33	Nouhoum Bocoum	2	41	20.5	8-14	.571	0-0	.000	4-5	.800	20	10.0	12	6.0
50	Anthony Livingston	2	74	37.0	13-31	.419	0-6	.000	1-3	.333	27	13.5	22	11.0

### SCOUTING REPORT

- Georgia Southern was picked to finish 10th in a preseason poll of the Sun Belt Conference coaches after winning 22 games and falling in the Sun Belt Conference Championship a season ago. The Eagles are 7-12 through 19 games this year with a 3-6 mark in conference play.
- Thursday, the Eagles fell 80-67 at Little Rock, allowing the Trojans to shoot 59 percent (13-for-22) from 3-point range. The Eagles were coming off a 101-100 win at Appalachian State on Monday night that saw Mike Hughes execute a four-point play with 0.8 seconds remaining that proved to be the game-winner. Hughes finished with 19 points and a career-high nine rebounds in the win.
- Tookie Brown leads the Eagles in scoring at 17.5 ppg, followed by Ike Smith (12.7 ppg) and Hughes (12.5). Georgia Southern scores 77.5 points per contest to rank third in the Sun Belt. The Eagles make 8.6 3-pointers per game and are second in the league with 478 attempted 3's this season.
- Mark Byington is in his third season as head coach and has compiled a record of 44-40 in his tenure.

### IT'S NOT HOW YOU START, BUT...

- A-State lost its third league game on Saturday at Texas State and a common theme is found in the three league losses thus far.
- In the three Sun Belt Conference losses, A-State has been outscored 126-78 in the first half, a difference of 16.0 points per game. In the first half of the three games - vs. Appalachian State, at UT Arlington and at Texas State - the Red Wolves are shooting 30.8 percent (28-91) from the floor and 5-for-24 (20.8 percent) from 3-point range. Additionally, opponents are shooting 44.5 percent (45-101) from the field and 39.0 percent (16-for-41) from beyond the arc.
- On the flip side, A-State is shooting 41.9 percent (75-179) in the first half of league wins. The Red Wolves have struggled from 3-point range in the first half though, shooting 24.5 percent (13-53). Opponents are shooting 37.4 percent (68-182) in the first half of A-State's conference wins and 32.6 percent (22-67) from 3-point range.



### AROUND THE SUN BELT

#### STANDINGS

Team	Conference		Overall	
	W-L	PCT	W-L	PCT
Little Rock	8-1	.889	18-2	.900
Louisiana	6-3	.667	10-8	.556
Arkansas State	6-3	.667	10-10	.500
UT Arlington	5-3	.625	14-5	.737
Georgia State	5-4	.556	12-6	.667
ULM	5-4	.556	9-11	.450
Appalachian State	4-5	.444	6-14	.300
Texas State	3-5	.375	9-8	.529
South Alabama	3-6	.333	8-12	.400
Georgia Southern	3-6	.333	7-12	.368
Troy	1-9	.100	6-15	.286

#### WEEKLY AWARDS

Nov. 17	Jordan Varnado, Troy
Nov. 24	Kevin Hervey, UT Arlington
Dec. 1	Josh Hagins, Little Rock
Dec. 8	Kevin Hervey, UT Arlington
Dec. 15	Josh Hagins, Little Rock
Jan. 4	<b>Donte Thomas, Arkansas State</b>
Jan. 11	Jeremy Hollowell, Georgia State
Jan. 18	Shawn Long, Louisiana
Jan. 25	Justin Roberson, ULM
Feb. 1	
Feb. 8	
Feb. 15	
Feb. 22	
Feb. 29	
March 7	

#### ALL-TIME VS SUN BELT

Team	Record	Last
Appalachian State	2-3 APP, 86-72 (1/16/16)	
<b>Georgia Southern</b>	<b>3-6 GSU, 60-65 (2/12/15)</b>	
Georgia State	2-6 ASU, 75-69 (1/28/16)	
Little Rock	50-32 ASU, 76-73 (1/18/16)	
Louisiana	23-49 ASU, 71-69 (1/9/16)	
South Alabama	23-18 ASU, 89-67 (1/2/16)	
UT Arlington	39-15 UTA, 91-64 (1/21/16)	
Texas State	3-2 TXST, 68-78 (1/23/16)	
Troy	8-8 ASU, 84-81 (12/30/15)	
ULM	35-23 ASU, 68-65 (1/7/15)	



### MILESTONE ACHIEVED

➤ A-State head coach John Brady earned his 400th career win on Jan. 18 against Little Rock with the 76-73 victory. Brady opened his coaching career with 89 victories in six seasons at Samford (1991-97). He continued his career by picking up 192 wins in 11 years at LSU (1997-2008). In his eighth season at A-State (2008-present), Brady has 119 wins to his credit.

➤ The table to the right shows Brady's current ranking among active NCAA Division I wins leaders. Twenty of the 34 active NCAA Division I coaches have been to the Final Four, including Brady.

➤ In NCAA Division I all-time coaching wins leaders, Brady currently ranks t-119th with Frank Keaney (Rhode Island) and Mike Vining (ULM) with 401 career wins. Of the 122 coaches with 400 career wins, 67, including Brady, have been to the Final Four. Note that all totals are for wins as a Division I coach only. Rankings taken from Sports-Reference.com.

➤ Josh Pierre, senior walk-on guard, has been around for 251 of Brady's 401 wins (62.6 percent). Pierre, son of current Oklahoma State associate head coach Butch Pierre, was a ball boy and/or spectator for all 192 of Brady's wins at LSU and has been with Brady at A-State as a player for 59 wins.

#### ACTIVE NCAA DIVISION I WINS LEADERS

Rk	Coach	School	Wins
30.	Thad Matta	Ohio State	415
31.	Jeff Jones	Old Dominion	413
	Gregg Marshall	Wichita State	413
33.	Ben Howland	Mississippi State	407
<b>34.</b>	<b>John Brady</b>	<b>Arkansas State</b>	<b>401</b>
35.	Dave Loos	Austin Peay	400
36.	Bo Ryan	Wisconsin	394
37.	Phil Marteli	Saint Joseph's	392
37.	Al Skinner	Kennesaw State	391

### SCORING AT WILL

➤ Devin Carter posted a career-high 34 points at UT Arlington on Jan. 21. His performance ranks 31st overall among the top individual games in program history. He became the first A-State player to top 30 points since Anthony Livingston had 31 points against UT Arlington on Feb. 28 last season.

➤ Devin Carter and Anthony Livingston each posted 20 points Jan. 18 against Little Rock, the third time this season the duo has scored 20 or more points in the same game, including back-to-back games.

➤ On the season, Devin Carter leads the team with 10 20-point performances, including each of the last four games. Anthony Livingston has eight 20-point outings this year after posting 10 last season. Donte Thomas (3) and Sean Gardner (2) also have 20-point performances.

### CARTER'S CORNER

➤ Devin Carter enters Saturday with 343 points over 20 games, an average of 17.2 per game.

➤ Dating back to 2000, only Adrian Banks and Dewarick Spencer have a higher scoring average by a player in their first season playing for A-State. Banks scored 695 over 33 games to average 21.1 in 2006-07 while Dewarick Spencer averaged 19 points in the 2003-04 season.

### LOOKING FOR HELP

➤ The Red Wolves are the only team in the Sun Belt Conference to feature four players averaging double figures on the season and in conference play. The four players leading A-State are Devin Carter (17.2/19.9), Anthony Livingston (15.2/15.3), Donte Thomas (12.8/12.3) and Sean Gardner (10.7/11.9), but the group hasn't had much help.

➤ Against Appalachian State, the four leading scorers were responsible for 70 of 72 points while the rest of the team had two points on 1-for-9 shooting. Nouhoum Bocoum and Frederic Dure gave the Red Wolves a lift against Little Rock, combining for 21 points on 8-of-15 (53 percent) shooting. Against the Trojans, A-State scored 76 points with the four leading scorers combining for 55 of those 76 points.

➤ Against UT Arlington, the four leading scorers had 57 of the 64 points. Outside of 16-of-36 shooting (44 percent) by Carter and Livingston, the rest of the team was 6-of-30 (20 percent) from the field. At Texas State on Saturday, the four players had 64 of 68 points on 21-of-42 (50 percent) shooting while the rest of the team had four points on 1-of-9 (11 percent) shooting. Thursday, Donte Thomas missed the game and the remaining trio scored 50 of 75 points. Dure, Waters, Davis and Bocoum chipped in with a combined 25 points.

### SUN BELT CONFERENCE COMPOSITE SCHEDULE

	APP	A-STATE	GASO	GSU	LR	ULL	ULM	USA	UTA	TXST	TROY
APP	----	<b>72-86, L</b> Mar. 5	101-100, W <b>Feb. 25</b>	67-76, L <b>Feb. 27</b>	<b>81-55, W</b> Mar. 3	<b>79-58, W</b> Feb. 4	<b>72-56, W</b> Feb. 6	Jan. 30 Feb. 18	71-67, W <b>Feb. 13</b>	56-76, L <b>Feb. 11</b>	<b>71-75, L</b> Feb. 20
A-STATE	86-72, W Mar. 5	----	Jan. 30 <b>Feb. 18</b>	69-75 <sup>OT</sup> , L <b>Feb. 20</b>	73-76, L <b>Mar. 1</b>	69-71, L <b>Feb. 11</b>	65-68 <sup>OT</sup> , L <b>Feb. 13</b>	<b>67-89, L</b> Feb. 4	<b>94-61, W</b> Feb. 27	<b>78-68, W</b> Feb. 25	<b>81-84, L</b> Feb. 6
GASO	<b>100-101, L</b> Feb. 25	Jan. 30 Feb. 18	----	<b>69-66<sup>OT</sup>, W</b> Feb. 23	<b>80-67, W</b> Feb. 20	74-65, W <b>Mar. 5</b>	51-66, L <b>Mar. 3</b>	64-58, W <b>Feb. 13</b>	<b>92-72, W</b> Feb. 4	<b>80-66, W</b> Feb. 6	88-93, L <b>Feb. 11</b>
GSU	<b>76-67, W</b> Feb. 27	<b>75-69<sup>OT</sup>, W</b> Feb. 20	66-69 <sup>OT</sup> , L <b>Feb. 23</b>	----	Jan. 30 Feb. 18	87-54, W <b>Mar. 3</b>	51-65, L <b>Mar. 5</b>	55-70, L <b>Feb. 11</b>	<b>85-70, W</b> Feb. 6	<b>46-58, L</b> Feb. 4	68-72, L <b>Feb. 13</b>
LR	55-81, L <b>Mar. 3</b>	<b>76-73, W</b> Mar. 1	67-80, L <b>Feb. 20</b>	Jan. 30 <b>Feb. 18</b>	----	57-77, L <b>Feb. 13</b>	57-58 <sup>OT</sup> , L <b>Feb. 11</b>	60-69, L Feb. 6	<b>62-68, L</b> Feb. 25	<b>74-77<sup>OT</sup>, L</b> Feb. 27	<b>61-67, L</b> Feb. 4
ULL	58-79, W Feb. 4	<b>71-69, W</b> Feb. 11	<b>65-74, L</b> Mar. 5	<b>54-87, L</b> Mar. 3	<b>77-57, W</b> Feb. 13	----	<b>81-70, W</b> Feb. 2	82-92, L <b>Feb. 27</b>	Jan. 30 <b>Feb. 18</b>	54-80, L <b>Feb. 20</b>	65-88, L <b>Feb. 25</b>
ULM	56-72, L Feb. 6	<b>68-65<sup>OT</sup>, W</b> Feb. 13	<b>66-51, W</b> Mar. 3	<b>65-51, W</b> Mar. 5	<b>58-57<sup>OT</sup>, W</b> Feb. 11	70-81, L <b>Feb. 2</b>	----	68-100, L <b>Feb. 25</b>	88-99, L <b>Feb. 20</b>	Jan. 30 <b>Feb. 18</b>	74-85, L <b>Feb. 27</b>
USA	Jan. 30 <b>Feb. 18</b>	89-67, W Feb. 4	<b>58-64, L</b> Feb. 13	<b>70-55, W</b> Feb. 11	69-60, W <b>Feb. 6</b>	<b>92-82, W</b> Feb. 27	<b>100-68, W</b> Feb. 25	----	85-88 <sup>OT</sup> , L <b>Mar. 3</b>	78-67, W <b>Mar. 5</b>	Jan. 26 <b>Feb. 16</b>
UTA	<b>67-71, L</b> Feb. 13	64-91, L <b>Feb. 27</b>	72-92, L <b>Feb. 4</b>	70-85, L <b>Feb. 6</b>	68-62, W <b>Feb. 25</b>	Jan. 30 <b>Feb. 18</b>	<b>99-88, W</b> Feb. 20	<b>88-85<sup>OT</sup>, W</b> Mar. 3	----	Feb. 9 <b>Mar. 1</b>	<b>63-90, L</b> Mar. 5
TXST	<b>76-56, W</b> Feb. 11	68-78, L <b>Feb. 25</b>	66-80, L <b>Feb. 6</b>	58-46, W <b>Feb. 4</b>	77-74 <sup>OT</sup> , W <b>Feb. 27</b>	<b>80-54, W</b> Feb. 20	Jan. 30 Feb. 18	<b>67-78, L</b> Mar. 5	Feb. 9 <b>Mar. 1</b>	----	Jan. 16 <b>Mar. 3</b>
TROY	75-71, W <b>Feb. 20</b>	84-81, W <b>Feb. 6</b>	<b>93-88, W</b> Feb. 11	<b>72-68, W</b> Feb. 13	67-61, W <b>Feb. 4</b>	<b>88-65, W</b> Feb. 25	<b>85-74, W</b> Feb. 27	Jan. 26 <b>Feb. 16</b>	90-63, W <b>Mar. 5</b>	Jan. 16 <b>Mar. 3</b>	----

BOLD in each cell indicates home game for team in column header.

APP - Appalachian State; A-State - Arkansas State; GASO - Georgia Southern; GSU - Georgia State; LR - Little Rock; ULL - Louisiana; USA - South Alabama; UTA - UT Arlington; TXST - Texas State

**MEDIA RELATIONS**

ARKANSAS STATE UNIVERSITY  
 P.O. Box 1000  
 State University, AR 72467  
 Telephone - (870) 972-2541  
 Fax - (870)-972-3367  
 Press Row - (870) 972-2541  
 Athletics Website - AStateRedWolves.com

**MBB Contact - Mark Taylor**

Assistant Athletics Media Relations Director  
 Office - (870) 972-3547  
 Cell - (870) 219-5705  
 martaylor@astate.edu

**Jerry Scott**

Assistant AD/Media Relations Director  
 (870) 972-3405 | jscott@astate.edu

**Chris Graddy**

Assistant Media Relations Director  
 (870) 972-2707 | cgraddy@astate.edu

**Dennen Cuthbertson**

Assistant Media Relations Director  
 (870) 972-2428 | mcuthbertson@astate.edu

**CREDENTIALS**

Working press credentials can be requested by contacting Mark Taylor at (870) 972-3547 or via email at martaylor@astate.edu. Full season and single-game credentials will be mailed whenever possible. If not, credentials will be left at the Media Will Call table located on the lower level to the left of the green entrance of the A-State Convocation Center.

**MEDIA ROOM**

Enter the media room from the lower level, beneath the blue portal. Please do not attempt to access the media room from the entrance beneath the yellow portal. Game notes, flipcards and refreshments will be provided to credentialed media.

**POST-GAME INTERVIEWS**

The A-State locker room is closed to all media members. Head Coach John Brady and requested assistant coaches and players will be available for interviews following a brief cooling off period. At A-State's home games, all post-game coach and player interviews will be in the media room.

**PRACTICE COVERAGE**

A-State men's basketball practices are closed to the media with the exception of the last 10 minutes of practice. Players and coaches are available for interviews for following practice. Please contact Mark Taylor in the A-State Athletics Media Relations office prior to practice to arrange interviews. Please be respectful during practice, no food or loud conversation and silence your cell phones.

**BASKETBALL GAME NOTES/RELEASES**

All Red Wolves men's basketball notes can be obtained as a PDF document via the A-State Athletics official website at AStateRedWolves.com. To be added to the email broadcast for men's basketball releases, contact Mark Taylor in the A-State Athletics Media Relations office at martaylor@astate.edu. Game notes will be made available at least 24 hours prior to the next scheduled A-State men's basketball game and a post-game recap will be distributed within two hours following a game's conclusion.

**DOUBLE UP**

- **Anthony Livingston** posted his 25th career double-double Thursday with 22 points and 12 rebounds against Georgia State. The double-double was his 18th against Sun Belt foes and second against the Panthers. Livingston has a double-double against each Sun Belt opponent, except for ULM. The Warhawks held Livingston to eight points and six rebounds Jan. 7.
- With 25 career double-doubles, Livingston ranks 13th among active NCAA Division I players. **Shawn Long** (Louisiana) leads the nation with 64 double-doubles in his career. Livingston is tied with Pascal Siakam (New Mexico State) for most double-doubles (25) among active players in their second season at the NCAA Division I level.
- With 12 rebounds against Georgia State, Livingston ranks tied for fourth among NCAA active career leaders in rebound average at 9.8 per game. Livingston has 479 rebounds in his career that spans 49 games. He needs 21 rebounds to become the 24th member of the 500 rebound club in A-State program history.

**HISTORY MADE**

- A-State junior guard **Donte Thomas**, the Sun Belt Conference Student-Athlete of the Week on Jan. 4, posted the third triple-double in program history with 14 points, 11 rebounds and 10 assists in the 89-67 win at South Alabama. The triple-double was the first by an A-State player since Dereke Tipler had 14 points, 13 assists and 12 rebounds in 27 minutes off the bench versus Troy on Feb. 1, 2006.
- Thomas followed up his triple-double with 12 points, nine rebounds and seven assists in the win against ULM. Tipler followed his triple-double against Troy with 13 points, five rebounds and four assists against South Alabama. Jason Jennings, who had a triple-double of 31 points, 11 blocks and 10 rebounds against Morris Brown, missed the next game due to illness.
- Thomas' triple-double was the first in a Sun Belt Conference game since current Orlando Magic guard Elfrid Payton (Louisiana) had 34 points, 11 assists and 11 rebounds at ULM on January 4, 2014. The triple-double was just the fifth, including Tipler's at Troy, since 1998-99 by a Sun Belt Conference player in a league game.
- As of January 21, there have been 18 triple-doubles this season at the NCAA Division I level. Kyle Collinsworth (BYU) has four, Denzel Valentine (Michigan State) two and 12 players have one.

**BUT WAIT, THERE'S MORE**

- With his triple-double at South Alabama, it's easy to overlook Thomas' performance at Troy. In that game, he posted 20 points and 10 rebounds for his first career double-double consisting of points and assists.
- Thomas' double-double at Troy marked the first time since Tipler's triple-double (vs Troy) that a player had logged both double-digit points and assists, a span of 301 games. In that span, only four times did an A-State player log 10 or more assists in a game.
- Taking into account his double-double at Troy and triple-double at South Alabama, Thomas is the first at A-State since Chico Fletcher to post back-to-back games with double-digit points and assists. Fletcher, who finished with 893 assists in his career, last had back-to-back double-doubles in his junior season against New Orleans (14-10) and Louisiana Tech (18-10) as A-State marched to the NCAA Tournament in the 1998-99 season. That span stretched 452 games and in that time, only 14 times did a player log 10 or more assists and six of the 14 occasions were in Fletcher's senior season.

**AS CARTER GOES, SO GOES A-STATE**

- A-State had won six of the last eight games entering Monday's contest with Little Rock. In those eight outings, **Devin Carter** was 14-for-48 (29.2 percent) from the field and 6-for-23 (26.1 percent) in the first half compared to 29-of-54 (53.7 percent) from the floor and 13-of-32 (40.6 percent) in the second half.
- Carter was a perfect 5-for-5, including 3-for-3 from 3-point range, in the first half against Little Rock. With that effort he made more field goals and three pointers in the first half than any game in that stretch, but he was an uncharacteristic 2-for-6, including 0-for-3 from beyond the arc, in the second half.
- A-State has won eight of the last 12 games and Carter is 26-of-69 (37.7 percent) from the field and 12-of-35 (34.3 percent) from 3-point range in the first half. In the second half, Carter is 44-for-88 (50.0 percent) from the field and 20-of-52 (38.5 percent) from long range in those games.
- In the 12-game stretch, Carter has two 5-for-5 perfect shooting halves. The first occurred in the second half at South Alabama in which A-State outscored the Jaguars 54-34 by shooting 70.4 percent (19-for-27). The second happened Jan. 18 in the first half in which he shot 5-for-5 against Little Rock and A-State took a 48-30 halftime lead by shooting 62.1 percent (18-for-29) from the field.

**ODDS ARE**

- If the Red Wolves score 70 or more points, A-State is 77-32 (.706) under head coach John Brady. This season, the Red Wolves are 8-7 when scoring 70 or more points.
- On the flip side, A-State is 79-27 (.745) when opponents score 65 or fewer points in Brady's tenure (since 2008). This season, A-State has held only Lyon (37) and ULM (65) to 65 or fewer points. The Red Wolves have held nine opponents to 73 or fewer points and are 9-0 in those games.



### HOW TO FOLLOW

Fans can follow the Red Wolves via social media, the Red Wolves Digital Network and the radio home of A-State Men's Basketball, the EAB/Red Wolves Sports Network.

**Twitter:** @AStateMB  
**Facebook:** /Arkansas State Men's Basketball  
**Instagram:** @AStateMB

The **Red Wolves Digital Network** provides live video and live audio links for all A-State men's basketball games. Live video will be available for the first seven home games while live audio is available for all 31 games. A subscription is required to access and more information on available plans can be found at [www.astateredwolves.com](http://www.astateredwolves.com)

The **EAB/Red Wolves Sports Network** flagship station is 107.9 FM KFIN in Jonesboro. Matt Stolz brings the play-by-play action. Below are the EAB/Red Wolves Sports Network Affiliates for the 2015-16 season.

- 107.9 KFIN (Flagship) | Jonesboro
- KASR 92.7 FM | Conway/Little Rock
- KTRQ Oldies 102.3 FM | Colt/Memphis
- KWAK 105.5 FM | Stuttgart
- KCCT "Classic Hits" 101.7 FM | Mountain Home
- KWYN 1440 AM | Wynne
- KWYN 102.9 FM | Wynne
- KRLW 1320 AM | Walnut Ridge/Pocahontas
- KRLW 103.1 FM | Walnut Ridge/Pocahontas
- KQEW 102.3 FM | Fordyce
- KOOU 104.7 FM | Hardy
- KOTN 102.5 FM | Gould/Monticello
- KCAB 980 AM | Dardanelle/Russellville
- KCAB 97.1 FM | Dardanelle/Russellville

### LIVE WITH THE RED WOLVES

"Live With The Red Wolves", the weekly coaches show began Monday and continues throughout the season. Select Monday nights, when no games conflict, A-State head coach John Brady and women's head coach Brian Boyer will be at Upper Crust Pizza (3120 Shelby Drive) for the show from 7-8. The show airs live on KFIN 107.9 FM and select affiliates.

### Dates for "Live With The Red Wolves"

- Jan. 4
- JS Ean. 11
- Jan. 25
- Feb. 1
- Feb. 8
- Feb. 15
- Feb. 22
- March 7

### THE CHARITY STRIPE GIVETH

- > This season, A-State has seen a sharp contrast in free throw attempts in home games against road games. At the Convocation Center, the Red Wolves have earned an average of 30 free throws a game (212-299) while on the road, A-State is getting to the charity stripe just 19 times per game (141-of-189).
- > A-State opponents have shot 154-of-235 (25 FTA per game) at the Convocation Center, but the Red Wolves' hosts have gone to the line an average of 30 times a game (216-303). SIU-Edwardsville, Oregon and Troy have each attempted 40 free throws in road games for A-State while only Missouri and South Alabama attempted fewer free throw attempts than A-State. The Red Wolves have been outscored 216-141 at the free throw line in road games, a difference of 7.5 points per game, but have outscored opponents 212-154 (5.8 PPG) at the line in home games. In comparison to last year, A-State earned 19.7 free throw attempts per game in 14 home games (201-276) while attempting 16.9 free throws in 15 road games (173-254).
- > The Red Wolves have taken advantage of the attempts, rather it be home or away, shooting 72.3 percent at the line. A-State is shooting 70.9 percent at home and 74.6 percent in road games. On the season, A-State averages 24 free throw attempts which is on pace (756) to approach the school record of 771 in 1971-72. The Red Wolves make 18 free throws a game and are on pace for 547 which would be nine shy of the single season record of 556 set in 2013-14.

FREE THROW COMPARISON			
A-State		Opponent	
353-488	Season	370-538	
212-299	Home	154-235	
141-189	Road	216-303	

### THREE POINT SHOOTING WOES

- > A-State ranks 10th in the Sun Belt in 3-point field goal percentage in league games this season, shooting just 30.3 percent (50-165) from long range. Defensively, the Red Wolves are 10th, allowing opponents to shoot 39.0 percent (83-213) from beyond the arc.
- > Devin Carter ranks 10th in league games, shooting 42.4 (28-66) percent from 3-point range, but the rest of the team has gone a combined 22-of-99 (22.2 percent) from behind the 3-point line.
- > In league play, the Red Wolves have been outscored by an average of 11 points a game by their opponents 3-point shooting. Appalachian State (36-6), UT Arlington (45-21) and Texas State (27-21) combined to out-score A-State 108-48 in it's three league losses. The Mountaineers finished 12-for-30 (40 percent) from 3-point range while UT Arlington was 15-for-36 (41.7 percent) and Texas State was 60 percent (9-15).

### TOUGH CONFERENCE SCHEDULING

- > The Sun Belt Conference returned to travel partners this year and Appalachian State is the lone team without a travel mate. The Mountaineers face 10 opponents coming off a bye date, but the combined days between games opponents have preparing for Appalachian State are less than what A-State faces this season.
- > A-State faces four opponents this season coming off one of their two bye dates on the league schedule in addition to UT Arlington with a two-day leg up. ULM (6), Little Rock (3), Georgia State (6), Louisiana (6) and UT Arlington (2) have a total of 23 days in preparing for A-State while Appalachian State's 10 opponents coming off a bye date total 21 days. ULM has three consecutive Thursday opponents in February coming off a Saturday bye date.

### SEEING TOUGH DEFENSES

- > The matchup against Georgia State ended a stretch of four-straight games against the top four scoring defenses in the Sun Belt Conference. The Red Wolves went 2-2 during that stretch while scoring 70.8 points per game on 40.9 percent shooting from the floor and 33.3 percent 3-point shooting.
- > The stretch began with A-State facing the top-ranked scoring defense in the nation when Little Rock played at the Convocation Center on Jan. 18. The Trojans also had the nationally-ranked No. 2 field-goal percentage defense. UT Arlington, Texas State and Georgia State continue to make up the top four scoring defenses.

### COMING UP

#### JANUARY- FEBRUARY

■ - HOME

■ - AWAY

SUN	MON	TUE	WED	THU	FRI	SAT
17	18 Little Rock* 76-73, W ESPN3	19	20	21 at UTA* 64-91, L	22	23 at TX State* 68-78, L
24	25 Live With The Red Wolves	26	27	28 Georgia St.* 75-69 OT, W ESPN3	29	30 Georgia So.* 7:00 PM ESPN3
31	1 Live With The Red Wolves	2	3	4 South Ala.* 7:30 PM ESPN3	5	6 Troy* 7:00 PM ESPN3
7	8 Live With The Red Wolves	9	10	11 at ULL* 7:15 PM	12	13 at ULM* 4:00 PM



STATEMENT ON FUTURE OF HEAD COACH JOHN BRADY

Following the Red Wolves 81-37 win over Lyon College on Nov. 16, A-State head basketball coach John Brady announced that he will resign his position at the conclusion of the season.

“Over the last two or three days, I’ve thought long and hard about what I really want to do,” said Brady.

“I’ve talked to some close friends of mine in the coaching business and some not in the coaching business. I met with (athletics director) Terry Mohajir, who is a great AD – a good guy, a caring guy – today for an hour. I told him where I was, and that regardless of how well we do this is my last year here. I told the players after the game, and I’ve told my coaches.”

“I’ve made some good friends here,” Brady said. “My time here has been fun and it has been good, but this is going to be my last year here regardless of how well our team does – and I think it has an opportunity to do well. I think we have a collection of good players. Terry was supportive of that. I wanted to get it out in the open. I’m not one who can live with misconception or misunderstanding. Terry has been good to me – we’ve had good conversations. I like our players – there’s not a bad guy in there. Sometimes we need to work on some things, but that’s with every team.”

“We’ll see what happens. I think we still need some work, but I think our players understand it. We will continue business as usual. This is just something that it’s where I am at in this point of my career and my life. This is isn’t something I’m going to watch go by. That’s not me. I’m going to coach them, and I’m going to do whatever I think is necessary based on the experience I can draw from to make this team the best it can be.”

Brady is in his eighth season as the Red Wolves’ head men’s basketball coach and is tied for the fourth most wins in school history with 111 to his credit.

“John alerted me today of his intentions to resign at the end of the season, at which time we had a conversation regarding his decision,” said A-State Director of Athletics Terry Mohajir. “I have a great deal of respect for John as a person and coach, and we appreciate his desire to finish the rest of the season as our head coach. We will support him, his coaching staff and our players as they pursue a Sun Belt Conference championship this season.

“Coach Brady has had a great coaching career, including guiding Arkansas State to two Sun Belt Conference West Division championships. We wish him only the best the rest of this season and beyond.”

HOME COOKIN’

- > A-State is in its 29th season with the Convocation Center as the home floor, sporting a record of 283-111 (.718) at the arena. Since the 2010-11 season, the Red Wolves are 60-22 (.741) on the hardwood at the Convocation Center.
> The Red Wolves are 90-35 (.720) at the Convocation Center in January home games. A-State is 26-12 under head coach John Brady in January home contests. This year, A-State plays six home games in the month of January for just the third time since the Convocation Center opened. The previous two seasons, A-State posted a 5-1 record in 2013 and a 5-1 mark in 2005.

6-3 START IN CONFERENCE PLAY

- > A-State enters Saturday’s game with a 6-3 record in league play. The Red Wolves have six or more wins in the first nine games of SBC play for the seventh time. There have been four 7-2 starts (1991-92, 1997-98, 2000-01, 2009-10) and three 6-3 starts (2006-07, 2012-13, 2015-16).
> With Thursday’s win, A-State matched its win total in league play from a year ago. Last year, the Red Wolves finished 6-14 in league play. A win Saturday would match the season win total from a year ago (11-18).

BLOCK PARTY

- > A-State has 92 blocks and is on pace for 143 this season. Should A-State reach 143 blocks, the single-season total would rank second all-time at A-State behind the 166 posted in the 2001-02 season.
> The last time an A-State team had 120 or more blocks in a season was the 2009-10 team that had 129 blocks in 31 games. The 92 blocks lead the Sun Belt Conference and ranks 69th nationally.

NEW RULES HELPING?

- > The NCAA rolled out several rule changes ahead of the 2015-16 season in an effort to increase points and efficiency. Below is a look at key stats in a game-by-game format compared to last season.
> Last season, games averaged a combined 33.8 fouls in a game for an average of 38.4 free throw attempts. This season, there has been an average of 42.2 fouls per game resulting in an average of 51.3 free throw attempts between the two teams.
> With the reduction of the shot clock from 35 seconds to 30 seconds, field goal attempts are on the rise. This year, games have seen an average of 125 field goal attempts between the two teams whereas last year the average was 114.

KEY STATS CHARTING NCAA RULE CHANGES

Table with 8 columns: Season, PPG, FGA, Fouls, FTA for A-State and Opponents. Rows for seasons 2012-13 through 2015-16.

DEFYING THE ODDS

- > In an oddity among college basketball teams, A-State features five players who shoot with their left hand. Among a survey sent to collegiate sport information directors, responses showed that A-State and Oakland University (Michigan) have the most left-handed shooters with five. Three teams (Canisius, East Carolina and Texas Rio Grande Valley) each have four players than shoot left handed.
> The left-handed shooters are junior Anthony Livingston, senior Frederic Dure, redshirt-junior Devin Carter, redshirt-freshman Connor Kern and freshman Christian Davis.
> Only 5-10 percent of the world’s population is left-handed yet, 46 percent (5 of 11) of the 2015-16 A-State roster shoots left handed.

Most Left-Handed Shooters

Table with 2 columns: Team, No. Rows for Arkansas State (5), Oakland (5), Canisius (4), East Carolina (4), UT Rio Grande Valley (4).



CLOSER LOOK

YEAR-BY-YEAR

Table with columns: School, Season, Overall, Conference. Rows include Samford (1991-92 to 1996-97), LSU (1997-98 to 2007-08), A-State (2008-09 to 2015-16), and Career totals.

RECORD BREAKDOWN AT A-STATE

Table with columns: Month, Overall, Home, Away, Neutral. Rows include months from November to March and a Totals row.

HEAD COACH JOHN BRADY



HEAD COACH JOHN BRADY

25th Year Overall: 401-334 (.546)
8th Year at A-State: 120-119 (.502)

100-victory milestone as the head coach at A-State with a 69-47 win at in-state foe Central Arkansas on Dec. 1, 2014. Brady guided A-State to a sixth-straight season with at least one player on the Sun Belt Conference All-Conference team with second team selection Anthony Livingston.

The 2012-13 and 2013-14 seasons illustrated Brady's success as A-State compiled back-to-back 19-win seasons to represent the Red Wolves' most single-season victories since the 1997-98 campaign. The 2012-13 team posted a 19-12 overall mark and claimed a Sun Belt Conference (SBC) West Division Championship title while the 2013-14 squad registered a 19-13 overall record.

Brady wasted little time making a positive impact on the A-State program as in his initial three years at the helm, he turned the Red Wolves into a success story on the court by capturing a share of the Sun Belt Conference's Western Division Championship title in 2010-11 along with compiling double-digit SBC wins back-to-back for the first time in nearly 20 years and going undefeated at home with a 13-0 record.

A-State concluded 2009-10 sporting an 11-7 SBC record, which signified its best conference mark since the 2006-07 campaign when the Red Wolves achieved an identical league ledger. A-State's 11 wins represented the seventh time in which the Red Wolves compiled a double-digit league victories total since joining the Sun Belt Conference. A-State duplicated its SBC wins total in the 2010-11 season by finishing with an 11-5 conference record.

Prior to Arkansas State, Brady spent 10-plus seasons serving as head coach at Louisiana State University (LSU). During his career at LSU, Brady guided the Tigers to six postseason berths, two Southeastern Conference (SEC) Championship crowns and three SEC Western Division titles. With his success, Brady was tabbed as the SEC Coach of the Year twice (1999-00 and 2005-06).

Brady's 16-year tenure as a head coach at LSU and at Samford in Birmingham, Alabama, has been decorated with numerous achievements. He has coached a combined 25 All-Trans America Athletic Conference (TAAC) and Southeastern Conference (SEC) selections, 48 academic all-conference choices, posted 11 winning seasons and collected five division championships. Brady piled up the third most wins in LSU men's basketball history with 192 total and departed Samford following the 1996-97 season as the Bulldog's all-time leader in coaching victories (89).

At LSU, Brady quickly turned around a men's basketball program that had suffered four consecutive losing seasons prior to his arrival. Under Brady's direction, the Tigers would go onto register six consecutive winning seasons from 2001-02 to 2006-07 while making three trips to the NCAA Tournament and two National Invitational Tournament (NIT) appearances. The 2005-06 campaign saw LSU post a 27-9 overall record and advance to the Final Four for the first time in 20 years.

Brady orchestrated a 19-game home winning streak over SEC opponents, which marked the third-longest stretch in LSU history.

While at LSU, Brady coached two NBA Lottery picks and six NBA players. The Tigers excelled in recruiting under Brady by signing nine Parade All-Americans and four McDonald All-Americans. Brady also coached three SEC Players of the Year, four players named SEC Freshman of the Year, one SEC Scholar-Athlete of the Year, and 17 All-SEC selections.

A native of McComb, Miss., Brady earned his bachelor's degree from Belhaven College in 1976. A three-year starter at BC, he scored over 1,000 career points. Brady, a two-time All-Southern States Conference selection, was inducted into his alma mater's Hall of Fame.

BRADY VS ALL OPPONENTS ( AT A-STATE )

Table listing opponents and records for Alabama State, Appalachian State, Arkansas-Monticello, etc., up to Savannah State.



STAT CHECK

A-STATE'S RECORD WHEN ... OVR SBC

Table with 3 columns: Record Description, Overall (OVR), and Southern Conference (SBC). Rows include 'At Home', 'On Road', 'Leading at halftime', 'Trailing at halftime', 'Tied at halftime', 'Shoot higher FG% than opp.', 'Shoot lower FG% than opp.', 'Shoot equal FG% with opp.', 'Shoot 40% or better', 'Shoot lower than 40%', 'Opp. shoot 40% or better', 'Opp. shoot lower than 40%', 'Shoot higher 3FG% than opp.', 'Shoot lower 3FG% than opp.', 'Shoot equal 3FG% with opp.', 'Shoot 35% or better from 3', 'Shoot lower than 35% from 3', 'Opp. shoot 35% or better from 3', 'Opp. shoot lower than 35% from 3', 'Score fewer than 60 pts', 'Score 60-69 pts', 'Score 70-79 pts', 'Score 80 or more pts', 'Opp. score fewer than 60 pts', 'Opp. score 60-69 pts', 'Opp. score 70-79 pts', 'Opp. score 80 or more pts', 'Games decided by 6 or fewer pts', 'Overtime games', 'More FT attempts than opp.', 'Fewer FT attempts than opp.', '30-plus FT attempts', 'More rebounds than opp.', 'Fewer rebounds than opp.', 'Equal rebounds with opp.', 'More than 40 rebounds', 'Less than 40 rebounds', 'Fewer turnovers than opp.', 'More turnovers than opp.', 'Equal turnovers with opp.', '10 or more assists', '7 or more steals', '5 or more blocks', 'More points in the paint', 'Fewer points in the paint', 'Equal points in the paint', 'More 2nd chance points', 'Fewer 2nd chance points', 'Equal 2nd chance points', 'More bench points', 'Fewer bench points', 'Equal bench points', 'November', 'December', 'January', 'February', 'March', 'Monday', 'Tuesday', 'Wednesday', 'Thursday', 'Friday', 'Saturday', 'Sunday'.

SUPERLATIVES

2015-16 Season Margin of Victory/Defeat

Table showing Margin of Victory/Defeat for 2015-16 season. Columns: Margin (1-35+), Victory, Defeat.

Under Head Coach John Brady (Since 2008-09)

Table showing Margin of Victory/Defeat under Coach John Brady. Columns: Margin (1-35+), Victory, Defeat.

Most First Half Points

Table for Most First Half Points: A-State (55 vs UAM | 12-12-2015), Opponent (48 2x, by Missouri | 12-1-2015).

Most Second Half Points

Table for Most Second Half Points: A-State (54 at South Ala. | 1-2-2016), Opponent (53 by Oregon | 11-25-2015).

Fewest First Half Points

Table for Fewest First Half Points: A-State (19 vs Georgia State | 1-28-2016), Opponent (17 by Lyon | 11-16-2015).

Fewest Second Half Points

Table for Fewest Second Half Points: A-State (28 vs Little Rock | 1-18-2016), Opponent (20 by Lyon | 11-16-2015).

Largest Halftime Lead

Table for Largest Halftime Lead: A-State (20 vs UAM | 12-12-2015), Opponent (19 by UT Arlington | 1-21-2016).

Largest Margin of Victory

Table for Largest Margin of Victory: A-State (41 vs Lyon | 11-25-2015), Opponent (27 by UT Arlington | 1-21-2016).

PLAYER MILESTONES

Points Leader table: SEA CAR, Anthony Livingston (9, 25), Devin Carter (8, 8), Donte Thomas (4, 4), Sean Gardner (3, 8), Nouhoum Bocoum (2, 3), Frederic Dure (-, 1).

10+ Points table: SEA CAR, Devin Carter (16, 16), Anthony Livingston (15, 41), Donte Thomas (12, 12), Sean Gardner (10, 25), Nouhoum Bocoum (5, 13), Frederic Dure (2, 5), Charles Waters (1, 1).

3-Point Plays table: SEA CAR, Anthony Livingston (6, 13), Donte Thomas (6, 6), Devin Carter (5, 5), Nouhoum Bocoum (3, 6), Sean Gardner (3, 4), Charles Waters (1, 2), Frederic Dure (1, 1).

Rebounds Leader table: SEA CAR, Anthony Livingston (13, 35), Donte Thomas (5, 5), Nouhoum Bocoum (1, 4), Charles Waters (1, 1), Devin Carter (1, 1), Sean Gardner (-, 1), Frederic Dure (-, 1).

20+ Points table: SEA CAR, Devin Carter (10, 10), Anthony Livingston (8, 18), Donte Thomas (3, 3), Sean Gardner (2, 7), Frederic Dure (-, 2).

4-Point Plays table: SEA CAR, Devin Carter (1, 1), Sean Gardner (-, 1).

Assists Leader table: SEA CAR, Donte Thomas (17, 17), Sean Gardner (2, 3), Devin Carter (2, 2), Frederic Dure (1, 2), Anthony Livingston (-, 2).

10+ Rebounds table: SEA CAR, Anthony Livingston (11, 26), Donte Thomas (3, 3), Devin Carter (2, 2), Charles Waters (1, 1), Nouhoum Bocoum (-, 2).

Triple-Doubles table: SEA CAR, Donte Thomas (1, 1).

Double-Doubles table: SEA CAR, Anthony Livingston (8, 24), Donte Thomas (4, 4), Devin Carter (1, 1), Charles Waters (1, 1), Nouhoum Bocoum (-, 2).

SEA - Season CAR - Career Game leaders includes ties

15+ Rebounds table: SEA CAR, Anthony Livingston (1, 6).

10+ Assists table: SEA CAR, Donte Thomas (3, 3).

Dunks table: SEA CAR, Charles Waters (7, 20), Donte Thomas (4, 4), Nouhoum Bocoum (2, 2), Anthony Livingston (1, 2), Sean Gardner (-, 4).



THE LAST TIME



A TEAM SCORED 100+ POINTS IN A GAME

A-State ..... 104 vs UAM (W, 104-71) | 12-12-15
Opponent ..... 114 by Little Rock (W, 116-114 4 OT) | 3-14-14

A TEAM SCORED 50 OR FEWER POINTS IN A GAME

A-State ..... 43 at Georgia State (L, 43-74) | 1-31-15
Opponent ..... 37 by Lyon (W, 81-37) | 11-16-15

A TEAM SCORED 90+ POINTS IN CONVOCATION CENTER

A-State ..... 104 vs UAM (W, 104-71) | 12-12-15
Opponent ..... 98 by Troy (L, 84-98) | 2-1-14

A TEAM SCORED 60 OR FEWER POINTS IN CONVOCATION CENTER

A-State ..... 57 vs Louisiana (L, 57-81) | 3-7-15
Opponent ..... 37 by Lyon (W, 81-37) | 11-16-15

A TEAM SCORED 90 POINTS IN A LOSS

A-State ..... 93 at Jacksonville (L, 93-101) | 1-22-96
Opponent ..... 114 by Little Rock (W, 116-114 4OT) | 3-14-14

A TEAM SCORED 60 OR FEWER POINTS IN A VICTORY

A-State ..... 59 at Appalachian State (W, 59-50) | 1-15-15
Opponent ..... 60 by Georgia State (L, 54-60) | 1-19-15

A TEAM HAD 5+ PLAYERS SCORED IN DOUBLE FIGURES

A-State .. Livingston (22), Carter (20), Thomas (14), Gardner (12), Bocoum (10)
..... at South Alabama (89-67, W) | 1-2-16
Opponent ..... Eubanks (23), Neal (19), Jones (14), Wilson (13), Bilbao (11)
..... by UT Arlington (L, 64-91) | 1-21-16

A TEAM WON A GAME BY 25+ POINTS

A-State ..... 33 vs UAM (W, 104-71) | 12-12-15
Opponent ..... 27 by UT Arlington (L, 64-91) | 1-21-16

A TEAM WON A GAME BY 50+ POINTS

A-State ..... 81 vs Central Baptist (W, 120-39) | 12-28-10
Opponent ..... 52 by Saint Louis (L, 38-90) | 1947

A TEAM WON AN OVERTIME GAME

A-State ..... 75-69 vs Georgia State | 1-28-16
Opponent ..... 76-79 vs Georgia State | 3-4-14

A TEAM WON A 2+ OVERTIME GAME

A-State ..... 116-114 (4OT) | 3-14-14
Opponent ..... 77-82 (2OT) at Western Kentucky | 1-18-14

A TEAM SHOT 60% FG IN A GAME

A-State ..... 60.0% (27-45) at ULM | 2-16-13
Opponent ..... 62.5% (35-56) by Lamar | 11-30-13

A TEAM SHOT 30% OR WORSE FG IN A GAME

A-State ..... 20.4% (10-49) at Georgia State | 1-31-15
Opponent ..... 25.0% (13-52) by Lyon (W, 81-37) | 11-16-15

A TEAM MADE 12+ 3-POINT FG IN A GAME

A-State ..... 13 vs Belhaven | 12-6-14
Opponent ..... 15 by UT Arlington | 1-21-16

A TEAM DID NOT MAKE A 3-POINT FG IN A GAME

A-State ..... vs North Texas (0-8) | 2-24-11
Opponent ..... by Florida Atlantic (0-10) | 1-26-13

A TEAM SHOT 60% 3-POINT FG IN A GAME (Min 10 Att)

A-State ..... 63.6% (14-22) at Texas State | 1-4-14
Opponent ..... 60.0 (9-15) by Texas State | 1-23-16

A TEAM MADE 30+ FREE THROWS IN A GAME

A-State ..... 31 (31-40) vs UAM | 12-12-15
Opponent ..... 30 (30-40) by SIUE | 11-13-15

A TEAM MADE 5 OR FEWER FREE THROWS IN A GAME

A-State ..... 4 (4-6) vs Toledo | 12-17-13
Opponent ..... 5 (5-6) by ULM | 2-21-15

A TEAM ATTEMPTED 40+ FREE THROWS IN A GAME

A-State ..... 40 vs UAM | 12-12-15
Opponent ..... 40 by Troy | 12-30-15

A TEAM SHOT 90% OR BETTER FREE THROWS IN A GAME

A-State ..... 100% (9-9) at Baylor | 11-27-15
Opponent ..... 90.5% (19-21) by Little Rock | 3-1-14

A TEAM SHOT 40% OR WORSE FREE THROWS IN A GAME

A-State ..... 33.3% (6-18) at Louisville | 11-22-11
Opponent ..... 37.5% (6-16) by ULM | 1-7-16

A TEAM HAD 20+ OFFENSIVE REBOUNDS IN A GAME

A-State ..... 21 vs Austin Peay | 12-16-12
Opponent ..... 22 by UT Martin | 12-18-15

A TEAM HAD 5 OR FEWER OFFENSIVE REBOUNDS IN A GAME

A-State ..... 5 vs Georgia Southern | 1-8-15
Opponent ..... 4 by Texas State | 2-28-15

A TEAM HAD 30+ DEFENSIVE REBOUNDS IN A GAME

A-State ..... 34 vs Georgia State | 1-28-16
Opponent ..... 30 by Georgia State | 1-28-16

A TEAM HAD 50+ TOTAL REBOUNDS IN A GAME

A-State ..... 52 vs Little Rock | 1-25-14
Opponent ..... 51 by UT Arlington | 1-21-16

A TEAM HAD 25 OR FEWER TOTAL REBOUNDS IN A GAME

A-State ..... 24 vs Troy | 2-5-15
Opponent ..... 24 by Belhaven | 12-6-14

A TEAM OUT-REBOUNDED ITS OPPONENT BY 15+

A-State ..... 23 (47-24) vs Belhaven | 12-6-14
Opponent ..... 16 (24-40) vs Troy | 2-5-15

A TEAM HAD 20+ ASSISTS IN A GAME

A-State ..... 20 at Troy | 12-30-15
Opponent ..... 20 by UT Arlington | 1-21-16

A TEAM HAD 7 OR FEWER ASSISTS IN A GAME

A-State ..... 7 at Texas State | 1-23-16
Opponent ..... 7 by Central Arkansas | 12-22-15

A TEAM COMMITTED 20+ TURNOVERS IN A GAME

A-State ..... 21 vs Georgia State | 1-28-16
Opponent ..... 22 by Lyon | 11-16-15

A TEAM COMMITTED 7 OR FEWER TURNOVERS IN A GAME

A-State ..... 7 vs UAM | 12-12-15
Opponent ..... 6 by Texas State | 1-23-16

A TEAM HAD 15+ STEALS IN A GAME

A-State ..... 19 vs Austin Peay | 12-16-12
Opponent ..... 15 by Nebraska | 12-14-13

A TEAM DID NOT HAVE A STEAL IN A GAME

A-State ..... vs Georgia State | 3-15-14
Opponent ..... by Florida Atlantic | 1-26-13

A TEAM HAD 8+ BLOCKS IN A GAME

A-State ..... 8 vs Jackson State | 11-22-15
Opponent ..... 8 by Baylor | 11-27-15

A TEAM DID NOT BLOCK A SHOT IN A GAME

A-State ..... vs UT Martin | 11-17-14
Opponent ..... by UAM | 12-12-15

A TEAM COMMITTED 30+ FOULS IN A GAME

A-State ..... 30 vs Little Rock | 3-2-13
Opponent ..... 32 by UAM | 12-12-15

A TEAM COMMITTED 10 OR FEWER FOULS IN A GAME

A-State ..... 7 vs ULM | 2-21-15
Opponent ..... 8 by Toledo | 12-17-13

A TEAM HAD TWO PLAYERS DISQUALIFIED

A-State ..... Sean Gardner and Devin Carter vs Little Rock | 1-18-16
Opponent ..... Sims, Arnick, Washington, Haywood by UAM | 12-12-15

A TEAM SCORED 50+ POINTS IN A HALF

A-State ..... 54 at South Alabama (2nd H) | 1-2-16
Opponent ..... 50 by UT Arlington (2nd H) | 1-21-16

A TEAM HAD 20 OR FEWER POINTS IN A HALF

A-State ..... 19 vs Georgia State (1st H) | 1-28-16
Opponent ..... 20 by Lyon (2nd H) | 11-16-15

A TEAM SHOT 60% OR BETTER FG IN A HALF

A-State ..... 62.1% (18-29) vs Little Rock (1st H) | 1-18-16
Opponent ..... 60.7% (17-28) by South Alabama (1st H) | 3-5-15

A TEAM SHOT 20% OR WORSE FG IN A HALF

A-State ..... 19.2% (5-26) at Georgia State (2nd H) | 1-31-15
Opponent ..... 18.2% (6-33) by Little Rock (2nd H) | 1-25-14



THE LAST TIME

A TEAM MADE 7+ 3-POINTERS IN A HALF

A-State ..... 7 (7-12) vs UT Arlington (1st H) | 2-26-15
Opponent ..... 9 (9-19) by UT Arlington (2nd H) | 1-21-16

A TEAM MADE 15+ FREE THROWS IN A HALF

A-State ..... 19 (19-20) vs UAM (1st H) | 12-12-15
Opponent ..... 15 (15-21) by Georgia State (2nd H) | 1-28-16

A TEAM DID NOT MAKE A FREE THROW IN A HALF

A-State ..... vs Western Kentucky (0-0, 1st H) | 1-18-14
Opponent ..... by ULM (0-0, 1st H) | 1-7-16

A TEAM DID NOT ATTEMPT A FREE THROW IN A HALF

A-State ..... vs Western Kentucky (0-0, 1st H) | 1-18-14
Opponent ..... by ULM (0-0, 1st H) | 1-7-16

A PLAYER SCORED 30+ POINTS IN A GAME

A-State ..... 34 by Devin Carter at UT Arlington | 1-21-16
Opponent ..... 31 by Frank Eaves (Appalachian State) | 1-16-16

A PLAYER SHOT 80% OR BETTER FG IN A GAME (Min 5 Att.)

A-State ..... 90.0% (9-10) by Frederic Dure vs ULM | 2-21-15
Opponent ..... 83.3% (5-6) by Angel Matias (Georgia Southern) | 2-12-15

A PLAYER MADE 7+ 3-POINTERS IN A GAME

A-State ..... 8 (8-9) by Sean Gardner vs Belhaven | 12-6-14
Opponent ..... 7 (7-10) by Frank Eaves (Appalachian State) | 1-16-16

A PLAYER MADE 12+ FREE THROWS IN A GAME

A-State ..... 13 (13-15) by Donte Thomas vs Jackson State | 11-22-15
Opponent ..... 12 (12-12) by R.J. Hunter (Georgia State) | 1-19-15

A PLAYER HAD 7+ OFFENSIVE REBOUNDS IN A GAME

A-State ..... 7 by Brandon Peterson vs Troy | 1-30-13
Opponent ..... 7 by Michael Obacha (Appalachian State) | 1-16-16

A PLAYER HAD 15+ TOTAL REBOUNDS IN A GAME

A-State ..... 15 by Anthony Livingston vs Appalachian State | 1-16-16
Opponent ..... 15 by Shawn Long (Louisiana) | 1-9-16

A PLAYER HAD 10+ ASSISTS IN A GAME

A-State ..... 10 by Donte Thomas vs Little Rock | 1-18-16
Opponent ..... 10 by Josh Hagins (Little Rock) | 3-1-14

A PLAYER HAD 7+ TURNOVERS IN A GAME

A-State ..... 7 by Sean Gardner vs Georgia State | 1-28-16
Opponent ..... 7 by Ty Virden (Lyon) | 11-16-15

A PLAYER HAD 5+ STEALS

A-State ..... 5 by Cameron Golden at Central Arkansas | 12-1-14
Opponent ..... 5 by R.J. Hunter (Georgia State) | 1-31-15

A PLAYER PLAYED ALL 40 MINUTES IN REGULATION

A-State ..... Devin Carter at Texas State | 1-23-16
Opponent ..... Tylor Ongwae and Nick Coppola (ULM) | 2-21-15

2015-16 RESULTS

Table with 11 columns: Date, OPPONENT, W/L, SCORE, Record (Sun Belt), High Points, High Rebounds, High Assists, High Blocks, High Steals, Attendance. Rows list game dates, opponents, results, scores, and key statistics.



GAME-BY-GAME STATISTICS

Table with 20 columns: OPPONENT, W/L, FG-FGA, PCT, 3FG-FGA, PCT, FT-FTA, .PCT, OR, DR, TOT, PF, AST, TO, BLK, STL, 1H, 2H, OT, PTS. Rows include opponents like A-State, SIU-Edwardsville, vs Lyon, at Savannah State, vs Jackson State, at Oregon, at Baylor, at Missouri, vs North Dakota State, vs Arkansas-Monticello, at UT Martin, vs Central Arkansas, at Troy, at South Alabama, vs ULM, vs Louisiana, vs Appalachian State, vs Little Rock, at UT Arlington, at Texas State, vs Georgia State.

A-State vs Georgia Southern

A-State vs South Alabama

A-State vs Troy

A-State at Louisiana

A-State at ULM

A-State at Georgia Southern

A-State at Georgia State

A-State vs Texas State

A-State vs UT Arlington

A-State at Little Rock

A-State at Appalachian State



### POINTS-REBOUNDS-ASSISTS

OPPONENT	2 - KERN	3 - CARTER	4 - PIERRE	10 - DURE	11 - WATERS	12 - GARDNER	15 - DAVIS	24 - THOMAS	33 - BOCOUM	50 - LIVINGSTON
at SIU-Edwardsville	CD	22-5-3	CD	5-2-0	2-1-0	2-4-1	2-1-0	17-8-4	4-5-1	14-9-1
Lyon	6-0-0	9-3-0	0-1-0	6-2-1	7-9-0	6-1-1	4-2-0	10-5-5	9-4-0	10-10-0
at Savannah State	CD	15-0-2	CD	7-2-1	6-9-0	4-2-1	2-2-0	9-5-6	0-1-0	24-10-0
Jackson State	8-1-0	5-7-1	CD	1-0-2	4-4-0	21-5-2	1-1-0	21-8-7	CD	15-14-2
at Oregon	3-0-0	22-6-1	0-0-0	5-2-0	3-5-1	2-4-1	4-2-0	8-4-5	2-5-0	7-11-0
at Baylor	3-0-0	20-4-2	0-0-0	0-1-1	6-7-1	5-4-3	2-0-0	8-5-7	CD	20-5-2
at Missouri	CD	24-6-4	CD	7-1-1	0-0-0	17-4-1	2-1-0	18-7-5	2-1-0	4-5-1
North Dakota State	0-0-0	6-10-6	CD	2-1-0	6-6-0	16-4-2	2-0-0	6-4-5	4-2-0	29-11-0
Arkansas-Monticello	4-1-1	20-4-3	0-0-0	3-4-3	8-3-0	11-2-6	1-3-0	19-10-6	14-3-0	8-8-1
at UT Martin	0-2-1	8-1-4	CD	2-3-1	4-3-1	12-4-2	0-1-0	15-9-4	16-9-0	13-5-0
Central Arkansas	2-2-0	13-6-3	3-3-0	14-5-2	4-0-0	CD	1-1-0	14-10-8	4-4-0	22-7-0
at Troy	INJ	15-1-3	5-2-1	4-5-2	10-3-2	7-4-2	1-0-0	20-7-10	7-2-0	15-12-0
at South Alabama	INJ	20-1-4	0-1-0	2-4-2	8-3-0	12-5-1	1-1-0	14-10-11	10-4-1	22-11-0
ULM	INJ	11-5-1	3-3-0	8-1-1	2-7-0	12-5-3	0-0-0	12-9-7	12-7-0	8-6-0
Louisiana	INJ	25-8-1	0-0-0	2-5-0	2-2-0	13-4-2	CD	20-5-1	9-4-1	0-7-0
Appalachian State	INJ	20-11-1	0-1-0	2-2-2	0-0-0	9-2-1	CD	12-4-6	0-0-0	29-15-0
Little Rock	INJ	20-3-1	0-0-0	10-5-5	0-2-0	8-1-0	CD	7-6-10	11-4-2	20-10-0
at UT Arlington	INJ	34-6-0	0-3-1	2-2-1	1-4-0	7-2-0	2-5-0	5-4-5	2-1-0	11-12-0
at Texas State	INJ	19-3-0	0-3-0	2-2-0	0-1-0	26-1-3	0-0-0	8-3-3	2-2-0	11-8-1
Georgia State	INJ	15-4-1	0-5-0	6-6-6	13-10-0	13-5-4	4-1-0	INJ	2-0-0	22-12-2
Georgia Southern										
South Alabama										
Troy										
at Louisiana										
at ULM										
at Georgia Southern										
at Georgia State										
Texas State										
UT Arlington										
at Little Rock										
at Appalachian State										

CD – DNP-Coach's Decision | INJ – DNP-Injury

### STARTING LINEUP

OPPONENT	G	G	G/F	F	F
at SIU-Edwardsville	Hardwick	Thomas	Gardner	Livingston	Bocoum
Lyon	Thomas	Gardner	Carter	Davis	Livingston
at Savannah State	Thomas	Dure	Carter	Davis	Livingston
Jackson State	Thomas	Gardner	Carter	Davis	Livingston
at Oregon	Thomas	Gardner	Carter	Davis	Livingston
at Baylor	Thomas	Dure	Carter	Downs	Livingston
at Missouri	Thomas	Gardner	Carter	Downs	Livingston
North Dakota State	Thomas	Gardner	Carter	Downs	Livingston
Arkansas-Monticello	Thomas	Kern	Carter	Waters	Livingston
at UT Martin	Thomas	Gardner	Carter	Waters	Livingston
Central Arkansas	Thomas	Dure	Carter	Waters	Livingston
at Troy	Thomas	Gardner	Carter	Waters	Livingston
at South Alabama	Thomas	Gardner	Carter	Waters	Livingston
ULM	Thomas	Gardner	Carter	Waters	Livingston
Louisiana	Thomas	Gardner	Carter	Waters	Livingston
Appalachian State	Thomas	Gardner	Carter	Waters	Livingston
Little Rock	Thomas	Gardner	Carter	Waters	Livingston
at UT Arlington	Thomas	Gardner	Carter	Waters	Livingston
at Texas State	Thomas	Gardner	Carter	Livingston	Bocoum
Georgia State	Dure	Gardner	Carter	Waters	Livingston
Georgia Southern					
South Alabama					
Troy					
at Louisiana					
at ULM					
at Georgia Southern					
at Georgia State					
Texas State					
UT Arlington					
at Little Rock					
at Appalachian State					

### SPECIALITY STATS (A-STATE/OPPONENT)

OPPONENT	PAINT	OFF TURNOVER	2ND CHANCE	FAST BREAK	BENCH POINTS
at SIU-Edwardsville	26/26	9/8	16/9	4/2	33/22
Lyon	40/16	20/3	15/5	6/0	42/15
at Savannah State	46/22	15/4	11/11	4/6	18/13
Jackson State	20/22	6/12	6/12	6/0	34/15
at Oregon	30/40	14/22	9/12	11/21	25/36
at Baylor	34/34	16/9	13/16	10/4	16/26
at Missouri	26/44	16/11	9/18	4/4	13/38
North Dakota State	26/30	14/11	11/11	8/0	14/8
Arkansas-Monticello	50/18	24/3	8/11	12/0	45/21
at UT Martin	32/34	17/16	11/16	6/9	18/39
Central Arkansas	30/24	10/16	6/10	6/0	10/15
at Troy	42/14	18/12	15/5	4/0	17/19
at South Alabama	42/24	16/6	9/13	16/3	13/24
ULM	20/18	8/16	12/7	0/6	23/0
Louisiana	36/38	18/6	11/18	8/6	11/23
Appalachian State	34/22	10/4	9/19	6/10	2/26
Little Rock	30/16	11/20	8/8	9/2	21/42
at UT Arlington	14/26	6/19	10/10	2/11	6/19
at Texas State	26/20	4/9	4/14	2/5	2/10
Georgia State	28/30	15/20	14/9	2/8	6/28
Georgia Southern					
South Alabama					
Troy					
at Louisiana					
at ULM					
at Georgia Southern					
at Georgia State					
Texas State					
UT Arlington					
at Little Rock					
at Appalachian State					

### CLUTCH FREE THROWS

UNDER 5:00 MINUTES				UNDER 2:00 MINUTES				OVERTIME			
#	Player	FT-FTA	PCT	#	Player	FT-FTA	PCT	#	Player	FT-FTA	PCT
2	Connor Kern	0-0	.000	2	Connor Kern	0-0	.000	2	Connor Kern	0-0	.000
3	Devin Carter	13-19	.684	3	Devin Carter	2-5	.400	3	Devin Carter	2-2	1.000
4	Josh Pierre	2-4	.500	4	Josh Pierre	2-4	.500	4	Josh Pierre	0-0	.000
10	Frederic Dure	6-9	.667	10	Frederic Dure	0-1	.000	10	Frederic Dure	2-2	.000
11	Charles Waters	0-0	.000	11	Charles Waters	0-0	.000	11	Charles Waters	0-0	.000
12	Sean Gardner	14-15	.933	12	Sean Gardner	11-11	1.000	12	Sean Gardner	1-2	.000
15	Christian Davis	5-8	.625	15	Christian Davis	2-4	.500	15	Christian Davis	0-0	.000
24	Donte Thomas	17-22	.773	24	Donte Thomas	11-14	.786	24	Donte Thomas	0-0	.000
33	Nouhoum Bocoum	1-3	.333	33	Nouhoum Bocoum	1-1	1.000	33	Nouhoum Bocoum	0-2	.000
50	Anthony Livingston	14-16	.875	50	Anthony Livingston	7-9	.778	50	Anthony Livingston	4-4	1.000
	<b>Team</b>	<b>78-105</b>	<b>.743</b>		<b>Team</b>	<b>38-51</b>	<b>.745</b>		<b>Team</b>	<b>9-12</b>	<b>.750</b>



2

CONNOR KERN

Guard • 6-4 • 195 • r-Fr.
Pickerington, Ohio
Pickerington Central HS

CAREER HIGHS

PTS: 8 vs Jackson St. | 11-22-15
REBS: 2, 2x, vs UCA | 12-22-15
ASTS: 1, 2x, at UT Martin | 12-18-15
STLS: 2 vs UAM | 12-12-15
BLKS: N/A
MIN: 20 vs Jackson St. | 11-22-15
FGM: 3 vs Jackson St. | 11-22-15
FGA: 7 vs Jackson St. | 11-22-15
3FGM: 2, 2x, Jackson St. | 11-22-15
3FGA: 6 vs Jackson St. | 11-22-15
FTM: N/A
FTA: N/A

MISCELLANEOUS

Double figure points: 0
20 or more points: 0
Led team in scoring: 0
10 or more rebounds: 0
Led team in rebounding: 0
Double-doubles: 0
5 or more assists: 0

NOTABLES


Out indefinitely after knee surgery over Christmas break. Made first career start against UAM (12/12/15) and scored four points on 2-of-4 shooting while pulling in a rebound and adding assist. Was 1-for-2 from 3-point range in four minutes at Baylor. Logged 16 minutes and was 1-of-2 from three at Oregon. Played 20 minutes against Jackson State and went 3-of-7 from field and 2-of-6 from three-point range. Logged six minutes in A-State debut and hit 2-of-4 three-pointers to post six points. Kern missed last season due to knee injury. He finished as the all-time leading scorer at Pickerington Central HS. Kern averaged 20.5 points, 9.0 rebounds, 6.5 assists, 5.0 steals and 1.5 blocked shots a game in senior campaign of high school. Kern was nominated to play in the 2014 McDonald's All-American Games.

GAME-BY-GAME STATS

Table with columns: Opponent, Date, gs, min, Total fg-fga, pct, 3-Pointers 3fg-fga, pct, Free throws ft-fa, pct, Rebounds off, def, tot, avg, pf, a, t/o, blk, stl, pts, avg. Rows include games against SIUE, LYON COLLEGE, Savannah State, JACKSON STATE, at Oregon, at Baylor, at Mizzou, NORTH DAKOTA STATE, ARKANSAS-MONTICELLO, at UT Martin, CENTRAL ARKANSAS, at Troy, at South Alabama, ULM, UL, APPALACHIAN STATE, LITTLE ROCK, at UT Arlington, at Texas State, GEORGIA STATE, and Totals.

CAREER STATS

Table with columns: Season, gp-gs, min/avg, Total fg-fga, pct, 3-Point fg-fga, pct, F-Throws ft-fa, pct, Rebounds off, def, tot, avg, pf, fo, ast, to, blk, stl, Scoring pts, avg. Rows include 2015-16 and TOTAL.



DEVIN CARTER

Guard • 6-5 • 205 • r-Jr.
Champaign, Ill.
Kent State

CAREER HIGHS

- PTS: 34 at UT Arlington | 1-21-16
REBS: 11 vs App State | 1-16-16
ASTS: 6 vs North Dakota St. | 12-4-15
STLS: 3 vs Louisiana | 1-9-16
BLKS: 1, 6x, at UT Arlington | 1-21-16
MIN: 42 vs Ga. State | 1-28-16
FGM: 12 at UT Arlington | 1-21-16
FGA: 22 at UT Arlington | 1-21-16
3FGM: 5, 3x, at UT Arlington | 1-21-16
3FGA: 13 at UT Arlington | 1-21-16
FTM: 10 vs UAM | 12-12-15
FTA: 12 vs UAM | 12-12-15

MISCELLANEOUS

- Double figure points: 16
20 or more points: 10
Led team in scoring: 8
10 or more rebounds: 2
Led team in rebounding: 1
Double-doubles: 1
5 or more assists: 1

NOTABLES

Poured in 15 points in overtime win against Georgia State while playing 42 minutes. Nearly had his 11th 20-plus point game, posting 19 points at Texas State. Has 10 20-plus point games after posting career high 34 points at UT Arlington. Scored 20 points, his ninth 20-point outing of the year, in win over Little Rock. Collected first double-double with 20 points and 11 rebounds against Appalachian State. Posted seventh 20-point outing with game-high 25 points in win over Louisiana. Also led team with eight rebounds against Louisiana. Had 11 points, all in the second half and overtime, against ULM along with five rebounds in career high 41 minutes. Posted sixth career 20-point game with 20 points and four assists at South Alabama. Opened league play with 15 points, three assists and a rebound at Troy on 5-of-9 shooting, including 3-of-5 from 3-point range. Scored 20 points against UAM for his fifth 20-point performance in first nine games, the first player at A-State to do so since Adrian Banks (2006-07). Posted career high 10 rebounds and six assists in loss to North Dakota State. Scored career high 24 points at Missouri on 57 percent (8-14) shooting, his third-straight outing with 20-plus points. Posted 20 points for second-straight outing with 20 points on 8-of-17 shooting at Baylor. Had 22 points on 50 percent (9-of-18) shooting at Oregon. Leads team in scoring (15.1) after posting double figures in six of 10 games. Sat out last season due to NCAA transfer rules. He transferred from Kent State where he averaged 1.9 points, 0.9 rebounds, 0.3 assists and 0.2 steals in 13 contests and two starts. Prior to Kent State, Carter was tabbed the Great Rivers Athletic Conference Freshman of the Year after averaging 17.5 points, 5.3 rebounds, 2.5 assists and 1.8 steals per game.

GAME-BY-GAME STATS

Table with columns: Opponent, Date, gs, min, Total fg-fga, pct, 3-Pointers 3fg-fga, pct, Free throws ft-fga, pct, Rebounds off, def, tot, avg, pf, a, t/o, blk, stl, pts, avg. Rows include games against SIUE, LYON COLLEGE, Savannah State, JACKSON STATE, Oregon, Baylor, at Mizzou, NORTH DAKOTA STATE, ARKANSAS-MONTICELLO, at UT Martin, CENTRAL ARKANSAS, at Troy, at South Alabama, ULM, APPALACHIAN STATE, LITTLE ROCK, at UT Arlington, at Texas State, GEORGIA STATE, and Totals.

CAREER STATS

Table with columns: Season, gp-gs, min/avg, Total fg-fga, pct, 3-Point fg-fga, pct, F-Throws ft-fga, pct, Rebounds off, def, tot, avg, pf, fo, ast, to, blk, stl, Scoring pts, avg. Rows include 2013-14\*, 2015-16, TOTAL, and All\*.



JOSH PIERRE

Guard • 6-0 • 190 • Sr.
Baton Rouge, La.
Stillwater, Okla. HS

CAREER HIGHS

PTS: 7 vs UCA | 11-24-13
REBS: 5 vs Ga. State | 1-28-16
ASTS: 1, 2x, at UT Arlington | 1-21-16
STLS: 1, 4x, at Oregon | 11-25-15
BLKS: N/A
MIN: 28, 2x, vs Ga. State | 1-28-16
FGM: 2 vs UCA | 11-24-13
FGA: 4, 2x, vs UCA | 12-22-15
3FGM: 1, 7x, vs ULM | 1-7-16
3FGA: 3, 3x, vs Ga. State | 1-28-16
FTM: 2, 3x, at Troy | 12-30-15
FTA: 2, 5x, at Troy | 12-30-15

SEASON HIGHS

PTS: 5 at Troy | 12-30-15
REBS: 5 vs Ga. State | 1-28-16
ASTS: 1, 2x, at UT Arlington | 1-21-16
STLS: 1, 2x, at Oregon | 11-25-15
BLKS: N/A
MIN: 28, 2x, vs Ga. State | 1-28-16
FGM: 1, 3x, vs ULM | 1-7-16
FGA: 4 vs UCA | 12-22-15
3FGM: 1, 3x, vs ULM | 1-7-16
3FGA: 3, 3x, vs Ga. State | 1-28-16
FTM: 2 at Troy | 12-30-15
FTA: 2, 2x, at Troy | 12-30-15

MISCELLANEOUS

Double figure points: 0
20 or more points: 0
Led team in scoring: 0
10 or more rebounds: 0
Led team in rebounding: 0
Double-doubles: 0
5 or more assists: 0

NOTABLES


Graduated on Dec. 12 with sport management degree. Nominee for the NABC Allstate Good Works Team, an award the recognizes players for their contributions to the community. Posted career high five rebounds in overtime win against Georgia State. Pulled in three rebounds in career high 28 minutes at Texas State. Tied career high with three rebounds and notched second career assist at UT Arlington. Played a then career-high 27 minutes in loss to Appalachian State. Logged 14 minutes against ULM, nailing important three to help force overtime in eventual win. Tied career high with three rebounds against ULM. Played final 12 minutes at Troy and helped A-State complete comeback in 84-81 win. Was 2-for-2 at free throw line, the two free throws that put A-State ahead 83-80 with eight seconds left. Logged career highs in minutes (17) and rebounds (3) against Central Arkansas. Played a minute at Baylor but did not register any stats. Had a steal in three minutes at Oregon. Logged eight minutes against Lyon College and snagged a steal and rebound. Appeared in eight games in 2014-15. Father, Butch, is Associate Head Coach at Oklahoma State.

GAME-BY-GAME STATS

Table with columns: Opponent, Date, gs, min, Total fg-fga, pct, 3-Pointers 3fg-fga, pct, Free throws ft-fga, pct, Rebounds off, def, tot, avg, pf, a, t/o, blk, stl, pts, avg. Rows include games against SIUE, LYON COLLEGE, Savannah State, JACKSON STATE, Oregon, Baylor, Mizzou, NORTH DAKOTA STATE, ARKANSAS-MONTICELLO, at UT Martin, CENTRAL ARKANSAS, at Troy, at South Alabama, ULM, UL, APPALACHIAN STATE, LITTLE ROCK, at UT Arlington, at Texas State, GEORGIA STATE, and Totals.

CAREER STATS

Table with columns: Season, qp-gs, min/avg, Total fg-fga, pct, 3-Point fg-fga, pct, F-Throws ft-fga, pct, Rebounds off, def, tot, avg, pf, fo, ast, to, blk, stl, Scoring pts, avg. Rows include 2012-13, 2013-14, 2014-15, 2015-16, and TOTAL.



10

FREDERIC DURE

Guard • 6-5 • 175 • Sr.
Montreal, Quebec
Sheridan College

CAREER HIGHS

PTS: 22 vs ULM | 2-21-15
REBS: 8 vs ULM | 2-21-15
ASTS: 6 vs Ga. State | 1-28-16
STLS: 2, 3x, vs Ga. State | 1-28-16
BLKS: 4 vs Ga. State | 1-28-16
MIN: 38 at Texas State | 2-28-15
FGM: 9 vs ULM | 2-21-15
FGA: 16 vs UT Arlington | 2-26-15
3FGM: 5 vs UT Arlington | 2-26-15
3FGA: 10 vs UT Arlington | 2-26-15
FTM: 7 vs UCA | 12-22-15
FTA: 9 vs UCA | 12-22-15

SEASON HIGHS

PTS: 14 vs UCA | 12-22-15
REBS: 6 vs Ga. State | 1-28-16
ASTS: 6 vs Ga. State | 1-28-16
STLS: 2, 2x, vs Ga. State | 1-28-16
BLKS: 4 vs Ga. State | 1-28-16
MIN: 35 vs Ga. State | 1-28-16
FGM: 3, 4x, vs Little Rock | 1-18-16
FGA: 8 at Missouri | 12-1-15
3FGM: 1, 5x, vs Little Rock | 1-18-16
3FGA: 4, 2x, vs Ga. State | 1-28-16
FTM: 7 vs UCA | 12-22-15
FTA: 9 vs UCA | 12-22-15

MISCELLANEOUS

Double figure points: 5
20 or more points: 2
Led team in scoring: 1
10 or more rebounds: 0
Led team in rebounding: 0
Double-doubles: 0
5 or more assists: 2

NOTABLES

Has four or more rebounds in seven of the last 12 games. Posted six points, six rebounds, six assists, four blocks and two steals in overtime win against Georgia State. Played key role in win over Little Rock, finishing with 10 points, five rebounds and career high five assists. Pulled in key offensive rebound against Louisiana that led to game-winning basket. Logged eight points, aided by 4-for-6 shooting at the free throw line, in win against ULM. Posted career high three blocks against Arkansas-Monticello. Averages 12.3 pts and 4.3 rebs per game over six career starts, shooting 53.2 percent (25-47) from the field. Had 14 points, five rebounds, two assists, two steals and block in start against Central Arkansas. Had season high seven points at Missouri. Posted five points and two rebounds on 2-of-3 shooting at Oregon. Had six points and two rebounds against Lyon. Scored five points and pulled in two rebounds in 17 minutes at SIUE. Sat out first 15 games last season due to NCAA suspension.

GAME-BY-GAME STATS

Table with columns: Opponent, Date, gs, min, Total fg-fga, pct, 3-Pointers 3fg-fga, pct, Free throws ft-fta, pct, Rebounds off, def, tot, avg, pf, a, t/o, blk, stl, pts, avg. Rows include games against SIUE, LYON COLLEGE, Savannah State, JACKSON STATE, Oregon, Baylor, Mizzou, NORTH DAKOTA STATE, ARKANSAS-MONTICELLO, at UT Martin, CENTRAL ARKANSAS, at Troy, at South Alabama, ULM, UL, APPALACHIAN STATE, LITTLE ROCK, at UT Arlington, at Texas State, and GEORGIA STATE, followed by a Totals row.

CAREER STATS

Table with columns: Season, gp-gs, min/avg, Total fg-fga, pct, 3-Point fg-fga, pct, F-Throws ft-fta, pct, Rebounds off, def, tot, avg, pf, fo, ast, to, blk, stl, Scoring pts, avg. Rows include 2014-15, 2015-16, and TOTAL.



CHARLES WATERS

Forward • 6-6 • 200 • Sr.
Memphis, Tenn.
Southwest Tennessee CC

CAREER HIGHS

PTS: 13 vs Ga. State | 1-28-16
REBS: 10 vs Ga. State | 1-28-16
ASTS: 2, 2x, at Troy | 12-30-15
STLS: 3 vs Lyon | 11-16-15
BLKS: 4 vs Jackson St. | 11-22-15
MIN: 27 vs Ga. State | 1-28-16
FGM: 5, 2x, vs Ga. State | 1-28-16
FGA: 9 at Baylor | 11-27-15
3FGM: N/A
3FGA: 1, 2x, at Troy | 1-24-15
FTM: 4, 3x, vs North Dakota St. | 12-4-15
FTA: 6 vs Ga. State | 1-28-16

SEASON HIGHS

PTS: 13 vs Ga. State | 1-28-16
REBS: 10 vs Ga. State | 1-28-16
ASTS: 2 at Troy | 12-30-15
STLS: 3 vs Lyon | 11-16-15
BLKS: 4 vs Jackson St. | 11-22-15
MIN: 27 vs Ga. State | 1-28-16
FGM: 5, 2x, vs Ga. State | 1-28-16
FGA: 9 at Baylor | 11-27-15
3FGM: N/A
3FGA: N/A
FTM: 3, 2x, vs Ga. State | 1-28-16
FTA: 6 vs Ga. State | 1-28-16

MISCELLANEOUS

Double figure points: 2
20 or more points: 0
Led team in scoring: 0
10 or more rebounds: 1
Led team in rebounding: 2
Double-doubles: 1
3 or more blocks: 2

NOTABLES


Collected first career double-double with career high of 13 points and 10 rebounds against Georgia State. Posted career high 10 points on 5-of-6 shooting at Troy. Made first start of season and had eight points and three rebounds against Arkansas-Monticello. Had nine rebounds in back-to-back games against Lyon and Savannah State. Had five-plus rebounds in six games, all in conference play last year. Ranked second on team with 18 blocked shots. Ranked fourth on team with 14 steals.

GAME-BY-GAME STATS

Table with columns: Opponent, Date, qs, min, Total fg-fga, pct, 3fg-fga, pct, Free throws ft-fta, pct, Rebounds off, def, tot, avg, pf, a, t/o, blk, stl, pts, avg. Rows include games against SIUE, LYON COLLEGE, JACKSON STATE, etc.

CAREER STATS

Table with columns: Season, gp-gs, min/avg, Total fg-fga, pct, 3-Point fg-fga, pct, F-Throws ft-fta, pct, Rebounds off, def, tot, avg, pf, fo, ast, to, blk, stl, Scoring pts, avg. Rows include 2014-15, 2015-16, and TOTAL.



# 12

### SEAN GARDNER

Guard • 6-5 • 195 • Sr.  
Memphis, Tenn.  
Motlow State CC

#### CAREER HIGHS

**PTS:** 28 vs Belhaven | 12-6-14  
**REBS:** 8, 3x, at Toledo | 12-13-14  
**ASTS:** 6 vs UAM | 12-12-15  
**STLS:** 3, 6x, vs ULM | 1-7-16  
**BLKS:** 2, 3x, at UT Martin | 12-18-15  
**MIN:** 41 at South Ala. | 12-30-14  
**FGM:** 10, 2x, vs South Ala. | 3-5-15  
**FGA:** 20 at Missouri | 12-1-15  
**3FGM:** 8 vs Belhaven | 12-6-14  
**3FGA:** 10, 2x, at UT Arlington | 1-10-15  
**FTM:** 10 vs Jackson St. | 11-22-15  
**FTA:** 13 vs Jackson St. | 11-22-15

#### SEASON HIGHS

**PTS:** 26 at Texas State | 1-23-16  
**REBS:** 5, 4x, vs Ga. State | 1-28-16  
**ASTS:** 6 vs UAM | 12-12-15  
**STLS:** 3 vs ULM | 1-7-16  
**BLKS:** 2 at UT Martin | 12-18-15  
**MIN:** 40 vs Louisiana | 1-9-16  
**FGM:** 9 at Texas State | 1-23-16  
**FGA:** 20 at Missouri | 12-1-15  
**3FGM:** 4 at UT Martin | 12-18-15  
**3FGA:** 8, 2x, vs Ga. State | 1-28-16  
**FTM:** 10 vs Jackson St. | 11-22-15  
**FTA:** 13 vs Jackson St. | 11-22-15

#### MISCELLANEOUS

Double figure points: **25**  
20 or more points: **7**  
Led team in scoring: **8**  
10 or more rebounds: **0**  
Led team in rebounding: **1**  
Double-doubles: **0**  
5 or more assists: **1**

### NOTABLES

Has double figures in nine of the last 14 games after scoring 10 points in first three games combined. Had 13 points and five rebounds in win against Georgia State. Posted season high 26 points at Texas State on 9-of-13 shooting. Scored game-winning bucket with and-1 against Louisiana and finished with 13 points and four rebounds. Tied or led team in scoring for the first time against ULM with 12 points. Opened season shooting 5-27 (.185) from the floor and 0-8 from beyond the arc, but was 5-for-12 from field and 1-for-4 from three point range against Jackson State. Was 2-for-15 from field and 0-for-4 from 3-point range the next two games before scoring 17 points on 6-of-20 shooting at Missouri. Was 6-for-9 with 16 points against North Dakota State. Is 10-of-30 (30 percent) from three since after starting year 1-of-14 (7 percent). Ranked third on team in scoring last year averaging 12.0 PPG. Ranked second on team with 33 steals a year ago.

### GAME-BY-GAME STATS

Opponent	Date	gs	min	Total		3-Pointers		Free throws		Rebounds			pf	a	t/o	blk	stl	pts	avg		
				fg-fga	pct	3fg-fga	pct	ft-fa	pct	off	def	tot								avg	
at SIUE	11/13/15	*	24	1-11	.091	0-4	.000	0-0	.000	2	2	4	4.0	4	1	1	0	2	2.0		
LYON COLLEGE	11/16/15	*	18	3-8	.375	0-2	.000	0-0	.000	0	1	1	2.5	3	1	1	0	1	6	4.0	
at Savannah State	11/18/15		23	1-8	.125	0-2	.000	2-4	.500	1	1	2	2.3	3	1	0	0	1	4	4.0	
JACKSON STATE	11/22/15	*	33	5-12	.417	1-4	.250	10-13	.769	1	4	5	3.0	2	2	2	1	1	21	8.3	
at Oregon	11-25-1	*	20	0-7	.000	0-2	.000	2-2	1.000	3	1	4	3.2	2	1	2	1	0	2	7.0	
at Baylor	11/27/15		23	2-8	.250	0-2	.000	1-1	1.000	3	1	4	3.3	0	3	1	0	2	5	6.7	
at Mizzou	12-1-15	*	29	6-20	.300	2-6	.333	3-4	.750	3	1	4	3.4	3	1	0	1	1	17	8.1	
NORTH DAKOTA STATE	12/4/15	*	34	6-9	.667	0-2	.000	4-4	1.000	0	4	4	3.5	2	2	5	0	2	16	9.1	
ARKANSAS-MONTICELLO	12/12/15		24	3-9	.333	3-5	.600	2-2	1.000	2	0	2	3.3	3	6	0	0	0	11	9.3	
at UT Martin	12-18-1	*	38	4-9	.444	4-8	.500	0-0	.000	3	1	4	3.4	1	2	4	2	1	12	9.6	
CENTRAL ARKANSAS	12/22/15		dnp	-	-	-	-	-	-	-	-	-	-	-	-	-	-	-	-	-	
at Troy	12/30/15	*	23	3-10	.300	1-5	.200	0-0	.000	1	3	4	3.5	1	2	1	0	1	7	9.4	
at South Alabama	01/02/16	*	32	2-9	.222	0-4	.000	8-10	.800	1	4	5	3.6	3	1	0	0	1	12	9.6	
ULM	1/7/16	*	37	4-10	.400	2-6	.333	2-3	.667	0	5	5	3.7	0	3	1	0	3	12	9.8	
UL	1/9/16	*	40	5-11	.455	0-0	.000	3-3	1.000	1	3	4	3.7	1	2	2	0	2	13	10.0	
APPALACHIAN STATE	1/16/16	*	34	4-10	.400	0-1	.000	1-2	.500	1	1	2	3.6	4	1	2	0	0	9	9.9	
LITTLE ROCK	1/18/16	*	27	2-7	.286	2-6	.333	2-2	1.000	1	0	1	3.4	5	0	2	0	1	8	9.8	
at UT Arlington	1/21/16	*	28	3-8	.375	1-4	.250	0-0	.000	0	2	2	3.4	1	0	1	0	1	7	9.6	
at Texas State	01/23/16	*	35	9-13	.692	3-3	1.000	5-5	1.000	0	1	1	3.2	1	3	0	1	2	26	10.6	
GEORGIA STATE	1/28/16	*	35	5-13	.385	3-8	.375	0-1	.000	3	2	5	3.3	0	4	7	1	2	13	10.7	
Totals			16	557	68-192	.354	22-74	.297	45-56	.804	26	37	63	3.3	39	36	32	7	22	203	10.7

### CAREER STATS

Season	gp-gs	min/avg	Total		3-Point		F-Throws		Rebounds				Scoring							
			fg-fga	pct	fg-fga	pct	ft-fa	pct	off	def	tot	avg	pf	fo	ast	to	blk	stl	pts	avg
2014-15	29-26	897/30.9	129-310	.416	54-152	.355	37-51	.725	32	64	96	3.3	64	3	35	43	8	33	349	12.0
2015-16	19-16	557/29.3	68-192	.354	22-74	.297	45-56	.804	26	37	63	3.3	39	1	36	32	7	22	203	10.7
TOTAL	48-42	1454/30.3	197-502	.392	76-226	.336	82-107	.766	58	101	159	3.3	103	4	71	75	15	55	552	11.5



15

CHRISTIAN DAVIS

Forward • 6-7 • 200 • Fr.
Dallas, Texas
Dallas Kimball HS

CAREER HIGHS

PTS: 4, 3x, vs Ga. State | 1-28-16
REBS: 5 at UT Arlington | 1-21-16
ASTS: N/A
STLS: 2 vs Lyon | 11-16-15
BLKS: 1, 2x, at Savannah St. | 11-18-15
MIN: 14 vs Lyon | 11-16-15
FGM: 2 vs Ga. State | 1-28-16
FGA: 5 vs Lyon | 11-16-15
3FGM: N/A
3FGA: N/A
FTM: 2, 3x, at UT Arlington | 1-21-16
FTA: 4 vs Lyon | 11-16-15

MISCELLANEOUS

Double figure points: 0
20 or more points: 0
Led team in scoring: 0
10 or more rebounds: 0
Led team in rebounding: 0
Double-doubles: 0
3 or more blocks: 0

NOTABLES

Scored four points and had rebound in win against Georgia State. Played for first time in three outings and posted career high five rebounds at UT Arlington. Posted two points on 1-for-2 shooting at Baylor. Collected four points and two rebounds at Oregon. Had two points and two rebounds in start at Savannah State. Made start against Lyon and had four points, two rebounds, block and two steals. Logged nine minutes, scoring two points and a rebound against SIUE. Did not play high school basketball last season due to transfer restrictions in Dallas area. Averaged 18.0 PPG in junior season at Hurst L.G. Bell.

GAME-BY-GAME STATS

Table with columns: Opponent, Date, gs, min, Total fg-fga, pct, 3fg-fga, pct, Free throws ft-fga, pct, Rebounds off, def, tot, avg, pf, a, t/o, blk, stl, pts, avg. Rows include games against SIUE, LYON COLLEGE, Savannah State, JACKSON STATE, Oregon, Baylor, at Mizzou, NORTH DAKOTA STATE, ARKANSAS-MONTICELLO, at UT Martin, CENTRAL ARKANSAS, at Troy, at South Alabama, ULM, UL, APPALACHIAN STATE, LITTLE ROCK, at UT Arlington, at Texas State, GEORGIA STATE, and Totals.

CAREER STATS

Table with columns: Season, gp-gs, min/avg, Total fg-fga, pct, 3-Point fg-fga, pct, F-Throws ft-fga, pct, Rebounds off, def, tot, avg, pf, fo, ast, to, blk, stl, Scoring pts, avg. Rows include 2015-16 and TOTAL.



24

DONTE THOMAS

Guard • 6-3 • 210 • Jr.
Washington, D.C.
San Jacinto College

CAREER HIGHS

PTS: 21 vs Jackson St. | 11-22-15
REBS: 10, 3x, at South Ala. | 1-2-16
ASTS: 11 at South Ala. | 1-2-16
STLS: 3 vs Little Rock | 1-18-16
BLKS: 2 vs Little Rock | 1-18-16
MIN: 40 vs UCA | 12-20-15
FGM: 7 at South Ala. | 1-2-16
FGA: 12 vs App State | 1-16-16
3FGM: 1, 2x, vs ULM | 1-7-16
3FGA: 2, 3x, vs ULM | 1-7-16
FTM: 13 vs Jackson St. | 11-22-15
FTA: 15, 2x, vs UCA | 12-22-15

MISCELLANEOUS

Double figure points: 12
20 or more points: 2
Led team in scoring: 4
10 or more rebounds: 3
Led team rebounding: 5
Triple-doubles: 1
Double-doubles: 4
5 or more assists: 15

NOTABLES


Missed much of second half at Texas State due to injury. Finished game with eight points, three rebounds and three assists in 24 minutes. Had seven points, six rebounds, 10 assists, two blocks and three steals in win over Little Rock. Notched 20 points for third time in his career with 20 against Louisiana. Led team in points (12), rebounds (9) and assists (7) against ULM. Double-double, including a triple-double, in three of last five games. Sun Belt Conference Student-Athlete of the Week (Jan. 4) after triple-double at South Alabama. His triple-double was third in A-State program history and fifth in a Sun Belt Conference game since the 1998-99 season. Has back-to-back games with 10 or more points and assists, first player since Chico Fletcher (1998-99) to do so. Tied and/or led team in rebounding three of last four games. Had 20 points, career high 10 assists and seven rebounds in league opener at Troy. Narrowly missed triple double with 14 points, 10 rebounds and eight assists against Central Arkansas. Had 15 points, nine rebounds and four assists along with two steals and block at UT Martin. Logged first double-double with 19 points and 10 rebounds against UAM. Has 50 assists against 20 turnovers this year. Had 18 points, team-high rebounds and five assists at Missouri. Scored eight points, dished out seven assists and had five rebounds at Baylor. Had eight points, four rebounds and five assists at Oregon. Approached triple double against Jackson State with 21 points, eight rebounds and seven assists. Collected nine points, five rebounds and six assists at Savannah State. Posted 10 points, five rebounds, five assists and two steals against Lyon. In 29 minutes, had 17 points, eight rebounds, four assists and four turnovers at SIUE. Averaged 12.3 PPG, 5.0 APG and 3.5 RPG at San Jacinto to earn second team all-conference accolades.

GAME-BY-GAME STATS

Table with columns: Opponent, Date, gs, min, Total fg-fga pct, 3-Pointers 3fg-fga pct, Free Throws ft-fa pct, Rebounds off def tot avg, pf, a, t/o, blk, stl, pts, avg. Rows include games against SIUE, LYON COLLEGE, JACKSON STATE, NORTH DAKOTA STATE, ARKANSAS-MONTICELLO, CENTRAL ARKANSAS, at Troy, at South Alabama, ULM, UL, APPALACHIAN STATE, LITTLE ROCK, at UT Arlington, at Texas State, and GEORGIA STATE.

CAREER STATS

Table with columns: Season, gp-gs, min/avg, Total fg-fga pct, 3-Point fg-fga pct, F-Throws ft-fa pct, Rebounds off def tot avg, pf, fo, ast, to, blk, stl, Scoring pts avg. Rows for 2015-16 and TOTAL.



33

**NOUHOUM BOCOUM**

Forward • 6-10 • 260 • Sr.  
Harlem, N.Y.  
Paris (Texas) JC

**CAREER HIGHS**

PTS: 18 at Ga. Southern | 2-12-15  
REBS: 11 at Ga. Southern | 2-12-15  
ASTS: 2 vs Little Rock | 1-18-16  
STLS: 2 at Mississippi St. | 12-17-14  
BLKS: 3 at Central Ark. | 12-1-14  
MIN: 34 at Ga. Southern | 2-12-15  
FGM: 7 at Ga. Southern | 2-12-15  
FGA: 12 at Little Rock | 2-19-15  
3FGM: 1 at Louisiana | 1-22-15  
3FGA: 1, 3x, at Louisiana | 1-22-15  
FTM: 6 at UT Martin | 12-18-15  
FTA: 8, 2x, at UT Martin | 12-18-15

**SEASON HIGHS**

PTS: 16 at UT Martin | 12-18-15  
REBS: 9 at UT Martin | 12-18-15  
ASTS: 2 vs Little Rock | 1-18-16  
STLS: 1 vs Louisiana | 1-9-16  
BLKS: 2 at South Ala. | 1-2-16  
MIN: 27 vs Little Rock | 1-18-16  
FGM: 6 vs UAM | 12-12-15  
FGA: 11 vs Little Rock | 1-18-16  
3FGM: N/A  
3FGA: 1 vs ULM | 1-7-16  
FTM: 6 at UT Martin | 12-18-15  
FTA: 8 at UT Martin | 12-18-15

**MISCELLANEOUS**

Double figure points: **13**  
20 or more points: **0**  
Led team in scoring: **3**  
10 or more rebounds: **2**  
Led team in rebounding: **4**  
Double-doubles: **2**  
3 or more blocks: **1**

**NOTABLES**


Has seven or more points in five of nine league games. Scored 11 points in win against Little Rock and played 27 minutes off the bench. Had nine points while going 5-for-6 from charity stripe against Louisiana. Tied for team-high with 12 points against ULM. Collected 10 points and four rebounds in 18 minutes off bench at South Alabama. Had back-to-back games with double figures after leading team with 16 points and nine rebounds at UT Martin and 14 points versus Arkansas-Monticello. Reached double figures for first time this season with 14 points on 6-of-8 shooting against UAM. Two points and five boards in seven minutes off bench against Oregon. Nine points and four rebounds off bench against Lyon. Had four points and five rebounds in 11 minutes at SIUE. Made 15 starts last season. Ranked fifth on team in scoring at 6.0 PPG and second in rebounding with 4.4 RPG.

**GAME-BY-GAME STATS**

Opponent	Date	qs	min	Total		3-Pointers		Free throws		Rebounds				pf	a	t/o	blk	stl	pts	avg	
				fg-fga	pct	3fg-fga	pct	ft-fa	pct	off	def	tot	avg								
at SIUE	11/13/15	*	11	2-5	.400	0-0	.000	0-0	.000	3	2	5	5.0	4	1	0	1	0	4	4.0	
LYON COLLEGE	11/16/15		14	3-8	.375	0-0	.000	3-4	.750	1	3	4	4.5	2	0	0	0	0	9	6.5	
at Savannah State	11/18/15		1	0-1	.000	0-0	.000	0-0	.000	0	1	1	3.3	0	0	1	0	0	0	4.3	
JACKSON STATE	11/22/15		dnp	-	-	-	-	-	-	-	-	-	-	-	-	-	-	-	-	-	
at Oregon	11-25-1		7	1-4	.250	0-0	.000	0-0	.000	3	2	5	3.8	0	0	1	1	0	2	3.8	
at Baylor	11/27/15		dnp	-	-	-	-	-	-	-	-	-	-	-	-	-	-	-	-	-	
at Mizzou	12-1-15		4	0-0	.000	0-0	.000	2-2	1.000	0	1	1	3.2	0	0	0	0	0	2	3.4	
NORTH DAKOTA STATE	12/4/15		3	1-4	.250	0-0	.000	2-2	1.000	2	0	2	3.0	0	0	0	0	0	4	3.5	
ARKANSAS-MONTICELLO	12/12/15		14	6-8	.750	0-0	.000	2-3	.667	0	3	3	3.0	3	0	1	0	0	14	5.0	
at UT Martin	12-18-1		17	5-8	.625	0-0	.000	6-8	.750	4	5	9	3.8	0	0	2	0	0	16	6.4	
CENTRAL ARKANSAS	12/22/15		11	2-6	.333	0-0	.000	0-0	.000	2	2	4	3.8	1	0	0	1	0	4	6.1	
at Troy	12/30/15		12	3-6	.500	0-0	.000	1-2	.500	1	1	2	3.6	1	0	0	0	0	7	6.2	
at South Alabama	01/02/16		18	3-4	.750	0-0	.000	4-6	.667	2	2	4	3.6	1	1	2	2	0	10	6.5	
ULM	1/7/16		22	5-8	.625	0-1	.000	2-4	.500	1	6	7	3.9	0	0	0	0	0	12	7.0	
UL	1/9/16		24	2-7	.286	0-0	.000	5-6	.833	2	2	4	3.9	2	1	1	1	1	9	7.2	
APPALACHIAN STATE	1/16/16		5	0-0	.000	0-0	.000	0-0	.000	0	0	0	3.6	2	0	2	0	0	0	6.6	
LITTLE ROCK	1/18/16		27	5-11	.455	0-0	.000	1-5	.200	1	3	4	3.7	2	2	1	2	0	11	6.9	
at UT Arlington	1/21/16		11	1-2	.500	0-0	.000	0-0	.000	1	0	1	3.5	3	0	0	0	0	2	6.6	
at Texas State	01/23/16	*	12	0-4	.000	0-0	.000	2-2	1.000	2	0	2	3.4	1	0	0	0	0	2	6.4	
GEORGIA STATE	1/28/16		8	0-3	.000	0-0	.000	2-2	1.000	0	0	0	3.2	1	0	1	0	0	2	6.1	
Totals			2	221	39-89	.438	0-1	.000	32-46	.696	25	33	58	3.2	23	5	12	8	1	110	6.1

**CAREER STATS**

Season	gp-gs	min/avg	Total		3-Point		F-Throws		Rebounds				Scoring							
			fg-fga	pct	fg-fga	pct	ft-fa	pct	off	def	tot	avg	pf	fo	ast	to	blk	stl	pts	avg
2014-15	28-15	434/15.5	63-142	.444	1-3	.333	40-59	.678	47	75	122	4.4	48	1	3	29	12	5	167	6.0
2015-16	18-2	221/12.3	39-89	.438	0-1	.000	32-46	.696	25	33	58	3.2	23	0	5	12	8	1	110	6.1
TOTAL	46-17	655/14.2	102-231	.442	1-4	.250	72-105	.686	72	108	180	3.9	71	1	8	41	20	6	277	6.0



50

### ANTHONY LIVINGSTON

Forward • 6-8 • 230 • Jr.  
Washington, D.C.  
San Jacinto College

#### CAREER HIGHS

**PTS:** 31 vs UT Arlington | 2-26-15  
**REBS:** 20 vs Marshall | 12-20-14  
**ASTS:** 4 vs Marshall | 12-20-14  
**STLS:** 3 vs Lyon | 11-16-15  
**BLKS:** 5 at App. State | 1-15-15  
**MIN:** 44 vs Texas State | 1-17-15  
**FGM:** 11, 3x, vs App State | 1-16-16  
**FGA:** 21 vs App State | 1-16-16  
**3FGM:** 3, 2x, vs North Dakot St. | 12-4-15  
**3FGA:** 7 at SIUE | 11-13-15  
**FTM:** 13, 2x, vs UT Arlington | 2-26-15  
**FTA:** 14, 2x, vs UT Arlington | 2-26-15

#### SEASON HIGHS

**PTS:** 29, 2x, vs App State | 1-16-16  
**REBS:** 15 vs App State | 1-16-16  
**ASTS:** 2, 3x, vs Ga. State | 1-28-16  
**STLS:** 3 vs Lyon | 11-16-15  
**BLKS:** 3 vs App State | 1-16-16  
**MIN:** 43 vs Ga. State | 1-28-16  
**FGM:** 11, 3x, vs App State | 1-16-16  
**FGA:** 21 vs App State | 1-16-16  
**3FGM:** 3 vs North Dakota St. | 12-4-15  
**3FGA:** 7 at SIUE | 11-13-15  
**FTM:** 9 vs Ga. State | 1-28-16  
**FTA:** 10 vs Ga. State | 1-28-16

#### MISCELLANEOUS

Double figure points: **41**  
20 or more points: **18**  
Led team in scoring: **25**  
10 or more rebounds: **26**  
Led team in rebounding: **35**  
Double-doubles: **25**  
3 or more blocks: **4**

### NOTABLES

Posted 25th career double-double and ninth of the season with 22 points and 12 rebounds against Georgia State. Held to 11 points and eight rebounds at Texas State. Posted a fourth-straight double-double with 11 points and 12 rebounds at UT Arlington. Collected game-high 20 points and 10 rebounds for 23rd career double-double in win over Little Rock. Had double-double of 29 points and 15 rebounds against Appalachian State. Was held to eight points and six rebounds against ULM, the only league opponent he doesn't have a double-double against. Posted 21st career double-double with team-high 22 points and 11 rebounds at South Alabama. Has been held to 9 or fewer points in three times this season for the six times in his career to score fewer than 10 points. Collected 20th career double-double with 15 points and 12 rebounds at Troy. Lead team with 22 points on 7-of-12 shooting against Central Arkansas. Had 20 points on 7-of-13 shooting at Baylor with five rebounds, two assists and two blocks. Posted 11 rebounds, his fourth-straight game with 10-plus rebounds. Scored season-best 24 points at Savannah State. Reached double figures for 27th time in career with 14 points and nine rebounds at SIUE. Had 475 points and 300 rebounds in first 30 career games. Selected to second team All-Sun Belt last year after posting 15 double-doubles. Finished year averaging 15.9 PPG and 10.0 RPG.

### GAME-BY-GAME STATS

Opponent	Date	gs	min	Total		3-Pointers		Free throws		Rebounds				pf	a	t/o	blk	stl	pts	avg	
				fg-fga	pct	3fg-fga	pct	ft-fga	pct	off	def	tot	avg								
at SIUE	11/13/15	*	38	5-18	.278	2-7	.286	2-2	1.000	4	5	9	9.0	2	1	1	0	1	14	14.0	
LYON COLLEGE	11/16/15	*	21	4-12	.333	0-1	.000	2-2	1.000	3	7	10	9.5	4	0	1	2	3	10	12.0	
at Savannah State	11/18/15	*	34	11-17	.647	1-2	.500	1-1	1.000	2	8	10	9.7	3	0	2	1	0	24	16.0	
JACKSON STATE	11/22/15	*	37	6-11	.545	1-3	.333	2-2	1.000	3	11	14	10.8	1	2	2	2	1	15	15.8	
at Oregon	11-25-1	*	23	3-11	.273	0-2	.000	1-1	1.000	4	7	11	10.8	2	0	1	0	1	7	14.0	
at Baylor	11/27/15	*	35	7-13	.538	2-3	.667	4-4	1.000	2	3	5	9.8	2	2	2	2	0	20	15.0	
at Mizzou	12-1-15	*	24	1-7	.143	0-1	.000	2-3	.667	0	5	5	9.1	2	1	1	0	1	4	13.4	
NORTH DAKOTA STATE	12/4/15	*	37	11-20	.550	3-4	.750	4-6	.667	3	8	11	9.4	2	0	2	2	0	29	15.4	
ARKANSAS-MONTICELLO	12/12/15	*	17	2-4	.500	0-0	.000	4-5	.800	2	6	8	9.2	4	1	0	0	0	8	14.6	
at UT Martin	12-18-1	*	23	3-9	.333	0-2	.000	7-8	.875	1	4	5	8.8	3	0	2	1	1	13	14.4	
CENTRAL ARKANSAS	12/22/15	*	31	7-12	.583	2-4	.500	6-7	.857	1	6	7	8.6	4	0	2	1	1	22	15.1	
at Troy	12/30/15	*	34	7-16	.438	0-3	.000	1-2	.500	3	9	12	8.9	4	0	4	1	2	15	15.1	
at South Alabama	01/02/16	*	36	10-18	.556	0-3	.000	2-2	1.000	2	9	11	9.1	2	0	1	1	0	22	15.6	
ULM	1/7/16	*	28	4-12	.333	0-2	.000	0-0	.000	1	5	6	8.9	3	0	1	1	1	8	15.1	
UL	1/9/16	*	17	0-6	.000	0-2	.000	0-0	.000	3	4	7	8.7	3	0	2	0	0	0	14.1	
APPALACHIAN STATE	1/16/16	*	38	11-21	.524	1-3	.333	6-7	.857	6	9	15	9.1	2	0	1	3	2	29	15.0	
LITTLE ROCK	1/18/16	*	39	7-13	.538	1-2	.500	5-6	.833	2	8	10	9.2	3	0	1	1	1	20	15.3	
at UT Arlington	1/21/16	*	31	4-14	.286	1-5	.200	2-2	1.000	3	9	12	9.3	3	0	1	0	0	11	15.1	
at Texas State	01/23/16	*	32	4-9	.444	1-2	.500	2-2	1.000	1	7	8	9.3	3	1	1	0	1	11	14.8	
GEORGIA STATE	1/28/16	*	43	6-16	.375	1-3	.333	9-10	.900	2	10	12	9.4	4	2	5	0	1	22	15.2	
Totals			20	618	113-259	.436	16-54	.296	62-72	.861	48	140	188	9.4	56	10	33	18	17	304	15.2

### CAREER STATS

Season	gp-gs	min/avg	Total		3-Point		F-Throws		Rebounds				Scoring							
			fg-fga	pct	fg-fga	pct	ft-fga	pct	off	def	tot	avg	pf	fo	ast	to	blk	stl	pts	avg
2014-15	29-29	1039/35.8	166-358	.464	27-84	.321	102-148	.689	78	213	291	10.0	67	1	22	78	29	14	461	15.9
2015-16	20-20	618/30.9	113-259	.436	16-54	.296	62-72	.861	48	140	188	9.4	56	0	10	33	18	17	304	15.2
TOTAL	49-49	1657/33.8	279-617	.452	43-138	.312	164-220	.745	126	353	479	9.8	123	1	32	111	47	31	765	15.6



# ARKANSAS STATE BASKETBALL

## GAME 21: vs GEORGIA SOUTHERN

### GAME 1

Arkansas State 70 • 0-1

#	Player	Total		3-Pr		Rebounds		FT-FTA		PF		A TO Bk		Stl		Min	
		FG	FGA	FG	FGA	Def	Off	Def	Off	Def	Off	A	Bk	Stl	Min		
24	Gardner, Sean	1-11	0-4	0-0	2-2	4	4	2	1	0	0	0	0	24			
24	Thomas, Dante	6-8	0-1	5-8	1-7	8	4	1	4	0	0	0	24				
33	Bocum, Nouhoum	2-5	0-0	0-0	3-2	5	4	1	0	1	0	1	11				
42	Hardwick, P.J.	0-5	0-0	0-0	1-5	6	1	0	4	1	0	1	29				
10	Livingston, Anthony	5-18	2-2	4-5	0-2	14	1	1	0	1	0	1	38				
03	Carter, Devin	7-13	4-7	4-4	2-3	5	3	22	3	2	0	0	29				
10	Dure, Frederic	2-6	1-1	0-1	1-2	2	2	0	1	0	1	0	17				
11	Waters, Charles	1-2	0-0	0-0	1-1	2	0	0	0	0	0	0	9				
15	Downs, Kelvin	1-1	0-0	0-0	1-1	2	0	0	0	0	0	0	9				
14	Downs, Kelvin	1-3	0-0	0-1	1-0	1	2	0	1	0	0	0	9				
Team																	
Totals		26-72	7-20	11-15	19-27	47	20	14	11	1	2	20					

FG % 1st Half: 13.3% 39.4% 2nd Half: 13.3% 39.4% Game: 26.7% 36.1%  
 3FG % 1st Half: 0.0% 55.6% 2nd Half: 0.0% 55.6% Game: 0.0% 55.6%  
 FT % 1st Half: 0.0% 64.3% 2nd Half: 0.0% 64.3% Game: 0.0% 64.3%

### SUIE 79 • 1-0

#	Player	Total		3-Pr		Rebounds		FT-FTA		PF		A TO Bk		Stl		Min	
		FG	FGA	FG	FGA	Def	Off	Def	Off	Def	Off	A	Bk	Stl	Min		
01	ESLIK, Burak	3-6	2-4	5-6	0-2	3	0	13	4	1	0	1	35				
04	CARK, C.J.	3-12	0-4	2-2	0-2	2	1	8	1	0	0	0	31				
10	ANDERSON, Carlos	1-7	1-3	4-6	1-6	7	3	3	0	0	1	28					
12	MAKANJUOLA, Yemi	5-9	0-0	1-2	4-3	7	3	11	0	2	0	1	18				
14	HENRY, Jalen	3-7	1-3	11-14	2-7	9	2	18	2	3	1	0	28				
00	CHANDLER, Michael	0-0	0-0	0-0	0-0	0	0	0	0	0	0	0	3				
02	THORNTON, Devin	0-2	0-1	1-2	1-1	2	1	2	0	0	0	0	12				
05	FLORENTINOS, Grant	3-4	0-0	0-0	0-0	3	0	0	0	0	0	0	18				
23	WHEELER, Connor	3-7	3-6	0-0	2-2	3	9	1	1	1	0	1	14				
05	SIMMONS, Keenan	0-1	0-1	1-2	1-0	1	4	1	0	0	3	0	7				
Team																	
Totals		21-55	7-22	30-40	11-31	42	20	79	13	7	5	4	20				

FG % 1st Half: 12.3% 35.3% 2nd Half: 9.2% 42.9% Game: 21.5% 38.2%  
 3FG % 1st Half: 4.5% 26.7% 2nd Half: 3.7% 42.9% Game: 7.2% 31.8%  
 FT % 1st Half: 51.4% 64.3% 2nd Half: 10.0% 68.8% Game: 30.4% 75.0%

Officials: Steve Divine, Craig Murley, Mike O'Neill  
 Technical fouls: Arkansas State-None. SUIE-None.  
 Attendance: 1592  
 FIRST REGULAR SEASON GAME FOR SUIE HEAD COACH JON HARRIS

Score by periods	1st	2nd	Total
Arkansas State	37	33	70
SUIE	37	42	79

Points In Off 2nd Fast Bench  
 Arkansas State 36 9 9 2 22  
 SUIE 36 9 9 2 22

Lead: FG - ASU 2nd 00-41, SUIE 2nd 01-23.  
 Largest lead: ASU by 5, SUIE 09-25, SUIE by 2 03-41.  
 FG led for 12:23. SUIE led for 19:16. Game was tied for 08:28.

### GAME 4

JACKSON STATE 69 • 1-3

#	Player	Total		3-Pr		Rebounds		FT-FTA		PF		A TO Bk		Stl		Min	
		FG	FGA	FG	FGA	Def	Off	Def	Off	Def	Off	A	Bk	Stl	Min		
22	Bolden, Treshawn	1-16	0-0	0-0	0-1	1	4	2	1	1	0	0	15				
15	Middleton, Jamarius	1-5	0-0	0-1	3-1	4	4	1	0	0	0	0	8				
01	Franklin, Chase	8-16	2-3	3-3	1-6	7	3	21	1	0	1	0	31				
03	Specks, Yetra	8-14	0-0	0-0	1-1	3	2	1	2	0	1	0	25				
10	Worsham, Rhaelord	2-13	0-2	6-12	2-6	8	2	10	2	2	1	0	38				
06	Collins, Paris	1-9	1-3	0-0	1-3	4	3	3	2	1	0	1	27				
12	Bernard, James	11-20	2-5	1-1	3-2	5	3	25	0	1	1	0	30				
13	Brent, Javens	0-2	2-4	0-0	0-4	2	6	1	1	0	1	0	16				
05	Stanc, Troy	0-0	0-0	0-0	0-0	1	1	1	0	0	0	0	7				
31	Robinson, Dontavone	0-0	0-0	0-0	0-0	0	0	0	0	0	0	0	0				
Team																	
Totals		26-76	7-19	10-16	15-29	44	26	69	9	8	2	6	20				

FG % 1st Half: 14.3% 37.8% 2nd Half: 12.3% 30.8% Game: 26.7% 34.2%  
 3FG % 1st Half: 0.0% 60.0% 2nd Half: 0.0% 22.2% Game: 0.0% 36.6%  
 FT % 1st Half: 0.0% 66.7% 2nd Half: 2.4% 50.0% Game: 30.4% 62.5%

Arkansas State 78 • 2-2

#	Player	Total		3-Pr		Rebounds		FT-FTA		PF		A TO Bk		Stl		Min	
		FG	FGA	FG	FGA	Def	Off	Def	Off	Def	Off	A	Bk	Stl	Min		
15	Davis, Christian	1-0	1-0	1-2	1-0	1	2	1	0	2	0	0	8				
05	Livingston, Anthony	6-11	1-3	2-2	3-11	14	1	15	2	2	0	0	37				
03	Carter, Devin	9	2-5	1-3	0-0	7	7	5	1	3	0	0	29				
12	Gardner, Sean	5-15	1-4	10-13	1-4	5	2	21	2	1	1	0	33				
24	Thomas, Dante	4-7	0-1	13-15	0-0	4	2	17	0	0	0	0	28				
02	Kern, Connor	3-7	2-6	0-0	0-1	1	2	8	0	1	0	0	20				
10	Dure, Frederic	0-2	0-0	1-3	0-0	1	1	2	0	1	0	0	14				
11	Waters, Charles	0-0	0-0	0-0	1-1	4	0	2	4	2	0	0	4				
14	Downs, Kelvin	0-1	0-0	2-2	0-2	2	0	2	0	0	0	0	6				
Team																	
Totals		22-52	5-19	29-37	9-39	45	16	78	14	12	8	5	20				

FG % 1st Half: 11.0% 39.3% 2nd Half: 9.3% 30.0% Game: 10.7% 34.2%  
 3FG % 1st Half: 2.9% 22.2% 2nd Half: 3.0% 30.0% Game: 5.1% 26.9%  
 FT % 1st Half: 11.4% 78.6% 2nd Half: 18.2% 78.3% Game: 29.7% 78.4%

Officials: Mike Stewart, Anthoni Whaley, Joe Wilbert  
 Technical fouls: JACKSON STATE-None. Arkansas State-None.  
 Attendance: 789

Score by periods	1st	2nd	Total
JACKSON STATE	41	28	69
Arkansas State	41	37	78

Points In Off 2nd Fast Bench  
 JACKSON STATE 21 12 12 10 34  
 Arkansas State 29 14 15 11 65

Lead: FG - JACKSON STATE 00-14, ASU 00-16.  
 Largest lead: JACKSON STATE by 10-15:35, ASU by 15-13:39.  
 ASU led for 14:14. ASU led for 21:54. Game was tied for 03:52.

### GAME 7

Arkansas State 78 • 2-5

#	Player	Total		3-Pr		Rebounds		FT-FTA		PF		A TO Bk		Stl		Min	
		FG	FGA	FG	FGA	Def	Off	Def	Off	Def	Off	A	Bk	Stl	Min		
03	Carter, Devin	8-14	5-8	3-6	1-5	6	3	24	4	3	1	0	39				
12	Gardner, Sean	6-20	2-6	3-4	1-3	17	1	17	1	0	1	0	29				
14	Downs, Kelvin	1-2	0-0	0-0	0-4	3	2	1	0	2	0	1	4				
24	Thomas, Dante	5-11	0-1	8-11	3-4	7	3	18	5	0	1	0	24				
10	Livingston, Anthony	1-7	0-1	2-3	0-5	2	4	1	1	0	1	0	25				
10	Dure, Frederic	3-8	1-4	0-1	0-1	3	7	11	1	1	0	0	22				
11	Waters, Charles	0-1	0-0	0-0	0-0	0	0	0	0	0	0	0	4				
15	Davis, Christian	1-2	0-0	0-0	0-1	1	0	2	0	0	0	0	3				
33	Bocum, Nouhoum	0-0	0-0	0-0	0-2	1	0	0	0	0	0	0	4				
42	Hardwick, P.J.	1-3	0-0	0-0	2-3	3	2	2	2	2	0	0	26				
Team																	
Totals		26-68	8-19	18-27	14-25	39	22	78	15	7	7	6	20				

FG % 1st Half: 11.0% 31.4% 2nd Half: 15.3% 45.5% Game: 26.6% 38.2%  
 3FG % 1st Half: 3.0% 30.0% 2nd Half: 5.9% 55.6% Game: 8.1% 42.1%  
 FT % 1st Half: 4.4% 66.7% 2nd Half: 14.2% 66.7% Game: 19.2% 66.7%

Mizzou 88 • 3-3

#	Player	Total		3-Pr		Rebounds		FT-FTA		PF		A TO Bk		Stl		Min	
		FG	FGA	FG	FGA	Def	Off	Def	Off	Def	Off	A	Bk	Stl	Min		
01	PHILLIPS	2-4	0-2	4-4	0-4	4	4	8	7	0	0	1	23				
02	WRIGHT	4-7	1-3	2-2	3-11	14	1	15	2	2	0	0	37				
15	CLARK	2-7	0-1	4-4	1-3	4	2	8	3	3	0	0	26				
24	PURYEAR	4-7	0-1	2-3	2-5	7	2	10	1	3	0	0	21				
44	ROSBURG	0-0	0-0	0-0	0-0	0	0	0	0	0	0	0	0				
04	ISABELL	4-6	2-2	1-1	0-0	0	1	11	2	0	0	0	16				
06	ALLEN	0-0	1-2	0-0	2-2	1	1	0	0	0	0	0	7				
15	WALTON	2-7	0-0	0-0	3-5	0	1	0	0	0	0	0	29				
23	GANT	4-8	0-0	0-0	1-1	0	0	0	0	0	0	0	11				
25	WOODS	2-8	0-0	0-4	2-2	4	3	8	0	1	1	0	8				
33	VANLEER	2-6	2-4	0-0	1-2	3	6	1	0	1	0	0	26				
Team																	
Totals		31-65	7-16	19-26	11-32	43	23	88	14	10	5						

### GAME 10

Arkansas State 70 - 37

#	Player	Total		3-Pr		Rebounds		PF	TP	A	T	Bk	Stl	Min
		FG	FGA	FT	FTA	Off	Def							
10	Waters, Charles	3	15	2	11	0	1	3	4	2	0	0	2	32
12	Gardner, Sean	4	9	4	8	0	3	1	4	2	2	1	0	19
24	Thomas, Dontae	6	9	0	3	7	4	1	1	2	0	0	0	38
10	Livingston, Anthony	1	1	0	0	0	0	0	0	0	0	0	0	11
10	Kern, Connor	0	1	0	0	0	2	0	0	0	0	0	0	11
10	Dure, Fredric	1	4	0	0	0	3	2	1	2	0	0	0	21
14	Downs, Kelvin	0	2	0	0	1	0	1	2	0	1	0	0	9
15	Davis, Christian	0	1	0	0	0	1	1	0	1	0	0	0	4
33	Bocoum, Nouhoum	5	8	0	6	4	5	0	1	6	0	2	0	17
Team		24-62	6-22	16-23	14	28	42	27	10	13	18	6	0	200

FG % 1st Half: 9.28 32.1% 2nd Half: 15.34 44.1% Game: 24.62 38.7% Debutant  
 3FG % 1st Half: 1.9 11.1% 2nd Half: 5.13 38.8% Game: 6.22 27.8% Rebounds  
 FT % 1st Half: 6.7 85.7% 2nd Half: 10.18 82.5% Game: 19.23 69.0%

### UT Martin 74 - 57

#	Player	Total		3-Pr		Rebounds		PF	TP	A	T	Bk	Stl	Min
		FG	FGA	FT	FTA	Off	Def							
10	LEE, Richard	1	4	1	3	0	0	9	0	0	0	0	0	33
10	ANDERSON, Alex	2	9	2	8	4	0	4	0	10	3	0	0	35
10	ROWE, Chandler	0	1	0	1	2	3	2	1	1	1	0	0	12
11	DURHAM, Terrence	0	1	0	1	0	0	1	1	1	0	0	0	7
33	TAYLOR, Miles	6	11	0	3	6	4	10	3	15	2	5	0	30
10	MOBLEY, Jacobly	4	13	1	8	3	2	2	4	12	1	5	0	34
10	EDWARDS, Kedar	2	10	0	2	6	2	6	2	2	2	0	0	18
10	MARTINEZ, Javier	0	2	0	0	0	1	0	1	2	0	0	0	9
30	HOWARD, Twymond	5	11	2	7	3	9	12	3	19	2	2	1	28
Team		24-71	6-30	20-25	22	47	17	14	12	17	2	0	0	200

FG % 1st Half: 12.41 29.3% 2nd Half: 12.30 40.0% Game: 22.71 33.8% Debutant  
 3FG % 1st Half: 4.19 21.1% 2nd Half: 2.11 18.2% Game: 6.30 20.0% Rebounds  
 FT % 1st Half: 6.7 85.7% 2nd Half: 13.15 82.5% Game: 19.23 69.0%

Officials: Kevin Mathis, Bobby Daw, Mike O'Hall  
 Technical fouls: Arkansas State-None, UT Martin-None.  
 Attendance: 811

Score by periods	1st		2nd		Total	
	pts	reb	pts	reb	pts	reb
Arkansas State	25	43	45	79		
UT Martin	35	39	74			

Last FG - ASU 2nd 00:02, ASU 2nd 01:04.  
 Largest lead - ASU by 16 1st 03:17, UTM by 16 2nd 17:05.  
 ASU led for 13:57, UTM led for 24:07. Game was tied for 0:56.

### GAME 11

Central Arkansas 67 - 19

#	Player	Total		3-Pr		Rebounds		PF	TP	A	T	Bk	Stl	Min	
		FG	FGA	FT	FTA	Off	Def								
10	Flores, Justin	4	12	0	2	2	4	3	17	1	1	0	0	36	
10	Waters, Charles	1	2	1	2	0	4	3	7	1	0	0	0	19	
10	Zulfiq, Jack	2	4	0	0	2	5	4	0	2	1	0	0	23	
10	Howard, Jordan	5	13	2	8	2	3	2	4	14	1	0	0	24	
11	Lowery, Jeff	3	9	1	5	6	1	5	6	10	1	4	0	31	
10	Miligan, Connor	2	6	2	4	0	1	5	6	1	2	0	0	15	
10	Christenson, Albert	0	4	0	0	0	1	2	0	1	2	0	0	11	
10	Davis, Christian	2	6	0	1	3	2	1	0	5	2	1	0	0	22
30	Martin, Mike	2	6	0	2	0	2	2	4	0	1	0	0	8	
Team		21-66	6-21	19-28	11	31	42	27	67	7	14	1	0	200	

FG % 1st Half: 10.33 30.3% 2nd Half: 11.33 36.3% Game: 21.66 31.8% Debutant  
 3FG % 1st Half: 2.10 20.0% 2nd Half: 4.11 36.3% Game: 6.21 28.9% Rebounds  
 FT % 1st Half: 9.11 81.8% 2nd Half: 10.17 59.8% Game: 19.28 67.9%

### Arkansas State 77 - 47

#	Player	Total		3-Pr		Rebounds		PF	TP	A	T	Bk	Stl	Min
		FG	FGA	FT	FTA	Off	Def							
11	Waters, Charles	1	1	0	0	2	2	0	4	0	3	2	0	13
10	LEE, Richard	1	7	1	2	0	4	2	2	4	2	1	1	31
10	ANDERSON, Alex	5	12	3	5	0	2	1	5	3	13	3	0	30
10	Carter, Devin	3	7	1	7	1	7	1	4	3	14	2	1	32
10	Dure, Fredric	4	6	0	1	5	3	14	2	2	1	2	1	32
24	Thomas, Dontae	4	6	0	1	5	1	2	4	4	0	2	0	40
10	Kern, Connor	1	5	0	0	1	1	2	3	2	0	0	0	17
10	Pierre, Josh	1	4	1	3	0	1	3	0	3	0	0	0	18
15	Davis, Christian	0	1	0	1	2	0	1	1	2	1	0	1	18
33	Bocoum, Nouhoum	2	6	0	1	3	2	4	1	4	0	1	0	11
Team		24-54	2-18	22-37	7	37	44	21	77	13	16	6	0	200

FG % 1st Half: 10.30 30.3% 2nd Half: 14.24 53.9% Game: 24.54 44.4% Debutant  
 3FG % 1st Half: 1.10 11.1% 2nd Half: 5.80 53.9% Game: 7.18 38.6% Rebounds  
 FT % 1st Half: 8.17 47.1% 2nd Half: 14.20 70.0% Game: 22.37 59.5%

Officials: Frank Rogosa, Trent Davis, Mike Milrose  
 Technical fouls: Central Arkansas-None, Arkansas State-None, Arkansas State-None.  
 Attendance: 1040

Score by periods	1st		2nd		Total	
	pts	reb	pts	reb	pts	reb
Arkansas State	31	36	67			
Central Arkansas	30	47	77			

Last FG - UCA 2nd 00:06, ASU 2nd 00:05.  
 Largest lead - ASU by 9 1st 05:19, ASU by 19 2nd 05:50.  
 UCA led for 17:52, ASU led for 30:23. Game was tied for 02:15.

### GAME 13

Arkansas State 89 - 67 (2-0 SBC)

#	Player	Total		3-Pr		Rebounds		PF	TP	A	T	Bk	Stl	Min
		FG	FGA	FT	FTA	Off	Def							
11	Waters, Charles	1	4	0	1	2	3	6	0	0	0	0	0	18
10	Livingston, Anthony	1	10	0	3	2	2	9	11	22	0	1	1	20
10	Carter, Devin	3	7	1	3	1	1	1	2	2	0	0	0	34
12	Gardner, Sean	2	9	0	4	1	1	2	3	10	0	0	0	32
24	Thomas, Dontae	6	7	0	1	5	0	14	1	4	4	0	0	36
10	Pierre, Josh	0	4	0	0	1	0	1	1	1	0	0	0	14
10	Dure, Fredric	0	1	0	1	2	4	4	2	2	0	0	0	15
10	Davis, Christian	0	0	0	0	1	1	1	0	1	0	0	0	4
33	Bocoum, Nouhoum	3	4	0	4	6	1	1	0	1	2	2	0	18
Team		33-61	5-18	18-23	10	35	45	17	89	10	3	0	0	200

FG % 1st Half: 14.34 41.2% 2nd Half: 19.27 70.4% Game: 39.61 54.1% Debutant  
 3FG % 1st Half: 2.13 15.4% 2nd Half: 5.18 27.8% Game: 9.18 27.8% Rebounds  
 FT % 1st Half: 5.8 62.5% 2nd Half: 13.15 82.5% Game: 14.22 63.6%

### South Alabama 67 - 58 (2-0 SBC)

#	Player	Total		3-Pr		Rebounds		PF	TP	A	T	Bk	Stl	Min	
		FG	FGA	FT	FTA	Off	Def								
10	Boyanov, George	1	2	0	1	2	3	6	1	1	0	0	0	19	
11	Marjan, Nikola	0	1	0	1	2	0	2	0	2	0	0	0	5	
10	Carter, Devin	3	7	1	3	1	1	2	3	10	0	0	0	34	
10	Williams, Ken	3	8	1	6	3	1	2	2	3	3	0	0	37	
04	Stevens, Berrington	1	4	1	2	2	4	6	0	3	2	0	0	26	
10	Calhoun, Sheq	1	5	1	4	2	0	2	2	0	2	0	0	14	
05	Muspokeyly, Don	1	3	0	0	1	2	3	2	0	0	2	1	17	
14	Epps, Devin	0	0	0	0	0	0	0	0	0	0	0	0	2	
20	Whittingham, Tafari	3	7	0	1	5	3	7	0	2	0	0	0	21	
22	Davis, Nick	1	7	0	2	2	4	3	0	1	0	0	0	16	
22	Brown, John	2	6	1	2	1	1	0	1	2	6	3	1	0	17
Team		22-65	9-33	14-22	14	21	35	19	67	11	12	3	0	200	

FG % 1st Half: 10.31 32.3% 2nd Half: 12.34 35.3% Game: 22.65 33.8% Debutant  
 3FG % 1st Half: 5.14 35.7% 2nd Half: 4.49 44.4% Game: 9.23 39.1% Rebounds  
 FT % 1st Half: 6.11 62.7% 2nd Half: 14.21 54.0% Game: 14.22 63.6%

Officials: Jason Creek, Rick Hartzel, Brad Stogdill  
 Technical fouls: Arkansas State-None, South Alabama-None.  
 Attendance: 1898

Score by periods	1st		2nd		Total	
	pts	reb	pts	reb	pts	reb
Arkansas State	33	41	89			
South Alabama	33	34	67			

Last FG - ASU 2nd 00:46, ASU 2nd 00:27.  
 Largest lead - ASU by 26 1st 02:07, USA by 16 2nd 00:00.  
 ASU led for 38:51, USA led for 00:00. Game was tied for 00:00.

### GAME 14

ULM 65 - 68 (2-1 SBC)

#	Player	Total		3-Pr		Rebounds		PF	TP	A	T	Bk	Stl	Min
		FG	FGA	FT	FTA	Off	Def							
05	Sarmal, Jamaal	1	6											



### GAME 19

Arkansas State 68 - 9-10, 5-3 SBC

#	Player	Total			3-Pr			Rebounds		PF	TP	A	TO	Blk	Stl	Min
		FG	FGA	FT	FTA	Off	Def	Total								
01	Livingston, Anthony	4-9	1-2	2-2	1	7	8	3	11	1	1	0	1			32
33	Bocum, Nouhoum	0-4	0-0	2-2	2	0	2	1	2	0	0	0	0			12
03	Carter, Devin	5-14	3-7	6-7	0	3	3	3	19	0	2	0	1			40
12	Gardner, Sean	9-13	3-3	5-5	0	1	1	1	26	3	0	1	2			35
24	Thomas, Dante	3-6	0-0	2-2	1	2	3	1	8	3	3	0	0			24
04	Pierre, Josh	0-3	0-3	0-0	0	3	3	0	0	0	0	0	0			28
10	Dure, Fredric	1-2	0-0	0-1	0	2	2	4	2	0	2	0	1			16
11	Waters, Charles	0-0	0-0	0-0	0	1	1	2	0	0	0	0	0			11
15	Davis, Christian	0-0	0-0	0-0	0	0	0	2	0	0	0	0	0			2
	Team			2-3			3									
	Totals	22-51	7-15	17-19	6	22	28	20	68	7	8	1	5			200

FG % 1st Half: 10.26 38.5% 2nd half: 10.25 48.0% Game: 22-51 43.1% Deadball  
 3FG % 1st Half: 2.8 25.0% 2nd half: 5.7 71.4% Game: 7-15 46.7% Rebounds  
 FT % 1st Half: 4.4 100.0% 2nd half: 13-15 86.7% Game: 17-19 89.5%

Texas State 78 - 9-7, 3-4 SBC

#	Player	Total			3-Pr			Rebounds		PF	TP	A	TO	Blk	Stl	Min
		FG	FGA	FT	FTA	Off	Def	Total								
01	Gilder-Tibury, K.	1	5-9	3-5	4-4	2	2	4	4	17	0	1	0	0		27
21	Giant, Emari	1	4-10	0-0	1-2	1	6	7	1	9	1	2	0	1		28
24	Naylor, Cameron	1	8-12	1-1	3-4	1	8	9	1	20	1	1	0	1		27
09	Black, Ojai	1	2-3	0-0	3-6	0	2	2	4	7	8	0	1	1		30
15	Montalvo, Ethan	1	5-13	5-7	0-0	0	4	4	1	15	2	1	0	0		36
00	Conley, Bobby	1	0-2	0-1	2-2	1	0	1	0	2	0	0	1	2		8
03	McCrea, Maljhum	1	0-1	0-0	0-2	1	0	1	0	1	0	0	0	0		5
14	Malvasu, K.J.	1	0-1	0-1	0-0	0	0	0	0	1	1	0	0	0		10
23	Roberson, Anthony	1	1-3	0-0	6-7	3	3	6	3	8	0	0	0	0		22
32	Ramial, Kendall	1	0-1	0-0	0-0	3	0	3	2	0	0	0	0	0		7
	Team				1	0	1									
	Totals	25-55	9-15	19-27	13	25	38	17	78	13	6	2	5			200

FG % 1st Half: 15-30 50.0% 2nd half: 10-25 40.0% Game: 25-55 45.5% Deadball  
 3FG % 1st Half: 2-8 25.0% 2nd half: 5.7 71.4% Game: 9-15 60.0% Rebounds  
 FT % 1st Half: 4.4 100.0% 2nd half: 15-23 65.2% Game: 19-27 70.4%

Officials: R-Todd Austin, U1-Vladimir Voyard-Tadai, U2-J.J. Desai  
 Technical fouls: Arkansas State-None, Texas State-None.  
 Attendance: 2877

Score by periods	1st	2nd	Total
Arkansas State	26	42	68
Texas State	38	40	78

	In	Off	2nd	Fast	Bench
Arkansas State	26	4	4	2	7
Texas State	38	4	14	5	10

Last FG - ASU 2nd-02:30, TXST 2nd-00:35.  
 Largest lead - ASU leads, TXST by 14 1st-02:32.  
 ASU led for 00:00, TXST led for 36:53. Game was tied for 01:07.

### GAME 20

Georgia State 69 - 12-6 (5-4)

#	Player	Total			3-Pr			Rebounds		PF	TP	A	TO	Blk	Stl	Min
		FG	FGA	FT	FTA	Off	Def	Total								
01	Hollowell, Jeremy	1	4-12	2-4	5-5	1	4	5	5	15	1	3	0	0		22
31	Shipes, T.J.	1	3-5	0-0	2-4	2	9	11	2	8	0	3	2	3		34
04	Dennis, Isaiah	1	1-5	0-0	0-0	0	1	1	2	2	1	2	0	2		31
30	Thomas, Jeff	1	1-11	0-4	0-1	2	2	4	2	2	0	0	0	1		27
32	Ware, Kevin	1	3-11	0-2	8-10	1	5	6	0	14	1	1	0	2		41
02	Benlevi, Malik	1	1-2	0-1	2-2	1	0	1	3	4	1	0	0	0		5
11	Williams, Isaiah	1	3-6	1-2	2-5	2	0	2	1	9	3	3	0	3		20
15	Brown, Jalen	1	0-1	0-1	0-0	0	0	0	1	0	0	0	0	0		1
23	Session, Jordan	1	2-6	0-0	0-0	0	1	1	3	4	0	1	0	0		10
33	Corder, Markus	1	4-8	0-0	3-4	2	3	5	4	11	2	5	0	3		34
	Team				6	5	11									
	Totals	22-67	3-14	22-31	17	30	47	23	69	9	19	2	14			225

FG % 1st Half: 11-33 33.3% 2nd half: 7-25 28.0% OT: 4-9 44.4% Game: 22-67 32.8% Deadball  
 3FG % 1st Half: 0-8 0.0% 2nd half: 2-4 50.0% OT: 1-4 25.0% Game: 3-14 21.4% Rebounds  
 FT % 1st Half: 4-6 66.7% 2nd half: 15-21 71.4% OT: 3-4 75.0% Game: 22-31 71.0%

Arkansas State 75 - 10-10 (6-3)

#	Player	Total			3-Pr			Rebounds		PF	TP	A	TO	Blk	Stl	Min
		FG	FGA	FT	FTA	Off	Def	Total								
11	Waters, Charles	1	5-9	0-0	3-6	3	7	10	4	13	0	0	1	0		27
03	Carter, Devin	1	6-16	1-3	9-10	2	10	12	4	22	2	5	0	1		43
10	Dure, Fredric	1	5-11	3-7	2-2	1	3	4	4	15	1	2	0	0		42
12	Gardner, Sean	1	1-5	0-4	4-7	0	6	6	5	6	5	4	2	3		35
04	Pierre, Josh	1	5-13	3-8	0-1	3	2	5	0	13	4	7	1	2		35
15	Davis, Christian	1	0-3	0-3	0-0	1	4	5	1	0	0	1	0	0		28
33	Bocum, Nouhoum	1	2-2	0-0	0-0	0	1	1	3	4	0	0	0	0		7
	Team				0-3	0-0	2-2	0	0	0	1	2	0	1		8
	Totals	24-61	7-25	20-28	12	34	46	22	75	13	21	6	5			225

FG % 1st Half: 6-25 24.0% 2nd half: 13-29 44.8% OT: 5-7 71.4% Game: 24-61 38.3% Deadball  
 3FG % 1st Half: 2-12 16.7% 2nd half: 3-11 27.3% OT: 2-2 100.0% Game: 7-25 28.0% Rebounds  
 FT % 1st Half: 5-9 55.6% 2nd half: 9-13 69.2% OT: 6-6 100.0% Game: 20-28 71.4%

Officials: John Heasley, Alan Sparhour, Glenn Tull  
 Technical fouls: Georgia State-None, Arkansas State-None.  
 Attendance: 1719

Score by periods	1st	2nd	OT	Total
Georgia State	25	31	12	69
Arkansas State	19	38	18	75

	In	Off	2nd	Fast	Bench
Georgia State	25	4	4	2	7
Arkansas State	19	4	14	5	10

Last FG - GSU OT-00:07, ASU OT-00:36.  
 Largest lead - GSU by 10 1st-11:23, ASU by 7 OT-02:38.  
 GSU led for 34:12, ASU led for 05:06. Game was tied for 01:42.

### GAME 22

### GAME 23

### GAME 24

### GAME 25

### GAME 26

### GAME 27

**2015-16 SEASON STATS**


**THE STAT CREW SYSTEM**  
**Arkansas State Combined Team Statistics (as of Jan 28, 2016)**  
**All games**



<b>RECORD:</b>	<b>OVERALL</b>	<b>HOME</b>	<b>AWAY</b>	<b>NEUTRAL</b>
ALL GAMES	10-10	8-2	2-8	0-0
CONFERENCE	6-3	4-1	2-2	0-0
NON-CONFERENCE	4-7	4-1	0-6	0-0

#	Player	gp-gs	min	avg	Total		3-Point		F-Throw		Rebounds				pf	dq	a	to	blk	stl	pts	avg
					fg-fga	fg%	3fg-fga	3fg%	ft-fa	ft%	off	def	tot	avg								
03	Carter, Devin	20-19	686	34.3	120-255	.471	54-130	.415	49-68	.721	16	78	94	4.7	57	3	41	39	6	18	343	17.2
50	Livingston, Anthony	20-20	618	30.9	113-259	.436	16-54	.296	62-72	.861	48	140	188	9.4	56	0	10	33	18	17	304	15.2
24	Thomas, Donte	19-19	624	32.8	74-150	.493	2-16	.125	93-138	.674	19	104	123	6.5	45	1	115	51	6	24	243	12.8
12	Gardner, Sean	19-16	557	29.3	68-192	.354	22-74	.297	45-56	.804	26	37	63	3.3	39	1	36	32	7	22	203	10.7
33	Bocoum, Nouhoum	18-2	221	12.3	39-89	.438	0-1	.000	32-46	.696	25	33	58	3.2	23	0	5	12	8	1	110	6.1
14	Downs, Kelvin	10-3	134	13.4	22-35	.629	0-0	.000	7-7	1.000	6	21	27	2.7	18	0	4	11	8	3	51	5.1
10	Dure, Frederic	20-4	414	20.7	28-84	.333	6-34	.176	28-45	.622	7	48	55	2.8	47	2	31	27	14	9	90	4.5
11	Waters, Charles	20-11	259	13.0	35-72	.486	0-0	.000	16-21	.762	26	53	79	4.0	55	3	5	18	22	9	86	4.3
02	Kern, Connor	8-1	85	10.6	10-26	.385	6-20	.300	0-0	.000	1	5	6	0.8	13	0	2	4	0	3	26	3.3
42	Hardwick, PJ	7-1	142	20.3	4-18	.222	1-3	.333	8-12	.667	3	14	17	2.4	12	0	19	10	0	7	17	2.4
15	Davis, Christian	17-4	136	8.0	9-30	.300	0-0	.000	11-19	.579	6	15	21	1.2	34	0	0	13	3	3	29	1.7
04	Pierre, Josh	14-0	174	12.4	3-22	.136	3-17	.176	2-4	.500	5	17	22	1.6	9	0	2	1	0	2	11	0.8
Team											31	39	70		3		4					
Total.....		20	4050		525-1232	.426	110-349	.315	353-488	.723	219	604	823	41.2	411	10	270	255	92	118	1513	75.7
Opponents.....		20	4050		483-1264	.382	163-458	.356	370-538	.688	258	561	819	41.0	432	-	248	251	69	134	1499	74.9

TEAM STATISTICS	ASU	OPP	Date	Opponent	Score	Att.
SCORING	1513	1499	11/13/15	at SIUE	L 70-79	1592
Points per game	75.7	74.9	11/16/15	LYON COLLEGE	W 81-37	904
Scoring margin	+0.7	-	11/18/15	at Savannah State	L 75-76	1440
FIELD GOALS-ATT	525-1232	483-1264	11/22/15	JACKSON STATE	W 78-69	789
Field goal pct	.426	.382	11-25-15	at Oregon	L 68-91	5465
3 POINT FG-ATT	110-349	163-458	11/27/15	at Baylor	L 72-94	4768
3-point FG pct	.315	.356	12-1-15	at Mizzou	L 78-88	5104
3-pt FG made per game	5.5	8.2	12/4/15	NORTH DAKOTA STATE	L 73-74	1054
FREE THROWS-ATT	353-488	370-538	12/12/15	ARKANSAS-MONTICELLO	W 104-71	1222
Free throw pct	.723	.688	12-18-15	at UT Martin	L 70-74	811
F-Throws made per game	17.7	18.5	12/22/15	CENTRAL ARKANSAS	W 77-67	1040
REBOUNDS	823	819	* 12/30/15	at Troy	W 84-81	1452
Rebounds per game	41.2	41.0	* 01/02/16	at South Alabama	W 89-67	1808
Rebounding margin	+0.2	-	* 1/7/16	ULM	Wot 68-65	1385
ASSISTS	270	248	* 1/9/16	UL	W 71-69	2019
Assists per game	13.5	12.4	* 1/16/16	APPALACHIAN STATE	L 72-86	1615
TURNOVERS	255	251	* 1/18/16	LITTLE ROCK	W 76-73	2136
Turnovers per game	12.8	12.6	* 1/21/16	at UT Arlington	L 64-91	3111
Turnover margin	-0.2	-	* 01/23/16	at Texas State	L 68-78	2857
Assist/turnover ratio	1.1	1.0	* 1/28/16	GEORGIA STATE	Wot 75-69	1719
STEALS	118	134				
Steals per game	5.9	6.7				
BLOCKS	92	69				
Blocks per game	4.6	3.5				
ATTENDANCE	13883	28408				
Home games-Avg/Game	10-1388	10-2841				
Neutral site-Avg/Game	-	0-0				

\* - Conference game

Score by Periods	1st	2nd	OT	Totals
Arkansas State	657	826	30	1513
Opponents	725	753	21	1499



CONFERENCE ONLY STATS



THE STAT CREW SYSTEM
Arkansas State Combined Team Statistics (as of Jan 28, 2016)
Conference games



RECORD: OVERALL HOME AWAY NEUTRAL
ALL GAMES 6-3 4-1 2-2 0-0
CONFERENCE 6-3 4-1 2-2 0-0
NON-CONFERENCE 0-0 0-0 0-0 0-0

Table with columns: #, Player, gp-gs, min, avg, fg-fga, fg%, 3fg-fga, 3fg%, ft-fga, ft%, off, def, tot, avg, pf, dq, a, to, blk, stl, pts, avg. Includes player stats for Carter, Livingston, Thomas, Gardner, Bocoum, Dure, Waters, Davis, Pierre and team/opponent totals.

TEAM STATISTICS ASU OPP Date Opponent Score Att.
SCORING 667 679 \* 12/30/15 at Troy W 84-81 1452
Points per game 74.1 75.4 \* 01/02/16 at South Alabama W 89-67 1808
Scoring margin -1.3 - \* 1/7/16 ULM Wot 68-65 1385
FIELD GOALS-ATT 231-541 219-573 \* 1/9/16 UL W 71-69 2019
Field goal pct .427 .382 \* 1/16/16 APPALACHIAN STATE L 72-86 1615
3 POINT FG-ATT 50-165 83-213 \* 1/18/16 LITTLE ROCK W 76-73 2136
3-point FG pct .303 .390 \* 1/21/16 at UT Arlington L 64-91 3111
3-pt FG made per game 5.6 9.2 \* 01/23/16 at Texas State L 68-78 2857
FREE THROWS-ATT 155-218 158-232 \* 1/28/16 GEORGIA STATE Wot 75-69 1719
Free throw pct .711 .681
F-Throws made per game 17.2 17.6 \* - Conference game
REBOUNDS 357 379
Rebounds per game 39.7 42.1
Rebounding margin -2.4 -
ASSISTS 111 116
Assists per game 12.3 12.9
TURNOVERS 111 112
Turnovers per game 12.3 12.4
Turnover margin +0.1 -
Assist/turnover ratio 1.0 1.0
STEALS 51 61
Steals per game 5.7 6.8
BLOCKS 34 26
Blocks per game 3.8 2.9
ATTENDANCE 8874 9228
Home games-Avg/Game 5-1775 4-2307
Neutral site-Avg/Game - 0-0

Score by Periods 1st 2nd OT Totals
Arkansas State 277 360 30 667
Opponents 321 337 21 679

**SEASON/CAREER STATS**


**THE STAT CREW SYSTEM**  
**Arkansas State Season/Career Statistics (as of Jan 28, 2016)**  
**All games**



## SEASON STATISTICS

## CAREER STATISTICS

SUMMARY	gp-gs	min/g	fg%	3fg%	ft%	r/g	a/g	stl	blk	pts/g	gp-gs	min/g	fg%	3fg%	ft%	r/g	a/g	stl	blk	pts/g
Carter, Devin	20-19	34.3	.471	.415	.721	4.7	2.1	18	6	17.2	20-19	34.3	.471	.415	.721	4.7	2.1	18	6	17.2
Livingston, Anthony	20-20	30.9	.436	.296	.861	9.4	0.5	17	18	15.2	49-49	33.8	.452	.312	.745	9.8	0.7	31	47	15.6
Thomas, Donte	19-19	32.8	.493	.125	.674	6.5	6.1	24	6	12.8	19-19	32.8	.493	.125	.674	6.5	6.1	24	6	12.8
Gardner, Sean	19-16	29.3	.354	.297	.804	3.3	1.9	22	7	10.7	48-42	30.3	.392	.336	.766	3.3	1.5	55	15	11.5
Bocoum, Nouhoum	18-2	12.3	.438	.000	.696	3.2	0.3	1	8	6.1	46-17	14.2	.442	.250	.686	3.9	0.2	6	20	6.0
Downs, Kelvin	10-3	13.4	.629	.000	1.000	2.7	0.4	3	8	5.1	99-17	14.3	.445	.167	.655	2.3	0.3	21	53	3.3
Dure, Frederic	20-4	20.7	.333	.176	.622	2.8	1.6	9	14	4.5	32-7	19.9	.374	.328	.625	2.8	1.4	15	14	5.2
Waters, Charles	20-11	13.0	.486	.000	.762	4.0	0.3	9	22	4.3	45-17	12.9	.458	.000	.762	3.6	0.2	23	40	3.6
Kern, Connor	8-1	10.6	.385	.300	.000	0.8	0.3	3	0	3.3	8-1	10.6	.385	.300	.000	0.8	0.3	3	0	3.3
Hardwick, PJ	7-1	20.3	.222	.333	.667	2.4	2.7	7	0	2.4	34-21	27.0	.336	.231	.776	3.0	4.4	26	0	4.3
Davis, Christian	17-4	8.0	.300	.000	.579	1.2	0.0	3	3	1.7	17-4	8.0	.300	.000	.579	1.2	0.0	3	3	1.7
Pierre, Josh	14-0	12.4	.136	.176	.500	1.6	0.1	2	0	0.8	34-0	6.6	.211	.219	.600	0.9	0.1	5	0	0.9

SCORING	fg-fga	fg%	3fg-fga	3fg%	ft-fa	ft%	pts	pts/g	fg-fga	fg%	3fg-fga	3fg%	ft-fa	ft%	pts	pts/g
Carter, Devin	120-255	.471	54-130	.415	49-68	.721	343	17.2	120-255	.471	54-130	.415	49-68	.721	343	17.2
Livingston, Anthony	113-259	.436	16-54	.296	62-72	.861	304	15.2	279-617	.452	43-138	.312	164-220	.745	765	15.6
Thomas, Donte	74-150	.493	2-16	.125	93-138	.674	243	12.8	74-150	.493	2-16	.125	93-138	.674	243	12.8
Gardner, Sean	68-192	.354	22-74	.297	45-56	.804	203	10.7	197-502	.392	76-226	.336	82-107	.766	552	11.5
Bocoum, Nouhoum	39-89	.438	0-1	.000	32-46	.696	110	6.1	102-231	.442	1-4	.250	72-105	.686	277	6.0
Downs, Kelvin	22-35	.629	0-0	.000	7-7	1.000	51	5.1	126-283	.445	1-6	.167	72-110	.655	325	3.3
Dure, Frederic	28-84	.333	6-34	.176	28-45	.622	90	4.5	52-139	.374	21-64	.328	40-64	.625	165	5.2
Waters, Charles	35-72	.486	0-0	.000	16-21	.762	86	4.3	66-144	.458	0-2	.000	32-42	.762	164	3.6
Kern, Connor	10-26	.385	6-20	.300	0-0	.000	26	3.3	10-26	.385	6-20	.300	0-0	.000	26	3.3
Hardwick, PJ	4-18	.222	1-3	.333	8-12	.667	17	2.4	46-137	.336	3-13	.231	52-67	.776	147	4.3
Davis, Christian	9-30	.300	0-0	.000	11-19	.579	29	1.7	9-30	.300	0-0	.000	11-19	.579	29	1.7
Pierre, Josh	3-22	.136	3-17	.176	2-4	.500	11	0.8	8-38	.211	7-32	.219	6-10	.600	29	0.9

TOTALS	o-reb	d-reb	t-reb	pf	fo	ast	to	a/to	o-reb	d-reb	t-reb	pf	fo	ast	to	a/to
Carter, Devin	16	78	94	57	3	41	39	1.1	16	78	94	57	3	41	39	1.1
Livingston, Anthony	48	140	188	56	0	10	33	0.3	126	353	479	123	1	32	111	0.3
Thomas, Donte	19	104	123	45	1	115	51	2.3	19	104	123	45	1	115	51	2.3
Gardner, Sean	26	37	63	39	1	36	32	1.1	58	101	159	103	4	71	75	0.9
Bocoum, Nouhoum	25	33	58	23	0	5	12	0.4	72	108	180	71	1	8	41	0.2
Downs, Kelvin	6	21	27	18	0	4	11	0.4	69	159	228	221	6	28	106	0.3
Dure, Frederic	7	48	55	47	2	31	27	1.1	9	80	89	64	3	44	48	0.9
Waters, Charles	26	53	79	55	3	5	18	0.3	58	105	163	113	6	8	32	0.3
Kern, Connor	1	5	6	13	0	2	4	0.5	1	5	6	13	0	2	4	0.5
Hardwick, PJ	3	14	17	12	0	19	10	1.9	24	78	102	67	1	149	69	2.2
Davis, Christian	6	15	21	34	0	0	13	0.0	6	15	21	34	0	0	13	0.0
Pierre, Josh	5	17	22	9	0	2	1	2.0	6	23	29	10	0	2	3	0.7