



ARKANSAS STATE MEN'S BASKETBALL

Men's Basketball Twitter: @ASateMB • Twitter In-Game Updates: @ASateGameDay, #ASateMB • Athletics Website: AStateRedWolves.com
Mark Taylor, Assistant Athletics Media Relations Director • Office: 870-972-3383 • Cell: 870-219-5705 • Email: martaylor@astate.edu

STAT COMPARISON

A-STATE	GAME 29	ULL
SBC Overall	Stat	Overall SBC
6-13	11-17	Record 18-12 11-7
63.1	64.7	Points Per Game 78.0 75.8
70.5	69.2	Points Per Game (DEF) 70.3 70.2
39.3	40.9	Field Goal % 46.2 44.6
43.8	42.7	Field Goal % (DEF) 42.8 44.2
30.9	32.8	3-Point FG % 36.0 35.0
34.3	33.1	3-Point FG % (DEF) 31.7 32.7
71.5	70.3	Free Throw % 70.1 71.8
35.2	35.7	Rebounds Per Game 39.7 39.0
10.7	11.3	Assists Per Game 14.5 13.5
13.6	13.6	Turnovers Per Game 14.7 13.5
3.0	3.1	Blocks Per Game 4.0 3.7
5.5	5.4	Steals Per Game 6.8 5.9

2014-15 SCHEDULE

DATE	OPPONENT (TV)	TIME/RESULT
Nov. 5	Henderson State (<i>Exhibition</i>)	84-64, W
Nov. 12	Southern Arkansas (<i>Exhibition</i>)	67-69, L
Nov. 17	Tennessee-Martin	73-75, L
Nov. 24	Lamar	58-63, L
Dec. 1	at Central Arkansas	67-49, W
Dec. 6	Belhaven	95-68, W
Dec. 10	at Purdue (ESPN3)	46-87, L
Dec. 13	at Toledo	65-73, L
Dec. 17	at Mississippi State (SEC Network)	69-55, W
Dec. 20	Marshall	67-58, W
Dec. 23	at Niagara	74-69, W
Dec. 30	at South Alabama*	63-60 (OT), W
Jan. 3	Appalachian State*	73-74, L
Jan. 5	at ULM*	61-70, L
Jan. 8	Georgia Southern*	61-73, L
Jan. 10	at UT Arlington*	50-77, L
Jan. 15	at Appalachian State*	59-50, W
Jan. 17	Texas State* (ESPN3)	78-73 (OT), W
Jan. 19	Georgia State*	54-60, L
Jan. 22	at Louisiana*	59-96, L
Jan. 24	at Troy*	64-55, W
Jan. 29	UALR*	65-75, L
Jan. 31	at Georgia State*	43-74, L
Feb. 5	Troy*	64-69, L
Feb. 12	at Georgia Southern*	60-65, L
Feb. 19	at UALR*	57-50, L
Feb. 21	ULM*	70-68, W
Feb. 26	UT Arlington*	81-80, W
Feb. 28	at Texas State*	60-70, L
Mar. 5	South Alabama*	76-81, L
Mar. 7	Louisiana*	7:05 p.m.
Mar. 12-15	SBC Tournament (New Orleans, La.)	TBA

All times listed are Central

All home games in **bold**

* – Sun Belt Conference Game



ARKANSAS STATE
RED WOLVES

Head Coach: John Brady
Year: 7th Season
Record at A-State: 110-108 (7 yrs)
Career Record: 391-324 (23 yrs.)
vs. UL Lafayette: 7-9
MBB SID: Mark Taylor

Top Players (per game):
Pts: Anthony Livingston (15.9)
Rebs: Anthony Livingston (10.0)
Asts: PJ Hardwick (4.8)
Blks: Anthony Livingston (1.0)
Stls: Cameron Golden (1.8)

—VS—



LOUISIANA-LAFAYETTE
RAGIN' CAJUNS

Head Coach: Bob Marlin
Year: 5th Season
Record at School: 84-75
Career Record: 432-241 (22 yrs)
vs. A-State: 7-4
MBB SID: Ben Rikard

Top Players (per game):
Pts: Shawn Long (17.0)
Rebs: Shawn Long (10.3)
Asts: Jay Wright (3.6)
Blks: Shawn Long (1.6)
Stls: Kasey Shepherd (1.8)

GAME INFORMATION

DATE: Saturday, March 7, 2015
TIPOFF: 7:00 p.m.
LOCATION: Jonesboro, Ark.
ARENA: Convocation Center
ARENA CAPACITY: 10,038
VIDEO: Red Wolves Digital Network
RADIO: East Arkansas Broadcasters
Red Wolves Sports Network
107.9 KFIN-FM (Jonesboro) - Flagship
TALENT: Matt Stolz (play-by-play)
ONLINE AUDIO: AStateRedWolves.com
LIVE STATS: AStateStats.com

SERIES HISTORY

OverallULL leads, 47-23
Last MeetingULL, 96-59
Location.....Lafayette
Streak.....A-State L4
In JonesboroTied, 16-16
In LafayetteULL leads, 28-7
Neutral SiteULL leads, 3-0

QUICK HITS

- A-State trailed by 24 in the second half and came back to tie the game, but South Alabama defeated the Red Wolves 81-76.
- With the loss, A-State was eliminated from Sun Belt Conference Tournament contention. A win Saturday against Louisiana-Lafayette coupled with a Texas State loss at ULM would have A-State and Texas State tied at 7-13 in conference, but the tiebreaker would go to Texas State due to record against Georgia State.
- Anthony Livingston scored 22 points and grabbed nine rebounds to continue to average a double-double. Sean Gardner added 21 points and Cameron Golden chipped in with 15 points.
- The Red Wolves perimeter shot 15 percent (3-20) at UALR (Feb. 19), but has since responded by going 41 percent (56-99) in the last four games against ULM (16-33/49 percent), UT Arlington (14-38/37 percent), Texas State (10-28/36 percent) and South Alabama (16-37/43 percent).
- A-State has amassed a record of 202-203 (.499) since joining the Sun Belt Conference in the 1991-92 season. A-State is now 131-69 (.655) in home SBC games while the road record sits at 71-133 (.349).
- The Red Wolves are 11-6 on the season when pulling down 35-plus rebounds. A-State is 10-5 when attempting fewer three-pointers in the second half compared to the first half and 9-3 when shooting a better field goal percentage than their opposition.
- A-State is 3-6 this season in game two of the home-and home conference series. Under head coach John Brady, A-State is 20-28 in game two of a regular season home-and-home conference series.

ARKANSAS STATE PROBABLE STARTERS (BASED OFF LAST GAME)

Player	PPG	FG%	3FG%	FT%	RPG	APG	SPG	BPG	MPG
1 G Cameron Golden	13.9	36.6	30.6	71.1	3.1	2.8	1.8	0.2	35.4
12 G Sean Gardner	12.2	41.7	35.1	72.5	3.4	1.3	1.2	0.3	31.0
13 G C.J. Foster	2.3	29.8	20.0	65.4	1.1	0.7	0.1	0.0	14.0
24 F Anthony Livingston	15.9	46.4	32.5	68.3	10.0	0.8	0.5	1.0	35.8
33 F Nouhoum Bocoum	6.2	44.7	33.3	70.2	4.3	0.1	0.2	0.4	15.9

LOUISIANA-LAFAYETTE PROBABLE STARTERS (BASED OFF LAST GAME)

Player	PPG	FG%	3FG%	FT%	RPG	APG	SPG	BPG	MPG
1 G Jay Wright	9.2	39.8	39.1	61.2	3.0	3.6	1.0	0.3	25.8
3 G Xavian Rimmer	4.2	34.0	28.1	75.0	1.5	0.8	0.3	0.0	15.6
15 F Aaron LeBlanc	0.9	50.0	0.0	0.0	0.9	0.2	0.0	0.7	4.4
21 F Shawn Long	17.0	54.6	36.2	66.0	10.3	1.3	0.5	1.6	28.1
22 F Johnathan Stove	5.0	47.8	31.8	72.7	2.0	1.8	0.3	0.3	17.4

ARKANSAS STATE PLAYER NOTABLES

0



DAJION MACKLIEN

G • So. • 6-1 • 195 • Los Angeles, Calif.

PPG	RPG	FG%	3 FG%	FT%	MIN
2.0	0.9	43.6	38.5	66.7	11.9

Last Game: 1-3 FG, 1-1 3FG, 0 REB, 1 AST, 3 PTS in 12 MIN vs South Alabama
Notes: Scored 7 pts at Toledo and Troy | Averaged 12.2 PPG and 3.2 RPG at Chattahoochee Valley Community College | Played football at Division II North Alabama in 2012 (1 REC - 13 yds)

CAREER	PTS	REB	AST	STL	BLK	FGM	FGA	3FGM	3FGA	FTM	FTA
HIGHS	7	4	3	1	--	3	4	2	3	3	3

1



CAMERON GOLDEN

G • Jr. • 6-0 • 158 • Memphis, Tenn.

PPG	RPG	FG%	3 FG%	FT%	MIN
13.9	3.1	36.6	30.6	71.1	35.4

Last Game: 5-12 FG, 1-4 3FG, 4-4 FT, 2 REB, 3 AST, 3 STL, 15 PTS vs South Alabama
Notes: Ranks 10th in SBC in scoring (13.9) | Ranks 6th in SBC in steals (1.8) | Ranks 4th in SBC in minutes (35.4) | Double figures in 22 of 28 games

CAREER	PTS	REB	AST	STL	BLK	FGM	FGA	3FGM	3FGA	FTM	FTA
HIGHS	25	8	7	5	2	8	18	6	12	9	10

4



JOSH PIERRE

G • Jr. • 6-0 • 184 • Baton Rouge, La.

PPG	RPG	FG%	3 FG%	FT%	MIN
0.0	0.4	0.0	0.0	0.0	2.7

Last Game: 0-1 FG, 0-1 3FG, 0 REB, 0 PTS in 5 MIN vs South Alabama
Notes: Has 1 steal and 3 rebounds in 7 games and 19 minutes | Played in 8 games in 2013-14 and totaled 12 pts and 3 rebs | Scored 3 pts in 2012-13 season in 4 games (8 min)

CAREER	PTS	REB	AST	STL	BLK	FGM	FGA	3FGM	3FGA	FTM	FTA
HIGHS	7	2	--	1	--	2	4	1	3	2	2

5



PJ HARDWICK

G • r-So. • 5-10 • 167 • Miami, Fla.

PPG	APG	FG%	3 FG%	FT%	MIN
4.5	4.8	34.2	12.5	78.4	28.8

Last Game: 0-1 FG, 0-0 3FG, 4 REB, 5 AST, 0 PTS in 26 MIN vs South Alabama
Notes: Career high 17 PTS at ULL | Leads SBC in assists (4.8) | Ranks 2nd in SBC in assist/turnover ratio (2.16)

CAREER	PTS	REB	AST	STL	BLK	FGM	FGA	3FGM	3FGA	FTM	FTA
HIGHS	17	8	15	4	--	7	17	1	3	6	7

10



FREDERIC DURE

G • Jr. • 6-5 • 165 • Montreal, Quebec

PPG	RPG	FG%	3 FG%	FT%	MIN
6.3	2.8	43.6	50.0	63.2	18.5

Last Game: Did not play vs South Alabama
Notes: Back-to-back 20 pt games vs UTA (20) and ULM (22) | Suspended first 15 games due to NCAA rule violation | Played at Sheridan (Wyo.) Junior College in 2012-14

CAREER	PTS	REB	AST	STL	BLK	FGM	FGA	3FGM	3FGA	FTM	FTA
HIGHS	22	8	4	2	--	9	15	5	10	5	7

11



CHARLES WATERS

F • Jr. • 6-6 • 186 • Memphis, Tenn.

PPG	RPG	FG%	3 FG%	FT%	MIN
3.2	3.3	45.5	0.0	76.2	12.9

Last Game: 1-3 FG, 4 REB, 2 PTS in 13 MIN vs South Alabama
Notes: Starts in five games | Hauled in career high 9 REBS at Texas State | Was perfect 4-4 from FT line against Texas State

CAREER	PTS	REB	AST	STL	BLK	FGM	FGA	3FGM	3FGA	FTM	FTA
HIGHS	8	9	2	2	2	4	7	--	1	4	4

12



SEAN GARDNER


G • r-Jr. • 6-5 • 178 • Memphis, Tenn.

PPG	RPG	FG%	3 FG%	FT%	MIN
12.2	3.4	41.7	35.1	72.5	31.0

Last Game: 10-18 FG, 0-5 3FG, 1-4 FT, 3 REB, 3 AST, 3 STL, 21 PTS vs South Alabama
Notes: Ranks 15th in SBC in scoring (12.2) | Hit SBC season best 8 3's vs. Belhaven (12/6/14) | Played at Motlow State CC (2011-12 & 2012-13)

CAREER	PTS	REB	AST	STL	BLK	FGM	FGA	3FGM	3FGA	FTM	FTA
HIGHS	28	8	3	3	2	10	18	8	10	4	4

13



C.J. FOSTER

G • So. • 6-3 • 180 • Lilburn, Ga.

PPG	RPG	FG%	3 FG%	FT%	MIN
2.3	1.1	29.8	20.0	65.4	14.0

Last Game: 0-2 FG, 0-1 3FG, 1 REB, 0 PTS vs South Alabama
Notes: Career high 9 pts at Georgia Southern in third career start | Played at Roane State CC (2013-14) and averaged 13.7 pts, 2.6 rebs and 2.4 assists | Had 16 starts in 22 appearances

CAREER	PTS	REB	AST	STL	BLK	FGM	FGA	3FGM	3FGA	FTM	FTA
HIGHS	9	3	2	1	1	3	5	1	2	4	9

14



KELVIN DOWNS

F • Jr. • 6-9 • 230 • Arlington, Texas

PPG	RPG	FG%	3 FG%	FT%	MIN
3.9	2.7	38.5	33.3	65.7	17.6

Last Game: 5-8 FG, 1-2 FT, 7 REB, 2 BLK, 1 STL, 11 PTS in 26 MIN vs South Alabama
Notes: Career high 12 pts vs ULM | Started in first 5 games, averages 17.6 minutes | Averaged 2.2 pts and 2.2 rebs (2013-14) | Averaged 3.3 pts and 1.9 rebs (2012-13)

CAREER	PTS	REB	AST	STL	BLK	FGM	FGA	3FGM	3FGA	FTM	FTA
HIGHS	12	8	3	2	3	6	12	1	2	5	7

24



ANTHONY LIVINGSTON

F • So. • 6-8 • 230 • Washington, D.C.

PPG	RPG	FG%	3 FG%	FT%	MIN
15.9	10.0	46.4	32.5	68.3	35.8

Last Game: 8-16 FG, 1-6 3FG, 5-9 FT, 9 REB, 1 BLK, 1 STL, 22 PTS vs South Alabama
Notes: Career high 31 vs UTA | Ranks 6th in SBC in scoring (15.5) | Ranks 2nd in SBC in rebounds (10) | Tied for SBC lead with 14 double-doubles | Double figures in 24 of 27 games

CAREER	PTS	REB	AST	STL	BLK	FGM	FGA	3FGM	3FGA	FTM	FTA
HIGHS	31	20	4	2	5	9	18	2	6	13	14

33



NOUHOUM BOCOUM

C • Jr. • 6-10 • 270 • Harlem, N.Y.

PPG	RPG	FG%	3 FG%	FT%	MIN
6.2	4.3	44.7	33.3	70.2	15.9

Last Game: 1-4 FG, 0-0 FT, 2 REB, 2 PTS vs South Alabama
Notes: Career-high 18 pts at Georgia Southern | Has two double-doubles | Played at Paris (Texas) Junior College (2013-14) averaging 9.9 pts

CAREER	PTS	REB	AST	STL	BLK	FGM	FGA	3FGM	3FGA	FTM	FTA
HIGHS	18	11	1	2	3	7	12	1	1	5	8

SERIES HISTORY GAME-BY-GAME PAGE 10

- Louisiana-Lafayette holds a 47-23 lead in the series over A-State, taking the last meeting 96-59 at the Cajun-Dome on Jan. 22. The Ragin Cajuns have won four-straight in the series dating back to a A-State 87-70 win at the Convocation Center on Dec. 29, 2012.
- The Red Wolves are 16-16 on the home floor against Louisiana-Lafayette, losing the matchup last year 77-76.
- The Ragin Cajuns shot 64 percent (14-22) from beyond the arc and 55 percent (32-58) in the first meeting this season. PJ Hardwick had a career high 17 points to lead A-State. Louisiana-Lafayette held Anthony Livingston to two points and four rebounds, both Sun Belt game season lows.
- Overall, 15 of the last 18 games have been decided by 10 points or less. A-State has averaged 67.0 ppg (1206 pts.) to the Ragin' Cajuns 71.0 ppg (1278 pts.) in the last 18 matchups.
- In the last five games at the Convocation Center, the Red Wolves have scored 75.6 ppg (378 pts.) to ULL's 69.2 ppg (346 pts.).

RED WOLVES VS LOUISIANA-LAFAYETTE

Player	GP-GS	FG-A	FG%	3FG-A	3FG%	FT-A	FT%	O-D-T	AVG	A	TO	BLK	STL	PTS	AVG
N. Boucoum	1-0	2-4	50.0	1-1	100.0	3-3	100.0	2-2-4	4.0	0	2	1	0	8	8.0
K. Downs	4-0	5-13	38.5	0-0	0.0	0-1	0.0	2-7-9	2.3	1	3	2	2	10	2.5
F. Dure	1-0	0-2	0.0	0-1	0.0	5-7	71.4	0-1-1	1.0	0	1	0	2	5	5.0
C.J. Foster	1-0	0-2	0.0	0-0	0.0	0-0	0.0	1-0-1	1.0	0	0	0	0	0	0.0
S. Gardner	1-1	2-7	28.6	1-4	25.0	0-0	0.0	0-0-0	0.0	0	2	0	0	5	5.0
C. Golden	5-1	10-32	31.3	3-15	20.0	6-9	66.7	4-5-9	1.8	8	6	0	3	29	5.8
PJ Hardwick	1-1	7-17	41.2	1-3	33.3	2-2	100.0	1-1-2	2.0	1	4	0	0	17	17.0
A. Livingston	1-1	1-5	20.0	0-3	0.0	0-1	0.0	0-4-4	4.0	0	2	0	0	2	2.0
D. Macklien	1-0	1-1	100.0	0-0	0.0	0-2	0.0	0-4-4	4.0	3	3	0	0	2	2.0
J. Pierre	-	-	-	-	-	-	-	-	-	-	-	-	-	-	-
C. Waters	1-1	3-4	75.0	0-0	0.0	0-2	0.0	2-1-3	3.0	0	0	0	1	6	6.0



ULL Leads 43-27
A-State streak: L4

LAST MEETING

Arkansas State 59 • 8-10, 3-6 SBC

##	Player	FG	FG-A	FG%	3FG	3FG-A	3FG%	FT	FT-A	FT%	O	D	T	Reb	PF	TP	A	To	Blk	Stl	Min
11	Waters, Charles	3	4	0-0	0-2	0-2	0-0	2	2	1	5	6	0	0	0	1	13				
24	Livingston, Anthony	1	5	0-3	0-1	0-4	0-0	4	4	2	2	0	0	0	0	22					
41	Golden, Cameron	3	8	0-2	2-2	1	0	1	1	8	1	3	0	0	0	31					
05	Hardwick, PJ	6	17	1-3	2-2	1	1	3	1	17	1	4	0	0	27						
12	Gardner, Sean	2	7	1-4	0-0	0	0	0	0	3	5	0	0	0	18						
08	Macklien, Dajon	1	1	0-0	0-2	0	4	2	2	0	3	0	0	0	24						
10	Dure, Frederic	0	2	0-1	5-7	0	1	1	1	0	1	0	1	0	14						
13	Foster, C.J.	0	2	0-0	0-0	1	0	1	1	0	0	0	0	0	5						
14	Downs, Kelvin	3	8	0-0	0-0	1	5	6	1	6	0	1	1	27							
33	Boucoum, Nouhoum	2	4	1-1	3-3	2	2	4	3	8	0	2	1	0	19						
Team																					
Totals		22	58	3-14	12-19	11	18	22	59	5	17	2	4	200							

FG % 1st Half: 12-30 40.0% 2nd Half: 10-28 35.7% Game: 22-58 37.9%
3FG % 1st Half: 1-8 12.5% 2nd Half: 2-6 33.3% Game: 3-14 21.4%
FT % 1st Half: 3-7 42.9% 2nd Half: 6-12 50.0% Game: 12-19 63.2%

Louisiana 96 • 11-6, 5-3 SBC

##	Player	FG	FG-A	FG%	3FG	3FG-A	3FG%	FT	FT-A	FT%	O	D	T	Reb	PF	TP	A	To	Blk	Stl	Min
08	Walker, Devonta	1	2	0-0	0-0	0-0	0-0	2	2	1	2	1	1	0	0	13					
21	Long, Shawn	1	10	1-5	2-4	1	5	6	1	27	0	1	2	0	19						
11	Williams, Brian	1	2	1-1	4-4	0	3	3	1	9	2	2	0	0	17						
01	Wright, Jay	0	2	1-2	0-0	1	1	1	1	5	3	2	1	16							
03	Rimmer, Xavian	1	3	0-1	1-2	0	3	0	3	0	2	0	0	1	16						
04	Wronoski, Steven	1	1	1-1	0-0	0	0	0	2	3	0	0	0	2	18						
05	Shepherd, Kasey	0	2	0-2	4-4	0	0	1	4	2	0	0	0	9							
13	Register, Hayward	6	12	4-7	3-3	2	2	2	19	1	0	1	0	14							
15	LeBlanc, Aaron	0	1	0-0	0-0	2	2	1	1	0	1	2	0	1	5						
22	Stove, Johnathan	0	2	0-0	0-0	0	0	0	1	0	1	2	0	0	18						
23	Williams, Tirmone	2	2	2-2	0-2	2	2	3	6	1	0	1	0	13							
25	Washington, Bryce	2	4	0-0	3-3	0	3	7	5	1	0	0	0	20							
33	Kande, Vieux	2	4	0-0	1-2	2	1	3	4	5	4	1	0	9							
44	Davenport, JJ	3	7	0-1	0-0	0	4	4	1	6	1	0	1	0	20						
Team																					
Totals		32	58	14-22	18-26	12	29	41	19	96	20	15	6	200							

FG % 1st Half: 16-31 51.6% 2nd Half: 16-27 59.3% Game: 32-58 55.2%
3FG % 1st Half: 4-11 36.4% 2nd Half: 10-13 76.9% Game: 12-18 66.7%
FT % 1st Half: 15-16 93.8% 2nd Half: 3-10 30.0% Game: 18-26 69.2%

Officials: Tim Gattis, Rickrick Dixon, Tim Comer
Technical fouls: Arkansas State None, Louisiana None.
Attendance: 4080

Score by periods	1st	2nd	Total
Arkansas State	28	31	59
Louisiana	15	45	96

Last FG - ASU 2nd 01:21, UL 2nd 00:59
Largest lead - ASU by 2 1st 19:34, UL by 38 2nd 01:34.

Points	In Paint	Off T/O	2nd Chance	Fast Break	Bench
ASU	24	12	11	4	21
UL	34	17	15	6	50

Score tied - 0 times.
Lead changes - 4 times.

Score tied - 0 times.
Lead changed - 1 time.

LAST TIME OUT

@AStateMB Unable to Complete Comeback Against USA

- A-State rallied from a 24-point second-half deficit against South Alabama to tie the score with 2:49 left, but couldn't complete the comeback in an 81-76 Sun Belt Conference setback Thursday night at the Convocation Center.
- A-State was led by four players scoring in double figures, including sophomore forward Anthony Livingston with a game-high 22 points. Sean Gardner scored 21 points, marking the fifth time this season the junior guard posted at least 20 in a contest. Junior guard Cameron Golden and junior forward Kelvin Downs added 15 and 11 points, respectively, for the Red Wolves.
- South Alabama took a 47-33 lead into the break and built its largest lead to 63-39 with 15:17 left in the game. Still trailing by 22 points, 66-44, at the 11:16 mark, A-State began its rally by going on a 10-0 run in just over two minutes.
- The two teams followed by going back-and-forth for several minutes, but the Red Wolves began another charge with just over seven minutes remaining and down 71-58. A-State scored 15 of the next 17 points to tie the score 73-73 with 2:49 left.
- However, South Alabama responded by hitting a three-point bucket on its next possession, then getting a stop on the defensive end when Livingston was called for an offensive foul, and finally hitting a layup to go back up 78-73 less than 40 seconds later.
- Livingston was called for his fifth foul during the 5-0 outburst by the Jaguars, but Golden made a three with 1:13 left on the clock to make it a one-possession game again at 78-76. Golden fouled out on USA's next trip down the floor, and South Alabama made 1-of-2 free throws to go ahead 79-76.
- Gardner took A-State's last shot of the night with 13 seconds left, but his three was off the mark and the Red Wolves had to foul. South Alabama's Ken Williams secured the win by making both of his shots at the charity stripe and setting the final score.
- A-State held a slight advantage on the boards (36-35), outscored ASU in the paint (40-30), posted four more points off turnovers (15-11) and scored five more second chance points (14-9).



South Alabama 81 • 10-20, 8-11 SBC

##	Player	FG	FG-A	FG%	3FG	3FG-A	3FG%	FT	FT-A	FT%	O	D	T	Reb	PF	TP	A	To	Blk	Stl	Min
05	Lewis, Abdul	6	9	0-0	0-0	3-5	2	3	5	1	15	0	0	0	0	37					
24	Ferguson, Dionte	7	9	0-0	6-8	0	4	6	4	20	0	2	0	1	37						
03	Williams, Ken	9	13	2-7	6-8	0	5	2	10	0	2	0	1	32							
02	Johnson, Tashaun	5	10	1-3	6-8	1	8	9	1	17	7	4	0	36							
04	Stevens, Barrington	9	25	1-2	0-0	0	2	0	3	2	2	2	0	37							
08	Boyanov, George	1	2	0-0	0-2	2	3	5	3	2	0	1	0	8							
22	Brown, John	1	3	1-2	0	0	2	4	0	0	0	1	0	13							
Team																					
Totals		27	51	5-15	22-33	7	28	35	15	81	10	11	4	200							

FG % 1st Half: 17-28 60.7% 2nd Half: 10-23 43.5% Game: 27-51 52.9%
3FG % 1st Half: 3-9 33.3% 2nd Half: 2-6 33.3% Game: 5-15 33.3%
FT % 1st Half: 10-14 71.4% 2nd Half: 12-19 63.2% Game: 22-33 66.7%

Arkansas State 76 • 11-17, 6-13 SBC

##	Player	FG	FG-A	FG%	3FG	3FG-A	3FG%	FT	FT-A	FT%	O	D	T	Reb	PF	TP	A	To	Blk	Stl	Min
24	Livingston, Anthony	1	8	1-6	5-9	1	8	9	5	22	0	3	1	32							
33	Boucoum, Nouhoum	1	4	0-0	0-0	2	2	2	1	2	0	1	0	10							
01	Golden, Cameron	5	12	1-4	4-4	0	2	2	5	15	3	0	0	29							
12	Gardner, Sean	9	18	0-5	1-4	1	2	3	2	21	3	2	0	34							
03	Foster, C.J.	0	2	0-1	0	1	0	1	4	0	0	0	0	13							
08	Macklien, Dajon	1	3	1-1	0-0	0	0	1	3	1	0	0	0	12							
04	Pierre, Josh	0	1	0-1	0	0	0	0	1	0	0	0	0	5							
05	Hardwick, PJ	0	1	0-0	0	0	0	2	4	1	0	5	2	0	26						
11	Waters, Charles	1	3	0-0	0	0	2	2	4	1	2	0	0	13							
14	Downs, Kelvin	5	8	0-0	1-2	2	7	4	11	2	2	2	1	26							
Team																					
Totals		31	68	3-18	11-19	12	24	36	24	76	12	10	3	8	200						

FG % 1st Half: 14-31 45.2% 2nd Half: 17-37 45.9% Game: 31-68 45.6%
3FG % 1st Half: 5-7 71.4% 2nd Half: 1-11 9.1% Game: 6-18 33.3%
FT % 1st Half: 3-6 50.0% 2nd Half: 8-13 61.5% Game: 11-19 57.9%

Officials: Danny Simmons, Bruce Benedict, Haywood Bostic
Technical fouls: South Alabama None, Arkansas State None.
Attendance: 1386

Score by periods	1st	2nd	Total
South Alabama	47	34	81
Arkansas State	33	43	76

Last FG - USA 2nd 02:11, ASU 2nd 01:13
Largest lead - USA by 24 2nd 15:17, ASU by 6 1st 17:11.

Score tied - 3 times.
Lead changed - 1 time.

LAST FIVE GAMES

Player	GP-GS	FG-A	FG%	3FG-A	3FG%	FT-A	FT%	O-D-T	AVG	A	TO	BLK	STL	PTS	AVG
Anthony Livingston	5-5	38-76	50.0	9-22	40.9	23-32	71.9	20-43-63	12.6	1	14	3	2	108	21.6
Frederic Dure	4-3	19-36	52.8	10-19	52.6	5-7	71.4	2-17-19	4.8	9	10	0	3	53	13.3
Cameron Golden	5-5	20-58	34.5	5-27	18.5	18-25	72.0	3-14-17	3.4	17	13	0	11	63	12.6
Sean Gardner	5-2	16-41	39.0	2-12	16.7	9-13	69.2	1-7-8	1.6	11	8	0	8	43	8.6
Kelvin Downs	5-1	15-31	48.4	0-0	0.0	3-6	50.0	8-14-22	4.4	2	8	5	1	33	6.6
Charles Waters	3-0	5-10	50.0	0-0	0.0	6-6	100.0	8-5-13	4.3	0	1	3	2	16	5.3
Nouhoum Bocoum	4-4	9-23	39.1	0-0	0.0	0-0	0.0	6-5-11	2.8	0	6	1	0	18	4.5
Daijon Macklien	2-0	1-3	33.3	1-1	100.0	0-0	0.0	0-0-0	0.0	2	0	0	0	3	1.5
C.J. Foster	5-5	3-14	21.4	1-4	25.0	0-0	0.0	3-1-4	0.8	4	3	0	1	7	1.4
Josh Pierre	1-0	0-1	0.0	0-1	0.0	0-0	0.0	0-0-0	0.0	0	0	0	0	0	0.0
PJ Hardwick	5-0	0-4	0.0	0-0	0.0	0-0	0.0	4-4-8	1.6	12	7	0	0	0	0.0
TEAM	5-5	126-297	42.4	28-86	32.6	64-89	71.9	66-123-189	37.8	58	70	12	28	344	68.8

SCOUTING LOUISIANA-LAFAYETTE

- Louisiana-Lafayette enters the season finale with an 18-12 record and a 12-7 mark in Sun Belt Conference action. The Ragin' Cajuns defeated UALR 75-69 on Thursday to close the home slate with a 12-3. On the road, ULL is 5-8, 5-4 in SBC play.
- The Ragin' Cajuns have won five-straight games averaging 74.4 ppg (372 pts.).
- Shawn Long leads Louisiana-Lafayette averaging 17.0 ppg and 10.3 rebounds per game. Long shoots 54.6 percent from the field and 36.2 percent from beyond the arc. Brian Williams also averages double figures (10.1) and the Ragin' Cajuns have Devonta Walker (9.3), Kasey Shepherd (9.3) and Jay Wright (9.2) on the cusp of double figures.
- Louisiana-Lafayette leads the league in scoring offense at 78.0 points per game while their defense ranks seventh allowing 70.3 points per game. The Ragin' Cajuns shoot 46.2 percent from the floor and lead the league shooting 36.0 percent from three-point range. ULL also leads the league in rebounding (39.7), rebounding margin (+7.7) and assists per game (14.5).
- Bob Marlin is in his fifth season at Louisiana-Lafayette sporting a record of 84-75. In a career that spans 22 seasons, Marlin has posted a 432-241 mark, 309-206 at the Division I level.

DOUBLE-DOUBLE LIVINGSTON

- Sophomore forward Anthony Livingston has posted nine double-doubles in the last 14 games and has 14 on the season, tied for the most in the Sun Belt Conference.
- With 14 double-doubles, Livingston has the most since Dan Henderson had at least 15 in the 1975-76 season. Attempts to find accurate number are unsuccessful thus far, but Henderson led A-State in points and rebounds in 15 games.
- Livingston narrowly missed a third-straight 20-point, 10-rebound game when he had 22 points and nine rebounds against South Alabama on Thursday.
- Averaging 15.9 points and 10.0 rebounds, Livingston is among 17 players nationally to average a double-double. He joins Shawn Long of Louisiana-Lafayette as one of the two from the Sun Belt Conference.
- Jeff Clifton (1993-94) was the last player to finish a season averaging a double-double for A-State. He averaged 10.0 rebounds and 21.3 points in 27 games with 13 double-doubles.

APPROACHING THE TOP-10

- Anthony Livingston has pulled down 280 rebounds this season and ranks ninth among A-State single-season records. Livingston needs two rebounds Saturday to tie Dan Henderson (1976-77) for eighth and 19 to reach seventh-ranked John Dickson (1966-67) who had 299 rebounds.
- Cameron Golden has drained 59 (59-193) of his three-point attempts this season and with seven (7) more treys he would tie Ed Townsel (2012-13) and Keith Gray (1990-91) for the 11th-most in a single season with 66.

DURE PROVIDES SPARK

- A-State head coach John Brady informed Frederic Dure about five minutes before playing ULM (Feb. 21) that the junior guard would be making his first career start. Dure (Dur-A) responded with a career-night of 22 points, including the game-winning basket, and eight rebounds.
- Dure was 9-of-10 (90 percent) from the field and 3-of-4 from beyond the arc. Dure was the first player to shoot 80 percent or better in a game since Ed Townsel was 7-of-8 (87.5 percent) against UT Arlington on January 2, 2014.
- With 22 points in his first career start, Dure was the second A-State player to reach that mark this season. Anthony Livingston had 26 points in his first start, the

season opener against UT Martin.

- Dure posted 20 points in his second-straight start, against UT Arlington on Thursday to continue to help A-State. With his 20-point performance, Dure is the first A-State player since Anthony Livingston on Jan. 17 and Jan. 19 to score 20 points in back-to-back games.
- Despite being held to 11 points, Dure continued to shoot the ball well, going 4-of-7 from the field and 2-of-3 from three-point range at Texas State.
- In his three starts, Dure is averaging 17 points, six rebounds and three assists. He is shooting 59 percent from the floor (19-32) and three-point range (10-17).
- Dure missed Thursday's game due to a knee injury sustained in practice on Wednesday.

THE PACK COMES BACK

- A-State erased an 11-point deficit to come-from-behind and defeat Troy 64-55 on Jan. 24. With the victory, A-State has three wins this season after trailing by 10 or more points in that game. The Red Wolves trailed by 12 in the first half against Marshall, but came back to win. In the Sun Belt Conference opener at South Alabama, A-State trailed by 11 with 16:36, but forced overtime and came away with a 63-60 victory. The Red Wolves trailed Troy 38-27 with 18:08 remaining and left with a 64-55 victory.
- The Red Wolves have erased nine-point second half deficits in two games this season, earning a win at Niagara and an overtime win on the home floor against Texas State.
- Under head coach John Brady, A-State has erased seven second half deficits of 10 or more points, including two this season.

STAT TRENDS

- A-State is 11-6 this season when grabbing 35 or more rebounds. The six losses with came at Toledo (73-65), versus UALR (75-65), at Georgia Southern (65-60), at UALR (70-57), at Texas State (70-60) and versus South Alabama (81-76). A-State is 7-1 overall and in five of the six SBC wins the Red Wolves pulled down 40 or more rebounds.
- The Red Wolves are 9-6 when 25 or more of their points are inside the painted area.
- The Red Wolves are 8-3 this season when earning a trip to the free throw line more than their opponents.
- A-State is 8-6 this season when Anthony Livingston sinks three or more free throws.

A COMMON THEME

- A-State enters Saturday's game with a 6-13 mark in league play and a few stats stand out when finding what went right for the four wins.
- The Red Wolves are 5-1 in league play when grabbing 40 or more rebounds. A-State is 6-1 in league play when reaching 50 points before their opponent, 10-2 on the season. The lone loss came to Appalachian State on Jan. 3.
- When opponents shoot 40 percent or below from the floor, A-State sports a 7-1 record on the year and 4-1 in league play. Georgia State (35.8 percent) is the only foe to shoot below 45 percent and defeat the Red Wolves.

KEEP CALM AND TRAVEL A LOT

- The Red Wolves have put a lot of mileage on their bodies this season, having traveled 14,372 miles to date.
- In conference play, the Red Wolves have logged 7,788 miles, including a trip of 1,002 miles to Texas State last week.
- The Red Wolves non-conference schedule included a 2,302 mile journey to Niagara and A-State covered 2,578 miles in their road trip to play at Purdue and Toledo. In the non-conference slate, A-State traveled 4,880 miles.
- A-State will have traveled more than halfway

around the Earth, 14,372 miles of 24,859 miles.

PERIMETER SHOOTING

- The A-State perimeter shooting posted a 3-for-20 (15 percent) performance at UALR (Feb. 19) but has since found an edge on the perimeter.
- Against ULM (Feb. 21), the perimeter shot 48 percent (16-33) and followed it up with a 37 percent (14-38) night against UT Arlington. Against Texas State (Feb. 28), the wing players shot 36 percent (10-28) and followed it up shooting 43 percent (16-37) to move to 41 percent (56-136) over the last four games.
- A reason for the surge is evident in the play of Frederic Dure. In his last three games, Dure is shooting 59 percent (19-32) from the field and 59 percent (10-17) from three-point range.
- For the season, the Red Wolves perimeter players have shot 38 percent (350-913), including 37 percent (231-630) in conference play.

SUN BELT CONFERENCE GAMES

- The Red Wolves are 202-203 (.499) since joining the Sun Belt Conference (SBC) in the 1991-92 season, which includes a season-best 14-4 (.778) mark in the 1997-98 campaign.
- A-State sports a 131-69 (.655) record at home and is 71-133 (.349) on the road in Sun Belt action.
- A-State head coach John Brady has registered a 61-64 (.488) record in Sun Belt Conference contests since his arrival in the 2008-09 season, which consists of a 42-19 (.689) home ledger and a 19-45 (.301) away mark.

CLOSING OUT STRONG

- The Red Wolves know their postseason fate before Saturday's game so will look to close out the season with a win heading into the 2015-16 season. The last time A-State closed a season with a win was the 2010-11 season, a 71-63 victory against UALR.

DID YOU KNOW

- The Red Wolves have gone 127-straight games hitting a three-pointer. The last time A-State didn't hit a shot from behind the arc was Feb. 24, 2011 when North Texas held the Red Wolves 0-8 from three at the Convocation Center. A-State would win the game without needing a three-point make, 63-47.
- A-State has gone 584 games since losing a game in which it scored 90 or more points. The loss came in the 1995-96 campaign, a 101-93 loss at Jacksonville on January 22, 1996.

A-STATE STAT RANKINGS

TEAM	No.	NCAA	SBC	INDIVIDUAL (SBC Top 15 Only)			
Scoring	64.7	241	9				
Scoring Defense	69.2	255	6	Anthony Livingston	No.	NCAA	SBC
Scoring Margin	-4.5	279	9	Scoring	15.9	141	6
FG Percentage	40.9	284	9	Field Goal Pct	46.4	118	14
FG Percentage Defense	42.7	168	6	Rebounding	10.0	18	2
3FG Made Per Game	5.9	226	8	Offensive Rebounds Per	2.64	109	4
3FG Percentage	32.8	233	5	Defensive Rebounds Per	7.36	7	T1
3FG Percentage Defense	33.1	118	9	Minutes Per Game	35.8	53	3
FT Percentage	70.3	120	5	Double-Doubles	14	17	T1
Rebounds Per Game	35.71	107	5				
Rebound Margin	-0.9	231	6	Cameron Golden	No.	NCAA	SBC
Offensive Rebounds	11.11	142	6	Scoring	13.9	N/A	10
Defensive Rebounds	24.61	99	5	Steals Per Game	1.75	92	6
Assists Per Game	11.3	266	7	3FG Made Per Game	2.11	179	6
Assist/Turnover Ratio	0.83	286	8	Minutes Per Game	35.4	67	4
Blocks Per Game	3.1	213	7				
Steals Per Game	5.4	274	8	Sean Gardner	No.	NCAA	SBC
Turnovers Per Game	13.6	260	6	Scoring	12.2	N/A	14
Turnover Margin	-1.6	284	9	3FG Percentage	.351	N/A	12
				3FG Made Per Game	1.93	N/A	9
				PJ Hardwick	No.	NCAA	SBC
				Assists Per Game	4.8	53	1
				Assist/Turnover Ratio	2.17	84	2

Stats as of March 6

ON THIS DATE

A-State has played just two times on March 7, splitting a pair of Sun Belt Conference Tournament games. A-State took a heart-breaking loss to Western Kentucky in the 2010 SBC Tournament, 65-64, in their last game on this date. Previously, A-State defeated UALR 74-60 in the 1993 SBC Tournament.

Season	Opponent	Score	W-L
2009-10	vs. Western Kentucky	64-65	L
1992-93	vs. UALR	74-60	W

SUN BELT STANDINGS












Team	Conference		Overall					
	W-L	PCT	W-L	PCT	Home	Road	PF	PA
Georgia Southern	14-5	.737	21-7	.750	13-2	8-5	70.6	61.1
Georgia State	14-5	.737	21-9	.700	11-1	8-8	72.7	62.8
ULM	13-6	.684	19-11	.633	11-3	8-6	64.8	60.5
Louisiana-Lafayette	12-7	.632	18-12	.600	12-3	5-8	78.0	70.3
UT Arlington	10-9	.526	16-13	.552	9-5	7-8	72.3	71.2
Appalachian State	8-11	.421	11-17	.393	6-5	5-12	63.2	70.5
South Alabama	8-11	.421	10-20	.333	6-8	4-12	68.8	73.8
UALR	8-12	.400	13-17	.433	9-7	3-9	69.7	70.8
Texas State	7-12	.368	13-15	.464	9-6	4-9	62.2	60.1
Arkansas State	6-13	.316	11-17	.393	5-8	6-9	64.7	69.2
Troy	5-14	.263	10-18	.357	6-9	4-9	66.2	68.5

SUN BELT POW

Sun Belt Players of the Week

Nov. 18.....Tyler Ongwae, ULM
 Nov. 25.....Frank Eaves, Appalachian State
 Dec. 2.....R.J. Hunter, Georgia State
 Dec. 9.....Kevin Thomas, Troy
 Dec. 16.....Shawn Long, UL-Lafayette
 Jan. 5.....Shawn Long, UL-Lafayette
 Jan. 12.....Marvin Williams, ULM
Jan. 19.....Anthony Livingston, Arkansas State
 Jan. 26.....Frank Eaves, Appalachian State
 Feb. 2.....Ryan Harrow, Georgia State
 Feb. 9.....Tyler Ongwae, ULM
 Feb. 16.....Ken Williams, South Alabama
 Feb. 23.....R.J. Hunter, Georgia State
 March 2.....Mareik Isom, UALR
 March 9.....

SUN BELT MATCHUPS

	APP	UALR	ASU	GASO	GSU	ULL	ULM	USA	UTA	TXST	TROY
	-	UALR 64-46 UALR 79-74	APP 74-73 ASU 59-50	GASO 83-46 GASO 77-58	APP 74-69 GSU 87-43	ULL 80-64 ULL 81-66	ULM 69-58 APP 66-43	USA 104-95 APP 64-53	UTA 81-68 Mar 7 (APP)	APP 64-58 APP 67-64	APP 69-64 APP 65-62
	UALR 64-46 UALR 79-74	-	UALR 75-65 UALR 70-57	GASO 76-61 GASO 72-70	GSU 82-69 UALR 92-83	ULL 83-79 ULL 75-69	ULM 64-52 ULM 77-61	USA 72-69 USA 66-64	UTA 75-68 UTA 82-73	TXST 77-74 UALR 69-61	UALR 73-65 UALR 63-58
	APP 74-73 ASU 59-50	UALR 75-65 UALR 70-57	-	GASO 73-61 GASO 65-60	GSU 60-54 GSU 74-43	ULL 96-59 Mar 7 (ASU)	ULM 70-61 ASU 70-68	ASU 63-60 USA 81-76	UTA 77-50 ASU 81-80	ASU 78-73 TXST 70-60	ASU 64-55 TROY 69-64
	GASO 83-46 GASO 77-58	GASO 76-61 GASO 72-70	GASO 73-61 GASO 65-60	-	GASO 58-54 Mar 7 (GSU)	GASO 78-70 ULL 68-58	GASO 57-53 ULM 71-68	GASO 81-73 GASO 80-74	UTA 62-61 GASO 76-64	GASO 40-36 GASO 45-43	TROY 75-71 TROY 65-62
	APP 74-69 GSU 87-43	GSU 82-69 UALR 92-83	GSU 60-54 GSU 74-43	GASO 58-54 Mar 7 (GSU)	-	ULL 84-80 GSU 75-64	GSU 65-45 GSU 58-50	GSU 65-54 GSU 79-51	GSU 83-62 GSU 88-74	TXST 77-74 GSU 53-41	GSU 77-72 GSU 75-64
	ULL 80-64 ULL 81-66	ULL 83-79 ULL 75-69	ULL 96-59 Mar 7 (ASU)	GASO 78-70 ULL 68-58	ULL 84-80 GSU 75-64	-	ULM 57-55 ULM 67-55	USA 89-82 USA 89-85	UTA 84-69 ULL 81-70	ULL 72-63 ULL 64-42	ULL 91-64 ULL 84-80
	ULM 69-58 APP 66-43	ULM 64-52 ULM 77-61	ULM 70-61 ASU 70-68	GASO 57-53 ULM 71-68	GSU 65-45 GSU 58-50	ULL 57-55 ULM 67-55	-	ULM 67-61 ULM 75-57	ULM 76-73 UTA 61-57	ULM 62-59 Mar 7 (ULM)	ULM 63-54 ULM 58-55
	USA 104-95 APP 64-53	USA 72-69 USA 66-64	ASU 63-60 USA 81-76	GASO 81-73 GASO 80-74	GSU 65-54 GSU 79-51	USA 89-82 USA 89-85	ULM 67-61 ULM 75-57	-	UTA 99-87 USA 97-91	TXST 82-71 TXST 63-43	USA 71-67 Mar 7 (USA)
	UTA 81-68 Mar 7 (APP)	UTA 75-68 UTA 82-73	UTA 77-50 ASU 81-80	UTA 62-61 GASO 76-64	GSU 83-62 GSU 88-74	UTA 84-69 ULL 81-70	ULM 76-73 UTA 61-57	UTA 99-87 USA 97-91	-	UTA 66-55 UTA 70-61	TROY 71-66 TROY 55-54
	APP 68-64 APP 67-64	TXST 77-74 UALR 69-61	ASU 78-73 TXST 70-60	GASO 40-36 GASO 45-43	TXST 77-74 ULL 63-41	ULL 72-63 ULL 64-42	ULM 62-59 Mar 7 (ULM)	TXST 82-71 TXST 63-43	UTA 66-55 UTA 70-61	-	TXST 57-46 TXST 67-61
	APP 69-64 APP 65-62	UALR 73-65 UALR 63-58	ASU 64-55 TROY 69-64	TROY 75-71 TROY 65-62	GSU 77-72 GSU 75-64	ULL 91-64 ULL 84-80	ULM 63-54 ULM 58-55	USA 71-67 Mar 7 (USA)	TROY 71-66 TROY 55-54	TXST 57-46 TXST 67-61	-

BOLD in each cell indicates home game for team in column header

Today's games in gray box

STAT CHECK

A-STATE's RECORD WHEN.....	OVR	SBC
At Home	5-8	3-6
On Road	6-9	3-7
Leading at halftime	5-4	2-2
Trailing at halftime	5-12	3-11
Tied at halftime	1-1	1-0
Shoot higher FG% than opp.	9-3	4-1
Shoot lower FG% than opp.	2-14	2-12
Shoot equal FG% with opp.	0-0	0-0
Shoot 40% or better	8-10	4-7
Shoot lower than 40%	3-7	2-6
Opp. shoot 40% or better	4-16	2-12
Opp. shoot lower than 40%	7-1	4-1
Shoot higher 3FG% than opp.	7-7	4-5
Shoot lower 3FG% than opp.	4-9	2-8
Shoot equal 3FG% with opp.	0-1	0-0
Shoot 35% or better from 3	6-6	3-4
Shoot lower than 35% from 3	5-11	3-9
Opp. shoot 35% or better from 3	6-9	4-7
Opp. shoot lower than 35% from 3	5-8	2-6
Score fewer than 60 pts	1-7	1-5
Score 60-69 pts	5-7	2-6
Score 70-79 pts	3-3	2-2
Score 80 or more pts	2-0	1-0
Opp. score fewer than 60 pts	5-0	2-0
Opp. score 60-69 pts	4-4	2-3
Opp. score 70-79 pts	1-10	1-8
Opp. score 80 or more pts	1-3	1-2
Games decided by 6 or fewer pts	5-7	4-5
Overtime games	2-0	2-0
More free throw attempts than opp.	8-3	5-2
Fewer free throw attempts than opp.	3-14	1-11
15-plus free throw attempts	9-10	5-8
More rebounds than opp.	7-6	2-5
Fewer rebounds than opp.	4-10	4-8
Equal rebounds with opp.	0-1	0-0
More than 40 rebounds	7-1	5-1
Less than 40 rebounds	4-16	1-12
Fewer turnovers than opp.	5-4	3-4
More turnovers than opp.	6-12	3-9
Equal turnovers as opp.	0-1	0-0
7 or more assists	11-14	6-11
7 or more steals	5-4	3-4
5 or more blocks	3-2	2-2
More points in the paint	7-4	4-4
Fewer points in the paint	3-13	2-9
Equal points in the paint	1-0	0-0
More 2nd chance points	4-4	2-3
Fewer 2nd chance points	7-13	4-10
Equal 2nd chance points	0-0	0-0
More bench points	4-1	2-1
Fewer bench points	6-13	3-10
Equal bench points	1-3	1-2
November	0-2	0-0
December	6-2	1-0
January	3-8	3-8
February	2-4	2-4
March	0-1	0-1

FOR STARTERS

	1	2	3	4	5	Record
>>	Golden	Foster	Gardner	Livingston	Downs	0-2
>>	Hardwick	Golden	Gardner	Livingston	Downs	2-3
>>	Hardwick	Golden	Gardner	Livingston	Bocoum	4-5
>>	Hardwick	Golden	Gardner	Livingston	Waters	3-3
>>	Golden	Foster	Gardner	Livingston	Bocoum	0-3
>>	Golden	Foster	Dure	Livingston	Bocoum	2-0
>>	Golden	Foster	Dure	Livingston	Downs	0-1

SUPERLATIVES

2014-15 Season Margin of Victory/Defeat																															
Margin	1	2	3	4	5	6	7	8	9	10	11	12	13	14	15	16	17	18	19	20	21	22	23	24	25	25+	30+	35+			
Victory	1	2	1	-	2	-	-	-	3	-	-	-	-	1	-	-	-	1	-	-	-	-	-	-	-	1	-	-			
Defeat	1	1	-	-	4	1	-	1	1	2	-	1	1	-	-	-	-	-	-	-	1	-	-	-	-	1	-	2			
Under Head Coach John Brady (Since 2008-09)																															
Margin	1	2	3	4	5	6	7	8	9	10	11	12	13	14	15	16	17	18	19	20	21	22	23	24	25	25+	30+	35+			
Victory	5	8	7	3	6	6	4	7	7	3	2	4	2	7	4	3	4	3	2	1	-	-	1	5	3	4	1	9			
Defeat	7	7	7	7	10	4	15	4	5	3	2	3	6	2	4	-	-	1	4	1	1	1	2	2	-	4	2	4			

Most First Half Points			Most Second Half Points		
A-State	42	at Toledo	A-State	57	vs Belhaven
Opponent	52	at Purdue	Opponent	52	vs UT Martin
Fewest First Half Points			Fewest Second Half Points		
A-State	18	at Georgia State	A-State	23	vs Lamar
Opponent	23	vs UT Martin	Opponent	20	at South Alabama
Largest Halftime Lead			Largest Margin of Victory		
A-State	16	vs UT Martin	A-State	27	vs Belhaven
Opponent	34	at Purdue	Opponent	41	at Purdue

PLAYER MILESTONES

Points* Leader	SEA	CAR	10+ Points	SEA	CAR	3-Point Plays	SEA	CAR
Anthony Livingston	15	15	Anthony Livingston	25	25	Anthony Livingston	7	7
Cameron Golden	5	11	Cameron Golden	22	43	C.J. Foster	3	3
Sean Gardner	5	5	Sean Gardner	15	15	Nouhoum Bocoum	3	3
PJ Hardwick	1	1	Nouhoum Boucoum	8	8	Cameron Golden	2	8
Nouhoum Bocoum	1	1	PJ Hardwick	5	5	Kelvin Downs	2	5
Frederic Dure	1	1	Frederic Dure	3	3	Sean Gardner	1	1
			Kelvin Downs	2	2	Charles Waters	1	1
						PJ Hardwick	1	1
						Dajon Macklien	1	1
Rebounds* Leader	SEA	CAR	20+ Points	SEA	CAR	4-Point Plays	SEA	CAR
Anthony Livingston	21	21	Anthony Livingston	10	10	Sean Gardner	1	1
Nouhoum Boucoum	3	3	Sean Gardner	5	5	Cameron Golden	-	1
Cameron Golden	2	2	Cameron Golden	4	5			
PJ Hardwick	1	1	Frederic Dure	2	2			
Charles Waters	1	1						
Sean Gardner	1	1						
Kelvin Downs	1	1						
Frederic Dure	1	1						
Assists* Leader	SEA	CAR	10+ Rebounds	SEA	CAR	Double-Doubles	SEA	CAR
PJ Hardwick	17	17	Anthony Livingston	14	14	Anthony Livingston	14	14
Cameron Golden	9	31	Nouhoum Boucoum	2	2	Nouhoum Boucoum	2	2
Anthony Livingston	2	2				PJ Hardwick	1	1
Sean Gardner	1	1						
Dajon Macklien	1	1						
Frederic Dure	1	1						
SEA - Season CAR - Career			15+ Rebounds	SEA	CAR			
* Game leaders includes ties			Anthony Livingston	5	5			
			10+ Assists	SEA	CAR			
			PJ Hardwick	2	2			
			Dunks	SEA	CAR			
			Charles Waters	13	13			
			Kelvin Downs	4	10			
			Sean Gardner	4	4			
			Anthony Livingston	1	1			
			Cameron Golden	-	1			

Athletics Media Relations

ARKANSAS STATE UNIVERSITY

P.O. Box 1000

State University, Ark. 72467

Telephone – (870) 972-2541, Fax – (870) 972-

3367, Press Row – (870) 972-2541

Athletics Website – AStateRedWolves.com

MBB Contact – Mark Taylor,

Assistant Athletics Media Relations Director

(870) 219-5705 / martaylor@astate.edu

Jerry Scott, Assistant Athletics Director/

Athletics Media Relations Director

(870) 972-3405 / jscott@astate.edu

Chris Graddy,

Assistant Athletics Media Relations Director

(870) 972-2707 / cgraddy@astate.edu

MEDIA INFORMATION

CREDENTIALS

Working press credentials can be requested by contacting Mark Taylor at (870) 972-3547 or via email at martaylor@astate.edu. Full season and single-game credentials will be mailed whenever possible. If not, they will be left at the Media Will Call table located on the lower level to the left of the green entrance of the A-State Convocation Center.

MEDIA ROOM

Enter the media room from the lower level, beneath the blue portal. Please do not attempt to access the media room from the entrance beneath the yellow portal. Game notes, flipcards and refreshments will be provided to credentialed media.

POST-GAME INTERVIEWS

The A-State locker room is closed to all media members. Head coach John Brady and requested assistant coaches and players will be available for interviews following a brief cooling off period. At A-State's home games, all post-game coach and player interviews will be in the media room.

PRACTICE COVERAGE

A-State men's basketball practices are closed to the media with the exception of the last 10 minutes of practice. Players and coaches are available for interviews following practice. Please contact Mark Taylor in the A-State Athletics Media Relations office prior to practice to arrange interviews. Please be respectful during practice, no food or loud conversation and silence your cell phones.

BASKETBALL GAME NOTES/RELEASES

All Red Wolves men's basketball game notes can be obtained as a PDF document via the A-State Athletics official website at AStateRedWolves.com. To be added to the email broadcast for men's basketball releases, contact Mark Taylor in the A-State Athletics Media Relations office at martaylor@astate.edu. Game notes will be made available at least 24 hours prior to the next scheduled A-State men's basketball game and a post-game recap will be distributed within two hours following a game's conclusion.

HEAD COACH JOHN BRADY



A proven winner in the collegiate coaching ranks, John Brady's vision of taking the Arkansas State men's basketball program to the highest competitive level nationally has made the two entities a perfect match.

Brady has certainly become accustomed to success throughout his distinguished coaching career as evidenced by a Final Four appearance and 380 career

victories.

The past two seasons (2012-13 and 2013-14) clearly illustrate Brady's success as A-State has compiled back-to-back 19-win seasons to represent the Red Wolves' most single-season victories since 1997-98 campaign. The 2012-13 team posted a 19-12 overall mark and claimed a Sun Belt Conference (SBC) West Division Championship title while the 2013-14 squad registered a 19-13 overall record.

A new era in A-State men's basketball history began on March 19, 2008 when Brady was announced as the Red Wolves' 15th head coach in the program's history.

Brady has wasted little time making a positive impact on the A-State program as in his initial three years at the helm, he turned the Red Wolves into a success story on the court by capturing a share of the Sun Belt Conference's Western Division Championship title in 2010-11 along with compiling double-digit SBC wins back-to-back for the first time in nearly 20 years and going 13-0 at home.

During his first season with the Red Wolves, Brady helped lead A-State to one of the best starts in program history and achieved the No. 22 ranking on Collegeinsider.com's Top 25 poll.

Brady would take the Red Wolves a step further in his second season (2009-10), improving their record to 17-14 while making a Sun Belt Conference Tournament Semifinal appearance and finishing second in the SBC's West Division. For his efforts, Brady was named Sun Belt Coach of the Year and the District VII Coach of the Year by the USBWA.

For the 2009-10 season, A-State registered an 11-7 SBC record which signified its best conference mark since the 2006-07 campaign when A-State achieved an identical league mark. A-State's 11 wins represented the seventh time in which the Red Wolves compiled a double-digit league victories total since joining the Sun Belt. A-State would then duplicate its SBC wins in the 2010-11 season by finishing with an 11-5 conference ledger.

Prior to Arkansas State, Brady spent 10-plus seasons serving as LSU's head coach. During his tenure at the school, Brady guided the Tigers to six post-season berths, two Southeastern Conference (SEC) Championship crowns and three SEC Western Division titles. With his success, Brady was tabbed as the SEC Coach of the Year twice (1999-00 and 2005-06).

Brady's 16-year tenure as a head coach at both LSU and Samford in Birmingham, Alabama, has been decorated with achievements. He has coached a combined 25 All-TAAC and SEC selections, 48 academic all-conference choices, posted 11 winning seasons and collected five division championships. Brady compiled up the third most wins in LSU history with 192 and left Samford after the 1996-97 season as the Bulldog's all-time leader in coaching victories (89) as well.

Brady quickly turned around an LSU's men's basketball program that had suffered four consecutive losing seasons prior to his arrival, leading the Tigers to a 28-6 record, an SEC Championship and an NCAA Sweet 16 appearance in just his third season (1999-00) at the helm. Under Brady's direction, the Tigers recorded six consecutive winning seasons from 2001-02 to 2006-07 while making three trips to the NCAA Tournament and two more to the NIT. The 2005-06 campaign saw LSU post a 27-9 overall record and advance to the Final Four for the first time in 20 years.

Not only did Brady coach the Tigers to 23 wins versus ranked opponents, he also led them to victories over two teams ranked No. 1 in the Associated Press Poll (Arizona in 2002-03 and Duke in 2005-06).

Additionally, he orchestrated a 19-game home winning streak over SEC opponents, the third longest stretch in LSU history.

While at LSU, Brady coached two NBA Lottery picks and six current NBA players. The Tigers signed nine Parade All-Americans and four McDonald All-Americans under Brady, who also coached three SEC Players of the Year, four players named SEC Freshman of the Year, one SEC Scholar-Athlete of the Year and 17 All-SEC selections.

Prior to taking over the reigns at LSU, Brady served as Samford's head coach from 1991-92 through 1996-97. He quickly turned around a Samford program, which was coming off six straight losing seasons, by guiding the Bulldogs to a 17-10 overall record in just his second season. Brady went on to lead Samford to three consecutive winning seasons (1995-97) for the first time since 1982-84, culminating in a 19-9 overall record and division crown in 1997. SU placed first in the Trans America Athletic Conference's (TAAC) West Division in each of Brady's final two seasons for the first time in program history.

Brady's four winning seasons at Samford represented the first for any coach at the school. He directed SU to an 89-77 record after the Bulldogs went 27-83 the four seasons prior to his initial year. Brady coached eight All-TAAC and 14 Academic All-TAAC student-athletes over six seasons at Samford.

A native of McComb, Miss., native, Brady earned his bachelor's degree from Belhaven College in 1976. He was a three-year starter at BC and scored over 1,000 career points. Brady, a two-time All-Southern States Conference selection, was inducted into his alma mater's Hall of Fame.

Brady began his coaching career as a graduate assistant for the Mississippi State men's basketball program where he earned his master's degree from 1976-77. Brady took his first head coaching position in 1977 at Louisiana's Crowley High School and led the basketball squad to a 129-49 (.725) overall record in five seasons. He was honored as the 1981 Louisiana Sports Writers Association Class 3-A Coach of the Year.

Brady returned to the college coaching ranks in 1982 as an assistant coach at Mississippi State. He spent eight years with the Bulldogs, the first four seasons under coach Bob Hoyt and the proceeding four as a chief recruiter for coach Richard Williams. Following his tenure at MSU, Brady returned to Louisiana to serve as an assistant coach at the University of New Orleans. Brady helped lead UNO to a NCAA Tournament berth in his only season with the Privateers.

BRADY'S YEAR-BY-YEAR AT A-STATE

SEASON	OVERALL			CONFERENCE			FINISH
	W	L	Pct.	W	L	Pct.	
2008-09	13	17	.434	5	13	.278	7th-West
2009-10	17	14	.548	11	7	.611	2nd-West
2010-11	17	15	.531	11	5	.687	WD Champs
2011-12	14	20	.412	6	10	.375	5th-West
2012-13	19	12	.633	12	8	.600	WD Champs
2013-14	19	13	.594	10	8	.556	4th
2014-15	11	17	.393	6	13	.316	
TOTALS	110	108	.505	61	64	.488	

WD – West Division Champions

BRADY'S A-STATE RECORD BREAKDOWN

MONTH	OVERALL	HOME	AWAY	NEUTRAL
NOVEMBER	18-18	10-4	8-10	0-4
DECEMBER	31-21	21-5	10-16	0-0
JANUARY	31-31	22-11	9-20	0-0
FEBRUARY	24-27	17-6	7-21	0-0
MARCH	6-11	1-3	0-3	5-5
CAREER TOTAL – 110-108				
HOME – 71-29;				
AWAY – 34-70;				
NEUTRAL – 5-9				

THE LAST TIME

A TEAM SCORED 100+ POINTS IN A GAME

A-State116 vs UALR (W 116-114 4OT), 3-14-14
Opp.114 by UALR (W, 116-114 4OT), 3-14-14

A TEAM SCORED 50 OR FEWER POINTS IN A GAME

A-State43 at Georgia State (L 43-74), 1-31-15
Opp.50 by Appalachian State (W 59-50), 1-15-15

A TEAM SCORED 90+ POINTS IN CONVOCATION CENTER

A-State95 vs Belhaven (W 95-68), 12-6-14
Opp.98 by Troy (L 84-98), 2-1-14

A TEAM SCORED 60 OR FEWER POINTS IN CONVOCATION CENTER

A-State58 vs Lamar (L 58-63), 11-25-14
Opp.60 by Georgia State (L 54-60), 1-19-15

A TEAM SCORED 90 POINTS IN A LOSS

A-State93 at Jacksonville (L 93-101), 1-22-96
Opp.111 by UALR (W, 116-114 4OT), 3-14-14

A TEAM SCORED 60 OR FEWER POINTS IN A VICTORY

A-State59 at Appalachian State (W 59-50), 1-15-15
Opp.60 by Georgia State (L 54-60), 1-19-15

A TEAM HAD 5+ PLAYERS SCORE IN DOUBLE FIGURES

A-StateTownsel (32), Van Slyke (24), Reed (23), Johnson III (19), Washington (11)
.....vs UALR (W 116-114 4OT), 3-4-14
Opp.Isler (25), White (20), Hagins (17), Smith (14), Isom (14), Hill (12)
.....by UALR (W 116-114 4OT), 3-4-14

A TEAM WON A GAME BY 25+ POINTS

A-State27 vs Belhaven (W 95-68), 12-6-14
Opp.31 by Georgia State (L, 43-74), 1-31-15

A TEAM WON A GAME BY 50+ POINTS

A-State81 vs Central Baptist (W 120-39), 12-28-10
Opp.52 by Saint Louis (L 38-90), 00-00-47

A TEAM WON AN OVERTIME GAME

A-State78-73 vs Texas State, 1-17-15
Opp.76-79 vs Georgia State, 3-4-14

A TEAM WON A 2+ OVERTIME GAME

A-State116-114 (4OT) vs UALR, 3-14-14
Opp.77-82 (2OT) at Western Kentucky, 1-18-14

A TEAM SHOT 60% FG IN A GAME

A-State60.0 (27-45) at ULM, 2-16-13
Opp.62.5% (35-56) by Lamar, 11-30-13

A TEAM SHOT 30% OR WORSE FG IN A GAME

A-State20.4% (10-49) at Georgia State, 1-31-15
Opp.29.3 (17-58) by Appalachian State, 1-15-15

A TEAM MADE 12+ 3-POINT FG IN A GAME

A-State13 vs Belhaven, 12-6-14
Opp.14 by Troy, 1-9-14

A TEAM DID NOT MAKE A 3-POINT FG IN A GAME

A-Statevs North Texas (0-8), 2-24-11
Opp.Florida Atlantic (0-10), 1-26-13

A TEAM SHOT 60% 3-POINT FG IN A GAME (MIN. 10)

A-State63.6% (14-22) at Texas State, 1-4-14
Opp.61.5% (8-13) by North Texas, 3-5-12

A TEAM MADE 30+ FREE THROWS IN A GAME

A-State33 (33-47) vs UALR, 3-14-14
Opp.34 (34-40) by UALR, 3-14-14

A TEAM MADE 5 OR FEWER FREE THROWS IN A GAME

A-State4 (4-6) vs Toledo, 12-17-13
Opp.5 (5-6) by ULM, 2-21-15

A TEAM ATTEMPTED 40+ FREE THROWS IN A GAME

A-State47 vs UALR, 3-14-14
Opp.40 by UALR, 3-14-14

A TEAM SHOT 90% OR BETTER FREE THROWS IN A GAME

A-State92.9% (13-14) vs Appalachian State, 1-3-15
Opp.90.5% (19-21) by UALR, 3-1-14

A TEAM SHOT 40% OR WORSE FREE THROWS IN A GAME

A-State33.3% (6-18) at Louisville, 11-22-11
Opp.33.3% (5-15) by Georgia Southern, 2-12-15

A TEAM HAD 20+ OFFENSIVE REBOUNDS IN A GAME

A-State21 vs Austin Peay, 12-16-12
Opp.27 by UALR, 3-14-14

A TEAM HAD 5 OR FEWER OFFENSIVE REBOUNDS IN A GAME

A-State5 vs Georgia Southern, 1-8-15
Opp.4 by Texas State, 2-28-15

A TEAM HAD 30+ DEFENSIVE REBOUNDS IN A GAME

A-State30 at Georgia Southern, 2-12-15
Opp.35 by Georgia State, 1-31-15

A TEAM HAD 50+ TOTAL REBOUNDS IN A GAME

A-State52 vs UALR, 1-25-14
Opp.57 by UALR, 3-14-14

A TEAM HAD 25 OR FEWER TOTAL REBOUNDS IN A GAME

A-State24 vs Troy, 2-5-15
Opp.24 by Belhaven, 12-6-14

A TEAM OUT-REBOUNDED ITS OPPONENT BY 15+

A-State23 (47-24) vs Belhaven, 12-6-14
Opp.16 (24-40) vs Troy, 2-5-15

A TEAM HAD 20+ ASSISTS IN A GAME

A-State21 at Texas State, 1-4-14
Opp.20 by Louisiana-Lafayette, 1-22-15

A TEAM HAD 7 OR FEWER ASSISTS IN A GAME

A-State6 at Georgia State, 1-31-15
Opp.7 by South Alabama, 12-30-14

A TEAM COMMITTED 20+ TURNOVERS IN A GAME

A-State21 at Texas State, 2-28-15
Opp.20 by Troy, 2-5-15

A TEAM COMMITTED 7 OR FEWER TURNOVERS IN A GAME

A-State4 vs Lyon, 2-25-14
Opp.6 by UALR, 2-19-15

A TEAM HAD 15+ STEALS IN A GAME

A-State19 vs Austin Peay, 12-16-12
Opp.15 by Nebraska, 12-14-13

A TEAM DID NOT HAVE A STEAL IN A GAME

A-State0 vs Georgia State, 3-15-14
Opp.0 by Florida Atlantic, 1-26-13

A TEAM HAD 5+ BLOCKS IN A GAME

A-State5 vs ULM, 2-21-15
Opp.6 by South Alabama, 12-30-14

A TEAM DID NOT BLOCK A SHOT IN A GAME

A-State0 vs UT Martin, 11-17-14
Opp.0 by UALR, 1-29-14

A TEAM COMMITTED 30+ FOULS IN A GAME

A-State30 vs UALR, 3-2-13
Opp.33 by UALR, 3-14-14

A TEAM COMMITTED 10 OR FEWER FOULS IN A GAME

A-State7 vs ULM, 2-21-15
Opp.8 by Toledo, 12-17-13

A TEAM HAD TWO PLAYERS DISQUALIFIED

A-StateAnthony Livingston and Cameron Golden vs South Alabama, 3-5-15
Opp.Cameron Naylor and Ethan Montalvo (Texas State), 1-17-15

A TEAM SCORED 50+ POINTS IN A HALF

A-State57 vs Belhaven (2nd Half), 12-6-14
Opp.51 by Louisiana-Lafayette (1st Half), 1-22-15

A TEAM HAD 20 OR FEWER POINTS IN A HALF

A-State18 at Georgia State (1st Half), 1-31-15
Opp.14 by Troy (1st Half), 2-23-13

THE LAST TIME

A TEAM SHOT 60% OR BETTER FG IN A HALF

A-State61.5% (16-26) vs Texas State (2nd Half), 1-17-15
Opp.60.7% (17-28) by South Alabama (1st Half), 3-5-15

A TEAM SHOT 20% OR WORSE FG IN A HALF

A-State19.2% (5-26) at Georgia State (2nd Half), 1-31-15
Opp.18.2% (6-33) by UALR (2nd Half), 1-25-14

A TEAM MADE 7+ 3-POINTERS IN A HALF

A-State7 (7-12) vs UT Arlington (1st Half), 2-26-15
Opp.10 (10-11) by Louisiana-Lafayette (2nd Half), 1-22-15

A TEAM MADE 15+ FREE THROWS IN A HALF

A-State18 (18-22) vs UT Arlington (2nd Half), 2-26-15
Opp.20 (20-24) by Georgia State (2nd Half), 1-31-15

A TEAM DID NOT MAKE A FREE THROW IN A HALF

A-State0 (0-0) at Western Kentucky (1st Half), 1-18-14
Opp.0 (0-0) by Georgia Southern (1st Half), 1-8-15

A TEAM DID NOT ATTEMPT A FREE THROW IN A HALF

A-State0 (0-0) at Western Kentucky (1st Half), 1-18-14
Opp.0 (0-0) by Georgia Southern (1st Half), 1-8-15

A PLAYER SCORED 30+ POINTS IN A GAME

A-State31 by Anthony Livingston vs UT Arlington, 2-26-15
Opp.30 by Manny Atkins (Georgia State), 3-4-14

A PLAYER SHOT 80% OR BETTER FG IN A GAME (MIN 5 ATT.)

A-State90.0% (9-10) by Frederic Dure vs ULM, 2-21-15
Opp.83.3% (5-6) by Angel Matias (Georgia Southern), 2-12-15

A PLAYER MADE 7+ 3-POINTERS IN A GAME

A-State8 (8-9) by Sean Gardner vs Belhaven, 12-6-14
Opp.7 (7-9) by Tevin Calhoun (Troy), 1-9-14

A PLAYER MADE 12+ FREE THROWS IN A GAME

A-State13 (13-14) by Anthony Livingston vs UT Arlington, 2-26-15
Opp.12 (12-12) by R.J. Hunter (Georgia State), 1-19-15

A PLAYER HAD 7+ OFFENSIVE REBOUNDS IN A GAME

A-State7 by Brandon Peterson vs Troy, 3-30-13
Opp.9 by Kevin Thomas (Troy), 1-24-15

A PLAYER HAD 15+ DEFENSIVE REBOUNDS IN A GAME

A-State15 by Anthony Livingston vs Marshall, 12-20-14
Opp.15 by George Odufuwa (North Texas), 1-22-11

A PLAYER HAD 15+ TOTAL REBOUNDS IN A GAME

A-State15 by Anthony Livingston vs UT Arlington, 2-26-15
Opp.16 by Shawn Long (UL-Lafayette), 1-12-13

A PLAYER HAD 10+ ASSISTS IN A GAME

A-State15 by PJ Hardwick vs Appalachian State, 1-3-15
Opp.10 by Josh Hagins (UALR), 3-1-14

A PLAYER HAD 7+ TURNOVERS IN A GAME

A-State7 by Ed Townsel at Louisville, 11-22-11
Opp.7 by JAYON JAMES (ULM), 1-19-13

A PLAYER HAD 5+ BLOCKS IN A GAME

A-State5 by Anthony Livingston at Appalachian State, 1-15-15
Opp.5 by Dionte Ferguson (South Alabama), 12-30-14

A PLAYER HAD 5+ STEALS IN A GAME

A-State5 by Cameron Golden at Central Arkansas, 12-1-14
Opp.5 by R.J. Hunter (Georgia State), 1-31-15

A PLAYER PLAYED ALL 40 MINUTES IN REGULATION

A-StateAnthony Livingston at Texas State, 2-28-15
Opp.Tylor Ongwa and Nick Coppola (ULM), 2-21-15

SCORING BREAKDOWN (A-STATE/OPPONENT)

Opponent	In Paint	Margin	Off TO	Margin	2nd CH	Margin	Fast Break	Margin	Bench	Margin	Total RBS	Margin	Big Lead	Big Deficit
UT Martin	22 / 34	-12	10 / 22	-12	2 / 17	-15	0 / 8	-8	0 / 13	-13	27 / 30	-3	19	5
Lamar	20 / 36	-16	16 / 17	-1	14 / 6	+8	4 / 8	-4	8 / 23	-15	32 / 32	0	5	8
at Central Arkansas	34 / 18	+16	20 / 13	+7	12 / 8	+4	4 / 4	0	19 / 14	+5	37 / 36	+1	20	--
Belhaven	36 / 14	+22	13 / 11	+2	16 / 7	+9	4 / 6	-2	20 / 12	+8	47 / 24	+23	27	--
at Purdue	24 / 38	-14	5 / 15	-10	9 / 13	-4	2 / 8	-6	15 / 47	-32	31 / 41	-10	--	41
at Toledo	18 / 22	-4	7 / 10	-3	13 / 12	+1	2 / 2	0	11 / 11	0	35 / 34	+1	14	8
at Mississippi State	24 / 28	-4	8 / 9	-1	6 / 12	-6	2 / 6	-4	4 / 40	-36	39 / 33	+6	14	3
Marshall	18 / 14	+4	13 / 14	-1	2 / 15	-13	4 / 0	+4	10 / 21	-11	49 / 43	+6	10	12
at Niagara	30 / 30	0	16 / 12	+4	4 / 7	-3	11 / 2	+9	6 / 24	-18	35 / 34	+1	5	9
at South Alabama	28 / 34	-6	14 / 8	+6	12 / 15	-3	0 / 6	-6	2 / 2	0	41 / 45	-4	5	11
Appalachian State	32 / 38	-6	8 / 14	-6	11 / 12	-1	6 / 4	+2	12 / 25	-13	34 / 39	-5	14	6
at ULM	24 / 42	-18	9 / 9	0	9 / 10	-1	2 / 2	0	7 / 21	-14	30 / 32	-2	--	13
Georgia Southern	26 / 22	+4	18 / 12	+6	3 / 5	-2	8 / 6	+2	10 / 23	-13	24 / 43	-19	1	24
at UT Arlington	16 / 34	-18	10 / 13	-3	12 / 13	-1	3 / 11	-8	12 / 37	-25	32 / 41	-9	--	33
at Appalachian State	26 / 22	+6	16 / 11	+5	2 / 9	-7	2 / 6	-4	2 / 19	-17	41 / 43	-2	15	6
Texas State	32 / 16	+16	15 / 16	-1	17 / 10	+7	0 / 0	0	19 / 25	-6	41 / 39	+2	6	9
Georgia State	8 / 24	-16	13 / 11	+2	12 / 16	-4	0 / 4	-4	3 / 11	-8	32 / 41	-9	1	10
at Louisiana-Lafayette	24 / 34	-10	12 / 17	-5	11 / 15	-4	4 / 6	-2	21 / 50	-29	29 / 41	-12	2	38
at Troy	26 / 24	+2	16 / 12	+4	8 / 12	-4	6 / 4	+2	17 / 10	+7	40 / 43	-3	11	11
UALR	22 / 28	-6	12 / 24	-12	14 / 10	+4	4 / 6	-2	20 / 23	-3	39 / 28	+11	13	14
at Georgia State	10 / 46	-36	4 / 18	-14	3 / 10	-7	2 / 22	-20	11 / 21	-10	27 / 43	-16	--	33
Troy	26 / 30	-4	26 / 16	+10	8 / 18	-10	0 / 0	0	8 / 8	0	24 / 40	-16	1	20
at Georgia Southern	28 / 34	-6	5 / 16	-11	17 / 4	+13	0 / 6	-6	2 / 20	-18	45 / 35	+10	5	12
at UALR	24 / 18	+6	6 / 18	-12	11 / 12	-1	0 / 6	-6	12 / 12	0	35 / 30	+5	--	13
ULM	30 / 20	+10	14 / 3	+11	13 / 18	-5	4 / 0	+4	14 / 10	+4	38 / 39	-1	11	10
UT Arlington	20 / 40	-20	16 / 20	-4	17 / 7	+10	2 / 14	-12	13 / 16	-3	43 / 34	+9	15	5
at Texas State	22 / 20	+2	6 / 32	-26	16 / 3	+13	2 / 4	-2	17 / 25	-8	37 / 27	+10	-	17
South Alabama	40 / 30	+10	15 / 11	+4	14 / 9	+5	6 / 6	0	16 / 6	+10	36 / 35	-1	6	24
Louisiana-Lafayette														
Total	690 / 790	-100	343 / 404	-61	278 / 305	-27	84 / 157	-73	311 / 569	-258	1000 / 1025	-25	27	41

ALL-TIME SERIES RESULTS VS. CURRENT SUN BELT TEAMS

Appalachian State 2-2			
H: 1-1	A: 1-1	N: 0-0	
01/15/2015.....A	W	59-50	
01/03/2015.....H	L	73-74	
12/07/1991.....A	L	74-85	
11/24/1990.....H	W	91-69	

UALR 49-32			
H: 29-11	A: 17-19	N: 3-2	

02/19/2015.....A	L	57-70
01/29/2015.....H	L	65-75
03/14/2014.....N	W(4OT)	116-114
03/01/2014.....A	L	67-74
01/25/2014.....H	W	77-49
03/02/2013.....A	L	71-78
02/14/2013.....H	W	86-62
02/25/2012.....A	L	60-62
01/14/2012.....H	L	62-63
03/06/2011.....N	L	52-59
02/26/2011.....H	W	71-63
01/29/2011.....A	W	75-64
03/06/2010.....N	W	89-82
02/04/2010.....A	L	77-79
12/20/2009.....H	W	69-61
02/12/2009.....H	L	57-58
12/20/2008.....A	L	59-65
02/21/2008.....A	L	52-82
01/05/2008.....H	W	77-62
02/24/2007.....A	W^	61-55
01/11/2007.....H	W^	77-51
01/28/2006.....H	W^	78-66
01/09/2006.....A	W^	74-70
02/10/2005.....H	L	67-73
01/27/2005.....A	W	78-64
03/06/2004.....N	L(OT)	78-83
01/31/2004.....H	W	57-56
01/10/2004.....A	L	65-75
02/03/2003.....H	W	86-76
01/25/2003.....A	L	70-77
02/02/2002.....A	L	63-65
01/10/2002.....H	L	58-78
02/24/2001.....H	L	85-94
01/18/2001.....A	L	50-53
02/19/2000.....H	W	93-85
02/05/2000.....A	W	85-69
02/13/1999.....A	W	74-55
01/16/1999.....H	W	84-64
02/14/1998.....H	W	76-65
01/10/1998.....A	W	75-61
02/15/1997.....H	L	81-87
02/01/1997.....A	L	66-70
02/03/1996.....H	L	63-84
12/30/1995.....A	L	68-95
02/11/1995.....H	L	56-88
01/28/1995.....A	L	64-66
02/12/1994.....A	W	64-63
01/29/1994.....H	W	66-54
03/07/1993.....N	W	74-60
02/06/1993.....H	W	82-53
01/02/1993.....A	L	64-76
03/06/1992.....N	L	45-46
12/21/1991.....A	W	82-79
11/30/1991.....H	W	65-60
12/29/1990.....H	W	73-60
11/26/1990.....A	L	56-59
12/29/1988.....N	L	55-59
02/11/1985.....H	W	67-54
12/17/1983.....H	W	71-54
12/10/1983.....A	L	49-55
01/13/1983.....A	L	58-61
12/06/1983.....H	W(OT)	55-54
01/12/1981.....H	W	68-64
12/01/1980.....A	L(OT)	55-59
01/10/1980.....H	W	78-76
12/13/1980.....A	W	63-58
01/15/1979.....A	W(OT)	89-87
11/27/1978.....H	W	72-52
1936-37.....W	W	28-16
1936-37.....W	W	31-13

1935-36.....W	60-18
1935-36.....W	42-21
1934-35.....W	40-33
1934-35.....W	34-29
1933-34.....W	33-22
1933-34.....W	61-31
1932-33.....W	54-34
1932-33.....W	63-34
1931-32.....W	52-27
1931-32.....W	54-33
1927-28.....W	36-22

^ - Vacated wins by NCAA

Georgia State 1-6			
H: 0-3	A: 1-2	N: 0-1	

01/31/2015.....A	L	43-74
01/19/2015.....H	L	54-60
03/15/2014.....N	L	45-72
03/04/2014.....H	L(OT)	76-79
01/16/2014.....A	L	72-73
12/19/1995.....A	W	74-67
12/09/1995.....H	L	57-72

Georgia Southern 3-6			
H: 2-3	A: 1-3	N: 0-0	

02/12/2015.....A	L	60-65
01/08/2015.....H	L	61-73
12/17/2005.....H	L	71-82
12/15/2004.....A	L	70-85
02/26/1976.....A	L	82-89
12/02/1975.....H	W	72-6
01/13/1975.....H	W	90-70
12/02/1974.....A	W	74-72
12/04/1971.....H	L	79-85

Louisiana 23-47			
H: 16-16	A: 7-28	N: 0-3	

01/22/2015.....A	L	59-96
03/08/2014.....H	L	76-77
02/15/2014.....A	L	67-85
01/12/2013.....A	L	56-61
12/27/2012.....H	W	87-70
02/11/2012.....A	L(OT)	65-68
01/21/2012.....H	W	79-74
02/17/2011.....A	L	61-64
01/13/2011.....H	W	74-65
02/18/2010.....A	L	54-56
01/28/2010.....H	W	62-60
02/14/2009.....A	L	50-54
02/16/2008.....H	L	59-65
01/03/2008.....A	L	63-73
02/08/2007.....H	L	70-76
12/17/2006.....A	W	73-63
02/23/2006.....A	L	65-71
02/24/2005.....H	W	86-80
02/26/2004.....A	L	62-82
02/20/2003.....H	W	84-72
03/02/2002.....N	L	59-74
02/14/2002.....A	L	50-53
02/03/2001.....A	W	82-80
02/12/2000.....H	L	75-79
01/20/2000.....A	L	73-87
02/11/1999.....H	W	84-66
01/09/1999.....A	L	85-91
02/23/1998.....H	L	80-83
01/29/1998.....A	L	79-93
01/23/1997.....H	W	88-84
01/02/1997.....A	L	80-86
01/27/1996.....H	W	77-71
01/11/1996.....A	L	82-96
02/20/1995.....A	W	63-60
02/09/1995.....H	L	50-54
01/27/1994.....A	L	69-72
01/20/1994.....H	W	73-68
02/27/1993.....A	W	60-59
02/10/1993.....H	L	69-71
01/29/1992.....H	W	78-57
01/09/1992.....A	L	49-65
02/09/1991.....A	W	81-63

01/12/1991.....H	W	68-63
03/02/1990.....N	L	69-83
02/24/1990.....H	L	87-105
02/03/1990.....A	L	72-73
02/23/1989.....A	L	76-79
02/02/1989.....H	W	81-65
01/23/1988.....H	L(OT)	62-66
01/02/1988.....A	W	75-63
02/25/1982.....A	L	70-81
02/08/1982.....H	L	54-62
03/03/1981.....N	L	73-91
02/28/1981.....H	L	82-84
02/09/1981.....A	L	54-70
02/18/1980.....H	L	54-56
02/02/1980.....A	W	87-72
02/24/1979.....H	W	89-79
02/10/1979.....A	L	82-89
03/04/1978.....H	L	42-45
01/28/1978.....A	L	64-78
02/26/1977.....H	L	60-79
02/07/1977.....A	L	67-69
02/23/1976.....A	L	71-78
02/05/1976.....H	L	84-86
02/19/1973.....A	L	78-109
01/22/1973.....H	L	106-119
02/03/1972.....H	W	87-73
12/11/1965.....H	W	78-75
02/17/1964.....A	L	78-82

ULM 34-23			
H: 24-4	A: 8-18	N: 2-1	

02/21/2015.....H	W	70-68
01/05/2015.....A	L	61-70
03/06/2014.....H	W	64-58
01/30/2014.....A	L	65-72
02/16/2013.....A	W	87-54
01/19/2013.....H	W	63-39
02/02/2012.....H	W	72-64
12/31/2011.....A	W	65-63
02/10/2011.....A	W	85-66
01/27/2011.....H	W	62-61
02/15/2010.....H	W	69-52
02/28/2009.....A	L	63-64
01/15/2009.....H	W	65-62
02/28/2008.....H	W	75-64
01/12/2008.....H	W	89-82
02/17/2007.....H	W^	76-68
01/04/2007.....A	L	69-77
12/04/1992.....N	W	79-72
03/18/1988.....H!	W	70-59
03/03/1987.....N	W	81-60
02/12/1987.....A	L	53-58
01/15/1987.....H	W	62-60
02/13/1986.....H	W	72-60
1/16/1986.....A	L	51-78
03/05/1985.....N	L	62-70
02/21/1985.....H	W	61-56
01/26/1985.....A	L	54-66
02/16/1984.....A	L	54-58
01/21/1984.....H	L	45-46
02/17/1983.....H	W	70-68
01/22/1983.....A	W	53-52
12/09/1978.....A	L	67-87
02/16/1978.....H	L	58-65
01/22/1977.....A	W	79-78
01/08/1977.....H	L	65-70
01/17/1976.....A	L	65-86
12/20/1975.....H	W(OT)	93-90
02/24/1975.....A	L	73-85
02/01/1975.....H	W	91-74
02/21/1974.....H	L	90-94
02/04/1974.....A	W	72-71
01/05/1963.....A	L	75-88
12/19/1962.....H	W	67-60
02/14/1962.....A	L	73-87
12/16/1961.....H	W	76-72
01/06/1961.....A	L	66-76
12/19/1960.....H	W	77-56
01/04/1960.....A	W	53-52
12/21/1959.....H	W	68-66

01/05/1959.....A	L	72-86
12/20/1958.....H	W	70-58
01/06/1958.....A	L	61-76
12/21/1957.....H	W	81-50
01/28/1956.....H	W	86-69
01/07/1956.....A	L	70-97
00/00/1955.....H	W	94-77
00/00/1955.....A	L	91-104
! - NIT		
^ - Vacated Wins by NCAA		

South Alabama 22-18			
H: 14-5	A: 7-12	N: 1-1	

03/05/2015.....H	L	76-81
12/30/2014.....A	W(OT)	63-60
02/13/2014.....A	W	85-61
01/11/2014.....H	W	72-60
01/31/2013.....H	W	74-62
12/29/2012.....A	W	63-54
02/09/2012.....A	L	57-74
12/30/2010.....H	W	69-57
01/09/2010.....A	W	69-63
01/17/2009.....H	L	67-74
02/07/2008.....A	L	58-81
02/11/2007.....A	L	67-85
12/28/2006.....H	L	78-91
02/02/2006.....A	L	69-78
01/06/2005.....H	W	83-58
02/07/2004.....A	W	56-54
02/01/2003.....H	W	83-63
01/12/2002.....A	W	74-68
03/05/2001.....N	L	53-76
01/06/2001.....H	W	64-63
01/29/2000.....H	W(OT)	84-76
01/08/2000.....A	L	53-56
02/18/1999.....H	W	69-67
02/02/1999.....A	L	73-79
01/17/1998.....A	L	68-78
12/28/1997.....H	W(OT)	82-66
01/25/1997.....H	L	68-79
01/04/1997.....A	L	53-72
02/15/1996.....H	W	62-54
01/18/1996.....A	L	52-55
03/03/1995.....N	W	96-83
02/02/1995.....A	W	77-65
01/14/1995.....H	L	78-84
01/23/1994.....A	L	59-73
01/15/1994.....H	W	73-60
02/01/1993.....A	L	59-78
01/09/1993.....H	W	76-61
02/01/1992.....H	W	63-60
02/13/1971.....H	W	76-59
12/07/1970.....A	L	59-69

Texas State 3-1			
H: 2-0	A: 1-1	N: 0-0	

02/28/2015.....A	L	60-70
01/17/2015.....H	W(OT)	78-73
02/22/2014.....H	W	73-68
01/04/2014.....A	W	74-69

UT Arlington 39-14			
H: 23-4	A: 15-10	N: 1-0	

02/26/2015.....H	W	81-80
01/10/2015.....A	L	50-77
02/20/2014.....H	W	83-60
01/02/2014.....A	W	82-66
12/06/1997.....H	W	72-64
12/13/1986.....H	W	85-58
02/27/1986.....H	W	73-62
02/01/1986.....A	W	77-76
02/14/1985.....H	W	61-60
01/19/1985.....A	W	73-61
02/23/1984.....A	W	84-73
01/28/1984.....H	W	67-61
03/10/1983.....N	W	66-56
02/24/1983.....H	W	79-70
01/29/1983.....A	W	61-56
02/20/1982.....H	L(OT)	58-60

GAME 1

Official Basketball Box Score - Game Totals - Final Statistics
UT Martin vs Arkansas State
 11/17/14 7:55 p.m. at Jonesboro, Ark. (Convocation Center)

UT Martin 75 • 1-1

#	Player	Total	3-Ptr	Rebounds	FT	FTA	Off	Def	TP	A	To	Bk	Shl	Min	
10	HOWARD, Tywmond	9	1-5	2-4	3-5	3	2	5	2	23	3	2	0	1	37
11	TAYLOR, Myles	8	3-5	0-1	5-9	2	7	9	4	11	1	0	0	0	32
20	JOSEPH, Arkeem	8	2-3	0-0	0-2	1	0	1	1	4	0	1	0	0	15
01	ANDERSON, Alex	8	3-8	1-5	2-2	0	1	1	3	9	1	1	0	3	26
29	NEWELL, Marshun	9	5-12	4-5	1-2	2	2	4	2	15	1	4	1	0	30
00	OLDHAM, Dee	0-1	0-0	0-0	0-0	1	1	0	0	0	0	0	0	0	9
15	ROWE, Chandler	0-1	0-0	0-0	0-0	0	0	0	0	1	0	0	0	0	3
11	DURHAM, Terrence	0-1	0-0	0-0	0-0	0	0	0	0	0	0	0	0	0	1
34	SMITH, Deville	3-8	1-5	4-4	1-2	3	2	11	5	3	0	5	3	7	37
40	MARTINEZ, Javier	1-2	0-0	0-0	0-2	2	2	3	2	0	1	0	1	0	7
Team		26-55	8-20	15-24	12	18	30	18	75	11	12	0	11	200	
Totals		26-55	8-20	15-24	12	18	30	18	75	11	12	0	11	200	

FG % 1st Half: 9-25 36.0% 2nd half: 17-30 56.7% Game: 26-55 47.3%
 3FG % 1st Half: 3-8 37.5% 2nd half: 5-12 41.7% Game: 8-20 40.0%
 FT % 1st Half: 2-4 50.0% 2nd half: 13-20 65.0% Game: 15-24 62.5%

Arkansas State 73 • 1-0

#	Player	FG	3-Pr	Rebounds	FT	PF	TP	A	To	Bk	Shl	Min			
		Total	Total	Off Def Tot	Off Def Tot	PF	TP	A <th>To</th> <th>Bk</th> <th>Shl</th> <th>Min</th>	To	Bk	Shl	Min			
14	Downs, Kelvin	f	0-0	2-2	0-0	1	4	8	0	1	0	0	23		
34	Livingston, Anthony	f	9-15	2-3	6-7	2	7	9	4	11	1	0	38		
01	Golden, Cameron	g	5-9	3-3	4-6	0	4	4	2	17	3	2	0	27	
12	Gardner, Sean	g	6-9	1-3	2-4	1	3	4	2	15	0	4	0	28	
11	Foster, C.J.	g	5-11	1-1	4-9	0	1	1	5	14	5	1	0	31	
00	Macklin, Dajion	0	0-1	0-0	0-0	0	0	0	1	0	2	3	0	0	20
04	Pierre, Josh	0	0-0	0-0	0-0	0	1	1	0	0	0	0	0	0	3
25	White, Ronnie	0	0-0	0-0	0-0	0	4	4	1	0	0	1	0	0	13
33	Boucoun, Nouhoum	0	0-0	0-0	0-0	0	2	2	1	0	0	0	0	0	5
Team						0	1	1							
Totals			26-45	6-11	15-20	4	23	27	18	73	6	16	1	6	200

FG % 1st Half: 16-24 66.7% 2nd half: 10-21 47.6% Game: 26-45 57.8%
 3FG % 1st Half: 3-4 75.0% 2nd half: 3-7 42.9% Game: 6-11 54.5%
 FT % 1st Half: 4-7 57.1% 2nd half: 13-20 65.0% Game: 15-24 62.5%

Officials: Paul Sroka, Todd Austin, Brad Gaston
 Technical Fouls: UT Martin-None, Arkansas State-None.
 Attendance: 1517

Score by periods	1st	2nd	Total
UT Martin	23	52	75
Arkansas State	39	34	73

Points in the Paint: UT Martin 22, Arkansas State 18
 Fouls: UT Martin 34, Arkansas State 20
 Largest lead - UTM by 15 1st-10:07, ASU by 19 1st-00:28

Score tied - 3 times.
 Lead changed - 8 times.

GAME 4

Official Basketball Box Score - Game Totals - Final Statistics
Belhaven vs Arkansas State
 12/04/14 7:05 p.m. at Jonesboro, Ark. (Convocation Center)

Belhaven 68 • 3-11

#	Player	Total	3-Ptr	Rebounds	FT	PF	TP	A	To	Bk	Shl	Min		
		f	7-13	0-0	5-13	1	2	3	19	1	2	0	30	
02	Dela Mayers	f	7-13	0-0	5-13	1	2	3	19	1	2	0	30	
01	Jordan Bedford	g	1-2	1-10	2-2	2	3	5	0	2	3	0	1	37
04	Datondrick Pinkston	g	1-2	0-0	0-0	1	2	3	5	2	3	0	1	30
00	Josh Carpenter	g	5-10	4-4	3-3	0	6	5	16	3	3	0	0	35
11	Jerral Dawson	g	5-11	4-10	0-0	0	2	2	1	14	2	1	4	37
02	Daluan Young	0	0-2	0-0	0-0	1	0	1	1	1	0	0	1	9
11	Dyous Jude	1	1-1	1-1	0-0	0	0	0	1	4	0	1	0	7
22	Demontre Stapleton	0	0-0	0-0	0-0	0	0	0	0	1	0	1	0	3
33	Nenneth Davis	1	1-1	0-0	0-0	0	1	1	0	3	1	0	0	3
03	Kyle Patterson	0	0-0	0-0	0-0	0	0	0	0	0	0	0	0	3
34	Justin Washington	0	0-0	0-0	0-0	0	0	0	0	0	0	0	0	3
35	Nathan Durham	2	2-4	1-2	0-0	0	0	0	5	0	1	0	0	3
Team			23-56	11-30	11-19	6	18	24	15	68	13	11	3	200
Totals			23-56	11-30	11-19	6	18	24	15	68	13	11	3	200

FG % 1st Half: 8-28 28.6% 2nd half: 15-28 53.6% Game: 23-56 41.3%
 3FG % 1st Half: 6-17 35.3% 2nd half: 5-13 38.5% Game: 11-30 36.7%
 FT % 1st Half: 4-7 57.1% 2nd half: 12-22 54.5% Game: 11-19 57.9%

Arkansas State 95 • 2-2

Arkansas State 95 • 2 • 2														
#	Player	Total	3-Ptr	Rebounds	FT-FTA	Off Def Tot	PF	TP	A	To	Bk	Shl	Min	
		FG-FGA	FT-FTA	3-PT-FTA										
14	Downs, Kelvin	7-11	0-2	1-2	0	5	3	5	1	2	0	0	19	
34	Livingston, Anthony	9-17	1-2	4-5	0	10	14	9	0	3	1	2	32	
01	Golden, Cameron	9-15	3-7	0-1	0	1	1	18	7	0	0	2	34	
05	Hardwick, PJ	2-6	0-0	5-7	0	6	1	7	3	0	0	1	37	
12	Gardner, Sean	10-13	8-9	0-0	1	7	8	28	1	1	2	1	35	
00	Macklin, Dajion	2-4	1-3	0-0	1	0	1	5	1	0	0	1	6	
04	Pierre, Josh	0-0	0-0	0-0	0	0	0	0	0	0	0	0	3	
11	Waters, Charles	2-5	0-0	1-2	3	1	6	0	1	1	0	15		
11	Foster, C.J.	1-2	0-0	1-1	0	1	1	3	1	2	0	0	12	
25	White, Ronnie	0-0	0-0	2-2	2	1	3	0	4	0	0	0	3	
33	Boucoun, Nouhoum	1-4	0-1	0-0	2-2	1	2	0	0	0	0	5		
Team		34-68	13-27	14-15	17	30	41	14	95	20	12	4	9	200
Totals		34-68	13-27	14-15	17	30	41	14	95	20	12	4	9	200

FG % 1st Half: 15-38 39.5% 2nd half: 19-30 63.3% Game: 34-68 60.0%
 3FG % 1st Half: 5-12 41.7% 2nd half: 8-15 53.3% Game: 13-27 48.1%
 FT % 1st Half: 3-3 100.0% 2nd half: 11-12 91.7% Game: 14-15 93.3%

Officials: Kevin Mathis, Hasabie Briggs, Kyle Chambers
 Technical Fouls: Belhaven-None, Arkansas State-None.
 Attendance: 1406

Score by periods	1st	2nd	Total
Arkansas State	26	42	68
Belhaven	38	57	95

Points in the Paint: Arkansas State 24, Belhaven 16
 Fouls: Arkansas State 20, Belhaven 16
 Largest lead - BU None, ASU by 27 2nd-00:14

Score tied - 0 times.
 Lead changed - 0 times.

GAME 7

Official Basketball Box Score - Game Totals - Final Statistics
Arkansas State vs Mississippi State
 12/17/14 6 p.m. at Starkville, Miss (Jumpney Coliseum)

Arkansas State 69 • 3-4

#	Player	Total	3-Ptr	Rebounds	FT-FTA	Off Def Tot	PF	TP	A	To	Bk	Shl	Min
		FG	%	FT	%								
34	Livingston, Anthony	f	3-5	0-2	2-6	1 6	7	8	1	3	1	1	34
33	Boucoun, Nouhoum	c	4-8	0-0	5-8	1 3	5 8	1	13	0	1	2	31
01	Golden, Cameron	g	6-13	3-7	0-1	0 2	2 5	15	4	2	0	1	36
05	Hardwick, PJ	g	1-2	0-0	5-7	0 6	1 7	3	0	0	0	0	29
12	Gardner, Sean	g	1-4	5-10	1-2	0 5	5 5	12	2	0	0	0	36
00	Macklin, Dajion	g	0-1	0-0	0-0	0 4	4 0	0	1	1	0	0	18
11	Foster, C.J.	g	2-3	0-0	0-0	1 3	4 1	1	0	1	0	0	13
14	Downs, Kelvin	g	2-3	0-0	0-0	2 4	3 4	0	2	0	0	0	15
	Team					0 3	3						
Totals			24-46	8-19	13-24	6 33	39 14	69	13	14	3	4	200
FG % 1st Half: 14-28		50.0%		2nd half: 10-18		55.6%		Game: 24-46		52.2%		Deadball	

FG % 1st Half: 14-28 50.0% 2nd half: 10-18 55.6% Game: 24-46 52.3%
 3FG % 1st Half: 4-11 36.4% 2nd half: 4-8 50.0% Game: 8-19 42.1%
 FT % 1st Half: 3-8 37.5% 2nd half: 10-16 62.5% Game: 13-24 54.2%

Mississippi State 55 • 4-4

20	Gavin Ware	9	1-5	0-0	2-2	2	2	4	0	4	0	1	0	17
13	Travis Daniels	9	0-1	0-1	0-2	0	2	0	0	0	0	0	0	8
01	Fred Thomas	9	2-9	0-4	0-0	0	3	3	1	4	0	1	0	27
03	Trivante Bloodman	9	1-5	0-0	2-2	1	0	1	0	4	1	0	0	13
22	Craig Woodard	9	1-6	1-3	0-1	0	1	1	2	3	0	1	0	21
08	Maurice Dunlap	1-3	0-0	0-0	0-0	0	3	0	0	0	0	0	0	15
02	Demetrius Houston	2-5	0-1	1-2	2-3	5	2	5	1	1	1	1	2	18
13	I.J. Ready	3-14	1-5	1-1	0-2	2	1	8	1	2	0	0	1	27
22	Fallou Ndiaye	1-3	0-0	0-0	1-1	1	3	4	0	1	0	0	0	13
05	Roque Johnson	8-11	0-0	4-4	2-5	7	2	20	0	1	0	0	1	32
33	Oliver Black	0-0	0-0	0-0	0-4	2	0	0	0	0	1	1	0	9
Team						3	0	3						
Totals		21-65	3-17	10-12	12	21	33	17	55	4	9	2	7	200

FG % 1st Half: 11-34 32.4% 2nd half: 10-31 32.3% Game: 21-65 32.3%
 3FG % 1st Half: 1-7 14.3% 2nd half: 10-20 50.0% Game: 11-27 40.7%
 FT % 1st Half: 4-4 100.0% 2nd half: 8-8 100.0% Game: 12-12 100.0%

Officials: Antonio Petty, Ron Grower, Olanispe Ploie
 Technical Fouls: Arkansas State-None, Mississippi State-None.
 Attendance: 5390

Score by periods	1st	2nd	Total
Arkansas State	27	42	69
Mississippi State	28	27	55

Points in the Paint: Arkansas State 24, Mississippi State 16
 Fouls: Arkansas State 34, Mississippi State 33
 Largest lead - ASU by 42 2nd-00:19, MS by 3 1st-13:30

Score tied - 1 time.
 Lead changed - 2 times.

GAME 2

Official Basketball Box Score - Game Totals - Final Statistics
Lamar vs Arkansas State
 11/25/14 7:55 p.m. at Jonesboro, Ark. (Convocation Center)

Lamar 63 • 2-3

#	Player	Total	3-Ptr	Rebounds										
		FG-FGA	FT-FTA	Off	Def	Total	PF	TP	A	To	Bk	Shl	Min	
05	de LaBoudaudiere, T	f	0-0	2-0	2-2	4	2	5	7	4				
20	Owens, Marcus	f	1-3	0-1	2-3	1	0	1	4	4	0	1	0	1
42	Gregory, Leon	c	3-4	0-0	0-0	1	2	3	6	0	1	0	1	10
01	Holliday, Anthony	g	4-7	1-1	2-4	2	3	5	2	11	0	1	0	29
03	McGee, Preston	g	0-1	0-1	0-1	0	0	0	0	0	0	0	1	2
08	Petty, Benquan	0-1	0-1	0-0	0-0	0	0	0	0	0	0	0	0	0
44	Hancock, Matt	0-0	0-0	0-0	0-0	0	0	0	0	0	0	0	0	1
12	Hollis, Zachary	0-0	0-0	0-0	0-0	0	0	0	2	0	0	0	0	1
23	Zeigler, Preston	3-3	2-2	2-2	2-2	4	2	5	7	4	0	1	0	1
28	Ross, Donovan	1-6	0-0	3-5	2	2	4	2	5	0	3	1	0	1
23	Sears, Dontavious	1-2	1-2	0-0	0	0	0	1	3	0	1	0	0	6

GAME 10

Official Basketball Box Score - Game Totals - Final Statistics
Arkansas State vs South Alabama
12/20/14 7:05 p.m. at Mobile, Ala. (Mitchell Center)

Arkansas State 63 • 6-4 (1-0 SBC)

#	Player	c	Total		3-Ptr		Rebounds		PF	TP	A	To	Bk	Stl	Min
			FG	FGA	FT	FTA	Off	Def							
24	Lewis, Anthony	f	6-16	1-5	3-4	2	11	13	0	16	1	2	0	0	43
31	Boucoum, Nouhoum	c	5-8	0-0	4-4	4	2	6	5	14	0	0	0	0	22
01	Golden, Cameron	f	4-13	3-9	2-2	2	4	6	1	14	1	3	1	3	0
05	Hardwick, PJ	f	3-9	0-0	2-2	1	3	4	1	8	6	0	0	4	45
12	Gardner, Sean	g	4-13	1-5	0-0	1	2	3	0	9	1	3	1	41	
00	Macklin, Dajon	g	0-2	0-0	0-0	1	1	2	0	0	1	0	0	7	
11	Waters, Charles	f	1-2	0-0	0-0	1	2	3	2	0	0	2	1	14	
14	Downs, Kelvin	f	0-1	0-0	0-0	0	0	1	5	0	2	0	0	1	
	Team		2-6	2-3	1										
Totals			23-64	5-19	12-16	14	27	41	14	63	9	12	3	7	225

FG % 1st Half: 9-33 27.3% 2nd half: 11-26 42.3% OT: 3-5 60.0% Game: 23-64 35.9%
3FG % 1st Half: 4-13 30.8% 2nd half: 0-5 0.0% OT: 1-1 100.0% Game: 5-19 26.3%
FT % 1st Half: 6-6 100.0% 2nd half: 3-6 50.0% OT: 3-4 75.0% Game: 12-16 75.0%
Deadball Rebounds: 1

South Alabama 60 • 2-9 (0-1 SBC)

#	Player		3-Ptr			Rebounds			PF	TP	A	To	Bk	Stl	Min
			FG	FTA	FT-FTA	Off	Def	Total							
05	Lewis, Abdul	f	4-8	0-1	1-4	2	4	6	4	9	1	4	0	1	38
24	Ferguson, Dionte	f	8-13	0-0	2-4	5	8	13	1	18	0	1	5	1	39
02	Johnson, Tashawn	f	5-12	4-6	3-4	1	3	4	17	2	4	0	3	27	37
34	Stevens, Barrington	f	2-13	0-7	2-4	1	6	7	2	4	2	0	1	2	18
22	Brown, John	f	5-9	0-1	0-0	1	2	3	3	10	0	1	1	1	29
01	Williams, Ken	f	1-9	0-6	0-0	1	1	2	0	2	1	2	0	0	19
10	Boyanton, Georgi	f	0-2	0-0	0-0	2	2	4	0	0	2	0	2	0	12
	Team					3	3	6							
Totals			25-64	4-20	6-12	16	29	45	14	60	7	16	6	8	225

FG % 1st Half: 14-31 45.2% 2nd half: 8-25 32.0% OT: 3-8 37.5% Game: 25-64 39.1%
3FG % 1st Half: 5-17 29.4% 2nd half: 1-7 14.3% OT: 1-1 100.0% Game: 4-20 20.0%
FT % 1st Half: 3-6 50.0% 2nd half: 3-5 60.0% OT: 0-1 0.0% Game: 6-12 50.0%
Deadball Rebounds: 2.1

Officials: Jacyn Goble, John Hampton, Jonathan Sterling
Technical fouls: Arkansas State-None, South Alabama-None.
Attendance: 1662

Score by periods	1st	2nd	OT	Total
Arkansas State	28	25	10	63
South Alabama	33	20	7	60

Last FG - ASU 01:01.09, USA 01:02.03.
Largest lead - ASU by 5 OT:01.09, USA by 11 2nd:16.36.

Score tied - 7 times.
Lead changed - 7 times.

GAME 13

Official Basketball Box Score - Game Totals - Final Statistics
Georgia Southern vs Arkansas State
1/15/15 7:30 PM at Jonesboro, Ark. (Convocation Center)

Georgia Southern 73 • 9-3, 2-1 (SBC)

#	Player	FG		3-PT		Rebounds		PF	TP	A	To	Bk	Stl	Min
		FG	FGA	FT	FTA	Off	Def	TO	PF	TP	A	To	Bk	Stl
13	MATIAS, Angel	f	4-7	1-2	2-5	0	6	8	1	11	2	1	2	30
44	WIEDEMANN, Trent	f	3-8	0-1	2-2	0	2	2	4	8	1	2	1	0
07	HUGHES, Mike	g	4-7	2-4	0-1	1	5	6	1	10	1	1	1	37
05	HEWITT, Jelan	g	5-11	4-8	4-4	1	2	3	4	18	5	4	0	34
10	ALLSMILLER, Jake	f	1-2	1-1	0-0	0	0	0	3	3	0	1	0	14
06	BOYKINS, Devonte	f	0-0	0-0	0-0	0	0	0	0	0	0	0	0	3
01	FERGUSON, Eric	f	2-2	1-7	2-2	1	2	4	6	3	8	0	1	19
04	DIAMOND, Curtis	g	4-7	2-3	2-4	1	9	10	2	12	2	3	0	28
35	DOYLE, Kyle	f	0-1	0-0	0-0	0	4	4	1	0	0	0	0	7
	Team		2-6	2-4	0									
	Totals		25-50	11-20	12-18	9	34	43	16	73	11	17	2	4

FG % 1st Half: 16-31 51.6% 2nd half: 9-19 47.4% Game: 25-50 50.0%
3FG % 1st Half: 0-0 0.0% 2nd half: 2-4 50.0% OT: 1-1 100.0% Game: 11-20 55.0%
FT % 1st Half: 9-16 56.3% 2nd half: 12-18 66.7% OT: 1-1 100.0% Game: 12-18 66.7%

Arkansas State 61 • 6-7, 1-3 (SBC)

Arkansas State 61 • 6-7, 1-3 (SBC)																
#	Player	F	T	3-Pr		Rebounds				PF	TP	A	To	Bk	Stl	Min
				FG	FGA	FT	FTA	Off	Def							
24	Livingston, Anthony	5	15	0-2	1-2	2	4	0	11	0	3	1	0	1	0	34
33	Boucoum, Nouhoum	C	1-4	0-0	1	1	0	1	2	2	0	0	0	0	0	7
01	Golden, Cameron	6	13	4-9	1-2	0	3	3	2	17	6	1	1	1	2	38
05	Hardwick, PJ	4	7	0-0	4-6	0	3	3	4	12	4	3	0	3	3	33
12	Gardner, Sean	2	8	2-6	3-3	0	2	2	0	9	1	0	0	2	0	36
00	Macklin, Dajon	0	1	0-0	0-0	0	1	1	0	0	0	0	0	0	0	4
11	Waters, Charles	0	1	0-0	0-1	1	5	6	5	8	0	1	1	1	21	21
13	Foster, C.J.	0	2	0-2	2-2	0	0	0	0	2	0	0	0	0	0	9
34	Downs, Kelvin	0	0	0-0	0-0	0	0	0	1	0	0	1	0	0	0	18

FG % 1st Half: 9-24 37.5% 2nd half: 13-33 39.4% Game: 22-57 38.6%
3FG % 1st Half: 0-0 0.0% 2nd half: 4-13 30.8% OT: 0-0 0.0% Game: 6-19 31.6%
FT % 1st Half: 6-9 66.7% 2nd half: 7-7 100.0% OT: 0-0 0.0% Game: 13-16 81.3%

Officials: Kerry Sitton, Ray Acosta, Jacyn Goble
Technical fouls: Georgia Southern-WIEDEMANN, Trent; FERGUSON, Eric, Arkansas State-None.
Attendance: 1645

Technical foul on GASO #3 Eric Ferguson at 8:07 1st Half
Technical foul on GASO #44 Trent Wiedemann at 2:24 2nd Half

Score by periods	1st	2nd	Total						
Georgia Southern	41	32	73	Points	In	Off	2nd	Fast	
Arkansas State	26	35	61	Paint	T/O	Chance	Break	Bench	
				GS	22	12	5	6	23

Last FG - GSU 02:55.53, ASU 2nd:00.41.
Largest lead - GSU by 24 1st:01.10, ASU by 11 2nd:18.48.

Score tied - 2 times.
Lead changed - 3 times.

GAME 16

Official Basketball Box Score - Game Totals - Final Statistics
Texas State vs Arkansas State
1/17/15 7:02 PM at Jonesboro, Ark. (Convocation Center)

Texas State 73 • 10-6, 4-3 SBC

10	Brown, D.J.	g	2-8	2-5	1-2	0	2	2	3	7	6	0	0	2	35
10	Davis, Wes	g	3-4	2-3	0-0	0	1	1	3	8	0	1	0	1	17
15	Montalvo, Ethan	g	6-13	4-9	2-2	0	3	3	5	18	0	2	0	1	18
05	Black, Ojai	0	0-0	0-0	0	1	1	2	0	0	0	0	0	0	10
24	Bermudez, Victor	0	0-3	0-2	0	0	1	2	2	0	0	0	0	0	14
33	Westphal, Ryan	0	0-1	0-0	0	0	0	0	3	0	0	0	0	0	7
22	Naylor, Cameron	5	2-11	0-0	5-6	1	1	2	5	15	0	0	0	0	20
34	Ramial, Kendell	1	1-1	0-0	0-0	0	0	1	2	0	0	0	0	0	1
Team			2-6	2-5	1										
Totals			22-64	8-22	21-27	14	25	39	22	73	12	2	7	9	225
FG % 1st Half: 9-30 30.0% 2nd half: 11-28 39.3% OT: 2-4 50.0% Game: 22-64 34.4% Overtime: 2-4 50.0%															
3FG % 1st Half: 2-8 25.0% 2nd half: 4-10 40.0% OT: 0-4 0.0% Game: 22-32 68.8% Rebounds															

FG % 1st Half: 9-20 30.0% 2nd half: 11-28 39.3% OT: 2-4 50.0% Game: 22-64 34.4%
3FG % 1st Half: 2-8 25.0% OT: 0-0 0.0% Game: 4-22 36.4%
FT % 1st Half: 11-16 68.8% 2nd half: 7-9 77.8% OT: 1-2 50.0% Game: 21-27 77.8%

Arkansas State 78 • 8-8, 3-4 SBC

11	Waters, Charles	f	0-10	0-0	4-4	1	6	7	4	0	0	0	1	24	
24	Livingston, Anthony	g	9-14	2-4	4-7	4	11	15	3	24	0	3	0	44	
01	Golden, Cameron	g	6-16	1-6	9-10	0	5	5	22	5	0	0	0	41	
05	Hardwick, PJ	g	0-3	0-0	0-0	1	2	3	2	9	3	0	0	35	
12	Gardner, Sean	g	3-11	1-6	2-4	1	1	2	1	9	1	2	0	37	
00	Macklin, Dajon	g	0-0	0-0	0-0	0	0	0	0	0	0	0	0	2	
11	Dure, Frederic	g	1-1	0-0	0-0	0	0	0	0	0	0	0	0	7	
13	Foster, C.J.	g	0-0	0-0	0-0	0	0	0	0	0	0	0	0	9	
34	Downs, Kelvin	g	1-2	0-0	0	0	1	1	4	2	0	0	0	15	
33	Boucoum, Nouhoum	g	5-9	0-1	4-6	1	2	3	2	14	0	0	1	0	17
	Team					1	4	5							
	Totals		25-55	5-18	23-31	9	32	41	19	78	14	14	1	7	225

FG % 1st Half: 7-25 28.0% 2nd half: 18-30 60.0% OT: 2-0 0.0% Game: 25-55 45.5%
3FG % 1st Half: 1-9 11.1% 2nd half: 4-8 50.0% OT: 0-0 0.0% Game: 5-18 27.8%
FT % 1st Half: 11-16 68.8% 2nd half: 4-6 66.7% OT: 0-0 0.0% Game: 23-31 74.2%

Officials: Billy Dunlap, Mick Fieldblender, James Barker
Technical fouls: Texas State-TEAM, Arkansas State-None.
Attendance: 2319

Score by periods	1st	2nd	OT	Total
Texas State	33	33	7	73
Arkansas State	26	40	12	78

Last FG - TST 07:02.00, ASU 07:00.36.
Largest lead - TST by 9 2nd:09.40, ASU by 6 OT:03.44.

Score tied - 12 times.
Lead changed - 12 times.

GAME 11

Official Basketball Box Score - Game Totals - Final Statistics
Appalachian State vs Arkansas State
1/15/15 7:05 PM at Jonesboro, Ark. (Convocation Center)

Appalachian State 74 • 4-6 (1-0)

#	Player	Total		3-Ptr		Rebounds				PF	TP	A	To	Bk	Stl	Min
		FG	FGA	FG	FGA	FT	FTA	Off	Def							
04	Obacha, Michael	f	1-1	0-0	2-4	0	3	3	2	4	0	1	0	0	20	
15	Spagnolo, Tommy	f	5-7	0-1	2-3	3	5	8	3	12	1	0	0	1	28	
03	Clarke, Dustin	f	1-4	0-3	0	0	1	1	0	0	1	0	1	0	23	
10	Burgess, Chris	g	3-9	2-3	1-2	0	1	1	1	9	1	2	0	0	32	
21	Evans, Frank	g	8-14	1-4	5-8	2	3	5	22	2	1	0	2	33		
00	Kobani, Mike	g	0-1	0-0	0-2	2	2	4	0	0	2	1	0	3		
01	Goesling, London	g	2-4	0-1	0	0	2	2	1	4	0	2	0	1	13	
05	Kinney, Griffin	g	3-8	0	2	5	7	1	6	1	0	1	0	16		
12	Gitstic, Rantavous	g	0-0	0-0	0	0	1	1	0	0	0	0	0	3		
14	Kostic, Milos	g	4-6	3-4	0	0	2	0	2	11	0	0	0	0	7	
25	Babic, Jake	g	2-0	0-1	0	3	0	3	2	4	1	1	0	19		
34	Lawson, Jacob	g	0-4	0-0	0	1	0	1	0	0	0	0	0	3		
Team			29-64	6-17	10-19	16	23	39	12	74	7	11	1	5		

GAME 19

Official Basketball Box Score - Game Totals - Final Statistics
Arkansas State vs Troy
 01/24/15 4:15 pm at Troy, Ala. (Trojan Arena)

Arkansas State 64 • 9-10, 4-6

#	Player	FG		3-Ptr		Rebounds				PF	TP	A	T	Bk	Stl	Min
		F	FTA	F	FTA	Off	Def	TP	FTA							
11	Waters, Charles	f	2-4	0-1	0-0	1	6	7	4	0	1	1	0	1	16	
24	Livingston, Anthony	f	6-10	1-3	3-6	2	11	13	2	16	1	2	1	1	36	
01	Golden, Cameron	f	4-12	4-6	0-0	0	3	3	1	12	4	0	3	0	34	
05	Hardwick, PJ	f	4-12	0-0	2-4	0	3	3	0	2	3	2	0	0	25	
12	Gardner, Sean	g	5-14	1-4	2-2	1	3	4	2	13	2	2	1	1	29	
00	Macklin, Dajon	g	2-3	0-1	3-3	0	0	0	3	7	1	1	0	0	21	
10	Dure, Frederic	g	1-3	1-1	0-0	0	1	1	0	3	3	0	0	1	11	
14	Downs, Kelvin	g	0-2	0-0	0-0	0	1	1	2	0	0	0	1	0	14	
33	Boucoum, Nouhoum	g	3-7	0-0	1-1	1	3	4	1	7	0	0	0	0	14	
	Totals		23-57	7-16	11-16	9	31	40	15	64	14	11	4	5	200	

FG % 1st Half: 9-31 29.0% 2nd Half: 14-26 53.8% Game: 23-57 40.4%
 3FG % 1st Half: 3-11 27.3% 2nd Half: 4-5 80.0% Game: 7-16 43.8%
 FT % 1st Half: 4-7 57.1% 2nd Half: 7-9 77.8% Game: 11-16 68.8%

Troy 55 • 7-11, 2-7

#	Player	Total	3-Ptr	Rebounds	Off	Def	PF	TP	A	T	Bk	Stl	Min	
		FG	FGA	FT	FTA	Off	Def	PF	TP	A	T	Bk	Stl	
21	Walton III, John	0-4	0-0	0-2	0	1	1	3	0	1	0	0	22	
20	Thomas, Kevin	9-14	0-0	2-2	9	21	1	20	1	3	1	2	36	
01	Person, Wesley	4-15	1-2	2-2	0	2	5	14	0	3	0	1	33	
04	Ford, Kelton	0-6	0-4	0-0	0	4	4	1	0	1	0	1	21	
10	Bilbo, Chris	4-10	1-4	2-2	0	2	2	11	2	0	0	0	37	
00	Abdul-Aleem, Musa	4-14	0-5	0-1	1	4	5	8	2	0	0	0	28	
05	Harrison, Christian	0-2	0-1	0-0	1	4	5	0	0	0	0	0	7	
33	Ariri, Aaron	0-2	0-0	2-2	3	5	8	1	5	0	2	1	15	
Team														
Totals		21-67	5-26	8-11	17	26	43	14	55	5	10	4	5	200
FG % 1st Half: 11-40 27.5% 2nd half: 10-27 37.0% Game: 21-67 31.3%														
3PT % 1st Half: 1-13 7.7% 2nd half: 4-13 30.8% Game: 5-26 19.2%														
Reb % 1st Half: 7-8 47.1% 2nd half: 10-19 52.6% Game: 17-26 65.4%														
Deadball Rebounds: 14														

FG % 1st Half: 11-40 27.5% 2nd Half: 10-27 37.0% Game: 21-67 31.3%
 3FG % 1st Half: 3-13 23.1% 2nd Half: 4-13 30.8% Game: 5-26 19.2%
 FT % 1st Half: 7-8 87.5% 2nd Half: 1-3 33.3% Game: 8-11 72.7%

Officials: Mike Millone, Mitchell Ervin, Zeltson Steel
 Technical fouls: Arkansas State None. Troy-Walton III, John.
 Attendance: 1711

Score by periods	1st	2nd	Total
Arkansas State	23	41	64
Troy	30	25	55

Last FG - ASU 2nd-00:39, TROY 2nd-00:43.
 Largest lead - ASU by 11 2nd-05:43, TROY by 11 2nd-18:09.

GAME 22

Official Basketball Box Score - Game Totals - Final Statistics
Troy vs Arkansas State
 2/5/15 7:30 PM at Jonesboro, Ark. (Convocation Center)

Troy 69 • 9-12, 4-8 SBC

#	Player	FG	Total	3-Ptr	Rebounds	Off	Def	PF	TP	A	T	Bk	Stl	Min			
		FG	FGA	FT	FTA	Off	Def	PF	TP	A	T	Bk	Stl	Min			
21	Walton III, John	4	7	0	0	4	6	2	5	6	4	1	2	29			
20	Thomas, Kevin	9	10	0	0	2	2	6	5	11	1	16	2	4	38		
01	Abdul-Aleem, Musa	6	12	3	6	2	2	5	7	2	17	1	2	0	31		
01	Person, Wesley	4	10	2	7	1	2	0	1	1	11	1	1	0	36		
04	Ford, Kelton	2	6	0	1	1	2	0	2	3	5	3	3	0	28		
10	Bilbo, Chris	1	4	0	0	6	7	1	5	6	1	8	4	0	32		
33	Ariri, Aaron	0	1	0	0	0	0	1	1	2	0	0	0	0	6		
	Team							5	1	6	0	2					
Totals		24	49	5	14	16	21	15	25	40	14	69	10	23	1	8	200
FG % 1st Half: 17-33		51.5%	2nd half: 7-16		43.8%	Game: 24-49		49.0%	Deadball fouls: 0								

FG % 1st Half: 17-33 51.5% 2nd Half: 7-16 43.8% Game: 24-49 49.0%
 3FG % 1st Half: 4-9 44.4% 2nd Half: 1-5 20.0% Game: 5-14 35.7%
 FT % 1st Half: 4-4 100.0 2nd Half: 12-17 70.6% Game: 16-21 76.2%

Arkansas State 64 • 9-13, 4-9 SBC

#	Player	FG	FGA	FT	FTA	Off	Def	PF	TP	A	T	Bk	Stl	Min
24	Livingston, Anthony	6-13	0-2	1-4	3	5	8	4	13	2	2	3	37	
33	Boucoum, Nouhoum	2-3	0-0	2-3	3	1	4	2	6	0	1	1	27	
01	Golden, Cameron	5-14	2	2	2	1	13	1	4	0	2	0	34	
05	Hardwick, PJ	2-4	0-1	0-0	0	2	2	4	4	4	0	0	30	
12	Gardner, Sean	7-15	2-7	4-4	0	1	3	20	2	1	0	3	33	
00	Macklin, Dajon	3-8	0-0	1-2	0	0	0	2	7	4	1	0	4	
10	Dure, Frederic	1-2	1-2	0-0	0	0	0	4	3	4	0	0	10	
11	Waters, Charles	0-2	0-0	0-0	1	3	4	3	0	2	0	0	18	
13	Foster, C.J.	2-4	0-0	1-1	0	1	1	5	0	0	0	1	13	
14	Downs, Kelvin	0-0	0-0	0-0	0	0	0	0	0	0	0	0	2	
	Team													
	Totals	25-57	6-20	8-12	10	14	24	21	64	9	18	4	9	200

FG % 1st Half: 10-24 41.7% 2nd Half: 15-33 45.5% Game: 25-57 43.9%
 3FG % 1st Half: 2-8 25.0% 2nd Half: 4-12 33.3% Game: 6-20 30.0%
 FT % 1st Half: 4-4 100.0 2nd Half: 4-10 40.0% Game: 8-12 66.7%

Officials: Sam Craft, Zeltson Steel, Sean Cassidy
 Technical fouls: Troy None. Arkansas State None.
 Attendance: 1919

Score by periods	1st	2nd	Total
Troy	42	27	69
Arkansas State	24	40	64

Last FG - TROY 2nd-01:15, ASU 2nd-00:08.
 Largest lead - TROY by 20 2nd-18:22, ASU by 1 1st-16:58.

GAME 25

Official Basketball Box Score - Game Totals - Final Statistics
ULM vs Arkansas State
 2/21/15 7:05 p.m. at Jonesboro, Ark. (Convocation Center)

ULM 68 • 18-9, 12-4 SBC

ULM 68 • 18-9, 12-4 SBC

#	Player	Total	3-Ptr	Rebounds	Off	Def	PF	TP	A	T	Bk	Stl	Min
FG	FGA	FT	FTA	Off	Def	PF	TP	A	T	Bk	Stl	Min	
12	Onwae, Tyler	7-14	4-8	2-2	3	4	7	1	20	2	2	0	40
21	Deng, Majok	3-12	0-0	0	3	6	9	2	6	1	0	1	34
01	Samuel, Jamaal	0-3	0-0	0	1	3	4	0	0	3	0	0	23
11	Coppola, Nick	9-10	5-7	0-0	0	5	5	1	19	3	0	0	40
01	Roberson, Justin	3-11	0-0	1-2	2	0	2	5	7	4	1	0	31
05	Harvey, DeAndre	1-3	0-0	1-1	2	2	4	1	3	1	0	0	15
04	Foster, Mack	3-7	0-2	1-1	0	1	2	7	0	3	0	1	14
20	Amijoyi, Chinadu	0-0	0-0	0-0	0	0	0	0	0	0	0	0	3
Team		27-65 9-23 5-6 14 25 39 11 68 11 11 4 7 200											
Totals		27-65 9-23 5-6 14 25 39 11 68 11 11 4 7 200											

FG % 1st Half: 15-30 50.0% 2nd Half: 12-35 34.3% Game: 27-65 41.5%
 3FG % 1st Half: 4-10 40.0% 2nd Half: 5-13 38.5% Game: 9-23 39.1%
 FT % 1st Half: 2-2 100.0 2nd Half: 3-4 75.0% Game: 5-6 83.3%

Arkansas State 70 • 10-15, 5-11 SBC

#	Player	f	FG	FGA	3-Ptr	FG-FTA	Rebounds	PF	TP	A	T	Bk	Stl	Min		
			FG	FGA	FT	FTA	Off	Def	PF	TP	A	T	Bk	Stl		
24	Livingston, Anthony	f	7-16		0-1	5-7	2	15	0	1	2	0	0	37		
33	Boucoum, Nouhoum	g	0-3		0-0	1-2	1	2	1	0	3	0	0	10		
01	Golden, Cameron	g	5-15		2-7	5-6	2	6	8	0	17	4	2	40		
10	Dure, Frederic	g	9-10		3-4	1-2	1	7	8	1	22	3	1	36		
13	Foster, C.J.	q	1-3		0-1	0-0	0	0	0	2	1	0	0	19		
05	Hardwick, PJ	q	0-0		0-0	1-1	0	1	0	1	0	2	0	0		
12	Gardner, Sean	q	1-5		0-2	0-0	0	2	2	0	2	0	0	12		
14	Downs, Kelvin	f	6-12		0-0	0-2	2	5	7	4	12	1	3	33		
	Team															
Totals			29-64		6-18	6-11	14	24	38	9	70	13	8	5	4	200
FG % 1st half: 16-36 44.4% 2nd half: 13-28 46.4% Game: 29-64 45.3% Deaball																

FG % 1st Half: 16-36 44.4% 2nd Half: 13-28 46.4% Game: 29-64 45.3%
 3FG % 1st Half: 4-9 44.4% 2nd Half: 2-4 50.0% Game: 6-18 33.3%
 FT % 1st Half: 0-0 0.0% 2nd Half: 6-11 54.5% Game: 6-11 54.5%

Officials: Brandon Landron, Brandon Sidney Cohen
 Technical fouls: ULM None. Arkansas State None.
 Attendance: 2314

Score by periods	1st	2nd	Total
ULM	36	32	68
Arkansas State	36	34	70

Last FG - ULM 2nd-00:32, ASU 2nd-00:05.
 Largest lead - ULM 10 1st-05:15, ASU by 15 2nd-00:45.

GAME 20

Official Basketball Box Score - Game Totals - Final Statistics
UALR vs Arkansas State
 1/29/15 7:30 PM at Jonesboro, Ark. (Convocation Center)

UALR 75 • 8-12, 3-7 SBC

#	Player	FG		3-Ptr		Rebounds			PF	TP	A	T	Bk	Stl	Min		
		F	T	F	T	Off	Def	FT									
5	Woods, Roger	5	16	2	2	1	2	3	11	3	13	1	1	0	31		
5	Leeper, Gus	F	2	6	0	0	3	4	2	1	3	2	7	0	0	23	
01	Hagins, Josh	9	10	13	2	3	6	7	2	2	4	2	28	2	1	0	29
11	Smith, DeVonte	0	0	0	0	0	0	0	0	0	0	0	0	0	0	0	14
24	Dillard, Ben	1	5	0	3	2	2	2	0	0	1	4	2	1	0	20	
01	Brown, Andre	0	0	0	0	0	0	1	1	1	0	1	0	1	0	3	
02	Washington, Jerron	0	1	0	0	1	0	2	0	1	1	0	0	0	0	11	
10	Hill, Maurius	0	3	0	0	2	2	0	0	2	2	0	1	0	0	9	
14	Thomas, J.T.	1	1	1	1	1	3	0	0	0	8	1	0	0	1	26	
23	Isom, Marik	3	3	1	3	2	2	0	0	0	0	0	0	0	0	0	21
28	Reid, James	2	4	2	4	1	2	0	3	3	0	7	2	1	0	2	21



ARKANSAS STATE MEN'S BASKETBALL

NO.	NAME	HT.	WT.	YR.	POS.	Ex.	HOMETOWN/LAST SCHOOL
0	Daijon Macklien	6-1	195	So.	G	JC	Los Angeles, Calif./Chattahoochee Valley CC
1	Cameron Golden	6-0	158	Jr.	G	2L	Memphis, Tenn./Ridgeway
2	Connor Kern	6-4	189	Fr.	G	HS	Pickerington, Ohio/Pickerington Central
3	Devin Carter*	6-4	209	Jr.	G	TR	Champaign, Ill./Kent State
4	Josh Pierre	6-0	184	Jr.	G	2L	Baton Rouge, La./Stillwater, Okla.
5	PJ Hardwick	5-11	167	RSo.	G	TR	Miami, Fla./North Texas
10	Frederic Dure	6-5	165	Jr.	G	JC	Montreal, Quebec/Sheridan College
11	Charles Waters	6-6	186	Jr.	F	JC	Memphis, Tenn./Southwest Tennessee CC
12	Sean Gardner	6-5	178	RJr.	G	RS	Memphis, Tenn./Motlow JC
13	C.J. Foster	6-3	180	So.	G	JC	Lilburn, Ga./Roane State
14	Kelvin Downs	6-9	230	Jr.	F	2L	Arlington, Texas/Juan Seguin
20	Josh Bowling	6-5	205	Fr.	F	HS	Benton, Ark./Benton
24	Anthony Livingston	6-8	230	So.	F	JC	Washington, D.C./San Jacinto College
33	Nouhoum Bocoum	6-10	270	Jr.	C	JC	Harlem, N.Y./Paris JC

* – Ineligible 2014-15 season due to NCAA Transfer Rule

Coaching Staff:

HEAD COACH: John Brady (7th Year)

ASSOCIATE HEAD COACH: Melvin Haralson (4th Year)

ASSISTANT COACHES: Carlos Wilson (1st Year), Mike Scutero (1st year)

DIRECTOR OF BASKETBALL OPERATIONS: Kyle Drake (1st Year)

Pronunciation Guide:

Nouhoum Bocoum - NA-hoom BA-coom

Daijon Macklien - DAY-john MAC-clean



THE STAT CREW SYSTEM
Arkansas State Combined Team Statistics (as of Mar 05, 2015)
All games



RECORD:	OVERALL	HOME	AWAY	NEUTRAL
ALL GAMES	11-17	5-8	6-9	0-0
CONFERENCE	6-13	3-6	3-7	0-0
NON-CONFERENCE	5-4	2-2	3-2	0-0

#	Player	gp-gs	min	avg	Total		3-Point		F-Throw		Rebounds												pts	avg
					fg-fga	fg%	3fg-fga	3fg%	ft-fa	ft%	off	def	tot	avg	pf	dq	a	to	blk	stl				
24	Livingston, Anthony	28-28	1002	35.8	160-345	.464	27-83	.325	97-142	.683	74	206	280	10.0	63	1	21	75	28	14	444	15.9		
01	Golden, Cameron	28-28	991	35.4	131-358	.366	59-193	.306	69-97	.711	15	71	86	3.1	54	2	78	62	5	49	390	13.9		
12	Gardner, Sean	28-25	869	31.0	126-302	.417	52-148	.351	37-51	.725	32	62	94	3.4	63	3	35	41	8	33	341	12.2		
10	Dure, Frederic	12-3	222	18.5	24-55	.436	15-30	.500	12-19	.632	2	32	34	2.8	17	1	13	21	0	6	75	6.3		
33	Boucoun, Nouhoum	27-14	430	15.9	63-141	.447	1-3	.333	40-57	.702	46	71	117	4.3	47	1	3	29	12	5	167	6.2		
05	Hardwick, PJ	26-20	750	28.8	38-111	.342	1-8	.125	40-51	.784	21	62	83	3.2	53	1	126	58	0	19	117	4.5		
14	Downs, Kelvin	27-8	476	17.6	40-104	.385	1-3	.333	23-35	.657	22	52	74	2.7	71	2	5	34	16	4	104	3.9		
11	Waters, Charles	24-6	310	12.9	30-66	.455	0-2	.000	16-21	.762	31	49	80	3.3	53	2	3	14	16	13	76	3.2		
13	Foster, C.J.	21-8	294	14.0	14-47	.298	3-15	.200	17-26	.654	13	10	23	1.1	29	1	14	18	1	3	48	2.3		
00	Macklien, Daijon	22-0	261	11.9	17-39	.436	5-13	.385	6-9	.667	3	17	20	0.9	20	0	17	22	0	5	45	2.0		
25	White, Ronnie	3-0	26	8.7	1-4	.250	0-0	.000	3-4	.750	2	8	10	3.3	4	0	0	1	0	0	5	1.7		
04	Pierre, Josh	7-0	19	2.7	0-2	.000	0-2	.000	0-0	.000	0	3	3	0.4	0	0	0	1	0	1	0	0.0		
	Team										50	46	96		1		5							
	Total.....	28	5650		644-1574	.409	164-500	.328	360-512	.703	311	689	1000	35.7	475	14	315	381	86	152	1812	64.7		
	Opponents.....	28	5650		689-1613	.427	185-559	.331	374-557	.671	325	700	1025	36.6	468	9	328	337	75	187	1937	69.2		

TEAM STATISTICS			ASU	OPP	Date	Opponent	Score	Att.
SCORING			1812	1937	11/17/14	UT MARTIN	L 73-75	1517
Points per game			64.7	69.2	11/25/14	LAMAR	L 58-63	1534
Scoring margin			-4.5	-	12/1/14	at Central Arkansas	w 67-49	1734
FIELD GOALS-ATT			644-1574	689-1613	12/6/14	BELHAVEN	w 95-68	1406
Field goal pct			.409	.427	12/10/14	at Purdue	L 46-87	9964
3 POINT FG-ATT			164-500	185-559	12/13/14	at TOLEDO	L 65-73	4445
3-point FG pct			.328	.331	12-17-14	at Mississippi State	w 69-55	5390
3-pt FG made per game			5.9	6.6	12/20/14	MARSHALL	w 67-58	1781
FREE THROWS-ATT			360-512	374-557	12/23/14	at Niagara	w 74-69	909
Free throw pct			.703	.671	* 12/30/14	at South Alabama	Wot 63-60	1682
F-Throws made per game			12.9	13.4	* 1/3/15	APPALACHIAN STATE	L 73-74	1628
REBOUNDS			1000	1025	* 01/05/15	at ULM	L 61-70	1418
Rebounds per game			35.7	36.6	* 1/8/15	GEORGIA SOUTHERN	L 61-73	1645
Rebounding margin			-0.9	-	* 1/10/15	at UTA	L 50-77	1758
ASSISTS			315	328	* 1/15/15	at Appalachian State	w 59-50	1685
Assists per game			11.3	11.7	* 1/17/15	TEXAS STATE	Wot 78-73	2219
TURNOVERS			381	337	* 1/19/15	GEORGIA STATE	L 54-60	2016
Turnovers per game			13.6	12.0	* 1/22/15	at Louisiana	L 59-96	4080
Turnover margin			-1.6	-	* 01/24/15	at Troy	w 64-55	1711
Assist/turnover ratio			0.8	1.0	* 1/29/15	UALR	L 65-75	3104
STEALS			152	187	* 1/31/15	at Georgia State	L 43-74	1564
Steals per game			5.4	6.7	* 2/5/15	TROY	L 64-69	1919
BLOCKS			86	75	* 02/12/15	at Georgia Southern	L 60-65	1768
Blocks per game			3.1	2.7	* 2/19/15	at UALR	L 57-70	3629
ATTENDANCE			24285	44229	* 2/21/15	ULM	w 70-68	1916
Home games-Avg/Game			13-1868	15-2949	* 2/26/15	UTA	w 81-80	2214
Neutral site-Avg/Game			-	0-0	* 2/28/15	at Texas State	L 60-70	2492
					* 3/5/15	SOUTH ALABAMA	L 76-81	1386
Score by Periods			1st	2nd	OT	Totals		
Arkansas State			830	960	22	1812		
Opponents			976	947	14	1937		

* - Conference game



THE STAT CREW SYSTEM
Arkansas State Combined Team Statistics (as of Mar 05, 2015)
Conference games



RECORD:	OVERALL	HOME	AWAY	NEUTRAL
ALL GAMES	6-13	3-6	3-7	0-0
CONFERENCE	6-13	3-6	3-7	0-0
NON-CONFERENCE	0-0	0-0	0-0	0-0

#	Player	gp-gs	min	avg	Total		3-Point		F-Throw		Rebounds				pf	dq	a	to	blk	stl	pts	avg
					fg-fga	fg%	3fg-fga	3fg%	ft-fa	ft%	off	def	tot	avg								
24	Livingston, Anthony	19-19	694	36.5	107-243	.440	16-60	.267	66-92	.717	55	149	204	10.7	42	1	11	46	17	8	296	15.6
01	Golden, Cameron	19-19	669	35.2	84-239	.351	36-126	.286	48-69	.696	10	47	57	3.0	32	1	47	47	2	31	252	13.3
12	Gardner, Sean	19-16	560	29.5	76-197	.386	28-87	.322	27-35	.771	20	30	50	2.6	43	2	26	29	5	26	207	10.9
10	Dure, Frederic	12-3	222	18.5	24-55	.436	15-30	.500	12-19	.632	2	32	34	2.8	17	1	13	21	0	6	75	6.3
33	Boucoun, Nouhoum	18-10	259	14.4	37-86	.430	1-2	.500	25-34	.735	26	35	61	3.4	31	1	2	19	5	2	100	5.6
05	Hardwick, PJ	19-13	530	27.9	30-86	.349	1-8	.125	26-33	.788	15	43	58	3.1	38	1	84	39	0	15	87	4.6
11	Waters, Charles	17-6	261	15.4	25-55	.455	0-2	.000	13-17	.765	28	41	69	4.1	46	2	3	10	16	9	63	3.7
14	Downs, Kelvin	18-3	319	17.7	26-69	.377	1-1	1.000	13-20	.650	14	34	48	2.7	48	1	2	21	12	3	66	3.7
13	Foster, C.J.	15-6	197	13.1	9-35	.257	3-12	.250	10-16	.625	9	5	14	0.9	16	0	8	10	0	3	31	2.1
00	Macklien, Daijon	13-0	129	9.9	8-18	.444	2-4	.500	3-5	.600	2	10	12	0.9	13	0	7	12	0	1	21	1.6
04	Pierre, Josh	3-0	10	3.3	0-1	.000	0-1	.000	0-0	.000	0	2	2	0.7	0	0	0	1	0	0	0	0.0
Team											29	30	59				4					
Total.....		19	3850		426-1084	.393	103-333	.309	243-340	.715	210	458	668	35.2	326	10	203	259	57	104	1198	63.1
Opponents.....		19	3850		477-1088	.438	119-347	.343	267-387	.690	215	503	718	37.8	308	5	220	232	49	134	1340	70.5

TEAM STATISTICS	ASU	OPP
SCORING	1198	1340
Points per game	63.1	70.5
Scoring margin	-7.5	-
FIELD GOALS-ATT	426-1084	477-1088
Field goal pct	.393	.438
3 POINT FG-ATT	103-333	119-347
3-point FG pct	.309	.343
3-pt FG made per game	5.4	6.3
FREE THROWS-ATT	243-340	267-387
Free throw pct	.715	.690
F-Throws made per game	12.8	14.1
REBOUNDS	668	718
Rebounds per game	35.2	37.8
Rebounding margin	-2.6	-
ASSISTS	203	220
Assists per game	10.7	11.6
TURNOVERS	259	232
Turnovers per game	13.6	12.2
Turnover margin	-1.4	-
Assist/turnover ratio	0.8	0.9
STEALS	104	134
Steals per game	5.5	7.1
BLOCKS	57	49
Blocks per game	3.0	2.6
ATTENDANCE	18047	21787
Home games-Avg/Game	9-2005	10-2179
Neutral site-Avg/Game	-	0-0

Date	Opponent		Score	Att.
* 12/30/14	at South Alabama	Wot	63-60	1682
* 1/3/15	APPALACHIAN STATE	L	73-74	1628
* 01/05/15	at ULM	L	61-70	1418
* 1/8/15	GEORGIA SOUTHERN	L	61-73	1645
* 1/10/15	at UTA	L	50-77	1758
* 1/15/15	at Appalachian State	W	59-50	1685
* 1/17/15	TEXAS STATE	Wot	78-73	2219
* 1/19/15	GEORGIA STATE	L	54-60	2016
* 1/22/15	at Louisiana	L	59-96	4080
* 01/24/15	at Troy	W	64-55	1711
* 1/29/15	UALR	L	65-75	3104
* 1/31/15	at Georgia State	L	43-74	1564
* 2/5/15	TROY	L	64-69	1919
* 02/12/15	at Georgia Southern	L	60-65	1768
* 2/19/15	at UALR	L	57-70	3629
* 2/21/15	ULM	W	70-68	1916
* 2/26/15	UTA	W	81-80	2214
* 2/28/15	at Texas State	L	60-70	2492
* 3/5/15	SOUTH ALABAMA	L	76-81	1386

* - Conference game

Score by Periods	1st	2nd	OT	Totals
Arkansas State	531	645	22	1198
Opponents	675	651	14	1340



THE STAT CREW SYSTEM
Arkansas State Team High/Low Analysis (as of Mar 05, 2015)
All games



Arkansas State - TEAM GAME HIGHS

POINTS	95	BELHAVEN (12/6/14)
	81	UTA (2/26/15)
	78	TEXAS STATE (1/17/15)
	76	SOUTH ALABAMA (3/5/15)
	74	at Niagara (12/23/14)
FIELD GOALS MADE	34	BELHAVEN (12/6/14)
	31	SOUTH ALABAMA (3/5/15)
FIELD GOAL ATTEMPTS	68	SOUTH ALABAMA (3/5/15)
	68	BELHAVEN (12/6/14)
FIELD GOAL PERCENTAGE	.578 (26-45)	UT MARTIN (11/17/14)
	.522 (24-46)	at Mississippi State (12-17-14)
3 PT FIELD GOALS MADE	13	BELHAVEN (12/6/14)
	9	UTA (2/26/15)
	9	at TOLEDO (12/13/14)
3 PT FG ATTEMPTS	27	at UTA (1/10/15)
	27	BELHAVEN (12/6/14)
3 PT FG PERCENTAGE	.545 (6-11)	UT MARTIN (11/17/14)
	.481 (13-27)	BELHAVEN (12/6/14)
FREE THROWS MADE	23	TEXAS STATE (1/17/15)
	22	UTA (2/26/15)
FREE THROW ATTEMPTS	31	TEXAS STATE (1/17/15)
	29	MARSHALL (12/20/14)
FREE THROW PERCENTAGE	.933 (14-15)	BELHAVEN (12/6/14)
	.929 (13-14)	APPALACHIAN STATE (1/3/15)
REBOUNDS	49	MARSHALL (12/20/14)
	47	BELHAVEN (12/6/14)
ASSISTS	20	BELHAVEN (12/6/14)
	17	APPALACHIAN STATE (1/3/15)
STEALS	11	at Central Arkansas (12/1/14)
	10	at Texas State (2/28/15)
BLOCKED SHOTS	7	at Appalachian State (1/15/15)
	7	at Central Arkansas (12/1/14)
TURNOVERS	21	at Texas State (2/28/15)
	19	UALR (1/29/15)
FOULS	24	SOUTH ALABAMA (3/5/15)
	22	at Louisiana (1/22/15)
	22	at Purdue (12/10/14)



THE STAT CREW SYSTEM
Arkansas State High/Low Analysis (as of Mar 05, 2015)
All games



Opponent - GAME HIGHS

POINTS	96	at Louisiana (1/22/15)
	87	at Purdue (12/10/14)
	81	SOUTH ALABAMA (3/5/15)
	80	UTA (2/26/15)
	77	at UTA (1/10/15)
FIELD GOALS MADE	32	at Louisiana (1/22/15)
	30	at Purdue (12/10/14)
FIELD GOAL ATTEMPTS	71	MARSHALL (12/20/14)
	67	at Troy (01/24/15)
FIELD GOAL PERCENTAGE	.552 (32-58)	at Louisiana (1/22/15)
	.547 (29-53)	at ULM (01/05/15)
3 PT FIELD GOALS MADE	14	at Louisiana (1/22/15)
	11	GEORGIA SOUTHERN (1/8/15)
	11	BELHAVEN (12/6/14)
3 PT FG ATTEMPTS	38	MARSHALL (12/20/14)
	30	BELHAVEN (12/6/14)
3 PT FG PERCENTAGE	.636 (14-22)	at Louisiana (1/22/15)
	.550 (11-20)	GEORGIA SOUTHERN (1/8/15)
FREE THROWS MADE	23	at UTA (1/10/15)
	22	SOUTH ALABAMA (3/5/15)
FREE THROW ATTEMPTS	33	SOUTH ALABAMA (3/5/15)
	30	at Georgia State (1/31/15)
FREE THROW PERCENTAGE	.833 (10-12)	at UALR (2/19/15)
	.833 (10-12)	at Mississippi State (12-17-14)
	.833 (5-6)	ULM (2/21/15)
REBOUNDS	45	at South Alabama (12/30/14)
	43	at Georgia State (1/31/15)
	43	at Troy (01/24/15)
	43	at Appalachian State (1/15/15)
	43	GEORGIA SOUTHERN (1/8/15)
	43	MARSHALL (12/20/14)
ASSISTS	21	at Purdue (12/10/14)
	20	at Louisiana (1/22/15)
STEALS	13	UALR (1/29/15)
	11	UT MARTIN (11/17/14)
BLOCKED SHOTS	8	at Purdue (12/10/14)
	6	at Louisiana (1/22/15)
	6	at South Alabama (12/30/14)
TURNOVERS	23	TROY (2/5/15)
	21	at Central Arkansas (12/1/14)
FOULS	25	MARSHALL (12/20/14)
	25	LAMAR (11/25/14)



THE STAT CREW SYSTEM
Arkansas State High/Low Analysis (as of Mar 05, 2015)
All games



Arkansas State - GAME LOWS

POINTS	43	at Georgia State (1/31/15)
	46	at Purdue (12/10/14)
	50	at UTA (1/10/15)
	54	GEORGIA STATE (1/19/15)
	57	at UALR (2/19/15)
FIELD GOALS MADE	10	at Georgia State (1/31/15)
	14	GEORGIA STATE (1/19/15)
FIELD GOAL ATTEMPTS	45	UT MARTIN (11/17/14)
	46	LAMAR (11/25/14)
	46	at Mississippi State (12-17-14)
FIELD GOAL PERCENTAGE	.204 (10-49)	at Georgia State (1/31/15)
	.286 (14-49)	GEORGIA STATE (1/19/15)
3 PT FIELD GOALS MADE	2	at Purdue (12/10/14)
	3	at Louisiana (1/22/15)
	3	SOUTH ALABAMA (3/5/15)
3 PT FG ATTEMPTS	11	UT MARTIN (11/17/14)
	12	at Appalachian State (1/15/15)
3 PT FG PERCENTAGE	.143 (2-14)	at Purdue (12/10/14)
	.167 (3-18)	SOUTH ALABAMA (3/5/15)
FREE THROWS MADE	6	at TOLEDO (12/13/14)
	6	ULM (2/21/15)
FREE THROW ATTEMPTS	8	at TOLEDO (12/13/14)
	9	at UALR (2/19/15)
FREE THROW PERCENTAGE	.444 (8-18)	at Georgia Southern (02/12/15)
	.542 (13-24)	at Mississippi State (12-17-14)
REBOUNDS	24	GEORGIA SOUTHERN (1/8/15)
	24	TROY (2/5/15)
ASSISTS	5	at Louisiana (1/22/15)
	6	UT MARTIN (11/17/14)
	6	at Georgia State (1/31/15)
STEALS	1	at UALR (2/19/15)
	2	MARSHALL (12/20/14)
	2	at Georgia State (1/31/15)
	2	at Georgia Southern (02/12/15)
BLOCKED SHOTS	1	UT MARTIN (11/17/14)
	1	at ULM (01/05/15)
	1	TEXAS STATE (1/17/15)
	1	at Georgia Southern (02/12/15)
	1	UTA (2/26/15)
	1	at Texas State (2/28/15)
TURNOVERS	8	ULM (2/21/15)
	10	at TOLEDO (12/13/14)
	10	at Niagara (12/23/14)
	10	APPALACHIAN STATE (1/3/15)
	10	GEORGIA SOUTHERN (1/8/15)
	10	SOUTH ALABAMA (3/5/15)
FOULS	9	ULM (2/21/15)
	13	MARSHALL (12/20/14)
	13	APPALACHIAN STATE (1/3/15)



THE STAT CREW SYSTEM
Arkansas State High/Low Analysis (as of Mar 05, 2015)
All games



Opponent - GAME LOWS

POINTS	49		at Central Arkansas (12/1/14)
	50		at Appalachian State (1/15/15)
	55		at Mississippi State (12-17-14)
	55		at Troy (01/24/15)
	58		MARSHALL (12/20/14)
FIELD GOALS MADE	17		at Central Arkansas (12/1/14)
	17		at Appalachian State (1/15/15)
FIELD GOAL ATTEMPTS	49		TROY (2/5/15)
	50		at Central Arkansas (12/1/14)
	50		GEORGIA SOUTHERN (1/8/15)
	50		at Texas State (2/28/15)
FIELD GOAL PERCENTAGE	.293	(17-58)	at Appalachian State (1/15/15)
	.296	(21-71)	MARSHALL (12/20/14)
3 PT FIELD GOALS MADE	1		at ULM (01/05/15)
	1		at Georgia State (1/31/15)
3 PT FG ATTEMPTS	8		at Georgia State (1/31/15)
	9		at ULM (01/05/15)
3 PT FG PERCENTAGE	.111	(1-9)	at ULM (01/05/15)
	.125	(1-8)	at Georgia State (1/31/15)
FREE THROWS MADE	5		at Georgia Southern (02/12/15)
	5		ULM (2/21/15)
FREE THROW ATTEMPTS	6		ULM (2/21/15)
	8		MARSHALL (12/20/14)
FREE THROW PERCENTAGE	.333	(5-15)	at Georgia Southern (02/12/15)
	.389	(7-18)	at Central Arkansas (12/1/14)
REBOUNDS	24		BELHAVEN (12/6/14)
	27		at Texas State (2/28/15)
ASSISTS	4		at Mississippi State (12-17-14)
	4		GEORGIA STATE (1/19/15)
STEALS	2		at TOLEDO (12/13/14)
	2		at Niagara (12/23/14)
BLOCKED SHOTS	0		UT MARTIN (11/17/14)
	0		UALR (1/29/15)
TURNOVERS	5		at TOLEDO (12/13/14)
	6		at UALR (2/19/15)
FOULS	11		at TOLEDO (12/13/14)
	11		at UALR (2/19/15)
	11		ULM (2/21/15)



THE STAT CREW SYSTEM
Arkansas State Individual Game-by-Game (as of Mar 05, 2015)
All games



#00 Macklien, Daijon

Opponent	Date	gs	min	Total		3-Pointers		Free throws		Rebounds				pf	a	t/o	blk	stl	pts	avg
				fg-fga	pct	3fg-fga	pct	ft-fa	pct	off	def	tot	avg							
UT MARTIN	11/17/14		20	0-1	.000	0-1	.000	0-0	.000	0	0	0	0.0	1	2	3	0	0	0	0.0
LAMAR	11/25/14		17	1-4	.250	0-1	.000	0-0	.000	0	1	1	0.5	2	0	0	0	0	2	1.0
at Central Arkansas	12/1/14		7	0-1	.000	0-1	.000	0-0	.000	0	0	0	0.3	2	0	1	0	0	0	0.7
BELHAVEN	12/6/14		6	2-4	.500	1-3	.333	0-0	.000	1	0	1	0.5	0	1	0	0	1	5	1.8
at Purdue	12/10/14		17	2-3	.667	0-0	.000	0-0	.000	0	0	0	0.4	0	2	1	0	0	4	2.2
at TOLEDO	12/13/14		21	2-2	1.000	2-2	1.000	1-2	.500	0	0	0	0.3	0	2	1	0	1	7	3.0
at Mississippi State	12-17-14		18	0-1	.000	0-0	.000	0-0	.000	0	4	4	0.9	0	1	1	0	0	0	2.6
MARSHALL	12/20/14		11	1-4	.250	0-1	.000	0-0	.000	0	1	1	0.9	1	1	2	0	1	2	2.5
at Niagara	12/23/14		15	1-1	1.000	0-0	.000	2-2	1.000	0	1	1	0.9	1	1	1	0	1	4	2.7
at South Alabama	12/30/14		7	0-2	.000	0-0	.000	0-0	.000	1	1	2	1.0	0	0	1	0	0	0	2.4
APPALACHIAN STATE	1/3/15		4	0-0	.000	0-0	.000	0-0	.000	1	1	2	1.1	0	0	0	0	0	0	2.2
at ULM	01/05/15		5	0-0	.000	0-0	.000	0-0	.000	0	1	1	1.1	0	0	0	0	0	0	2.0
GEORGIA SOUTHERN	1/8/15		4	0-1	.000	0-0	.000	0-0	.000	0	1	1	1.1	0	0	0	0	0	0	1.8
at UTA	1/10/15		18	1-4	.250	1-1	1.000	0-0	.000	0	1	1	1.1	3	0	2	0	1	3	1.9
TEXAS STATE	1/17/15		2	0-0	.000	0-0	.000	0-0	.000	0	0	0	1.0	0	0	0	0	0	0	1.8
at Louisiana	1/22/15		24	1-1	1.000	0-0	.000	0-2	.000	0	4	4	1.2	2	3	3	0	0	2	1.8
at Troy	01/24/15		21	2-3	.667	0-1	.000	3-3	1.000	0	0	0	1.1	3	1	1	0	0	7	2.1
UALR	1/29/15		20	3-3	1.000	0-0	.000	0-0	.000	0	1	1	1.1	2	1	5	0	0	6	2.3
at Georgia State	1/31/15		3	0-1	.000	0-1	.000	0-0	.000	0	0	0	1.1	2	0	0	0	0	0	2.2
TROY	2/5/15		4	0-0	.000	0-0	.000	0-0	.000	0	0	0	1.0	0	0	0	0	0	0	2.1
at UALR	2/19/15		5	0-0	.000	0-0	.000	0-0	.000	0	0	0	1.0	0	1	0	0	0	0	2.0
SOUTH ALABAMA	3/5/15		12	1-3	.333	1-1	1.000	0-0	.000	0	0	0	0.9	1	1	0	0	0	3	2.0
Totals		0	261	17-39	.436	5-13	.385	6-9	.667	3	17	20	0.9	20	17	22	0	5	45	2.0

Games played: 22
Minutes/game: 11.9
Points/game: 2.0
FG Pct: 43.6
3FG Pct: 38.5
FT Pct: 66.7

Rebounds/game: 0.9
Assists/game: 0.8
Turnovers/game: 1.0
Assist/turnover ratio: 0.8
Steals/game: 0.2



THE STAT CREW SYSTEM
Arkansas State Individual Game-by-Game (as of Mar 05, 2015)
All games



#01 Golden, Cameron

Opponent	Date	gs	min	Total		3-Pointers		Free throws		Rebounds				pf	a	t/o	blk	stl	pts	avg	
				fg-fga	pct	3fg-fga	pct	ft-fa	pct	off	def	tot	avg								
UT MARTIN	11/17/14	*	37	5-9	.556	3-3	1.000	4-6	.667	0	4	4	4.0	2	3	2	0	2	17	17.0	
LAMAR	11/25/14	*	40	4-13	.308	2-6	.333	3-6	.500	1	2	3	3.5	2	4	4	0	1	13	15.0	
at Central Arkansas	12/1/14	*	33	5-15	.333	4-10	.400	0-0	.000	0	0	0	2.3	2	4	1	0	5	14	14.7	
BELHAVEN	12/6/14	*	34	5-15	.333	3-10	.300	5-5	1.000	1	0	1	2.0	1	7	0	0	2	18	15.5	
at Purdue	12/10/14	*	35	3-13	.231	1-8	.125	2-2	1.000	0	2	2	2.0	3	2	2	1	4	9	14.2	
at TOLEDO	12/13/14	*	33	6-15	.400	4-10	.400	2-2	1.000	0	6	6	2.7	4	4	1	0	0	18	14.8	
at Mississippi State	12-17-14	*	36	6-13	.462	3-7	.429	0-1	.000	0	2	2	2.6	5	4	2	0	1	15	14.9	
MARSHALL	12/20/14	*	35	5-12	.417	1-6	.167	3-4	.750	2	4	6	3.0	0	1	1	0	1	14	14.8	
at Niagara	12/23/14	*	39	8-14	.571	2-7	.286	2-2	1.000	1	4	5	3.2	3	2	2	2	2	20	15.3	
at South Alabama	12/30/14	*	42	4-13	.308	3-9	.333	3-6	.500	2	4	6	3.5	1	1	3	0	1	14	15.2	
APPALACHIAN STATE	1/3/15	*	36	5-12	.417	1-4	.250	0-0	.000	0	3	3	3.5	3	2	0	0	1	11	14.8	
at ULM	01/05/15	*	38	8-18	.444	4-11	.364	5-6	.833	1	1	2	3.3	2	2	1	0	2	25	15.7	
GEORGIA SOUTHERN	1/8/15	*	38	6-13	.462	4-9	.444	1-2	.500	0	3	3	3.3	2	6	1	1	2	17	15.8	
at UTA	1/10/15	*	31	3-19	.158	0-12	.000	0-1	.000	1	5	6	3.5	0	4	2	1	2	6	15.1	
at Appalachian State	1/15/15	*	34	7-14	.500	3-6	.500	3-5	.600	0	2	2	3.4	1	1	3	0	2	20	15.4	
TEXAS STATE	1/17/15	*	41	6-16	.375	1-6	.167	9-10	.900	0	5	5	3.5	2	5	5	0	0	22	15.8	
GEORGIA STATE	1/19/15	*	35	3-12	.250	2-8	.250	2-3	.667	0	2	2	3.4	2	0	2	0	2	10	15.5	
at Louisiana	1/22/15	*	31	3-8	.375	0-2	.000	2-2	1.000	1	0	1	3.3	1	1	3	0	0	8	15.1	
at Troy	01/24/15	*	34	4-12	.333	4-6	.667	0-0	.000	0	3	3	3.3	1	4	3	0	3	12	14.9	
UALR	1/29/15	*	39	6-11	.545	3-6	.500	2-2	1.000	0	2	2	3.2	1	0	3	0	2	17	15.0	
at Georgia State	1/31/15	*	35	2-8	.250	2-5	.400	3-7	.429	0	0	0	3.0	3	2	2	0	1	9	14.7	
TROY	2/5/15	*	36	5-14	.357	3-8	.375	0-0	.000	0	2	2	3.0	1	1	4	0	2	13	14.6	
at Georgia Southern	02/12/15	*	28	2-11	.182	1-7	.143	0-0	.000	2	1	3	3.0	1	1	2	0	0	5	14.2	
at UALR	2/19/15	*	34	2-8	.250	1-4	.250	3-3	1.000	0	1	1	2.9	2	4	1	0	0	8	14.0	
ULM	2/21/15	*	40	5-15	.333	2-7	.286	5-6	.833	2	6	8	3.1	0	4	2	0	2	17	14.1	
UTA	2/26/15	*	33	5-10	.500	1-4	.250	0-3	.000	1	2	3	3.1	2	3	5	0	2	11	14.0	
at Texas State	2/28/15	*	35	3-13	.231	0-8	.000	6-9	.667	0	3	3	3.1	2	3	5	0	4	12	13.9	
SOUTH ALABAMA	3/5/15	*	29	5-12	.417	1-4	.250	4-4	1.000	0	2	2	3.1	5	3	0	0	3	15	13.9	
Totals			28	991	131-358	.366	59-193	.306	69-97	.711	15	71	86	3.1	54	78	62	5	49	390	13.9

Games played: 28
Minutes/game: 35.4
Points/game: 13.9
FG Pct: 36.6
3FG Pct: 30.6
FT Pct: 71.1

Rebounds/game: 3.1
Assists/game: 2.8
Turnovers/game: 2.2
Assist/turnover ratio: 1.3
Steals/game: 1.8
Blocks/game: 0.2



THE STAT CREW SYSTEM
Arkansas State Individual Game-by-Game (as of Mar 05, 2015)
All games



#04 Pierre, Josh

Opponent	Date	gs	min	Total		3-Pointers		Free throws		Rebounds				pf	a	t/o	blk	stl	pts	avg
				fg-fga	pct	3fg-fga	pct	ft-fa	pct	off	def	tot	avg							
UT MARTIN	11/17/14		3	0-0	.000	0-0	.000	0-0	.000	0	1	1	1.0	0	0	0	0	0	0	0.0
LAMAR	11/25/14		2	0-1	.000	0-1	.000	0-0	.000	0	0	0	0.5	0	0	0	0	0	0	0.0
BELHAVEN	12/6/14		2	0-0	.000	0-0	.000	0-0	.000	0	0	0	0.3	0	0	0	0	1	0	0.0
at Purdue	12/10/14		2	0-0	.000	0-0	.000	0-0	.000	0	0	0	0.3	0	0	0	0	0	0	0.0
at UTA	1/10/15		2	0-0	.000	0-0	.000	0-0	.000	0	0	0	0.2	0	0	0	0	0	0	0.0
at Georgia State	1/31/15		3	0-0	.000	0-0	.000	0-0	.000	0	2	2	0.5	0	0	1	0	0	0	0.0
SOUTH ALABAMA	3/5/15		5	0-1	.000	0-1	.000	0-0	.000	0	0	0	0.4	0	0	0	0	0	0	0.0
Totals		0	19	0-2	.000	0-2	.000	0-0	.000	0	3	3	0.4	0	0	1	0	1	0	0.0

Games played: 7
Minutes/game: 2.7
FG Pct: 0.0
3FG Pct: 0.0

Rebounds/game: 0.4
Turnovers/game: 0.1
Steals/game: 0.1

#05 Hardwick, PJ

Opponent	Date	gs	min	Total		3-Pointers		Free throws		Rebounds				pf	a	t/o	blk	stl	pts	avg
				fg-fga	pct	3fg-fga	pct	ft-fa	pct	off	def	tot	avg							
at Central Arkansas	12/1/14	*	35	1-2	.500	0-0	.000	4-6	.667	1	4	5	5.0	4	3	5	0	2	6	6.0
BELHAVEN	12/6/14	*	37	2-6	.333	0-0	.000	1-1	1.000	4	2	6	5.5	1	9	3	0	1	5	5.5
at Purdue	12/10/14	*	26	2-7	.286	0-0	.000	4-4	1.000	0	1	1	4.0	0	3	5	0	1	8	6.3
at TOLEDO	12/13/14	*	26	0-3	.000	0-0	.000	0-0	.000	0	1	1	3.3	4	5	0	0	0	0	4.8
at Mississippi State	12-17-14	*	29	1-2	.500	0-0	.000	5-7	.714	0	6	6	3.8	1	7	3	0	0	7	5.2
MARSHALL	12/20/14	*	36	0-2	.000	0-0	.000	0-0	.000	0	4	4	3.8	3	4	3	0	0	0	4.3
at Niagara	12/23/14	*	31	2-3	.667	0-0	.000	0-0	.000	1	1	2	3.6	2	11	0	0	0	4	4.3
at South Alabama	12/30/14	*	45	3-9	.333	0-0	.000	2-2	1.000	1	3	4	3.6	1	6	0	0	4	8	4.8
APPALACHIAN STATE	1/3/15	*	38	2-8	.250	0-1	.000	6-6	1.000	1	4	5	3.8	1	15	1	0	1	10	5.3
at ULM	01/05/15	*	40	7-13	.538	0-1	.000	1-3	.333	1	5	6	4.0	3	6	3	0	1	15	6.3
GEORGIA SOUTHERN	1/8/15	*	33	4-7	.571	0-0	.000	4-6	.667	0	3	3	3.9	4	4	3	0	3	12	6.8
at UTA	1/10/15	*	29	3-9	.333	0-1	.000	0-0	.000	1	3	4	3.9	3	2	2	0	1	6	6.8
at Appalachian State	1/15/15	*	37	2-5	.400	0-0	.000	7-8	.875	2	6	8	4.2	3	9	4	0	1	11	7.1
TEXAS STATE	1/17/15	*	39	0-1	.000	0-0	.000	0-0	.000	1	2	3	4.1	2	7	3	0	3	0	6.6
GEORGIA STATE	1/19/15	*	38	0-2	.000	0-1	.000	0-0	.000	0	3	3	4.1	1	7	2	0	1	0	6.1
at Louisiana	1/22/15	*	27	7-17	.412	1-3	.333	2-2	1.000	1	1	2	3.9	3	1	4	0	0	17	6.8
at Troy	01/24/15	*	25	0-2	.000	0-0	.000	2-4	.500	0	3	3	3.9	0	3	2	0	0	2	6.5
UALR	1/29/15	*	24	0-3	.000	0-0	.000	0-0	.000	2	0	2	3.8	5	2	1	0	0	0	6.2
at Georgia State	1/31/15	*	21	0-1	.000	0-0	.000	2-2	1.000	0	2	2	3.7	1	2	1	0	0	2	5.9
TROY	2/5/15	*	30	2-4	.500	0-1	.000	0-0	.000	0	2	2	3.6	4	4	4	0	0	4	5.9
at Georgia Southern	02/12/15		22	0-1	.000	0-0	.000	0-0	.000	1	2	3	3.6	0	4	2	0	0	0	5.6
at UALR	2/19/15		17	0-0	.000	0-0	.000	0-0	.000	0	0	0	3.4	2	0	3	0	0	0	5.3
ULM	2/21/15		13	0-0	.000	0-0	.000	0-0	.000	1	0	1	3.3	1	2	0	0	0	0	5.1
UTA	2/26/15		17	0-3	.000	0-0	.000	0-0	.000	0	2	2	3.3	3	4	1	0	0	0	4.9
at Texas State	2/28/15		9	0-0	.000	0-0	.000	0-0	.000	1	0	1	3.2	0	1	1	0	0	0	4.7
SOUTH ALABAMA	3/5/15		26	0-1	.000	0-0	.000	0-0	.000	2	2	4	3.2	1	5	2	0	0	0	4.5
Totals		20	750	38-111	.342	1-8	.125	40-51	.784	21	62	83	3.2	53	126	58	0	19	117	4.5

Games played: 26
Minutes/game: 28.8
Points/game: 4.5
FG Pct: 34.2
3FG Pct: 12.5
FT Pct: 78.4

Rebounds/game: 3.2
Assists/game: 4.8
Turnovers/game: 2.2
Assist/turnover ratio: 2.2
Steals/game: 0.7



THE STAT CREW SYSTEM
Arkansas State Individual Game-by-Game (as of Mar 05, 2015)
All games



#10 Dure, Frederic

Opponent	Date	gs	min	Total		3-Pointers		Free throws		Rebounds				pf	a	t/o	blk	stl	pts	avg
				fg-fga	pct	3fg-fga	pct	ft-fa	pct	off	def	tot	avg							
TEXAS STATE	1/17/15		7	1-1	1.000	1-1	1.000	0-0	.000	0	0	0	0.0	0	0	0	0	0	3	3.0
GEORGIA STATE	1/19/15		4	0-2	.000	0-1	.000	0-0	.000	0	1	1	0.5	0	0	1	0	0	0	1.5
at Louisiana	1/22/15		14	0-2	.000	0-1	.000	5-7	.714	0	1	1	0.7	1	0	1	0	2	5	2.7
at Troy	01/24/15		11	1-3	.333	1-1	1.000	0-0	.000	0	1	1	0.8	0	3	0	0	1	3	2.8
UALR	1/29/15		13	1-2	.500	1-1	1.000	0-0	.000	0	4	4	1.4	1	1	2	0	0	3	2.8
at Georgia State	1/31/15		23	1-4	.250	1-2	.500	2-2	1.000	0	5	5	2.0	2	0	3	0	0	5	3.2
TROY	2/5/15		10	1-2	.500	1-2	.500	0-0	.000	0	0	0	1.7	4	0	4	0	0	3	3.1
at Georgia Southern	02/12/15		18	0-3	.000	0-2	.000	0-3	.000	0	3	3	1.9	1	0	0	0	0	0	2.8
at UALR	2/19/15		15	0-3	.000	0-2	.000	0-0	.000	1	0	1	1.8	0	0	0	0	0	0	2.4
ULM	2/21/15	*	36	9-10	.900	3-4	.750	1-2	.500	1	7	8	2.4	1	3	1	0	1	22	4.4
UTA	2/26/15	*	33	6-16	.375	5-10	.500	3-4	.750	0	3	3	2.5	2	2	3	0	1	20	5.8
at Texas State	2/28/15	*	38	4-7	.571	2-3	.667	1-1	1.000	0	7	7	2.8	5	4	6	0	1	11	6.3
Totals		3	222	24-55	.436	15-30	.500	12-19	.632	2	32	34	2.8	17	13	21	0	6	75	6.3

Games played: 12
Minutes/game: 18.5
Points/game: 6.3
FG Pct: 43.6
3FG Pct: 50.0
FT Pct: 63.2

Rebounds/game: 2.8
Assists/game: 1.1
Turnovers/game: 1.8
Assist/turnover ratio: 0.6
Steals/game: 0.5

#11 Waters, Charles

Opponent	Date	gs	min	Total		3-Pointers		Free throws		Rebounds				pf	a	t/o	blk	stl	pts	avg
				fg-fga	pct	3fg-fga	pct	ft-fa	pct	off	def	tot	avg							
LAMAR	11/25/14		11	0-1	.000	0-0	.000	0-0	.000	0	1	1	1.0	1	0	1	0	0	0	0.0
at Central Arkansas	12/1/14		13	1-2	.500	0-0	.000	1-2	.500	1	3	4	2.5	2	0	0	0	2	3	1.5
BELHAVEN	12/6/14		15	3-5	.600	0-0	.000	0-0	.000	1	2	3	2.7	1	0	1	0	1	6	3.0
at Purdue	12/10/14		3	0-0	.000	0-0	.000	0-0	.000	0	0	0	2.0	0	0	0	0	0	0	2.3
at TOLEDO	12/13/14		1	0-1	.000	0-0	.000	0-0	.000	1	1	2	2.0	2	0	0	0	0	0	1.8
MARSHALL	12/20/14		3	1-1	1.000	0-0	.000	0-0	.000	0	1	1	1.8	0	0	0	0	0	2	1.8
at Niagara	12/23/14		3	0-1	.000	0-0	.000	2-2	1.000	0	0	0	1.6	1	0	2	0	1	2	1.9
at South Alabama	12/30/14		14	1-2	.500	0-0	.000	0-0	.000	1	2	3	1.8	2	0	0	2	1	2	1.9
APPALACHIAN STATE	1/3/15		5	1-1	1.000	0-0	.000	0-0	.000	0	0	0	1.6	0	0	1	0	0	2	1.9
at ULM	01/05/15		12	2-2	1.000	0-0	.000	0-0	.000	3	1	4	1.8	2	0	0	1	0	4	2.1
GEORGIA SOUTHERN	1/8/15		21	4-7	.571	0-0	.000	0-1	.000	1	5	6	2.2	5	0	1	1	1	8	2.6
at UTA	1/10/15		12	1-2	.500	0-1	.000	0-0	.000	2	1	3	2.3	3	1	1	2	1	2	2.6
at Appalachian State	1/15/15	*	19	2-7	.286	0-0	.000	0-1	.000	3	3	6	2.5	4	0	0	1	2	4	2.7
TEXAS STATE	1/17/15	*	24	0-1	.000	0-0	.000	4-4	1.000	1	6	7	2.9	4	0	0	0	1	4	2.8
GEORGIA STATE	1/19/15	*	22	1-4	.250	0-0	.000	0-0	.000	2	1	3	2.9	4	0	1	2	0	2	2.7
at Louisiana	1/22/15	*	13	3-4	.750	0-0	.000	0-2	.000	2	1	3	2.9	5	0	0	0	1	6	2.9
at Troy	01/24/15	*	16	2-4	.500	0-1	.000	0-0	.000	1	6	7	3.1	4	0	1	1	0	4	3.0
UALR	1/29/15	*	14	1-4	.250	0-0	.000	1-1	1.000	1	3	4	3.2	1	2	1	1	0	3	3.0
at Georgia State	1/31/15		18	1-3	.333	0-0	.000	2-2	1.000	1	1	2	3.1	2	0	1	1	0	4	3.1
TROY	2/5/15		18	0-2	.000	0-0	.000	0-0	.000	1	3	4	3.2	3	0	2	0	0	0	2.9
at Georgia Southern	02/12/15		6	1-2	.500	0-0	.000	0-0	.000	1	3	4	3.2	1	0	0	1	0	2	2.9
at UALR	2/19/15		9	2-2	1.000	0-0	.000	2-2	1.000	0	0	0	3.0	2	0	0	2	0	6	3.0
at Texas State	2/28/15		25	2-5	.400	0-0	.000	4-4	1.000	6	3	9	3.3	3	0	1	1	2	8	3.2
SOUTH ALABAMA	3/5/15		13	1-3	.333	0-0	.000	0-0	.000	2	2	4	3.3	1	0	0	0	0	2	3.2
Totals		6	310	30-66	.455	0-2	.000	16-21	.762	31	49	80	3.3	53	3	14	16	13	76	3.2

Games played: 24
Minutes/game: 12.9
Points/game: 3.2
FG Pct: 45.5
3FG Pct: 0.0
FT Pct: 76.2

Rebounds/game: 3.3
Assists/game: 0.1
Turnovers/game: 0.6
Assist/turnover ratio: 0.2
Steals/game: 0.5
Blocks/game: 0.7



THE STAT CREW SYSTEM
Arkansas State Individual Game-by-Game (as of Mar 05, 2015)
All games



#12 Gardner, Sean

Opponent	Date	gs	min	Total		3-Pointers		Free throws		Rebounds				pf	a	t/o	blk	stl	pts	avg	
				fg-fga	pct	3fg-fga	pct	ft-fa	pct	off	def	tot	avg								
UT MARTIN	11/17/14	*	38	6-9	.667	1-3	.333	2-4	.500	1	3	4	4.0	2	0	4	0	2	15	15.0	
LAMAR	11/25/14	*	30	4-10	.400	2-6	.333	1-2	.500	0	2	2	3.0	2	1	1	0	0	11	13.0	
at Central Arkansas	12/1/14	*	32	2-10	.200	0-5	.000	0-0	.000	5	3	8	4.7	1	1	2	0	1	4	10.0	
BELHAVEN	12/6/14	*	35	10-13	.769	8-9	.889	0-0	.000	1	7	8	5.5	2	1	1	2	1	28	14.5	
at Purdue	12/10/14	*	23	1-6	.167	0-3	.000	0-0	.000	2	0	2	4.8	5	1	1	0	0	2	12.0	
at TOLEDO	12/13/14	*	40	5-13	.385	2-8	.250	0-0	.000	1	7	8	5.3	1	3	0	1	3	12	12.0	
at Mississippi State	12-17-14	*	36	8-14	.571	5-10	.500	1-2	.500	0	5	5	5.3	1	0	2	0	0	22	13.4	
MARSHALL	12/20/14	*	39	5-16	.313	3-9	.333	4-4	1.000	1	3	4	5.1	3	1	1	0	0	17	13.9	
at Niagara	12/23/14	*	36	9-14	.643	3-8	.375	2-4	.500	1	2	3	4.9	3	1	0	0	0	23	14.9	
at South Alabama	12/30/14	*	41	4-13	.308	1-5	.200	0-0	.000	1	2	3	4.7	0	1	3	1	1	9	14.3	
APPALACHIAN STATE	1/3/15	*	38	6-13	.462	3-6	.500	2-2	1.000	2	1	3	4.5	3	0	2	0	0	17	14.5	
at ULM	01/05/15	*	37	1-8	.125	0-4	.000	2-2	1.000	2	3	5	4.6	2	2	1	0	2	4	13.7	
GEORGIA SOUTHERN	1/8/15	*	36	2-8	.250	2-6	.333	3-3	1.000	0	2	2	4.4	0	0	1	0	2	9	13.3	
at UTA	1/10/15	*	27	6-14	.429	4-10	.400	0-0	.000	3	2	5	4.4	4	1	4	1	0	16	13.5	
at Appalachian State	1/15/15	*	36	4-10	.400	1-3	.333	0-0	.000	2	3	5	4.5	3	1	0	0	3	9	13.2	
TEXAS STATE	1/17/15	*	37	3-11	.273	1-6	.167	2-4	.500	1	1	2	4.3	1	1	2	0	3	9	12.9	
GEORGIA STATE	1/19/15	*	35	6-11	.545	4-6	.667	3-4	.750	2	1	3	4.2	5	0	0	2	0	19	13.3	
at Louisiana	1/22/15	*	18	2-7	.286	1-4	.250	0-0	.000	0	0	0	4.0	3	0	2	0	0	5	12.8	
at Troy	01/24/15	*	29	5-14	.357	1-4	.250	2-2	1.000	1	3	4	4.0	2	2	2	1	0	13	12.8	
UALR	1/29/15	*	24	6-12	.500	3-5	.600	0-1	.000	2	3	5	4.1	2	1	0	0	2	15	13.0	
at Georgia State	1/31/15	*	28	4-11	.364	1-6	.167	0-0	.000	2	1	3	4.0	3	2	2	0	1	9	12.8	
TROY	2/5/15	*	33	7-15	.467	2-7	.286	4-4	1.000	0	1	1	3.9	3	2	1	0	3	20	13.1	
at Georgia Southern	02/12/15	*	24	4-9	.444	2-3	.667	0-0	.000	1	0	1	3.7	5	2	1	0	1	10	13.0	
at UALR	2/19/15	*	25	0-5	.000	0-2	.000	2-2	1.000	0	0	0	3.6	2	2	2	0	1	2	12.5	
ULM	2/21/15		12	1-5	.200	0-2	.000	0-0	.000	0	2	2	3.5	0	2	0	0	1	2	12.1	
UTA	2/26/15		19	2-6	.333	1-1	1.000	4-5	.800	0	2	2	3.5	2	1	1	0	1	9	12.0	
at Texas State	2/28/15		27	3-7	.429	1-2	.500	2-2	1.000	0	1	1	3.4	1	3	3	0	2	9	11.9	
SOUTH ALABAMA	3/5/15	*	34	10-18	.556	0-5	.000	1-4	.250	1	2	3	3.4	2	3	2	0	3	21	12.2	
Totals			25	869	126-302	.417	52-148	.351	37-51	.725	32	62	94	3.4	63	35	41	8	33	341	12.2

Games played: 28
Minutes/game: 31.0
Points/game: 12.2
FG Pct: 41.7
3FG Pct: 35.1
FT Pct: 72.5

Rebounds/game: 3.4
Assists/game: 1.3
Turnovers/game: 1.5
Assist/turnover ratio: 0.9
Steals/game: 1.2
Blocks/game: 0.3



THE STAT CREW SYSTEM
Arkansas State Individual Game-by-Game (as of Mar 05, 2015)
All games



#13 Foster, C.J.

Opponent	Date	gs	min	Total		3-Pointers		Free throws		Rebounds				pf	a	t/o	blk	stl	pts	avg	
				fg-fga	pct	3fg-fga	pct	ft-fa	pct	off	def	tot	avg								
UT MARTIN	11/17/14	*	23	3-5	.600	0-1	.000	1-1	1.000	1	0	1	1.0	5	1	3	0	0	7	7.0	
LAMAR	11/25/14	*	31	0-1	.000	0-0	.000	3-4	.750	0	2	2	1.5	3	1	1	0	0	3	5.0	
at Central Arkansas	12/1/14		13	1-2	.500	0-1	.000	2-4	.500	1	1	2	1.7	2	1	0	1	0	4	4.7	
BELHAVEN	12/6/14		12	1-2	.500	0-0	.000	1-1	1.000	1	0	1	1.5	1	1	2	0	0	3	4.3	
at Purdue	12/10/14		17	0-2	.000	0-1	.000	0-0	.000	1	2	3	1.8	2	2	2	0	0	0	3.4	
at Mississippi State	12-17-14		1	0-0	.000	0-0	.000	0-0	.000	0	0	0	1.5	0	0	0	0	0	0	2.8	
APPALACHIAN STATE	1/3/15		4	0-0	.000	0-0	.000	2-2	1.000	1	0	1	1.4	0	0	0	0	0	2	2.7	
GEORGIA SOUTHERN	1/8/15		9	0-2	.000	0-2	.000	2-2	1.000	0	0	0	1.3	0	0	0	0	0	2	2.6	
at UTA	1/10/15		12	1-1	1.000	1-1	1.000	0-0	.000	0	1	1	1.2	1	1	2	0	0	3	2.7	
at Appalachian State	1/15/15		14	0-2	.000	0-0	.000	0-0	.000	1	2	3	1.4	1	0	3	0	0	0	2.4	
TEXAS STATE	1/17/15		9	0-0	.000	0-0	.000	0-0	.000	0	0	0	1.3	1	1	0	0	0	0	2.2	
GEORGIA STATE	1/19/15		8	1-3	.333	0-1	.000	0-0	.000	0	0	0	1.2	2	1	1	0	0	2	2.2	
at Louisiana	1/22/15		5	0-2	.000	0-0	.000	0-0	.000	1	0	1	1.2	1	0	0	0	0	0	2.0	
at Georgia State	1/31/15		11	0-2	.000	0-2	.000	1-2	.500	0	0	0	1.1	2	0	0	0	0	1	1.9	
TROY	2/5/15		13	2-4	.500	0-0	.000	1-1	1.000	1	0	1	1.1	0	0	0	0	1	5	2.1	
at Georgia Southern	02/12/15	*	28	2-5	.400	1-2	.500	4-9	.444	2	1	3	1.2	3	1	1	0	1	9	2.6	
at UALR	2/19/15	*	23	1-4	.250	1-1	1.000	0-0	.000	0	0	0	1.1	0	2	1	0	0	3	2.6	
ULM	2/21/15	*	19	1-3	.333	0-1	.000	0-0	.000	0	0	0	1.1	0	1	0	0	0	2	2.6	
UTA	2/26/15	*	18	1-4	.250	0-1	.000	0-0	.000	1	1	2	1.1	1	1	1	0	1	2	2.5	
at Texas State	2/28/15	*	11	0-1	.000	0-0	.000	0-0	.000	1	0	1	1.1	0	0	1	0	0	0	2.4	
SOUTH ALABAMA	3/5/15	*	13	0-2	.000	0-1	.000	0-0	.000	1	0	1	1.1	4	0	0	0	0	0	2.3	
Totals			8	294	14-47	.298	3-15	.200	17-26	.654	13	10	23	1.1	29	14	18	1	3	48	2.3

Games played: 21
Minutes/game: 14.0
Points/game: 2.3
FG Pct: 29.8
3FG Pct: 20.0
FT Pct: 65.4

Rebounds/game: 1.1
Assists/game: 0.7
Turnovers/game: 0.9
Assist/turnover ratio: 0.8
Steals/game: 0.1
Blocks/game: 0.0



THE STAT CREW SYSTEM
Arkansas State Individual Game-by-Game (as of Mar 05, 2015)
All games



#14 Downs, Kelvin

Opponent	Date	gs	min	Total		3-Pointers		Free throws		Rebounds				pf	a	t/o	blk	stl	pts	avg
				fg-fga	pct	3fg-fga	pct	ft-fa	pct	off	def	tot	avg							
UT MARTIN	11/17/14	*	23	3-4	.750	0-0	.000	2-2	1.000	0	1	1	1.0	4	0	1	0	0	8	8.0
LAMAR	11/25/14	*	18	2-5	.400	0-0	.000	3-5	.600	1	2	3	2.0	1	0	3	0	0	7	7.5
at Central Arkansas	12/1/14	*	14	2-4	.500	0-0	.000	0-1	.000	1	2	3	2.3	1	0	0	1	1	4	6.3
BELHAVEN	12/6/14	*	19	2-7	.286	0-2	.000	1-1	1.000	0	5	5	3.0	3	1	2	1	0	5	6.0
at Purdue	12/10/14	*	10	0-3	.000	0-0	.000	0-0	.000	1	1	2	2.8	5	1	0	0	0	0	4.8
at TOLEDO	12/13/14		24	2-4	.500	0-0	.000	0-0	.000	0	3	3	2.8	1	1	1	1	0	4	4.7
at Mississippi State	12-17-14		15	2-3	.667	0-0	.000	0-0	.000	2	2	4	3.0	3	0	2	0	0	4	4.6
MARSHALL	12/20/14		16	1-2	.500	0-0	.000	4-6	.667	2	2	4	3.1	2	0	2	1	0	6	4.8
at Niagara	12/23/14		18	0-3	.000	0-0	.000	0-0	.000	1	0	1	2.9	3	0	2	0	0	0	4.2
at South Alabama	12/30/14		11	0-1	.000	0-0	.000	0-0	.000	0	1	1	2.7	5	0	2	0	0	0	3.8
APPALACHIAN STATE	1/3/15		25	3-6	.500	1-1	1.000	1-2	.500	1	2	3	2.7	4	0	2	1	1	8	4.2
at ULM	01/05/15		20	1-3	.333	0-0	.000	1-2	.500	0	3	3	2.8	1	0	2	0	0	3	4.1
GEORGIA SOUTHERN	1/8/15		18	0-0	.000	0-0	.000	0-0	.000	0	0	0	2.5	1	0	1	0	0	0	3.8
at UTA	1/10/15	*	22	0-2	.000	0-0	.000	4-4	1.000	1	1	2	2.5	1	0	0	0	0	4	3.8
at Appalachian State	1/15/15		13	0-1	.000	0-0	.000	0-0	.000	0	1	1	2.4	3	0	1	1	0	0	3.5
TEXAS STATE	1/17/15		5	1-2	.500	0-0	.000	0-0	.000	0	1	1	2.3	4	0	1	0	0	2	3.4
GEORGIA STATE	1/19/15		13	0-1	.000	0-0	.000	1-2	.500	0	0	0	2.2	3	0	0	1	0	1	3.3
at Louisiana	1/22/15		27	3-8	.375	0-0	.000	0-0	.000	1	5	6	2.4	1	0	0	1	1	6	3.4
at Troy	01/24/15		14	0-2	.000	0-0	.000	0-0	.000	0	1	1	2.3	2	0	0	1	0	0	3.3
UALR	1/29/15		22	3-7	.429	0-0	.000	1-2	.500	2	4	6	2.5	3	0	2	1	0	7	3.5
at Georgia State	1/31/15	*	12	0-5	.000	0-0	.000	2-2	1.000	1	1	2	2.5	2	0	2	1	0	2	3.4
TROY	2/5/15		2	0-0	.000	0-0	.000	0-0	.000	0	0	0	2.4	0	0	0	0	0	0	3.2
at UALR	2/19/15		15	3-3	1.000	0-0	.000	0-0	.000	1	1	2	2.3	4	1	2	0	0	6	3.3
ULM	2/21/15		33	6-12	.500	0-0	.000	0-2	.000	2	5	7	2.5	4	1	1	3	0	12	3.7
UTA	2/26/15		26	1-4	.250	0-0	.000	2-2	1.000	2	3	5	2.6	4	0	1	0	0	4	3.7
at Texas State	2/28/15	*	15	0-4	.000	0-0	.000	0-0	.000	1	0	1	2.6	2	0	2	0	0	0	3.6
SOUTH ALABAMA	3/5/15		26	5-8	.625	0-0	.000	1-2	.500	2	5	7	2.7	4	0	2	2	1	11	3.9
Totals		8	476	40-104	.385	1-3	.333	23-35	.657	22	52	74	2.7	71	5	34	16	4	104	3.9

Games played: 27
Minutes/game: 17.6
Points/game: 3.9
FG Pct: 38.5
3FG Pct: 33.3
FT Pct: 65.7

Rebounds/game: 2.7
Assists/game: 0.2
Turnovers/game: 1.3
Assist/turnover ratio: 0.1
Steals/game: 0.1
Blocks/game: 0.6



THE STAT CREW SYSTEM
Arkansas State Individual Game-by-Game (as of Mar 05, 2015)
All games



#24 Livingston, Anthony

Opponent	Date	gs	min	Total		3-Pointers		Free throws		Rebounds				pf	a	t/o	blk	stl	pts	avg	
				fg-fga	pct	3fg-fga	pct	ft-fa	pct	off	def	tot	avg								
UT MARTIN	11/17/14	*	38	9-15	.600	2-3	.667	6-7	.857	2	7	9	9.0	2	0	2	1	2	26	26.0	
LAMAR	11/25/14	*	39	6-8	.750	1-3	.333	3-6	.500	4	5	9	9.0	2	2	4	2	1	16	21.0	
at Central Arkansas	12/1/14	*	35	8-13	.615	2-2	1.000	2-3	.667	1	2	3	7.0	0	1	4	2	0	20	20.7	
BELHAVEN	12/6/14	*	32	7-11	.636	1-2	.500	4-5	.800	0	10	10	7.8	4	0	3	1	2	19	20.3	
at Purdue	12/10/14	*	33	5-13	.385	1-2	.500	1-2	.500	2	2	4	7.0	3	0	4	0	0	12	18.6	
at TOLEDO	12/13/14	*	25	4-9	.444	1-3	.333	2-2	1.000	1	3	4	6.5	4	1	5	1	0	11	17.3	
at Mississippi State	12-17-14	*	34	3-5	.600	0-2	.000	2-6	.333	1	6	7	6.6	3	1	3	1	1	8	16.0	
MARSHALL	12/20/14	*	37	6-16	.375	1-4	.250	7-13	.538	5	15	20	8.3	1	4	3	3	0	20	16.5	
at Niagara	12/23/14	*	35	5-12	.417	2-2	1.000	4-6	.667	3	7	10	8.4	2	1	1	0	0	16	16.4	
at South Alabama	12/30/14	*	43	6-16	.375	1-5	.200	3-4	.750	2	11	13	8.9	0	1	2	0	0	16	16.4	
APPALACHIAN STATE	1/3/15	*	37	9-17	.529	1-1	1.000	2-2	1.000	5	8	13	9.3	1	0	2	1	2	21	16.8	
at ULM	01/05/15	*	38	4-11	.364	0-3	.000	2-2	1.000	1	4	5	8.9	4	3	4	0	0	10	16.3	
GEORGIA SOUTHERN	1/8/15	*	34	5-15	.333	0-2	.000	1-2	.500	2	4	6	8.7	0	0	3	1	1	11	15.8	
at UTA	1/10/15	*	30	3-5	.600	0-1	.000	0-1	.000	2	4	6	8.5	2	0	0	0	1	6	15.1	
at Appalachian State	1/15/15	*	37	4-12	.333	1-3	.333	4-4	1.000	1	11	12	8.7	0	0	1	5	0	13	15.0	
TEXAS STATE	1/17/15	*	44	9-14	.643	2-4	.500	4-7	.571	4	11	15	9.1	3	0	3	0	0	24	15.6	
GEORGIA STATE	1/19/15	*	40	3-12	.250	1-3	.333	13-14	.929	4	9	13	9.4	3	0	4	0	0	20	15.8	
at Louisiana	1/22/15	*	22	1-5	.200	0-3	.000	0-1	.000	0	4	4	9.1	2	0	2	0	0	2	15.1	
at Troy	01/24/15	*	36	6-10	.600	1-3	.333	3-6	.500	2	11	13	9.3	2	1	2	1	1	16	15.1	
UALR	1/29/15	*	36	3-10	.300	0-4	.000	4-5	.800	4	7	11	9.4	4	3	5	2	0	10	14.9	
at Georgia State	1/31/15	*	37	2-11	.182	0-0	.000	6-7	.857	0	6	6	9.2	1	0	1	1	0	10	14.6	
TROY	2/5/15	*	37	6-13	.462	0-2	.000	1-4	.250	3	5	8	9.1	4	2	2	3	1	13	14.5	
at Georgia Southern	02/12/15	*	40	8-16	.500	0-4	.000	0-1	.000	5	11	16	9.4	2	0	1	0	0	16	14.6	
at UALR	2/19/15	*	37	8-18	.444	3-5	.600	1-2	.500	5	14	19	9.8	2	0	4	0	0	20	14.8	
ULM	2/21/15	*	37	7-16	.438	1-4	.250	0-1	.000	5	2	7	9.7	2	0	1	2	0	15	14.8	
UTA	2/26/15	*	37	8-12	.667	2-4	.500	13-14	.929	5	10	15	9.9	2	0	4	0	0	31	15.5	
at Texas State	2/28/15	*	40	7-14	.500	2-3	.667	4-6	.667	4	9	13	10.0	3	1	2	0	1	20	15.6	
SOUTH ALABAMA	3/5/15	*	32	8-16	.500	1-6	.167	5-9	.556	1	8	9	10.0	5	0	3	1	1	22	15.9	
Totals			28	1002	160-345	.464	27-83	.325	97-142	.683	74	206	280	10.0	63	21	75	28	14	444	15.9

Games played: 28
Minutes/game: 35.8
Points/game: 15.9
FG Pct: 46.4
3FG Pct: 32.5
FT Pct: 68.3

Rebounds/game: 10.0
Assists/game: 0.8
Turnovers/game: 2.7
Assist/turnover ratio: 0.3
Steals/game: 0.5
Blocks/game: 1.0



THE STAT CREW SYSTEM
Arkansas State Individual Game-by-Game (as of Mar 05, 2015)
All games



#25 White, Ronnie

Opponent	Date	gs	min	Total		3-Pointers		Free throws		Rebounds				pf	a	t/o	blk	stl	pts	avg
				fg-fga	pct	3fg-fga	pct	ft-fa	pct	off	def	tot	avg							
UT MARTIN	11/17/14		13	0-2	.000	0-0	.000	0-0	.000	0	4	4	4.0	1	0	1	0	0	0	0.0
BELHAVEN	12/6/14		3	1-1	1.000	0-0	.000	2-2	1.000	2	1	3	3.5	0	0	0	0	0	4	2.0
at Purdue	12/10/14		10	0-1	.000	0-0	.000	1-2	.500	0	3	3	3.3	3	0	0	0	0	1	1.7
Totals		0	26	1-4	.250	0-0	.000	3-4	.750	2	8	10	3.3	4	0	1	0	0	5	1.7

Games played: 3
Minutes/game: 8.7
Points/game: 1.7
FG Pct: 25.0
FT Pct: 75.0

Rebounds/game: 3.3
Turnovers/game: 0.3

#33 Boucoum, Nouhoum

Opponent	Date	gs	min	Total		3-Pointers		Free throws		Rebounds				pf	a	t/o	blk	stl	pts	avg
				fg-fga	pct	3fg-fga	pct	ft-fa	pct	off	def	tot	avg							
UT MARTIN	11/17/14		5	0-0	.000	0-0	.000	0-0	.000	0	2	2	2.0	1	0	0	0	0	0	0.0
LAMAR	11/25/14		12	2-3	.667	0-0	.000	2-2	1.000	3	4	7	4.5	4	0	1	1	1	6	3.0
at Central Arkansas	12/1/14		18	6-9	.667	0-0	.000	0-0	.000	5	4	9	6.0	1	0	0	3	0	12	6.0
BELHAVEN	12/6/14		5	1-4	.250	0-1	.000	0-0	.000	2	2	4	5.5	1	0	0	0	0	2	5.0
at Purdue	12/10/14		24	4-9	.444	0-0	.000	2-4	.500	5	5	10	6.4	1	0	2	1	0	10	6.0
at TOLEDO	12/13/14	*	30	6-11	.545	0-0	.000	1-2	.500	2	3	5	6.2	3	0	2	0	0	13	7.2
at Mississippi State	12-17-14	*	31	4-8	.500	0-0	.000	5-8	.625	3	5	8	6.4	1	0	1	2	2	13	8.0
MARSHALL	12/20/14	*	23	2-4	.500	0-0	.000	2-2	1.000	0	4	4	6.1	3	1	2	0	0	6	7.8
at Niagara	12/23/14	*	23	1-7	.143	0-0	.000	3-5	.600	0	7	7	6.2	1	0	2	0	0	5	7.4
at South Alabama	12/30/14	*	22	5-8	.625	0-0	.000	4-4	1.000	4	2	6	6.2	5	0	0	0	0	14	8.1
APPALACHIAN STATE	1/3/15	*	13	1-6	.167	0-0	.000	0-0	.000	2	2	4	6.0	1	0	2	0	0	2	7.5
at ULM	01/05/15	*	10	0-0	.000	0-0	.000	0-0	.000	0	1	1	5.6	1	0	0	0	0	0	6.9
GEORGIA SOUTHERN	1/8/15	*	7	1-4	.250	0-0	.000	0-0	.000	1	0	1	5.2	2	0	0	0	0	2	6.5
at UTA	1/10/15		17	0-2	.000	0-0	.000	4-6	.667	1	2	3	5.1	1	1	0	0	0	4	6.4
at Appalachian State	1/15/15		10	1-4	.250	0-0	.000	0-0	.000	0	1	1	4.8	1	0	0	0	0	2	6.1
TEXAS STATE	1/17/15		17	5-9	.556	0-1	.000	4-6	.667	1	2	3	4.7	2	0	0	1	0	14	6.6
GEORGIA STATE	1/19/15		5	0-2	.000	0-0	.000	0-0	.000	0	1	1	4.5	0	0	0	0	0	0	6.2
at Louisiana	1/22/15		19	2-4	.500	1-1	1.000	3-3	1.000	2	2	4	4.4	3	0	2	1	0	8	6.3
at Troy	01/24/15		14	3-7	.429	0-0	.000	1-1	1.000	1	3	4	4.4	1	0	0	0	0	7	6.3
UALR	1/29/15		8	1-1	1.000	0-0	.000	2-4	.500	0	3	3	4.4	1	1	0	1	0	4	6.2
at Georgia State	1/31/15		9	0-3	.000	0-0	.000	1-2	.500	2	2	4	4.3	3	0	2	0	0	1	6.0
TROY	2/5/15	*	17	2-3	.667	0-0	.000	2-3	.667	3	1	4	4.3	2	0	1	1	2	6	6.0
at Georgia Southern	02/12/15	*	34	7-10	.700	0-0	.000	4-5	.800	3	8	11	4.6	4	0	6	0	0	18	6.5
at UALR	2/19/15	*	20	6-12	.500	0-0	.000	0-0	.000	3	4	7	4.7	2	0	0	0	0	12	6.7
ULM	2/21/15	*	10	0-3	.000	0-0	.000	0-0	.000	1	1	2	4.6	1	0	3	0	0	0	6.4
UTA	2/26/15	*	17	2-4	.500	0-0	.000	0-0	.000	0	0	0	4.4	0	0	2	1	0	4	6.3
SOUTH ALABAMA	3/5/15	*	10	1-4	.250	0-0	.000	0-0	.000	2	0	2	4.3	1	0	1	0	0	2	6.2
Totals		14	430	63-141	.447	1-3	.333	40-57	.702	46	71	117	4.3	47	3	29	12	5	167	6.2

Games played: 27
Minutes/game: 15.9
Points/game: 6.2
FG Pct: 44.7
3FG Pct: 33.3
FT Pct: 70.2

Rebounds/game: 4.3
Assists/game: 0.1
Turnovers/game: 1.1
Assist/turnover ratio: 0.1
Steals/game: 0.2
Blocks/game: 0.4



THE STAT CREW SYSTEM
Arkansas State Individual Game-by-Game (as of Mar 05, 2015)
All games



#TM TEAM

Opponent	Date	gs	min	Total		3-Pointers		Free throws		Rebounds				pf	a	t/o	blk	stl	pts	avg
				fg-fga	pct	3fg-fga	pct	ft-fa	pct	off	def	tot	avg							
UT MARTIN	11/17/14		0	0-0	.000	0-0	.000	0-0	.000	0	1	1	1.0	0	0	0	0	0	0	0.0
LAMAR	11/25/14		0	0-0	.000	0-0	.000	0-0	.000	3	1	4	2.5	0	0	0	0	0	0	0.0
at Central Arkansas	12/1/14		0	0-0	.000	0-0	.000	0-0	.000	2	1	3	2.7	1	0	1	0	0	0	0.0
BELHAVEN	12/6/14		0	0-0	.000	0-0	.000	0-0	.000	4	1	5	3.3	0	0	0	0	0	0	0.0
at Purdue	12/10/14		0	0-0	.000	0-0	.000	0-0	.000	2	2	4	3.4	0	0	0	0	0	0	0.0
at TOLEDO	12/13/14		0	0-0	.000	0-0	.000	0-0	.000	5	1	6	3.8	0	0	0	0	0	0	0.0
at Mississippi State	12-17-14		0	0-0	.000	0-0	.000	0-0	.000	0	3	3	3.7	0	0	0	0	0	0	0.0
MARSHALL	12/20/14		0	0-0	.000	0-0	.000	0-0	.000	3	2	5	3.9	0	0	0	0	0	0	0.0
at Niagara	12/23/14		0	0-0	.000	0-0	.000	0-0	.000	2	4	6	4.1	0	0	0	0	0	0	0.0
at South Alabama	12/30/14		0	0-0	.000	0-0	.000	0-0	.000	2	1	3	4.0	0	0	1	0	0	0	0.0
APPALACHIAN STATE	1/3/15		0	0-0	.000	0-0	.000	0-0	.000	0	0	0	3.6	0	0	0	0	0	0	0.0
at ULM	01/05/15		0	0-0	.000	0-0	.000	0-0	.000	1	2	3	3.6	0	0	0	0	0	0	0.0
GEORGIA SOUTHERN	1/8/15		0	0-0	.000	0-0	.000	0-0	.000	1	1	2	3.5	0	0	0	0	0	0	0.0
at UTA	1/10/15		0	0-0	.000	0-0	.000	0-0	.000	0	1	1	3.3	0	0	1	0	0	0	0.0
at Appalachian State	1/15/15		0	0-0	.000	0-0	.000	0-0	.000	1	2	3	3.3	0	0	1	0	0	0	0.0
TEXAS STATE	1/17/15		0	0-0	.000	0-0	.000	0-0	.000	1	4	5	3.4	0	0	0	0	0	0	0.0
GEORGIA STATE	1/19/15		0	0-0	.000	0-0	.000	0-0	.000	2	4	6	3.5	0	0	0	0	0	0	0.0
at Louisiana	1/22/15		0	0-0	.000	0-0	.000	0-0	.000	3	0	3	3.5	0	0	0	0	0	0	0.0
at Troy	01/24/15		0	0-0	.000	0-0	.000	0-0	.000	4	0	4	3.5	0	0	0	0	0	0	0.0
UALR	1/29/15		0	0-0	.000	0-0	.000	0-0	.000	1	0	1	3.4	0	0	0	0	0	0	0.0
at Georgia State	1/31/15		0	0-0	.000	0-0	.000	0-0	.000	0	1	1	3.3	0	0	0	0	0	0	0.0
TROY	2/5/15		0	0-0	.000	0-0	.000	0-0	.000	2	0	2	3.2	0	0	0	0	0	0	0.0
at Georgia Southern	02/12/15		0	0-0	.000	0-0	.000	0-0	.000	0	1	1	3.1	0	0	1	0	0	0	0.0
at UALR	2/19/15		0	0-0	.000	0-0	.000	0-0	.000	1	4	5	3.2	0	0	0	0	0	0	0.0
ULM	2/21/15		0	0-0	.000	0-0	.000	0-0	.000	2	1	3	3.2	0	0	0	0	0	0	0.0
UTA	2/26/15		0	0-0	.000	0-0	.000	0-0	.000	7	4	11	3.5	0	0	0	0	0	0	0.0
at Texas State	2/28/15		0	0-0	.000	0-0	.000	0-0	.000	0	1	1	3.4	0	0	0	0	0	0	0.0
SOUTH ALABAMA	3/5/15		0	0-0	.000	0-0	.000	0-0	.000	1	3	4	3.4	0	0	0	0	0	0	0.0
Totals		0	0	0-0	.000	0-0	.000	0-0	.000	50	46	96	3.4	1	0	5	0	0	0	0.0

Games played: 28

Rebounds/game: 3.4

Turnovers/game: 0.2



THE STAT CREW SYSTEM
Arkansas State Season/Career Statistics (as of Mar 05, 2015)
All games



SEASON STATISTICS

CAREER STATISTICS

SUMMARY	gp-gs	min/g	fg%	3fg%	ft%	r/g	a/g	stl	blk	pts/g	gp-gs	min/g	fg%	3fg%	ft%	r/g	a/g	stl	blk	pts/g
Livingston, Anthony	28-28	35.8	.464	.325	.683	10.0	0.8	14	28	15.9	28-28	35.8	.464	.325	.683	10.0	0.8	14	28	15.9
Golden, Cameron	28-28	35.4	.366	.306	.711	3.1	2.8	49	5	13.9	91-59	26.2	.357	.310	.681	2.7	2.5	116	11	9.5
Gardner, Sean	28-25	31.0	.417	.351	.725	3.4	1.3	33	8	12.2	28-25	31.0	.417	.351	.725	3.4	1.3	33	8	12.2
Dure, Frederic	12-3	18.5	.436	.500	.632	2.8	1.1	6	0	6.3	12-3	18.5	.436	.500	.632	2.8	1.1	6	0	6.3
Boucoun, Nouhoum	27-14	15.9	.447	.333	.702	4.3	0.1	5	12	6.2	27-14	15.9	.447	.333	.702	4.3	0.1	5	12	6.2
Hardwick, PJ	26-20	28.8	.342	.125	.784	3.2	4.8	19	0	4.5	26-20	28.8	.342	.125	.784	3.2	4.8	19	0	4.5
Downs, Kelvin	27-8	17.6	.385	.333	.657	2.7	0.2	4	16	3.9	88-14	14.3	.423	.250	.634	2.3	0.3	18	45	3.1
Waters, Charles	24-6	12.9	.455	.000	.762	3.3	0.1	13	16	3.2	24-6	12.9	.455	.000	.762	3.3	0.1	13	16	3.2
Foster, C.J.	21-8	14.0	.298	.200	.654	1.1	0.7	3	1	2.3	21-8	14.0	.298	.200	.654	1.1	0.7	3	1	2.3
Macklien, Daijon	22-0	11.9	.436	.385	.667	0.9	0.8	5	0	2.0	22-0	11.9	.436	.385	.667	0.9	0.8	5	0	2.0
White, Ronnie	3-0	8.7	.250	.000	.750	3.3	0.0	0	0	1.7	3-0	8.7	.250	.000	.750	3.3	0.0	0	0	1.7
Pierre, Josh	7-0	2.7	.000	.000	.000	0.4	0.0	1	0	0.0	19-0	2.5	.313	.267	.667	0.4	0.0	3	0	0.9
SCORING	fg-fga	fg%	3fg-fga	3fg%	ft-fta	ft%	pts	pts/g			fg-fga	fg%	3fg-fga	3fg%	ft-fta	ft%	pts	pts/g		
Livingston, Anthony	160-345	.464	27-83	.325	97-142	.683	444	15.9			160-345	.464	27-83	.325	97-142	.683	444	15.9		
Golden, Cameron	131-358	.366	59-193	.306	69-97	.711	390	13.9			286-801	.357	146-471	.310	145-213	.681	863	9.5		
Gardner, Sean	126-302	.417	52-148	.351	37-51	.725	341	12.2			126-302	.417	52-148	.351	37-51	.725	341	12.2		
Dure, Frederic	24-55	.436	15-30	.500	12-19	.632	75	6.3			24-55	.436	15-30	.500	12-19	.632	75	6.3		
Boucoun, Nouhoum	63-141	.447	1-3	.333	40-57	.702	167	6.2			63-141	.447	1-3	.333	40-57	.702	167	6.2		
Hardwick, PJ	38-111	.342	1-8	.125	40-51	.784	117	4.5			38-111	.342	1-8	.125	40-51	.784	117	4.5		
Downs, Kelvin	40-104	.385	1-3	.333	23-35	.657	104	3.9			102-241	.423	1-4	.250	64-101	.634	269	3.1		
Waters, Charles	30-66	.455	0-2	.000	16-21	.762	76	3.2			30-66	.455	0-2	.000	16-21	.762	76	3.2		
Foster, C.J.	14-47	.298	3-15	.200	17-26	.654	48	2.3			14-47	.298	3-15	.200	17-26	.654	48	2.3		
Macklien, Daijon	17-39	.436	5-13	.385	6-9	.667	45	2.0			17-39	.436	5-13	.385	6-9	.667	45	2.0		
White, Ronnie	1-4	.250	0-0	.000	3-4	.750	5	1.7			1-4	.250	0-0	.000	3-4	.750	5	1.7		
Pierre, Josh	0-2	.000	0-2	.000	0-0	.000	0	0.0			5-16	.313	4-15	.267	4-6	.667	18	0.9		
TOTALS	o-reb	d-reb	t-reb	pf	fo	ast	to	a/to			o-reb	d-reb	t-reb	pf	fo	ast	to	a/to		
Livingston, Anthony	74	206	280	63	1	21	75	0.3			74	206	280	63	1	21	75	0.3		
Golden, Cameron	15	71	86	54	2	78	62	1.3			51	199	250	163	4	224	174	1.3		
Gardner, Sean	32	62	94	63	3	35	41	0.9			32	62	94	63	3	35	41	0.9		
Dure, Frederic	2	32	34	17	1	13	21	0.6			2	32	34	17	1	13	21	0.6		
Boucoun, Nouhoum	46	71	117	47	1	3	29	0.1			46	71	117	47	1	3	29	0.1		
Hardwick, PJ	21	62	83	53	1	126	58	2.2			21	62	83	53	1	126	58	2.2		
Downs, Kelvin	22	52	74	71	2	5	34	0.1			62	136	198	199	6	24	95	0.3		
Waters, Charles	31	49	80	53	2	3	14	0.2			31	49	80	53	2	3	14	0.2		
Foster, C.J.	13	10	23	29	1	14	18	0.8			13	10	23	29	1	14	18	0.8		
Macklien, Daijon	3	17	20	20	0	17	22	0.8			3	17	20	20	0	17	22	0.8		
White, Ronnie	2	8	10	4	0	0	1	0.0			2	8	10	4	0	0	1	0.0		
Pierre, Josh	0	3	3	0	0	0	1	0.0			1	6	7	1	0	0	2	0.0		