



ARKANSAS STATE MEN'S BASKETBALL

Men's Basketball Twitter: @ASateMB • Twitter In-Game Updates: @ASateGameDay, #ASateMB • Athletics Website: ASateRedWolves.com
Mark Taylor, Assistant Athletics Media Relations Director • Office: 870-972-3383 • Cell: 870-219-5705 • Email: martaylor@astate.edu

STAT COMPARISON

A-STATE		GAME 28	SOUTH ALA	
SBC Overall	Stat	Overall	SBC	
6-12	11-16	Record	9-20	7-11
62.3	64.3	Points Per Game	68.3	70.7
69.9	68.7	Points Per Game (DEF)	73.7	76.2
38.9	40.7	Field Goal %	41.8	44.8
43.4	42.4	Field Goal % (DEF)	44.3	44.6
31.7	33.4	3-Point FG %	33.8	36.9
34.3	33.1	3-Point FG % (DEF)	34.5	35.4
72.3	70.8	Free Throw %	70.2	71.6
35.1	35.7	Rebounds Per Game	35.0	32.9
10.6	11.2	Assists Per Game	10.7	10.7
13.8	13.7	Turnovers Per Game	14.5	14.7
3.0	3.1	Blocks Per Game	3.6	3.4
5.3	5.3	Steals Per Game	4.8	4.0

2014-15 SCHEDULE

DATE	OPPONENT (TV)	TIME/RESULT
Nov. 5	Henderson State (<i>Exhibition</i>)	84-64, W
Nov. 12	Southern Arkansas (<i>Exhibition</i>)	67-69, L
Nov. 17	Tennessee-Martin	73-75, L
Nov. 24	Lamar	58-63, L
Dec. 1	at Central Arkansas	67-49, W
Dec. 6	Belhaven	95-68, W
Dec. 10	at Purdue (ESPN3)	46-87, L
Dec. 13	at Toledo	65-73, L
Dec. 17	at Mississippi State (SEC Network)	69-55, W
Dec. 20	Marshall	67-58, W
Dec. 23	at Niagara	74-69, W
Dec. 30	at South Alabama*	63-60 (OT), W
Jan. 3	Appalachian State*	73-74, L
Jan. 5	at ULM*	61-70, L
Jan. 8	Georgia Southern*	61-73, L
Jan. 10	at UT Arlington*	50-77, L
Jan. 15	at Appalachian State*	59-50, W
Jan. 17	Texas State* (ESPN3)	78-73 (OT), W
Jan. 19	Georgia State*	54-60, L
Jan. 22	at Louisiana*	59-96, L
Jan. 24	at Troy*	64-55, W
Jan. 29	UALR*	65-75, L
Jan. 31	at Georgia State*	43-74, L
Feb. 5	Troy*	64-69, L
Feb. 12	at Georgia Southern*	60-65, L
Feb. 19	at UALR*	57-50, L
Feb. 21	ULM*	70-68, W
Feb. 26	UT Arlington*	81-80, W
Feb. 28	at Texas State*	60-70, L
Mar. 5	South Alabama*	7:30 p.m.
Mar. 7	Louisiana*	7:05 p.m.
Mar. 12-15	SBC Tournament (New Orleans, La.)	TBA

All times listed are Central

All home games in **bold**

* – Sun Belt Conference Game



ARKANSAS STATE
RED WOLVES

Head Coach: John Brady
Year: 7th Season
Record at A-State: 110-107 (7 yrs)
Career Record: 391-323 (23 yrs.)
vs. South Alabama: 8-3
MBB SID: Mark Taylor

Top Players (per game):
Pts: Anthony Livingston (15.6)
Rebs: Anthony Livingston (10.0)
Asts: PJ Hardwick (4.8)
Blks: Anthony Livingston (1.0)
Stls: Cameron Golden (1.7)



SOUTH ALABAMA
JAGUARS

Head Coach: Matthew Graves
Year: 2nd Season
Record at School: 20-39
Career Record: Same
vs. A-State: 0-3
MBB SID: Matt Horne

Top Players (per game):
Pts: Ken Williams (15.4)
Rebs: Abdul Lewis (7.0)
Asts: Barrington Stevens (3.2)
Blks: Dionte Ferguson (1.5)
Stls: Taishaun Johnson (1.0)

GAME INFORMATION

DATE: Thursday, March 5, 2015
TIPOFF: 7:30 p.m.
LOCATION: Jonesboro, Ark.
ARENA: Convocation Center
ARENA CAPACITY: 10,038
VIDEO: Red Wolves Digital Network
RADIO: East Arkansas Broadcasters
Red Wolves Sports Network
107.9 KFIN-FM (Jonesboro) - Flagship
TALENT: Matt Stolz (play-by-play)
ONLINE AUDIO: ASateRedWolves.com
LIVE STATS: ASateStats.com

SERIES HISTORY

OverallA-State leads, 22-17
Last MeetingA-State, 63-60 OT
LocationMobile
Streak.....A-State W5
In JonesboroA-State leads, 14-4
In MobileUSA leads, 12-7
Neutral SiteTied, 1-1

QUICK HITS

- A-State committed a season-high 21 turnovers in a 70-60 loss at Texas State on Saturday. The Red Wolves were outscored 32-6 in points off turnovers in the game.
- Anthony Livingston posted his 14th double-double and sixth game with 20 or more points and 10 or more rebounds. Livingston had 20 points and 13 rebounds and was joined in double figures by Cameron Golden (12) and Frederic Dure (11).
- The Red Wolves perimeter shot 15 percent (3-20) at UALR (Feb. 19), but has since responded by going 40 percent (40-99) in the last three games against ULM (16-33/49 percent), UT Arlington (14-38/37 percent) and Texas State (10-28/36 percent). In the last three games, Frederic Dure has shot 59 percent (19-32) from the floor and 59 percent (10-17) from beyond the arc.
- A-State has amassed a record of 202-202 (.500) since joining the Sun Belt Conference in the 1991-92 season. A-State is now 131-68 (.662) in home SBC games while the road record sits at 71-133 (.349).
- A-State is 5-1 in league play, 7-1 on the season, when pulling down 40 or more rebounds. In four of the Red Wolves six conference wins, the opponent shot below 40 percent from the field.
- The Red Wolves are 11-5 on the season when pulling down 35-plus rebounds. A-State is 10-5 when attempting fewer three-pointers in the second half compared to the first half and 9-3 when shooting a better field goal percentage than their opposition.
- A-State is 3-5 this season in game two of the home-and home conference series. Under head coach John Brady, A-State is 20-27 in game two of a regular season home-and-home conference series.

ARKANSAS STATE PROBABLE STARTERS (BASED OFF LAST GAME)

Player	PPG	FG%	3FG%	FT%	RPG	APG	SPG	BPG	MPG
1 G Cameron Golden	13.9	36.4	30.7	69.9	3.1	2.8	1.7	0.2	35.6
10 G Frederic Dure	6.3	43.6	50.0	63.2	2.8	1.1	0.5	0.0	18.5
13 G C.J. Foster	2.4	31.1	21.4	65.4	1.1	0.7	0.2	0.1	14.1
24 F Kelvin Downs	3.6	36.5	33.3	66.7	2.6	0.2	0.1	0.5	17.3
24 F Anthony Livingston	15.6	46.2	33.8	69.2	10.0	0.8	0.5	1.0	35.9

SOUTH ALABAMA PROBABLE STARTERS (BASED OFF LAST GAME)

Player	PPG	FG%	3FG%	FT%	RPG	APG	SPG	BPG	MPG
1 G Ken Williams	15.4	38.0	37.7	78.0	3.4	2.5	0.7	0.3	32.9
2 G Taishaun Johnson	13.1	38.4	31.1	78.7	3.8	2.0	1.0	0.2	31.0
4 G Barrington Stevens	6.9	35.1	31.3	71.4	2.9	3.2	0.5	0.0	33.5
5 F Abdul Lewis	6.9	45.4	33.3	55.4	7.0	0.7	0.3	0.6	27.4
24 F Dionte Ferguson	10.9	51.4	0.0	71.3	6.3	0.4	0.8	1.5	27.5

ARKANSAS STATE PLAYER NOTABLES

0		DAIJON MACKLIEN G • So. • 6-1 • 195 • Los Angeles, Calif.						Last Game: Did not play at Texas State Notes: Scored 7 pts at Toledo and Troy Averaged 12.2 PPG and 3.2 RPG at Chattahoochee Valley Community College Played football at Division II North Alabama in 2012 (1 REC - 13 yds)											
		PPG	RPG	FG%	3 FG%	FT%	MIN	CAREER	PTS	REB	AST	STL	BLK	FGM	FGA	3FGM	3FGA	FTM	FTA
		2.0	1.0	44.4	33.3	66.7	11.9	HIGHS	7	4	3	1	--	3	4	2	3	3	3

1		CAMERON GOLDEN G • Jr. • 6-0 • 158 • Memphis, Tenn.						Last Game: 3-13 FG, 0-8 3FG, 6-9 FT, 3 REB, 3 AST, 4 STL, 12 PTS at Texas State Notes: Ranks 10th in SBC in scoring (13.9) Ranks 6th in SBC in steals (1.7) Ranks 4th in SBC in minutes (35.6) Double figures in 21 of 27 games											
		PPG	RPG	FG%	3 FG%	FT%	MIN	CAREER	PTS	REB	AST	STL	BLK	FGM	FGA	3FGM	3FGA	FTM	FTA
		13.9	3.1	36.4	30.7	69.9	35.6	HIGHS	25	8	7	5	2	8	18	6	12	9	10

4		JOSH PIERRE G • Jr. • 6-0 • 184 • Baton Rouge, La.						Last Game: Did not play at Texas State Notes: Has 1 steal and 3 rebounds in 6 games and 14 minutes Played in 8 games in 2013-14 and totaled 12 pts and 3 rebs Scored 3 pts in 2012-13 season in 4 games (8 min)											
		PPG	RPG	FG%	3 FG%	FT%	MIN	CAREER	PTS	REB	AST	STL	BLK	FGM	FGA	3FGM	3FGA	FTM	FTA
		0.0	0.5	0.0	0.0	0.0	2.3	HIGHS	7	2	--	1	--	2	4	1	3	2	2


5		PJ HARDWICK G • r-So. • 5-10 • 167 • Miami, Fla.						Last Game: 0-0 FG, 0-0 FT, 1 REB, 1 AST, 0 PTS in 9 MIN at Texas State Notes: Career high 17 PTS at ULL Leads SBC in assists (4.8) Ranks 2nd in SBC in assist/turnover ratio (2.16)											
		PPG	APG	FG%	3 FG%	FT%	MIN	CAREER	PTS	REB	AST	STL	BLK	FGM	FGA	3FGM	3FGA	FTM	FTA
		4.7	4.8	34.5	12.5	78.4	29.0	HIGHS	17	8	15	4	--	7	17	1	3	6	7

10		FREDERIC DURE G • Jr. • 6-5 • 165 • Montreal, Quebec						Last Game: 4-7 FG, 2-3 3FG, 1-1 FT, 7 REB, 4 AST, 1 STL, 11 PTS at Texas State Notes: Back-to-back 20 pt games vs UTA (20) and ULM (22) Suspended first 15 games due to NCAA rule violation Played at Sheridan (Wyo.) Junior College in 2012-14											
		PPG	RPG	FG%	3 FG%	FT%	MIN	CAREER	PTS	REB	AST	STL	BLK	FGM	FGA	3FGM	3FGA	FTM	FTA
		6.3	2.8	43.6	50.0	63.2	18.5	HIGHS	22	8	4	2	--	9	15	5	10	5	7

11		CHARLES WATERS F • Jr. • 6-6 • 186 • Memphis, Tenn.						Last Game: 2-5 FG, 4-4 FT, 9 REB, 1 BLK, 2 STL, 8 PTS in 25 MIN at Texas State Notes: Starts in five games Hauled in career high 9 REBS at Texas State Was perfect 4-4 from FT line against Texas State											
		PPG	RPG	FG%	3 FG%	FT%	MIN	CAREER	PTS	REB	AST	STL	BLK	FGM	FGA	3FGM	3FGA	FTM	FTA
		3.2	3.3	46.0	0.0	76.2	12.9	HIGHS	8	9	2	2	2	4	7	--	1	4	4

12		SEAN GARDNER G • r-Jr. • 6-5 • 178 • Memphis, Tenn.						Last Game: 3-7 FG, 1-2 3FG, 2-2 FT, 1 REB, 3 AST, 2 STL, 9 PTS in 27 MIN at Texas State Notes: Ranks 15th in SBC in scoring (11.9) Hit SBC season best 8 3's vs. Belhaven (12/6/14) Played at Motlow State CC (2011-12 & 2012-13)											
		PPG	RPG	FG%	3 FG%	FT%	MIN	CAREER	PTS	REB	AST	STL	BLK	FGM	FGA	3FGM	3FGA	FTM	FTA
		11.9	3.4	40.8	36.4	76.6	30.9	HIGHS	28	8	3	3	2	10	16	8	10	4	4

13		C.J. FOSTER G • So. • 6-3 • 180 • Lilburn, Ga.						Last Game: 0-1 FG, 0-0 3FG, 0-0 FT, 1 REB, 0 PTS at Texas State Notes: Career high 9 pts at Georgia Southern in third career start Played at Roane State CC (2013-14) and averaged 13.7 pts, 2.6 rebs and 2.4 assists Had 16 starts in 22 appearances											
		PPG	RPG	FG%	3 FG%	FT%	MIN	CAREER	PTS	REB	AST	STL	BLK	FGM	FGA	3FGM	3FGA	FTM	FTA
		2.4	1.1	31.1	21.4	65.4	14.1	HIGHS	9	3	2	1	1	3	5	1	2	4	9

14		KELVIN DOWNS F • Jr. • 6-9 • 230 • Arlington, Texas						Last Game: 0-4 FG, 0-0 FT, 1 REB, 0 PTS at Texas State Notes: Career high 12 pts vs ULM Started in first 5 games, averages 17.0 minutes Averaged 2.2 pts and 2.2 rebs (2013-14) Averaged 3.3 pts and 1.9 rebs (2012-13)											
		PPG	RPG	FG%	3 FG%	FT%	MIN	CAREER	PTS	REB	AST	STL	BLK	FGM	FGA	3FGM	3FGA	FTM	FTA
		3.6	2.6	36.5	33.3	66.7	17.3	HIGHS	12	8	3	2	3	6	12	1	2	5	7

24		ANTHONY LIVINGSTON F • So. • 6-8 • 230 • Washington, D.C.						Last Game: 7-14 FG, 2-3 3FG, 4-6 FT, 13 REB, 1 AST, 1 STL, 20 PTS at Texas State Notes: Career high 31 vs UTA Ranks 6th in SBC in scoring (15.5) Ranks 2nd in SBC in rebounds (10) Tied for SBC lead with 14 double-doubles Double figures in 24 of 27 games											
		PPG	RPG	FG%	3 FG%	FT%	MIN	CAREER	PTS	REB	AST	STL	BLK	FGM	FGA	3FGM	3FGA	FTM	FTA
		15.6	10.0	46.2	33.8	69.2	35.9	HIGHS	31	20	4	2	5	9	18	2	6	13	14

33		NOUHOUM BOCOUM C • Jr. • 6-10 • 270 • Harlem, N.Y.						Last Game: Did not play at Texas State Notes: Career-high 18 pts at Georgia Southern Has two double-doubles Played at Paris (Texas) Junior College (2013-14) averaging 9.9 pts											
		PPG	RPG	FG%	3 FG%	FT%	MIN	CAREER	PTS	REB	AST	STL	BLK	FGM	FGA	3FGM	3FGA	FTM	FTA
		6.3	4.4	45.3	33.3	70.2	16.2	HIGHS	18	11	1	2	3	7	12	1	1	5	8

SERIES HISTORY GAME-BY-GAME PAGE 10

- A-State and South Alabama meet for the 40th time on Thursday with A-State carrying a 22-17 edge in the series. The Red Wolves have won five-straight meetings and seven of the last eight after the Jaguars had won five straight from 2006-09.
- The Red Wolves erased an 11-point second-half deficit to force overtime and came away with a 63-60 victory in Mobile in the league opener for both teams on Dec. 31. Anthony Livingston led A-State with 16 points and 13 boards while Nouhoum Bocoum added 14 points. Dionte Ferguson had a game-high 18 points to lead South Alabama.
- A-State is 14-4 on the home floor against South Alabama, including a 12-4 mark at the Convocation Center. The Red Wolves have won three-straight against the Jaguars at the Convo, the last loss coming on Jan. 17, 2009, 74-67.

RED WOLVES VS SOUTH ALABAMA

Player	GP-GS	FG-A	FG%	3FG-A	3FG%	FT-A	FT%	O-D-T	AVG	A	TO	BLK	STL	PTS	AVG
N. Boucoum	1-1	5-8	62.5	0-0	0.0	4-4	100.0	4-2-6	6.0	0	0	0	0	14	14.0
K. Downs	5-0	4-7	57.1	0-0	0.0	2-7	28.6	1-8-9	1.8	1	6	0	0	10	2.0
F. Dure	-	-	-	-	-	-	-	-	-	-	-	-	-	-	-
C.J. Foster	-	-	-	-	-	-	-	-	-	-	-	-	-	-	-
S. Gardner	1-1	4-13	30.8	1-5	20.0	0-0	0.0	1-2-3	3.0	1	3	1	1	9	9.0
C. Golden	5-3	9-32	28.1	6-22	27.3	4-7	57.1	5-15-20	4.0	5	8	1	5	28	5.6
PJ Hardwick	1-1	3-9	33.0	0-0	0.0	2-2	100.0	1-3-4	4.0	6	0	0	0	4	4.0
A. Livingston	1-1	6-16	37.5	1-5	20.0	3-4	75.0	2-11-13	13.0	1	2	0	0	16	16.0
D. Macklien	1-0	0-2	0.0	0-0	0.0	0-0	0.0	1-1-2	2.0	0	1	0	0	0	0.0
J. Pierre	1-0	0-0	0.0	0-0	0.0	0-0	0.0	0-0-0	0.0	0	0	0	0	0	0.0
C. Waters	1-0	1-2	50.0	0-0	0.0	0-0	0.0	1-2-3	3.0	0	0	2	1	2	2.0

LAST TIME OUT

Turnovers Cost @AStateMB at Texas State

- A-State committed a season-high 21 turnovers that led to 32 Texas State points off turnovers in a 70-60 loss at Strahan Coliseum Saturday.
- Sophomore forward Anthony Livingston posted his 14th double-double to lead the Red Wolves with 20 points and 13 rebounds. With 14 double-doubles, Livingston has the most since Dan Henderson in 1975-76. Junior guards Cameron Golden (12) and Frederic Dure (11) also had double figures for A-State.
- The Red Wolves had a sluggish start, opening the game 1-for-12 from the field with seven turnovers in the first nine minutes. In that span, Texas State opened up a 17-3 advantage, but A-State responded with a 13-4 run to make it 21-16 with 7:52 remaining in the first half, but the five-point deficit would be as close as the Red Wolves could get.
- Texas State carried a 34-23 lead to the halftime break by shooting 47 percent (14-30) in the first period. A-State was hampered by 13 first half turnovers that resulted in 17 points for the Bobcats while shooting 36 percent (9-25).
- The Red Wolves got the deficit down to 10 points twice with less than three minutes to go and to as few as eight with 35 seconds left. Texas State hit free throws down the stretch and held on for the win. The Bobcats finished the night shooting 76 percent (16-21) at the charity stripe and A-State was 77 percent (17-22) at the line.
- Dure, starting in his third-straight game, fouled out late in the game with his 11 points and seven rebounds in a career-high 38 minutes of action. Dure was 4-for-7 from the field and 2-3 from three-point range, but the other perimeter players managed to shoot 3-for-13 from long range.
- A-State finished the afternoon shooting 37 percent (19-51) from the field and 31 percent (5-16) from beyond the arc. Texas State shot 48 percent (24-50) from the floor and 35 percent (6-17) behind the three-point line. A-State held a 37-27 edge on the glass, allowing only four offensive rebounds, but the Red Wolves coughed up 21 turnovers and were outscored 32-6 in points off turnovers.

LAST FIVE GAMES

Player	GP-GS	FG-A	FG%	3FG-A	3FG%	FT-A	FT%	O-D-T	AVG	A	TO	BLK	STL	PTS	AVG
Anthony Livingston	5-5	38-76	50.0	8-20	40.0	18-24	75.0	24-46-70	14.0	1	12	2	1	102	20.4
Frederic Dure	5-3	19-39	48.7	10-21	47.6	5-10	50.0	2-20-22	4.4	9	10	0	3	53	10.6
Cameron Golden	5-5	17-57	29.8	5-30	16.7	14-21	66.7	5-13-18	3.6	15	15	0	8	53	10.6
Nouhoum Bocoum	4-4	15-29	51.7	0-0	0.0	4-5	80.0	7-13-20	5.0	0	11	1	0	34	8.5
Sean Gardner	5-2	10-32	31.3	4-10	40.0	8-9	88.9	1-5-6	1.2	10	7	0	6	32	6.4
Kelvin Downs	4-1	10-23	43.5	0-0	0.0	2-4	50.0	6-9-15	3.8	2	6	3	0	22	5.5
Charles Waters	3-0	5-9	55.6	0-0	0.0	6-6	100.0	7-6-13	4.3	0	1	4	2	16	5.3
C.J. Foster	5-5	5-17	29.4	2-5	40.0	4-9	44.4	4-2-6	1.2	5	4	0	2	16	3.2
Daijon Macklien	1-0	0-0	0.0	0-0	0.0	0-0	0.0	0-0-0	0.0	1	0	0	0	0	0.0
PJ Hardwick	5-0	0-4	0.0	0-0	0.0	0-0	0.0	3-4-7	1.4	11	7	0	0	0	0.0
Josh Pierre	0-0	0-0	0.0	0-0	0.0	0-0	0.0	0-0-0	0.0	0	0	0	0	0	0.0
TEAM	5-5	119-286	41.6	29-86	33.7	61-88	69.3	69-129-198	39.6	54	74	10	22	328	65.6



A-State leads 22-17
A-State streak: W5

LAST MEETING

Arkansas State 63 • 6-4 (1-0 SBC)

#	Player		Total			3-Ptr			Rebounds				PF	TP	A	TO	Blk	Stl	Min
			FG	FGA	FG%	FT	FTA	FT%	Off	Def	Total								
24	Livingston, Anthony	f	6-16	1-5	3-4	2	11	13	0	16	1	2	0	0	43				
38	Bocoum, Nouhoum	c	5-8	0-0	4-4	4	2	6	5	14	0	0	0	0	22				
41	Golden, Cameron	c	4-13	3-9	4-6	2	6	6	1	14	1	3	1	4	42				
65	Hardwick, PJ	g	3-9	0-0	2-2	3	3	0	1	8	0	0	0	4	45				
101	Gardner, Sean	g	4-13	1-5	0-0	1	2	3	0	9	1	3	1	41					
100	Macklien, Daijon	c	0-2	0-0	0-0	1	1	2	0	0	1	0	0	7					
11	Waters, Charles	f	1-2	0-0	0-0	1	2	3	2	2	0	0	2	14					
14	Downs, Kelvin	f	0-1	0-0	0-0	0	1	1	5	0	2	0	0	11					
	Team					2	1	3											
			22-64	5-10	13-16	7-14	62	0	12	2	7	225							

FG % 1st half: 33.3 2nd half: 33.3 3rd half: 33.3 4th half: 33.3 5th half: 33.3 6th half: 33.3 7th half: 33.3 8th half: 33.3 9th half: 33.3 10th half: 33.3 11th half: 33.3 12th half: 33.3 13th half: 33.3 14th half: 33.3 15th half: 33.3 16th half: 33.3 17th half: 33.3 18th half: 33.3 19th half: 33.3 20th half: 33.3 21st half: 33.3 22nd half: 33.3 23rd half: 33.3 24th half: 33.3 25th half: 33.3 26th half: 33.3 27th half: 33.3 28th half: 33.3 29th half: 33.3 30th half: 33.3 31st half: 33.3 32nd half: 33.3 33rd half: 33.3 34th half: 33.3 35th half: 33.3 36th half: 33.3 37th half: 33.3 38th half: 33.3 39th half: 33.3 40th half: 33.3 41st half: 33.3 42nd half: 33.3 43rd half: 33.3 44th half: 33.3 45th half: 33.3 46th half: 33.3 47th half: 33.3 48th half: 33.3 49th half: 33.3 50th half: 33.3 51st half: 33.3 52nd half: 33.3 53rd half: 33.3 54th half: 33.3 55th half: 33.3 56th half: 33.3 57th half: 33.3 58th half: 33.3 59th half: 33.3 60th half: 33.3 61st half: 33.3 62nd half: 33.3 63rd half: 33.3 64th half: 33.3 65th half: 33.3 66th half: 33.3 67th half: 33.3 68th half: 33.3 69th half: 33.3 70th half: 33.3 71st half: 33.3 72nd half: 33.3 73rd half: 33.3 74th half: 33.3 75th half: 33.3 76th half: 33.3 77th half: 33.3 78th half: 33.3 79th half: 33.3 80th half: 33.3 81st half: 33.3 82nd half: 33.3 83rd half: 33.3 84th half: 33.3 85th half: 33.3 86th half: 33.3 87th half: 33.3 88th half: 33.3 89th half: 33.3 90th half: 33.3 91st half: 33.3 92nd half: 33.3 93rd half: 33.3 94th half: 33.3 95th half: 33.3 96th half: 33.3 97th half: 33.3 98th half: 33.3 99th half: 33.3 100th half: 33.3 101st half: 33.3 102nd half: 33.3 103rd half: 33.3 104th half: 33.3 105th half: 33.3 106th half: 33.3 107th half: 33.3 108th half: 33.3 109th half: 33.3 110th half: 33.3 111th half: 33.3 112th half: 33.3 113th half: 33.3 114th half: 33.3 115th half: 33.3 116th half: 33.3 117th half: 33.3 118th half: 33.3 119th half: 33.3 120th half: 33.3 121st half: 33.3 122nd half: 33.3 123rd half: 33.3 124th half: 33.3 125th half: 33.3 126th half: 33.3 127th half: 33.3 128th half: 33.3 129th half: 33.3 130th half: 33.3 131st half: 33.3 132nd half: 33.3 133rd half: 33.3 134th half: 33.3 135th half: 33.3 136th half: 33.3 137th half: 33.3 138th half: 33.3 139th half: 33.3 140th half: 33.3 141st half: 33.3 142nd half: 33.3 143rd half: 33.3 144th half: 33.3 145th half: 33.3 146th half: 33.3 147th half: 33.3 148th half: 33.3 149th half: 33.3 150th half: 33.3 151st half: 33.3 152nd half: 33.3 153rd half: 33.3 154th half: 33.3 155th half: 33.3 156th half: 33.3 157th half: 33.3 158th half: 33.3 159th half: 33.3 160th half: 33.3 161st half: 33.3 162nd half: 33.3 163rd half: 33.3 164th half: 33.3 165th half: 33.3 166th half: 33.3 167th half: 33.3 168th half: 33.3 169th half: 33.3 170th half: 33.3 171st half: 33.3 172nd half: 33.3 173rd half: 33.3 174th half: 33.3 175th half: 33.3 176th half: 33.3 177th half: 33.3 178th half: 33.3 179th half: 33.3 180th half: 33.3 181st half: 33.3 182nd half: 33.3 183rd half: 33.3 184th half: 33.3 185th half: 33.3 186th half: 33.3 187th half: 33.3 188th half: 33.3 189th half: 33.3 190th half: 33.3 191st half: 33.3 192nd half: 33.3 193rd half: 33.3 194th half: 33.3 195th half: 33.3 196th half: 33.3 197th half: 33.3 198th half: 33.3 199th half: 33.3 200th half: 33.3 201st half: 33.3 202nd half: 33.3 203rd half: 33.3 204th half: 33.3 205th half: 33.3 206th half: 33.3 207th half: 33.3 208th half: 33.3 209th half: 33.3 210th half: 33.3 211st half: 33.3 212nd half: 33.3 213rd half: 33.3 214th half: 33.3 215th half: 33.3 216th half: 33.3 217th half: 33.3 218th half: 33.3 219th half: 33.3 220th half: 33.3 221st half: 33.3 222nd half: 33.3 223rd half: 33.3 224th half: 33.3 225th half: 33.3 226th half: 33.3 227th half: 33.3 228th half: 33.3 229th half: 33.3 230th half: 33.3 231st half: 33.3 232nd half: 33.3 233rd half: 33.3 234th half: 33.3 235th half: 33.3 236th half: 33.3 237th half: 33.3 238th half: 33.3 239th half: 33.3 240th half: 33.3 241st half: 33.3 242nd half: 33.3 243rd half: 33.3 244th half: 33.3 245th half: 33.3 246th half: 33.3 247th half: 33.3 248th half: 33.3 249th half: 33.3 250th half: 33.3 251st half: 33.3 252nd half: 33.3 253rd half: 33.3 254th half: 33.3 255th half: 33.3 256th half: 33.3 257th half: 33.3 258th half: 33.3 259th half: 33.3 260th half: 33.3 261st half: 33.3 262nd half: 33.3 263rd half: 33.3 264th half: 33.3 265th half: 33.3 266th half: 33.3 267th half: 33.3 268th half: 33.3 269th half: 33.3 270th half: 33.3 271st half: 33.3 272nd half: 33.3 273rd half: 33.3 274th half: 33.3 275th half: 33.3 276th half: 33.3 277th half: 33.3 278th half: 33.3 279th half: 33.3 280th half: 33.3 281st half: 33.3 282nd half: 33.3 283rd half: 33.3 284th half: 33.3 285th half: 33.3 286th half: 33.3 287th half: 33.3 288th half: 33.3 289th half: 33.3 290th half: 33.3 291st half: 33.3 292nd half: 33.3 293rd half: 33.3 294th half: 33.3 295th half: 33.3 296th half: 33.3 297th half: 33.3 298th half: 33.3 299th half: 33.3 300th half: 33.3 301st half: 33.3 302nd half: 33.3 303rd half: 33.3 304th half: 33.3 305th half: 33.3 306th half: 33.3 307th half: 33.3 308th half: 33.3 309th half: 33.3 310th half: 33.3 311st half: 33.3 312nd half: 33.3 313rd half: 33.3 314th half: 33.3 315th half: 33.3 316th half: 33.3 317th half: 33.3 318th half: 33.3 319th half: 33.3 320th half: 33.3 321st half: 33.3 322nd half: 33.3 323rd half: 33.3 324th half: 33.3 325th half: 33.3 326th half: 33.3 327th half: 33.3 328th half: 33.3 329th half: 33.3 330th half: 33.3 331st half: 33.3 332nd half: 33.3 333rd half: 33.3 334th half: 33.3 335th half: 33.3 336th half: 33.3 337th half: 33.3 338th half: 33.3 339th half: 33.3 340th half: 33.3 341st half: 33.3 342nd half: 33.3 343rd half: 33.3 344th half: 33.3 345th half: 33.3 346th half: 33.3 347th half: 33.3 348th half: 33.3 349th half: 33.3 350th half: 33.3 351st half: 33.3 352nd half: 33.3 353rd half: 33.3 354th half: 33.3 355th half: 33.3 356th half: 33.3 357th half: 33.3 358th half: 33.3 359th half: 33.3 360th half: 33.3 361st half: 33.3 362nd half: 33.3 363rd half: 33.3 364th half: 33.3 365th half: 33.3 366th half: 33.3 367th half: 33.3 368th half: 33.3 369th half: 33.3 370th half: 33.3 371st half: 33.3 372nd half: 33.3 373rd half: 33.3 374th half: 33.3 375th half: 33.3 376th half: 33.3 377th half: 33.3 378th half: 33.3 379th half: 33.3 380th half: 33.3 381st half: 33.3 382nd half: 33.3 383rd half: 33.3 384th half: 33.3 385th half: 33.3 386th half: 33.3 387th half: 33.3 388th half: 33.3 389th half: 33.3 390th half: 33.3 391st half: 33.3 392nd half: 33.3 393rd half: 33.3 394th half: 33.3 395th half: 33.3 396th half: 33.3 397th half: 33.3 398th half: 33.3 399th half: 33.3 400th half: 33.3 401st half: 33.3 402nd half: 33.3 403rd half: 33.3 404th half: 33.3 405th half: 33.3 406th half: 33.3 407th half: 33.3 408th half: 33.3 409th half: 33.3 410th half: 33.3 411st half: 33.3 412nd half: 33.3 413rd half: 33.3 414th half: 33.3 415th half: 33.3 416th half: 33.3 417th half: 33.3 418th half: 33.3 419th half: 33.3 420th half: 33.3 421st half: 33.3 422nd half: 33.3 423rd half: 33.3 424th half: 33.3 425th half: 33.3 426th half: 33.3 427th half: 33.3 428th half: 33.3 429th half: 33.3 430th half: 33.3 431st half: 33.3 432nd half: 33.3 433rd half: 33.3 434th half: 33.3 435th half: 33.3 436th half: 33.3 437th half: 33.3 438th half: 33.3 439th half: 33.3 440th half: 33.3 441st half: 33.3 442nd half: 33.3 443rd half: 33.3 444th half: 33.3 445th half: 33.3 446th half: 33.3 447th half: 33.3 448th half: 33.3 449th half: 33.3 450th half: 33.3 451st half: 33.3 452nd half: 33.3 453rd half: 33.3 454th half: 33.3 455th half: 33.3 456th half: 33.3 457th half: 33.3 458th half: 33.3 459th half: 33.3 460th half: 33.3 461st half: 33.3 462nd half: 33.3 463rd half: 33.3 464th half: 33.3 465th half: 33.3 466th half: 33.3 467th half: 33.3 468th half: 33.3 469th half: 33.3 470th half: 33.3 471st half: 33.3 472nd half: 33.3 473rd half: 33.3 474th half: 33.3 475th half: 33.3 476th half: 33.3 477th half: 33.3 478th half: 33.3 479th half: 33.3 480th half: 33.3 481st half: 33.3 482nd half: 33.3 483rd half: 33.3 484th half: 33.3 485th half: 33.3 486th half: 33.3 487th half: 33.3 488th half: 33.3 489th half: 33.3 490th half: 33.3 491st half: 33.3 492nd half: 33.3 493rd half: 33.3 494th half: 33.3 495th half: 33.3 496th half: 33.3 497th half: 33.3 498th half: 33.3 499th half: 33.3 500th half: 33.3 501st half: 33.3 502nd half: 33.3 503rd half: 33.3 504th half: 33.3 505th half: 33.3 506th half: 33.3 507th half: 33.3 508th half: 33.3 509th half: 33.3 510th half: 33.3 511st half: 33.3 512nd half: 33.3 513rd half: 33.3 514th half: 33.3 515th half: 33.3 516th half: 33.3 517th half: 33.3 518th half: 33.3 519th half: 33.3 520th half: 33.3 521st half: 33.3 522nd half: 33.3 523rd half: 33.3 524th half: 33.3 525th half: 33.3 526th half: 33.3 527th half: 33.3 528th half: 33.3 529th half: 33.3 530th half: 33.3 531st half: 33.3 532nd half: 33.3 533rd half: 33.3 534th half: 33.3 535th half: 33.3 536th half: 33.3 537th half: 33.3 538th half: 33.3 539th half: 33.3 540th half: 33.3 541st half: 33.3 542

SCOUTING SOUTH ALABAMA

- South Alabama is coming off the bye date on Saturday, the fifth opponent A-State has played after a bye. The Jaguars were dealt a 75-57 loss to ULM in their last game to drop to 9-20 overall and 7-11 in Sun Belt play.
- The Jaguars have lost three-straight games, but all three were against the teams currently tied atop the Sun Belt Conference standings.
- Ken Williams leads the Jaguars, scoring 15.4 points per game on 38 percent shooting. Abdul Lewis averages seven rebounds a game to lead the team while Dionte Ferguson has pulled down 6.3 rebounds per game while averaging double figure scoring (10.9). Taishaun Johnson also averages double figures (13.1) and is the team leader in steals with 30.
- South Alabama scores 68.3 points per game while their defense has allowed opponents to average 73.7. The Jaguars shoot 41.8 percent from the floor and 33.8 percent from beyond the arc. Opponents have shot 44.3 percent from the field and 34.5 percent from three-point range this season against South Alabama.
- South Alabama's head coach is Matthew Graves. He sports a 20-39 record in his second season as head coach after coming over from Butler. Graves played for the Bulldogs from 1993-98 and was an assistant coach there from 2003-13, serving as associate head coach for the last three of those seasons.

DOUBLE-DOUBLE LIVINGSTON

- Sophomore forward Anthony Livingston has posted nine double-doubles in the last 13 games and has 14 on the season, tied for the most in the Sun Belt Conference.
- With 14 double-doubles, Livingston has the most since Dan Henderson had at least 15 in the 1975-76 season. Attempts to find accurate number are unsuccessful thus far, but Henderson led A-State in points and rebounds in 15 games.
- Saturday at Texas State, Livingston had his second-straight and seventh game with 20-plus points and 10-plus rebounds.
- Averaging 15.6 points and 10.0 rebounds, Livingston is among 17 players nationally to average a double-double. He joins Shawn Long of Louisiana-Lafayette as one of the two from the Sun Belt Conference.
- Jeff Clifton (1993-94) was the last player to finish a season averaging a double-double for A-State. He averaged 10.0 rebounds and 21.3 points in 27 games with 13 double-doubles.

APPROACHING THE TOP-10

- Anthony Livingston has pulled down 271 rebounds this season and with six more he would tie Steve Brooks (1973-74) for 11th on the single-season ledger (277).
- Anthony Livingston has 27 blocked shots this season and with eight (8) more he would tie Mike Siles (1980-81) and John Tate (1986-87) for the 11th-most in a single-season with 35.
- Cameron Golden has drained 58 (58-189) of his three-point attempts this season and with eight (8) more treys he would tie Ed Townsel (2012-13) and Keith Gray (1990-91) for the 11th-most in a single season with 66.

DURE PROVIDES SPARK

- A-State head coach John Brady informed Frederic Dure about five minutes before playing ULM (Feb. 21) that the junior guard would be making his first career start. Dure (Dur-A) responded with a career-night of 22 points, including the game-winning basket, and eight rebounds.
- Dure was 9-of-10 (90 percent) from the field and 3-of-4 from beyond the arc. Dure was the first player to shoot 80 percent or better in a game since Ed Townsel was 7-of-8 (87.5 percent) against UT Arlington on January 2, 2014.

uary 2, 2014.

- With 22 points in his first career start, Dure was the second A-State player to reach that mark this season. Anthony Livingston had 26 points in his first start, the season opener against UT Martin.
- Dure posted 20 points in his second-straight start, against UT Arlington on Thursday to continue to help A-State. With his 20-point performance, Dure is the first A-State player since Anthony Livingston on Jan. 17 and Jan. 19 to score 20 points in back-to-back games.
- Despite being held to 11 points, Dure continued to shoot the ball well, going 4-of-7 from the field and 2-of-3 from three-point range at Texas State.
- In his three starts, Dure is averaging 17 points, six rebounds and three assists. He is shooting 59 percent from the floor (19-32) and three-point range (10-17).

THE PACK COMES BACK

- A-State erased an 11-point deficit to come-from-behind and defeat Troy 64-55 on Jan. 24. With the victory, A-State has three wins this season after trailing by 10 or more points in that game. The Red Wolves trailed by 12 in the first half against Marshall, but came back to win. In the Sun Belt Conference opener at South Alabama, A-State trailed by 11 with 16:36, but forced overtime and came away with a 63-60 victory. The Red Wolves trailed Troy 38-27 with 18:08 remaining and left with a 64-55 victory.
- The Red Wolves have erased nine-point second half deficits in two games this season, earning a win at Niagara and an overtime win on the home floor against Texas State.
- Under head coach John Brady, A-State has erased seven second half deficits of 10 or more points, including two this season.

STAT TRENDS

- A-State is 11-5 this season when grabbing 35 or more rebounds. The five losses with came at Toledo (73-65), versus UALR (75-65), at Georgia Southern (65-60), at UALR (70-57) and at Texas State (70-60). A-State is 7-1 overall and in five of the six SBC wins the Red Wolves pulled down 40 or more rebounds.
- The Red Wolves are 9-5 when 25 or more of their points are inside the painted area.
- The Red Wolves are 8-3 this season when earning a trip to the free throw line more than their opponents.
- A-State is 8-5 this season when Anthony Livingston sinks three or more free throws.

A COMMON THEME

- A-State enters Saturday's game with a 6-12 mark in league play and a few stats stand out when finding what went right for the four wins.
- The Red Wolves are 5-1 in league play when grabbing 40 or more rebounds. A-State is 6-1 in league play when reaching 50 points before their opponent, 10-2 on the season. The lone loss came to Appalachian State on Jan. 3.
- When opponents shoot 40 percent or below from the floor, A-State sports a 7-1 record on the year and 4-1 in league play. Georgia State (35.8 percent) is the only foe to shoot below 45 percent and defeat the Red Wolves.

KEEP CALM AND TRAVEL A LOT

- The Red Wolves have put a lot of mileage on their bodies this season, having traveled 14,372 miles to date.
- In conference play, the Red Wolves have logged 7,788 miles, including a trip of 1,002 miles to Texas State last week.
- The Red Wolves non-conference schedule included a 2,302 mile journey to Niagara and A-State covered 2,578 miles in their road trip to play at Purdue and Toledo. In the non-conference slate, A-State traveled 4,880 miles.

- A-State will have traveled more than halfway around the Earth, 14,372 miles of 24,859 miles.

PERIMETER SHOOTING

- The A-State perimeter shooting posted a 3-for-20 (15 percent) performance at UALR (Feb. 19) but has since found an edge on the perimeter.
- Against ULM (Feb. 21), the perimeter shot 48 percent (16-33) and followed it up with a 37 percent (14-38) night against UT Arlington. Against Texas State (Feb. 28), the wing players shot 36 percent (10-28) to move to 40 percent (40-99) over the last three games.
- A reason for the surge is evident in the play of Frederic Dure. In his last three games, Dure is shooting 59 percent (19-32) from the field and 59 percent (10-17) from three-point range.
- For the season, the Red Wolves perimeter players have shot 38 percent (334-876), including 36 percent (215-593) in conference play.

SUN BELT CONFERENCE GAMES

- The Red Wolves are 202-202 (.500) since joining the Sun Belt Conference (SBC) in the 1991-92 season, which includes a season-best 14-4 (.778) mark in the 1997-98 campaign.
- A-State sports a 131-68 (.662) record at home and is 71-133 (.349) on the road in Sun Belt action.
- A-State head coach John Brady has registered a 61-63 (.494) record in Sun Belt Conference contests since his arrival in the 2008-09 season, which consists of a 42-18 (.700) home ledger and a 19-45 (.301) away mark.

BREAK IT DOWN

- A-State faces a near must-win game on Thursday to keep hopes alive for a trip to New Orleans for the Sun Belt Conference Tournament. Four teams will battle for the final three spots in the tournament. Appalachian State is ineligible for the tournament due to APR penalties.
- A-State at 6-12 in conference play is one game back of South Alabama and Texas State. With a win over South Alabama Thursday and a win Saturday against Louisiana-Lafayette, A-State would be the seven or eight seed regardless of other outcomes.
- If A-State defeats South Alabama and drops Saturday's game to Louisiana-Lafayette, the Red Wolves would need either South Alabama to lose to Troy on Saturday, or for Texas State to lose at Appalachian State and ULM this week in addition to ULM defeating Georgia State on Wednesday. With a ULM win over Georgia State, A-State would own tiebreaker over Texas State based on who finishes atop the standings.
- If South Alabama defeats A-State, the Red Wolves will be on the ropes as a Texas State win at Appalachian State or a Georgia State win at ULM would end the hopes. Should the Red wolves lose Thursday and neither Texas State nor Georgia State win, the Red Wolves would need a win over Louisiana-Lafayette and a Texas State loss at ULM to secure a place in the tournament field.

DID YOU KNOW

- The Red Wolves have gone 126-straight games hitting a three-pointer. The last time A-State didn't hit a shot from behind the arc was Feb. 24, 2011 when North Texas held the Red Wolves 0-8 from three at the Convocation Center. A-State would win the game without needing a three-point make, 63-47.
- A-State has gone 583 games since losing a game in which it scored 90 or more points. The loss came in the 1995-96 campaign, a 101-93 loss at Jacksonville on January 22, 1996.

A-STATE STAT RANKINGS

TEAM	No.	NCAA	SBC	INDIVIDUAL (SBC Top 15 Only)			
Scoring	64.3	251	9				
Scoring Defense	68.7	244	6	Anthony Livingston	No.	NCAA	SBC
Scoring Margin	-4.4	279	9	Scoring	15.6	152	6
FG Percentage	40.7	295	10	Field Goal Pct	46.2	119	15
FG Percentage Defense	42.4	147	6	Rebounding	10.0	17	2
3FG Made Per Game	6.0	211	8	Offensive Rebounds Per	2.7	100	4
3FG Percentage	33.4	206	5	Defensive Rebounds Per	7.33	7	T1
3FG Percentage Defense	33.1	123	9	Minutes Per Game	35.9	48	3
FT Percentage	70.8	105	3	Double-Doubles	14	17	T1
Rebounds Per Game	35.7	107	5				
Rebound Margin	-1.0	236	7	Cameron Golden	No.	NCAA	SBC
Offensive Rebounds	11.07	145	5	Scoring	13.9	N/A	10
Defensive Rebounds	24.63	99	5	Steals Per Game	1.7	103	6
Assists Per Game	11.2	267	8	3FG Made Per Game	2.15	170	6
Assist/Turnover Ratio	0.82	288	8	Minutes Per Game	35.6	57	4
Blocks Per Game	3.1	212	7				
Steals Per Game	5.3	283	8	Sean Gardner	No.	NCAA	SBC
Turnovers Per Game	13.7	270	7	Scoring	11.9	N/A	15
Turnover Margin	-1.7	287	9	3FG Percentage	.364	N/A	11
				3FG Made Per Game	1.93	239	8
				PJ Hardwick	No.	NCAA	SBC
				Assists Per Game	4.8	52	1
				Assist/Turnover Ratio	2.16	86	2

Stats as of March 3

ON THIS DATE

A-State is 1-11 on March 5 with the first of the 12 previous games occurring in 1985. A-State last played on this date in 2012, losing to North Texas in the Sun Belt Conference Tournament 76-72. The Red Wolves last win on this date was in 2007, an 80-73 victory against Western Kentucky in the SBC Tournament. A-State and South Alabama met on this date in 2001 with the Jaguars winning 76-53 in the SBC Tournament.

Season	Opponent	Score	W-L
2011-12	vs North Texas	72-76	L
2008-09	at Middle Tennessee	62-69	L
2007-08	vs North Texas	63-85	L
2006-07	vs Western Kentucky	80-73	W
2004-05	vs Denver	57-64	L
2000-01	vs South Alabama	53-76	L
1999-00	vs Louisiana Tech	77-84	L
1993-94	vs Jacksonville	55-68	L
1987-88	vs Louisiana Tech	61-63	L
1986-87	vs Louisiana Tech	51-58	L
1985-86	vs McNeese State	57-68	L
1984-85	vs ULM	62-70	L

SUN BELT STANDINGS












Team	Conference		Overall					
	W-L	PCT	W-L	PCT	Home	Road	PF	PA
Georgia Southern	13-5	.722	20-7	.741	12-2	8-5	70.4	61.0
Georgia State	13-5	.722	20-9	.690	11-1	7-8	73.2	63.2
ULM	13-5	.722	19-10	.655	11-2	8-6	65.3	60.6
Louisiana-Lafayette	11-7	.611	17-12	.586	11-3	5-8	78.1	70.4
UT Arlington	10-8	.556	16-12	.571	9-5	7-7	72.6	71.1
UALR	8-11	.421	13-16	.448	9-7	3-8	69.7	70.6
Texas State	7-11	.389	13-14	.481	9-6	4-8	62.1	59.9
Appalachian State	7-11	.389	10-17	.370	5-5	5-12	63.0	70.7
South Alabama	7-11	.389	9-20	.310	6-8	3-12	68.3	73.7
Arkansas State	6-12	.333	11-16	.407	5-7	6-9	64.3	68.7
Troy	5-14	.263	10-18	.357	6-9	4-9	66.2	68.5

SUN BELT POW

Sun Belt Players of the Week

Nov. 18.....Tyler Ongwae, ULM
 Nov. 25.....Frank Eaves, Appalachian State
 Dec. 2.....R.J. Hunter, Georgia State
 Dec. 9.....Kevin Thomas, Troy
 Dec. 16.....Shawn Long, UL-Lafayette
 Jan. 5.....Shawn Long, UL-Lafayette
 Jan. 12.....Marvin Williams, ULM
Jan. 19.....Anthony Livingston, Arkansas State
 Jan. 26.....Frank Eaves, Appalachian State
 Feb. 2.....Ryan Harrow, Georgia State
 Feb. 9.....Tyler Ongwae, ULM
 Feb. 16.....Ken Williams, South Alabama
 Feb. 23.....R.J. Hunter, Georgia State
 March 2.....Mareik Isom, UALR
 March 9.....

SUN BELT MATCHUPS

	APP	UALR	ASU	GASO	GSU	ULL	ULM	USA	UTA	TXST	TROY
	-	UALR 64-46 UALR 79-74	APP 74-73 ASU 59-50	GASO 83-46 GASO 77-58	APP 74-69 GSU 87-43	ULL 80-64 ULL 81-66	ULM 69-58 APP 66-43	USA 104-95 APP 64-53	UTA 81-68 Mar 7 (APP)	APP 64-58 Mar 5 (APP)	APP 69-64 APP 65-62
	UALR 64-46 UALR 79-74	-	UALR 75-65 UALR 70-57	GASO 76-61 GASO 72-70	GSU 82-69 UALR 92-83	ULL 83-79 Mar 5 (ULL)	ULM 64-52 ULM 77-61	USA 72-69 USA 66-64	UTA 75-68 UTA 82-73	TXST 77-74 UALR 69-61	UALR 73-65 UALR 63-58
	APP 74-73 ASU 59-50	UALR 75-65 UALR 70-57	-	GASO 73-61 GASO 65-60	GSU 60-54 GSU 74-43	ULL 96-59 Mar 7 (ASU)	ULM 70-61 ASU 70-68	ASU 63-60 Mar 5 (ASU)	UTA 77-50 ASU 81-80	ASU 78-73 TXST 70-60	ASU 64-55 TROY 69-64
	GASO 83-46 GASO 77-58	GASO 76-61 GASO 72-70	GASO 73-61 GASO 65-60	-	GASO 58-54 Mar 7 (GSU)	GASO 78-70 ULL 68-58	GASO 57-53 ULM 71-68	GASO 81-73 GASO 80-74	UTA 62-61 Mar 5 (GASO)	GASO 40-36 GASO 45-43	TROY 75-71 TROY 65-62
	APP 74-69 GSU 87-43	GSU 82-69 UALR 92-83	GSU 60-54 GSU 74-43	GASO 58-54 Mar 7 (GSU)	-	ULL 84-80 GSU 75-64	GSU 65-45 Mar 5 (ULM)	GSU 65-54 GSU 79-51	GSU 83-62 GSU 88-74	TXST 77-74 GSU 53-41	GSU 77-72 GSU 75-64
	ULL 80-64 ULL 81-66	ULL 83-79 Mar 5 (ULL)	ULL 96-59 Mar 7 (ASU)	GASO 78-70 ULL 68-58	ULL 84-80 GSU 75-64	-	ULM 57-55 ULM 67-55	USA 89-82 USA 89-85	UTA 84-69 ULL 81-70	ULL 72-63 ULL 64-42	ULL 91-64 ULL 84-80
	ULM 69-58 APP 66-43	ULM 64-52 ULM 77-61	ULM 70-61 ASU 70-68	GASO 57-53 ULM 71-68	GSU 65-45 Mar 5 (ULM)	ULL 57-55 ULM 67-55	-	ULM 67-61 ULM 75-57	ULM 76-73 UTA 61-57	ULM 62-59 Mar 7 (ULM)	ULM 63-54 ULM 58-55
	USA 104-95 APP 64-53	USA 72-69 USA 66-64	ASU 63-60 Mar 5 (ASU)	GASO 81-73 GASO 80-74	GSU 65-54 GSU 79-51	USA 89-82 USA 89-85	ULM 67-61 ULM 75-57	-	UTA 99-87 USA 97-91	TXST 82-71 TXST 63-43	USA 71-67 Mar 7 (USA)
	UTA 81-68 Mar 7 (APP)	UTA 75-68 UTA 82-73	UTA 77-50 ASU 81-80	UTA 62-61 Mar 5 (GASO)	GSU 83-62 GSU 88-74	UTA 84-69 ULL 81-70	ULM 76-73 UTA 61-57	UTA 99-87 USA 97-91	-	UTA 66-55 UTA 70-61	TROY 71-66 TROY 55-54
	APP 68-64 APP 64-53	TXST 77-74 UALR 69-61	TXST 78-73 TXST 70-60	GASO 40-36 GASO 45-43	TXST 77-74 GSU 53-41	ULL 72-63 ULL 64-42	ULM 62-59 Mar 7 (ULM)	TXST 82-71 TXST 63-43	UTA 66-55 UTA 70-61	-	TXST 57-46 TXST 67-61
	APP 69-64 APP 65-62	UALR 73-65 UALR 63-58	ASU 64-55 TROY 69-64	TROY 75-71 TROY 65-62	GSU 77-72 GSU 75-64	ULL 91-64 ULL 84-80	ULM 63-54 ULM 58-55	USA 71-67 Mar 7 (USA)	TROY 71-66 TROY 55-54	TXST 57-46 TXST 67-61	-

BOLD in each cell indicates home game for team in column header

Today's games in gray box

FOR STARTERS

	1	2	3	4	5	Record
>>	Golden	Foster	Gardner	Livingston	Downs	0-2
>>	Hardwick	Golden	Gardner	Livingston	Downs	2-3
>>	Hardwick	Golden	Gardner	Livingston	Bocoum	4-5
>>	Hardwick	Golden	Gardner	Livingston	Waters	3-3
>>	Golden	Foster	Gardner	Livingston	Bocoum	0-2
>>	Golden	Foster	Dure	Livingston	Bocoum	2-0
>>	Golden	Foster	Dure	Livingston	Downs	0-1

2014-15 Season Margin of Victory/Defeat																																
Margin	1	2	3	4	5	6	7	8	9	10	11	12	13	14	15	16	17	18	19	20	21	22	23	24	25	25+	30+	35+				
Victory	1	2	1	-	2	-	-	-	3	-	-	-	-	1	-	-	-	1	-	-	-	-	-	-	-	1	-	-				
Defeat	1	1	-	-	3	1	-	1	1	2	-	1	1	-	-	-	-	-	-	-	1	-	-	-	-	1	-	2				
Under Head Coach John Brady (Since 2008-09)																																
Margin	1	2	3	4	5	6	7	8	9	10	11	12	13	14	15	16	17	18	19	20	21	22	23	24	25	25+	30+	35+				
Victory	5	8	7	3	6	6	4	7	7	3	2	4	2	7	4	3	4	3	2	1	-	-	1	5	3	4	1	9				
Defeat	7	7	7	7	9	4	15	4	5	3	2	3	6	2	4	-	-	1	4	1	1	1	2	2	-	4	2	4				

PLAYER MILESTONES

SEA - Season **CAR** - Career
* Game leaders includes ties

Athletics Media Relations

ARKANSAS STATE UNIVERSITY

P.O. Box 1000

State University, Ark. 72467

Telephone – (870) 972-2541, Fax – (870) 972-

3367, Press Row – (870) 972-2541

Athletics Website – AStateRedWolves.com

MBB Contact – Mark Taylor,

Assistant Athletics Media Relations Director

(870) 219-5705 / martaylor@astate.edu

Jerry Scott, Assistant Athletics Director/

Athletics Media Relations Director

(870) 972-3405 / jscott@astate.edu

Chris Graddy,

Assistant Athletics Media Relations Director

(870) 972-2707 / cgraddy@astate.edu

MEDIA INFORMATION

CREDENTIALS

Working press credentials can be requested by contacting Mark Taylor at (870) 972-3547 or via email at martaylor@astate.edu. Full season and single-game credentials will be mailed whenever possible. If not, they will be left at the Media Will Call table located on the lower level to the left of the green entrance of the A-State Convocation Center.

MEDIA ROOM

Enter the media room from the lower level, beneath the blue portal. Please do not attempt to access the media room from the entrance beneath the yellow portal. Game notes, flipcards and refreshments will be provided to credentialed media.

POST-GAME INTERVIEWS

The A-State locker room is closed to all media members. Head coach John Brady and requested assistant coaches and players will be available for interviews following a brief cooling off period. At A-State's home games, all post-game coach and player interviews will be in the media room.

PRACTICE COVERAGE

A-State men's basketball practices are closed to the media with the exception of the last 10 minutes of practice. Players and coaches are available for interviews following practice. Please contact Mark Taylor in the A-State Athletics Media Relations office prior to practice to arrange interviews. Please be respectful during practice, no food or loud conversation and silence your cell phones.

BASKETBALL GAME NOTES/RELEASES

All Red Wolves men's basketball game notes can be obtained as a PDF document via the A-State Athletics official website at AStateRedWolves.com. To be added to the email broadcast for men's basketball releases, contact Mark Taylor in the A-State Athletics Media Relations office at martaylor@astate.edu. Game notes will be made available at least 24 hours prior to the next scheduled A-State men's basketball game and a post-game recap will be distributed within two hours following a game's conclusion.

HEAD COACH JOHN BRADY



A proven winner in the collegiate coaching ranks, John Brady's vision of taking the Arkansas State men's basketball program to the highest competitive level nationally has made the two entities a perfect match.

Brady has certainly become accustomed to success throughout his distinguished coaching career as evidenced by a Final Four appearance and 380 career

victories.

The past two seasons (2012-13 and 2013-14) clearly illustrate Brady's success as A-State has compiled back-to-back 19-win seasons to represent the Red Wolves' most single-season victories since 1997-98 campaign. The 2012-13 team posted a 19-12 overall mark and claimed a Sun Belt Conference (SBC) West Division Championship title while the 2013-14 squad registered a 19-13 overall record.

A new era in A-State men's basketball history began on March 19, 2008 when Brady was announced as the Red Wolves' 15th head coach in the program's history.

Brady has wasted little time making a positive impact on the A-State program as in his initial three years at the helm, he turned the Red Wolves into a success story on the court by capturing a share of the Sun Belt Conference's Western Division Championship title in 2010-11 along with compiling double-digit SBC wins back-to-back for the first time in nearly 20 years and going 13-0 at home.

During his first season with the Red Wolves, Brady helped lead A-State to one of the best starts in program history and achieved the No. 22 ranking on Collegeinsider.com's Top 25 poll.

Brady would take the Red Wolves a step further in his second season (2009-10), improving their record to 17-14 while making a Sun Belt Conference Tournament Semifinal appearance and finishing second in the SBC's West Division. For his efforts, Brady was named Sun Belt Coach of the Year and the District VII Coach of the Year by the USBWA.

For the 2009-10 season, A-State registered an 11-7 SBC record which signified its best conference mark since the 2006-07 campaign when A-State achieved an identical league mark. A-State's 11 wins represented the seventh time in which the Red Wolves compiled a double-digit league victories total since joining the Sun Belt. A-State would then duplicate its SBC wins in the 2010-11 season by finishing with an 11-5 conference ledger.

Prior to Arkansas State, Brady spent 10-plus seasons serving as LSU's head coach. During his tenure at the school, Brady guided the Tigers to six post-season berths, two Southeastern Conference (SEC) Championship crowns and three SEC Western Division titles. With his success, Brady was tabbed as the SEC Coach of the Year twice (1999-00 and 2005-06).

Brady's 16-year tenure as a head coach at both LSU and Samford in Birmingham, Alabama, has been decorated with achievements. He has coached a combined 25 All-TAAC and SEC selections, 48 academic all-conference choices, posted 11 winning seasons and collected five division championships. Brady compiled up the third most wins in LSU history with 192 and left Samford after the 1996-97 season as the Bulldog's all-time leader in coaching victories (89) as well.

Brady quickly turned around an LSU's men's basketball program that had suffered four consecutive losing seasons prior to his arrival, leading the Tigers to a 28-6 record, an SEC Championship and an NCAA Sweet 16 appearance in just his third season (1999-00) at the helm. Under Brady's direction, the Tigers recorded six consecutive winning seasons from 2001-02 to 2006-07 while making three trips to the NCAA Tournament and two more to the NIT. The 2005-06 campaign saw LSU post a 27-9 overall record and advance to the Final Four for the first time in 20 years.

Not only did Brady coach the Tigers to 23 wins versus ranked opponents, he also led them to victories over two teams ranked No. 1 in the Associated Press Poll (Arizona in 2002-03 and Duke in 2005-06).

Additionally, he orchestrated a 19-game home winning streak over SEC opponents, the third longest stretch in LSU history.

While at LSU, Brady coached two NBA Lottery picks and six current NBA players. The Tigers signed nine Parade All-Americans and four McDonald All-Americans under Brady, who also coached three SEC Players of the Year, four players named SEC Freshman of the Year, one SEC Scholar-Athlete of the Year and 17 All-SEC selections.

Prior to taking over the reigns at LSU, Brady served as Samford's head coach from 1991-92 through 1996-97. He quickly turned around a Samford program, which was coming off six straight losing seasons, by guiding the Bulldogs to a 17-10 overall record in just his second season. Brady went on to lead Samford to three consecutive winning seasons (1995-97) for the first time since 1982-84, culminating in a 19-9 overall record and division crown in 1997. SU placed first in the Trans America Athletic Conference's (TAAC) West Division in each of Brady's final two seasons for the first time in program history.

Brady's four winning seasons at Samford represented the first for any coach at the school. He directed SU to an 89-77 record after the Bulldogs went 27-83 the four seasons prior to his initial year. Brady coached eight All-TAAC and 14 Academic All-TAAC student-athletes over six seasons at Samford.

A native of McComb, Miss., native, Brady earned his bachelor's degree from Belhaven College in 1976. He was a three-year starter at BC and scored over 1,000 career points. Brady, a two-time All-Southern States Conference selection, was inducted into his alma mater's Hall of Fame.

Brady began his coaching career as a graduate assistant for the Mississippi State men's basketball program where he earned his master's degree from 1976-77. Brady took his first head coaching position in 1977 at Louisiana's Crowley High School and led the basketball squad to a 129-49 (.725) overall record in five seasons. He was honored as the 1981 Louisiana Sports Writers Association Class 3-A Coach of the Year.

Brady returned to the college coaching ranks in 1982 as an assistant coach at Mississippi State. He spent eight years with the Bulldogs, the first four seasons under coach Bob Hoyt and the proceeding four as a chief recruiter for coach Richard Williams. Following his tenure at MSU, Brady returned to Louisiana to serve as an assistant coach at the University of New Orleans. Brady helped lead UNO to a NCAA Tournament berth in his only season with the Privateers.

BRADY'S YEAR-BY-YEAR AT A-STATE

SEASON	OVERALL			CONFERENCE			FINISH
	W	L	Pct.	W	L	Pct.	
2008-09	13	17	.434	5	13	.278	7th-West
2009-10	17	14	.548	11	7	.611	2nd-West
2010-11	17	15	.531	11	5	.687	WD Champs
2011-12	14	20	.412	6	10	.375	5th-West
2012-13	19	12	.633	12	8	.600	WD Champs
2013-14	19	13	.594	10	8	.556	4th
2014-15	11	16	.407	6	12	.333	
TOTALS	110	107	.507	61	63	.492	

WD – West Division Champions

BRADY'S A-STATE RECORD BREAKDOWN

MONTH	OVERALL	HOME	AWAY	NEUTRAL
NOVEMBER	18-18	10-4	8-10	0-4
DECEMBER	31-21	21-5	10-16	0-0
JANUARY	31-31	22-11	9-20	0-0
FEBRUARY	24-27	17-6	7-21	0-0
MARCH	6-10	1-2	0-3	5-5

CAREER TOTAL – 110-107

HOME – 71-28;

AWAY – 34-70;

NEUTRAL – 5-9

THE LAST TIME

A TEAM SCORED 100+ POINTS IN A GAME

A-State116 vs UALR (W 116-114 4OT), 3-14-14
Opp.114 by UALR (W, 116-114 4OT), 3-14-14

A TEAM SCORED 50 OR FEWER POINTS IN A GAME

A-State43 at Georgia State (L 43-74), 1-31-15
Opp.50 by Appalachian State (W 59-50), 1-15-15

A TEAM SCORED 90+ POINTS IN CONVOCATION CENTER

A-State95 vs Belhaven (W 95-68), 12-6-14
Opp.98 by Troy (L 84-98), 2-1-14

A TEAM SCORED 60 OR FEWER POINTS IN CONVOCATION CENTER

A-State58 vs Lamar (L 58-63), 11-25-14
Opp.60 by Georgia State (L 54-60), 1-19-15

A TEAM SCORED 90 POINTS IN A LOSS

A-State93 at Jacksonville (L 93-101), 1-22-96
Opp.111 by UALR (W, 116-114 4OT), 3-14-14

A TEAM SCORED 60 OR FEWER POINTS IN A VICTORY

A-State59 at Appalachian State (W 59-50), 1-15-15
Opp.60 by Georgia State (L 54-60), 1-19-15

A TEAM HAD 5+ PLAYERS SCORE IN DOUBLE FIGURES

A-StateTownsel (32), Van Slyke (24), Reed (23), Johnson III (19), Washington (11)
.....vs UALR (W 116-114 4OT), 3-4-14
Opp.Isler (25), White (20), Hagins (17), Smith (14), Isom (14), Hill (12)
.....by UALR (W 116-114 4OT), 3-4-14

A TEAM WON A GAME BY 25+ POINTS

A-State27 vs Belhaven (W 95-68), 12-6-14
Opp.31 by Georgia State (L, 43-74), 1-31-15

A TEAM WON A GAME BY 50+ POINTS

A-State81 vs Central Baptist (W 120-39), 12-28-10
Opp.52 by Saint Louis (L 38-90), 00-00-47

A TEAM WON AN OVERTIME GAME

A-State78-73 vs Texas State, 1-17-15
Opp.76-79 vs Georgia State, 3-4-14

A TEAM WON A 2+ OVERTIME GAME

A-State116-114 (4OT) vs UALR, 3-14-14
Opp.77-82 (2OT) at Western Kentucky, 1-18-14

A TEAM SHOT 60% FG IN A GAME

A-State60.0 (27-45) at ULM, 2-16-13
Opp.62.5% (35-56) by Lamar, 11-30-13

A TEAM SHOT 30% OR WORSE FG IN A GAME

A-State20.4% (10-49) at Georgia State, 1-31-15
Opp.29.3 (17-58) by Appalachian State, 1-15-15

A TEAM MADE 12+ 3-POINT FG IN A GAME

A-State13 vs Belhaven, 12-6-14
Opp.14 by Troy, 1-9-14

A TEAM DID NOT MAKE A 3-POINT FG IN A GAME

A-Statevs North Texas (0-8), 2-24-11
Opp.Florida Atlantic (0-10), 1-26-13

A TEAM SHOT 60% 3-POINT FG IN A GAME (MIN. 10)

A-State63.6% (14-22) at Texas State, 1-4-14
Opp.61.5% (8-13) by North Texas, 3-5-12

A TEAM MADE 30+ FREE THROWS IN A GAME

A-State33 (33-47) vs UALR, 3-14-14
Opp.34 (34-40) by UALR, 3-14-14

A TEAM MADE 5 OR FEWER FREE THROWS IN A GAME

A-State4 (4-6) vs Toledo, 12-17-13
Opp.5 (5-6) by ULM, 2-21-15

A TEAM ATTEMPTED 40+ FREE THROWS IN A GAME

A-State47 vs UALR, 3-14-14
Opp.40 by UALR, 3-14-14

A TEAM SHOT 90% OR BETTER FREE THROWS IN A GAME

A-State92.9% (13-14) vs Appalachian State, 1-3-15
Opp.90.5% (19-21) by UALR, 3-1-14

A TEAM SHOT 40% OR WORSE FREE THROWS IN A GAME

A-State33.3% (6-18) at Louisville, 11-22-11
Opp.33.3% (5-15) by Georgia Southern, 2-12-15

A TEAM HAD 20+ OFFENSIVE REBOUNDS IN A GAME

A-State21 vs Austin Peay, 12-16-12
Opp.27 by UALR, 3-14-14

A TEAM HAD 5 OR FEWER OFFENSIVE REBOUNDS IN A GAME

A-State5 vs Georgia Southern, 1-8-15
Opp.4 by Texas State, 2-28-15

A TEAM HAD 30+ DEFENSIVE REBOUNDS IN A GAME

A-State30 at Georgia Southern, 2-12-15
Opp.35 by Georgia State, 1-31-15

A TEAM HAD 50+ TOTAL REBOUNDS IN A GAME

A-State52 vs UALR, 1-25-14
Opp.57 by UALR, 3-14-14

A TEAM HAD 25 OR FEWER TOTAL REBOUNDS IN A GAME

A-State24 vs Troy, 2-5-15
Opp.24 by Belhaven, 12-6-14

A TEAM OUT-REBOUNDED ITS OPPONENT BY 15+

A-State23 (47-24) vs Belhaven, 12-6-14
Opp.16 (24-40) vs Troy, 2-5-15

A TEAM HAD 20+ ASSISTS IN A GAME

A-State21 at Texas State, 1-4-14
Opp.20 by Louisiana-Lafayette, 1-22-15

A TEAM HAD 7 OR FEWER ASSISTS IN A GAME

A-State6 at Georgia State, 1-31-15
Opp.7 by South Alabama, 12-30-14

A TEAM COMMITTED 20+ TURNOVERS IN A GAME

A-State21 at Texas State, 2-28-15
Opp.20 by Troy, 2-5-15

A TEAM COMMITTED 7 OR FEWER TURNOVERS IN A GAME

A-State4 vs Lyon, 2-25-14
Opp.6 by UALR, 2-19-15

A TEAM HAD 15+ STEALS IN A GAME

A-State19 vs Austin Peay, 12-16-12
Opp.15 by Nebraska, 12-14-13

A TEAM DID NOT HAVE A STEAL IN A GAME

A-State0 vs Georgia State, 3-15-14
Opp.0 by Florida Atlantic, 1-26-13

A TEAM HAD 5+ BLOCKS IN A GAME

A-State5 vs ULM, 2-21-15
Opp.6 by South Alabama, 12-30-14

A TEAM DID NOT BLOCK A SHOT IN A GAME

A-State0 vs UT Martin, 11-17-14
Opp.0 by UALR, 1-29-14

A TEAM COMMITTED 30+ FOULS IN A GAME

A-State30 vs UALR, 3-2-13
Opp.33 by UALR, 3-14-14

A TEAM COMMITTED 10 OR FEWER FOULS IN A GAME

A-State7 vs ULM, 2-21-15
Opp.8 by Toledo, 12-17-13

A TEAM HAD TWO PLAYERS DISQUALIFIED

A-StateNouhoum Bocoum and Kelvin Downs at South Alabama, 12-30-14
Opp.Cameron Naylor and Ethan Montalvo (Texas State), 1-17-15

A TEAM SCORED 50+ POINTS IN A HALF

A-State57 vs Belhaven (2nd Half), 12-6-14
Opp.51 by Louisiana-Lafayette (1st Half), 1-22-15

A TEAM HAD 20 OR FEWER POINTS IN A HALF

A-State18 at Georgia State (1st Half), 1-31-15
Opp.14 by Troy (1st Half), 2-23-13

THE LAST TIME

A TEAM SHOT 60% OR BETTER FG IN A HALF

A-State61.5% (16-26) vs Texas State (2nd Half), 1-17-15
Opp.66.7% (16-24) by ULM (2nd Half), 1-5-15

A TEAM SHOT 20% OR WORSE FG IN A HALF

A-State19.2% (5-26) at Georgia State (2nd Half), 1-31-15
Opp.18.2% (6-33) by UALR (2nd Half), 1-25-14

A TEAM MADE 7+ 3-POINTERS IN A HALF

A-State7 (7-12) vs UT Arlington (1st Half), 2-26-15
Opp.10 (10-11) by Louisiana-Lafayette (2nd Half), 1-22-15

A TEAM MADE 15+ FREE THROWS IN A HALF

A-State18 (18-22) vs UT Arlington (2nd Half), 2-26-15
Opp.20 (20-24) by Georgia State (2nd Half), 1-31-15

A TEAM DID NOT MAKE A FREE THROW IN A HALF

A-State0 (0-0) at Western Kentucky (1st Half), 1-18-14
Opp.0 (0-0) by Georgia Southern (1st Half), 1-8-15

A TEAM DID NOT ATTEMPT A FREE THROW IN A HALF

A-State0 (0-0) at Western Kentucky (1st Half), 1-18-14
Opp.0 (0-0) by Georgia Southern (1st Half), 1-8-15

A PLAYER SCORED 30+ POINTS IN A GAME

A-State31 by Anthony Livingston vs UT Arlington, 2-26-15
Opp.30 by Manny Atkins (Georgia State), 3-4-14

A PLAYER SHOT 80% OR BETTER FG IN A GAME (MIN 5 ATT.)

A-State90.0% (9-10) by Frederic Dure vs ULM, 2-21-15
Opp.83.3% (5-6) by Angel Matias (Georgia Southern), 2-12-15

A PLAYER MADE 7+ 3-POINTERS IN A GAME

A-State8 (8-9) by Sean Gardner vs Belhaven, 12-6-14
Opp.7 (7-9) by Tevin Calhoun (Troy), 1-9-14

A PLAYER MADE 12+ FREE THROWS IN A GAME

A-State13 (13-14) by Anthony Livingston vs UT Arlington, 2-26-15
Opp.12 (12-12) by R.J. Hunter (Georgia State), 1-19-15

A PLAYER HAD 7+ OFFENSIVE REBOUNDS IN A GAME

A-State7 by Brandon Peterson vs Troy, 3-30-13
Opp.9 by Kevin Thomas (Troy), 1-24-15

A PLAYER HAD 15+ DEFENSIVE REBOUNDS IN A GAME

A-State15 by Anthony Livingston vs Marshall, 12-20-14
Opp.15 by George Odufuwa (North Texas), 1-22-11

A PLAYER HAD 15+ TOTAL REBOUNDS IN A GAME

A-State15 by Anthony Livingston vs UT Arlington, 2-26-15
Opp.16 by Shawn Long (UL-Lafayette), 1-12-13

A PLAYER HAD 10+ ASSISTS IN A GAME

A-State15 by PJ Hardwick vs Appalachian State, 1-3-15
Opp.10 by Josh Hagins (UALR), 3-1-14

A PLAYER HAD 7+ TURNOVERS IN A GAME

A-State7 by Ed Townsel at Louisville, 11-22-11
Opp.7 by JAYON JAMES (ULM), 1-19-13

A PLAYER HAD 5+ BLOCKS IN A GAME

A-State5 by Anthony Livingston at Appalachian State, 1-15-15
Opp.5 by Dionte Ferguson (South Alabama), 12-30-14

A PLAYER HAD 5+ STEALS IN A GAME

A-State5 by Cameron Golden at Central Arkansas, 12-1-14
Opp.5 by R.J. Hunter (Georgia State), 1-31-15

A PLAYER PLAYED ALL 40 MINUTES IN REGULATION

A-StateAnthony Livingston at Texas State, 2-28-15
Opp.Tylor Ongwae and Nick Coppola (ULM), 2-21-15

SCORING BREAKDOWN (A-STATE/OPPONENT)

Opponent	In Paint	Margin	Off TO	Margin	2nd CH	Margin	Fast Break	Margin	Bench	Margin	Total RBS	Margin	Big Lead	Big Deficit
UT Martin	22 / 34	-12	10 / 22	-12	2 / 17	-15	0 / 8	-8	0 / 13	-13	27 / 30	-3	19	5
Lamar	20 / 36	-16	16 / 17	-1	14 / 6	+8	4 / 8	-4	8 / 23	-15	32 / 32	0	5	8
at Central Arkansas	34 / 18	+16	20 / 13	+7	12 / 8	+4	4 / 4	0	19 / 14	+5	37 / 36	+1	20	--
Belhaven	36 / 14	+22	13 / 11	+2	16 / 7	+9	4 / 6	-2	20 / 12	+8	47 / 24	+23	27	--
at Purdue	24 / 38	-14	5 / 15	-10	9 / 13	-4	2 / 8	-6	15 / 47	-32	31 / 41	-10	--	41
at Toledo	18 / 22	-4	7 / 10	-3	13 / 12	+1	2 / 2	0	11 / 11	0	35 / 34	+1	14	8
at Mississippi State	24 / 28	-4	8 / 9	-1	6 / 12	-6	2 / 6	-4	4 / 40	-36	39 / 33	+6	14	3
Marshall	18 / 14	+4	13 / 14	-1	2 / 15	-13	4 / 0	+4	10 / 21	-11	49 / 43	+6	10	12
at Niagara	30 / 30	0	16 / 12	+4	4 / 7	-3	11 / 2	+9	6 / 24	-18	35 / 34	+1	5	9
at South Alabama	28 / 34	-6	14 / 8	+6	12 / 15	-3	0 / 6	-6	2 / 2	0	41 / 45	-4	5	11
Appalachian State	32 / 38	-6	8 / 14	-6	11 / 12	-1	6 / 4	+2	12 / 25	-13	34 / 39	-5	14	6
at ULM	24 / 42	-18	9 / 9	0	9 / 10	-1	2 / 2	0	7 / 21	-14	30 / 32	-2	--	13
Georgia Southern	26 / 22	+4	18 / 12	+6	3 / 5	-2	8 / 6	+2	10 / 23	-13	24 / 43	-19	1	24
at UT Arlington	16 / 34	-18	10 / 13	-3	12 / 13	-1	3 / 11	-8	12 / 37	-25	32 / 41	-9	--	33
at Appalachian State	26 / 22	+6	16 / 11	+5	2 / 9	-7	2 / 6	-4	2 / 19	-17	41 / 43	-2	15	6
Texas State	32 / 16	+16	15 / 16	-1	17 / 10	+7	0 / 0	0	19 / 25	-6	41 / 39	+2	6	9
Georgia State	8 / 24	-16	13 / 11	+2	12 / 16	-4	0 / 4	-4	3 / 11	-8	32 / 41	-9	1	10
at Louisiana-Lafayette	24 / 34	-10	12 / 17	-5	11 / 15	-4	4 / 6	-2	21 / 50	-29	29 / 41	-12	2	38
at Troy	26 / 24	+2	16 / 12	+4	8 / 12	-4	6 / 4	+2	17 / 10	+7	40 / 43	-3	11	11
UALR	22 / 28	-6	12 / 24	-12	14 / 10	+4	4 / 6	-2	20 / 23	-3	39 / 28	+11	13	14
at Georgia State	10 / 46	-36	4 / 18	-14	3 / 10	-7	2 / 22	-20	11 / 21	-10	27 / 43	-16	--	33
Troy	26 / 30	-4	26 / 16	+10	8 / 18	-10	0 / 0	0	8 / 8	0	24 / 40	-16	1	20
at Georgia Southern	28 / 34	-6	5 / 16	-11	17 / 4	+13	0 / 6	-6	2 / 20	-18	45 / 35	+10	5	12
at UALR	24 / 18	+6	6 / 18	-12	11 / 12	-1	0 / 6	-6	12 / 12	0	35 / 30	+5	--	13
ULM	30 / 20	+10	14 / 3	+11	13 / 18	-5	4 / 0	+4	14 / 10	+4	38 / 39	-1	11	10
UT Arlington	20 / 40	-20	16 / 20	-4	17 / 7	+10	2 / 14	-12	13 / 16	-3	43 / 34	+9	15	5
at Texas State	22 / 20	+2	6 / 32	-26	16 / 3	+13	2 / 4	-2	17 / 25	-8	37 / 27	+10	-	17
South Alabama														
Louisiana-Lafayette														
Total	650 / 760	-110	328 / 393	-65	264 / 296	-32	78 / 151	-73	295 / 563	-268	964 / 990	-26	27	41

ALL-TIME SERIES RESULTS VS. CURRENT SUN BELT TEAMS

Appalachian State 2-2			
H: 1-1	A: 1-1	N: 0-0	
01/15/2015.....A	W	59-50	
01/03/2015.....H	L	73-74	
12/07/1991.....A	L	74-85	
11/24/1990.....H	W	91-69	

UALR 49-32			
H: 29-11	A: 17-19	N: 3-2	

02/19/2015.....A	L	57-70
01/29/2015.....H	L	65-75
03/14/2014.....N	W(4OT)	116-114
03/01/2014.....A	L	67-74
01/25/2014.....H	W	77-49
03/02/2013.....A	L	71-78
02/14/2013.....H	W	86-62
02/25/2012.....A	L	60-62
01/14/2012.....H	L	62-63
03/06/2011.....N	L	52-59
02/26/2011.....H	W	71-63
01/29/2011.....A	W	75-64
03/06/2010.....N	W	89-82
02/04/2010.....A	L	77-79
12/20/2009.....H	W	69-61
02/12/2009.....H	L	57-58
12/20/2008.....A	L	59-65
02/21/2008.....A	L	52-82
01/05/2008.....H	W	77-62
02/24/2007.....A	W^	61-55
01/11/2007.....H	W^	77-51
01/28/2006.....H	W^	78-66
01/09/2006.....A	W^	74-70
02/10/2005.....H	L	67-73
01/27/2005.....A	W	78-64
03/06/2004.....N	L(OT)	78-83
01/31/2004.....H	W	57-56
01/10/2004.....A	L	65-75
02/03/2003.....H	W	86-76
01/25/2003.....A	L	70-77
02/02/2002.....A	L	63-65
01/10/2002.....H	L	58-78
02/24/2001.....H	L	85-94
01/18/2001.....A	L	50-53
02/19/2000.....H	W	93-85
02/05/2000.....A	W	85-69
02/13/1999.....A	W	74-55
01/16/1999.....H	W	84-64
02/14/1998.....H	W	76-65
01/10/1998.....A	W	75-61
02/15/1997.....H	L	81-87
02/01/1997.....A	L	66-70
02/03/1996.....H	L	63-84
12/30/1995.....A	L	68-95
02/11/1995.....H	L	56-88
01/28/1995.....A	L	64-66
02/12/1994.....A	W	64-63
01/29/1994.....H	W	66-54
03/07/1993.....N	W	74-60
02/06/1993.....H	W	82-53
01/02/1993.....A	L	64-76
03/06/1992.....N	L	45-46
12/21/1991.....A	W	82-79
11/30/1991.....H	W	65-60
12/29/1990.....H	W	73-60
11/26/1990.....A	L	56-59
12/29/1988.....N	L	55-59
02/11/1985.....H	W	67-54
12/17/1983.....H	W	71-54
12/10/1983.....A	L	49-55
01/13/1983.....A	L	58-61
12/06/1983.....H	W(OT)	55-54
01/12/1981.....H	W	68-64
12/01/1980.....A	L(OT)	55-59
01/10/1980.....H	W	78-76
12/13/1980.....A	W	63-58
01/15/1979.....A	W(OT)	89-87
11/27/1978.....H	W	72-52
1936-37.....W	W	28-16
1936-37.....W	W	31-13

1935-36.....W	60-18
1935-36.....W	42-21
1934-35.....W	40-33
1934-35.....W	34-29
1933-34.....W	33-22
1933-34.....W	61-31
1932-33.....W	54-34
1932-33.....W	63-34
1931-32.....W	52-27
1931-32.....W	54-33
1927-28.....W	36-22

^ - Vacated wins by NCAA

GEORGIA STATE 1-6			
H: 0-3	A: 1-2	N: 0-1	

01/31/2015.....A	L	43-74
01/19/2015.....H	L	54-60
03/15/2014.....N	L	45-72
03/04/2014.....H	L(OT)	76-79
01/16/2014.....A	L	72-73
12/19/1995.....A	W	74-67
12/09/1995.....H	L	57-72

GEORGIA SOUTHERN 3-6			
H: 2-3	A: 1-3	N: 0-0	

02/12/2015.....A	L	60-65
01/08/2015.....H	L	61-73
12/17/2005.....H	L	71-82
12/15/2004.....A	L	70-85
02/26/1976.....A	L	82-89
12/02/1975.....H	W	72-6
01/13/1975.....H	W	90-70
12/02/1974.....A	W	74-72
12/04/1971.....H	L	79-85

LOUISIANA 23-47			
H: 15-28	A: 8-27	N: 0-3	

01/22/2015.....A	L	59-96
03/08/2014.....H	L	76-77
02/15/2014.....A	L	67-85
01/12/2013.....A	L	56-61
12/27/2012.....H	W	87-70
02/11/2012.....A	L(OT)	65-68
01/21/2012.....H	W	79-74
02/17/2011.....A	L	61-64
01/13/2011.....H	W	74-65
02/18/2010.....A	L	54-56
01/28/2010.....H	W	62-60
02/14/2009.....A	L	50-54
02/16/2008.....H	L	59-65
01/03/2008.....A	L	63-73
02/08/2007.....H	L	70-76
12/17/2006.....A	W	73-63
02/23/2006.....A	L	65-71
02/24/2005.....H	W	86-80
02/26/2004.....A	L	62-82
02/20/2003.....H	W	84-72
03/02/2002.....N	L	59-74
02/14/2002.....A	L	50-53
02/03/2001.....A	W	82-80
02/12/2000.....H	L	75-79
01/20/2000.....A	L	73-87
02/11/1999.....H	W	84-66
01/09/1999.....A	L	85-91
02/23/1998.....H	L	80-83
01/29/1998.....A	L	79-93
01/23/1997.....H	W	88-84
01/02/1997.....A	L	80-86
01/27/1996.....H	W	77-71
01/11/1996.....A	L	82-96
02/20/1995.....A	W	63-60
02/09/1995.....H	L	50-54
01/27/1994.....A	L	69-72
01/20/1994.....H	W	73-68
02/27/1993.....A	W	60-59
02/10/1993.....H	L	69-71
01/29/1992.....H	W	78-57
01/09/1992.....A	L	49-65
02/09/1991.....A	W	81-63

01/12/1991.....H	W	68-63
03/02/1990.....N	L	69-83
02/24/1990.....H	L	87-105
02/03/1990.....A	L	72-73
02/23/1989.....A	L	76-79
02/02/1989.....H	W	81-65
01/23/1988.....H	L(OT)	62-66
01/02/1988.....A	W	75-63
02/25/1982.....A	L	70-81
02/08/1982.....H	L	54-62
03/03/1981.....N	L	73-91
02/28/1981.....H	L	82-84
02/09/1981.....A	L	54-70
02/18/1980.....H	L	54-56
02/02/1980.....A	W	87-72
02/24/1979.....H	W	89-79
02/10/1979.....A	L	82-89
03/04/1978.....H	L	42-45
01/28/1978.....A	L	64-78
02/26/1977.....H	L	60-79
02/07/1977.....A	L	67-69
02/23/1976.....A	L	71-78
02/05/1976.....H	L	84-86
02/19/1973.....A	L	78-109
01/22/1973.....H	L	106-119
02/03/1972.....H	W	87-73
12/11/1965.....H	W	78-75
02/17/1964.....A	L	78-82

ULM 34-23			
H: 24-4	A: 8-18	N: 2-1	

02/21/2015.....H	W	70-68
01/05/2015.....A	L	61-70
03/06/2014.....H	W	64-58
01/30/2014.....A	L	65-72
02/16/2013.....A	W	87-54
01/19/2013.....H	W	63-39
02/02/2012.....H	W	72-64
12/31/2011.....A	W	65-63
02/10/2011.....A	W	85-66
01/27/2011.....H	W	62-61
02/15/2010.....H	W	69-52
02/28/2009.....A	L	63-64
01/15/2009.....H	W	65-62
02/28/2008.....H	W	75-64
01/12/2008.....H	W	89-82
02/17/2007.....H	W^	76-68
01/04/2007.....A	L	69-77
12/04/1992.....N	W	79-72
03/18/1988.....H	W	70-59
03/03/1987.....N	W	81-60
02/12/1987.....A	L	53-58
01/15/1987.....H	W	62-60
02/13/1986.....H	W	72-60
1/16/1986.....A	L	51-78
03/05/1985.....N	L	62-70
02/21/1985.....H	W	61-56
01/26/1985.....A	L	54-66
02/16/1984.....A	L	54-58
01/21/1984.....H	L	45-46
02/17/1983.....H	W	70-68
01/22/1983.....A	W	53-52
12/09/1978.....A	L	67-87
02/16/1978.....H	L	58-65
01/22/1977.....A	W	79-78
01/08/1977.....H	L	65-70
01/17/1976.....A	L	65-86
12/20/1975.....H	W(OT)	93-90
02/24/1975.....A	L	73-85
02/01/1975.....H	W	91-74
02/21/1974.....H	L	90-94
02/04/1974.....A	W	72-71
01/05/1963.....A	L	75-88
12/19/1962.....H	W	67-60
02/14/1962.....A	L	73-87
12/16/1961.....H	W	76-72
01/06/1961.....A	L	66-76
12/19/1960.....H	W	77-56
01/04/1960.....A	W	53-52
12/21/1959.....H	W	68-66

01/05/1959.....A	L	72-86
12/20/1958.....H	W	70-58
01/06/1958.....A	L	61-76
12/21/1957.....H	W	81-50
01/28/1956.....H	W	86-69
01/07/1956.....A	L	70-97
00/00/1955.....H	W	94-77
00/00/1955.....A	L	91-104
1 - NIT		
^ - Vacated Wins by NCAA		

SOUTH ALABAMA 22-17			
H: 14-4	A: 7-12	N: 1-1	

12/30/2014.....A	W(OT)	63-60
02/13/2014.....A	W	85-61
01/11/2014.....H	W	72-60
00/31/2013.....H	W	74-62
12/29/2012.....A	W	63-54
02/09/2012.....A	L	57-74
12/30/2010.....H	W	69-57
01/09/2010.....A	W	69-63
01/17/2009.....H	L	67-74
02/07/2008.....A	L	58-81
02/11/2007.....A	L	67-85
12/28/2006.....H	L	78-91
02/02/2006.....A	L	69-78
01/06/2005.....H	W	83-58
02/07/2004.....A	W	56-54
02/01/2003.....H	W	83-63
01/12/2002.....A	W	74-68
03/05/2001.....N	L	53-76
01/06/2001.....H	W	64-63
01/29/2000.....H	W(OT)	84-76
01/08/2000.....A	L	53-56
02/18/1999.....H	W	69-67
02/02/1999.....A	L	73-79
01/17/1998.....A	L	68-78
12/28/1997.....H	W(OT)	82-66
01/25/1997.....H	L	68-79
01/04/1997.....A	L	53-72
02/15/1996.....H	W	62-54
01/18/1996.....A	L	52-55
03/03/1995.....N	W	96-83
02/02/1995.....A	W	77-65
01/14/1995.....H	L	78-84
01/23/1994.....A	L	59-73
01/15/1994.....H	W	73-60
02/01/1993.....A	L	59-78
01/09/1993.....H	W	76-61
02/01/1992.....H	W	63-60
02/13/1971.....H	W	76-59
12/07/1970.....A	L	59-69

TEXAS STATE 3-1			
H: 2-0	A: 1-1	N: 0-0	

02/28/2015.....A	L	60-70
01/17/2015.....H	W(OT)	78-73
02/22/2014.....H	W	73-68
01/04/2014.....A	W	74-69

UT ARLINGTON 39-14			
H: 23-4	A: 15-10	N: 1-0	

02/26/2015.....H	W	81-80
01/10/2015.....A	L	50-77
02/20/2014.....H	W	83-60
01/02/2014.....A	W	82-66
12/06/1997.....H	W	72-64
12/13/1986.....H	W	85-58
02/27/1986.....H	W	73-62
02/01/1986.....A	W	77-76
02/14/1985.....H	W	61-60
01/19/1985.....A	W	73-61
02/23/1984.....A	W	84-73
01/28/1984.....H	W	67-61
03/10/1983.....N	W	66-56
02/24/1983.....H	W	79-70
01/29/1983.....A	W	51-56
02/20/1982.....H	L(OT)	68-60
02/01/1982.....A	L	62-81

GAME 4

Official Basketball Box Score - Game Totals - Final Statistics
UT Martin vs Arkansas State
 11/17/14 7:55 p.m. at Jonesboro, Ark. (Convocation Center)

UT Martin 75 • 1-1

#	Player	Total	3-Ptr	Rebounds	FT-FTA	Off	Def	TP	A	To	Bk	Shl	Min		
30	HOWARD, Tywmond	9	1-5	2-4	3-5	3	2	5	2	23	3	2	0	1	37
11	TAYLOR, Myles	8	3-5	0-1	5-9	2	7	9	4	11	1	0	0	0	32
20	JOSEPH, Arkeem	8	2-3	0-0	0-2	1	0	1	1	4	0	1	0	0	15
01	ANDERSON, Alex	8	3-8	1-5	2-2	0	1	1	3	9	1	1	0	3	26
29	NEWELL, Marshun	8	5-12	4-5	1-2	2	2	4	2	15	1	4	1	0	30
00	OLDHAM, Dee	8	0-1	0-0	0-0	0	1	1	0	0	0	0	0	0	9
15	ROWE, Chandler	0	0-0	0-0	0-0	0	0	0	0	1	0	0	0	0	3
11	DURHAM, Terrence	0	0-0	0-0	0-0	0	0	0	0	0	0	0	0	0	3
34	SMITH, Deville	3	3-8	1-5	4-4	1	2	3	2	11	5	3	0	5	37
40	MARTINEZ, Javier	1	1-2	0-0	0-0	0	2	2	3	0	1	0	0	0	7
Team		26-55	8-20	15-24	12	18	30	18	75	11	12	0	11	200	
Totals		26-55	8-20	15-24	12	18	30	18	75	11	12	0	11	200	
FG % 1st half:		39	36.0%	2nd half:	39	36.0%	2nd half:	45	47.3%						Dreadlocks
FT % 1st half:		8	37.5%	2nd half:	8	37.5%	2nd half:	10	50.0%						Dreadlocks

FG % 1st Half: 9-25 36.0% 2nd half: 17-30 56.7% Game: 26-55 47.3%
 3FG % 1st Half: 3-8 37.5% 2nd half: 5-12 41.7% Game: 8-20 40.0%
 FT % 1st Half: 2-4 50.0% 2nd half: 13-20 65.0% Game: 15-24 62.5%

Arkansas State 73 • 1-0

#	Player	Total	3-Ptr			Reb			Def	Off	TP	A	To	Bk	Shl	Min	
		FG	FGA	FG%	FT	FTA	FT%										
14	Downs, Kelvin	3	4	0	2	2	0	1	1	4	8	0	1	0	0	23	
34	Livingston, Anthony	9	5	3	2	3	67	2	7	9	4	11	1	0	0	38	
01	Golden, Cameron	9	5	3	3	4	75	0	4	4	2	17	3	2	0	27	
12	Gardner, Sean	6	6	9	1	3	24	1	3	4	2	15	0	4	0	28	
11	Foster, C.J.	9	5	12	4	5	80	1	0	1	5	14	5	1	0	30	
00	Macklin, Dajion	0	0	1	0	0	0	0	0	0	0	0	0	0	0	3	
04	Pierre, Josh	0	0	0	0	0	0	0	1	1	0	0	0	0	0	3	
25	White, Ronnie	0	0	0	0	0	0	0	4	4	1	0	0	1	0	13	
33	Boucoun, Nouhoum	0	0	0	0	0	0	0	2	2	1	0	0	0	0	5	
	Team							0	1	1							
Totals		26-45	6-11	15-20	4	23	27	18	73	6	16	1	6	200			
FG % 1st half: 16-24		2nd half: 10-21		4th half: 10-21		Game: 26-45		57.8%		73		6		1		200	
FT % 1st half: 3-4		2nd half: 3-4		4th half: 3-4		Game: 26-45		75.0%		11		1		0		38	
TP % 1st half: 4-7		2nd half: 1-12		4th half: 84.6%		Game: 26-45		75.0%		2		17		3		27	
Off % 1st half: 4-7		2nd half: 1-12		4th half: 84.6%		Game: 26-45		75.0%		2		17		3		27	
Def % 1st half: 4-7		2nd half: 1-12		4th half: 84.6%		Game: 26-45		75.0%		2		17		3		27	
Reb % 1st half: 4-7		2nd half: 1-12		4th half: 84.6%		Game: 26-45		75.0%		2		17		3		27	
A % 1st half: 4-7		2nd half: 1-12		4th half: 84.6%		Game: 26-45		75.0%		2		17		3		27	
To % 1st half: 4-7		2nd half: 1-12		4th half: 84.6%		Game: 26-45		75.0%		2		17		3		27	
Bk % 1st half: 4-7		2nd half: 1-12		4th half: 84.6%		Game: 26-45		75.0%		2		17		3		27	
Shl % 1st half: 4-7		2nd half: 1-12		4th half: 84.6%		Game: 26-45		75.0%		2		17		3		27	
Min % 1st half: 4-7		2nd half: 1-12		4th half: 84.6%		Game: 26-45		75.0%		2		17		3		27	

FG % 1st Half: 16-24 66.7% 2nd half: 10-21 47.6% Game: 26-45 57.8%
 3FG % 1st Half: 3-4 75.0% 2nd half: 3-7 42.9% Game: 6-11 54.5%
 FT % 1st Half: 4-7 57.1% 2nd half: 13-20 65.0% Game: 15-24 62.5%

Officials: Paul Sroka, Todd Austin, Brad Gaston
 Technical Fouls: UT Martin-None, Arkansas State-None.
 Attendance: 1517

Score by periods	1st	2nd	Total
UT Martin	23	52	75
Arkansas State	39	34	73

Points in the Paint: 24 32 56
 Fouls: 18 20 38
 Largest lead: UT-M by 15 1st-00:18, ASU by 19 1st-00:25

Score tied - 3 times.
 Lead changed - 0 times.

GAME 4

Official Basketball Box Score - Game Totals - Final Statistics
Belhaven vs Arkansas State
 12/8/14 7:05 p.m. at Jonesboro, Ark. (Convocation Center)

Belhaven 68 • 3-11

#	Player	FG	3-PT	Rebounds	FT	A	To	Bk	Shl	Min				
		r	t	o	f	d								
02	Dela Mayers	7	7-13	0-0	5-13	1	2	3	19	1	2	0	0	30
01	Jordan Bedford	6	1-2	1-10	2-2	2	3	5	0	2	3	0	1	37
04	Datondrick Pinkston	9	1-2	0-0	0-0	1	2	3	5	2	3	0	1	30
10	Josh Carpenter	9	5-10	4-4	3-3	0	6	6	3	16	3	3	0	35
11	Jerral Dawson	5	5-11	4-10	0-0	0	2	2	1	14	2	1	4	37
02	Daluan Young	0	0-2	0-0	0-0	1	0	1	1	0	0	0	1	9
11	Dyous Jude	1	1-1	0-0	0-0	1	0	1	1	4	0	0	0	7
22	Demontre Stapleton	0	0-0	0-0	0-0	0	0	0	1	0	1	0	0	3
33	Kevin Davis	1	1-1	0-0	0-0	0	1	1	0	3	1	0	0	3
03	Kyle Patterson	0	0-0	0-0	0-0	0	0	0	0	0	0	0	0	3
34	Justin Washington	0	0-0	0-0	0-0	0	0	0	0	0	0	0	0	3
35	Jonathan Durham	2	4-4	1-2	0-0	0	0	0	5	0	1	0	0	3
Team						1	3	4						
Totals			23-56	11-30	11-19	6	18	24	15	68	13	11	3	7/200

FG % 1st Half: 8-28 28.6% 2nd half: 15-28 53.6% Game: 23-56 41.3%
 3FG % 1st Half: 6-17 35.3% 2nd half: 5-13 38.5% Game: 11-30 36.7%
 FT % 1st Half: 4-7 57.1% 2nd half: 12-22 54.5% Game: 11-19 57.9%

Arkansas State 95 • 2-2

#	Player	Total	3-Ptr	Rebounds	FT-FTA	Off Def Tot	PF	TP	A	To	Bk	Shl	Min
14	Downs, Kelvin	7	2-7	0-2	1-1	0 5 5	3	5	1	2	0	0	19
34	Livingston, Anthony	9	7-11	1-2	4-5	0 10 14	4	18	9	3	1	2	32
01	Golden, Cameron	9	5-15	1-2	5-5	1 0 1	1	18	7	0	0	2	34
05	Hardwick, PJ	9	2-6	0-0	1-1	4 2 6	1	7	3	0	0	1	37
12	Gardner, Sean	9	10-13	8-9	0-0	1 7 8	7	28	1	2	1	3	35
00	Macklin, Dajion	2	4-3	0-0	0-0	1 0 1	5	1	0	0	0	1	6
04	Pierre, Josh	0	0-0	0-0	0-0	0 0 0	0	0	0	0	0	0	3
11	Waters, Charles	2	3-5	0-0	0-0	1 2 3	1	6	0	0	0	1	15
13	Foster, C.J.	1	1-2	0-0	1-1	0 1 1	3	1	2	0	0	1	12
25	White, Ronnie	0	1-1	0-0	2-2	2 1 3	0	4	0	0	0	0	3
33	Boucoun, Nouhoum	1	4-1	0-0	0-0	2 2 4	1	2	0	0	0	0	5
Team		34-68	13-27	14-15	17	30 41 14	95	20	12	4	9	200	
Totals		34-68	13-27	14-15	17	30 41 14	95	20	12	4	9	200	

Total 1st Half: 15-38 39.5%

2nd half: 19-30 63.3%

Game 17: 30-48 50.0%

FG % 1st Half: 15-38 39.5% 2nd half: 19-30 63.3% Game: 34-68 60.0%
 3FG % 1st Half: 5-12 41.7% 2nd half: 8-15 53.3% Game: 13-27 48.1%
 FT % 1st Half: 3-3 100.0% 2nd half: 11-12 91.7% Game: 14-15 93.3%

Officials: Kevin Mathis, Hasabisa Briggs, Kyle Chambers
 Technical Fouls: Belhaven-None, Arkansas State-None.
 Attendance: 1406

Score by periods	1st	2nd	Total
Arkansas State	26	42	68
Belhaven	38	57	95

Points in the Paint: 26 42 68
 Fouls: 18 20 38
 Largest lead: ASU by 22 1st-00:14, ASU by 27 2nd-00:14

Score tied - 0 times.
 Lead changed - 0 times.

GAME 7

Official Basketball Box Score - Game Totals - Final Statistics
Arkansas State vs Mississippi State
 12/17/14 6 p.m. at Starkville, Miss (Jumpney Coliseum)

Arkansas State 69 • 3-4

#	Player	F	FG	FGA	FT	FTA	Off	Def	Tot	PF	TP	A	To	Bk	Shl	Min
34	Livingston, Anthony	9	3-5	0-2	2-6	1	6	7	8	1	3	1	3	1	1	34
33	Boucoun, Nouhoum	8	4-8	0-0	5-8	1	3	8	1	13	0	1	2	0	1	31
01	Golden, Cameron	9	6-13	3-7	0-1	0	2	2	5	15	4	2	0	1	0	36
05	Hardwick, PJ	9	1-2	0-0	0-0	0	6	1	7	3	0	0	0	0	0	29
12	Gardner, Sean	9	8-14	5-10	1-2	0	5	5	1	22	0	2	0	0	0	36
00	Macklin, Dajion	0	0-1	0-0	0-0	0	4	4	0	1	1	0	1	0	0	18
13	Foster, C.J.	0	0-0	0-0	0-0	0	1	1	3	4	1	0	1	0	1	13
14	Downs, Kelvin	2	2-3	0-0	0-0	2	2	4	3	4	0	0	2	0	0	15
Team		24	46	8-19	13-24	6	33	39	14	69	13	14	3	4	4	200
Totals		24	46	8-19	13-24	6	33	39	14	69	13	14	3	4	4	200

FG % 1st half:	14-28	50.0%	2nd half:	10-18	55.6%	Game:	44-82	52.2%	Deadball		
FG % 2nd half:	4-11	36.4%	FG % 1st half:	10-18	55.6%	FG % 2nd half:	4-11	36.4%	Deadball		
FT % 1st half:	3-8	37.5%	FT % 2nd half:	10-16	62.5%	FT % 1st half:	3-8	37.5%	FT % 2nd half:	10-16	62.5%

Mississippi State 55 - 5-4

FG % 1st Half: 14-28 50.0% 2nd half: 10-18 55.6% Game: 24-46 52.2%
 3FG % 1st Half: 4-11 36.4% 2nd half: 4-8 50.0% Game: 8-19 42.1%
 FT % 1st Half: 3-8 37.5% 2nd half: 10-16 62.5% Game: 13-24 54.2%

Mississippi State 55 • 4-4

20	Gavin Ware	9	1-5	0-0	2-2	2	2	4	0	4	0	1	0	17
13	Travis Daniels	9	0-3	0-1	0-0	2	2	0	0	0	0	0	0	9
01	Fred Thomas	9	2-9	0-4	0-0	0	3	1	4	0	1	0	0	27
03	Trivante Bloodman	9	1-5	0-0	2-2	1	0	1	4	1	0	0	0	15
22	Craig Woodard	9	1-6	1-3	0-1	0	1	1	2	3	0	1	0	21
08	Maurice Dunlap	0	0-0	0-0	0-0	0	0	0	0	0	0	0	0	15
02	Demetrius Houston	2	2-5	0-1	1-2	2	3	5	1	1	1	1	1	18
13	I.J. Ready	3	3-14	1-5	1-1	0	2	2	1	8	1	2	0	127
12	Fallou Nkoye	0	0-0	0-0	0-0	0	1	1	3	4	1	0	1	3
05	Roque Johnson	8	8-11	0-0	4-4	2	5	7	2	20	0	1	0	32
33	Oliver Black	0	0-0	0-0	0-0	0	4	4	2	0	1	1	0	9
Team		21-65	3-17	10-12	12	21	33	17	55	4	9	2	7	200
Totals		21-65	3-17	10-12	12	21	33	17	55	4	9	2	7	200

FG % 1st Half:	11-34	32.4%	2nd half:	10-31	32.3%	Game:	21-65	32.3%	Coachal	1.1
3PT % 1st Half:	1-7	14.3%	2nd half:	3-17	17.6%	Game:	3-17	17.6%		
FT % 1st Half:	4-4	100.0%	2nd half:	6-8	75.0%	Game:	10-12	83.3%		

Officials: Antonio Pettit, Ron Groover, Glendais Ploie

FG % 1st Half: 11-34 32.4% 2nd half: 10-31 32.3% Game: 21-65 32.3%
 3FG % 1st Half: 1-7 14.3% 2nd half: 10-20 50.0% Game: 3-17 17.6%
 FT % 1st Half: 4-4 100.0% 2nd half: 8-8 100.0% Game: 10-12 83.3%

Officials: Antonio Petty, Ron Grower, Olanide Ploie
 Technical Fouls: Arkansas State-None, Mississippi State-None.
 Attendance: 5390

Score by periods	1st	2nd	Total
Arkansas State	26	43	69
Mississippi State	27	28	55

Points in the Paint: 26 43 69
 Fouls: 18 20 38
 Largest lead: ASU by 14 2nd-00:19, MS by 3 1st-13:30

Score tied - 1 time.
 Lead changed - 2 times.

GAME 2

Official Basketball Box Score - Game Totals - Final Statistics
Lamar vs Arkansas State
 11/25/14 7:55 p.m. at Jonesboro, Ark. (Convocation Center)

Lamar 63 • 2-3

#	Player	Total	3-Ptr		Rebounds		FT		A		To	Bk	Shl	Min
		F	T	F	T	Off	Def	Tot	PF	TP				
05	de LaTubaudiere, T	9	5-6	0-0	2-2	2	2	5	7	4	12	0	0	31
20	Owens, Marcus	9	1-3	0-1	2-3	1	0	1	4	4	0	1	0	10
21	Wright, J	9	1-3	0-1	2-3	1	0	1	4	4	0	1	0	10
00	Holliday, Anthony	9	4-7	1-1	2-4	2	3	5	2	11	0	1	0	29
22	Mattingly, Preston	9	3-5	0-1	0-0	0	0	0	0	0	0	0	0	3
01	McGee, Kelly	9	1-1	0-0	0-0	0	0	0	0	0	0	0	0	3
04	Hancock, Matt	9	0-0	0-0	0-0	0	0	0	0	0	0	0	0	1
06	Holliday, Anthony	9	1-1	0-0	0-0	0	0	0	0	0	0	0	0	3
15	Bosha, Zion	9	3-11	2-9	0-1	1	4	5	3	8	1	0	0	31
23	Ross, Donovan	9	1-6	0-0	0-0	2	2	4	2	3	0	1	0	19
07	Sears, J	9	0-0	0-0	0-0	0	0	0	0	0	0	0	0	6
24	Jones, Quan	9	3-8	1-2	0-0	0	0	0	0	7	3	1	0	32
08	Norman, Sebastian	9	0-0	0-0	0-0	0	0	0	0	0	0	0	0	2
09	Team	9	0-0	0-0	0-0	4	2	6	0	0	2	0	0	0

GAME 10

Official Basketball Box Score - Game Totals - Final Statistics
Arkansas State vs South Alabama
 12/20/14 7:05 p.m. at Mobile, Ala. (Mitchell Center)

Arkansas State 63 • 6-4 (1-0 SBC)

#	Player	c	Total		3-Ptr		Rebounds		PF	TP	A	To	Bk	Stl	Min
			FG	FGA	FT	FTA	Off	Def							
24	Lewis, Anthony	f	6-16	1-5	3-4	2	11	13	0	16	1	2	0	0	43
31	Boucoum, Nouhoum	c	5-8	0-0	4-4	4	2	6	5	14	0	0	0	0	22
01	Golden, Cameron	f	4-13	3-9	2-2	2	4	6	1	14	1	3	1	3	0
05	Hardwick, PJ	f	3-9	0-0	2-2	1	3	4	1	8	6	0	0	4	45
12	Gardner, Sean	g	4-13	1-5	0-0	1	2	3	0	9	1	3	1	1	41
00	Macklin, Dajon	g	0-2	0-0	0-0	1	1	2	0	0	1	0	0	0	7
11	Waters, Charles	f	1-2	0-0	0-0	1	2	3	2	0	0	2	1	1	14
14	Downs, Kelvin	f	0-1	0-0	0-0	0	0	1	5	0	2	0	0	0	1
	Team		2-6	2-3	1										
Totals			23-64	5-19	12-16	14	27	41	14	63	9	12	3	7	225

FG % 1st Half: 9-33 27.3% 2nd half: 11-26 42.3% OT: 3-5 60.0% Game: 23-64 35.9%
 3FG % 1st Half: 4-13 30.8% 2nd half: 0-5 0.0% OT: 1-1 100.0% Game: 5-19 26.3%
 FT % 1st Half: 6-6 100.0% 2nd half: 3-6 50.0% OT: 3-4 75.0% Game: 12-16 75.0%
 Deadball Rebounds 1

South Alabama 60 • 2-9 (0-1 SBC)

#	Player	Total			3-Ptr		Rebounds		PF	TP	A	TO	Bk	Stl	Min
		FG	FGA	FT	FTA	FG	FTA	Off							
05	Lewis, Abdul	f	4-8	0-1	1-4	2	6	4	9	1	4	0	1	38	
24	Ferguson, Dionte	f	8-13	0-0	2-4	5	8	13	1	18	0	1	5	1	39
02	Johnson, Tashawn	f	5-12	4-6	3-4	1	3	4	17	2	4	0	1	37	
34	Stevens, Barrington	g	2-11	0-6	0-0	1	6	7	2	4	2	2	0	1	41
22	Brown, John	g	5-9	0-1	0-0	0	1	2	3	10	1	1	1	2	29
01	Williams, Ken	g	1-9	0-6	0-0	1	1	2	0	2	1	2	0	0	29
10	Boyanton, Georgi	g	0-2	0-0	0-0	2	2	4	0	0	2	0	2	0	12
Team			2-6	1											
Totals			25-64	4-20	6-12	16	29	45	14	60	7	16	6	8	225

FG % 1st Half: 14-31 45.2% 2nd half: 8-25 32.0% OT: 3-8 37.5% Game: 25-64 39.1%
 3FG % 1st Half: 2-7 28.6% 2nd half: 0-5 0.0% OT: 1-1 100.0% Game: 4-20 20.0%
 FT % 1st Half: 3-6 50.0% 2nd half: 3-5 60.0% OT: 0-1 0.0% Game: 6-12 50.0%
 Deadball Rebounds 2,1

Officials: Jacyn Goble, John Hampton, Jonathan Sterling
 Technical fouls: Arkansas State-None, South Alabama-None.
 Attendance: 1662

Score by periods	1st	2nd	OT	Total
Arkansas State	28	25	10	63
South Alabama	33	20	7	60

Last FG - ASU 01:01, USA 02:02.3
 Largest lead - ASU by 5 OT:01.09, USA by 11 2nd:16.36.

Score tied - 7 times.
 Lead changed - 7 times.

GAME 13

Official Basketball Box Score - Game Totals - Final Statistics
Georgia Southern vs Arkansas State
 1/15/15 7:30 PM at Jonesboro, Ark. (Convocation Center)

Georgia Southern 73 • 9-3, 2-1 (SBC)

#	Player	Total	3-Ptr		Rebounds				PF	TP	A	To	Bk	Stl	Min
			FG-FTA	FG-FGA	FT-FTA	Off	Def								
13	MATIAS, Angel	f	4-7	1-2	2-5	2	6	8	1	11	2	2	0	0	30
04	WIEDEMANN, Trent	f	3-8	0-1	2-2	0	2	4	8	1	2	1	0	1	28
02	HUGHES, Mike	g	4-7	2-4	0-1	1	5	6	1	10	1	1	1	2	37
05	HEWITT, Jelan	g	5-11	4-8	4-6	1	2	3	4	18	5	0	4	2	34
10	ALLSMILLER, Jake	g	1-2	1-1	0-0	0	0	0	0	3	1	0	0	0	14
06	BOYKINS, Devonte	g	0-0	0-0	0-0	0	0	0	0	0	0	0	0	0	3
01	FERGUSON, Eric	g	2-7	2-2	0-0	1	6	3	8	0	1	1	1	19	28
02	DIAMOND, Curtis	g	4-7	2-3	2-4	1	9	10	2	12	2	3	0	0	28
35	DOYLE, Kyle	g	0-1	0-0	0-0	0	4	4	1	0	0	0	0	0	7
	Team		2-5	1											
	Totals		25-50	11-20	12-18	9	34	43	16	73	11	17	2	4	200

FG % 1st Half: 16-31 51.6% 2nd half: 9-19 47.4% Game: 25-50 50.0%
 3FG % 1st Half: 9-16 56.3% 2nd half: 2-4 50.0% Game: 11-20 55.0%
 FT % 1st Half: 9-9 100.0% 2nd half: 12-18 66.7% Game: 12-18 66.7%

Arkansas State 61 • 6-7, 1-3 (SBC)

Arkansas State 01-07-17 (38K)																
#	Player	F	3-Ptr		Rebounds					PF	TP	A	To	Bk	Stl	Min
			FG-FGA	FT-FTA	Off	Def	TO	PF	TP							
23	Livingston, Anthony	f	5-15	0-2	1-2	2	4	6	0	11	0	3	1	0	0	34
33	Boucoum, Nouhoum	c	1-4	0-0	0-0	1	0	1	2	2	0	0	0	0	0	7
01	Golden, Cameron	g	6-13	4-9	1-2	0	3	3	2	17	6	1	1	0	28	
05	Hardwick, PJ	g	4-7	0-0	0-0	0	3	3	12	6	3	1	3	33		
12	Gardner, Sean	g	2-8	2-6	3-3	0	2	2	0	9	1	0	0	26		
00	Macklin, Dajon		0-1	0-0	0-0	0	1	1	0	0	0	0	0	4		
11	Waters, Charles		0-1	0-0	0-0	1	5	6	5	8	0	1	1	21		
13	Foster, C.J.		0-2	0-2	2-2	0	0	0	0	2	0	0	0	9		
34	Downs, Kelvin		0-0	0-0	0-0	0	0	0	1	0	1	0	0	18		

FG % 1st Half: 9-24 37.5% 2nd half: 13-33 39.4% Game: 22-57 38.6%
 3FG % 1st Half: 9-24 37.5% 2nd half: 6-13 46.2% Game: 15-37 40.5%
 FT % 1st Half: 6-9 66.7% 2nd half: 6-10 60.0% Game: 12-19 63.2%

Officials: Kerry Sittion, Ray Acosta, Jacyn Goble
 Technical fouls: Georgia Southern-WIEDEMANN, Trent; FERGUSON, Eric, Arkansas State-None.
 Attendance: 1645

Technical foul on GASO #3 Eric Ferguson at 8:07 1st OT:24.18
 Technical foul on GASO #44 Trent Wiedemann at 2:24 2nd OT:24.18

Score by periods	1st	2nd	Total						
Georgia Southern	41	32	73	Points	In	Off	2nd	Fast	
Arkansas State	26	35	61	Paint	Paint	T/O	Chance	Break	Bench
				GS	22	12	5	6	23

Last FG - GSU 02:55.5, ASU 2nd:00.41
 Largest lead - GSU by 24 1st:01.10, ASU by 11 2nd:19.48.

Score tied - 2 times.
 Lead changed - 3 times.

GAME 16

Official Basketball Box Score - Game Totals - Final Statistics
Texas State vs Arkansas State
 1/17/15 7:02 PM at Jonesboro, Ark. (Convocation Center)

Texas State 73 • 10-6, 4-3 SBC

#	Player	FG-FGA	FT-FTA	Off	Def	TO	PF	TP	A	To	Bk	Stl	Min
01	Tilbury, Kevin	f 8-8	0-2	4-6	2	2	4	1	4	0	2	0	20
21	Gant, Emari	f 3-11	0-0	5-6	4	3	7	2	11	2	6	1	37
00	Brown, D.J.	g 2-8	0-0	1-2	0	2	3	7	4	6	1	0	35
10	Davis, Wes	g 3-4	2-3	0-0	1	1	3	8	0	0	1	0	17
15	Montalvo, Ethan	g 6-13	4-9	2-2	0	3	3	5	18	0	2	0	34
05	Black, Ojai	0	0-0	0-0	1	1	2	0	0	0	0	0	10
24	Bermudez, Victor	0	0-2	0-0	1	1	2	2	2	0	0	0	14
33	Westphal, Ryan	0	0-1	0-0	0	0	0	3	0	0	0	0	7
22	Naylor, Cameron	5	11-0	5-6	1	1	2	5	15	0	0	0	20
32	Ramial, Kendell	1	1-0	0-0	0	0	1	2	0	0	0	0	10
	Team			2	5								
	Totals	22-64	8-22	21-27	14	25	39	22	73	12	2	7	225

FG % 1st Half: 9-20 45.0% 2nd half: 11-28 39.3% OT: 2-4 50.0% Game: 22-64 34.4%
 3FG % 1st Half: 2-8 25.0% 2nd half: 4-10 40.0% OT: 2-4 50.0% Game: 8-22 36.4%
 FT % 1st Half: 11-16 68.8% 2nd half: 7-9 77.8% OT: 1-2 50.0% Game: 21-27 77.8%

Arkansas State 78 • 8-8, 3-4 SBC

#	Player	Total		3-Ptr		Rebounds					PF	TP	A	TO	Bk	Stl	Min
		FG	FGA	FT	FTA	Off	Def	TP	FT								
11	Waters, Charles	5	11	0	0	4	4	1	6	7	4	4	0	0	0	0	24
24	Livingston, Anthony	9	14	2	4	2	4	1	11	15	7	24	0	0	0	0	44
02	Golden, Cameron	6	16	1	6	9	10	0	5	5	22	5	0	0	0	41	
05	Hardwick, PJ	0	3	0	0	0	0	0	2	3	2	0	7	3	0	3	
12	Gardner, Sean	3	11	1	6	2	4	1	1	2	9	1	2	0	3	37	
00	Macklin, Dajon	0	0	0	0	0	0	0	0	0	0	0	0	0	0	2	
11	Dure, Frederic	1	1	0	0	1	1	0	0	0	3	0	0	0	0	7	
13	Foster, C.J.	0	0	0	0	0	0	0	1	0	1	0	0	0	0	9	
14	Downs, Kelvin	1	2	0	0	0	0	1	1	4	2	0	1	0	0	5	
33	Boucoum, Nouhoum	5	9	2	1	4	6	1	2	3	2	14	0	0	1	0	17

FG % 1st Half: 7-25 28.0% 2nd half: 18-30 60.0% OT: 0-0 0.0% Game: 25-55 45.5%
 3FG % 1st Half: 1-9 11.1% 2nd half: 4-8 50.0% OT: 0-0 0.0% Game: 5-18 27.8%
 FT % 1st Half: 11-16 68.8% 2nd half: 4-6 66.7% OT: 0-0 0.0% Game: 23-31 74.2%

Officials: Billy Dunlap, Mick Fieldblender, James Barker
 Technical fouls: Texas State-TEAM, Arkansas State-None.
 Attendance: 2319

Score by periods	1st	2nd	OT	Total
Texas State	33	33	7	73
Arkansas State	26	40	12	78

Last FG - TST 07:02.00, ASU 07:00.36
 Largest lead - TST by 9 2nd:03.40, ASU by 6 OT:03.44.

Score tied - 12 times.
 Lead changed - 12 times.

GAME 11

Official Basketball Box Score - Game Totals - Final Statistics
Appalachian State vs Arkansas State
 1/15/15 7:05 PM at Jonesboro, Ark. (Convocation Center)

Appalachian State 74 • 4-6 (1-0)

#	Player	Total		3-Ptr		Rebounds				PF	TP	A	To	Bk	Stl	Min
		FG	FGA	FG	FGA	FT	FTA	Off	Def							
04	Obacha, Michael	f	1-1	0-0	2-4	0	3	3	2	4	0	1	0	0	20	0
15	Spagnolo, Tommy	f	5-7	0-1	2-3	3	5	8	3	12	1	0	0	1	28	0
03	Clarke, Dustin	f	1-4	0-3	0	0	1	1	0	2	1	0	0	1	23	0
10	Burgess, Chris	g	3-9	2-3	1-2	0	1	1	1	9	1	2	0	0	32	0
21	Evans, Frank	g	8-14	1-4	5-8	2	3	5	2	22	2	1	0	2	33	0
00	Kobani, Mike	g	0-1	0-0	0-2	2	2	4	0	0	2	1	0	3	3	0
01	Goesling, London	g	2-4	0-1	0	0	2	2	1	4	0	2	0	1	13	0
05	Kinney, Griffin	g	3-8	0	0	0	2	5	7	1	6	1	0	0	16	0
12	Kibistic, Rantivos	g	0-0	0-0	0-0	0	0	1	1	0	0	0	0	0	3	0
14	Kostic, Milos	g	4-6	3-4	0	0	2	0	2	11	0	0	0	0	7	0
25	Babbie, Jake	g	2-0	0-1	0	3	0	3	2	4	1	1	0	1	19	0
34	Lawson, Jacob	g	0-4	0-0	0	1	0	1	0	0	0	0	0	0	3	0
Team			29-64	6-17	10-19	16	23	39	12	74	7	11	1	5	200	0

GAME 19

Official Basketball Box Score - Game Totals - Final Statistics
Arkansas State vs Troy
01/24/15 4:15 pm at Troy, Ala. (Trojan Arena)

Arkansas State 64 • 9-10, 4-6

#	Player	Total	3-Ptr	Rebounds	Off	Def	PF	TP	A	T	Bk	Stl	Min
		FG	FGA	FT	FTA	Off	Def	PF	TP	A	T	Bk	Stl
11	Waters, Charles	f	2-4	0-1	0-0	1	6	7	4	0	1	1	0
24	Livingston, Anthony	f	6-10	1-3	3-6	2	11	13	2	16	1	2	1
01	Golden, Cameron	g	4-12	4-6	0-0	0	3	3	1	12	4	0	3
05	Hardwick, PJ	g	4-12	0-0	2-4	0	3	3	0	2	3	2	0
12	Gardner, Sean	g	5-14	1-4	2-2	1	3	4	2	13	2	2	1
00	Macklin, Dajon	g	2-3	0-1	3-3	0	0	0	3	7	1	1	0
10	Dure, Frederic	g	1-3	1-1	0-0	0	1	1	0	3	3	0	0
14	Downs, Kelvin	g	0-2	0-0	0-0	0	1	1	2	0	0	1	0
33	Boucoum, Nouhoum	g	3-7	0-0	1-1	1	3	4	1	7	0	0	0
Team						4	4	4					
Totals			23-57	7-16	11-16	9	31	40	15	64	14	11	4

FG % 1st Half: 9-31 29.0% 2nd Half: 14-26 53.8% Game: 23-57 40.4%
3FG % 1st Half: 3-11 27.3% 2nd Half: 4-5 80.0% Game: 7-16 43.8%
FT % 1st Half: 4-7 57.1% 2nd Half: 7-9 77.8% Game: 11-16 68.8%

Troy 55 • 7-11, 2-7

Player	Total	3-Ptr	Rebounds	Off	Def	PF	TP	A	T	Bk	Stl	Min	
	FG	FGA	FT	FTA	Off	Def	PF	TP	A	T	Bk	Stl	Min
21 Walton III, John	0-4	0-0	0-2	0	1	1	3	0	1	0	0	0	22
20 Thomas, Kevin	9-14	0-0	2-2	9	21	1	20	1	3	1	2	36	
01 Person, Wesley	4-15	1-2	2-2	0	2	5	14	0	3	0	1	33	
04 Ford, Kelton	0-6	0-4	0-0	0	4	4	1	0	1	1	1	21	
10 Bilbo, Chris	4-10	1-4	2-2	0	2	2	11	2	0	0	0	37	
00 Abdul-Aleem, Musa	4-14	0-5	0-1	1	4	5	8	2	0	0	0	28	
05 Harrison, Christian	0-2	0-1	0-0	1	4	5	0	0	0	0	0	7	
33 Ariri, Aaron	0-2	0-0	2-2	3	5	8	1	0	2	1	1	15	
Totals	21-67	5-26	8-11	17	26	43	14	55	5	10	4	5	200
FG % 1st Half: 11-40 27.5%	2nd Half: 10-27 37.0%	Game: 21-67 31.3%											
3PT % 1st Half: 1-13 7.7%	2nd Half: 4-13 30.8%	Game: 5-26 19.2%											
FT % 1st Half: 7-8 87.5%	2nd Half: 1-1 50%	Game: 8-11 72.7%											
Deatball Records													

FG % 1st Half: 11-40 27.5% 2nd Half: 10-27 37.0% Game: 21-67 31.3%
3FG % 1st Half: 3-13 23.1% 2nd Half: 4-13 30.8% Game: 5-26 19.2%
FT % 1st Half: 7-8 87.5% 2nd Half: 1-3 33.3% Game: 8-11 72.7%

Officials: Mike Millone, Mitchell Ervin, Zeltson Steel
Technical fouls: Arkansas State-None. Troy-Walton III, John.
Attendance: 1711

Score by periods	1st	2nd	Total
Arkansas State	23	59	82
Troy	30	25	55

Last FG - ASU 2nd-00:39, TROY 2nd-00:43.
Largest lead - ASU by 11 2nd-05:43, TROY by 11 2nd-18:09.

GAME 22

Official Basketball Box Score - Game Totals - Final Statistics
Troy vs Arkansas State
2/5/15 7:30 PM at Jonesboro, Ark. (Convocation Center)

Troy 69 • 9-12, 4-8 SBC

Player	Total	3-Pr	Rebounds	PF	TP	A	T	Bk	Stl	Min			
	FG	FGA	FT	FTA	Off	Def	PF	TP	A	T	Bk	Stl	Min
21 Walton III, John	6-12	0-0	4-6	2	5	6	4	12	0	6	0	0	29
20 Thomas, Kevin	9-20	0-0	2-2	6	5	11	1	16	2	4	1	4	38
01 Abdul-Aleem, Musa	4-7	3-6	2-2	2	5	7	2	17	1	2	1	1	31
01 Person, Wesley	4-10	2-7	1-2	0	1	1	11	1	1	0	1	1	36
04 Ford, Kelton	2-6	0-1	1-2	0	2	3	5	3	3	3	0	0	28
10 Bilbo, Chris	1-4	0-0	6-7	1	5	6	1	8	4	0	2	32	
33 Ariri, Aaron	0-1	0-0	0-0	0	1	1	2	0	0	1	0	6	
Totals	24-49	5-14	16-21	15	25	40	14	69	10	23	1	8	200
FG % 1st half:	17-33	51.50	2nd half:	7-16	43.8%	Game:	24-49	49.0%	Deanda				
FG % 2nd half:	7-14	50.0%	FG % 1st half:	4-9	44.4%	FG % 2nd half:	7-16	43.8%	20.0%				
FT % 1st half:	4-4	100.0%	FT % 1st half:	12-17	70.6%	FT % 1st half:	4-4	100.0%	Game:				
FT % 2nd half:	1-1	100.0%	FT % 2nd half:	12-17	70.6%	FT % 2nd half:	12-17	70.6%	16-21	76.2%			

FG % 1st Half: 17-33 51.5% 2nd Half: 7-16 43.8% Game: 24-49 49.0%
3FG % 1st Half: 4-9 44.4% 2nd Half: 1-5 20.0% Game: 5-14 35.7%
FT % 1st Half: 4-4 100.0 2nd Half: 12-17 70.6% Game: 16-21 76.2%

Arkansas State 64 • 9-13, 4-9 SBC

Boucoum, Nouhoum	C	2-3	0-0	2-3	3	1	4	2	6	0	1	1	27
Golden, Cameron	C	5-14	2	2	2	1	13	1	4	0	2	6	30
Hardwick, PJ	J	2-4	0-1	0-0	0	2	2	4	4	4	0	0	30
Gardner, Sean	C	7-15	2-7	4-4	0	1	3	20	2	1	0	3	33
Macklin, Dajon	C	3-8	0-0	1-2	0	2	3	5	3	0	0	0	4
Dure, Frederic	C	1-2	1-2	0-0	0	0	0	4	3	4	0	0	10
Waters, Charles	C	0-2	0-0	0	1	3	4	3	0	2	0	0	18
Foster, C.J.	C	2-4	0-0	1-1	0	1	1	5	0	0	0	1	13
Downs, Kelvin	C	0-0	0-0	0-0	0	0	0	0	0	0	0	0	2
Team					2	2	2						
Totals		25-57	6-20	8-12	10	14	24	21	64	9	18	4	9 200
FG % 1st half:	10-24	41.7%	2nd half:	15-33	45.5%	Game:	25-57	43.9%					Debutant
FG % 2nd half:	2-8	25.0%	FG % 1st half:	10-24	41.7%	FG % 2nd half:	15-33	45.5%					
FT % 1st half:	12-20	60.0%	FT % 2nd half:	13-18	65.0%	Game:	25-57	43.9%					
FT % 2nd half:	1-2	50.0%	FT % 1st half:	12-20	60.0%	FT % 2nd half:	13-18	65.0%					

FG % 1st Half: 10-24 41.7% 2nd Half: 15-33 45.5% Game: 25-57 43.9%
3FG % 1st Half: 2-8 25.0% 2nd Half: 4-12 33.3% Game: 6-20 30.0%
FT % 1st Half: 4-4 100.0 2nd Half: 6-10 60.0% Game: 8-12 66.7%

Officials: Sam Craft, Zeltson Steel, Sean Cassidy
Technical fouls: Troy-None. Arkansas State-None.
Attendance: 1919

Score by periods	1st	2nd	Total
Troy	42	27	69
Arkansas State	24	40	64

Last FG - TROY 2nd-01:15, ASU 2nd-00:08.
Largest lead - TROY by 20 2nd-18:22, ASU by 1 1st-16:58.

GAME 25

Official Basketball Box Score - Game Totals - Final Statistics
ULM vs Arkansas State
2/21/15 7:05 p.m. at Jonesboro, Ark. (Convocation Center)

ULM 68 • 18-9, 12-8 SBC

12	Onwagwe, Tyler	7-14	4-8	2-2	3	4	7	1	20	2	2	0	3	40
21	Deng, Majok	3-12	0-0	0	3	6	9	2	6	1	0	1	34	
01	Samuel, Jamaal	0-3	0-0	0	1	3	4	0	0	3	0	1	23	
11	Coppola, Nick	9-10	5-7	0-0	0	5	5	1	19	3	0	0	2	40
01	Roberson, Justin	3-11	0-0	1-2	2	0	2	7	4	1	0	1	31	
05	Harvey, DeAndre	1-3	0-0	1-1	2	2	4	1	3	1	0	0	15	
04	Foster, Mack	3-7	0-2	1-1	0	1	2	7	0	3	0	1	14	
20	Amojioyi, Chinedu	0-0	0-0	0-0	0	0	0	0	0	0	0	0	3	
	Team	27-65 9-23 5-6 14 25 39 11 68 11 11 4 7 200												
Totals		27-65 9-23 5-6 14 25 39 11 68 11 11 4 7 200												

FG 1st Half: 15-30	50.0%	FG 2nd Half: 12-35	34.3%	Gm: 27-65	41.5%	Double/d
FG 3rd Half: 4-10	40.0%	FG 4th Half: 5-11	45.5%	Gm: 14-25	56.0%	Redshirts
FT 1st Half: 2-2	100.0%	FT 2nd Half: 3-4	75.0%	Gm: 5-6	83.3%	

Arkansas State 70 • 10-15, 5-11 SBC									
DeShields					DeShields				
DeShields					DeShields				

FG % 1st Half: 15-30 50.0% 2nd Half: 12-35 34.3% Game: 27-65 41.5%
3FG % 1st Half: 4-9 44.4% 2nd Half: 5-13 38.5% Game: 9-23 39.1%
FT % 1st Half: 2-2 100.0 2nd Half: 3-4 75.0% Game: 5-6 83.3%

Arkansas State 70 • 10-15, 5-11 SBC

05	Golden, Cameron	6-15	2-4	1-2	1	7	8	1	22	3	1	0	36
10	Dure, Frederic	9-10	3-4	1-2	1	7	8	1	22	3	1	0	36
13	Foster, C.J.	1-3	0-1	0-0	0	0	0	2	1	0	0	0	19
05	Hardwick, PJ	1-2	0-0	1-1	0	1	1	0	2	0	0	0	13
12	Gardner, Sean	1-5	0-2	0-0	0	2	2	0	2	0	0	0	12
14	Downs, Kelvin	6-12	0-0	0-0	2	5	7	4	12	1	3	0	33
Team		29-64 6-18 6-11 14 24 38 9 70 13 8 5 4 200											
Totals		29-64 6-18 6-11 14 24 38 9 70 13 8 5 4 200											

FG 1st Half: 16-46 44.4% 2nd half: 13-28 46.4% Game: 29-64 45.3%														Doubleball
FT 1st Half: 4-9 44.4% 2nd half: 2-9 22.2% Game: 6-18 33.3%														Rebounds
PF 1st Half: 0-0 0.0% 2nd half: 11-13 84.6% Game: 6-11 54.5%														1

Officials: Dan Christman, Arkansas Banders, Sidney Chou
Technical Fouls: ULM None, Arkansas State None
Attendance: 1916

Scores by periods			
	1st	2nd	Total
ULM	36	32	68

Points	In	Off	T	Free	Fast	Bench
ULM	10	10	20	2	1	1

FG % 1st Half: 16-36 44.4% 2nd Half: 13-28 46.4% Game: 29-64 45.3%
3FG % 1st Half: 4-9 44.4% 2nd Half: 2-9 22.2% Game: 6-18 33.3%
FT % 1st Half: 0-0 0.0% 2nd Half: 6-11 54.5% Game: 6-11 54.5%

Officials: Brandon Landron, Brandon Sidney Cohen
Technical fouls: ULM-None. Arkansas State-None.
Attendance: 1916

Score by periods	1st	2nd	Total
ULM	36	32	68
Arkansas State	36	34	70

Last FG - ULM 2nd-00:10, ASU 2nd-00:05.
Largest lead - ULM 0 1st-05:15, ASU by 11 2nd-00:45.

GAME 20

Official Basketball Box Score - Game Totals - Final Statistics
UALR vs Arkansas State
1/29/15 7:30 PM at Jonesboro, Ark. (Convocation Center)

UALR 75 • 8-12, 3-7 SBC

#	Player	Total	3-Ptr	Rebounds		Off	Def	PF	TP	A	T	Bk	Stl	Min
FG	FGA	FT	FTA	Off	Def	PF	TP	A	T	Bk	Stl	Min		
00	Woods, Roger	5-16	2-2	1-2	3	8	11	3	13	1	1	0	31	
05	Leeper, Gus	2-6	0-0	3-4	2	1	3	2	7	0	0	0	23	
01	Hagins, Josh	9-10	2-3	6-7	2	2	4	28	2	1	0	4	29	
11	Smith, DeVonte	0-0	0-0	0-0	0	0	0	0	0	0	0	0	14	
24	Dillard, Ben	1-5	0-3	2-2	0	0	0	1	4	2	1	0	20	
01	Brown, Andre	0-0	0-0	0-0	0	1	1	0	1	0	1	0	3	
02	Washington, Jerron	0-1	0-0	1-2	0	1	1	0	1	0	0	0	11	
10	Hill, Maurius	0-3	0-0	0-0	0	0	0	2	2	0	1	0	9	
12	Thomas, T.J.	1-1	1-3	1-3	0	0	0	0	0	0	0	0	10	
20	Isom, Marik	1-3	1-3	2-2	0	0	0	0	5	0	0	0	13	
22	Reid, James	2-4	2-4	1-2	0	3	3	0	7	2	1	0	21	



ARKANSAS STATE MEN'S BASKETBALL

<u>NO.</u>	<u>NAME</u>	<u>HT.</u>	<u>WT.</u>	<u>YR.</u>	<u>POS.</u>	<u>Ex.</u>	<u>HOMETOWN/LAST SCHOOL</u>
0	Daijon Macklien	6-1	195	So.	G	JC	Los Angeles, Calif./Chattahoochee Valley CC
1	Cameron Golden	6-0	158	Jr.	G	2L	Memphis, Tenn./Ridgeway
2	Connor Kern	6-4	189	Fr.	G	HS	Pickerington, Ohio/Pickerington Central
3	Devin Carter*	6-4	209	Jr.	G	TR	Champaign, Ill./Kent State
4	Josh Pierre	6-0	184	Jr.	G	2L	Baton Rouge, La./Stillwater, Okla.
5	PJ Hardwick	5-11	167	RSo.	G	TR	Miami, Fla./North Texas
10	Frederic Dure	6-5	165	Jr.	G	JC	Montreal, Quebec/Sheridan College
11	Charles Waters	6-6	186	Jr.	F	JC	Memphis, Tenn./Southwest Tennessee CC
12	Sean Gardner	6-5	178	RJr.	G	RS	Memphis, Tenn./Motlow JC
13	C.J. Foster	6-3	180	So.	G	JC	Lilburn, Ga./Roane State
14	Kelvin Downs	6-9	230	Jr.	F	2L	Arlington, Texas/Juan Seguin
20	Josh Bowling	6-5	205	Fr.	F	HS	Benton, Ark./Benton
24	Anthony Livingston	6-8	230	So.	F	JC	Washington, D.C./San Jacinto College
33	Nouhoum Bocoum	6-10	270	Jr.	C	JC	Harlem, N.Y./Paris JC

* – Ineligible 2014-15 season due to NCAA Transfer Rule

Coaching Staff:

HEAD COACH: John Brady (7th Year)

ASSOCIATE HEAD COACH: Melvin Haralson (4th Year)

ASSISTANT COACHES: Carlos Wilson (1st Year), Mike Scutero (1st year)

DIRECTOR OF BASKETBALL OPERATIONS: Kyle Drake (1st Year)

Pronunciation Guide:

Nouhoum Bocoum - NA-hoom BA-coom

Daijon Macklien - DAY-john MAC-clean



THE STAT CREW SYSTEM
Arkansas State Combined Team Statistics (as of Mar 01, 2015)
All games



RECORD:	OVERALL	HOME	AWAY	NEUTRAL
ALL GAMES	11-16	5-7	6-9	0-0
CONFERENCE	6-12	3-5	3-7	0-0
NON-CONFERENCE	5-4	2-2	3-2	0-0

#	Player	gp-gs	min	avg	Total	3-Point	F-Throw	Rebounds				pf	dq	a	to	blk	stl	pts	avg
					fg-fga	fg%	3fg-fga	3fg%	ft-fa	ft%	off	def	tot	avg					
24	Livingston, Anthony	27-27	970	35.9	152-329	.462	26-77	.338	92-133	.692	73	198	271	10.0	58	0	21	72	15.6
01	Golden, Cameron	27-27	962	35.6	126-346	.364	58-189	.307	65-93	.699	15	69	84	3.1	49	1	75	62	13.9
12	Gardner, Sean	27-24	835	30.9	116-284	.408	52-143	.364	36-47	.766	31	60	91	3.4	61	3	32	39	11.9
33	Boucoun, Nouhoum	26-13	420	16.2	62-137	.453	1-3	.333	40-57	.702	44	71	115	4.4	46	1	3	28	6.3
10	Dure, Frederic	12-3	222	18.5	24-55	.436	15-30	.500	12-19	.632	2	32	34	2.8	17	1	13	21	6.3
05	Hardwick, PJ	25-20	724	29.0	38-110	.345	1-8	.125	40-51	.784	19	60	79	3.2	52	1	121	56	4.7
14	Downs, Kelvin	26-8	450	17.3	35-96	.365	1-3	.333	22-33	.667	20	47	67	2.6	67	2	5	32	3.6
11	Waters, Charles	23-6	297	12.9	29-63	.460	0-2	.000	16-21	.762	29	47	76	3.3	52	2	3	14	3.2
13	Foster, C.J.	20-7	281	14.1	14-45	.311	3-14	.214	17-26	.654	12	10	22	1.1	25	1	14	18	2.4
00	Macklien, Daijon	21-0	249	11.9	16-36	.444	4-12	.333	6-9	.667	3	17	20	1.0	19	0	16	22	2.0
25	White, Ronnie	3-0	26	8.7	1-4	.250	0-0	.000	3-4	.750	2	8	10	3.3	4	0	0	1	1.7
04	Pierre, Josh	6-0	14	2.3	0-1	.000	0-1	.000	0-0	.000	0	3	3	0.5	0	0	0	1	0.0
Team											49	43	92		1		5		
Total.....		27	5450		613-1506	.407	161-482	.334	349-493	.708	299	665	964	35.7	451	12	303	371	64.3
Opponents.....		27	5450		662-1562	.424	180-544	.331	352-524	.672	318	672	990	36.7	453	9	318	326	68.7

TEAM STATISTICS	ASU	OPP	Date	Opponent	Score	Att.
SCORING	1736	1856	11/17/14	UT MARTIN	L 73-75	1517
Points per game	64.3	68.7	11/25/14	LAMAR	L 58-63	1534
Scoring margin	-4.4	-	12/1/14	at Central Arkansas	w 67-49	1734
FIELD GOALS-ATT	613-1506	662-1562	12/6/14	BELHAVEN	w 95-68	1406
Field goal pct	.407	.424	12/10/14	at Purdue	L 46-87	9964
3 POINT FG-ATT	161-482	180-544	12/13/14	at TOLEDO	L 65-73	4445
3-point FG pct	.334	.331	12-17-14	at Mississippi State	w 69-55	5390
3-pt FG made per game	6.0	6.7	12/20/14	MARSHALL	w 67-58	1781
FREE THROWS-ATT	349-493	352-524	12/23/14	at Niagara	w 74-69	909
Free throw pct	.708	.672	* 12/30/14	at South Alabama	Wot 63-60	1682
F-Throws made per game	12.9	13.0	* 1/3/15	APPALACHIAN STATE	L 73-74	1628
REBOUNDS	964	990	* 01/05/15	at ULM	L 61-70	1418
Rebounds per game	35.7	36.7	* 1/8/15	GEORGIA SOUTHERN	L 61-73	1645
Rebounding margin	-1.0	-	* 1/10/15	at UTA	L 50-77	1758
ASSISTS	303	318	* 1/15/15	at Appalachian State	w 59-50	1685
Assists per game	11.2	11.8	* 1/17/15	TEXAS STATE	Wot 78-73	2219
TURNOVERS	371	326	* 1/19/15	GEORGIA STATE	L 54-60	2016
Turnovers per game	13.7	12.1	* 1/22/15	at Louisiana	L 59-96	4080
Turnover margin	-1.7	-	* 01/24/15	at Troy	w 64-55	1711
Assist/turnover ratio	0.8	1.0	* 1/29/15	UALR	L 65-75	3104
STEALS	144	183	* 1/31/15	at Georgia State	L 43-74	1564
Steals per game	5.3	6.8	* 2/5/15	TROY	L 64-69	1919
BLOCKS	83	74	* 02/12/15	at Georgia Southern	L 60-65	1768
Blocks per game	3.1	2.7	* 2/19/15	at UALR	L 57-70	3629
ATTENDANCE	22899	44229	* 2/21/15	ULM	w 70-68	1916
Home games-Avg/Game	12-1908	15-2949	* 2/26/15	UTA	w 81-80	2214
Neutral site-Avg/Game	-	0-0	* 2/28/15	at Texas State	L 60-70	2492

* - Conference game

Score by Periods	1st	2nd	OT	Totals
Arkansas State	797	917	22	1736
Opponents	929	913	14	1856



THE STAT CREW SYSTEM
Arkansas State Combined Team Statistics (as of Mar 01, 2015)
Conference games



RECORD:	OVERALL	HOME	AWAY	NEUTRAL
ALL GAMES	6-12	3-5	3-7	0-0
CONFERENCE	6-12	3-5	3-7	0-0
NON-CONFERENCE	0-0	0-0	0-0	0-0

#	Player	gp-gs	min	avg	Total		3-Point		F-Throw		Rebounds				pf	dq	a	to	blk	stl	pts	avg
					fg-fga	fg%	3fg-fga	3fg%	ft-fa	ft%	off	def	tot	avg								
24	Livingston, Anthony	18-18	662	36.8	99-227	.436	15-54	.278	61-83	.735	54	141	195	10.8	37	0	11	43	16	7	274	15.2
01	Golden, Cameron	18-18	640	35.6	79-227	.348	35-122	.287	44-65	.677	10	45	55	3.1	27	0	44	47	2	28	237	13.2
12	Gardner, Sean	18-15	526	29.2	66-179	.369	28-82	.341	26-31	.839	19	28	47	2.6	41	2	23	27	5	23	186	10.3
10	Dure, Frederic	12-3	222	18.5	24-55	.436	15-30	.500	12-19	.632	2	32	34	2.8	17	1	13	21	0	6	75	6.3
33	Boucoun, Nouhoum	17-9	249	14.6	36-82	.439	1-2	.500	25-34	.735	24	35	59	3.5	30	1	2	18	5	2	98	5.8
05	Hardwick, PJ	18-13	504	28.0	30-85	.353	1-8	.125	26-33	.788	13	41	54	3.0	37	1	79	37	0	15	87	4.8
11	Waters, Charles	16-6	248	15.5	24-52	.462	0-2	.000	13-17	.765	26	39	65	4.1	45	2	3	10	16	9	61	3.8
14	Downs, Kelvin	17-3	293	17.2	21-61	.344	1-1	1.000	12-18	.667	12	29	41	2.4	44	1	2	19	10	2	55	3.2
13	Foster, C.J.	14-5	184	13.1	9-33	.273	3-11	.273	10-16	.625	8	5	13	0.9	12	0	8	10	0	3	31	2.2
00	Macklien, Daijon	12-0	117	9.8	7-15	.467	1-3	.333	3-5	.600	2	10	12	1.0	12	0	6	12	0	1	18	1.5
04	Pierre, Josh	2-0	5	2.5	0-0	.000	0-0	.000	0-0	.000	0	2	2	1.0	0	0	0	1	0	0	0	0.0
Team											28	27	55					4				
Total.....		18	3650		395-1016	.389	100-315	.317	232-321	.723	198	434	632	35.1	302	8	191	249	54	96	1122	62.3
Opponents.....		18	3650		450-1037	.434	114-332	.343	245-354	.692	208	475	683	37.9	293	5	210	221	48	130	1259	69.9

TEAM STATISTICS	ASU	OPP	Date	Opponent	Score	Att.
SCORING	1122	1259	* 12/30/14	at South Alabama	Wot 63-60	1682
Points per game	62.3	69.9	* 1/3/15	APPALACHIAN STATE	L 73-74	1628
Scoring margin	-7.6	-	* 01/05/15	at ULM	L 61-70	1418
FIELD GOALS-ATT	395-1016	450-1037	* 1/8/15	GEORGIA SOUTHERN	L 61-73	1645
Field goal pct	.389	.434	* 1/10/15	at UTA	L 50-77	1758
3 POINT FG-ATT	100-315	114-332	* 1/15/15	at Appalachian State	w 59-50	1685
3-point FG pct	.317	.343	* 1/17/15	TEXAS STATE	Wot 78-73	2219
3-pt FG made per game	5.6	6.3	* 1/19/15	GEORGIA STATE	L 54-60	2016
FREE THROWS-ATT	232-321	245-354	* 1/22/15	at Louisiana	L 59-96	4080
Free throw pct	.723	.692	* 01/24/15	at Troy	w 64-55	1711
F-Throws made per game	12.9	13.6	* 1/29/15	UALR	L 65-75	3104
REBOUNDS	632	683	* 1/31/15	at Georgia State	L 43-74	1564
Rebounds per game	35.1	37.9	* 2/5/15	TROY	L 64-69	1919
Rebounding margin	-2.8	-	* 02/12/15	at Georgia Southern	L 60-65	1768
ASSISTS	191	210	* 2/19/15	at UALR	L 57-70	3629
Assists per game	10.6	11.7	* 2/21/15	ULM	w 70-68	1916
TURNOVERS	249	221	* 2/26/15	UTA	w 81-80	2214
Turnovers per game	13.8	12.3	* 2/28/15	at Texas State	L 60-70	2492
Turnover margin	-1.6	-	* - Conference game			
Assist/turnover ratio	0.8	1.0				
STEALS	96	130				
Steals per game	5.3	7.2				
BLOCKS	54	48				
Blocks per game	3.0	2.7				
ATTENDANCE	16661	21787				
Home games-Avg/Game	8-2083	10-2179				
Neutral site-Avg/Game	-	0-0				

Score by Periods	1st	2nd	OT	Totals
Arkansas State	498	602	22	1122
Opponents	628	617	14	1259



THE STAT CREW SYSTEM
Arkansas State Team High/Low Analysis (as of Mar 04, 2015)
All games



Arkansas State - TEAM GAME HIGHS

POINTS	95	BELHAVEN (12/6/14)
	81	UTA (2/26/15)
	78	TEXAS STATE (1/17/15)
	74	at Niagara (12/23/14)
	73	APPALACHIAN STATE (1/3/15)
	73	UT MARTIN (11/17/14)
FIELD GOALS MADE	34	BELHAVEN (12/6/14)
	29	ULM (2/21/15)
FIELD GOAL ATTEMPTS	68	BELHAVEN (12/6/14)
	64	ULM (2/21/15)
	64	at South Alabama (12/30/14)
FIELD GOAL PERCENTAGE	.578 (26-45)	UT MARTIN (11/17/14)
	.522 (24-46)	at Mississippi State (12-17-14)
3 PT FIELD GOALS MADE	13	BELHAVEN (12/6/14)
	9	UTA (2/26/15)
	9	at TOLEDO (12/13/14)
3 PT FG ATTEMPTS	27	at UTA (1/10/15)
	27	BELHAVEN (12/6/14)
3 PT FG PERCENTAGE	.545 (6-11)	UT MARTIN (11/17/14)
	.481 (13-27)	BELHAVEN (12/6/14)
FREE THROWS MADE	23	TEXAS STATE (1/17/15)
	22	UTA (2/26/15)
FREE THROW ATTEMPTS	31	TEXAS STATE (1/17/15)
	29	MARSHALL (12/20/14)
FREE THROW PERCENTAGE	.933 (14-15)	BELHAVEN (12/6/14)
	.929 (13-14)	APPALACHIAN STATE (1/3/15)
REBOUNDS	49	MARSHALL (12/20/14)
	47	BELHAVEN (12/6/14)
ASSISTS	20	BELHAVEN (12/6/14)
	17	APPALACHIAN STATE (1/3/15)
STEALS	11	at Central Arkansas (12/1/14)
	10	at Texas State (2/28/15)
BLOCKED SHOTS	7	at Appalachian State (1/15/15)
	7	at Central Arkansas (12/1/14)
TURNOVERS	21	at Texas State (2/28/15)
	19	UALR (1/29/15)
FOULS	22	at Louisiana (1/22/15)
	22	at Purdue (12/10/14)



THE STAT CREW SYSTEM
Arkansas State High/Low Analysis (as of Mar 04, 2015)
All games



Opponent - GAME HIGHS

POINTS	96	at Louisiana (1/22/15)
	87	at Purdue (12/10/14)
	80	UTA (2/26/15)
	77	at UTA (1/10/15)
	75	UALR (1/29/15)
	75	UT MARTIN (11/17/14)
FIELD GOALS MADE	32	at Louisiana (1/22/15)
	30	at Purdue (12/10/14)
FIELD GOAL ATTEMPTS	71	MARSHALL (12/20/14)
	67	at Troy (01/24/15)
FIELD GOAL PERCENTAGE	.552 (32-58)	at Louisiana (1/22/15)
	.547 (29-53)	at ULM (01/05/15)
3 PT FIELD GOALS MADE	14	at Louisiana (1/22/15)
	11	GEORGIA SOUTHERN (1/8/15)
	11	BELHAVEN (12/6/14)
3 PT FG ATTEMPTS	38	MARSHALL (12/20/14)
	30	BELHAVEN (12/6/14)
3 PT FG PERCENTAGE	.636 (14-22)	at Louisiana (1/22/15)
	.550 (11-20)	GEORGIA SOUTHERN (1/8/15)
FREE THROWS MADE	23	at UTA (1/10/15)
	21	at Georgia State (1/31/15)
	21	TEXAS STATE (1/17/15)
FREE THROW ATTEMPTS	30	at Georgia State (1/31/15)
	29	at UTA (1/10/15)
FREE THROW PERCENTAGE	.833 (10-12)	at UALR (2/19/15)
	.833 (10-12)	at Mississippi State (12-17-14)
	.833 (5-6)	ULM (2/21/15)
REBOUNDS	45	at South Alabama (12/30/14)
	43	at Georgia State (1/31/15)
	43	at Troy (01/24/15)
	43	at Appalachian State (1/15/15)
	43	GEORGIA SOUTHERN (1/8/15)
	43	MARSHALL (12/20/14)
ASSISTS	21	at Purdue (12/10/14)
	20	at Louisiana (1/22/15)
STEALS	13	UALR (1/29/15)
	11	UT MARTIN (11/17/14)
BLOCKED SHOTS	8	at Purdue (12/10/14)
	6	at Louisiana (1/22/15)
	6	at South Alabama (12/30/14)
TURNOVERS	23	TROY (2/5/15)
	21	at Central Arkansas (12/1/14)
FOULS	25	MARSHALL (12/20/14)
	25	LAMAR (11/25/14)



THE STAT CREW SYSTEM
Arkansas State High/Low Analysis (as of Mar 04, 2015)
All games



Arkansas State - GAME LOWS

POINTS	43		at Georgia State (1/31/15)
	46		at Purdue (12/10/14)
	50		at UTA (1/10/15)
	54		GEORGIA STATE (1/19/15)
	57		at UALR (2/19/15)
FIELD GOALS MADE	10		at Georgia State (1/31/15)
	14		GEORGIA STATE (1/19/15)
FIELD GOAL ATTEMPTS	45		UT MARTIN (11/17/14)
	46		LAMAR (11/25/14)
	46		at Mississippi State (12-17-14)
FIELD GOAL PERCENTAGE	.204	(10-49)	at Georgia State (1/31/15)
	.286	(14-49)	GEORGIA STATE (1/19/15)
3 PT FIELD GOALS MADE	2		at Purdue (12/10/14)
	3		at Louisiana (1/22/15)
3 PT FG ATTEMPTS	11		UT MARTIN (11/17/14)
	12		at Appalachian State (1/15/15)
3 PT FG PERCENTAGE	.143	(2-14)	at Purdue (12/10/14)
	.211	(4-19)	at ULM (01/05/15)
FREE THROWS MADE	6		at TOLEDO (12/13/14)
	6		ULM (2/21/15)
FREE THROW ATTEMPTS	8		at TOLEDO (12/13/14)
	9		at UALR (2/19/15)
FREE THROW PERCENTAGE	.444	(8-18)	at Georgia Southern (02/12/15)
	.542	(13-24)	at Mississippi State (12-17-14)
REBOUNDS	24		GEORGIA SOUTHERN (1/8/15)
	24		TROY (2/5/15)
ASSISTS	5		at Louisiana (1/22/15)
	6		UT MARTIN (11/17/14)
	6		at Georgia State (1/31/15)
STEALS	1		at UALR (2/19/15)
	2		MARSHALL (12/20/14)
	2		at Georgia State (1/31/15)
	2		at Georgia Southern (02/12/15)
BLOCKED SHOTS	1		UT MARTIN (11/17/14)
	1		at ULM (01/05/15)
	1		TEXAS STATE (1/17/15)
	1		at Georgia Southern (02/12/15)
	1		UTA (2/26/15)
	1		at Texas State (2/28/15)
TURNOVERS	8		ULM (2/21/15)
	10		at TOLEDO (12/13/14)
	10		at Niagara (12/23/14)
	10		APPALACHIAN STATE (1/3/15)
	10		GEORGIA SOUTHERN (1/8/15)
FOULS	9		ULM (2/21/15)
	13		MARSHALL (12/20/14)
	13		APPALACHIAN STATE (1/3/15)



THE STAT CREW SYSTEM
Arkansas State High/Low Analysis (as of Mar 04, 2015)
All games



Opponent - GAME LOWS

POINTS	49	at Central Arkansas (12/1/14)
	50	at Appalachian State (1/15/15)
	55	at Mississippi State (12-17-14)
	55	at Troy (01/24/15)
	58	MARSHALL (12/20/14)
FIELD GOALS MADE	17	at Central Arkansas (12/1/14)
	17	at Appalachian State (1/15/15)
FIELD GOAL ATTEMPTS	49	TROY (2/5/15)
	50	at Central Arkansas (12/1/14)
	50	GEORGIA SOUTHERN (1/8/15)
	50	at Texas State (2/28/15)
FIELD GOAL PERCENTAGE	.293 (17-58)	at Appalachian State (1/15/15)
	.296 (21-71)	MARSHALL (12/20/14)
3 PT FIELD GOALS MADE	1	at ULM (01/05/15)
	1	at Georgia State (1/31/15)
3 PT FG ATTEMPTS	8	at Georgia State (1/31/15)
	9	at ULM (01/05/15)
3 PT FG PERCENTAGE	.111 (1-9)	at ULM (01/05/15)
	.125 (1-8)	at Georgia State (1/31/15)
FREE THROWS MADE	5	at Georgia Southern (02/12/15)
	5	ULM (2/21/15)
FREE THROW ATTEMPTS	6	ULM (2/21/15)
	8	MARSHALL (12/20/14)
FREE THROW PERCENTAGE	.333 (5-15)	at Georgia Southern (02/12/15)
	.389 (7-18)	at Central Arkansas (12/1/14)
REBOUNDS	24	BELHAVEN (12/6/14)
	27	at Texas State (2/28/15)
ASSISTS	4	at Mississippi State (12-17-14)
	4	GEORGIA STATE (1/19/15)
STEALS	2	at TOLEDO (12/13/14)
	2	at Niagara (12/23/14)
BLOCKED SHOTS	0	UT MARTIN (11/17/14)
	0	UALR (1/29/15)
TURNOVERS	5	at TOLEDO (12/13/14)
	6	at UALR (2/19/15)
FOULS	11	at TOLEDO (12/13/14)
	11	at UALR (2/19/15)
	11	ULM (2/21/15)



THE STAT CREW SYSTEM
Arkansas State Individual Game-by-Game (as of Mar 04, 2015)
All games



#00 Macklien, Daijon

Opponent	Date	gs	min	Total		3-Pointers		Free throws		Rebounds				pf	a	t/o	blk	stl	pts	avg
				fg-fga	pct	3fg-fga	pct	ft-fa	pct	off	def	tot	avg							
UT MARTIN	11/17/14		20	0-1	.000	0-1	.000	0-0	.000	0	0	0	0.0	1	2	3	0	0	0	0.0
LAMAR	11/25/14		17	1-4	.250	0-1	.000	0-0	.000	0	1	1	0.5	2	0	0	0	0	2	1.0
at Central Arkansas	12/1/14		7	0-1	.000	0-1	.000	0-0	.000	0	0	0	0.3	2	0	1	0	0	0	0.7
BELHAVEN	12/6/14		6	2-4	.500	1-3	.333	0-0	.000	1	0	1	0.5	0	1	0	0	1	5	1.8
at Purdue	12/10/14		17	2-3	.667	0-0	.000	0-0	.000	0	0	0	0.4	0	2	1	0	0	4	2.2
at TOLEDO	12/13/14		21	2-2	1.000	2-2	1.000	1-2	.500	0	0	0	0.3	0	2	1	0	1	7	3.0
at Mississippi State	12-17-14		18	0-1	.000	0-0	.000	0-0	.000	0	4	4	0.9	0	1	1	0	0	0	2.6
MARSHALL	12/20/14		11	1-4	.250	0-1	.000	0-0	.000	0	1	1	0.9	1	1	2	0	1	2	2.5
at Niagara	12/23/14		15	1-1	1.000	0-0	.000	2-2	1.000	0	1	1	0.9	1	1	1	0	1	4	2.7
at South Alabama	12/30/14		7	0-2	.000	0-0	.000	0-0	.000	1	1	2	1.0	0	0	1	0	0	0	2.4
APPALACHIAN STATE	1/3/15		4	0-0	.000	0-0	.000	0-0	.000	1	1	2	1.1	0	0	0	0	0	0	2.2
at ULM	01/05/15		5	0-0	.000	0-0	.000	0-0	.000	0	1	1	1.1	0	0	0	0	0	0	2.0
GEORGIA SOUTHERN	1/8/15		4	0-1	.000	0-0	.000	0-0	.000	0	1	1	1.1	0	0	0	0	0	0	1.8
at UTA	1/10/15		18	1-4	.250	1-1	1.000	0-0	.000	0	1	1	1.1	3	0	2	0	1	3	1.9
TEXAS STATE	1/17/15		2	0-0	.000	0-0	.000	0-0	.000	0	0	0	1.0	0	0	0	0	0	0	1.8
at Louisiana	1/22/15		24	1-1	1.000	0-0	.000	0-2	.000	0	4	4	1.2	2	3	3	0	0	2	1.8
at Troy	01/24/15		21	2-3	.667	0-1	.000	3-3	1.000	0	0	0	1.1	3	1	1	0	0	7	2.1
UALR	1/29/15		20	3-3	1.000	0-0	.000	0-0	.000	0	1	1	1.1	2	1	5	0	0	6	2.3
at Georgia State	1/31/15		3	0-1	.000	0-1	.000	0-0	.000	0	0	0	1.1	2	0	0	0	0	0	2.2
TROY	2/5/15		4	0-0	.000	0-0	.000	0-0	.000	0	0	0	1.0	0	0	0	0	0	0	2.1
at UALR	2/19/15		5	0-0	.000	0-0	.000	0-0	.000	0	0	0	1.0	0	1	0	0	0	0	2.0
Totals		0	249	16-36	.444	4-12	.333	6-9	.667	3	17	20	1.0	19	16	22	0	5	42	2.0

Games played: 21
Minutes/game: 11.9
Points/game: 2.0
FG Pct: 44.4
3FG Pct: 33.3
FT Pct: 66.7

Rebounds/game: 1.0
Assists/game: 0.8
Turnovers/game: 1.0
Assist/turnover ratio: 0.7
Steals/game: 0.2



THE STAT CREW SYSTEM
Arkansas State Individual Game-by-Game (as of Mar 04, 2015)
All games



#01 Golden, Cameron

Opponent	Date	gs	min	Total		3-Pointers		Free throws		Rebounds				pf	a	t/o	blk	stl	pts	avg	
				fg-fga	pct	3fg-fga	pct	ft-fa	pct	off	def	tot	avg								
UT MARTIN	11/17/14	*	37	5-9	.556	3-3	1.000	4-6	.667	0	4	4	4.0	2	3	2	0	2	17	17.0	
LAMAR	11/25/14	*	40	4-13	.308	2-6	.333	3-6	.500	1	2	3	3.5	2	4	4	0	1	13	15.0	
at Central Arkansas	12/1/14	*	33	5-15	.333	4-10	.400	0-0	.000	0	0	0	2.3	2	4	1	0	5	14	14.7	
BELHAVEN	12/6/14	*	34	5-15	.333	3-10	.300	5-5	1.000	1	0	1	2.0	1	7	0	0	2	18	15.5	
at Purdue	12/10/14	*	35	3-13	.231	1-8	.125	2-2	1.000	0	2	2	2.0	3	2	2	1	4	9	14.2	
at TOLEDO	12/13/14	*	33	6-15	.400	4-10	.400	2-2	1.000	0	6	6	2.7	4	4	1	0	0	18	14.8	
at Mississippi State	12-17-14	*	36	6-13	.462	3-7	.429	0-1	.000	0	2	2	2.6	5	4	2	0	1	15	14.9	
MARSHALL	12/20/14	*	35	5-12	.417	1-6	.167	3-4	.750	2	4	6	3.0	0	1	1	0	1	14	14.8	
at Niagara	12/23/14	*	39	8-14	.571	2-7	.286	2-2	1.000	1	4	5	3.2	3	2	2	2	2	20	15.3	
at South Alabama	12/30/14	*	42	4-13	.308	3-9	.333	3-6	.500	2	4	6	3.5	1	1	3	0	1	14	15.2	
APPALACHIAN STATE	1/3/15	*	36	5-12	.417	1-4	.250	0-0	.000	0	3	3	3.5	3	2	0	0	1	11	14.8	
at ULM	01/05/15	*	38	8-18	.444	4-11	.364	5-6	.833	1	1	2	3.3	2	2	1	0	2	25	15.7	
GEORGIA SOUTHERN	1/8/15	*	38	6-13	.462	4-9	.444	1-2	.500	0	3	3	3.3	2	6	1	1	2	17	15.8	
at UTA	1/10/15	*	31	3-19	.158	0-12	.000	0-1	.000	1	5	6	3.5	0	4	2	1	2	6	15.1	
at Appalachian State	1/15/15	*	34	7-14	.500	3-6	.500	3-5	.600	0	2	2	3.4	1	1	3	0	2	20	15.4	
TEXAS STATE	1/17/15	*	41	6-16	.375	1-6	.167	9-10	.900	0	5	5	3.5	2	5	5	0	0	22	15.8	
GEORGIA STATE	1/19/15	*	35	3-12	.250	2-8	.250	2-3	.667	0	2	2	3.4	2	0	2	0	2	10	15.5	
at Louisiana	1/22/15	*	31	3-8	.375	0-2	.000	2-2	1.000	1	0	1	3.3	1	1	3	0	0	8	15.1	
at Troy	01/24/15	*	34	4-12	.333	4-6	.667	0-0	.000	0	3	3	3.3	1	4	3	0	3	12	14.9	
UALR	1/29/15	*	39	6-11	.545	3-6	.500	2-2	1.000	0	2	2	3.2	1	0	3	0	2	17	15.0	
at Georgia State	1/31/15	*	35	2-8	.250	2-5	.400	3-7	.429	0	0	0	3.0	3	2	2	0	1	9	14.7	
TROY	2/5/15	*	36	5-14	.357	3-8	.375	0-0	.000	0	2	2	3.0	1	1	4	0	2	13	14.6	
at Georgia Southern	02/12/15	*	28	2-11	.182	1-7	.143	0-0	.000	2	1	3	3.0	1	1	2	0	0	5	14.2	
at UALR	2/19/15	*	34	2-8	.250	1-4	.250	3-3	1.000	0	1	1	2.9	2	4	1	0	0	8	14.0	
ULM	2/21/15	*	40	5-15	.333	2-7	.286	5-6	.833	2	6	8	3.1	0	4	2	0	2	17	14.1	
UTA	2/26/15	*	33	5-10	.500	1-4	.250	0-3	.000	1	2	3	3.1	2	3	5	0	2	11	14.0	
at Texas State	2/28/15	*	35	3-13	.231	0-8	.000	6-9	.667	0	3	3	3.1	2	3	5	0	4	12	13.9	
Totals			27	962	126-346	.364	58-189	.307	65-93	.699	15	69	84	3.1	49	75	62	5	46	375	13.9

Games played: 27
Minutes/game: 35.6
Points/game: 13.9
FG Pct: 36.4
3FG Pct: 30.7
FT Pct: 69.9

Rebounds/game: 3.1
Assists/game: 2.8
Turnovers/game: 2.3
Assist/turnover ratio: 1.2
Steals/game: 1.7
Blocks/game: 0.2



THE STAT CREW SYSTEM
Arkansas State Individual Game-by-Game (as of Mar 04, 2015)
All games



#04 Pierre, Josh

Opponent	Date	gs	min	Total		3-Pointers		Free throws		Rebounds				pf	a	t/o	blk	stl	pts	avg
				fg-fga	pct	3fg-fga	pct	ft-fa	pct	off	def	tot	avg							
UT MARTIN	11/17/14		3	0-0	.000	0-0	.000	0-0	.000	0	1	1	1.0	0	0	0	0	0	0	0.0
LAMAR	11/25/14		2	0-1	.000	0-1	.000	0-0	.000	0	0	0	0.5	0	0	0	0	0	0	0.0
BELHAVEN	12/6/14		2	0-0	.000	0-0	.000	0-0	.000	0	0	0	0.3	0	0	0	0	1	0	0.0
at Purdue	12/10/14		2	0-0	.000	0-0	.000	0-0	.000	0	0	0	0.3	0	0	0	0	0	0	0.0
at UTA	1/10/15		2	0-0	.000	0-0	.000	0-0	.000	0	0	0	0.2	0	0	0	0	0	0	0.0
at Georgia State	1/31/15		3	0-0	.000	0-0	.000	0-0	.000	0	2	2	0.5	0	0	1	0	0	0	0.0
Totals		0	14	0-1	.000	0-1	.000	0-0	.000	0	3	3	0.5	0	0	1	0	1	0	0.0

Games played: 6
Minutes/game: 2.3
FG Pct: 0.0
3FG Pct: 0.0

Rebounds/game: 0.5
Turnovers/game: 0.2
Steals/game: 0.2

#05 Hardwick, PJ

Opponent	Date	gs	min	Total		3-Pointers		Free throws		Rebounds				pf	a	t/o	blk	stl	pts	avg
				fg-fga	pct	3fg-fga	pct	ft-fa	pct	off	def	tot	avg							
at Central Arkansas	12/1/14	*	35	1-2	.500	0-0	.000	4-6	.667	1	4	5	5.0	4	3	5	0	2	6	6.0
BELHAVEN	12/6/14	*	37	2-6	.333	0-0	.000	1-1	1.000	4	2	6	5.5	1	9	3	0	1	5	5.5
at Purdue	12/10/14	*	26	2-7	.286	0-0	.000	4-4	1.000	0	1	1	4.0	0	3	5	0	1	8	6.3
at TOLEDO	12/13/14	*	26	0-3	.000	0-0	.000	0-0	.000	0	1	1	3.3	4	5	0	0	0	0	4.8
at Mississippi State	12-17-14	*	29	1-2	.500	0-0	.000	5-7	.714	0	6	6	3.8	1	7	3	0	0	7	5.2
MARSHALL	12/20/14	*	36	0-2	.000	0-0	.000	0-0	.000	0	4	4	3.8	3	4	3	0	0	0	4.3
at Niagara	12/23/14	*	31	2-3	.667	0-0	.000	0-0	.000	1	1	2	3.6	2	11	0	0	0	4	4.3
at South Alabama	12/30/14	*	45	3-9	.333	0-0	.000	2-2	1.000	1	3	4	3.6	1	6	0	0	4	8	4.8
APPALACHIAN STATE	1/3/15	*	38	2-8	.250	0-1	.000	6-6	1.000	1	4	5	3.8	1	15	1	0	1	10	5.3
at ULM	01/05/15	*	40	7-13	.538	0-1	.000	1-3	.333	1	5	6	4.0	3	6	3	0	1	15	6.3
GEORGIA SOUTHERN	1/8/15	*	33	4-7	.571	0-0	.000	4-6	.667	0	3	3	3.9	4	4	3	0	3	12	6.8
at UTA	1/10/15	*	29	3-9	.333	0-1	.000	0-0	.000	1	3	4	3.9	3	2	2	0	1	6	6.8
at Appalachian State	1/15/15	*	37	2-5	.400	0-0	.000	7-8	.875	2	6	8	4.2	3	9	4	0	1	11	7.1
TEXAS STATE	1/17/15	*	39	0-1	.000	0-0	.000	0-0	.000	1	2	3	4.1	2	7	3	0	3	0	6.6
GEORGIA STATE	1/19/15	*	38	0-2	.000	0-1	.000	0-0	.000	0	3	3	4.1	1	7	2	0	1	0	6.1
at Louisiana	1/22/15	*	27	7-17	.412	1-3	.333	2-2	1.000	1	1	2	3.9	3	1	4	0	0	17	6.8
at Troy	01/24/15	*	25	0-2	.000	0-0	.000	2-4	.500	0	3	3	3.9	0	3	2	0	0	2	6.5
UALR	1/29/15	*	24	0-3	.000	0-0	.000	0-0	.000	2	0	2	3.8	5	2	1	0	0	0	6.2
at Georgia State	1/31/15	*	21	0-1	.000	0-0	.000	2-2	1.000	0	2	2	3.7	1	2	1	0	0	2	5.9
TROY	2/5/15	*	30	2-4	.500	0-1	.000	0-0	.000	0	2	2	3.6	4	4	4	0	0	4	5.9
at Georgia Southern	02/12/15		22	0-1	.000	0-0	.000	0-0	.000	1	2	3	3.6	0	4	2	0	0	0	5.6
at UALR	2/19/15		17	0-0	.000	0-0	.000	0-0	.000	0	0	0	3.4	2	0	3	0	0	0	5.3
ULM	2/21/15		13	0-0	.000	0-0	.000	0-0	.000	1	0	1	3.3	1	2	0	0	0	0	5.1
UTA	2/26/15		17	0-3	.000	0-0	.000	0-0	.000	0	2	2	3.3	3	4	1	0	0	0	4.9
at Texas State	2/28/15		9	0-0	.000	0-0	.000	0-0	.000	1	0	1	3.2	0	1	1	0	0	0	4.7
Totals		20	724	38-110	.345	1-8	.125	40-51	.784	19	60	79	3.2	52	121	56	0	19	117	4.7

Games played: 25
Minutes/game: 29.0
Points/game: 4.7
FG Pct: 34.5
3FG Pct: 12.5
FT Pct: 78.4

Rebounds/game: 3.2
Assists/game: 4.8
Turnovers/game: 2.2
Assist/turnover ratio: 2.2
Steals/game: 0.8



THE STAT CREW SYSTEM
Arkansas State Individual Game-by-Game (as of Mar 04, 2015)
All games



#10 Dure, Frederic

Opponent	Date	gs	min	Total		3-Pointers		Free throws		Rebounds				pf	a	t/o	blk	stl	pts	avg
				fg-fga	pct	3fg-fga	pct	ft-fga	pct	off	def	tot	avg							
TEXAS STATE	1/17/15		7	1-1	1.000	1-1	1.000	0-0	.000	0	0	0	0.0	0	0	0	0	0	3	3.0
GEORGIA STATE	1/19/15		4	0-2	.000	0-1	.000	0-0	.000	0	1	1	0.5	0	0	1	0	0	0	1.5
at Louisiana	1/22/15		14	0-2	.000	0-1	.000	5-7	.714	0	1	1	0.7	1	0	1	0	2	5	2.7
at Troy	01/24/15		11	1-3	.333	1-1	1.000	0-0	.000	0	1	1	0.8	0	3	0	0	1	3	2.8
UALR	1/29/15		13	1-2	.500	1-1	1.000	0-0	.000	0	4	4	1.4	1	1	2	0	0	3	2.8
at Georgia State	1/31/15		23	1-4	.250	1-2	.500	2-2	1.000	0	5	5	2.0	2	0	3	0	0	5	3.2
TROY	2/5/15		10	1-2	.500	1-2	.500	0-0	.000	0	0	0	1.7	4	0	4	0	0	3	3.1
at Georgia Southern	02/12/15		18	0-3	.000	0-2	.000	0-3	.000	0	3	3	1.9	1	0	0	0	0	0	2.8
at UALR	2/19/15		15	0-3	.000	0-2	.000	0-0	.000	1	0	1	1.8	0	0	0	0	0	0	2.4
ULM	2/21/15	*	36	9-10	.900	3-4	.750	1-2	.500	1	7	8	2.4	1	3	1	0	1	22	4.4
UTA	2/26/15	*	33	6-16	.375	5-10	.500	3-4	.750	0	3	3	2.5	2	2	3	0	1	20	5.8
at Texas State	2/28/15	*	38	4-7	.571	2-3	.667	1-1	1.000	0	7	7	2.8	5	4	6	0	1	11	6.3
Totals		3	222	24-55	.436	15-30	.500	12-19	.632	2	32	34	2.8	17	13	21	0	6	75	6.3

Games played: 12
Minutes/game: 18.5
Points/game: 6.3
FG Pct: 43.6
3FG Pct: 50.0
FT Pct: 63.2

Rebounds/game: 2.8
Assists/game: 1.1
Turnovers/game: 1.8
Assist/turnover ratio: 0.6
Steals/game: 0.5

#11 Waters, Charles

Opponent	Date	gs	min	Total		3-Pointers		Free throws		Rebounds				pf	a	t/o	blk	stl	pts	avg
				fg-fga	pct	3fg-fga	pct	ft-fga	pct	off	def	tot	avg							
LAMAR	11/25/14		11	0-1	.000	0-0	.000	0-0	.000	0	1	1	1.0	1	0	1	0	0	0	0.0
at Central Arkansas	12/1/14		13	1-2	.500	0-0	.000	1-2	.500	1	3	4	2.5	2	0	0	0	2	3	1.5
BELHAVEN	12/6/14		15	3-5	.600	0-0	.000	0-0	.000	1	2	3	2.7	1	0	1	0	1	6	3.0
at Purdue	12/10/14		3	0-0	.000	0-0	.000	0-0	.000	0	0	0	2.0	0	0	0	0	0	0	2.3
at TOLEDO	12/13/14		1	0-1	.000	0-0	.000	0-0	.000	1	1	2	2.0	2	0	0	0	0	0	1.8
MARSHALL	12/20/14		3	1-1	1.000	0-0	.000	0-0	.000	0	1	1	1.8	0	0	0	0	0	2	1.8
at Niagara	12/23/14		3	0-1	.000	0-0	.000	2-2	1.000	0	0	0	1.6	1	0	2	0	1	2	1.9
at South Alabama	12/30/14		14	1-2	.500	0-0	.000	0-0	.000	1	2	3	1.8	2	0	0	2	1	2	1.9
APPALACHIAN STATE	1/3/15		5	1-1	1.000	0-0	.000	0-0	.000	0	0	0	1.6	0	0	1	0	0	2	1.9
at ULM	01/05/15		12	2-2	1.000	0-0	.000	0-0	.000	3	1	4	1.8	2	0	0	1	0	4	2.1
GEORGIA SOUTHERN	1/8/15		21	4-7	.571	0-0	.000	0-1	.000	1	5	6	2.2	5	0	1	1	1	8	2.6
at UTA	1/10/15		12	1-2	.500	0-1	.000	0-0	.000	2	1	3	2.3	3	1	1	2	1	2	2.6
at Appalachian State	1/15/15	*	19	2-7	.286	0-0	.000	0-1	.000	3	3	6	2.5	4	0	0	1	2	4	2.7
TEXAS STATE	1/17/15	*	24	0-1	.000	0-0	.000	4-4	1.000	1	6	7	2.9	4	0	0	0	1	4	2.8
GEORGIA STATE	1/19/15	*	22	1-4	.250	0-0	.000	0-0	.000	2	1	3	2.9	4	0	1	2	0	2	2.7
at Louisiana	1/22/15	*	13	3-4	.750	0-0	.000	0-2	.000	2	1	3	2.9	5	0	0	0	1	6	2.9
at Troy	01/24/15	*	16	2-4	.500	0-1	.000	0-0	.000	1	6	7	3.1	4	0	1	1	0	4	3.0
UALR	1/29/15	*	14	1-4	.250	0-0	.000	1-1	1.000	1	3	4	3.2	1	2	1	1	0	3	3.0
at Georgia State	1/31/15		18	1-3	.333	0-0	.000	2-2	1.000	1	1	2	3.1	2	0	1	1	0	4	3.1
TROY	2/5/15		18	0-2	.000	0-0	.000	0-0	.000	1	3	4	3.2	3	0	2	0	0	0	2.9
at Georgia Southern	02/12/15		6	1-2	.500	0-0	.000	0-0	.000	1	3	4	3.2	1	0	0	1	0	2	2.9
at UALR	2/19/15		9	2-2	1.000	0-0	.000	2-2	1.000	0	0	0	3.0	2	0	0	2	0	6	3.0
at Texas State	2/28/15		25	2-5	.400	0-0	.000	4-4	1.000	6	3	9	3.3	3	0	1	1	2	8	3.2
Totals		6	297	29-63	.460	0-2	.000	16-21	.762	29	47	76	3.3	52	3	14	16	13	74	3.2

Games played: 23
Minutes/game: 12.9
Points/game: 3.2
FG Pct: 46.0
3FG Pct: 0.0
FT Pct: 76.2

Rebounds/game: 3.3
Assists/game: 0.1
Turnovers/game: 0.6
Assist/turnover ratio: 0.2
Steals/game: 0.6
Blocks/game: 0.7



THE STAT CREW SYSTEM
Arkansas State Individual Game-by-Game (as of Mar 04, 2015)
All games



#12 Gardner, Sean

Opponent	Date	gs	min	Total		3-Pointers		Free throws		Rebounds				pf	a	t/o	blk	stl	pts	avg	
				fg-fga	pct	3fg-fga	pct	ft-fa	pct	off	def	tot	avg								
UT MARTIN	11/17/14	*	38	6-9	.667	1-3	.333	2-4	.500	1	3	4	4.0	2	0	4	0	2	15	15.0	
LAMAR	11/25/14	*	30	4-10	.400	2-6	.333	1-2	.500	0	2	2	3.0	2	1	1	0	0	11	13.0	
at Central Arkansas	12/1/14	*	32	2-10	.200	0-5	.000	0-0	.000	5	3	8	4.7	1	1	2	0	1	4	10.0	
BELHAVEN	12/6/14	*	35	10-13	.769	8-9	.889	0-0	.000	1	7	8	5.5	2	1	1	2	1	28	14.5	
at Purdue	12/10/14	*	23	1-6	.167	0-3	.000	0-0	.000	2	0	2	4.8	5	1	1	0	0	2	12.0	
at TOLEDO	12/13/14	*	40	5-13	.385	2-8	.250	0-0	.000	1	7	8	5.3	1	3	0	1	3	12	12.0	
at Mississippi State	12-17-14	*	36	8-14	.571	5-10	.500	1-2	.500	0	5	5	5.3	1	0	2	0	0	22	13.4	
MARSHALL	12/20/14	*	39	5-16	.313	3-9	.333	4-4	1.000	1	3	4	5.1	3	1	1	0	0	17	13.9	
at Niagara	12/23/14	*	36	9-14	.643	3-8	.375	2-4	.500	1	2	3	4.9	3	1	0	0	0	23	14.9	
at South Alabama	12/30/14	*	41	4-13	.308	1-5	.200	0-0	.000	1	2	3	4.7	0	1	3	1	1	9	14.3	
APPALACHIAN STATE	1/3/15	*	38	6-13	.462	3-6	.500	2-2	1.000	2	1	3	4.5	3	0	2	0	0	17	14.5	
at ULM	01/05/15	*	37	1-8	.125	0-4	.000	2-2	1.000	2	3	5	4.6	2	2	1	0	2	4	13.7	
GEORGIA SOUTHERN	1/8/15	*	36	2-8	.250	2-6	.333	3-3	1.000	0	2	2	4.4	0	0	1	0	2	9	13.3	
at UTA	1/10/15	*	27	6-14	.429	4-10	.400	0-0	.000	3	2	5	4.4	4	1	4	1	0	16	13.5	
at Appalachian State	1/15/15	*	36	4-10	.400	1-3	.333	0-0	.000	2	3	5	4.5	3	1	0	0	3	9	13.2	
TEXAS STATE	1/17/15	*	37	3-11	.273	1-6	.167	2-4	.500	1	1	2	4.3	1	1	2	0	3	9	12.9	
GEORGIA STATE	1/19/15	*	35	6-11	.545	4-6	.667	3-4	.750	2	1	3	4.2	5	0	0	2	0	19	13.3	
at Louisiana	1/22/15	*	18	2-7	.286	1-4	.250	0-0	.000	0	0	0	4.0	3	0	2	0	0	5	12.8	
at Troy	01/24/15	*	29	5-14	.357	1-4	.250	2-2	1.000	1	3	4	4.0	2	2	2	1	0	13	12.8	
UALR	1/29/15	*	24	6-12	.500	3-5	.600	0-1	.000	2	3	5	4.1	2	1	0	0	2	15	13.0	
at Georgia State	1/31/15	*	28	4-11	.364	1-6	.167	0-0	.000	2	1	3	4.0	3	2	2	0	1	9	12.8	
TROY	2/5/15	*	33	7-15	.467	2-7	.286	4-4	1.000	0	1	1	3.9	3	2	1	0	3	20	13.1	
at Georgia Southern	02/12/15	*	24	4-9	.444	2-3	.667	0-0	.000	1	0	1	3.7	5	2	1	0	1	10	13.0	
at UALR	2/19/15	*	25	0-5	.000	0-2	.000	2-2	1.000	0	0	0	3.6	2	2	2	0	1	2	12.5	
ULM	2/21/15		12	1-5	.200	0-2	.000	0-0	.000	0	2	2	3.5	0	2	0	0	1	2	12.1	
UTA	2/26/15		19	2-6	.333	1-1	1.000	4-5	.800	0	2	2	3.5	2	1	1	0	1	9	12.0	
at Texas State	2/28/15		27	3-7	.429	1-2	.500	2-2	1.000	0	1	1	3.4	1	3	3	0	2	9	11.9	
Totals			24	835	116-284	.408	52-143	.364	36-47	.766	31	60	91	3.4	61	32	39	8	30	320	11.9

Games played: 27
Minutes/game: 30.9
Points/game: 11.9
FG Pct: 40.8
3FG Pct: 36.4
FT Pct: 76.6

Rebounds/game: 3.4
Assists/game: 1.2
Turnovers/game: 1.4
Assist/turnover ratio: 0.8
Steals/game: 1.1
Blocks/game: 0.3



THE STAT CREW SYSTEM
Arkansas State Individual Game-by-Game (as of Mar 04, 2015)
All games



#13 Foster, C.J.

Opponent	Date	gs	min	Total		3-Pointers		Free throws		Rebounds				pf	a	t/o	blk	stl	pts	avg	
				fg-fga	pct	3fg-fga	pct	ft-fa	pct	off	def	tot	avg								
UT MARTIN	11/17/14	*	23	3-5	.600	0-1	.000	1-1	1.000	1	0	1	1.0	5	1	3	0	0	7	7.0	
LAMAR	11/25/14	*	31	0-1	.000	0-0	.000	3-4	.750	0	2	2	1.5	3	1	1	0	0	3	5.0	
at Central Arkansas	12/1/14		13	1-2	.500	0-1	.000	2-4	.500	1	1	2	1.7	2	1	0	1	0	4	4.7	
BELHAVEN	12/6/14		12	1-2	.500	0-0	.000	1-1	1.000	1	0	1	1.5	1	1	2	0	0	3	4.3	
at Purdue	12/10/14		17	0-2	.000	0-1	.000	0-0	.000	1	2	3	1.8	2	2	2	0	0	0	3.4	
at Mississippi State	12-17-14		1	0-0	.000	0-0	.000	0-0	.000	0	0	0	1.5	0	0	0	0	0	0	2.8	
APPALACHIAN STATE	1/3/15		4	0-0	.000	0-0	.000	2-2	1.000	1	0	1	1.4	0	0	0	0	0	2	2.7	
GEORGIA SOUTHERN	1/8/15		9	0-2	.000	0-2	.000	2-2	1.000	0	0	0	1.3	0	0	0	0	0	2	2.6	
at UTA	1/10/15		12	1-1	1.000	1-1	1.000	0-0	.000	0	1	1	1.2	1	1	2	0	0	3	2.7	
at Appalachian State	1/15/15		14	0-2	.000	0-0	.000	0-0	.000	1	2	3	1.4	1	0	3	0	0	0	2.4	
TEXAS STATE	1/17/15		9	0-0	.000	0-0	.000	0-0	.000	0	0	0	1.3	1	1	0	0	0	0	2.2	
GEORGIA STATE	1/19/15		8	1-3	.333	0-1	.000	0-0	.000	0	0	0	1.2	2	1	1	0	0	2	2.2	
at Louisiana	1/22/15		5	0-2	.000	0-0	.000	0-0	.000	1	0	1	1.2	1	0	0	0	0	0	2.0	
at Georgia State	1/31/15		11	0-2	.000	0-2	.000	1-2	.500	0	0	0	1.1	2	0	0	0	0	1	1.9	
TROY	2/5/15		13	2-4	.500	0-0	.000	1-1	1.000	1	0	1	1.1	0	0	0	0	1	5	2.1	
at Georgia Southern	02/12/15	*	28	2-5	.400	1-2	.500	4-9	.444	2	1	3	1.2	3	1	1	0	1	9	2.6	
at UALR	2/19/15	*	23	1-4	.250	1-1	1.000	0-0	.000	0	0	0	1.1	0	2	1	0	0	3	2.6	
ULM	2/21/15	*	19	1-3	.333	0-1	.000	0-0	.000	0	0	0	1.1	0	1	0	0	0	2	2.6	
UTA	2/26/15	*	18	1-4	.250	0-1	.000	0-0	.000	1	1	2	1.1	1	1	1	0	1	2	2.5	
at Texas State	2/28/15	*	11	0-1	.000	0-0	.000	0-0	.000	1	0	1	1.1	0	0	1	0	0	0	2.4	
Totals			7	281	14-45	.311	3-14	.214	17-26	.654	12	10	22	1.1	25	14	18	1	3	48	2.4

Games played: 20
Minutes/game: 14.1
Points/game: 2.4
FG Pct: 31.1
3FG Pct: 21.4
FT Pct: 65.4

Rebounds/game: 1.1
Assists/game: 0.7
Turnovers/game: 0.9
Assist/turnover ratio: 0.8
Steals/game: 0.2
Blocks/game: 0.1



THE STAT CREW SYSTEM
Arkansas State Individual Game-by-Game (as of Mar 04, 2015)
All games



#14 Downs, Kelvin

Opponent	Date	gs	min	Total		3-Pointers		Free throws		Rebounds				pf	a	t/o	blk	stl	pts	avg
				fg-fga	pct	3fg-fga	pct	ft-fa	pct	off	def	tot	avg							
UT MARTIN	11/17/14	*	23	3-4	.750	0-0	.000	2-2	1.000	0	1	1	1.0	4	0	1	0	0	8	8.0
LAMAR	11/25/14	*	18	2-5	.400	0-0	.000	3-5	.600	1	2	3	2.0	1	0	3	0	0	7	7.5
at Central Arkansas	12/1/14	*	14	2-4	.500	0-0	.000	0-1	.000	1	2	3	2.3	1	0	0	1	1	4	6.3
BELHAVEN	12/6/14	*	19	2-7	.286	0-2	.000	1-1	1.000	0	5	5	3.0	3	1	2	1	0	5	6.0
at Purdue	12/10/14	*	10	0-3	.000	0-0	.000	0-0	.000	1	1	2	2.8	5	1	0	0	0	0	4.8
at TOLEDO	12/13/14		24	2-4	.500	0-0	.000	0-0	.000	0	3	3	2.8	1	1	1	1	0	4	4.7
at Mississippi State	12-17-14		15	2-3	.667	0-0	.000	0-0	.000	2	2	4	3.0	3	0	2	0	0	4	4.6
MARSHALL	12/20/14		16	1-2	.500	0-0	.000	4-6	.667	2	2	4	3.1	2	0	2	1	0	6	4.8
at Niagara	12/23/14		18	0-3	.000	0-0	.000	0-0	.000	1	0	1	2.9	3	0	2	0	0	0	4.2
at South Alabama	12/30/14		11	0-1	.000	0-0	.000	0-0	.000	0	1	1	2.7	5	0	2	0	0	0	3.8
APPALACHIAN STATE	1/3/15		25	3-6	.500	1-1	1.000	1-2	.500	1	2	3	2.7	4	0	2	1	1	8	4.2
at ULM	01/05/15		20	1-3	.333	0-0	.000	1-2	.500	0	3	3	2.8	1	0	2	0	0	3	4.1
GEORGIA SOUTHERN	1/8/15		18	0-0	.000	0-0	.000	0-0	.000	0	0	0	2.5	1	0	1	0	0	0	3.8
at UTA	1/10/15	*	22	0-2	.000	0-0	.000	4-4	1.000	1	1	2	2.5	1	0	0	0	0	4	3.8
at Appalachian State	1/15/15		13	0-1	.000	0-0	.000	0-0	.000	0	1	1	2.4	3	0	1	1	0	0	3.5
TEXAS STATE	1/17/15		5	1-2	.500	0-0	.000	0-0	.000	0	1	1	2.3	4	0	1	0	0	2	3.4
GEORGIA STATE	1/19/15		13	0-1	.000	0-0	.000	1-2	.500	0	0	0	2.2	3	0	0	1	0	1	3.3
at Louisiana	1/22/15		27	3-8	.375	0-0	.000	0-0	.000	1	5	6	2.4	1	0	0	1	1	6	3.4
at Troy	01/24/15		14	0-2	.000	0-0	.000	0-0	.000	0	1	1	2.3	2	0	0	1	0	0	3.3
UALR	1/29/15		22	3-7	.429	0-0	.000	1-2	.500	2	4	6	2.5	3	0	2	1	0	7	3.5
at Georgia State	1/31/15	*	12	0-5	.000	0-0	.000	2-2	1.000	1	1	2	2.5	2	0	2	1	0	2	3.4
TROY	2/5/15		2	0-0	.000	0-0	.000	0-0	.000	0	0	0	2.4	0	0	0	0	0	0	3.2
at UALR	2/19/15		15	3-3	1.000	0-0	.000	0-0	.000	1	1	2	2.3	4	1	2	0	0	6	3.3
ULM	2/21/15		33	6-12	.500	0-0	.000	0-2	.000	2	5	7	2.5	4	1	1	3	0	12	3.7
UTA	2/26/15		26	1-4	.250	0-0	.000	2-2	1.000	2	3	5	2.6	4	0	1	0	0	4	3.7
at Texas State	2/28/15	*	15	0-4	.000	0-0	.000	0-0	.000	1	0	1	2.6	2	0	2	0	0	0	3.6
Totals			8	450	35-96	.365	1-3	.333	22-33	.667	20	47	67	2.6	67	5	32	14	93	3.6

Games played: 26
Minutes/game: 17.3
Points/game: 3.6
FG Pct: 36.5
3FG Pct: 33.3
FT Pct: 66.7

Rebounds/game: 2.6
Assists/game: 0.2
Turnovers/game: 1.2
Assist/turnover ratio: 0.2
Steals/game: 0.1
Blocks/game: 0.5



THE STAT CREW SYSTEM
Arkansas State Individual Game-by-Game (as of Mar 04, 2015)
All games



#24 Livingston, Anthony

Opponent	Date	gs	min	Total		3-Pointers		Free throws		Rebounds				pf	a	t/o	blk	stl	pts	avg	
				fg-fga	pct	3fg-fga	pct	ft-fa	pct	off	def	tot	avg								
UT MARTIN	11/17/14	*	38	9-15	.600	2-3	.667	6-7	.857	2	7	9	9.0	2	0	2	1	2	26	26.0	
LAMAR	11/25/14	*	39	6-8	.750	1-3	.333	3-6	.500	4	5	9	9.0	2	2	4	2	1	16	21.0	
at Central Arkansas	12/1/14	*	35	8-13	.615	2-2	1.000	2-3	.667	1	2	3	7.0	0	1	4	2	0	20	20.7	
BELHAVEN	12/6/14	*	32	7-11	.636	1-2	.500	4-5	.800	0	10	10	7.8	4	0	3	1	2	19	20.3	
at Purdue	12/10/14	*	33	5-13	.385	1-2	.500	1-2	.500	2	2	4	7.0	3	0	4	0	0	12	18.6	
at TOLEDO	12/13/14	*	25	4-9	.444	1-3	.333	2-2	1.000	1	3	4	6.5	4	1	5	1	0	11	17.3	
at Mississippi State	12-17-14	*	34	3-5	.600	0-2	.000	2-6	.333	1	6	7	6.6	3	1	3	1	1	8	16.0	
MARSHALL	12/20/14	*	37	6-16	.375	1-4	.250	7-13	.538	5	15	20	8.3	1	4	3	3	0	20	16.5	
at Niagara	12/23/14	*	35	5-12	.417	2-2	1.000	4-6	.667	3	7	10	8.4	2	1	1	0	0	16	16.4	
at South Alabama	12/30/14	*	43	6-16	.375	1-5	.200	3-4	.750	2	11	13	8.9	0	1	2	0	0	16	16.4	
APPALACHIAN STATE	1/3/15	*	37	9-17	.529	1-1	1.000	2-2	1.000	5	8	13	9.3	1	0	2	1	2	21	16.8	
at ULM	01/05/15	*	38	4-11	.364	0-3	.000	2-2	1.000	1	4	5	8.9	4	3	4	0	0	10	16.3	
GEORGIA SOUTHERN	1/8/15	*	34	5-15	.333	0-2	.000	1-2	.500	2	4	6	8.7	0	0	3	1	1	11	15.8	
at UTA	1/10/15	*	30	3-5	.600	0-1	.000	0-1	.000	2	4	6	8.5	2	0	0	0	1	6	15.1	
at Appalachian State	1/15/15	*	37	4-12	.333	1-3	.333	4-4	1.000	1	11	12	8.7	0	0	1	5	0	13	15.0	
TEXAS STATE	1/17/15	*	44	9-14	.643	2-4	.500	4-7	.571	4	11	15	9.1	3	0	3	0	0	24	15.6	
GEORGIA STATE	1/19/15	*	40	3-12	.250	1-3	.333	13-14	.929	4	9	13	9.4	3	0	4	0	0	20	15.8	
at Louisiana	1/22/15	*	22	1-5	.200	0-3	.000	0-1	.000	0	4	4	9.1	2	0	2	0	0	2	15.1	
at Troy	01/24/15	*	36	6-10	.600	1-3	.333	3-6	.500	2	11	13	9.3	2	1	2	1	1	16	15.1	
UALR	1/29/15	*	36	3-10	.300	0-4	.000	4-5	.800	4	7	11	9.4	4	3	5	2	0	10	14.9	
at Georgia State	1/31/15	*	37	2-11	.182	0-0	.000	6-7	.857	0	6	6	9.2	1	0	1	1	0	10	14.6	
TROY	2/5/15	*	37	6-13	.462	0-2	.000	1-4	.250	3	5	8	9.1	4	2	2	3	1	13	14.5	
at Georgia Southern	02/12/15	*	40	8-16	.500	0-4	.000	0-1	.000	5	11	16	9.4	2	0	1	0	0	16	14.6	
at UALR	2/19/15	*	37	8-18	.444	3-5	.600	1-2	.500	5	14	19	9.8	2	0	4	0	0	20	14.8	
ULM	2/21/15	*	37	7-16	.438	1-4	.250	0-1	.000	5	2	7	9.7	2	0	1	2	0	15	14.8	
UTA	2/26/15	*	37	8-12	.667	2-4	.500	13-14	.929	5	10	15	9.9	2	0	4	0	0	31	15.5	
at Texas State	2/28/15	*	40	7-14	.500	2-3	.667	4-6	.667	4	9	13	10.0	3	1	2	0	1	20	15.6	
Totals			27	970	152-329	.462	26-77	.338	92-133	.692	73	198	271	10.0	58	21	72	27	13	422	15.6

Games played: 27
Minutes/game: 35.9
Points/game: 15.6
FG Pct: 46.2
3FG Pct: 33.8
FT Pct: 69.2

Rebounds/game: 10.0
Assists/game: 0.8
Turnovers/game: 2.7
Assist/turnover ratio: 0.3
Steals/game: 0.5
Blocks/game: 1.0



THE STAT CREW SYSTEM
Arkansas State Individual Game-by-Game (as of Mar 04, 2015)
All games



#25 White, Ronnie

Opponent	Date	gs	min	Total		3-Pointers		Free throws		Rebounds				pf	a	t/o	blk	stl	pts	avg
				fg-fga	pct	3fg-fga	pct	ft-fa	pct	off	def	tot	avg							
UT MARTIN	11/17/14		13	0-2	.000	0-0	.000	0-0	.000	0	4	4	4.0	1	0	1	0	0	0	0.0
BELHAVEN	12/6/14		3	1-1	1.000	0-0	.000	2-2	1.000	2	1	3	3.5	0	0	0	0	0	4	2.0
at Purdue	12/10/14		10	0-1	.000	0-0	.000	1-2	.500	0	3	3	3.3	3	0	0	0	0	1	1.7
Totals		0	26	1-4	.250	0-0	.000	3-4	.750	2	8	10	3.3	4	0	1	0	0	5	1.7

Games played: 3
Minutes/game: 8.7
Points/game: 1.7
FG Pct: 25.0
FT Pct: 75.0

Rebounds/game: 3.3
Turnovers/game: 0.3

#33 Boucoum, Nouhoum

Opponent	Date	gs	min	Total		3-Pointers		Free throws		Rebounds				pf	a	t/o	blk	stl	pts	avg
				fg-fga	pct	3fg-fga	pct	ft-fa	pct	off	def	tot	avg							
UT MARTIN	11/17/14		5	0-0	.000	0-0	.000	0-0	.000	0	2	2	2.0	1	0	0	0	0	0	0.0
LAMAR	11/25/14		12	2-3	.667	0-0	.000	2-2	1.000	3	4	7	4.5	4	0	1	1	1	6	3.0
at Central Arkansas	12/1/14		18	6-9	.667	0-0	.000	0-0	.000	5	4	9	6.0	1	0	0	3	0	12	6.0
BELHAVEN	12/6/14		5	1-4	.250	0-1	.000	0-0	.000	2	2	4	5.5	1	0	0	0	0	2	5.0
at Purdue	12/10/14		24	4-9	.444	0-0	.000	2-4	.500	5	5	10	6.4	1	0	2	1	0	10	6.0
at TOLEDO	12/13/14	*	30	6-11	.545	0-0	.000	1-2	.500	2	3	5	6.2	3	0	2	0	0	13	7.2
at Mississippi State	12-17-14	*	31	4-8	.500	0-0	.000	5-8	.625	3	5	8	6.4	1	0	1	2	2	13	8.0
MARSHALL	12/20/14	*	23	2-4	.500	0-0	.000	2-2	1.000	0	4	4	6.1	3	1	2	0	0	6	7.8
at Niagara	12/23/14	*	23	1-7	.143	0-0	.000	3-5	.600	0	7	7	6.2	1	0	2	0	0	5	7.4
at South Alabama	12/30/14	*	22	5-8	.625	0-0	.000	4-4	1.000	4	2	6	6.2	5	0	0	0	0	14	8.1
APPALACHIAN STATE	1/3/15	*	13	1-6	.167	0-0	.000	0-0	.000	2	2	4	6.0	1	0	2	0	0	2	7.5
at ULM	01/05/15	*	10	0-0	.000	0-0	.000	0-0	.000	0	1	1	5.6	1	0	0	0	0	0	6.9
GEORGIA SOUTHERN	1/8/15	*	7	1-4	.250	0-0	.000	0-0	.000	1	0	1	5.2	2	0	0	0	0	2	6.5
at UTA	1/10/15		17	0-2	.000	0-0	.000	4-6	.667	1	2	3	5.1	1	1	0	0	0	4	6.4
at Appalachian State	1/15/15		10	1-4	.250	0-0	.000	0-0	.000	0	1	1	4.8	1	0	0	0	0	2	6.1
TEXAS STATE	1/17/15		17	5-9	.556	0-1	.000	4-6	.667	1	2	3	4.7	2	0	0	1	0	14	6.6
GEORGIA STATE	1/19/15		5	0-2	.000	0-0	.000	0-0	.000	0	1	1	4.5	0	0	0	0	0	0	6.2
at Louisiana	1/22/15		19	2-4	.500	1-1	1.000	3-3	1.000	2	2	4	4.4	3	0	2	1	0	8	6.3
at Troy	01/24/15		14	3-7	.429	0-0	.000	1-1	1.000	1	3	4	4.4	1	0	0	0	0	7	6.3
UALR	1/29/15		8	1-1	1.000	0-0	.000	2-4	.500	0	3	3	4.4	1	1	0	1	0	4	6.2
at Georgia State	1/31/15		9	0-3	.000	0-0	.000	1-2	.500	2	2	4	4.3	3	0	2	0	0	1	6.0
TROY	2/5/15	*	17	2-3	.667	0-0	.000	2-3	.667	3	1	4	4.3	2	0	1	1	2	6	6.0
at Georgia Southern	02/12/15	*	34	7-10	.700	0-0	.000	4-5	.800	3	8	11	4.6	4	0	6	0	0	18	6.5
at UALR	2/19/15	*	20	6-12	.500	0-0	.000	0-0	.000	3	4	7	4.7	2	0	0	0	0	12	6.7
ULM	2/21/15	*	10	0-3	.000	0-0	.000	0-0	.000	1	1	2	4.6	1	0	3	0	0	0	6.4
UTA	2/26/15	*	17	2-4	.500	0-0	.000	0-0	.000	0	0	0	4.4	0	0	2	1	0	4	6.3
Totals		13	420	62-137	.453	1-3	.333	40-57	.702	44	71	115	4.4	46	3	28	12	5	165	6.3

Games played: 26
Minutes/game: 16.2
Points/game: 6.3
FG Pct: 45.3
3FG Pct: 33.3
FT Pct: 70.2

Rebounds/game: 4.4
Assists/game: 0.1
Turnovers/game: 1.1
Assist/turnover ratio: 0.1
Steals/game: 0.2
Blocks/game: 0.5



THE STAT CREW SYSTEM
Arkansas State Individual Game-by-Game (as of Mar 04, 2015)
All games



#TM TEAM

Opponent	Date	gs	min	Total		3-Pointers		Free throws		Rebounds				pf	a	t/o	blk	stl	pts	avg
				fg-fga	pct	3fg-fga	pct	ft-fa	pct	off	def	tot	avg							
UT MARTIN	11/17/14		0	0-0	.000	0-0	.000	0-0	.000	0	1	1	1.0	0	0	0	0	0	0	0.0
LAMAR	11/25/14		0	0-0	.000	0-0	.000	0-0	.000	3	1	4	2.5	0	0	0	0	0	0	0.0
at Central Arkansas	12/1/14		0	0-0	.000	0-0	.000	0-0	.000	2	1	3	2.7	1	0	1	0	0	0	0.0
BELHAVEN	12/6/14		0	0-0	.000	0-0	.000	0-0	.000	4	1	5	3.3	0	0	0	0	0	0	0.0
at Purdue	12/10/14		0	0-0	.000	0-0	.000	0-0	.000	2	2	4	3.4	0	0	0	0	0	0	0.0
at TOLEDO	12/13/14		0	0-0	.000	0-0	.000	0-0	.000	5	1	6	3.8	0	0	0	0	0	0	0.0
at Mississippi State	12-17-14		0	0-0	.000	0-0	.000	0-0	.000	0	3	3	3.7	0	0	0	0	0	0	0.0
MARSHALL	12/20/14		0	0-0	.000	0-0	.000	0-0	.000	3	2	5	3.9	0	0	0	0	0	0	0.0
at Niagara	12/23/14		0	0-0	.000	0-0	.000	0-0	.000	2	4	6	4.1	0	0	0	0	0	0	0.0
at South Alabama	12/30/14		0	0-0	.000	0-0	.000	0-0	.000	2	1	3	4.0	0	0	1	0	0	0	0.0
APPALACHIAN STATE	1/3/15		0	0-0	.000	0-0	.000	0-0	.000	0	0	0	3.6	0	0	0	0	0	0	0.0
at ULM	01/05/15		0	0-0	.000	0-0	.000	0-0	.000	1	2	3	3.6	0	0	0	0	0	0	0.0
GEORGIA SOUTHERN	1/8/15		0	0-0	.000	0-0	.000	0-0	.000	1	1	2	3.5	0	0	0	0	0	0	0.0
at UTA	1/10/15		0	0-0	.000	0-0	.000	0-0	.000	0	1	1	3.3	0	0	1	0	0	0	0.0
at Appalachian State	1/15/15		0	0-0	.000	0-0	.000	0-0	.000	1	2	3	3.3	0	0	1	0	0	0	0.0
TEXAS STATE	1/17/15		0	0-0	.000	0-0	.000	0-0	.000	1	4	5	3.4	0	0	0	0	0	0	0.0
GEORGIA STATE	1/19/15		0	0-0	.000	0-0	.000	0-0	.000	2	4	6	3.5	0	0	0	0	0	0	0.0
at Louisiana	1/22/15		0	0-0	.000	0-0	.000	0-0	.000	3	0	3	3.5	0	0	0	0	0	0	0.0
at Troy	01/24/15		0	0-0	.000	0-0	.000	0-0	.000	4	0	4	3.5	0	0	0	0	0	0	0.0
UALR	1/29/15		0	0-0	.000	0-0	.000	0-0	.000	1	0	1	3.4	0	0	0	0	0	0	0.0
at Georgia State	1/31/15		0	0-0	.000	0-0	.000	0-0	.000	0	1	1	3.3	0	0	0	0	0	0	0.0
TROY	2/5/15		0	0-0	.000	0-0	.000	0-0	.000	2	0	2	3.2	0	0	0	0	0	0	0.0
at Georgia Southern	02/12/15		0	0-0	.000	0-0	.000	0-0	.000	0	1	1	3.1	0	0	1	0	0	0	0.0
at UALR	2/19/15		0	0-0	.000	0-0	.000	0-0	.000	1	4	5	3.2	0	0	0	0	0	0	0.0
ULM	2/21/15		0	0-0	.000	0-0	.000	0-0	.000	2	1	3	3.2	0	0	0	0	0	0	0.0
UTA	2/26/15		0	0-0	.000	0-0	.000	0-0	.000	7	4	11	3.5	0	0	0	0	0	0	0.0
at Texas State	2/28/15		0	0-0	.000	0-0	.000	0-0	.000	0	1	1	3.4	0	0	0	0	0	0	0.0
Totals		0	0	0-0	.000	0-0	.000	0-0	.000	49	43	92	3.4	1	0	5	0	0	0	0.0

Games played: 27

Rebounds/game: 3.4
Turnovers/game: 0.2



THE STAT CREW SYSTEM
Arkansas State Season/Career Statistics (as of Mar 04, 2015)
All games



SEASON STATISTICS

CAREER STATISTICS

SUMMARY	gp-gs	min/g	fg%	3fg%	ft%	r/g	a/g	stl	blk	pts/g	gp-gs	min/g	fg%	3fg%	ft%	r/g	a/g	stl	blk	pts/g
Livingston, Anthony	27-27	35.9	.462	.338	.692	10.0	0.8	13	27	15.6	27-27	35.9	.462	.338	.692	10.0	0.8	13	27	15.6
Golden, Cameron	27-27	35.6	.364	.307	.699	3.1	2.8	46	5	13.9	90-58	26.1	.356	.310	.675	2.8	2.5	113	11	9.4
Gardner, Sean	27-24	30.9	.408	.364	.766	3.4	1.2	30	8	11.9	27-24	30.9	.408	.364	.766	3.4	1.2	30	8	11.9
Boucoun, Nouhoum	26-13	16.2	.453	.333	.702	4.4	0.1	5	12	6.3	26-13	16.2	.453	.333	.702	4.4	0.1	5	12	6.3
Dure, Frederic	12-3	18.5	.436	.500	.632	2.8	1.1	6	0	6.3	12-3	18.5	.436	.500	.632	2.8	1.1	6	0	6.3
Hardwick, PJ	25-20	29.0	.345	.125	.784	3.2	4.8	19	0	4.7	25-20	29.0	.345	.125	.784	3.2	4.8	19	0	4.7
Downs, Kelvin	26-8	17.3	.365	.333	.667	2.6	0.2	3	14	3.6	87-14	14.2	.416	.250	.636	2.2	0.3	17	43	3.0
Waters, Charles	23-6	12.9	.460	.000	.762	3.3	0.1	13	16	3.2	23-6	12.9	.460	.000	.762	3.3	0.1	13	16	3.2
Foster, C.J.	20-7	14.1	.311	.214	.654	1.1	0.7	3	1	2.4	20-7	14.1	.311	.214	.654	1.1	0.7	3	1	2.4
Macklien, Daijon	21-0	11.9	.444	.333	.667	1.0	0.8	5	0	2.0	21-0	11.9	.444	.333	.667	1.0	0.8	5	0	2.0
White, Ronnie	3-0	8.7	.250	.000	.750	3.3	0.0	0	0	1.7	3-0	8.7	.250	.000	.750	3.3	0.0	0	0	1.7
Pierre, Josh	6-0	2.3	.000	.000	.000	0.5	0.0	1	0	0.0	18-0	2.4	.333	.286	.667	0.4	0.0	3	0	1.0
SCORING	fg-fga	fg%	3fg-fga	3fg%	ft-fta	ft%	pts	pts/g			fg-fga	fg%	3fg-fga	3fg%	ft-fta	ft%	pts	pts/g		
Livingston, Anthony	152-329	.462	26-77	.338	92-133	.692	422	15.6			152-329	.462	26-77	.338	92-133	.692	422	15.6		
Golden, Cameron	126-346	.364	58-189	.307	65-93	.699	375	13.9			281-789	.356	145-467	.310	141-209	.675	848	9.4		
Gardner, Sean	116-284	.408	52-143	.364	36-47	.766	320	11.9			116-284	.408	52-143	.364	36-47	.766	320	11.9		
Boucoun, Nouhoum	62-137	.453	1-3	.333	40-57	.702	165	6.3			62-137	.453	1-3	.333	40-57	.702	165	6.3		
Dure, Frederic	24-55	.436	15-30	.500	12-19	.632	75	6.3			24-55	.436	15-30	.500	12-19	.632	75	6.3		
Hardwick, PJ	38-110	.345	1-8	.125	40-51	.784	117	4.7			38-110	.345	1-8	.125	40-51	.784	117	4.7		
Downs, Kelvin	35-96	.365	1-3	.333	22-33	.667	93	3.6			97-233	.416	1-4	.250	63-99	.636	258	3.0		
Waters, Charles	29-63	.460	0-2	.000	16-21	.762	74	3.2			29-63	.460	0-2	.000	16-21	.762	74	3.2		
Foster, C.J.	14-45	.311	3-14	.214	17-26	.654	48	2.4			14-45	.311	3-14	.214	17-26	.654	48	2.4		
Macklien, Daijon	16-36	.444	4-12	.333	6-9	.667	42	2.0			16-36	.444	4-12	.333	6-9	.667	42	2.0		
White, Ronnie	1-4	.250	0-0	.000	3-4	.750	5	1.7			1-4	.250	0-0	.000	3-4	.750	5	1.7		
Pierre, Josh	0-1	.000	0-1	.000	0-0	.000	0	0.0			5-15	.333	4-14	.286	4-6	.667	18	1.0		
TOTALS	o-reb	d-reb	t-reb	pf	fo	ast	to	a/to			o-reb	d-reb	t-reb	pf	fo	ast	to	a/to		
Livingston, Anthony	73	198	271	58	0	21	72	0.3			73	198	271	58	0	21	72	0.3		
Golden, Cameron	15	69	84	49	1	75	62	1.2			51	197	248	158	3	221	174	1.3		
Gardner, Sean	31	60	91	61	3	32	39	0.8			31	60	91	61	3	32	39	0.8		
Boucoun, Nouhoum	44	71	115	46	1	3	28	0.1			44	71	115	46	1	3	28	0.1		
Dure, Frederic	2	32	34	17	1	13	21	0.6			2	32	34	17	1	13	21	0.6		
Hardwick, PJ	19	60	79	52	1	121	56	2.2			19	60	79	52	1	121	56	2.2		
Downs, Kelvin	20	47	67	67	2	5	32	0.2			60	131	191	195	6	24	93	0.3		
Waters, Charles	29	47	76	52	2	3	14	0.2			29	47	76	52	2	3	14	0.2		
Foster, C.J.	12	10	22	25	1	14	18	0.8			12	10	22	25	1	14	18	0.8		
Macklien, Daijon	3	17	20	19	0	16	22	0.7			3	17	20	19	0	16	22	0.7		
White, Ronnie	2	8	10	4	0	0	1	0.0			2	8	10	4	0	0	1	0.0		
Pierre, Josh	0	3	3	0	0	0	1	0.0			1	6	7	1	0	0	2	0.0		