



# ARKANSAS STATE MEN'S BASKETBALL

Men's Basketball Twitter: @ASateMB • Twitter In-Game Updates: @ASateGameDay, #ASateMB • Athletics Website: AStateRedWolves.com  
Mark Taylor, Assistant Athletics Media Relations Director • Office: 870-972-3383 • Cell: 870-219-5705 • Email: martaylor@astate.edu

## STAT COMPARISON

A-STATE		GAME 25	ULM	
SBC Overall	Stat	Overall	SBC	
4-11	9-15	Record	18-8	12-3
60.7	63.5	Points Per Game	65.7	63.7
69.4	68.2	Points Per Game (DEF)	60.1	59.7
38.2	40.5	Field Goal %	44.0	43.2
43.2	42.1	Field Goal % (DEF)	37.6	38.2
30.7	32.9	3-Point FG %	29.9	29.4
33.3	32.4	3-Point FG % (DEF)	28.4	28.6
71.9	70.4	Free Throw %	70.9	71.5
34.3	35.2	Rebounds Per Game	36.4	35.3
10.3	11.1	Assists Per Game	13.7	12.9
13.5	13.5	Turnovers Per Game	11.7	11.2
3.1	3.2	Blocks Per Game	4.5	3.7
5.1	5.2	Steals Per Game	5.3	4.8

## 2014-15 SCHEDULE

DATE	OPPONENT (TV)	TIME/RESULT
Nov. 5	Henderson State ( <i>Exhibition</i> )	84-64, W
Nov. 12	Southern Arkansas ( <i>Exhibition</i> )	67-69, L
Nov. 17	Tennessee-Martin	73-75, L
Nov. 24	Lamar	58-63, L
Dec. 1	at Central Arkansas	67-49, W
Dec. 6	Belhaven	95-68, W
Dec. 10	at Purdue (ESPN3)	46-87, L
Dec. 13	at Toledo	65-73, L
Dec. 17	at Mississippi State (SEC Network)	69-55, W
Dec. 20	Marshall	67-58, W
Dec. 23	at Niagara	74-69, W
Dec. 30	at South Alabama*	63-60 (OT), W
Jan. 3	Appalachian State*	73-74, L
Jan. 5	at ULM*	61-70, L
Jan. 8	Georgia Southern*	61-73, L
Jan. 10	at UT Arlington*	50-77, L
Jan. 15	at Appalachian State*	59-50, W
Jan. 17	Texas State* (ESPN3)	78-73 (OT), W
Jan. 19	Georgia State*	54-60, L
Jan. 22	at Louisiana*	59-96, L
Jan. 24	at Troy*	64-55, W
Jan. 29	UALR*	65-75, L
Jan. 31	at Georgia State*	43-74, L
Feb. 5	Troy*	64-69, L
Feb. 12	at Georgia Southern*	60-65, L
Feb. 19	at UALR*	57-50, L
Feb. 21	ULM*	7:05 p.m.
Feb. 26	UT Arlington*	7:30 p.m.
Feb. 28	at Texas State*	4:30 p.m.
Mar. 5	South Alabama*	7:30 p.m.
Mar. 7	Louisiana*	7:05 p.m.
Mar. 12-15	SBC Tournament (New Orleans, La.)	TBA

All times listed are Central  
All home games in **bold**  
\* – Sun Belt Conference Game



ARKANSAS STATE  
RED WOLVES

Head Coach: John Brady  
Year: 7th Season  
Record at A-State: 108-106 (7 yrs)  
Career Record: 389-322 (23 yrs.)  
vs. ULM: 9-3  
MBB SID: Mark Taylor

Top Players (per game):  
Pts: Anthony Livingston (14.8)  
Rebs: Anthony Livingston (9.8)  
Asts: PJ Hardwick (5.2)  
Blks: Anthony Livingston (1.1)  
Stls: Cameron Golden (1.6)

—VS—



ULM  
WARHAWKS

Head Coach: Keith Richard  
Year: 5th Season  
Record at School: 42-98 (5 yrs)  
Career Record: 192-215 (14 yrs)  
vs. A-State: 7-9  
MBB SID: Robbie Kleinmuntz

Top Players (per game):  
Pts: Tylor Ongwae (14.3)  
Rebs: Tylor Ongwae (7.0)  
Asts: Nick Coppola (4.0)  
Blks: Majok Deng (1.6)  
Stls: Justin Roberson (1.1)

## GAME INFORMATION

DATE: Saturday, Feb. 21, 2015  
TIPOFF: 7:00 p.m.  
LOCATION: Jonesboro, Ark  
ARENA: Convocation Center  
ARENA CAPACITY: 10,038  
VIDEO: Red Wolves Digital Network  
RADIO: East Arkansas Broadcasters  
Red Wolves Sports Network  
107.9 KFIN-FM (Jonesboro) - Flagship  
TALENT: Matt Stolz (play-by-play)  
ONLINE AUDIO: AStateRedWolves.com  
LIVE STATS: AStateStats.com

## SERIES HISTORY

Overall .....A-State leads, 33-23  
Last Meeting.....ULM, 70-61  
Location.....Monroe  
Streak.....ULM W1  
In Jonesboro.....A-State leads, 23-4  
In Monroe.....ULM leads, 18-8  
Neutral Site.....A-State leads, 2-1

## QUICK HITS

- The Arkansas State men's basketball team has four of its next five games on the home floor beginning with a 7 p.m. matchup with ULM.
- Despite a near 20-20 performance by Anthony Livingston, A-State was dealt a fifth-straight loss, 70-57, at UALR on Thursday. Livingston scored 20 points and hauled in 19 rebounds to lead the Red Wolves. Nouhoum Boucoum added 12 points and seven rebounds, but a combined 3-of-20 (15 percent) shooting by the perimeter players hampered A-State.
- After playing 11 games in January, the most in the month since the 1986-87 season, A-State has six games in February, tied for the fewest dating back to the 1959-60 season. The only other time A-State played six games in February was the 2000-01 season.
- A-State has amassed a record of 200-201 (.499) since joining the Sun Belt Conference in the 1991-92 season. A-State is now 129-68 (.655) in home SBC games while the road record sits at 71-132 (.350).
- A-State is 4-1 in league play, 6-1 on the season, when pulling down 40 or more rebounds. In each of the Red Wolves four conference wins, the opponent shot below 40 percent from the field.
- The Red Wolves are 9-4 on the season when pulling down 35-plus rebounds. A-State is 8-5 when attempting fewer three-pointers in the second half compared to the first half and 8-3 when shooting a better field goal percentage than their opposition.
- A-State is 1-4 this season in game two of the home-and home conference series. Under head coach John Brady, A-State is 19-26 in game two of a regular season home-and-home conference series.






## ARKANSAS STATE PROBABLE STARTERS (BASED OFF LAST GAME)

Player	PPG	FG%	3FG%	FT%	RPG	APG	SPG	BPG	MPG
1 G Cameron Golden	14.0	36.7	32.4	72.0	2.9	2.7	1.6	0.2	35.6
12 G Sean Gardner	12.5	41.4	36.2	75.0	3.6	1.1	1.1	0.3	32.4
13 G C.J. Foster	2.6	32.4	25.0	65.4	1.1	0.7	0.1	0.1	13.7
24 F Anthony Livingston	14.8	45.3	31.8	67.0	9.8	0.8	0.5	1.1	35.7
33 F Nouhoum Boucoum	6.7	46.2	33.3	70.2	4.7	0.1	0.2	0.5	16.4

## ULM PROBABLE STARTERS (BASED OFF LAST GAME)

Player	PPG	FG%	3FG%	FT%	RPG	APG	SPG	BPG	MPG
5 F Jamaal Samuel	6.5	41.2	29.3	55.6	3.3	0.4	0.5	0.9	17.5
11 G Nick Coppola	9.0	41.3	36.4	68.9	2.8	4.0	0.9	0.0	35.8
12 F Tylor Ongwae	14.3	44.1	23.4	87.1	7.0	2.9	1.0	0.4	34.5
13 F Majok Deng	10.2	46.9	35.4	77.5	6.6	1.1	0.5	1.6	28.2
32 G Justin Roberson	8.8	41.7	15.6	72.6	3.7	2.6	1.1	0.3	26.7

# ARKANSAS STATE PLAYER NOTABLES

0		<b>DAIJON MACKLIEN</b> G • So. • 6-1 • 195 • Los Angeles, Calif.	<b>Last Game:</b> 0-0 FG, 0 REB, 0 AST, 0 PTS in 5 MIN at UALR <b>Notes:</b> Scored 7 pts at Toledo and Troy   Averaged 12.2 PPG and 3.2 RPG at Chattahoochee Valley Community College   Played football at Division II North Alabama in 2012 (1 REC - 13 yds)
		PPG RPG FG% 3 FG% FT% MIN 2.0 1.0 44.4 33.3 66.7 11.9	CAREER PTS REB AST STL BLK FGM FGA 3FGM 3FGA FTM FTA 7 4 3 1 -- 3 4 2 3 3 3
1		<b>CAMERON GOLDEN</b> G • Jr. • 6-0 • 158 • Memphis, Tenn.	<b>Last Game:</b> 2-8 FG, 1-4 3FG, 3-3 FT, 1 REB, 4 AST, 8 PTS at UALR <b>Notes:</b> Ranks 10th in SBC in scoring (14.2)   Ranks 15th in SBC in assists (2.7)   Ranks 7th in SBC in steals (1.7)   Ranks 4th in SBC in minutes (35.7)   Double figures in 18 of 24 games
		PPG RPG FG% 3 FG% FT% MIN 14.0 2.9 36.7 32.4 72.0 35.6	CAREER PTS REB AST STL BLK FGM FGA 3FGM 3FGA FTM FTA 25 8 7 5 2 8 18 6 12 9 10
4		<b>JOSH PIERRE</b> G • Jr. • 6-0 • 184 • Baton Rouge, La.	<b>Last Game:</b> Did not play at UALR <b>Notes:</b> Has 1 steal and 3 rebounds in 6 games and 14 minutes   Played in 8 games in 2013-14 and totaled 12 pts and 3 rebs   Scored 3 pts in 2012-13 season in 4 games (8 min)
		PPG RPG FG% 3 FG% FT% MIN 0.0 0.5 0.0 0.0 0.0 2.3	CAREER PTS REB AST STL BLK FGM FGA 3FGM 3FGA FTM FTA 7 2 -- 1 -- 2 4 1 3 2 2
5		<b>PJ HARDWICK</b> G • r-So. • 5-10 • 167 • Miami, Fla.	<b>Last Game:</b> 0-0 FG, 0 REB, 0 AST in 17 MIN at UALR <b>Notes:</b> Career high 17 PTS at ULL   Leads SBC in assists (5.4)   Ranks 2nd in SBC in assist/turnover ratio (2.2)
		PPG APG FG% 3 FG% FT% MIN 5.3 5.2 35.5 12.5 78.4 31.1	CAREER PTS REB AST STL BLK FGM FGA 3FGM 3FGA FTM FTA 17 8 15 4 -- 7 17 1 3 6 7
10		<b>FREDERIC DURE</b> G • Jr. • 6-5 • 165 • Montreal, Quebec	<b>Last Game:</b> 0-3 FG, 0-2 3FG, 1 REB, 0 PTS in 15 MIN at UALR <b>Notes:</b> Suspended first 15 games due to NCAA rule violation   Played at Sheridan (Wyo.) Junior College in 2012-14   Averaged 15.1 PPG and 4.5 REBS in 2013-14, 10.6 PPG in 2012-13
		PPG RPG FG% 3 FG% FT% MIN 2.4 1.8 22.7 38.5 58.3 12.8	CAREER PTS REB AST STL BLK FGM FGA 3FGM 3FGA FTM FTA 5 5 3 2 -- 1 4 1 2 5 7
11		<b>CHARLES WATERS</b> F • Jr. • 6-6 • 186 • Memphis, Tenn.	<b>Last Game:</b> 2-2 FG, 2-2 FT, 0 REB, 2 BLK, 6 PTS at UALR <b>Notes:</b> Starts in five games   Hauled in career high 7 REBS vs Texas State and at Troy   Was perfect 4-4 from FT line against Texas State
		PPG RPG FG% 3 FG% FT% MIN 3.0 3.0 46.6 0.0 70.6 12.4	CAREER PTS REB AST STL BLK FGM FGA 3FGM 3FGA FTM FTA 8 7 2 2 2 4 7 -- 1 4 4
12		<b>SEAN GARDNER</b> G • r-Jr. • 6-5 • 178 • Memphis, Tenn.	<b>Last Game:</b> 0-5 FG, 0-2 3FG, 2-2 FT, 2 AST, 1 STL, 2 PTS at UALR <b>Notes:</b> Ranks 14th in SBC in scoring (13.1)   Hit SBC season best 8 3's vs. Belhaven (12/6/14)   Played at Motlow State CC (2011-12 & 2012-13)
		PPG RPG FG% 3 FG% FT% MIN 12.5 3.6 41.4 36.2 75.0 32.4	CAREER PTS REB AST STL BLK FGM FGA 3FGM 3FGA FTM FTA 28 8 3 3 2 10 16 8 10 4 4
13		<b>C.J. FOSTER</b> G • So. • 6-3 • 180 • Lilburn, Ga.	<b>Last Game:</b> 1-4 FG, 1-1 3FG, 2 AST, 0 REB, 3 PTS at UALR <b>Notes:</b> Career high 9 pts at Georgia Southern in third career start   Played at Roane State CC (2013-14) and averaged 13.7 pts, 2.6 rebs and 2.4 assists   Had 16 starts in 22 appearances
		PPG RPG FG% 3 FG% FT% MIN 2.6 1.1 32.4 25.0 65.4 13.7	CAREER PTS REB AST STL BLK FGM FGA 3FGM 3FGA FTM FTA 9 3 2 1 1 3 5 1 2 4 9
14		<b>KELVIN DOWNS</b> F • Jr. • 6-9 • 230 • Arlington, Texas	<b>Last Game:</b> 3-3 FG, 2 REB, 1 AST, 6 PTS in 15 MIN at UALR <b>Notes:</b> Returned to lineup at UTA (1/10/15)   Started in first 5 games, averages 16.4 minutes   Averaged 2.2 pts and 2.2 rebs (2013-14)   Averaged 3.3 pts and 1.9 rebs (2012-13)
		PPG RPG FG% 3 FG% FT% MIN 3.3 2.3 36.8 33.3 69.0 16.3	CAREER PTS REB AST STL BLK FGM FGA 3FGM 3FGA FTM FTA 11 8 3 2 3 5 8 1 2 5 7
24		<b>ANTHONY LIVINGSTON</b> F • So. • 6-8 • 230 • Washington, D.C.	<b>Last Game:</b> 8-18 FG, 3-5 3FG, 1-2 FT, 19 REB, 20 PTS at UALR <b>Notes:</b> Ranks 8th in SBC in scoring (14.6)   Ranks 2nd in SBC in rebounds (9.4)   Leads SBC with 11 double-doubles   Double figures in 20 of 23 games
		PPG RPG FG% 3 FG% FT% MIN 14.8 9.8 45.3 31.8 67.0 35.7	CAREER PTS REB AST STL BLK FGM FGA 3FGM 3FGA FTM FTA 26 20 4 2 5 9 18 2 6 13 14
33		<b>NOUHOUM BOCOUM</b> C • Jr. • 6-10 • 270 • Harlem, N.Y.	<b>Last Game:</b> 6-12 FG, 7 REB, 12 PTS at UALR <b>Notes:</b> Career-high 18 pts at Georgia Southern   Has two double-doubles   Played at Paris (Texas) Junior College (2013-14) averaging 9.9 pts
		PPG RPG FG% 3 FG% FT% MIN 6.7 4.7 46.2 33.3 70.2 16.4	CAREER PTS REB AST STL BLK FGM FGA 3FGM 3FGA FTM FTA 18 11 1 2 3 7 12 1 1 5 8

## SERIES HISTORY GAME-BY-GAME PAGE 10

- Cameron Golden scored a career high 25 points and PJ Hardwick added 15 points, but ULM pulled out a 70-61 victory over A-State in the first meeting this season. ULM center Marvin Williams scored 22 points and three others added 10 points for the Warhawks.
- Saturday's game is the 57th all-time meeting between A-State and ULM. A-State is looking to avoid being swept by ULM in the season series for the first time since the 1983-84 season.
- The Warhawks have won two of the last three meetings, but A-State has won eight of the last 10 games. The Red Wolves hold an impressive 23-4 record against ULM on the home floor, including a perfect 9-0 at the Convocation Center.
- A-State has won 12-straight on the home floor against ULM, dating back to a 46-45 loss in the 1983-84 season. Last year, the Red Wolves defeated the Warhawks 64-58 at the Convocation Center behind 17 points by Melvin Johnson III.

### RED WOLVES VS ULM

Player	GP-GS	FG-A	FG%	3FG-A	3FG%	FT-A	FT%	O-D-T	AVG	A	TO	BLK	STL	PTS	AVG
N. Boucoum	1-1	0-0	0.0	0-0	0.0	0-0	0.0	0-1-1	1.0	0	0	0	0	0	0.0
K. Downs	5-1	3-7	42.9	0-0	0.0	4-8	50.0	0-9-9	1.8	1	7	3	2	10	2.0
F. Dure	--	--	--	--	--	--	--	--	--	--	--	--	--	--	--
C.J. Foster	--	--	--	--	--	--	--	--	--	--	--	--	--	--	--
S. Gardner	1-1	1-8	12.5	0-4	0.0	2-2	100.0	2-3-5	5.0	2	1	0	2	4	4.0
C. Golden	5-4	17-47	36.2	11-32	34.4	7-8	87.5	4-9-13	2.6	13	4	1	8	52	10.4
PJ Hardwick	1-1	7-13	53.8	0-1	0.0	1-3	33.3	1-5-6	6.0	6	3	0	1	15	15.0
A. Livingston	1-1	4-11	36.4	0-3	0.0	2-2	100.0	1-4-5	5.0	3	4	0	0	10	10.0
D. Macklien	1-0	0-0	0.0	0-0	0.0	0-0	0.0	0-1-1	1.0	0	0	0	0	0	0.0
C. Waters	1-0	2-2	100.0	0-0	0.0	0-0	0.0	3-1-4	4.0	0	0	1	0	4	4.0



A-State leads 33-23

A-State streak: L1

LAST MEETING

Arkansas State 61 • 6-6, 1-2

##	Player	FG	Total	3-PT	FT	Rebounds	PF	TP	A	TO	Blk	Stl	Min
01	Golden, Cameron	8-18	4-11	5-6	1 1 2	2 25	2	1	2	0	2	38	
05	Hardwick, PJ	7-13	0-1	1-3	1 5 6	3 15	6	3	0	1	1	40	
12	Gardner, Sean	1-8	0-4	2-2	2 3 5	2 4	2	1	0	2	1	37	
24	Livingston, Anthony	4-11	0-3	2-2	4 4 5	4 10	3	4	0	0	0	38	
33	Boucoum, Nouhoum	0-0	0-0	0-0	0 1 1	1 0	0	0	0	0	0	10	
00	Macklien, Dajon	0-0	0-0	0-0	0 1 1	1 0	0	0	0	0	0	5	
11	Waters, Charles	2-2	0-0	0-0	3 1 4	2 4	0	0	1	0	0	12	
14	Downs, Kelvin	1-3	0-0	1-2	0 3 3	1 3	0	2	0	0	0	20	
	Team	1-2-3											
	Totals	23-55	4-19	11-15	9 21 30	15	61	13	11	1	5	200	
	FG % 1st half:	10-27	37.0%										
	FG % 2nd half:	0-0	0.0%										
	FG % 3rd half:	4-4	100%										
	FG % 4th half:	0-0	0.0%										
	3-PT % 1st half:	0-0	0.0%										
	3-PT % 2nd half:	0-0	0.0%										
	3-PT % 3rd half:	0-0	0.0%										
	3-PT % 4th half:	0-0	0.0%										
	FT % 1st half:	0-0	0.0%										
	FT % 2nd half:	0-0	0.0%										
	FT % 3rd half:	0-0	0.0%										
	FT % 4th half:	0-0	0.0%										
	Rebounds												
	PF												
	TP												
	A												
	TO												
	Blk												
	Stl												
	Min												

FG % 1st Half: 10-27 37.0% 2nd Half: 13-28 46.4% Game: 23-55 41.8%  
3FG % 1st Half: 0-4 0.0% 2nd Half: 4-13 30.8% Game: 4-9 21.3%  
FT % 1st Half: 4-4 100.0% 2nd Half: 7-11 63.6% Game: 11-15 73.3%

ULM 70 • 7-6, 1-1

00	Williams, Marvin	9-12	0-0	4-5	3 4 7	1 22	1	2	0	0	33
04	Foster, Mack	2-5	0-2	0-0	0 2 2	1 4	0	1	0	1	22
11	Coppola, Nick	1-5	0-1	1-2	0 4 3	2 1	6	1	0	0	40
12	Onghway, Tyler	4-7	0-0	2-2	1 6 7	0 10	1	3	2	1	36
13	Deng, Majok	4-7	0-2	2-3	1 5 6	4 10	2	3	0	0	20
08	Hartley, DeAndre	2-2	0-0	0-1	3 4 1	2 1	3	1	0	0	13
05	Samuel, Jamaal	1-1	0-0	0-0	1 0 1	0 2	0	0	0	0	4
02	Robertson, Justin	2-7	1-4	0-0	0 0 0	0 5	0	0	1	0	13
32	Robertson, Justin	4-7	0-0	2-3	0 1 1	2 10	1	0	1	0	19
Team		0-0-0									
Totals		29-53	1-9	11-16	7 25 32	12 70	14	11	3	3	200
FG 1st Half: 13-29 44.8% 2nd Half: 16-24 66.7% Games: 29-53 54.7%											
FT 1st Half: 0-4 0.0% 2nd Half: 0-0 0.0% Games: 1-9 11.1%											
Reb 1st Half: 4-6 66.7% 2nd Half: 7-10 70.0% Games: 21-54 54.7%											
PF 1st Half: 1-1 100.0% 2nd Half: 1-1 100.0% Games: 2-2 100.0%											
TP 1st Half: 0-0 0.0% 2nd Half: 0-0 0.0% Games: 0-0 0.0%											
BLK 1st Half: 0-0 0.0% 2nd Half: 0-0 0.0% Games: 0-0 0.0%											
STL 1st Half: 0-0 0.0% 2nd Half: 0-0 0.0% Games: 0-0 0.0%											
Min 1st Half: 0-0 0.0% 2nd Half: 0-0 0.0% Games: 0-0 0.0%											
Totals 29-53 11-16 7 25 32 12 70 14 11 3 3 200											

FG % 1st Half: 13-29 44.8% 2nd Half: 16-24 66.7% Game: 29-53 54.7%  
3FG % 1st Half: 0-4 0.0% 2nd Half: 1-5 20.0% Game: 1-9 11.1%  
FT % 1st Half: 4-6 66.7% 2nd Half: 7-10 70.0% Game: 11-16 68.8%

Officials: R-Rick Hartzell, U1-Vladimir Voyard-Tudal, U2-Sam Croft  
Technical fouls: Arkansas State-None. ULM-None.

Attendance: 1418

Score by periods: 1st 2nd Total  
Arkansas State 24 37 61  
ULM 30 40 70

Last FG - ASU 2nd-02:05, ULM 2nd-02:13.  
Largest lead - ASU None, ULM by 13 2nd-03:03.

## LAST TIME OUT

### Livingston's Double-Double Not Enough for @AStateMB at UALR

- Anthony Livingston scored 20 points and grabbed 19 rebounds, but UALR defeated the A-State 70-57 Thursday night at the Jack Stephens Center. Nouhoum Boucoum joined Livingston in double figures, posting 12 points and seven boards. Cameron Golden finished with eight points and Charles Waters and Kelvin Downs each added six for A-State (9-15, 4-11 SBC). Maurius Hill led UALR (11-15, 6-10 SBC) with 17 points and three other players finished in double-figures for the Trojans.
- Trailing 36-26 at the half, the Red Wolves trimmed the deficit to as little as four, but the Trojans were able to maintain the lead for the remainder of the game. A-State cut the lead to six three times in the second half, but UALR came away with the win.
- Livingston scored 14 of his 20 points in the second half, shooting 60 percent (6-10) in the period. A-State outscored UALR 24-18 in the paint, but the perimeter shooting was lacking for A-State as the guards combined to shoot 3-of-20 (15 percent).
- A-State finished with a 35-30 edge on the glass and shot 40 percent (22-55), but the Trojans shot 46 percent (26-57) from the field. UALR finished with six turnovers and forced the Red Wolves into 13 which resulted in a 18-6 edge in points off turnovers.
- UALR got off to a quick start, gaining a 7-0 advantage before Boucoum put the first points on the board for A-State. The Red Wolves pulled with three, 9-6, but UALR didn't allow A-State to get closer in the first half.
- A-State trailed 17-13 after Kelvin Downs knocked down a jumper, but the Trojans went on a 13-4 run to build their largest lead of 13 points, 30-17, with 4:33 left in first half. The Red Wolves closed the half outscoring UALR 9-6, but the Trojans held a 36-26 lead at the break.
- UALR nailed three-straight three-pointers during the 13-4 run and finished the first half shooting 40 percent (6-15) from beyond the arc. A-State hit 44 percent (4-9) from three-point range, but a 4-of-17 (24 percent) start hurt the Red Wolves field goal percentage of 32 percent (9-28) in the first half



Arkansas State 57 • 9-15, 4-11 SBC

##	Player	Total	3-PT		Rebounds				PF	TP	A	TO	BLK	STL	Min
		FG	FGA	FT	FTA	Off	Def	Total							
01	Golden, Cameron	2-8	1-4	3-3	0 1 1	2	8	4	1	0	0	34			
12	Gardner, Sean	0-5	0-2	2-2	0 0 0	2	1	2	2	2	0	1	25		
13	Foster, C.J.	1-4	1-1	0-0	0 0 0	0	3	2	1	0	0	23			
24	Livingston, Anthony	8-18	3-5	1-2	5 14 19	2	20	0	4	0	0	37			
33	Boucoum, Nouhoum	6-12	0-0	0-0	3 4 7	12	0	0	0	0	0	20			
00	Macklien, Dajon	0-0	0-0	0-0	0 0 0	0	0	0	1	0	0	5			
08	Hardwick, PJ	0-0	0-0	0-0	0 0 0	2	0	0	0	0	0	17			
10	Dure, Frederic	0-3	0-2	0-0	1 0 1	0	0	0	0	0	0	15			
11	Waters, Charles	2-2	0-0	2-2	0 0 0	2	6	0	0	0	0	9			
14	Downs, Kelvin	3-3	0-0	0-0	1 4 5	4	6	1	2	0	0	15			
	Team	0-0-0													
FG % 1st half:		9-28	32.1%	2nd half:	12-25	5-14	8-9	11-24	40.3%	16	57	10	13	2	1 200
						Cm: 22-55				40.0%	Ov: 16				

FG % 1st Half: 9-28 32.1% 2nd Half: 13-27 48.1% Game: 22-55 40.0%  
3FG % 1st Half: 4-9 44.4% 2nd Half: 1-5 20.0% Game: 5-14 35.7%  
FT % 1st Half: 4-4 100.0% 2nd Half: 4-5 80.0% Game: 8-9 88.9%

UALR 70 • 11-15, 6-10 SBC

##	Player	FG	FGA	FG-FGA	FT	FTA	Reb	PF	TP	A	TO	BLK	STL	Min
00	Woods, Roger	3	8	0-2	5	7	2 4 6	2	11	5	0	1	0	25
10	Hill, Maurius	7	11	1-3	2	2	0 0 0	0	3	0	17	1	0	33
21	Isom, Marek	6	11	2-5	1	1	1 5 3	2	15	0	1	1	1	22
14	Thomas, J.T.	1	2	0-1	2	2	0 0 0	0	4	2	0	0	0	24
22	Red, James	9	10	1-4	0	0	0 2 4	11	3	0	0	1	0	32
01	Brown, Andre	0	0	0-0	0	0	0 1 1	1	0	0	0	1	0	3
02	Washington, Jerron	0	0	0-0	0	0	0 0 0	0	0	0	1	0	0	2
03	Higgins, Josh	3	6	3-3	0	0	0 5 1	8	4	2	1	0	0	25
24	Dillard, Ben	1	8	1-5	0	0	1 1 2	0	3	2	0	0	0	25
55	Leeper, Gus	0	1	0-0	0	0	2 0 2	1	0	0	0	1	0	9
Team		0	0	0-0	0	0								
Totals		26	57	8-23	10	12	8 22 30	11	70	17	6	4	4	200

FG % Totals: 13.34 38.2%

FG % Totals: 13.34 38.2%

FT % Totals: 83.33 66.67%

FT % Totals: 83.33 66.67%

TP % Totals: 44.44 44.44%

TP % Totals: 44.44 44.44%

FG % 1st Half: 13-34 38.2% 2nd Half: 13-23 56.5% Game: 26-57 45.6%  
3FG % 1st Half: 6-15 40.0% 2nd Half: 2-8 25.0% Game: 8-23 34.8%  
FT % 1st Half: 4-4 100.0% 2nd Half: 6-8 75.0% Game: 10-12 83.3%

Officials: Alan Spahrhour, Tim Comer, Coy Gammon  
Technical fouls: Arkansas State-None. UALR-None.

Attendance: 3629

Score by periods: 1st 2nd Total  
Arkansas State 26 31 57  
UALR 30 40 70

Last FG - ASU 2nd-03:33, UALR 2nd-00:47.  
Largest lead - ASU None, UALR by 13 1st-04:33.

## LAST FIVE GAMES

Player	GP-GS	FG-A	FG%	3FG-A	3FG%	FT-A	FT%	O-D-T	AVG	A	TO	BLK	STL	PTS	AVG
Anthony Livingston	5-5	27-68	39.7	3-15	20.0	12-19	63.2	17-43-60	12.0	5	13	6	1	69	13.8
Sean Gardner	5-5	21-52	40.4	8-23	34.8	6-7	85.7	5-5-10	2.0	9	6	0	8	56	11.2
Cameron Golden	5-5	17-52	32.7	10-33	33.3	8-12	66.7	2-6-8	1.6	8	12	0	5	52	10.4
Nouhoum Boucoum	5-3	16-29	55.2	0-0	0.0	9-14	64.3	11-18-29	5.8	1	9	2	2	41	8.2
C.J. Foster	4-2	5-15	33.3	2-5	40.0	6-12	50.0	3-1-4	1.0	3	2	0	2	18	4.5
Kelvin Downs	4-1	6-15	40.0	0-0	0.0	3-4	75.0	4-6-10	2.5	1	6	2	0	15	3.8
Charles Waters	5-1	5-13	38.5	0-0	0.0	5-5	100.0	4-10-14	2.8	2	4	5	0	15	3.0
Frederic Dure	5-0	3-14	21.4	3-9	33.3	2-5	40.0	1-12-13	2.6	1	9	0	0	11	2.2
Dajon Macklien	4-0	3-4	75.0	0-1	0.0	0-0	0.0	0-1-1	0.3	2	5	0	0	6	1.5
PJ Hardwick	5-3	2-9	22.2	0-1	0.0	2-2	100.0	3-6-9	1.8	12	11	0	0	6	1.2
Josh Pierre	1-0	0-0	0.0	0-0	0.0	0-0	0.0	0-2-2	2.0	0	1	0	0	0	0.0
TEAM	5-5	105-271	38.7	26-84	31.0	53-80	66.3	54-116-170	34.0	44	79	15	18	289	57.8





## SCOUTING ULM

- As was the case with the first meeting against the Warhawks, ULM is coming off a bye date before their meeting with the Red Wolves. ULM defeated Appalachian State 69-58 on Saturday to remain atop the league standings with a 12-3 mark in conference play.
- ULM is one of six teams nationally that has not allowed 75 points in a single game this season. UT Arlington has scored the most against ULM in SBC play, putting up 73 points in a 76-73 loss.
- The Warhawks enter Saturday's game on their second six-game win streak of the season, a program first dating back to the 1992-93 season.
- Tylor Ongwa leads the Warhawks in scoring (14.3) and rebounding (7.0) while Majok Deng is the only other player averaging double figures (10.2). ULM has five other players averaging five or more points.
- The Warhawks shoot 44 percent from the field and 30 percent from beyond the arc while holding opponents to 60.1 points per game. ULM leads the league in field goal percentage defense holding opponents to 37.6 percent from the floor.
- ULM head coach Steve Richard (Ree-Shard) is in his fifth season with the Warhawks. Richard has helped the Warhawks post their most wins in SBC play in a season (12) and has a record of 42-98. In his 14 years as a head coach, Richard has a record of 192-215 including a 7-9 mark against A-State (2-7 at ULM/5-2 at Louisiana Tech).

## THE PACK COMES BACK

- A-State erased an 11-point deficit to come-from-behind and defeat Troy 64-55 on Jan. 24. With the victory, A-State has three wins this season after trailing by 10 or more points in that game. The Red Wolves trailed by 12 in the first half against Marshall, but came back to win. In the Sun Belt Conference opener at South Alabama, A-State trailed by 11 with 16:36, but forced overtime and came away with a 63-60 victory. The Red Wolves trailed Troy 38-27 with 18:08 remaining and left with a 64-55 victory.
- The Red Wolves have erased nine-point second half deficits in two games this season, earning a win at Niagara and an overtime win on the home floor against Texas State.
- Under head coach John Brady, A-State has erased seven second half deficits of 10 or more points, including two this season.

Date	Opponent	Streak	Result
12/30/14	at South Ala.	L5	W, 63-60 OT
1/3/2015	App. State	L4	L, 73-74
1/5/15	at ULM	L2	L, 61-70
1/10/15	at UT-Arlington	L2	L, 50-77
1/15/15	at App. State	L3	W, 59-50
1/22/15	at UL Lafayette	L3	L, 59-96
1/24/15	at Troy	L2	W, 64-55

## STAT TRENDS

- A-State is 9-4 this season when grabbing 35 or more rebounds. The four losses with came at Toledo (73-65), versus UALR (75-65), at Georgia Southern (65-60) and at UALR (70-57). A-State is 6-1 overall and in each of A-State's SBC wins the Red Wolves pulled down 40 or more rebounds.
- The Red Wolves are 8-5 when 25 or more of their points are inside the painted area. A-State is 8-6 this season when opponents score 30 or fewer points in the paint.
- The Red Wolves are 6-2 this season when earning a trip to the free throw line more than their opponents.
- A-State is 7-4 this season when Anthony Livingston sinks three or more free throws.

## A COMMON THEME

- A-State enters Thursday's game with a 4-11 mark in league play and a few stats stand out when finding what went right for the four wins.
- The Red Wolves are 4-1 in league play when grab-

bing 40 or more rebounds. A-State is 4-1 in league play when reaching 50 points before their opponent, 8-2 on the season. The lone loss came to Appalachian State on Jan. 3.

- When opponents shoot 40 percent or below from the floor, A-State sports a 7-1 record on the year and 4-1 in league play. Georgia State (35.8 percent) is the only foe to shoot below 45 percent and defeat the Red Wolves.

## EXTRA TIME

- A-State is 2-0 in overtime this season, both wins coming in league play against South Alabama and Texas State. The Red Wolves are 8-9 in overtime games under head coach John Brady.
- The Red Wolves have won three-straight games in overtime dating back to the four overtime thriller against UALR in the Sun Belt Conference Tournament last year. A-State's last overtime loss came at the hands of Georgia State on March 4 at the Convocation Center.

## FEBRUARY OF LOVE

- A-State played 11 games in January for the first time since the 1986-87 season. The Red Wolves will love February though, playing six games, the fewest since the 2001-02 season and fewest of any year dating back to 1959-60.
- Dating back to the 1961-62 season, A-State has a 216-221 record in February. The ledger includes a 143-78 mark on the home floor, a 71-141 record on the road and a 2-2 mark in neutral site games. A-State had won 13-straight on the home floor in February dating back to a 64-57 loss to Troy on February 27, 2010 before the 69-64 loss to Troy on Feb. 5
- Under head coach John Brady, A-State is 22-25 in February with an impressive 15-5 record at the Convocation Center. The Red Wolves are 7-20 on the road in February, going 2-1 last season.

## KEEP CALM AND TRAVEL A LOT

- The Red Wolves have put a lot of mileage on their bodies this season, having traveled 13,370 miles to date. A-State is scheduled to travel 14,372 miles on the season.
- In conference play, the Red Wolves have logged 6,786 miles, including a trip of 1,704 miles to Georgia Southern last week. With a trip to Texas State remaining on the schedule, A-State has 1,002 miles to cover in league play.
- The Red Wolves non-conference schedule included a 2,302 mile journey to Niagara and A-State covered 2,578 miles in their road trip to play at Purdue and Toledo. In the non-conference slate, A-State traveled 4,880 miles.
- A-State will have traveled more than halfway around the Earth, 14,372 miles of 24,859 miles.

## ROAD SUCCESS

- Although the travel has been heavy, the 2014-15 Red Wolves are on the hunt for the single-season record of eight road wins set in the 1973-74 season.
- A-State is 6-8 on the road thus far, picking up a sixth road win at Troy on January 24.
- Last year, A-State was 7-7 on the road, just shy of tying the mark.

## PERIMETER SHOOTING

- The A-State perimeter shooting has struggled in the last two games, shooting 22 percent (11-49). Thursday at UALR, the perimeter shooters combined to go 3-of-20 (15 percent) after shooting 28 percent (8-29) at Georgia Southern.
- For the season, the Red Wolves perimeter players have shot 38 percent (294-777), including 35 percent (175-494) in conference play.

## NUMBERS NEVER LIE?

- The Red Wolves have a 6-8 road record, but have struggled on the home floor to a 3-7 mark. A look at the home-road splits, the statistics do not necessarily back up the record.

HOME		HOME-ROAD SPLITS	ROAD	
SBC	Overall	Stat	Overall	SBC
1-5	3-7	Record	6-8	3-6
65.8	68.8	Points Per Game	59.8	57.4
70.7	68.8	Points Per Game (DEF)	67.9	68.4
41.0	43.1	Field Goal %	38.7	36.0
42.8	41.7	Field Goal % (DEF)	42.5	43.2
34.9	36.5	3-Point FG %	30.4	27.0
41.4	36.8	3-Point FG % (DEF)	29.1	27.7
75.7	74.0	Free Throw %	67.2	67.9
32.3	34.9	Rebounds Per Game	35.5	35.6
11.5	11.5	Assists Per Game	10.9	9.5
13.7	13.9	Turnovers Per Game	13.2	13.4
3.3	3.2	Blocks Per Game	3.1	3.1
6.2	5.7	Steals Per Game	4.9	4.9

## SUN BELT CONFERENCE GAMES

- The Red Wolves are 200-201 (.499) since joining the Sun Belt Conference (SBC) in the 1991-92 season, which includes a season-best 14-4 (.778) mark in the 1997-98 campaign.
- A-State sports a 129-68 (.655) record at home and is 71-132 (.350) on the road in Sun Belt action.
- A-State head coach John Brady has registered a 59-62 (.488) record in Sun Belt Conference contests since his arrival in the 2008-09 season, which consists of a 40-18 (.690) home ledger and a 19-44 (.302) away mark.

## BENCH PRODUCTION

- The Red Wolves bench scored 12 points against UALR (Feb 19), the 13th time in 24 games that the bench reached double figures.
- A 21-point bench performance at ULL is the most that A-State has scored this season and the third time to top 20 points, versus Belhaven (20) and UALR (20).
- On the season, A-State's bench has been outscored 512-251, an average of 10.9 points per game.
- A-State is 4-2 on the season when the bench is even or outscores the opponent.

## DOUBLE-DOUBLE LIVINGSTON

- Sophomore forward Anthony Livingston has posted seven double-doubles in the last 10 games and earned Sun Belt Conference Player of the Week honors for his performances against Appalachian State and Texas State.
- With 12 double-doubles, Livingston is tied for the most in a single-season dating back to the 2005-06 season. Brandon Peterson had 12 double-doubles in the 2012-13 season and Isaac Wells had 12 in the 2005-06 campaign.

## DID YOU KNOW

- The Red Wolves have gone 123-straight games hitting a three-pointer. The last time A-State didn't hit a shot from behind the arc was Feb. 24, 2011 when North Texas held the Red Wolves 0-8 from three at the Convocation Center. A-State would win the game without needing a three-point make, 63-47.
- A-State has gone 580 games since losing a game in which it scored 90 or more points. The loss came in the 1995-96 campaign, a 101-93 loss at Jacksonville on January 22, 1996.

## A-STATE STAT RANKINGS

TEAM	No.	NCAA	SBC	INDIVIDUAL (SBC Top 15 Only)			
Scoring	63.8	262	9				
Scoring Defense	68.2	224	5	<b>Anthony Livingston</b>	<b>No.</b>	<b>NCAA</b>	<b>SBC</b>
Scoring Margin	-4.3	282	10	Scoring	14.6	219	8
FG Percentage	40.6	295	10	Rebounding	9.4	27	2
FG Percentage Defense	42.0	134	6	Blocks Per Game	1.09	227	6
3FG Made Per Game	5.9	213	8	Offensive Rebounds Per	2.35	179	7
3FG Percentage	32.9	228	7	Defensive Rebounds Per	7.09	12	2
3FG Percentage Defense	32.2	93	6	Minutes Per Game	35.6	55	5
FT Percentage	70.0	139	7				
Rebounds Per Game	35.26	142	6	<b>Cameron Golden</b>	<b>No.</b>	<b>NCAA</b>	<b>SBC</b>
Rebound Margin	-2.1	267	11	Scoring	14.2	N/A	10
Offensive Rebounds	10.65	181	8	Assists Per Game	2.7	N/A	15
Defensive Rebounds	24.61	107	5	Steals Per Game	1.7	118	7
Assists Per Game	11.2	271	9	3FG Made Per Game	2.3	119	5
Assist/Turnover Ratio	0.83	282	8	Minutes Per Game	35.7	53	4
Blocks Per Game	3.2	196	6				
Steals Per Game	5.4	274	7	<b>Sean Gardner</b>	<b>No.</b>	<b>NCAA</b>	<b>SBC</b>
Turnovers Per Game	13.5	249	7	Scoring	13.1	N/A	14
Turnover Margin	-1.3	264	8	3FG Percentage	36.8	N/A	9
				3FG Made Per Game	2.2	162	7
				<b>PJ Hardwick</b>	<b>No.</b>	<b>NCAA</b>	<b>SBC</b>
				Assists Per Game	5.4	31	1
				Assist/Turnover Ratio	2.2	78	2

Stats as of Feb. 18

## ON THIS DATE












A-State carries a 5-9 record on this date since 1960. The Red Wolves last played on Feb 21 in 2009, a 73-53 loss to Denver. A-State is 4-4 on the the home floor on Feb. 21, including a 1-1 record against ULM. ULM last met A-State on this date in 1985 with A-State winning 61-56.

Season	Opponent	Score	W-L
2008-09	Denver	53-73	L
2007-08	at UALR	52-82	L
2001-02	FIU	64-54	W
1997-98	at Louisiana Tech	82-89	L
1990-91	UT Pan American	77-62	W
1986-87	McNeese State	72-73	L
1984-85	ULM	61-56	W
1980-81	at Lamar	69-89	L
1976-77	at McNeese State	50-55	L (2OT)
1973-74	ULM	90-94	L
1971-72	at Trinity	98-75	W
1969-70	Lamar	90-89	W
1962-63	at Citadel	57-71	L
1961-62	Murray State	74-80	L

## SUN BELT STANDINGS

Team	Conference		Overall					
	W-L	PCT	W-L	PCT	Home	Road	PF	PA
ULM	12-3	.800	18-8	.692	11-2	7-4	65.7	60.1
Georgia Southern	11-4	.733	18-6	.750	11-2	7-4	70.3	60.3
Georgia State	11-4	.733	18-8	.692	10-1	6-7	72.3	62.8
UT Arlington	9-6	.600	15-10	.600	8-4	7-6	72.1	70.2
Louisiana Lafayette	9-7	.563	15-12	.556	10-3	4-8	78.4	70.9
South Alabama	7-9	.438	9-18	.333	6-7	3-11	68.6	73.4
Appalachian State	6-9	.400	9-15	.375	4-4	5-11	64.0	70.9
UALR	6-10	.375	11-15	.423	8-7	2-7	69.0	70.2
Texas State	5-11	.313	11-14	.440	7-6	4-8	61.6	59.8
Troy	5-11	.313	10-15	.400	6-7	4-8	66.8	68.5
Arkansas State	4-11	.267	9-15	.375	3-7	6-8	63.5	68.3

## SUN BELT MATCHUPS

	APP	UALR	ASU	GASO	GSU	ULL	ULM	USA	UTA	TXST	TROY
	-	UALR 64-46 UALR 79-74	APP 74-73 ASU 59-50	GASO 83-46 Feb 26 (APP)	APP 74-69 Feb 21 (GSU)	ULL 80-64 ULL 81-66	ULM 69-58 Feb 28 (APP)	USA 104-95 APP 64-53	UTA 81-68 Mar 7 (APP)	APP 64-58 Mar 5 (APP)	APP 69-64 APP 65-62
	UALR 64-46 UALR 79-74	-	UALR 75-65 UALR 70-57	GASO 76-61 GASO 72-70	GSU 82-69 Feb 26 (UALR)	ULL 83-79 Mar 5 (ULL)	ULM 64-52 ULM 77-61	USA 72-69 USA 66-64	UTA 75-68 Feb 28 (UTA)	TXST 77-74 UALR 69-61	UALR 73-65 Feb 21 (TROY)
	APP 74-73 ASU 59-50	UALR 75-65 UALR 70-57	-	GASO 73-61 GASO 65-60	GSU 60-54 GSU 74-43	ULL 96-59 Mar 7 (ASU)	ULM 70-61 Feb 21 (ASU)	ASU 63-60 Mar 5 (ASU)	UTA 77-50 Feb 26 (ASU)	ASU 78-73 Feb 28 (TXST)	ASU 64-55 TROY 69-64
	GASO 83-46 Feb. 26 (APP)	GASO 76-61 GASO 72-70	GASO 73-61 GASO 65-60	-	GASO 58-54 Mar 7 (GSU)	GASO 78-70 Feb. 28 (ULL)	GASO 57-53 ULM 71-68	GASO 81-73 Feb 21 (GASO)	UTA 62-61 Mar 5 (GASO)	GASO 40-36 GASO 45-43	TROY 75-71 TROY 65-62
	APP 74-69 Feb. 21 (GSU)	GSU 82-69 Feb. 26 (UALR)	GSU 60-54 GSU 74-43	GASO 58-54 Mar 7 (GSU)	-	ULL 84-80 GSU 75-64	GSU 65-45 Mar 5 (ULM)	GSU 65-54 GSU 79-51	GSU 83-62 GSU 88-74	TXST 77-74 GSU 53-41	GSU 77-72 Feb 28 (TROY)
	ULL 80-64 ULL 81-66	ULL 83-79 Mar 5 (ULL)	ULL 96-59 Mar 7 (ASU)	GASO 78-70 Feb 28 (ULL)	ULL 84-80 GSU 75-64	-	ULM 57-55 ULM 67-55	USA 89-82 USA 89-85	UTA 84-69 Feb 21 (UTA)	ULL 72-63 UALR 64-42	ULL 91-64 ULL 84-80
	ULM 69-58 Feb. 28 (APP)	ULM 64-52 ULM 77-61	ULM 70-61 Feb 21 (ASU)	GASO 57-53 ULM 71-68	GSU 65-45 Mar 5 (ULM)	ULM 57-55 ULM 67-55	-	ULM 67-61 Feb 26 (USA)	ULM 76-73 UTA 61-57	ULM 62-59 Mar 7 (ULM)	ULM 63-54 ULM 58-55
	USA 104-95 APP 64-53	USA 72-69 USA 66-64	ASU 63-60 Mar 5 (ASU)	GASO 81-73 Feb 21 (GASO)	GSU 65-54 GSU 79-51	USA 89-82 USA 89-85	ULM 67-61 Feb 26 (USA)	-	UTA 99-87 TXST 97-91	TXST 82-71 TXST 63-43	USA 71-67 Mar 7 (USA)
	UTA 81-68 Mar 7 (APP)	UTA 75-68 Feb. 28 (UTA)	UTA 77-50 Feb 26 (ASU)	UTA 62-61 Mar 5 (GASO)	GSU 83-62 GSU 88-74	UTA 84-69 Feb 21 (UTA)	ULM 76-73 UTA 61-57	UTA 99-87 USA 97-91	-	UTA 66-55 UTA 70-61	TROY 71-66 TROY 55-54
	APP 68-64 Mar 5 (APP)	TXST 77-74 UALR 69-61	ASU 78-73 Feb 28 (TXST)	GASO 40-36 GASO 45-43	TXST 77-74 GSU 53-41	ULL 72-63 ULL 64-42	ULM 62-59 Mar. 7 (ULM)	TXST 82-71 TXST 63-43	UTA 66-55 UTA 70-61	-	TXST 57-46 Feb 26 (TXST)
	APP 69-64 APP 65-62	UALR 73-65 Feb 21 (TROY)	ASU 64-55 TROY 69-64	TROY 75-71 TROY 65-62	GSU 77-72 Feb 28 (TROY)	ULL 91-64 ULL 84-80	ULM 63-54 ULM 58-55	USA 71-67 Mar 7 (USA)	TROY 71-66 TROY 55-54	TXST 57-46 Feb 26 (TXST)	-

BOLD in each cell indicates home game for team in column header  
Today's games in gray box

## STAT CHECK

A-STATE's RECORD WHEN.....	OVR	SBC
At Home	3-7	1-5
On Road	6-8	3-6
Leading at halftime	4-4	1-2
Trailing at halftime	5-10	3-9
Tied at halftime	0-1	0-0
Shoot higher FG% than opp.	8-3	3-1
Shoot lower FG% than opp.	1-12	1-10
Shoot equal FG% with opp.	0-0	0-0
Shoot 40% or better	6-9	2-6
Shoot lower than 40%	3-6	2-5
Opp. shoot 40% or better	2-14	0-10
Opp. shoot lower than 40%	7-1	4-1
Shoot higher 3FG% than opp.	6-7	3-5
Shoot lower 3FG% than opp.	3-7	1-6
Shoot equal 3FG% with opp.	0-1	0-0
Shoot 35% or better from 3	5-6	2-4
Shoot lower than 35% from 3	4-9	2-7
Opp. shoot 35% or better from 3	4-8	2-6
Opp. shoot lower than 35% from 3	5-7	2-5
Score fewer than 60 pts	1-7	1-5
Score 60-69 pts	5-6	2-5
Score 70-79 pts	2-2	1-1
Score 80 or more pts	1-0	0-0
Opp. score fewer than 60 pts	5-0	2-0
Opp. score 60-69 pts	3-4	1-3
Opp. score 70-79 pts	1-9	1-7
Opp. score 80 or more pts	0-2	0-1
Games decided by 6 or fewer pts	3-6	2-4
Overtime games	2-0	2-0
More free throw attempts than opp.	6-2	3-1
Fewer free throw attempts than opp.	3-13	1-10
15-plus free throw attempts	8-8	4-6
More rebounds than opp.	6-4	1-3
Fewer rebounds than opp.	3-10	3-8
Equal rebounds with opp.	0-1	0-0
More than 40 rebounds	6-1	4-1
Less than 40 rebounds	3-14	0-10
Fewer turnovers than opp.	4-3	2-3
More turnovers than opp.	5-11	2-8
Equal turnovers as opp.	0-1	0-0
7 or more assists	9-12	4-9
7 or more steals	5-2	3-2
5 or more blocks	2-2	1-2
More points in the paint	6-2	3-2
Fewer points in the paint	2-13	1-9
Equal points in the paint	1-0	0-0
More 2nd chance points	3-2	1-1
Fewer 2nd chance points	6-13	3-10
Equal 2nd chance points	0-0	0-0
More bench points	3-0	1-0
Fewer bench points	5-12	2-9
Equal bench points	1-3	1-2
November	0-2	0-0
December	6-2	1-0
January	3-8	3-8
February	0-3	0-3
March		

## FOR STARTERS

	1	2	3	4	5	Record
>>	Golden	Foster	Gardner	Livingston	Downs	0-2
>>	Hardwick	Golden	Gardner	Livingston	Downs	2-3
>>	Hardwick	Golden	Gardner	Livingston	Bocoum	4-5
>>	Hardwick	Golden	Gardner	Livingston	Waters	3-3
>>	Golden	Foster	Gardner	Livingston	Bocoum	0-2

## SUPERLATIVES

2014-15 Season Margin of Victory/Defeat																															
Margin	1	2	3	4	5	6	7	8	9	10	11	12	13	14	15	16	17	18	19	20	21	22	23	24	25	25+	30+	35+			
Victory	-	-	1	-	2	-	-	-	3	-	-	-	-	1	-	-	-	1	-	-	-	-	-	-	-	1	-	-			
Defeat	1	1	-	-	3	1	-	1	1	1	-	1	1	-	-	-	-	-	-	-	1	-	-	-	-	1	-	2			
Under Head Coach John Brady (Since 2008-09)																															
Margin	1	2	3	4	5	6	7	8	9	10	11	12	13	14	15	16	17	18	19	20	21	22	23	24	25	25+	30+	35+			
Victory	4	7	7	3	6	6	4	7	7	3	2	4	2	7	4	3	4	3	2	1	-	-	1	5	3	4	1	9			
Defeat	7	7	7	7	9	4	15	4	5	2	2	3	6	2	4	-	-	1	4	1	1	1	2	2	-	4	2	4			
Most First Half Points																Most Second Half Points															
A-State						42				at Toledo						A-State						57				vs Belhaven					
Opponent						52				at Purdue						Opponent						52				vs UT Martin					
Fewest First Half Points																Fewest Second Half Points															
A-State						18				at Georgia State						A-State						23				vs Lamar					
Opponent						23				vs UT Martin						Opponent						20				at South Alabama					
Largest Halftime Lead																Largest Margin of Victory															
A-State						16				vs UT Martin						A-State						27				vs Belhaven					
Opponent						34				at Purdue						Opponent						41				at Purdue					

## PLAYER MILESTONES

Points* Leader	SEA	CAR	10+ Rebounds	SEA	CAR	Double-Doubles	SEA	CAR
Anthony Livingston	12	12	Anthony Livingston	12	12	Anthony Livingston	12	12
Cameron Golden	5	11	Nouhoum Boucoum	2	2	Nouhoum Boucoum	2	2
Sean Gardner	5	5				PJ Hardwick	1	1
PJ Hardwick	1	1	15+ Rebounds	SEA	CAR			
Nouhoum Bocoum	1	1	Anthony Livingston	4	4			

Rebounds* Leader	SEA	CAR	10+ Assists	SEA	CAR
Anthony Livingston	18	18	PJ Hardwick	2	2
Nouhoum Boucoum	3	3			
Cameron Golden	1	1	Dunks	SEA	CAR
PJ Hardwick	1	1	Charles Waters	10	10
Charles Waters	1	1	Sean Gardner	4	4
Sean Gardner	1	1	Kelvin Downs	2	8
Kelvin Downs	1	1	Anthony Livingston	1	1
			Cameron Golden	-	1

Assists* Leader	SEA	CAR	3-Point Plays	SEA	CAR
PJ Hardwick	15	15	Anthony Livingston	5	5
Cameron Golden	8	30	C.J. Foster	3	3
Anthony Livingston	2	2	Nouhoum Bocoum	3	3
Sean Gardner	1	1	Cameron Golden	2	8
Daijon Macklien	1	1	Kelvin Downs	2	5
			Sean Gardner	1	1
			Charles Waters	1	1
			PJ Hardwick	1	1
			Daijon Macklien	1	1

10+ Points	SEA	CAR	4-Point Plays	SEA	CAR
Anthony Livingston	21	21	Sean Gardner	1	1
Cameron Golden	18	39	Cameron Golden	-	1
Sean Gardner	14	14			
Nouhoum Boucoum	8	8			
PJ Hardwick	5	5			

20+ Points	SEA	CAR
Anthony Livingston	7	7
Cameron Golden	4	5
Sean Gardner	4	4

\* Game leaders includes ties  
SEA - Season CAR - Career



## Athletics Media Relations

### ARKANSAS STATE UNIVERSITY

P.O. Box 1000

State University, Ark. 72467

Telephone – (870) 972-2541, Fax – (870) 972-

3367, Press Row – (870) 972-2541

Athletics Website – AStateRedWolves.com

**MBB Contact – Mark Taylor,**

**Assistant Athletics Media Relations Director**

**(870) 219-5705 / martaylor@astate.edu**

Jerry Scott, Assistant Athletics Director/

Athletics Media Relations Director

**(870) 972-3405 / jscott@astate.edu**

Chris Graddy,

Assistant Athletics Media Relations Director

**(870) 972-2707 / cgraddy@astate.edu**

## MEDIA INFORMATION

### CREDENTIALS

Working press credentials can be requested by contacting Mark Taylor at (870) 972-3547 or via email at martaylor@astate.edu. Full season and single-game credentials will be mailed whenever possible. If not, they will be left at the Media Will Call table located on the lower level to the left of the green entrance of the A-State Convocation Center.

### MEDIA ROOM

Enter the media room from the lower level, beneath the blue portal. Please do not attempt to access the media room from the entrance beneath the yellow portal. Game notes, flipcards and refreshments will be provided to credentialed media.

### POST-GAME INTERVIEWS

The A-State locker room is closed to all media members. Head coach John Brady and requested assistant coaches and players will be available for interviews following a brief cooling off period. At A-State's home games, all post-game coach and player interviews will be in the media room.

### PRACTICE COVERAGE

A-State men's basketball practices are closed to the media with the exception of the last 10 minutes of practice. Players and coaches are available for interviews following practice. Please contact Mark Taylor in the A-State Athletics Media Relations office prior to practice to arrange interviews. Please be respectful during practice, no food or loud conversation and silence your cell phones.

### BASKETBALL GAME NOTES/RELEASES

All Red Wolves men's basketball game notes can be obtained as a PDF document via the A-State Athletics official website at AStateRedWolves.com. To be added to the email broadcast for men's basketball releases, contact Mark Taylor in the A-State Athletics Media Relations office at martaylor@astate.edu. Game notes will be made available at least 24 hours prior to the next scheduled A-State men's basketball game and a post-game recap will be distributed within two hours following a game's conclusion.

## HEAD COACH JOHN BRADY



A proven winner in the collegiate coaching ranks, John Brady's vision of taking the Arkansas State men's basketball program to the highest competitive level nationally has made the two entities a perfect match.

Brady has certainly become accustomed to success throughout his distinguished coaching career as evidenced by a Final Four appearance and 380 career

victories.

The past two seasons (2012-13 and 2013-14) clearly illustrate Brady's success as A-State has compiled back-to-back 19-win seasons to represent the Red Wolves' most single-season victories since 1997-98 campaign. The 2012-13 team posted a 19-12 overall mark and claimed a Sun Belt Conference (SBC) West Division Championship title while the 2013-14 squad registered a 19-13 overall record.

A new era in A-State men's basketball history began on March 19, 2008 when Brady was announced as the Red Wolves' 15th head coach in the program's history.

Brady has wasted little time making a positive impact on the A-State program as in his initial three years at the helm, he turned the Red Wolves into a success story on the court by capturing a share of the Sun Belt Conference's Western Division Championship title in 2010-11 along with compiling double-digit SBC wins back-to-back for the first time in nearly 20 years and going 13-0 at home.

During his first season with the Red Wolves, Brady helped lead A-State to one of the best starts in program history and achieved the No. 22 ranking on Collegeinsider.com's Top 25 poll.

Brady would take the Red Wolves a step further in his second season (2009-10), improving their record to 17-14 while making a Sun Belt Conference Tournament Semifinal appearance and finishing second in the SBC's West Division. For his efforts, Brady was named Sun Belt Coach of the Year and the District VII Coach of the Year by the USBWA.

For the 2009-10 season, A-State registered an 11-7 SBC record which signified its best conference mark since the 2006-07 campaign when A-State achieved an identical league mark. A-State's 11 wins represented the seventh time in which the Red Wolves compiled a double-digit league victories total since joining the Sun Belt. A-State would then duplicate its SBC wins in the 2010-11 season by finishing with an 11-5 conference ledger.

Prior to Arkansas State, Brady spent 10-plus seasons serving as LSU's head coach. During his tenure at the school, Brady guided the Tigers to six post-season berths, two Southeastern Conference (SEC) Championship crowns and three SEC Western Division titles. With his success, Brady was tabbed as the SEC Coach of the Year twice (1999-00 and 2005-06).

Brady's 16-year tenure as a head coach at both LSU and Samford in Birmingham, Alabama, has been decorated with achievements. He has coached a combined 25 All-TAAC and SEC selections, 48 academic all-conference choices, posted 11 winning seasons and collected five division championships. Brady compiled up the third most wins in LSU history with 192 and left Samford after the 1996-97 season as the Bulldog's all-time leader in coaching victories (89) as well.

Brady quickly turned around an LSU's men's basketball program that had suffered four consecutive losing seasons prior to his arrival, leading the Tigers to a 28-6 record, an SEC Championship and an NCAA Sweet 16 appearance in just his third season (1999-00) at the helm. Under Brady's direction, the Tigers recorded six consecutive winning seasons from 2001-02 to 2006-07 while making three trips to the NCAA Tournament and two more to the NIT. The 2005-06 campaign saw LSU post a 27-9 overall record and advance to the Final Four for the first time in 20 years.

Not only did Brady coach the Tigers to 23 wins versus ranked opponents, he also led them to victories over two teams ranked No. 1 in the Associated Press Poll (Arizona in 2002-03 and Duke in 2005-06).

Additionally, he orchestrated a 19-game home winning streak over SEC opponents, the third longest stretch in LSU history.

While at LSU, Brady coached two NBA Lottery picks and six current NBA players. The Tigers signed nine Parade All-Americans and four McDonald All-Americans under Brady, who also coached three SEC Players of the Year, four players named SEC Freshman of the Year, one SEC Scholar-Athlete of the Year and 17 All-SEC selections.

Prior to taking over the reigns at LSU, Brady served as Samford's head coach from 1991-92 through 1996-97. He quickly turned around a Samford program, which was coming off six straight losing seasons, by guiding the Bulldogs to a 17-10 overall record in just his second season. Brady went on to lead Samford to three consecutive winning seasons (1995-97) for the first time since 1982-84, culminating in a 19-9 overall record and division crown in 1997. SU placed first in the Trans America Athletic Conference's (TAAC) West Division in each of Brady's final two seasons for the first time in program history.

Brady's four winning seasons at Samford represented the first for any coach at the school. He directed SU to an 89-77 record after the Bulldogs went 27-83 the four seasons prior to his initial year. Brady coached eight All-TAAC and 14 Academic All-TAAC student-athletes over six seasons at Samford.

A native of McComb, Miss., native, Brady earned his bachelor's degree from Belhaven College in 1976. He was a three-year starter at BC and scored over 1,000 career points. Brady, a two-time All-Southern States Conference selection, was inducted into his alma mater's Hall of Fame.

Brady began his coaching career as a graduate assistant for the Mississippi State men's basketball program where he earned his master's degree from 1976-77. Brady took his first head coaching position in 1977 at Louisiana's Crowley High School and led the basketball squad to a 129-49 (.725) overall record in five seasons. He was honored as the 1981 Louisiana Sports Writers Association Class 3-A Coach of the Year.

Brady returned to the college coaching ranks in 1982 as an assistant coach at Mississippi State. He spent eight years with the Bulldogs, the first four seasons under coach Bob Hoyt and the proceeding four as a chief recruiter for coach Richard Williams. Following his tenure at MSU, Brady returned to Louisiana to serve as an assistant coach at the University of New Orleans. Brady helped lead UNO to a NCAA Tournament berth in his only season with the Privateers.

### BRADY'S YEAR-BY-YEAR AT A-STATE

SEASON	OVERALL			CONFERENCE			FINISH
	W	L	Pct.	W	L	Pct.	
2008-09	13	17	.434	5	13	.278	7th-West
2009-10	17	14	.548	11	7	.611	2nd-West
2010-11	17	15	.531	11	5	.687	WD Champs
2011-12	14	20	.412	6	10	.375	5th-West
2012-13	19	12	.633	12	8	.600	WD Champs
2013-14	19	13	.594	10	8	.556	4th
2014-15	9	15	.375	4	11	.267	
TOTALS	108	106	.505	59	62	.488	

WD – West Division Champions

### BRADY'S A-STATE RECORD BREAKDOWN

MONTH	OVERALL	HOME	AWAY	NEUTRAL
NOVEMBER	18-18	10-4	8-10	0-4
DECEMBER	31-21	21-5	10-16	0-0
JANUARY	31-31	22-11	9-20	0-0
FEBRUARY	22-26	15-6	7-20	0-0
MARCH	6-10	1-2	0-3	5-5
CAREER TOTAL – 108-106				
HOME – 69-28;				
AWAY – 34-69;				
NEUTRAL – 5-9				

# THE LAST TIME

## A TEAM SCORED 100+ POINTS IN A GAME

A-State .....116 vs UALR (W 116-114 4OT), 3-14-14  
Opp. ....114 by UALR (W, 116-114 4OT), 3-14-14

## A TEAM SCORED 50 OR FEWER POINTS IN A GAME

A-State .....43 at Georgia State (L 43-74), 1-31-15  
Opp. ....50 by Appalachian State (W 59-50), 1-15-15

## A TEAM SCORED 90+ POINTS IN CONVOCATION CENTER

A-State .....95 vs Belhaven (W 95-68), 12-6-14  
Opp. ....98 by Troy (L 84-98), 2-1-14

## A TEAM SCORED 60 OR FEWER POINTS IN CONVOCATION CENTER

A-State .....58 vs Lamar (L 58-63), 11-25-14  
Opp. ....60 by Georgia State (L 54-60), 1-19-15

## A TEAM SCORED 90 POINTS IN A LOSS

A-State .....93 at Jacksonville (L 93-101), 1-22-96  
Opp. ....111 by UALR (W, 116-114 4OT), 3-14-14

## A TEAM SCORED 60 OR FEWER POINTS IN A VICTORY

A-State .....59 at Appalachian State (W 59-50), 1-15-15  
Opp. ....60 by Georgia State (L 54-60), 1-19-15

## A TEAM HAD 5+ PLAYERS SCORE IN DOUBLE FIGURES

A-State .....Townsel (32), Van Slyke (24), Reed (23), Johnson III (19), Washington (11)  
.....vs UALR (W 116-114 4OT), 3-4-14  
Opp. ....Isler (25), White (20), Hagins (17), Smith (14), Isom (14), Hill (12)  
.....by UALR (W 116-114 4OT), 3-4-14

## A TEAM WON A GAME BY 25+ POINTS

A-State .....27 vs Belhaven (W 95-68), 12-6-14  
Opp. ....31 by Georgia State (L, 43-74), 1-31-15

## A TEAM WON A GAME BY 50+ POINTS

A-State .....81 vs Central Baptist (W 120-39), 12-28-10  
Opp. ....52 by Saint Louis (L 38-90), 00-00-47

## A TEAM WON AN OVERTIME GAME

A-State .....78-73 vs Texas State, 1-17-15  
Opp. ....76-79 vs Georgia State, 3-4-14

## A TEAM WON A 2+ OVERTIME GAME

A-State .....116-114 (4OT) vs UALR, 3-14-14  
Opp. ....77-82 (2OT) at Western Kentucky, 1-18-14

## A TEAM SHOT 60% FG IN A GAME

A-State .....60.0 (27-45) at ULM, 2-16-13  
Opp. ....62.5% (35-56) by Lamar, 11-30-13

## A TEAM SHOT 30% OR WORSE FG IN A GAME

A-State .....20.4% (10-49) at Georgia State, 1-31-15  
Opp. ....29.3 (17-58) by Appalachian State, 1-15-15

## A TEAM MADE 12+ 3-POINT FG IN A GAME

A-State .....13 vs Belhaven, 12-6-14  
Opp. ....14 by Troy, 1-9-14

## A TEAM DID NOT MAKE A 3-POINT FG IN A GAME

A-State .....vs North Texas (0-8), 2-24-11  
Opp. ....Florida Atlantic (0-10), 1-26-13

## A TEAM SHOT 60% 3-POINT FG IN A GAME (MIN. 10)

A-State .....63.6% (14-22) at Texas State, 1-4-14  
Opp. ....61.5% (8-13) by North Texas, 3-5-12

## A TEAM MADE 30+ FREE THROWS IN A GAME

A-State .....33 (33-47) vs UALR, 3-14-14  
Opp. ....34 (34-40) by UALR, 3-14-14

## A TEAM MADE 5 OR FEWER FREE THROWS IN A GAME

A-State .....4 (4-6) vs Toledo, 12-17-13  
Opp. ....5 (5-15) by Georgia Southern, 2-12-15

## A TEAM ATTEMPTED 40+ FREE THROWS IN A GAME

A-State .....47 vs UALR, 3-14-14  
Opp. ....40 by UALR, 3-14-14

## A TEAM SHOT 90% OR BETTER FREE THROWS IN A GAME

A-State .....92.9% (13-14) vs Appalachian State, 1-3-15  
Opp. ....90.5% (19-21) by UALR, 3-1-14

## A TEAM SHOT 40% OR WORSE FREE THROWS IN A GAME

A-State .....33.3% (6-18) at Louisville, 11-22-11  
Opp. ....33.3% (5-15) by Georgia Southern, 2-12-15

## A TEAM HAD 20+ OFFENSIVE REBOUNDS IN A GAME

A-State .....21 vs Austin Peay, 12-16-12  
Opp. ....27 by UALR, 3-14-14

## A TEAM HAD 5 OR FEWER OFFENSIVE REBOUNDS IN A GAME

A-State .....5 vs Georgia Southern, 1-8-15  
Opp. ....5 by Georgia State, 3-15-14

## A TEAM HAD 30+ DEFENSIVE REBOUNDS IN A GAME

A-State .....30 at Georgia Southern, 2-12-15  
Opp. ....35 by Georgia State, 1-31-15

## A TEAM HAD 50+ TOTAL REBOUNDS IN A GAME

A-State .....52 vs UALR, 1-25-14  
Opp. ....57 by UALR, 3-14-14

## A TEAM HAD 25 OR FEWER TOTAL REBOUNDS IN A GAME

A-State .....24 vs Troy, 2-5-15  
Opp. ....24 by Belhaven, 12-6-14

## A TEAM OUT-REBOUNDED ITS OPPONENT BY 15+

A-State .....23 (47-24) vs Belhaven, 12-6-14  
Opp. ....16 (24-40) vs Troy, 2-5-15

## A TEAM HAD 20+ ASSISTS IN A GAME

A-State .....21 at Texas State, 1-4-14  
Opp. ....20 by Louisiana-Lafayette, 1-22-15

## A TEAM HAD 7 OR FEWER ASSISTS IN A GAME

A-State .....6 at Georgia State, 1-31-15  
Opp. ....7 by South Alabama, 12-30-14

## A TEAM COMMITTED 20+ TURNOVERS IN A GAME

A-State .....21 at Nebraska, 12-14-13  
Opp. ....20 by Troy, 2-5-15

## A TEAM COMMITTED 7 OR FEWER TURNOVERS IN A GAME

A-State .....4 vs Lyon, 2-25-14  
Opp. ....6 by UALR, 2-19-15

## A TEAM HAD 15+ STEALS IN A GAME

A-State .....19 vs Austin Peay, 12-16-12  
Opp. ....15 by Nebraska, 12-14-13

## A TEAM DID NOT HAVE A STEAL IN A GAME

A-State .....0 vs Georgia State, 3-15-14  
Opp. ....0 by Florida Atlantic, 1-26-13

## A TEAM HAD 5+ BLOCKS IN A GAME

A-State .....5 vs Georgia State, 1-19-15  
Opp. ....6 by South Alabama, 12-30-14

## A TEAM DID NOT BLOCK A SHOT IN A GAME

A-State .....0 vs UT Martin, 11-17-14  
Opp. ....0 by UALR, 1-29-14

## A TEAM COMMITTED 30+ FOULS IN A GAME

A-State .....30 vs UALR, 3-2-13  
Opp. ....33 by UALR, 3-14-14

## A TEAM COMMITTED 10 OR FEWER FOULS IN A GAME

A-State .....7 vs ULM, 1-19-13  
Opp. ....8 by Toledo, 12-17-13

## A TEAM HAD TWO PLAYERS DISQUALIFIED

A-State .....Nouhoum Bocoum and Kelvin Downs at South Alabama, 12-30-14  
Opp. ....Cameron Naylor and Ethan Montalvo (Texas State), 1-17-15

## A TEAM SCORED 50+ POINTS IN A HALF

A-State .....57 vs Belhaven (2nd Half), 12-6-14  
Opp. ....51 by Louisiana-Lafayette (1st Half), 1-22-15

## A TEAM HAD 20 OR FEWER POINTS IN A HALF

A-State .....18 at Georgia State (1st Half), 1-31-15  
Opp. ....14 by Troy (1st Half), 2-23-13



## THE LAST TIME

### A TEAM SHOT 60% OR BETTER FG IN A HALF

A-State .....61.5% (16-26) vs Texas State (2nd Half), 1-17-15  
Opp. ....66.7% (16-24) by ULM (2nd Half), 1-5-15

### A TEAM SHOT 20% OR WORSE FG IN A HALF

A-State .....19.2% (5-26) at Georgia State (2nd Half), 1-31-15  
Opp. ....18.2% (6-33) by UALR (2nd Half), 1-25-14

### A TEAM MADE 7+ 3-POINTERS IN A HALF

A-State .....8 (8-15) vs Belhaven (2nd Half), 12-6-14  
Opp. ....10 (10-11) by Louisiana-Lafayette (2nd Half), 1-22-15

### A TEAM MADE 15+ FREE THROWS IN A HALF

A-State .....15 (15-21) vs UALR (2nd Half), 3-14-14  
Opp. ....20 (20-24) by Georgia State (2nd Half), 1-31-15

### A TEAM DID NOT MAKE A FREE THROW IN A HALF

A-State .....0 (0-0) at Western Kentucky (1st Half), 1-18-14  
Opp. ....0 (0-0) by Georgia Southern (1st Half), 1-8-15

### A TEAM DID NOT ATTEMPT A FREE THROW IN A HALF

A-State .....0 (0-0) at Western Kentucky (1st Half), 1-18-14  
Opp. ....0 (0-0) by Georgia Southern (1st Half), 1-8-15

### A PLAYER SCORED 30+ POINTS IN A GAME

A-State .....32 by Ed Townsel vs UALR, 3-14-14  
Opp. ....30 by Manny Atkins (Georgia State), 3-4-14

### A PLAYER SHOT 80% OR BETTER FG IN A GAME (MIN 5 ATT.)

A-State .....87.5% (7-8) by Ed Townsel at UT Arlington, 1-2-14  
Opp. ....83.3% (5-6) by Angel Matias (Georgia Southern), 2-12-15

### A PLAYER MADE 7+ 3-POINTERS IN A GAME

A-State .....8 (8-9) by Sean Gardner vs Belhaven, 12-6-14  
Opp. ....7 (7-9) by Tevin Calhoun (Troy), 1-9-14

### A PLAYER MADE 12+ FREE THROWS IN A GAME

A-State .....13 (13-14) by Anthony Livingston vs Georgia State, 1-19-15  
Opp. ....12 (12-12) by R.J. Hunter (Georgia State), 1-19-15

### A PLAYER HAD 7+ OFFENSIVE REBOUNDS IN A GAME

A-State .....7 by Brandon Peterson vs Troy, 3-30-13  
Opp. ....9 by Kevin Thomas (Troy), 1-24-15

### A PLAYER HAD 15+ DEFENSIVE REBOUNDS IN A GAME

A-State .....15 by Anthony Livingston vs Marshall, 12-20-14  
Opp. ....15 by George Odufuwa (North Texas), 1-22-11

### A PLAYER HAD 15+ TOTAL REBOUNDS IN A GAME

A-State .....19 by Anthony Livingston at UALR, 2-19-15  
Opp. ....16 by Shawn Long (UL-Lafayette), 1-12-13

### A PLAYER HAD 10+ ASSISTS IN A GAME

A-State .....15 by PJ Hardwick vs Appalachian State, 1-3-15  
Opp. ....10 by Josh Hagins (UALR), 3-1-14

### A PLAYER HAD 7+ TURNOVERS IN A GAME

A-State .....7 by Ed Townsel at Louisville, 11-22-11  
Opp. ....7 by JAYON JAMES (ULM), 1-19-13

### A PLAYER HAD 5+ BLOCKS IN A GAME

A-State .....5 by Anthony Livingston at Appalachian State, 1-15-15  
Opp. ....5 by Dionte Ferguson (South Alabama), 12-30-14

### A PLAYER HAD 5+ STEALS IN A GAME

A-State .....5 by Cameron Golden at Central Arkansas, 12-1-14  
Opp. ....5 by R.J. Hunter (Georgia State), 1-31-15

### A PLAYER PLAYED ALL 40 MINUTES IN REGULATION

A-State .....Anthony Livingston at Georgia Southern, 2-12-15  
Opp. ....R.J. Hunter (Georgia State), 1-19-15

## SCORING BREAKDOWN (A-STATE/OPPONENT)

Opponent	In Paint	Margin	Off TO	Margin	2nd CH	Margin	Fast Break	Margin	Bench	Margin	Total RBS	Margin	Big Lead	Big Deficit
UT Martin	22 / 34	-12	10 / 22	-12	2 / 17	-15	0 / 8	-8	0 / 13	-13	27 / 30	-3	19	5
Lamar	20 / 36	-16	16 / 17	-1	14 / 6	+8	4 / 8	-4	8 / 23	-15	32 / 32	0	5	8
at Central Arkansas	34 / 18	+16	20 / 13	+7	12 / 8	+4	4 / 4	0	19 / 14	+5	37 / 36	+1	20	--
Belhaven	36 / 14	+22	13 / 11	+2	16 / 7	+9	4 / 6	-2	20 / 12	+8	47 / 24	+23	27	--
at Purdue	24 / 38	-14	5 / 15	-10	9 / 13	-4	2 / 8	-6	15 / 47	-32	31 / 41	-10	--	41
at Toledo	18 / 22	-4	7 / 10	-3	13 / 12	+1	2 / 2	0	11 / 11	0	35 / 34	+1	14	8
at Mississippi State	24 / 28	-4	8 / 9	-1	6 / 12	-6	2 / 6	-4	4 / 40	-36	39 / 33	+6	14	3
Marshall	18 / 14	+4	13 / 14	-1	2 / 15	-13	4 / 0	+4	10 / 21	-11	49 / 43	+6	10	12
at Niagara	30 / 30	0	16 / 12	+4	4 / 7	-3	11 / 2	+9	6 / 24	-18	35 / 34	+1	5	9
at South Alabama	28 / 34	-6	14 / 8	+6	12 / 15	-3	0 / 6	-6	2 / 2	0	41 / 45	-4	5	11
Appalachian State	32 / 38	-6	8 / 14	-6	11 / 12	-1	6 / 4	+2	12 / 25	-13	34 / 39	-5	14	6
at ULM	24 / 42	-18	9 / 9	0	9 / 10	-1	2 / 2	0	7 / 21	-14	30 / 32	-2	--	13
Georgia Southern	26 / 22	+4	18 / 12	+6	3 / 5	-2	8 / 6	+2	10 / 23	-13	24 / 43	-19	1	24
at UT Arlington	16 / 34	-18	10 / 13	-3	12 / 13	-1	3 / 11	-8	12 / 37	-25	32 / 41	-9	--	33
at Appalachian State	26 / 22	+6	16 / 11	+5	2 / 9	-7	2 / 6	-4	2 / 19	-17	41 / 43	-2	15	6
Texas State	32 / 16	+16	15 / 16	-1	17 / 10	+7	0 / 0	0	19 / 25	-6	41 / 39	+2	6	9
Georgia State	8 / 24	-16	13 / 11	+2	12 / 16	-4	0 / 4	-4	3 / 11	-8	32 / 41	-9	1	10
at Louisiana-Lafayette	24 / 34	-10	12 / 17	-5	11 / 15	-4	4 / 6	-2	21 / 50	-29	29 / 41	-12	2	38
at Troy	26 / 24	+2	16 / 12	+4	8 / 12	-4	6 / 4	+2	17 / 10	+7	40 / 43	-3	11	11
UALR	22 / 28	-6	12 / 24	-12	14 / 10	+4	4 / 6	-2	20 / 23	-3	39 / 28	+11	13	14
at Georgia State	10 / 46	-36	4 / 18	-14	3 / 10	-7	2 / 22	-20	11 / 21	-10	27 / 43	-16	--	33
Troy	26 / 30	-4	26 / 16	+10	8 / 18	-10	0 / 0	0	8 / 8	0	24 / 40	-16	1	20
at Georgia Southern	28 / 34	-6	5 / 16	-11	17 / 4	+13	0 / 6	-6	2 / 20	-18	45 / 35	+10	5	12
at UALR	24 / 18	+6	6 / 18	-12	11 / 12	-1	0 / 6	-6	12 / 12	0	35 / 30	+5	--	13
ULM														
UT Arlington														
at Texas State														
South Alabama														
Louisiana-Lafayette														
Total	578 / 680	-102	292 / 338	-46	228 / 268	-40	70 / 133	-63	251 / 512	-261	846 / 890	-44	27	41

# ALL-TIME SERIES RESULTS VS. CURRENT SUN BELT TEAMS

Appalachian State 2-2			
H: 1-1	A: 1-1	N: 0-0	
01/15/2015.....A	W	59-50	
01/03/2015.....H	L	73-74	
12/07/1991.....A	L	74-85	
11/24/1990.....H	W	91-69	

UALR 49-32			
H: 29-11	A: 17-19	N: 3-2	

02/19/2015.....A	L	57-70
01/29/2015.....H	L	65-75
03/14/2014.....N	W(4OT)	116-114
03/01/2014.....A	L	67-74
01/25/2014.....H	W	77-49
03/02/2013.....A	L	71-78
02/14/2013.....H	W	86-62
02/25/2012.....A	L	60-62
01/14/2012.....H	L	62-63
03/06/2011.....N	L	52-59
02/26/2011.....H	W	71-63
01/29/2011.....A	W	75-64
03/06/2010.....N	W	89-82
02/04/2010.....A	L	77-79
12/20/2009.....H	W	69-61
02/12/2009.....H	L	57-58
12/20/2008.....A	L	59-65
02/21/2008.....A	L	52-82
01/05/2008.....H	W	77-62
02/24/2007.....A	W^	61-55
01/11/2007.....H	W^	77-51
01/28/2006.....H	W^	78-66
01/09/2006.....A	W^	74-70
02/10/2005.....H	L	67-73
01/27/2005.....A	W	78-64
03/06/2004.....N	L(OT)	78-83
01/31/2004.....H	W	57-56
01/10/2004.....A	L	65-75
02/03/2003.....H	W	86-76
01/25/2003.....A	L	70-77
02/02/2002.....A	L	63-65
01/10/2002.....H	L	58-78
02/24/2001.....H	L	85-94
01/18/2001.....A	L	50-53
02/19/2000.....H	W	93-85
02/05/2000.....A	W	85-69
02/13/1999.....A	W	74-55
01/16/1999.....H	W	84-64
02/14/1998.....H	W	76-65
01/10/1998.....A	W	75-61
02/15/1997.....H	L	81-87
02/01/1997.....A	L	66-70
02/03/1996.....H	L	63-84
12/30/1995.....A	L	68-95
02/11/1995.....H	L	56-88
01/28/1995.....A	L	64-66
02/12/1994.....A	W	64-63
01/29/1994.....H	W	66-54
03/07/1993.....N	W	74-60
02/06/1993.....H	W	82-53
01/02/1993.....A	L	64-76
03/06/1992.....N	L	45-46
12/21/1991.....A	W	82-79
11/30/1991.....H	W	65-60
12/29/1990.....H	W	73-60
11/26/1990.....A	L	56-59
12/29/1988.....N	L	55-59
02/11/1985.....H	W	67-54
12/17/1983.....H	W	71-54
12/10/1983.....A	L	49-55
01/13/1983.....A	L	58-61
12/06/1983.....H	W(OT)	55-54
01/12/1981.....H	W	68-64
12/01/1980.....A	L(OT)	55-59
01/10/1980.....H	W	78-76
12/13/1980.....A	W	63-58
01/15/1979.....A	W(OT)	89-87
11/27/1978.....H	W	72-52
1936-37.....W	W	28-16
1936-37.....W	W	31-13

1935-36.....W	60-18
1935-36.....W	42-21
1934-35.....W	40-33
1934-35.....W	34-29
1933-34.....W	33-22
1933-34.....W	61-31
1932-33.....W	54-34
1932-33.....W	63-34
1931-32.....W	52-27
1931-32.....W	54-33
1927-28.....W	36-22

^ - Vacated wins by NCAA

GEORGIA STATE 1-6			
H: 0-3	A: 1-2	N: 0-1	
01/31/2015.....A	L	43-74	
01/19/2015.....H	L	54-60	
03/15/2014.....N	L	45-72	
03/04/2014.....H	L(OT)	76-79	
01/16/2014.....A	L	72-73	
12/19/1995.....A	W	74-67	
12/09/1995.....H	L	57-72	

GEORGIA SOUTHERN 3-6			
H: 2-3	A: 1-3	N: 0-0	
02/12/2015.....A	L	60-65	
01/08/2015.....H	L	61-73	
12/17/2005.....H	L	71-82	
12/15/2004.....A	L	70-85	
02/26/1976.....A	L	82-89	
12/02/1975.....H	W	72-6	
01/13/1975.....H	W	90-70	
12/02/1974.....A	W	74-72	
12/04/1971.....H	L	79-85	

LOUISIANA 23-47			
H: 15-28	A: 8-27	N: 0-3	
01/22/2015.....A	L	59-96	
03/08/2014.....H	L	76-77	
02/15/2014.....A	L	67-85	
01/12/2013.....A	L	56-61	
12/27/2012.....H	W	87-70	
02/11/2012.....A	L(OT)	65-68	
01/21/2012.....H	W	79-74	
02/17/2011.....A	L	61-64	
01/13/2011.....H	W	74-65	
02/18/2010.....A	L	54-56	
01/28/2010.....H	W	62-60	
02/14/2009.....A	L	50-54	
02/16/2008.....H	L	59-65	
01/03/2008.....A	L	63-73	
02/08/2007.....H	L	70-76	
12/17/2006.....A	W	73-63	
02/23/2006.....A	L	65-71	
02/24/2005.....H	W	86-80	
02/26/2004.....A	L	62-82	
02/20/2003.....H	W	84-72	
03/02/2002.....N	L	59-74	
02/14/2002.....A	L	50-53	
02/03/2001.....A	W	82-80	
02/12/2000.....H	L	75-79	
01/20/2000.....A	L	73-87	
02/11/1999.....H	W	84-66	
01/09/1999.....A	L	85-91	
02/23/1998.....H	L	80-83	
01/29/1998.....A	L	79-93	
01/23/1997.....H	W	88-84	
01/02/1997.....A	L	80-86	
01/27/1996.....H	W	77-71	
01/11/1996.....A	L	82-96	
02/20/1995.....A	W	63-60	
02/09/1995.....H	L	50-54	
01/27/1994.....A	L	69-72	
01/20/1994.....H	W	73-68	
02/27/1993.....A	W	60-59	
02/10/1993.....H	L	69-71	
01/29/1992.....H	W	78-57	
01/09/1992.....A	L	49-65	
02/09/1991.....A	W	81-63	

01/12/1991.....H	W	68-63
03/02/1990.....N	L	69-83
02/24/1990.....H	L	87-105
02/03/1990.....A	L	72-73
02/23/1989.....A	L	76-79
02/02/1989.....H	W	81-65
01/23/1988.....H	L(OT)	62-66
01/02/1988.....A	W	75-63
02/25/1982.....A	L	70-81
02/08/1982.....H	L	54-62
03/03/1981.....N	L	73-91
02/28/1981.....H	L	82-84
02/09/1981.....A	L	54-70
02/18/1980.....H	L	54-56
02/02/1980.....A	W	87-72
02/24/1979.....H	W	89-79
02/10/1979.....A	L	82-89
03/04/1978.....H	L	42-45
01/28/1978.....A	L	64-78
02/26/1977.....H	L	60-79
02/07/1977.....A	L	67-69
02/23/1976.....A	L	71-78
02/05/1976.....H	L	84-86
02/19/1973.....A	L	78-109
01/22/1973.....H	L	106-119
02/03/1972.....H	W	87-73
12/11/1965.....H	W	78-75
02/17/1964.....A	L	78-82

ULM 33-23			
H: 23-4	A: 8-18	N: 2-1	

01/05/2015.....A	L	61-70
03/06/2014.....H	W	64-58
01/30/2014.....A	L	65-72
02/16/2013.....A	W	87-54
01/19/2013.....H	W	63-39
02/02/2012.....H	W	72-64
12/31/2011.....A	W	65-63
02/10/2011.....A	W	85-66
01/27/2011.....H	W	62-61
02/15/2010.....H	W	69-52
02/28/2009.....A	L	63-64
01/15/2009.....H	W	65-62
02/28/2008.....H	W	75-64
01/12/2008.....A	W	89-82
02/17/2007.....H	W^	76-68
01/04/2007.....A	L	69-77
12/04/1992.....N	W	79-72
03/18/1988.....H!	W	70-59
03/03/1987.....N	W	81-60
02/12/1987.....A	L	53-58
01/15/1987.....H	W	62-60
02/13/1986.....H	W	72-60
1/16/1986.....A	L	51-78
03/05/1985.....N	L	62-70
02/21/1985.....H	W	61-56
01/26/1985.....A	L	54-66
02/16/1984.....A	L	54-58
01/21/1984.....H	L	45-46
02/17/1983.....H	W	70-68
01/22/1983.....A	W	53-52
12/09/1978.....A	L	67-87
02/16/1978.....H	L	58-65
01/22/1977.....A	W	79-78
01/08/1977.....H	L	65-70
01/17/1975.....A	L	65-86
12/20/1975.....H	W(OT)	93-90
02/24/1975.....A	L	73-85
02/01/1975.....H	W	91-74
02/21/1974.....H	L	90-94
02/04/1974.....A	W	72-71
01/05/1963.....A	L	75-88
12/19/1962.....H	W	67-60
02/14/1962.....A	L	73-87
12/16/1961.....H	W	76-72
01/06/1961.....A	L	66-76
12/19/1960.....H	W	77-56
01/04/1960.....A	W	53-52
12/21/1959.....H	W	68-66
01/05/1959.....A	L	72-86

12/20/1958.....H	W	70-58
01/06/1958.....A	L	61-76
12/21/1957.....H	W	81-50
01/28/1956.....H	W	86-69
01/07/1956.....A	L	70-97
00/00/1955.....H	W	94-77
00/00/1955.....A	L	91-104

! - NIT  
^ - Vacated Wins by NCAA

SOUTH ALABAMA 22-17			
H: 14-4	A: 7-12	N: 1-1	
12/30/2014.....A	W(OT)	63-60	
02/13/2014.....A	W	85-61	
01/11/2014.....H	W	72-60	
01/31/2013.....H	W	74-62	
12/29/2012.....A	W	63-54	
02/09/2012.....A	L	57-74	
12/30/2010.....H	W	69-57	
01/09/2010.....A	W	69-63	
01/17/2009.....H	L	67-74	
02/07/2008.....A	L	58-81	
02/11/2007.....A	L	67-85	
12/28/2006.....H	L	78-91	
02/02/2006.....A	L	69-78	
01/06/2005.....H	W	83-58	
02/07/2004.....A	W	56-54	
02/01/2003.....H	W	83-63	
01/12/2002.....A	W	74-68	
03/05/2001.....N	L	53-76	
01/06/2001.....H	W	64-63	
01/29/2000.....H	W(OT)	84-76	
01/08/2000.....A	L	53-56	
02/18/1999.....H	W	69-67	
02/02/1999.....A	L	73-79	
01/17/1998.....A	L	68-78	
12/28/1997.....H	W(OT)	82-66	
01/25/1997.....H	L	68-79	
01/04/1997.....A	L	53-72	
02/15/1996.....H	W	62-54	
01/18/1996.....A	L	52-55	
03/03/1995.....N	W	96-83	
02/02/1995.....A	W	77-65	
01/14/1995.....H	L	78-84	
01/23/1994.....A	L	59-73	
01/15/1994.....H	W	73-60	
02/01/1993.....A	L	59-78	
01/09/1993.....H	W	76-61	
02/01/1992.....H	W	63-60	
02/13/1971.....H	W	76-59	
12/07/1970.....A	L	59-69	

TEXAS STATE 3-0			
H: 2-0	A: 1-0	N: 0-0	
01/17/2015.....H	W(OT)	78-73	
02/22/2014.....H	W	73-68	
01/04/2014.....A	W	74-69	

UT ARLINGTON		38-14
H: 22-4	A: 15-10	N: 1-0
01/10/2015.....A	L	50-77
02/20/2014.....H	W	83-60
01/02/2014.....A	W	82-66
12/06/1997.....H	W	72-64
12/13/1986.....H	W	85-58
02/27/1986.....H	W	73-62
02/01/1986.....A	W	77-76
02/14/1985.....H	W	61-60
01/19/1985.....A	W	73-61
02/23/1984.....A	W	84-73
01/28/1984.....H	W	67-61
03/10/1983.....N	W	66-56
02/24/1983.....H	W	79-70
01/29/1983.....A	W	61-56
02/20/1982.....H	L(OT)	58-60
02/01/1982.....A	L	62-81
02/16/1981.....A	L	64-66
01/26/1981.....H	L	64-66
02/09/1980.....A	L	64-72

# GAME 1

Official Basketball Box Score - Game Totals - Final Statistics  
**UT Martin vs Arkansas State**  
 11/17/14 7:55 p.m. at Jonesboro, Ark. (Convocation Center)

## UT Martin 75 • 1-1

#	Player	Total	3-Ptr	Rebounds	FT	FTA	Off	Def	TP	A	To	Bk	Shl	Min	
10	HOWARD, Tywmond	9	1-5	2-4	3-5	3	2	5	2	23	3	2	0	1	37
11	TAYLOR, Myles	8	3-5	0-1	5-9	2	7	9	4	11	1	0	0	0	32
20	JOSEPH, Arkeem	8	2-3	0-0	0-2	1	0	1	1	4	0	1	0	0	15
01	ANDERSON, Alex	8	3-8	1-5	2-2	0	1	1	3	9	1	1	0	3	26
29	NEWELL, Marshun	9	5-12	4-5	1-2	2	2	4	2	15	1	4	1	0	30
00	OLDHAM, Dee	0-1	0-0	0-0	0-0	1	1	0	0	0	0	0	0	0	9
15	ROWE, Chandler	0-1	0-0	0-0	0-0	0	0	0	0	1	0	0	0	0	3
11	DURHAM, Terrence	0-1	0-0	0-0	0-0	0	0	0	0	0	0	0	0	0	1
34	SMITH, Deville	3-8	1-5	4-4	1-2	3	2	11	5	3	0	5	3	7	37
40	MARTINEZ, Javier	1-2	0-0	0-0	0-2	2	2	3	2	0	1	0	1	0	7
Team		26-55	8-20	15-24	12	18	30	18	75	11	12	0	11	200	
Totals		26-55	8-20	15-24	12	18	30	18	75	11	12	0	11	200	

FG % 1st Half: 9-25 36.0% 2nd half: 17-30 56.7% Game: 26-55 47.3%  
 3FG % 1st Half: 3-8 37.5% 2nd half: 5-12 41.7% Game: 8-20 40.0%  
 FT % 1st Half: 2-4 50.0% 2nd half: 13-20 65.0% Game: 15-24 62.5%

## Arkansas State 73 • 1-0

#	Player	FG	3-Pr	Rebounds	FT	PF	TP	A	To	Bk	Shl	Min			
		Total	Total	Off Def Tot	Off Def Tot	Off Def Tot	Off Def Tot	Off Def Tot	Off Def Tot	Off Def Tot	Off Def Tot	Off Def Tot			
14	Downs, Kelvin	f	0-0	2-2	0-0	0-0	0-0	0-0	0-0	0-0	0-0	23			
34	Livingston, Anthony	f	9-15	2-3	6-7	2	7	9	4	11	1	0	38		
01	Golden, Cameron	g	5-9	3-3	4-6	0	4	4	2	17	3	2	0	27	
12	Gardner, Sean	g	6-9	1-3	2-4	1	3	4	2	15	0	4	0	28	
11	Foster, C.J.	g	2-5	1-1	4-9	0	1	1	5	14	5	0	0	31	
00	Macklin, Dajion	0-1	0-1	0-0	0-0	0	0	0	1	0	2	3	0	0	20
04	Pierre, Josh	0-0	0-0	0-0	0-0	0	1	1	0	0	0	0	0	0	3
25	White, Ronnie	0-0	0-0	0-0	0-0	0	4	4	1	0	0	1	0	0	13
33	Boucoun, Nouhoum	0-0	0-0	0-0	0-0	0	2	2	1	0	0	0	0	0	5
Team						0	1	1							
Totals		26-45	6-11	15-20	4	23	27	18	73	6	16	1	6	200	

FG % 1st Half: 16-24 66.7% 2nd half: 10-21 47.6% Game: 26-45 57.8%  
 3FG % 1st Half: 3-4 75.0% 2nd half: 3-7 42.9% Game: 6-11 54.5%  
 FT % 1st Half: 4-7 57.1% 2nd half: 11-13 84.6% Game: 15-20 75.0%

Officials: Paul Sroka, Todd Austin, Brad Gaston  
 Technical Fouls: UT Martin-None, Arkansas State-None.  
 Attendance: 1517

Score by periods	1st	2nd	Total
UT Martin	23	52	75
Arkansas State	39	34	73

Points in the Paint: UT Martin 22, Arkansas State 18  
 Fouls: UT Martin 34, Arkansas State 28  
 Largest lead - UTM by 15 1st-10:07, ASU by 19 1st-00:28

Score tied - 3 times.  
 Lead changed - 8 times.

# GAME 2

Official Basketball Box Score - Game Totals - Final Statistics  
**Belhaven vs Arkansas State**  
 12/04/14 7:05 p.m. at Jonesboro, Ark. (Convocation Center)

## Belhaven 68 • 3-11

#	Player	F	FG	FGA	FT	FTA	Off	Def	Total	PF	TP	A	To	Bk	Shl	Min
02	Dela Mayers	f	7-13	0-0	5-13	1	2	3	19	1	2	0	0	0	0	30
01	Jordan Bedford	g	1-2	1-10	2-2	2	3	5	0	2	3	0	1	0	1	37
04	Datondrick Pinkston	g	1-2	0-0	0-0	1	2	3	5	2	3	0	1	1	1	30
00	Josh Carpenter	g	5-10	4-4	3-3	0	6	5	16	3	0	0	0	0	0	35
11	Jerral Dawson	g	5-11	4-10	0-0	0	2	2	1	14	1	2	1	4	0	37
02	Daluan Young	0	0-2	0-0	0-0	1	0	1	0	0	0	0	1	0	0	9
11	Dyous Jude	1	1-1	1-1	0-0	0	0	0	0	0	0	0	0	0	0	7
22	Demontre Stapleton	0-0	0-0	0-0	0-0	0	0	0	1	0	1	0	0	0	0	3
33	Kenneth Davis	1-1	1-1	0-0	0-0	0	1	1	0	3	1	0	0	0	0	3
03	Kyle Patterson	0-0	0-0	0-0	0-0	0	0	0	0	0	0	0	0	0	0	3
34	Justin Washington	0-0	0-0	0-0	0-0	0	0	0	0	0	0	0	0	0	0	3
35	Jonathan Durham	2-4	1-2	0-0	0-0	0	0	0	5	0	1	0	0	0	0	3
Team		23-56	11-30	11-19	6	18	24	15	68	13	11	3	7	0	0	200
Totals		23-56	11-30	11-19	6	18	24	15	68	13	11	3	7	0	0	200

FG % 1st Half: 8-28 28.6% 2nd half: 15-28 53.6% Game: 23-56 41.3%  
 3FG % 1st Half: 6-17 35.3% 2nd half: 5-13 38.5% Game: 11-30 36.7%  
 FT % 1st Half: 4-7 57.1% 2nd half: 12-22 54.5% Game: 11-19 57.9%

## Arkansas State 95 • 2-2

Arkansas State 95 • 2 • 2														
#	Player	Total	3-Ptr	Rebounds	FT-FTA	Off Def Tot	PF	TP	A	To	Bk	Shl	Min	
		FG-FGA	FT-FTA	Off Def Tot	PF	TP	A	To	Bk	Shl	Min			
14	Downs, Kelvin	7-11	2-2	1-1	5	3	5	1	2	0	0	19		
34	Livingston, Anthony	9-17	1-2	4-5	0	10	14	9	0	3	1	32		
01	Golden, Cameron	9-15	3-7	0-1	1	1	18	7	0	0	2	34		
05	Hardwick, PJ	2-6	0-0	5-7	0	6	1	7	3	0	0	37		
12	Gardner, Sean	10-13	8-9	0-0	1	7	8	28	1	2	1	35		
00	Macklin, Dajion	2-4	1-3	0-0	1	0	1	5	1	0	0	6		
04	Pierre, Josh	0-0	0-0	0-0	0	0	0	0	0	0	0	3		
11	Waters, Charles	3-5	0-0	0-0	1	2	3	1	6	0	1	15		
11	Foster, C.J.	1-2	0-0	1-1	0	1	1	3	1	2	0	12		
25	White, Ronnie	0-0	0-0	2-2	2	1	3	0	4	0	0	3		
33	Boucoun, Nouhoum	1-4	0-1	0-0	2-2	1	2	0	0	0	0	5		
Team		34-68	13-27	14-15	7	40	44	14	95	20	12	4	9	200
Totals		34-68	13-27	14-15	7	40	44	14	95	20	12	4	9	200

FG % 1st Half: 15-38 39.5% 2nd half: 19-30 63.3% Game: 34-68 60.0%  
 3FG % 1st Half: 5-12 41.7% 2nd half: 8-15 53.3% Game: 13-27 48.1%  
 FT % 1st Half: 3-3 100.0% 2nd half: 11-12 91.7% Game: 14-15 93.3%

Officials: Kevin Mathis, Hasabie Briggs, Kyle Chambers  
 Technical Fouls: Belhaven-None, Arkansas State-None.  
 Attendance: 1406

Score by periods	1st	2nd	Total
Arkansas State	26	42	68
Belhaven	38	57	95

Points in the Paint: Arkansas State 26, Belhaven 38  
 Fouls: Arkansas State 24, Belhaven 16  
 Largest lead - BU None, ASU by 27 2nd-00:14

Score tied - 0 times.  
 Lead changed - 0 times.

# GAME 3

Official Basketball Box Score - Game Totals - Final Statistics  
**Arkansas State vs Mississippi State**  
 12/17/14 6 p.m. at Starkville, Miss (Jumpney Coliseum)

## Arkansas State 69 • 3-4

#	Player	FG	FGA	FG-RG	FT	FTA	Off	Def	Tot	PF	TP	A	To	Bk	Shl	Min
34	Livingston, Anthony	F	3-5	0-2	2-6	1	6	7	8	8	1	3	1	1	1	34
33	Boucoun, Nouhoum	F	4-8	0-0	5-8	1	3	5	8	1	13	0	1	2	2	31
01	Golden, Cameron	F	6-13	3-7	0-1	0	2	2	5	15	4	2	0	0	0	36
05	Hardwick, PJ	F	1-2	0-0	5-7	0	6	1	7	3	0	0	0	0	0	29
12	Gardner, Sean	F	8-14	5-10	1-2	0	5	5	5	12	2	0	2	0	0	36
00	Macklin, Dajion	F	0-1	0-0	0-0	0	4	4	0	0	1	1	0	0	0	18
11	Foster, C.J.	F	2-3	0-0	0-0	1	1	1	4	1	1	1	0	0	1	13
14	Downs, Kelvin	F	2-3	0-0	0-0	2	4	3	4	0	2	0	0	0	0	15
	Team						0	3	3							
Totals			24-46	8-19	13-24	6	33	39	14	69	13	14	3	4	200	
FG % 1st half: 14-28		50.0%	2nd half: 10-18		55.6%	Game: 24-46		52.2%	Deadball							

FG % 1st Half: 14-28 50.0% 2nd half: 10-18 55.6% Game: 24-46 52.3%  
 3FG % 1st Half: 4-11 36.4% 2nd half: 4-8 50.0% Game: 8-19 42.1%  
 FT % 1st Half: 3-8 37.5% 2nd half: 10-16 62.5% Game: 13-24 54.2%

## Mississippi State 55 • 4-4

20	Gavin Ware	9	1-5	0-0	2-2	2	2	4	0	4	0	1	0	17
13	Travis Daniels	9	3-5	0-1	0-0	2	2	0	0	0	0	0	0	18
01	Fred Thomas	9	2-9	0-4	0-0	0	3	3	1	4	0	1	0	27
03	Trivante Bloodman	9	1-5	0-0	2-2	1	0	1	0	4	1	0	0	13
22	Craig Woodard	9	1-6	1-3	0-1	0	1	1	2	3	0	1	0	21
08	Maurice Dunlap	1-3	0-0	0-0	0-0	0	3	3	0	0	0	0	0	15
02	Demetrius Houston	2-5	0-1	1-2	2-3	5	2	5	1	1	1	1	1	18
13	I.J. Ready	3-14	1-5	1-1	0-2	2	2	1	8	1	2	0	1	27
22	Fallou Nkoye	1-3	0-0	0-0	1-1	1	1	3	4	1	0	0	1	13
05	Roque Johnson	8-11	0-0	4-4	2-5	7	2	20	0	1	0	0	1	32
33	Oliver Black	0-0	0-0	0-0	0-4	2	0	0	0	0	1	1	0	9
Team						3	0	3						
Totals		21-65	3-17	10-12	12	21	33	17	55	4	9	2	7	200

FG % 1st Half: 11-34 32.4% 2nd half: 10-31 32.3% Game: 21-65 32.3%  
 3FG % 1st Half: 1-7 14.3% 2nd half: 2-10 20.0% Game: 3-17 17.6%  
 FT % 1st Half: 4-4 100.0% 2nd half: 8-8 100.0% Game: 10-12 83.3%

Officials: Antonio Petty, Ron Grower, Olanide Ploie  
 Technical Fouls: Arkansas State-None, Mississippi State-None.  
 Attendance: 5390

Score by periods	1st	2nd	Total
Arkansas State	27	42	69
Mississippi State	28	27	55

Points in the Paint: Arkansas State 27, Mississippi State 28  
 Fouls: Arkansas State 34, Mississippi State 33  
 Largest lead - ASU by 42 2nd-00:19, MS by 3 1st-13:30

Score tied - 1 time.  
 Lead changed - 2 times.

# GAME 4

Official Basketball Box Score - Game Totals - Final Statistics  
**Lamar vs Arkansas State**  
 11/25/14 7:55 p.m. at Jonesboro, Ark. (Convocation Center)

## Lamar 63 • 2-3

#	Player	Total	3-Ptr	Rebounds									
		FG-FGA	FT-FTA	Off	Def	Total	PF	TP	A	To	Bk	Shl	Min
05	de LaBoudiere, T	f 1-3	0-0	2-2	1	0	1	4	7	4			
20	Owens, Marcus	f 1-3	0-1	2-3	1	0	1	4	4	0	1	0	1
42	Gregory, Leon	c 3-4	0-0	0-0	1	2	3	6	0	1	0	1	10
01	Holliday, Anthony	g 4-7	1-1	2-4	2	3	5	2	11	0	1	0	29
03	McGee, Preston	g 1-1	0-1	1-1	0	0	0	0	0	0	0	1	2
08	Petty, Benquan	0-1	0-1	0-0	0	0	0	0	0	0	0	0	1
44	Hancock, Matt	0-0	0-0	0-0	0	0	0	0	0	0	0	0	1
12	Hollis, Zachary	0-0	0-0	0-0	0	0	0	2	0	0	0	0	1
23	Zeig, Jazari	0-0	0-0	0-0	2	9	2	0	0	0	0	0	3
18	Ross, Donovan	1-6	0-0	3-5	2	2	4	2	5	3	1	0	19
23	Sears, Dontavious	1-2	1-2	0-0	0	0	0	1	3	0	1	0	6



# GAME 10

Official Basketball Box Score - Game Totals - Final Statistics  
Arkansas State vs South Alabama  
12/20/14 7:05 p.m. at Mobile, Ala. (Mitchell Center)

## Arkansas State 63 • 6-4 (1-0 SBC)

#	Player	Total			3-Ptr		Rebounds			PF	TP	A	To	Bk	Stl	Min
		FG	FGA	FG%	FT	FTA	Off	Def								
24	Lewis, Anthony	6	16	1-5	3	4	2	11	13	0	16	1	2	0	0	43
31	Boucoum, Nouhoum	5	8	0-0	4	4	4	2	6	5	14	0	0	0	0	22
01	Golden, Cameron	4	13	3-9	3	6	2	4	6	1	14	1	3	0	0	42
05	Hardwick, PJ	3	9	0-0	2	2	1	3	4	1	8	6	0	0	0	45
12	Gardner, Sean	4	13	1-5	0	0	1	2	3	0	9	1	3	1	1	41
00	Macklin, Dajon	0	2	0-0	0	0	1	1	2	0	0	1	0	0	0	7
11	Waters, Charles	1	2	0-0	0	0	1	2	3	2	0	0	2	1	0	14
34	Downs, Kelvin	0	1	0-0	0	0	0	0	2	0	0	0	0	0	0	1
	Team	2	1		3	2	1	3	1							
	Totals	23	64	5-19	12	16	14	27	41	14	63	9	12	3	7	225

FG % 1st Half: 9-33 27.3% 2nd half: 11-26 42.3% OT: 3-5 60.0% Game: 23-64 35.9%  
3FG % 1st Half: 4-13 30.8% 2nd half: 0-5 0.0% OT: 1-1 100.0% Game: 5-19 26.3%  
FT % 1st Half: 6-6 100.0% 2nd half: 3-6 50.0% OT: 3-4 75.0% Game: 12-16 75.0%

## South Alabama 60 • 2-9 (0-1 SBC)

#	Player		3-Ptr			Rebounds			PF	TP	A	To	Bk	Stl	Min
			FG	FGA	FG-FTA	Off	Def	FT							
05	Lewis, Abdul	f	4-8	0-1	1-4	2	4	6	4	9	1	4	0	1	38
24	Ferguson, Dionte	f	8-13	0-0	2-4	5	8	13	1	18	0	1	5	1	39
02	Johnson, Tashawn	g	5-12	4-6	3-4	1	3	4	17	2	4	0	3	37	39
34	Stevens, Barrington	g	2-13	0-7	2-4	1	6	7	2	4	2	2	1	18	18
22	Brown, John	g	5-9	0-1	0-0	1	2	3	0	1	1	1	1	2	29
01	Williams, Ken	g	1-9	0-6	0-0	1	1	2	0	2	1	2	0	0	19
10	Boyanov, Georgi	g	0-2	0-0	0-0	2	2	4	0	0	0	2	0	1	12
	Team		2-2	4	0	0	2	0	0	2	0	1	2	0	2
	Totals		25-64	4-20	6-12	16	29	45	14	60	7	16	6	8	225

FG % 1st Half: 14-31 45.2% 2nd half: 8-25 32.0% OT: 3-8 37.5% Game: 25-64 39.1%  
3FG % 1st Half: 2-7 28.6% 2nd half: 0-4 0.0% OT: 1-1 100.0% Game: 4-20 20.0%  
FT % 1st Half: 3-6 50.0% 2nd half: 3-5 60.0% OT: 0-1 0.0% Game: 6-12 50.0%

Officials: Jacyn Goble, John Hampton, Jonathan Sterling  
Technical fouls: Arkansas State-None, South Alabama-None.  
Attendance: 1662

Score by periods	1st	2nd	OT	Total
Arkansas State	28	25	10	63
South Alabama	33	20	7	60

Last FG - ASU 01:01, USA 01:02.03.  
Largest lead - ASU by 5 OT:01:09, USA by 11 2nd:16:36.

Score tied - 7 times.  
Lead changed - 7 times.

# GAME 13

Official Basketball Box Score - Game Totals - Final Statistics  
Georgia Southern vs Arkansas State  
1/15/15 7:30 PM at Jonesboro, Ark. (Convocation Center)

## Georgia Southern 73 • 9-3, 2-1 (SBC)

#	Player	FG		3-PT		Rebounds		PF	TP	To	Bk	Stl	Min		
		G	A	G	A	Off	Def								
13	MATIAS, Angel	f	4-7	1-2	2-2	0	6	8	1	11	2	2	30		
44	WIEDEMANN, Trent	f	3-8	0-1	2-2	0	2	2	4	8	1	2	1	28	
05	HUGHES, Mike	g	4-7	2-4	0-1	1	5	6	1	10	1	1	2	37	
08	HEWITT, Jelan	g	5-11	4-8	4-4	1	2	3	4	18	5	4	0	24	
10	ALLSMILLER, Jake	g	1-2	1-1	0-0	0	0	0	3	0	1	0	1	14	
06	BOYKINS, Devonte	g	0-0	0-0	0-0	0	0	0	0	0	0	0	0	3	
01	FERGUSON, Eric	g	1-1	0-1	2-2	0	4	6	3	11	0	4	0	19	
04	DIAMOND, Curtis	g	4-7	2-3	2-4	1	9	10	2	12	2	3	0	28	
35	DOYLE, Kyle	g	0-1	0-0	0-0	0	4	4	1	0	0	0	0	7	
	Team		2-2	4	0	0	0	0	0	0	0	0	0	7	
	Totals		25-50	11-20	12-18	9	34	43	16	73	11	17	2	4	200

FG % 1st Half: 16-31 51.6% 2nd half: 9-19 47.4% Game: 25-50 50.0%  
3FG % 1st Half: 0-0 0.0% 2nd half: 2-4 50.0% Game: 11-20 55.0%  
FT % 1st Half: 9-16 56.3% 2nd half: 12-18 66.7% Game: 23-30 76.7%

## Arkansas State 61 • 6-7, 1-3 (SBC)

Arkansas State 11/07/17 - 17 (38K)															
#	Player	3-Ptr			Rebounds			Total			Min				
		FG-FGA	FT-FTA	FT-FGA	Off	Def	PF	TP	A	To		Bk	Stl		
24	Livingston, Anthony	f	5-15	0-2	1-2	2	4	6	11	0	3	1	34		
33	Boucoum, Nouhoum	c	1-4	0-0	0-0	1	0	1	2	0	0	0	7		
01	Golden, Cameron	g	6-13	4-9	1-2	0	3	3	17	6	1	1	28		
05	Hardwick, PJ	g	4-7	0-0	0-0	1	2	2	4	0	0	0	35		
12	Gardner, Sean	d	2-8	2-6	3-3	0	2	2	0	9	1	0	26		
00	Macklin, Dajon	d	0-1	0-0	0-0	0	1	1	0	0	0	0	4		
11	Waters, Charles	f	0-1	0-0	0-1	1	5	6	5	8	0	1	21		
13	Foster, C.J.	d	0-2	0-2	2-2	0	0	0	0	2	0	0	9		
34	Downs, Kelvin	d	0-0	0-0	0-0	0	0	0	1	0	1	0	18		
TEAM			2-2	5	7	1	3	1	0	0	0	0	18		
Totals			22-57	6-19	11-16	5	19	24	14	61	10	10	3	9	200

FG % 1st Half: 9-24 37.5% 2nd half: 13-33 39.4% Game: 22-57 38.6%  
3FG % 1st Half: 0-0 0.0% 2nd half: 4-13 30.8% Game: 6-19 31.6%  
FT % 1st Half: 6-9 66.7% 2nd half: 7-7 100.0% Game: 13-16 81.3%

Officials: Kerry Sittin, Ray Acosta, Jacyn Goble  
Technical fouls: Georgia Southern-WIEDEMANN, Trent; FERGUSON, Eric, Arkansas State-None.  
Attendance: 1645

Technical foul on GASO #3 Eric Ferguson at 8:07 1st Half  
Technical foul on GASO #44 Trent Wiedemann at 2:24 2nd Half

Score by periods	1st	2nd	Total		In	Off	2nd	Fast	
Georgia Southern	41	32	73	Points	Paint	T/O	Chance	Break	Bench
Arkansas State	26	35	61	GS	22	12	5	6	23
				ASU	26	18	3	8	10

Last FG - GSU 02:55.5, ASU 2nd:00:41.  
Largest lead - GSU by 24 1st:01:10, ASU by 11 2nd:18:48.

Score tied - 2 times.  
Lead changed - 3 times.

# GAME 16

Official Basketball Box Score - Game Totals - Final Statistics  
Texas State vs Arkansas State  
1/17/15 7:02 PM at Jonesboro, Ark. (Convocation Center)

## Texas State 73 • 10-6, 4-3 SBC

10	Davis, Wes	3-4	2-3	0-0	0	1	1	3	8	0	0	1	17			
15	Montalvo, Ethan	6-13	4-9	2-2	0	3	5	18	0	2	0	0	34			
05	Black, Ojai	0-0	0-0	0-0	1	1	2	0	0	0	0	0	10			
24	Bermudez, Victor	0-3	0-2	0-0	1	1	2	2	2	0	0	0	14			
23	Westphal, J.C.	2-5	0-1	4-5	3	6	9	0	8	2	1	1	26			
24	Naylor, Cameron	5-11	0-0	5-6	1	1	2	5	15	0	0	0	20			
34	Ramial, Kendell	1-1	0-0	0-0	0	0	0	1	2	0	0	0	8			
	Team				2	5	7									
	Totals				22-64	8-22	21-27	14	25	39	22	73	12	2	7	225

FG 1st Half:	9-30	30.0%	2nd half:	11-28	39.3%	OT:	2-6	33.3%	Game:	22-64	34.4%	Deadball
FT 1st Half:	2-8	25.0%	2nd half:	4-10	40.0%	OT:	2-4	50.0%	Game:	12-28	36.4%	Rebounds
3PT 1st Half:	13-16	81.3%	2nd half:	9	77.8%	OT:	1-2	50.0%	Game:	21-27	77.8%	2

FG % 1st Half: 9-20 30.0% 2nd half: 11-28 39.3% OT: 2-4 50.0% Game: 22-64 34.4%  
3FG % 1st Half: 2-8 25.0% 2nd half: 4-10 40.0% OT: 2-4 50.0% Game: 8-22 36.4%  
FT % 1st Half: 11-16 68.8% 2nd half: 7-9 77.8% OT: 1-2 50.0% Game: 21-27 77.8%

## Arkansas State 78 • 8-8, 3-4 SBC

01	Golden, Cameron	q	6-16	1-6	9-10	0	0	5	5	2	22	5	0	0	41
05	Hardwick, PJ	q	0-3	0-0	0-0	0	1	2	3	2	0	7	3	0	39
12	Gardner, Sean	q	3-11	1-6	2-4	1	1	2	9	1	2	0	0	0	37
00	Macklin, Dajon	q	0-0	0-0	0-0	0	0	0	0	0	0	0	0	0	2
11	Dure, Frederic	q	1-1	1-1	0-0	0	0	0	0	0	3	0	0	0	7
13	Foster, C.J.	q	0-0	0-0	0-0	0	0	0	0	1	0	0	0	0	9
14	Downs, Kelvin	q	1-2	0-0	0-0	0	1	1	4	2	0	1	0	0	5
34	Boucoum, Nouhoum	q	5-9	2-2	1-2	3	14	0	0	0	0	0	0	0	20
	Team		1-4	5	7	1	3	1	0	0	0	0	0	0	18
	Totals		25-55	5-18	23-31	9	32	41	19	78	14	14	1	7	225

FG % 1st half:	7-25	28.0%	2nd half:	16-61	61.5%	OT:	2-4	50.0%	Game:	25-55	45.5%	Deadball
FTG % 1st half:	1-9	11.1%	2nd half:	4-8	50.0%	OT:	0-1	0.0%	Game:	15-28	53.6%	Rebounds

FG % 1st Half: 7-25 28.0% 2nd half: 18-30 60.0% OT: 2-0 0.0% Game: 25-55 45.5%  
3FG % 1st Half: 1-9 11.1% 2nd half: 4-8 50.0% OT: 0-0 0.0% Game: 5-18 27.8%  
FT % 1st Half: 11-16 68.8% 2nd half: 4-6 66.7% OT: 0-0 0.0% Game: 23-31 74.2%

Officials: Billy Dunlap, Mick Fieldblender, James Barker  
Technical fouls: Texas State-TEAM, Arkansas State-None.  
Attendance: 2319

Score by periods	1st	2nd	OT	Total
Texas State	33	33	7	73
Arkansas State	26	40	12	78

Last FG - TST 07:02.00, ASU 07:00:36.  
Largest lead - TST by 9 2nd:03:40, ASU by 6 OT:03:44.

Score tied - 12 times.  
Lead changed - 12 times.

# GAME 11

Official Basketball Box Score - Game Totals - Final Statistics  
Appalachian State vs Arkansas State  
1/15/15 7:05 PM at Jonesboro, Ark. (Convocation Center)

## Appalachian State 74 • 4-6 (1-0)

#	Player	Total		3-Ptr		Rebounds				PF	TP	A	To	Bk	Stl	Min	
		FG	FGA	FG	FGA	FT	FTA	Off	Def								
04	Obacha, Michael	1	1	0	0	2	4	0	3	3	2	4	0	1	0	20	
15	Spagnolo, Tommy	6	7	0	1	2	3	8	0	8	32	1	0	0	1	28	
03	Clarke, Dustin	1	4	0	3	0	0	1	0	1	0	0	0	0	1	23	
10	Burgess, Chris	3	9	2	3	1	2	0	1	1	1	9	1	2	0	32	
21	Evans, Frank	8	14	1	4	5	8	2	3	5	2	22	2	1	0	2	33
00	Kobani, Mike	0	1	0	0	0	2	2	2	4	0	0	2	1	0	3	
01	Goesling, London	2	4	0	1	0	0	2	2	1	4	0	2	1	0	1	13
05	Kinney, Griffin	3	8	0	0	2	5	7	1	6	1	1	0	1	0	16	
12	Gilbert, Rantavous	0	0	0	0	0	0	1	1	0	0	0	0	0	0	3	
14	Kostic, Milos	4	6	3	4	0	0	2	0	2	0	11	0	0	0	0	7
25	Babbie, Jake	2	0	0	1	0	0	3	0	3	2	4	1	1	0	1	19
34	Lawson, Jacob	0	4	0	0	0	0	1	0	1	0	0	0	0	0	3	
Team		2	6	4		10	19	16	23	39	12						

# GAME 19

Official Basketball Box Score – Game Totals – Final Statistics  
Arkansas State vs Troy  
01/24/15 4:15 pm at Troy, Ala. (Trojan Arena)

Arkansas State 64 • 9-10, 4-6

#	Player	Total				3-Ptr		Rebounds				A	T	Bk	Stl	Min
		FG	FGA	FT	FTA	FG	FTA	Off	Def	PF	TP					
11	Waters, Charles	7	2-12	0-1	0-0	1	6	7	4	4	4	0	1	1	0	16
24	Livingston, Anthony	6	1-10	1-3	3-6	2	11	3	2	1	1	1	2	1	1	36
01	Golden, Cameron	4	1-12	4-6	0-0	0	3	3	1	12	4	3	0	3	0	34
05	Hardwick, PJ	3	0-2	0-0	2-4	0	3	3	0	2	3	2	0	0	0	25
12	Gardner, Sean	5	1-14	1-4	2-2	1	3	4	2	13	2	2	1	0	0	29
00	Macklin, Dajon	2	2-3	0-1	3-3	0	0	0	3	7	1	1	0	0	0	21
10	Dure, Frederic	1	1-3	1-1	0-0	0	1	1	0	3	3	0	0	0	0	11
14	Downs, Kelvin	0	0-0	0-0	0-0	0	1	1	2	0	0	0	0	1	0	14
33	Boucoun, Nouhoum	3	3-7	0-0	1-1	1	3	4	1	7	0	0	0	0	0	14
Team		6														
Totals		23-57	7-16	11-16	9	31	40	15	64	14	11	4	5	200		

FG % 1st Half: 9-31 29.0% 2nd half: 14-26 53.8% Game: 23-57 40.8%  
3FG % 1st half: 3-11 27.3% 2nd half: 4-5 80.0% Game: 5-16 31.3%  
FT % 1st half: 4-7 57.1% 2nd half: 7-7 77.8% Game: 11-16 68.8%

Troy 55 • 7-11, 2-7

#	Player	Total		3-Ptr		Rebounds				PF	TP	A	T	Bk	Stl	Min
		FG	FGA	FT	FTA	Off	Def	TP								
21	Walton III, John	f	0-4	0-0	0-2	0	1	1	3	0	0	1	0	0	0	22
23	Thomas, Kevin	f	9-14	0-0	2-2	9	2	11	1	20	1	3	1	2	3	36
03	Person, Wesley	f	1-15	4-12	2-2	0	2	2	5	14	0	3	0	1	1	33
04	Ford, Kelton	g	0-6	0-4	0-0	0	4	4	1	0	0	1	1	1	1	21
10	Bilbo, Chris	g	4-10	1-4	2-2	0	2	2	11	2	0	0	0	0	0	37
01	Abdul-Aleem, Musa	g	4-14	0-5	0-1	1	4	5	1	8	2	2	0	0	0	29
05	Harrison, Christian	g	0-1	0-0	1-1	4	5	0	0	0	0	0	0	0	0	7
33	Anri, Aaron	g	0-2	0-0	2-2	3	5	8	1	2	0	0	2	1	1	15
Team			2													
Totals			21-67	5-26	8-11	17	26	43	14	55	5	10	4	5	200	

FG % 1st Half: 11-40 27.5% 2nd half: 10-27 37.0% Game: 21-67 31.3%  
3FG % 1st half: 1-13 7.7% 2nd half: 4-13 30.8% Game: 5-16 31.3%  
FT % 1st half: 7-8 87.5% 2nd half: 4-3 133.3% Game: 8-11 72.7%

Officials: Mike Millone, Mitchell Ervin, Zelton Steel  
Technical fouls: Arkansas State-None. Troy-Walton III, John.  
Attendance: 1711

Score by periods	1st	2nd	Total
Arkansas State	23	41	64
Troy	20	35	55

Last FG - ASU 2nd-00:39, TROY 2nd-00:43.  
Largest lead - ASU by 11 2nd-05:43, TROY by 11 2nd-18:09.

	Off	2nd	Fast	
Point	T/O	Chance	Break	Bench
16	16	8	6	17
14	12	12	4	10

Score tied - 7 times.  
Lead changed - 7 times.

# GAME 20

Official Basketball Box Score – Game Totals – Final Statistics  
UALR vs Arkansas State  
1/29/15 7:30 pm at Jonesboro, Ark. (Convocation Center)

UALR 75 • 8-12, 3-7 SBC

#	Player	Total		3-Ptr		Rebounds		Off	Def	PF	TP	A	T	Bk	Stl	Min
		FG	FGA	FT	FTA	FG	FGA	Off	Def	PF	TP	A	T	Bk	Stl	Min
00	Woods, Roger	7	16	2	2	1	2	3	8	11	3	13	1	1	0	31
05	Leeper, Gus	7	6	0	0	3	4	2	1	3	2	7	0	0	0	23
03	Hagins, Josh	6	13	2	3	6	7	2	2	4	2	28	2	1	0	4
11	Smith, DeVonte	6	10	0	0	0	0	0	0	4	0	0	0	0	0	14
24	Dillard, Ben	5	1	5	3	2	2	0	0	1	4	2	1	0	1	20
01	Brown, Andre	0	0	0	0	0	1	1	1	0	0	1	0	1	0	3
02	Washington, Jerron	0	1	0	0	1	2	0	1	1	0	1	0	0	0	2
10	Hilli, Maurius	0	3	0	0	2	2	0	0	2	2	0	1	0	0	9
14	Thomas, J.T.	3	3	1	1	3	0	2	2	1	8	4	1	0	1	26
21	Isom, Mareik	1	1	3	3	2	0	0	0	0	5	0	0	0	0	13
22	Reid, James	2	4	2	4	1	2	0	3	3	0	7	2	1	0	21
	Team															
	Totals	24	54	8	16	19	26	8	20	28	16	75	11	7	0	13

FG % 1st Half: 12-31 38.7% 2nd half: 12-23 52.2% Game: 24-54 44.4%  
3FG % 1st half: 4-11 36.4% 2nd half: 4-5 80.0% Game: 8-16 50.0%  
FT % 1st half: 9-13 69.2% 2nd half: 10-13 76.9% Game: 19-26 73.1%

Arkansas State 65 • 9-11, 4-7 SBC

#	Player	FG	Total	3-Ptr	Rebounds	Off	Def	PF	TP	A	T	Bk	Stl	Min
		FGA		FTA	FTF									
11	Waters, Charles	7	0-0	1-1	1	3	4	1	3	2	1	1	0	14
24	Livingston, Anthony	7	3-10	0-4	4	7	11	4	10	3	5	2	0	36
01	Golden, Cameron	6	1-11	3-6	2-2	0	2	2	1	17	0	3	0	39
05	Hardwick, PJ	6	0-3	0-0	0-0	2	0	2	0	5	0	2	0	24
12	Gardner, Sean	6	1-12	3-5	0-1	2	3	5	1	2	0	1	0	24
00	Macklin, Dajon	3	3-3	0-0	0-0	0	1	1	2	6	1	5	0	20
10	Dure, Frederic	2	1-2	1-1	0-0	0	4	4	1	3	1	2	0	13
14	Downs, Kelvin	3	3-7	0-0	1-2	2	4	6	3	7	0	2	1	22
33	Boucoun, Nouhoum	1	1-1	0-0	2-4	0	3	3	1	4	1	0	1	8
Team														
Totals		24-53	7-16	10-15	12	27	39	20	65	11	19	5	4	200

FG % 1st Half: 15-28 53.6% 2nd half: 9-25 36.0% Game: 24-53 45.3%  
3FG % 1st half: 4-10 40.0% 2nd half: 3-6 50.0% Game: 7-16 43.8%  
FT % 1st half: 4-6 66.7% 2nd half: 6-9 66.7% Game: 10-15 66.7%

Officials: Hal Lusk, Sean Casey, Raywood Boadic  
Technical fouls: UALR-None. Arkansas State-None.  
Attendance: 3104

Score by periods	1st	2nd	Total
UALR	37	38	75
Arkansas State	38	27	65

Last FG - UALR 2nd-03:03, ASU 2nd-00:44.  
Largest lead - UALR by 14 2nd-05:56, ASU by 13 1st-09:09.

	In	Off	2nd	Fast	
Points	Paint	T/O	Chance	Break	Bench
UALR	28	24	10	6	23
ASU	22	12	14	4	20

Score tied - 3 times.  
Lead changed - 1 time.

# GAME 22

Official Basketball Box Score – Game Totals – Final Statistics  
Troy vs Arkansas State  
2/5/15 7:30 pm at Jonesboro, Ark. (Convocation Center)

Troy 69 • 9-12, 4-8 SBC

#	Player	Total		3-Ptr		Reb		PF	TP	A	T	Bk	Stl	Min	
		FG	FGA	FT	FTA	Off	Def								
21	Walton III, John	f	7	0-0	0-0	4	6	1	5	6	4	12	0	29	
26	Thomas, Kevin	f	7	7-9	0-0	2-2	6	5	11	1	16	2	4	1	38
01	Abdul-Aleem, Musa	g	6-12	3-6	2-2	2	5	7	2	17	1	2	0	1	31
03	Person, Wesley	g	4	1-10	2-7	1-2	0	1	1	11	1	1	0	1	36
04	Ford, Kelton	g	3	2-6	0-1	1-2	0	2	2	3	5	3	3	0	28
10	Bilbo, Chris	g	1	1-4	0-0	1-2	1	5	6	1	8	3	4	0	32
33	Anri, Aaron	f	0	0-1	0-0	0-0	0	1	1	2	0	0	0	0	6
	Team														5
	Totals		24-49	5-14	16-21	15	25	40	14	69	10	23	1	8	200

FG % 1st Half: 17-33 51.5% 2nd half: 7-16 43.8% Game: 24-49 49.0%  
3FG % 1st half: 4-9 44.4% 2nd half: 1-5 20.0% Game: 5-14 35.7%  
FT % 1st half: 4-4 100.0 2nd half: 12-17 70.6% Game: 16-21 76.2%

Arkansas State 64 • 9-13, 4-9 SBC

#	Player	Total		3-Ptr		Rebounds				PF	TP	A	T	Bk	Stl	Min
		FG	FGA	FT	FTA	Off	Def	PF	TP							
24	Livingston, Anthony	7	6-13	0-2	1-4	3	5	8	4	13	2	2	3	1	37	
33	Boucoun, Nouhoum	6	2-3	0-0	2-3	3	1	4	2	6	0	1	1	2	17	
01	Golden, Cameron	5	1-14	3-8	0-0	0	2	2	1	13	1	4	0	2	36	
05	Hardwick, PJ	3	2-4	0-1	0-0	0	2	2	4	4	4	4	0	0	30	
12	Gardner, Sean	4	7-15	2-7	4-4	0	1	1	3	20	2	1	0	3	33	
00	Macklin, Dajon	1	0-0	0-0	0-0	0	0	0	0	0	0	0	0	0	4	
10	Dure, Frederic	1	1-2	1-2	0-0	0	0	0	4	3	4	0	0	0	10	
11	Waters, Charles	0	0-2	0-0	0-0	1	3	4	3	0	0	2	0	0	18	
13	Foster, C.J.	2	2-4	0-0	1-1	1	0	1	0	5	0	0	0	1	13	
14	Downs, Kelvin	0	0-0	0-0	0	0	0	0	0	0	0	0	0	0	2	
	Team					2	0	2								
	Totals		25-57	6-20	8-12	10	14	24	21	64	9	18	4	9	200	

FG % 1st Half: 10-24 41.7% 2nd half: 15-33 45.5% Game: 25-57 43.9%  
3FG % 1st half: 2-8 25.0% 2nd half: 4-12 33.3% Game: 6-20 30.0%  
FT % 1st half: 2-2 100.0 2nd half: 6-10 60.0% Game: 8-12 66.7%

Officials: Sam Craft, Zelton Steel, Sean Cassidy  
Technical fouls: Troy-None. Arkansas State-None.  
Attendance: 1919

Score by periods	1st	2nd	Total
Troy	42	27	69
Arkansas State	24	40	64

Last FG - TROY 2nd-01:15, ASU 2nd-00:08.  
Largest lead - TROY by 20 2nd-18:22, ASU by 1 1st-18:58.

	In	Off	2nd	Fast	
Points	Paint	T/O	Chance	Break	Bench
TROY	30	16	18	0	8
ASU	26	26	8	0	8



# ARKANSAS STATE MEN'S BASKETBALL

<u>NO.</u>	<u>NAME</u>	<u>HT.</u>	<u>WT.</u>	<u>YR.</u>	<u>POS.</u>	<u>Ex.</u>	<u>HOMETOWN/LAST SCHOOL</u>
0	Daijon Macklien	6-1	195	So.	G	JC	Los Angeles, Calif./Chattahoochee Valley CC
1	Cameron Golden	6-0	158	Jr.	G	2L	Memphis, Tenn./Ridgeway
2	Connor Kern	6-4	189	Fr.	G	HS	Pickerington, Ohio/Pickerington Central
3	Devin Carter*	6-4	209	Jr.	G	TR	Champaign, Ill./Kent State
4	Josh Pierre	6-0	184	Jr.	G	2L	Baton Rouge, La./Stillwater, Okla.
5	PJ Hardwick	5-11	167	RSo.	G	TR	Miami, Fla./North Texas
10	Frederic Dure	6-5	165	Jr.	G	JC	Montreal, Quebec/Sheridan College
11	Charles Waters	6-6	186	Jr.	F	JC	Memphis, Tenn./Southwest Tennessee CC
12	Sean Gardner	6-5	178	RJr.	G	RS	Memphis, Tenn./Motlow JC
13	C.J. Foster	6-3	180	So.	G	JC	Lilburn, Ga./Roane State
14	Kelvin Downs	6-9	230	Jr.	F	2L	Arlington, Texas/Juan Seguin
20	Josh Bowling	6-5	205	Fr.	F	HS	Benton, Ark./Benton
24	Anthony Livingston	6-8	230	So.	F	JC	Washington, D.C./San Jacinto College
33	Nouhoum Bocoum	6-10	270	Jr.	C	JC	Harlem, N.Y./Paris JC

\* – Ineligible 2014-15 season due to NCAA Transfer Rule

## Coaching Staff:

HEAD COACH: John Brady (7th Year)

ASSOCIATE HEAD COACH: Melvin Haralson (4th Year)

ASSISTANT COACHES: Carlos Wilson (1st Year), Mike Scutero (1st year)

DIRECTOR OF BASKETBALL OPERATIONS: Kyle Drake (1st Year)

## Pronunciation Guide:

Nouhoum Bocoum - NA-hoom BA-coom

Daijon Macklien - DAY-john MAC-clean





2014-15 A-State Men's Basketball  
Arkansas State Combined Team Statistics (as of Feb 20, 2015)  
All games



RECORD:	OVERALL	HOME	AWAY	NEUTRAL
ALL GAMES	9-15	3-7	6-8	0-0
CONFERENCE	4-11	1-5	3-6	0-0
NON-CONFERENCE	5-4	2-2	3-2	0-0

#	Player	gp-gs	min	avg	Total		3-Point		F-Throw		Rebounds				pf	dq	a	to	blk	stl	pts	avg
					fg-fga	fg%	3fg-fga	3fg%	ft-fa	ft%	off	def	tot	avg								
24	Livingston, Anthony	24-24	856	35.7	130-287	.453	21-66	.318	75-112	.670	59	177	236	9.8	51	0	20	65	25	12	356	14.8
01	Golden, Cameron	24-24	854	35.6	113-308	.367	55-170	.324	54-75	.720	12	58	70	2.9	45	1	65	50	5	38	335	14.0
12	Gardner, Sean	24-24	777	32.4	110-266	.414	50-138	.362	30-40	.750	31	55	86	3.6	58	3	26	35	8	26	300	12.5
33	Boucoun, Nouhoum	24-11	393	16.4	60-130	.462	1-3	.333	40-57	.702	43	70	113	4.7	45	1	3	23	11	5	161	6.7
05	Hardwick, PJ	22-20	685	31.1	38-107	.355	1-8	.125	40-51	.784	17	58	75	3.4	48	1	114	54	0	19	117	5.3
14	Downs, Kelvin	23-7	376	16.3	28-76	.368	1-3	.333	20-29	.690	15	39	54	2.3	57	2	4	28	11	3	77	3.3
11	Waters, Charles	22-6	272	12.4	27-58	.466	0-2	.000	12-17	.706	23	44	67	3.0	49	2	3	13	15	11	66	3.0
13	Foster, C.J.	17-4	233	13.7	12-37	.324	3-12	.250	17-26	.654	10	9	19	1.1	24	1	12	16	1	2	44	2.6
10	Dure, Frederic	9-0	115	12.8	5-22	.227	5-13	.385	7-12	.583	1	15	16	1.8	9	0	4	11	0	3	22	2.4
00	Macklien, Daijon	21-0	249	11.9	16-36	.444	4-12	.333	6-9	.667	3	17	20	1.0	19	0	16	22	0	5	42	2.0
25	White, Ronnie	3-0	26	8.7	1-4	.250	0-0	.000	3-4	.750	2	8	10	3.3	4	0	0	1	0	0	5	1.7
04	Pierre, Josh	6-0	14	2.3	0-1	.000	0-1	.000	0-0	.000	0	3	3	0.5	0	0	0	1	0	1	0	0.0
Team											40	37	77		1		5					
Total.....		24	4850		540-1332	.405	141-428	.329	304-432	.704	256	590	846	35.2	410	11	267	324	76	125	1525	63.5
Opponents.....		24	4850		582-1381	.421	156-482	.324	318-478	.665	287	603	890	37.1	399	8	279	288	67	157	1638	68.2

TEAM STATISTICS	ASU	OPP	Date	Opponent	Score	Att.
SCORING	1525	1638	11/17/14	UT MARTIN	L 73-75	1517
Points per game	63.5	68.2	11/25/14	LAMAR	L 58-63	1534
Scoring margin	-4.7	-	12/1/14	at Central Arkansas	w 67-49	1734
FIELD GOALS-ATT	540-1332	582-1381	12/6/14	BELHAVEN	w 95-68	1406
Field goal pct	.405	.421	12/10/14	at Purdue	L 46-87	9964
3 POINT FG-ATT	141-428	156-482	12/13/14	at TOLEDO	L 65-73	4445
3-point FG pct	.329	.324	12-17-14	at Mississippi State	w 69-55	5390
3-pt FG made per game	5.9	6.5	12/20/14	MARSHALL	w 67-58	1781
FREE THROWS-ATT	304-432	318-478	12/23/14	at Niagara	w 74-69	909
Free throw pct	.704	.665	* 12/30/14	at South Alabama	Wot 63-60	1682
F-Throws made per game	12.7	13.3	* 1/3/15	APPALACHIAN STATE	L 73-74	1628
REBOUNDS	846	890	* 01/05/15	at ULM	L 61-70	1418
Rebounds per game	35.2	37.1	* 1/8/15	GEORGIA SOUTHERN	L 61-73	1645
Rebounding margin	-1.8	-	* 1/10/15	at UTA	L 50-77	1758
ASSISTS	267	279	* 1/15/15	at Appalachian State	w 59-50	1685
Assists per game	11.1	11.6	* 1/17/15	TEXAS STATE	Wot 78-73	2219
TURNOVERS	324	288	* 1/19/15	GEORGIA STATE	L 54-60	2016
Turnovers per game	13.5	12.0	* 1/22/15	at Louisiana	L 59-96	4080
Turnover margin	-1.5	-	* 01/24/15	at Troy	w 64-55	1711
Assist/turnover ratio	0.8	1.0	* 1/29/15	UALR	L 65-75	3104
STEALS	125	157	* 1/31/15	at Georgia State	L 43-74	1564
Steals per game	5.2	6.5	* 2/5/15	TROY	L 64-69	1919
BLOCKS	76	67	* 02/12/15	at Georgia Southern	L 60-65	1768
Blocks per game	3.2	2.8	* 2/19/15	at UALR	L 57-70	3629
ATTENDANCE	18769	41737				
Home games-Avg/Game	10-1877	14-2981				
Neutral site-Avg/Game	-	0-0				

\* - Conference game

Score by Periods	1st	2nd	OT	Totals
Arkansas State	701	802	22	1525
Opponents	824	800	14	1638



2014-15 A-State Men's Basketball  
Arkansas State Combined Team Statistics (as of Feb 20, 2015)  
Conference games



RECORD:	OVERALL	HOME	AWAY	NEUTRAL
ALL GAMES	4-11	1-5	3-6	0-0
CONFERENCE	4-11	1-5	3-6	0-0
NON-CONFERENCE	0-0	0-0	0-0	0-0

#	Player	gp-gs	min	avg	Total		3-Point		F-Throw		Rebounds				pf	dq	a	to	blk	stl	pts	avg
					fg-fga	fg%	3fg-fga	3fg%	ft-fa	ft%	off	def	tot	avg								
24	Livingston, Anthony	15-15	548	36.5	77-185	.416	10-43	.233	44-62	.710	40	120	160	10.7	30	0	10	36	14	6	208	13.9
01	Golden, Cameron	15-15	532	35.5	66-189	.349	32-103	.311	33-47	.702	7	34	41	2.7	23	0	34	35	2	20	197	13.1
12	Gardner, Sean	15-15	468	31.2	60-161	.373	26-77	.338	20-24	.833	19	23	42	2.8	38	2	17	23	5	19	166	11.1
33	Boucoun, Nouhoum	15-7	222	14.8	34-75	.453	1-2	.500	25-34	.735	23	34	57	3.8	29	1	2	13	4	2	94	6.3
05	Hardwick, PJ	15-13	465	31.0	30-82	.366	1-8	.125	26-33	.788	11	39	50	3.3	33	1	72	35	0	15	87	5.8
11	Waters, Charles	15-6	223	14.9	22-47	.468	0-2	.000	9-13	.692	20	36	56	3.7	42	2	3	9	15	7	53	3.5
14	Downs, Kelvin	14-2	219	15.6	14-41	.341	1-1	1.000	10-14	.714	7	21	28	2.0	34	1	1	15	7	2	39	2.8
13	Foster, C.J.	11-2	136	12.4	7-25	.280	3-9	.333	10-16	.625	6	4	10	0.9	11	0	6	8	0	2	27	2.5
10	Dure, Frederic	9-0	115	12.8	5-22	.227	5-13	.385	7-12	.583	1	15	16	1.8	9	0	4	11	0	3	22	2.4
00	Macklien, Daijon	12-0	117	9.8	7-15	.467	1-3	.333	3-5	.600	2	10	12	1.0	12	0	6	12	0	1	18	1.5
04	Pierre, Josh	2-0	5	2.5	0-0	.000	0-0	.000	0-0	.000	0	2	2	1.0	0	0	0	1	0	0	0	0.0
Team											19	21	40					4				
Total.....		15	3050		322-842	.382	80-261	.307	187-260	.719	155	359	514	34.3	261	7	155	202	47	77	911	60.7
Opponents.....		15	3050		370-856	.432	90-270	.333	211-308	.685	177	406	583	38.9	239	4	171	183	41	104	1041	69.4

TEAM STATISTICS	ASU	OPP	Date	Opponent	Score	Att.
SCORING	911	1041	*	12/30/14 at South Alabama	Wot 63-60	1682
Points per game	60.7	69.4	*	1/3/15 APPALACHIAN STATE	L 73-74	1628
Scoring margin	-8.7	-	*	01/05/15 at ULM	L 61-70	1418
FIELD GOALS-ATT	322-842	370-856	*	1/8/15 GEORGIA SOUTHERN	L 61-73	1645
Field goal pct	.382	.432	*	1/10/15 at UTA	L 50-77	1758
3 POINT FG-ATT	80-261	90-270	*	1/15/15 at Appalachian State	W 59-50	1685
3-point FG pct	.307	.333	*	1/17/15 TEXAS STATE	Wot 78-73	2219
3-pt FG made per game	5.3	6.0	*	1/19/15 GEORGIA STATE	L 54-60	2016
FREE THROWS-ATT	187-260	211-308	*	1/22/15 at Louisiana	L 59-96	4080
Free throw pct	.719	.685	*	01/24/15 at Troy	W 64-55	1711
F-Throws made per game	12.5	14.1	*	1/29/15 UALR	L 65-75	3104
REBOUNDS	514	583	*	1/31/15 at Georgia State	L 43-74	1564
Rebounds per game	34.3	38.9	*	2/5/15 TROY	L 64-69	1919
Rebounding margin	-4.6	-	*	02/12/15 at Georgia Southern	L 60-65	1768
ASSISTS	155	171	*	2/19/15 at UALR	L 57-70	3629
Assists per game	10.3	11.4				
TURNOVERS	202	183				
Turnovers per game	13.5	12.2				
Turnover margin	-1.3	-				
Assist/turnover ratio	0.8	0.9				
STEALS	77	104				
Steals per game	5.1	6.9				
BLOCKS	47	41				
Blocks per game	3.1	2.7				
ATTENDANCE	12531	19295				
Home games-Avg/Game	6-2088	9-2144				
Neutral site-Avg/Game	-	0-0				

\* - Conference game

Score by Periods	1st	2nd	OT	Totals
Arkansas State	402	487	22	911
Opponents	523	504	14	1041



2014-15 A-State Men's Basketball  
Arkansas State Combined Team Statistics (as of Feb 06, 2015)  
Home games



RECORD:	OVERALL	HOME	AWAY	NEUTRAL
ALL GAMES	3-7	3-7	0-0	0-0
CONFERENCE	1-5	1-5	0-0	0-0
NON-CONFERENCE	2-2	2-2	0-0	0-0

#	Player	gp-gs	min	avg	Total		3-Point		F-Throw		Rebounds				pf	dq	a	to	blk	stl	pts	avg		
					fg-fga	fg%	3fg-fga	3fg%	ft-fa	ft%	off	def	tot	avg										
24	Livingston, Anthony	10-10	374	37.4	63-131	.481	9-28	.321	45-65	.692	33	81	114	11.4	24	0	11	31	14	9	180	18.0		
12	Gardner, Sean	10-10	345	34.5	55-118	.466	29-63	.460	21-28	.750	10	24	34	3.4	23	1	7	13	4	13	160	16.0		
01	Golden, Cameron	10-10	371	37.1	50-127	.394	23-66	.348	29-38	.763	4	27	31	3.1	16	0	29	22	1	15	152	15.2		
14	Downs, Kelvin	10-3	161	16.1	15-34	.441	1-3	.333	13-20	.650	6	17	23	2.3	25	0	1	14	5	1	44	4.4		
33	Boucoun, Nouhoum	10-4	112	11.2	15-36	.417	0-2	.000	12-17	.706	12	21	33	3.3	17	0	2	6	4	3	42	4.2		
05	Hardwick, PJ	8-8	275	34.4	10-33	.303	0-3	.000	11-13	.846	8	20	28	3.5	21	1	52	20	0	9	31	3.9		
11	Waters, Charles	9-3	133	14.8	11-26	.423	0-0	.000	5-6	.833	7	22	29	3.2	19	1	2	8	4	3	27	3.0		
13	Foster, C.J.	8-2	109	13.6	7-17	.412	0-4	.000	10-11	.909	4	2	6	0.8	12	1	5	7	0	1	24	3.0		
10	Dure, Frederic	4-0	34	8.5	3-7	.429	3-5	.600	0-0	.000	0	5	5	1.3	5	0	1	7	0	0	9	2.3		
25	White, Ronnie	2-0	16	8.0	1-3	.333	0-0	.000	2-2	1.000	2	5	7	3.5	1	0	0	1	0	0	4	2.0		
00	Macklien, Daijon	9-0	88	9.8	7-17	.412	1-6	.167	0-0	.000	2	5	7	0.8	6	0	5	10	0	2	15	1.7		
04	Pierre, Josh	3-0	7	2.3	0-1	.000	0-1	.000	0-0	.000	0	1	1	0.3	0	0	0	0	0	1	0	0.0		
Team											17	14	31											
Total.....		10	2025		237-550	.431	66-181	.365	148-200	.740	105	244	349	34.9	169	4	115	139	32	57	688	68.8		
Opponents.....		10	2025		237-569	.417	75-204	.368	139-204	.681	122	237	359	35.9	182	6	98	130	14	79	688	68.8		

TEAM STATISTICS	ASU	OPP	Date	Opponent	Score	Att.
SCORING	688	688	11/17/14	UT MARTIN	L 73-75	1517
Points per game	68.8	68.8	11/25/14	LAMAR	L 58-63	1534
Scoring margin	+0.0	-	12/6/14	BELHAVEN	W 95-68	1406
FIELD GOALS-ATT	237-550	237-569	12/20/14	MARSHALL	W 67-58	1781
Field goal pct	.431	.417	* 1/3/15	APPALACHIAN STATE	L 73-74	1628
3 POINT FG-ATT	66-181	75-204	* 1/8/15	GEORGIA SOUTHERN	L 61-73	1645
3-point FG pct	.365	.368	* 1/17/15	TEXAS STATE	Wot 78-73	2219
3-pt FG made per game	6.6	7.5	* 1/19/15	GEORGIA STATE	L 54-60	2016
FREE THROWS-ATT	148-200	139-204	* 1/29/15	UALR	L 65-75	3104
Free throw pct	.740	.681	* 2/5/15	TROY	L 64-69	1919
F-Throws made per game	14.8	13.9	* - Conference game			
REBOUNDS	349	359				
Rebounds per game	34.9	35.9				
Rebounding margin	-1.0	-				
ASSISTS	115	98				
Assists per game	11.5	9.8				
TURNOVERS	139	130				
Turnovers per game	13.9	13.0				
Turnover margin	-0.9	-				
Assist/turnover ratio	0.8	0.8				
STEALS	57	79				
Steals per game	5.7	7.9				
BLOCKS	32	14				
Blocks per game	3.2	1.4				
ATTENDANCE	18769	0				
Home games-Avg/Game	10-1877	0-0				
Neutral site-Avg/Game	-	0-0				

Score by Periods	1st	2nd	OT	Totals
Arkansas State	317	359	12	688
Opponents	328	353	7	688





2014-15 A-State Men's Basketball  
Arkansas State Team High/Low Analysis (as of Feb 20, 2015)  
All games



Arkansas State - TEAM GAME HIGHS

POINTS	95	BELHAVEN (12/6/14)
	78	TEXAS STATE (1/17/15)
	74	at Niagara (12/23/14)
	73	APPALACHIAN STATE (1/3/15)
	73	UT MARTIN (11/17/14)
FIELD GOALS MADE	34	BELHAVEN (12/6/14)
	27	APPALACHIAN STATE (1/3/15)
FIELD GOAL ATTEMPTS	68	BELHAVEN (12/6/14)
	64	at South Alabama (12/30/14)
FIELD GOAL PERCENTAGE	.578 (26-45)	UT MARTIN (11/17/14)
	.522 (24-46)	at Mississippi State (12-17-14)
3 PT FIELD GOALS MADE	13	BELHAVEN (12/6/14)
	9	at TOLEDO (12/13/14)
3 PT FG ATTEMPTS	27	at UTA (1/10/15)
	27	BELHAVEN (12/6/14)
3 PT FG PERCENTAGE	.545 (6-11)	UT MARTIN (11/17/14)
	.481 (13-27)	BELHAVEN (12/6/14)
FREE THROWS MADE	23	TEXAS STATE (1/17/15)
	20	MARSHALL (12/20/14)
FREE THROW ATTEMPTS	31	TEXAS STATE (1/17/15)
	29	MARSHALL (12/20/14)
FREE THROW PERCENTAGE	.933 (14-15)	BELHAVEN (12/6/14)
	.929 (13-14)	APPALACHIAN STATE (1/3/15)
REBOUNDS	49	MARSHALL (12/20/14)
	47	BELHAVEN (12/6/14)
ASSISTS	20	BELHAVEN (12/6/14)
	17	APPALACHIAN STATE (1/3/15)
STEALS	11	at Central Arkansas (12/1/14)
	9	TROY (2/5/15)
	9	GEORGIA SOUTHERN (1/8/15)
	9	BELHAVEN (12/6/14)
BLOCKED SHOTS	7	at Appalachian State (1/15/15)
	7	at Central Arkansas (12/1/14)
TURNOVERS	19	UALR (1/29/15)
	18	TROY (2/5/15)
FOULS	22	at Louisiana (1/22/15)
	22	at Purdue (12/10/14)



2014-15 A-State Men's Basketball  
Arkansas State High/Low Analysis (as of Feb 20, 2015)  
All games



Opponent - GAME HIGHS

POINTS	96	at Louisiana (1/22/15)
	87	at Purdue (12/10/14)
	77	at UTA (1/10/15)
	75	UALR (1/29/15)
	75	UT MARTIN (11/17/14)
FIELD GOALS MADE	32	at Louisiana (1/22/15)
	30	at Purdue (12/10/14)
FIELD GOAL ATTEMPTS	71	MARSHALL (12/20/14)
	67	at Troy (01/24/15)
FIELD GOAL PERCENTAGE	.552 (32-58)	at Louisiana (1/22/15)
	.547 (29-53)	at ULM (01/05/15)
3 PT FIELD GOALS MADE	14	at Louisiana (1/22/15)
	11	GEORGIA SOUTHERN (1/8/15)
	11	BELHAVEN (12/6/14)
3 PT FG ATTEMPTS	38	MARSHALL (12/20/14)
	30	BELHAVEN (12/6/14)
3 PT FG PERCENTAGE	.636 (14-22)	at Louisiana (1/22/15)
	.550 (11-20)	GEORGIA SOUTHERN (1/8/15)
FREE THROWS MADE	23	at UTA (1/10/15)
	21	at Georgia State (1/31/15)
	21	TEXAS STATE (1/17/15)
FREE THROW ATTEMPTS	30	at Georgia State (1/31/15)
	29	at UTA (1/10/15)
FREE THROW PERCENTAGE	.833 (10-12)	at UALR (2/19/15)
	.833 (10-12)	at Mississippi State (12-17-14)
REBOUNDS	45	at South Alabama (12/30/14)
	43	at Georgia State (1/31/15)
	43	at Troy (01/24/15)
	43	at Appalachian State (1/15/15)
	43	GEORGIA SOUTHERN (1/8/15)
	43	MARSHALL (12/20/14)
ASSISTS	21	at Purdue (12/10/14)
	20	at Louisiana (1/22/15)
STEALS	13	UALR (1/29/15)
	11	UT MARTIN (11/17/14)
BLOCKED SHOTS	8	at Purdue (12/10/14)
	6	at Louisiana (1/22/15)
	6	at South Alabama (12/30/14)
TURNOVERS	23	TROY (2/5/15)
	21	at Central Arkansas (12/1/14)
FOULS	25	MARSHALL (12/20/14)
	25	LAMAR (11/25/14)



2014-15 A-State Men's Basketball  
Arkansas State High/Low Analysis (as of Feb 20, 2015)  
All games



Arkansas State - GAME LOWS

POINTS	43		at Georgia State (1/31/15)
	46		at Purdue (12/10/14)
	50		at UTA (1/10/15)
	54		GEORGIA STATE (1/19/15)
	57		at UALR (2/19/15)
FIELD GOALS MADE	10		at Georgia State (1/31/15)
	14		GEORGIA STATE (1/19/15)
FIELD GOAL ATTEMPTS	45		UT MARTIN (11/17/14)
	46		LAMAR (11/25/14)
	46		at Mississippi State (12-17-14)
FIELD GOAL PERCENTAGE	.204	(10-49)	at Georgia State (1/31/15)
	.286	(14-49)	GEORGIA STATE (1/19/15)
3 PT FIELD GOALS MADE	2		at Purdue (12/10/14)
	3		at Louisiana (1/22/15)
3 PT FG ATTEMPTS	11		UT MARTIN (11/17/14)
	12		at Appalachian State (1/15/15)
3 PT FG PERCENTAGE	.143	(2-14)	at Purdue (12/10/14)
	.211	(4-19)	at ULM (01/05/15)
FREE THROWS MADE	6		at TOLEDO (12/13/14)
	8		at UTA (1/10/15)
	8		TROY (2/5/15)
	8		at Georgia Southern (02/12/15)
	8		at UALR (2/19/15)
FREE THROW ATTEMPTS	8		at TOLEDO (12/13/14)
	9		at UALR (2/19/15)
FREE THROW PERCENTAGE	.444	(8-18)	at Georgia Southern (02/12/15)
	.542	(13-24)	at Mississippi State (12-17-14)
REBOUNDS	24		GEORGIA SOUTHERN (1/8/15)
	24		TROY (2/5/15)
ASSISTS	5		at Louisiana (1/22/15)
	6		UT MARTIN (11/17/14)
	6		at Georgia State (1/31/15)
STEALS	1		at UALR (2/19/15)
	2		MARSHALL (12/20/14)
	2		at Georgia State (1/31/15)
	2		at Georgia Southern (02/12/15)
BLOCKED SHOTS	1		UT MARTIN (11/17/14)
	1		at ULM (01/05/15)
	1		TEXAS STATE (1/17/15)
	1		at Georgia Southern (02/12/15)
TURNOVERS	10		at TOLEDO (12/13/14)
	10		at Niagara (12/23/14)
	10		APPALACHIAN STATE (1/3/15)
	10		GEORGIA SOUTHERN (1/8/15)
FOULS	13		MARSHALL (12/20/14)
	13		APPALACHIAN STATE (1/3/15)





2014-15 A-State Men's Basketball  
Arkansas State High/Low Analysis (as of Feb 20, 2015)  
All games



Opponent - GAME LOWS

POINTS	49	at Central Arkansas (12/1/14)
	50	at Appalachian State (1/15/15)
	55	at Mississippi State (12-17-14)
	55	at Troy (01/24/15)
	58	MARSHALL (12/20/14)
FIELD GOALS MADE	17	at Central Arkansas (12/1/14)
	17	at Appalachian State (1/15/15)
FIELD GOAL ATTEMPTS	49	TROY (2/5/15)
	50	at Central Arkansas (12/1/14)
	50	GEORGIA SOUTHERN (1/8/15)
FIELD GOAL PERCENTAGE	.293 (17-58)	at Appalachian State (1/15/15)
	.296 (21-71)	MARSHALL (12/20/14)
3 PT FIELD GOALS MADE	1	at ULM (01/05/15)
	1	at Georgia State (1/31/15)
3 PT FG ATTEMPTS	8	at Georgia State (1/31/15)
	9	at ULM (01/05/15)
3 PT FG PERCENTAGE	.111 (1-9)	at ULM (01/05/15)
	.125 (1-8)	at Georgia State (1/31/15)
FREE THROWS MADE	5	at Georgia Southern (02/12/15)
	6	MARSHALL (12/20/14)
	6	at South Alabama (12/30/14)
FREE THROW ATTEMPTS	8	MARSHALL (12/20/14)
	11	at Troy (01/24/15)
FREE THROW PERCENTAGE	.333 (5-15)	at Georgia Southern (02/12/15)
	.389 (7-18)	at Central Arkansas (12/1/14)
REBOUNDS	24	BELHAVEN (12/6/14)
	28	UALR (1/29/15)
ASSISTS	4	at Mississippi State (12-17-14)
	4	GEORGIA STATE (1/19/15)
STEALS	2	at TOLEDO (12/13/14)
	2	at Niagara (12/23/14)
BLOCKED SHOTS	0	UT MARTIN (11/17/14)
	0	UALR (1/29/15)
TURNOVERS	5	at TOLEDO (12/13/14)
	6	at UALR (2/19/15)
FOULS	11	at TOLEDO (12/13/14)
	11	at UALR (2/19/15)



2014-15 A-State Men's Basketball  
Arkansas State Individual Game-by-Game (as of Feb 20, 2015)  
All games



#00 Macklien, Daijon

Opponent	Date	gs	min	Total		3-Pointers		Free throws		Rebounds				pf	a	t/o	blk	stl	pts	avg
				fg-fga	pct	3fg-fga	pct	ft-fa	pct	off	def	tot	avg							
UT MARTIN	11/17/14		20	0-1	.000	0-1	.000	0-0	.000	0	0	0	0.0	1	2	3	0	0	0	0.0
LAMAR	11/25/14		17	1-4	.250	0-1	.000	0-0	.000	0	1	1	0.5	2	0	0	0	0	2	1.0
at Central Arkansas	12/1/14		7	0-1	.000	0-1	.000	0-0	.000	0	0	0	0.3	2	0	1	0	0	0	0.7
BELHAVEN	12/6/14		6	2-4	.500	1-3	.333	0-0	.000	1	0	1	0.5	0	1	0	0	1	5	1.8
at Purdue	12/10/14		17	2-3	.667	0-0	.000	0-0	.000	0	0	0	0.4	0	2	1	0	0	4	2.2
at TOLEDO	12/13/14		21	2-2	1.000	2-2	1.000	1-2	.500	0	0	0	0.3	0	2	1	0	1	7	3.0
at Mississippi State	12-17-14		18	0-1	.000	0-0	.000	0-0	.000	0	4	4	0.9	0	1	1	0	0	0	2.6
MARSHALL	12/20/14		11	1-4	.250	0-1	.000	0-0	.000	0	1	1	0.9	1	1	2	0	1	2	2.5
at Niagara	12/23/14		15	1-1	1.000	0-0	.000	2-2	1.000	0	1	1	0.9	1	1	1	0	1	4	2.7
at South Alabama	12/30/14		7	0-2	.000	0-0	.000	0-0	.000	1	1	2	1.0	0	0	1	0	0	0	2.4
APPALACHIAN STATE	1/3/15		4	0-0	.000	0-0	.000	0-0	.000	1	1	2	1.1	0	0	0	0	0	0	2.2
at ULM	01/05/15		5	0-0	.000	0-0	.000	0-0	.000	0	1	1	1.1	0	0	0	0	0	0	2.0
GEORGIA SOUTHERN	1/8/15		4	0-1	.000	0-0	.000	0-0	.000	0	1	1	1.1	0	0	0	0	0	0	1.8
at UTA	1/10/15		18	1-4	.250	1-1	1.000	0-0	.000	0	1	1	1.1	3	0	2	0	1	3	1.9
TEXAS STATE	1/17/15		2	0-0	.000	0-0	.000	0-0	.000	0	0	0	1.0	0	0	0	0	0	0	1.8
at Louisiana	1/22/15		24	1-1	1.000	0-0	.000	0-2	.000	0	4	4	1.2	2	3	3	0	0	2	1.8
at Troy	01/24/15		21	2-3	.667	0-1	.000	3-3	1.000	0	0	0	1.1	3	1	1	0	0	7	2.1
UALR	1/29/15		20	3-3	1.000	0-0	.000	0-0	.000	0	1	1	1.1	2	1	5	0	0	6	2.3
at Georgia State	1/31/15		3	0-1	.000	0-1	.000	0-0	.000	0	0	0	1.1	2	0	0	0	0	0	2.2
TROY	2/5/15		4	0-0	.000	0-0	.000	0-0	.000	0	0	0	1.0	0	0	0	0	0	0	2.1
at UALR	2/19/15		5	0-0	.000	0-0	.000	0-0	.000	0	0	0	1.0	0	1	0	0	0	0	2.0
Totals		0	249	16-36	.444	4-12	.333	6-9	.667	3	17	20	1.0	19	16	22	0	5	42	2.0

Games played: 21  
Minutes/game: 11.9  
Points/game: 2.0  
FG Pct: 44.4  
3FG Pct: 33.3  
FT Pct: 66.7

Rebounds/game: 1.0  
Assists/game: 0.8  
Turnovers/game: 1.0  
Assist/turnover ratio: 0.7  
Steals/game: 0.2



2014-15 A-State Men's Basketball  
Arkansas State Individual Game-by-Game (as of Feb 20, 2015)  
All games



#01 Golden, Cameron

Opponent	Date	gs	min	Total		3-Pointers		Free throws		Rebounds				pf	a	t/o	blk	stl	pts	avg	
				fg-fga	pct	3fg-fga	pct	ft-fa	pct	off	def	tot	avg								
UT MARTIN	11/17/14	*	37	5-9	.556	3-3	1.000	4-6	.667	0	4	4	4.0	2	3	2	0	2	17	17.0	
LAMAR	11/25/14	*	40	4-13	.308	2-6	.333	3-6	.500	1	2	3	3.5	2	4	4	0	1	13	15.0	
at Central Arkansas	12/1/14	*	33	5-15	.333	4-10	.400	0-0	.000	0	0	0	2.3	2	4	1	0	5	14	14.7	
BELHAVEN	12/6/14	*	34	5-15	.333	3-10	.300	5-5	1.000	1	0	1	2.0	1	7	0	0	2	18	15.5	
at Purdue	12/10/14	*	35	3-13	.231	1-8	.125	2-2	1.000	0	2	2	2.0	3	2	2	1	4	9	14.2	
at TOLEDO	12/13/14	*	33	6-15	.400	4-10	.400	2-2	1.000	0	6	6	2.7	4	4	1	0	0	18	14.8	
at Mississippi State	12-17-14	*	36	6-13	.462	3-7	.429	0-1	.000	0	2	2	2.6	5	4	2	0	1	15	14.9	
MARSHALL	12/20/14	*	35	5-12	.417	1-6	.167	3-4	.750	2	4	6	3.0	0	1	1	0	1	14	14.8	
at Niagara	12/23/14	*	39	8-14	.571	2-7	.286	2-2	1.000	1	4	5	3.2	3	2	2	2	2	20	15.3	
at South Alabama	12/30/14	*	42	4-13	.308	3-9	.333	3-6	.500	2	4	6	3.5	1	1	3	0	1	14	15.2	
APPALACHIAN STATE	1/3/15	*	36	5-12	.417	1-4	.250	0-0	.000	0	3	3	3.5	3	2	0	0	1	11	14.8	
at ULM	01/05/15	*	38	8-18	.444	4-11	.364	5-6	.833	1	1	2	3.3	2	2	1	0	2	25	15.7	
GEORGIA SOUTHERN	1/8/15	*	38	6-13	.462	4-9	.444	1-2	.500	0	3	3	3.3	2	6	1	1	2	17	15.8	
at UTA	1/10/15	*	31	3-19	.158	0-12	.000	0-1	.000	1	5	6	3.5	0	4	2	1	2	6	15.1	
at Appalachian State	1/15/15	*	34	7-14	.500	3-6	.500	3-5	.600	0	2	2	3.4	1	1	3	0	2	20	15.4	
TEXAS STATE	1/17/15	*	41	6-16	.375	1-6	.167	9-10	.900	0	5	5	3.5	2	5	5	0	0	22	15.8	
GEORGIA STATE	1/19/15	*	35	3-12	.250	2-8	.250	2-3	.667	0	2	2	3.4	2	0	2	0	2	10	15.5	
at Louisiana	1/22/15	*	31	3-8	.375	0-2	.000	2-2	1.000	1	0	1	3.3	1	1	3	0	0	8	15.1	
at Troy	01/24/15	*	34	4-12	.333	4-6	.667	0-0	.000	0	3	3	3.3	1	4	3	0	3	12	14.9	
UALR	1/29/15	*	39	6-11	.545	3-6	.500	2-2	1.000	0	2	2	3.2	1	0	3	0	2	17	15.0	
at Georgia State	1/31/15	*	35	2-8	.250	2-5	.400	3-7	.429	0	0	0	3.0	3	2	2	0	1	9	14.7	
TROY	2/5/15	*	36	5-14	.357	3-8	.375	0-0	.000	0	2	2	3.0	1	1	4	0	2	13	14.6	
at Georgia Southern	02/12/15	*	28	2-11	.182	1-7	.143	0-0	.000	2	1	3	3.0	1	1	2	0	0	5	14.2	
at UALR	2/19/15	*	34	2-8	.250	1-4	.250	3-3	1.000	0	1	1	2.9	2	4	1	0	0	8	14.0	
Totals			24	854	113-308	.367	55-170	.324	54-75	.720	12	58	70	2.9	45	65	50	5	38	335	14.0

Games played: 24  
Minutes/game: 35.6  
Points/game: 14.0  
FG Pct: 36.7  
3FG Pct: 32.4  
FT Pct: 72.0

Rebounds/game: 2.9  
Assists/game: 2.7  
Turnovers/game: 2.1  
Assist/turnover ratio: 1.3  
Steals/game: 1.6  
Blocks/game: 0.2



2014-15 A-State Men's Basketball  
Arkansas State Individual Game-by-Game (as of Feb 20, 2015)  
All games



#04 Pierre, Josh

Opponent	Date	gs	min	Total		3-Pointers		Free throws		Rebounds				pf	a	t/o	blk	stl	pts	avg
				fg-fga	pct	3fg-fga	pct	ft-fa	pct	off	def	tot	avg							
UT MARTIN	11/17/14		3	0-0	.000	0-0	.000	0-0	.000	0	1	1	1.0	0	0	0	0	0	0	0.0
LAMAR	11/25/14		2	0-1	.000	0-1	.000	0-0	.000	0	0	0	0.5	0	0	0	0	0	0	0.0
BELHAVEN	12/6/14		2	0-0	.000	0-0	.000	0-0	.000	0	0	0	0.3	0	0	0	0	1	0	0.0
at Purdue	12/10/14		2	0-0	.000	0-0	.000	0-0	.000	0	0	0	0.3	0	0	0	0	0	0	0.0
at UTA	1/10/15		2	0-0	.000	0-0	.000	0-0	.000	0	0	0	0.2	0	0	0	0	0	0	0.0
at Georgia State	1/31/15		3	0-0	.000	0-0	.000	0-0	.000	0	2	2	0.5	0	0	1	0	0	0	0.0
Totals		0	14	0-1	.000	0-1	.000	0-0	.000	0	3	3	0.5	0	0	1	0	1	0	0.0

Games played: 6  
Minutes/game: 2.3  
FG Pct: 0.0  
3FG Pct: 0.0

Rebounds/game: 0.5  
Turnovers/game: 0.2  
Steals/game: 0.2

#05 Hardwick, PJ

Opponent	Date	gs	min	Total		3-Pointers		Free throws		Rebounds				pf	a	t/o	blk	stl	pts	avg
				fg-fga	pct	3fg-fga	pct	ft-fa	pct	off	def	tot	avg							
at Central Arkansas	12/1/14	*	35	1-2	.500	0-0	.000	4-6	.667	1	4	5	5.0	4	3	5	0	2	6	6.0
BELHAVEN	12/6/14	*	37	2-6	.333	0-0	.000	1-1	1.000	4	2	6	5.5	1	9	3	0	1	5	5.5
at Purdue	12/10/14	*	26	2-7	.286	0-0	.000	4-4	1.000	0	1	1	4.0	0	3	5	0	1	8	6.3
at TOLEDO	12/13/14	*	26	0-3	.000	0-0	.000	0-0	.000	0	1	1	3.3	4	5	0	0	0	0	4.8
at Mississippi State	12-17-14	*	29	1-2	.500	0-0	.000	5-7	.714	0	6	6	3.8	1	7	3	0	0	7	5.2
MARSHALL	12/20/14	*	36	0-2	.000	0-0	.000	0-0	.000	0	4	4	3.8	3	4	3	0	0	0	4.3
at Niagara	12/23/14	*	31	2-3	.667	0-0	.000	0-0	.000	1	1	2	3.6	2	11	0	0	0	4	4.3
at South Alabama	12/30/14	*	45	3-9	.333	0-0	.000	2-2	1.000	1	3	4	3.6	1	6	0	0	4	8	4.8
APPALACHIAN STATE	1/3/15	*	38	2-8	.250	0-1	.000	6-6	1.000	1	4	5	3.8	1	15	1	0	1	10	5.3
at ULM	01/05/15	*	40	7-13	.538	0-1	.000	1-3	.333	1	5	6	4.0	3	6	3	0	1	15	6.3
GEORGIA SOUTHERN	1/8/15	*	33	4-7	.571	0-0	.000	4-6	.667	0	3	3	3.9	4	4	3	0	3	12	6.8
at UTA	1/10/15	*	29	3-9	.333	0-1	.000	0-0	.000	1	3	4	3.9	3	2	2	0	1	6	6.8
at Appalachian State	1/15/15	*	37	2-5	.400	0-0	.000	7-8	.875	2	6	8	4.2	3	9	4	0	1	11	7.1
TEXAS STATE	1/17/15	*	39	0-1	.000	0-0	.000	0-0	.000	1	2	3	4.1	2	7	3	0	3	0	6.6
GEORGIA STATE	1/19/15	*	38	0-2	.000	0-1	.000	0-0	.000	0	3	3	4.1	1	7	2	0	1	0	6.1
at Louisiana	1/22/15	*	27	7-17	.412	1-3	.333	2-2	1.000	1	1	2	3.9	3	1	4	0	0	17	6.8
at Troy	01/24/15	*	25	0-2	.000	0-0	.000	2-4	.500	0	3	3	3.9	0	3	2	0	0	2	6.5
UALR	1/29/15	*	24	0-3	.000	0-0	.000	0-0	.000	2	0	2	3.8	5	2	1	0	0	0	6.2
at Georgia State	1/31/15	*	21	0-1	.000	0-0	.000	2-2	1.000	0	2	2	3.7	1	2	1	0	0	2	5.9
TROY	2/5/15	*	30	2-4	.500	0-1	.000	0-0	.000	0	2	2	3.6	4	4	4	0	0	4	5.9
at Georgia Southern	02/12/15		22	0-1	.000	0-0	.000	0-0	.000	1	2	3	3.6	0	4	2	0	0	0	5.6
at UALR	2/19/15		17	0-0	.000	0-0	.000	0-0	.000	0	0	0	3.4	2	0	3	0	0	0	5.3
Totals		20	685	38-107	.355	1-8	.125	40-51	.784	17	58	75	3.4	48	114	54	0	19	117	5.3

Games played: 22  
Minutes/game: 31.1  
Points/game: 5.3  
FG Pct: 35.5  
3FG Pct: 12.5  
FT Pct: 78.4

Rebounds/game: 3.4  
Assists/game: 5.2  
Turnovers/game: 2.5  
Assist/turnover ratio: 2.1  
Steals/game: 0.9





2014-15 A-State Men's Basketball  
Arkansas State Individual Game-by-Game (as of Feb 20, 2015)  
All games



#10 Dure, Frederic

Opponent	Date	gs	min	Total		3-Pointers		Free throws		Rebounds				pf	a	t/o	blk	stl	pts	avg
				fg-fga	pct	3fg-fga	pct	ft-fa	pct	off	def	tot	avg							
TEXAS STATE	1/17/15		7	1-1	1.000	1-1	1.000	0-0	.000	0	0	0	0.0	0	0	0	0	0	3	3.0
GEORGIA STATE	1/19/15		4	0-2	.000	0-1	.000	0-0	.000	0	1	1	0.5	0	0	1	0	0	0	1.5
at Louisiana	1/22/15		14	0-2	.000	0-1	.000	5-7	.714	0	1	1	0.7	1	0	1	0	2	5	2.7
at Troy	01/24/15		11	1-3	.333	1-1	1.000	0-0	.000	0	1	1	0.8	0	3	0	0	1	3	2.8
UALR	1/29/15		13	1-2	.500	1-1	1.000	0-0	.000	0	4	4	1.4	1	1	2	0	0	3	2.8
at Georgia State	1/31/15		23	1-4	.250	1-2	.500	2-2	1.000	0	5	5	2.0	2	0	3	0	0	5	3.2
TROY	2/5/15		10	1-2	.500	1-2	.500	0-0	.000	0	0	0	1.7	4	0	4	0	0	3	3.1
at Georgia Southern	02/12/15		18	0-3	.000	0-2	.000	0-3	.000	0	3	3	1.9	1	0	0	0	0	0	2.8
at UALR	2/19/15		15	0-3	.000	0-2	.000	0-0	.000	1	0	1	1.8	0	0	0	0	0	0	2.4
Totals		0	115	5-22	.227	5-13	.385	7-12	.583	1	15	16	1.8	9	4	11	0	3	22	2.4

Games played: 9  
Minutes/game: 12.8  
Points/game: 2.4  
FG Pct: 22.7  
3FG Pct: 38.5  
FT Pct: 58.3

Rebounds/game: 1.8  
Assists/game: 0.4  
Turnovers/game: 1.2  
Assist/turnover ratio: 0.4  
Steals/game: 0.3

#11 Waters, Charles

Opponent	Date	gs	min	Total		3-Pointers		Free throws		Rebounds				pf	a	t/o	blk	stl	pts	avg
				fg-fga	pct	3fg-fga	pct	ft-fa	pct	off	def	tot	avg							
LAMAR	11/25/14		11	0-1	.000	0-0	.000	0-0	.000	0	1	1	1.0	1	0	1	0	0	0	0.0
at Central Arkansas	12/1/14		13	1-2	.500	0-0	.000	1-2	.500	1	3	4	2.5	2	0	0	0	2	3	1.5
BELHAVEN	12/6/14		15	3-5	.600	0-0	.000	0-0	.000	1	2	3	2.7	1	0	1	0	1	6	3.0
at Purdue	12/10/14		3	0-0	.000	0-0	.000	0-0	.000	0	0	0	2.0	0	0	0	0	0	0	2.3
at TOLEDO	12/13/14		1	0-1	.000	0-0	.000	0-0	.000	1	1	2	2.0	2	0	0	0	0	0	1.8
MARSHALL	12/20/14		3	1-1	1.000	0-0	.000	0-0	.000	0	1	1	1.8	0	0	0	0	0	2	1.8
at Niagara	12/23/14		3	0-1	.000	0-0	.000	2-2	1.000	0	0	0	1.6	1	0	2	0	1	2	1.9
at South Alabama	12/30/14		14	1-2	.500	0-0	.000	0-0	.000	1	2	3	1.8	2	0	0	2	1	2	1.9
APPALACHIAN STATE	1/3/15		5	1-1	1.000	0-0	.000	0-0	.000	0	0	0	1.6	0	0	1	0	0	2	1.9
at ULM	01/05/15		12	2-2	1.000	0-0	.000	0-0	.000	3	1	4	1.8	2	0	0	1	0	4	2.1
GEORGIA SOUTHERN	1/8/15		21	4-7	.571	0-0	.000	0-1	.000	1	5	6	2.2	5	0	1	1	1	8	2.6
at UTA	1/10/15		12	1-2	.500	0-1	.000	0-0	.000	2	1	3	2.3	3	1	1	2	1	2	2.6
at Appalachian State	1/15/15	*	19	2-7	.286	0-0	.000	0-1	.000	3	3	6	2.5	4	0	0	1	2	4	2.7
TEXAS STATE	1/17/15	*	24	0-1	.000	0-0	.000	4-4	1.000	1	6	7	2.9	4	0	0	0	1	4	2.8
GEORGIA STATE	1/19/15	*	22	1-4	.250	0-0	.000	0-0	.000	2	1	3	2.9	4	0	1	2	0	2	2.7
at Louisiana	1/22/15	*	13	3-4	.750	0-0	.000	0-2	.000	2	1	3	2.9	5	0	0	0	1	6	2.9
at Troy	01/24/15	*	16	2-4	.500	0-1	.000	0-0	.000	1	6	7	3.1	4	0	1	1	0	4	3.0
UALR	1/29/15	*	14	1-4	.250	0-0	.000	1-1	1.000	1	3	4	3.2	1	2	1	1	0	3	3.0
at Georgia State	1/31/15		18	1-3	.333	0-0	.000	2-2	1.000	1	1	2	3.1	2	0	1	1	0	4	3.1
TROY	2/5/15		18	0-2	.000	0-0	.000	0-0	.000	1	3	4	3.2	3	0	2	0	0	0	2.9
at Georgia Southern	02/12/15		6	1-2	.500	0-0	.000	0-0	.000	1	3	4	3.2	1	0	0	1	0	2	2.9
at UALR	2/19/15		9	2-2	1.000	0-0	.000	2-2	1.000	0	0	0	3.0	2	0	0	2	0	6	3.0
Totals		6	272	27-58	.466	0-2	.000	12-17	.706	23	44	67	3.0	49	3	13	15	11	66	3.0

Games played: 22  
Minutes/game: 12.4  
Points/game: 3.0  
FG Pct: 46.6  
3FG Pct: 0.0  
FT Pct: 70.6

Rebounds/game: 3.0  
Assists/game: 0.1  
Turnovers/game: 0.6  
Assist/turnover ratio: 0.2  
Steals/game: 0.5  
Blocks/game: 0.7



2014-15 A-State Men's Basketball  
Arkansas State Individual Game-by-Game (as of Feb 20, 2015)  
All games



#12 Gardner, Sean

Opponent	Date	gs	min	Total		3-Pointers		Free throws		Rebounds				pf	a	t/o	blk	stl	pts	avg	
				fg-fga	pct	3fg-fga	pct	ft-fga	pct	off	def	tot	avg								
UT MARTIN	11/17/14	*	38	6-9	.667	1-3	.333	2-4	.500	1	3	4	4.0	2	0	4	0	2	15	15.0	
LAMAR	11/25/14	*	30	4-10	.400	2-6	.333	1-2	.500	0	2	2	3.0	2	1	1	0	0	11	13.0	
at Central Arkansas	12/1/14	*	32	2-10	.200	0-5	.000	0-0	.000	5	3	8	4.7	1	1	2	0	1	4	10.0	
BELHAVEN	12/6/14	*	35	10-13	.769	8-9	.889	0-0	.000	1	7	8	5.5	2	1	1	2	1	28	14.5	
at Purdue	12/10/14	*	23	1-6	.167	0-3	.000	0-0	.000	2	0	2	4.8	5	1	1	0	0	2	12.0	
at TOLEDO	12/13/14	*	40	5-13	.385	2-8	.250	0-0	.000	1	7	8	5.3	1	3	0	1	3	12	12.0	
at Mississippi State	12-17-14	*	36	8-14	.571	5-10	.500	1-2	.500	0	5	5	5.3	1	0	2	0	0	22	13.4	
MARSHALL	12/20/14	*	39	5-16	.313	3-9	.333	4-4	1.000	1	3	4	5.1	3	1	1	0	0	17	13.9	
at Niagara	12/23/14	*	36	9-14	.643	3-8	.375	2-4	.500	1	2	3	4.9	3	1	0	0	0	23	14.9	
at South Alabama	12/30/14	*	41	4-13	.308	1-5	.200	0-0	.000	1	2	3	4.7	0	1	3	1	1	9	14.3	
APPALACHIAN STATE	1/3/15	*	38	6-13	.462	3-6	.500	2-2	1.000	2	1	3	4.5	3	0	2	0	0	17	14.5	
at ULM	01/05/15	*	37	1-8	.125	0-4	.000	2-2	1.000	2	3	5	4.6	2	2	1	0	2	4	13.7	
GEORGIA SOUTHERN	1/8/15	*	36	2-8	.250	2-6	.333	3-3	1.000	0	2	2	4.4	0	0	1	0	2	9	13.3	
at UTA	1/10/15	*	27	6-14	.429	4-10	.400	0-0	.000	3	2	5	4.4	4	1	4	1	0	16	13.5	
at Appalachian State	1/15/15	*	36	4-10	.400	1-3	.333	0-0	.000	2	3	5	4.5	3	1	0	0	3	9	13.2	
TEXAS STATE	1/17/15	*	37	3-11	.273	1-6	.167	2-4	.500	1	1	2	4.3	1	1	2	0	3	9	12.9	
GEORGIA STATE	1/19/15	*	35	6-11	.545	4-6	.667	3-4	.750	2	1	3	4.2	5	0	0	2	0	19	13.3	
at Louisiana	1/22/15	*	18	2-7	.286	1-4	.250	0-0	.000	0	0	0	4.0	3	0	2	0	0	5	12.8	
at Troy	01/24/15	*	29	5-14	.357	1-4	.250	2-2	1.000	1	3	4	4.0	2	2	2	1	0	13	12.8	
UALR	1/29/15	*	24	6-12	.500	3-5	.600	0-1	.000	2	3	5	4.1	2	1	0	0	2	15	13.0	
at Georgia State	1/31/15	*	28	4-11	.364	1-6	.167	0-0	.000	2	1	3	4.0	3	2	2	0	1	9	12.8	
TROY	2/5/15	*	33	7-15	.467	2-7	.286	4-4	1.000	0	1	1	3.9	3	2	1	0	3	20	13.1	
at Georgia Southern	02/12/15	*	24	4-9	.444	2-3	.667	0-0	.000	1	0	1	3.7	5	2	1	0	1	10	13.0	
at UALR	2/19/15	*	25	0-5	.000	0-2	.000	2-2	1.000	0	0	0	3.6	2	2	2	0	1	2	12.5	
Totals			24	777	110-266	.414	50-138	.362	30-40	.750	31	55	86	3.6	58	26	35	8	26	300	12.5

Games played: 24  
Minutes/game: 32.4  
Points/game: 12.5  
FG Pct: 41.4  
3FG Pct: 36.2  
FT Pct: 75.0

Rebounds/game: 3.6  
Assists/game: 1.1  
Turnovers/game: 1.5  
Assist/turnover ratio: 0.7  
Steals/game: 1.1  
Blocks/game: 0.3



2014-15 A-State Men's Basketball  
Arkansas State Individual Game-by-Game (as of Feb 20, 2015)  
All games



#13 Foster, C.J.

Opponent	Date	gs	min	Total		3-Pointers		Free throws		Rebounds				pf	a	t/o	blk	stl	pts	avg	
				fg-fga	pct	3fg-fga	pct	ft-fa	pct	off	def	tot	avg								
UT MARTIN	11/17/14	*	23	3-5	.600	0-1	.000	1-1	1.000	1	0	1	1.0	5	1	3	0	0	7	7.0	
LAMAR	11/25/14	*	31	0-1	.000	0-0	.000	3-4	.750	0	2	2	1.5	3	1	1	0	0	3	5.0	
at Central Arkansas	12/1/14		13	1-2	.500	0-1	.000	2-4	.500	1	1	2	1.7	2	1	0	1	0	4	4.7	
BELHAVEN	12/6/14		12	1-2	.500	0-0	.000	1-1	1.000	1	0	1	1.5	1	1	2	0	0	3	4.3	
at Purdue	12/10/14		17	0-2	.000	0-1	.000	0-0	.000	1	2	3	1.8	2	2	2	0	0	0	3.4	
at Mississippi State	12-17-14		1	0-0	.000	0-0	.000	0-0	.000	0	0	0	1.5	0	0	0	0	0	0	2.8	
APPALACHIAN STATE	1/3/15		4	0-0	.000	0-0	.000	2-2	1.000	1	0	1	1.4	0	0	0	0	0	2	2.7	
GEORGIA SOUTHERN	1/8/15		9	0-2	.000	0-2	.000	2-2	1.000	0	0	0	1.3	0	0	0	0	0	2	2.6	
at UTA	1/10/15		12	1-1	1.000	1-1	1.000	0-0	.000	0	1	1	1.2	1	1	2	0	0	3	2.7	
at Appalachian State	1/15/15		14	0-2	.000	0-0	.000	0-0	.000	1	2	3	1.4	1	0	3	0	0	0	2.4	
TEXAS STATE	1/17/15		9	0-0	.000	0-0	.000	0-0	.000	0	0	0	1.3	1	1	0	0	0	0	2.2	
GEORGIA STATE	1/19/15		8	1-3	.333	0-1	.000	0-0	.000	0	0	0	1.2	2	1	1	0	0	2	2.2	
at Louisiana	1/22/15		5	0-2	.000	0-0	.000	0-0	.000	1	0	1	1.2	1	0	0	0	0	0	2.0	
at Georgia State	1/31/15		11	0-2	.000	0-2	.000	1-2	.500	0	0	0	1.1	2	0	0	0	0	1	1.9	
TROY	2/5/15		13	2-4	.500	0-0	.000	1-1	1.000	1	0	1	1.1	0	0	0	0	1	5	2.1	
at Georgia Southern	02/12/15	*	28	2-5	.400	1-2	.500	4-9	.444	2	1	3	1.2	3	1	1	0	1	9	2.6	
at UALR	2/19/15	*	23	1-4	.250	1-1	1.000	0-0	.000	0	0	0	1.1	0	2	1	0	0	3	2.6	
Totals			4	233	12-37	.324	3-12	.250	17-26	.654	10	9	19	1.1	24	12	16	1	2	44	2.6

Games played: 17  
Minutes/game: 13.7  
Points/game: 2.6  
FG Pct: 32.4  
3FG Pct: 25.0  
FT Pct: 65.4

Rebounds/game: 1.1  
Assists/game: 0.7  
Turnovers/game: 0.9  
Assist/turnover ratio: 0.8  
Steals/game: 0.1  
Blocks/game: 0.1

#14 Downs, Kelvin

Opponent	Date	gs	min	Total		3-Pointers		Free throws		Rebounds				pf	a	t/o	blk	stl	pts	avg
				fg-fga	pct	3fg-fga	pct	ft-fa	pct	off	def	tot	avg							
UT MARTIN	11/17/14	*	23	3-4	.750	0-0	.000	2-2	1.000	0	1	1	1.0	4	0	1	0	0	8	8.0
LAMAR	11/25/14	*	18	2-5	.400	0-0	.000	3-5	.600	1	2	3	2.0	1	0	3	0	0	7	7.5
at Central Arkansas	12/1/14	*	14	2-4	.500	0-0	.000	0-1	.000	1	2	3	2.3	1	0	0	1	1	4	6.3
BELHAVEN	12/6/14	*	19	2-7	.286	0-2	.000	1-1	1.000	0	5	5	3.0	3	1	2	1	0	5	6.0
at Purdue	12/10/14	*	10	0-3	.000	0-0	.000	0-0	.000	1	1	2	2.8	5	1	0	0	0	0	4.8
at TOLEDO	12/13/14		24	2-4	.500	0-0	.000	0-0	.000	0	3	3	2.8	1	1	1	1	0	4	4.7
at Mississippi State	12-17-14		15	2-3	.667	0-0	.000	0-0	.000	2	2	4	3.0	3	0	2	0	0	4	4.6
MARSHALL	12/20/14		16	1-2	.500	0-0	.000	4-6	.667	2	2	4	3.1	2	0	2	1	0	6	4.8
at Niagara	12/23/14		18	0-3	.000	0-0	.000	0-0	.000	1	0	1	2.9	3	0	2	0	0	0	4.2
at South Alabama	12/30/14		11	0-1	.000	0-0	.000	0-0	.000	0	1	1	2.7	5	0	2	0	0	0	3.8
APPALACHIAN STATE	1/3/15		25	3-6	.500	1-1	1.000	1-2	.500	1	2	3	2.7	4	0	2	1	1	8	4.2
at ULM	01/05/15		20	1-3	.333	0-0	.000	1-2	.500	0	3	3	2.8	1	0	2	0	0	3	4.1
GEORGIA SOUTHERN	1/8/15		18	0-0	.000	0-0	.000	0-0	.000	0	0	0	2.5	1	0	1	0	0	0	3.8
at UTA	1/10/15	*	22	0-2	.000	0-0	.000	4-4	1.000	1	1	2	2.5	1	0	0	0	0	4	3.8
at Appalachian State	1/15/15		13	0-1	.000	0-0	.000	0-0	.000	0	1	1	2.4	3	0	1	1	0	0	3.5
TEXAS STATE	1/17/15		5	1-2	.500	0-0	.000	0-0	.000	0	1	1	2.3	4	0	1	0	0	2	3.4
GEORGIA STATE	1/19/15		13	0-1	.000	0-0	.000	1-2	.500	0	0	0	2.2	3	0	0	1	0	1	3.3
at Louisiana	1/22/15		27	3-8	.375	0-0	.000	0-0	.000	1	5	6	2.4	1	0	0	1	1	6	3.4
at Troy	01/24/15		14	0-2	.000	0-0	.000	0-0	.000	0	1	1	2.3	2	0	0	1	0	0	3.3
UALR	1/29/15		22	3-7	.429	0-0	.000	1-2	.500	2	4	6	2.5	3	0	2	1	0	7	3.5
at Georgia State	1/31/15	*	12	0-5	.000	0-0	.000	2-2	1.000	1	1	2	2.5	2	0	2	1	0	2	3.4
TROY	2/5/15		2	0-0	.000	0-0	.000	0-0	.000	0	0	0	2.4	0	0	0	0	0	0	3.2
at UALR	2/19/15		15	3-3	1.000	0-0	.000	0-0	.000	1	1	2	2.3	4	1	2	0	0	6	3.3
Totals		7	376	28-76	.368	1-3	.333	20-29	.690	15	39	54	2.3	57	4	28	11	3	77	3.3

Games played: 23  
Minutes/game: 16.3  
Points/game: 3.3  
FG Pct: 36.8  
3FG Pct: 33.3  
FT Pct: 69.0

Rebounds/game: 2.3  
Assists/game: 0.2  
Turnovers/game: 1.2  
Assist/turnover ratio: 0.1  
Steals/game: 0.1  
Blocks/game: 0.5



2014-15 A-State Men's Basketball  
Arkansas State Individual Game-by-Game (as of Feb 20, 2015)  
All games



#24 Livingston, Anthony

Opponent	Date	gs	min	Total		3-Pointers		Free throws		Rebounds				pf	a	t/o	blk	stl	pts	avg	
				fg-fga	pct	3fg-fga	pct	ft-fga	pct	off	def	tot	avg								
UT MARTIN	11/17/14	*	38	9-15	.600	2-3	.667	6-7	.857	2	7	9	9.0	2	0	2	1	2	26	26.0	
LAMAR	11/25/14	*	39	6-8	.750	1-3	.333	3-6	.500	4	5	9	9.0	2	2	4	2	1	16	21.0	
at Central Arkansas	12/1/14	*	35	8-13	.615	2-2	1.000	2-3	.667	1	2	3	7.0	0	1	4	2	0	20	20.7	
BELHAVEN	12/6/14	*	32	7-11	.636	1-2	.500	4-5	.800	0	10	10	7.8	4	0	3	1	2	19	20.3	
at Purdue	12/10/14	*	33	5-13	.385	1-2	.500	1-2	.500	2	2	4	7.0	3	0	4	0	0	12	18.6	
at TOLEDO	12/13/14	*	25	4-9	.444	1-3	.333	2-2	1.000	1	3	4	6.5	4	1	5	1	0	11	17.3	
at Mississippi State	12-17-14	*	34	3-5	.600	0-2	.000	2-6	.333	1	6	7	6.6	3	1	3	1	1	8	16.0	
MARSHALL	12/20/14	*	37	6-16	.375	1-4	.250	7-13	.538	5	15	20	8.3	1	4	3	3	0	20	16.5	
at Niagara	12/23/14	*	35	5-12	.417	2-2	1.000	4-6	.667	3	7	10	8.4	2	1	1	0	0	16	16.4	
at South Alabama	12/30/14	*	43	6-16	.375	1-5	.200	3-4	.750	2	11	13	8.9	0	1	2	0	0	16	16.4	
APPALACHIAN STATE	1/3/15	*	37	9-17	.529	1-1	1.000	2-2	1.000	5	8	13	9.3	1	0	2	1	2	21	16.8	
at ULM	01/05/15	*	38	4-11	.364	0-3	.000	2-2	1.000	1	4	5	8.9	4	3	4	0	0	10	16.3	
GEORGIA SOUTHERN	1/8/15	*	34	5-15	.333	0-2	.000	1-2	.500	2	4	6	8.7	0	0	3	1	1	11	15.8	
at UTA	1/10/15	*	30	3-5	.600	0-1	.000	0-1	.000	2	4	6	8.5	2	0	0	0	1	6	15.1	
at Appalachian State	1/15/15	*	37	4-12	.333	1-3	.333	4-4	1.000	1	11	12	8.7	0	0	1	5	0	13	15.0	
TEXAS STATE	1/17/15	*	44	9-14	.643	2-4	.500	4-7	.571	4	11	15	9.1	3	0	3	0	0	24	15.6	
GEORGIA STATE	1/19/15	*	40	3-12	.250	1-3	.333	13-14	.929	4	9	13	9.4	3	0	4	0	0	20	15.8	
at Louisiana	1/22/15	*	22	1-5	.200	0-3	.000	0-1	.000	0	4	4	9.1	2	0	2	0	0	2	15.1	
at Troy	01/24/15	*	36	6-10	.600	1-3	.333	3-6	.500	2	11	13	9.3	2	1	2	1	1	16	15.1	
UALR	1/29/15	*	36	3-10	.300	0-4	.000	4-5	.800	4	7	11	9.4	4	3	5	2	0	10	14.9	
at Georgia State	1/31/15	*	37	2-11	.182	0-0	.000	6-7	.857	0	6	6	9.2	1	0	1	1	0	10	14.6	
TROY	2/5/15	*	37	6-13	.462	0-2	.000	1-4	.250	3	5	8	9.1	4	2	2	3	1	13	14.5	
at Georgia Southern	02/12/15	*	40	8-16	.500	0-4	.000	0-1	.000	5	11	16	9.4	2	0	1	0	0	16	14.6	
at UALR	2/19/15	*	37	8-18	.444	3-5	.600	1-2	.500	5	14	19	9.8	2	0	4	0	0	20	14.8	
Totals			24	856	130-287	.453	21-66	.318	75-112	.670	59	177	236	9.8	51	20	65	25	12	356	14.8

Games played: 24  
Minutes/game: 35.7  
Points/game: 14.8  
FG Pct: 45.3  
3FG Pct: 31.8  
FT Pct: 67.0

Rebounds/game: 9.8  
Assists/game: 0.8  
Turnovers/game: 2.7  
Assist/turnover ratio: 0.3  
Steals/game: 0.5  
Blocks/game: 1.0





2014-15 A-State Men's Basketball  
Arkansas State Individual Game-by-Game (as of Feb 20, 2015)  
All games



#25 White, Ronnie

Opponent	Date	gs	min	Total		3-Pointers		Free throws		Rebounds				pf	a	t/o	blk	stl	pts	avg
				fg-fga	pct	3fg-fga	pct	ft-fa	pct	off	def	tot	avg							
UT MARTIN	11/17/14		13	0-2	.000	0-0	.000	0-0	.000	0	4	4	4.0	1	0	1	0	0	0	0.0
BELHAVEN	12/6/14		3	1-1	1.000	0-0	.000	2-2	1.000	2	1	3	3.5	0	0	0	0	0	4	2.0
at Purdue	12/10/14		10	0-1	.000	0-0	.000	1-2	.500	0	3	3	3.3	3	0	0	0	0	1	1.7
Totals		0	26	1-4	.250	0-0	.000	3-4	.750	2	8	10	3.3	4	0	1	0	0	5	1.7

Games played: 3  
Minutes/game: 8.7  
Points/game: 1.7  
FG Pct: 25.0  
FT Pct: 75.0

Rebounds/game: 3.3  
Turnovers/game: 0.3

#33 Boucoum, Nouhoum

Opponent	Date	gs	min	Total		3-Pointers		Free throws		Rebounds				pf	a	t/o	blk	stl	pts	avg
				fg-fga	pct	3fg-fga	pct	ft-fa	pct	off	def	tot	avg							
UT MARTIN	11/17/14		5	0-0	.000	0-0	.000	0-0	.000	0	2	2	2.0	1	0	0	0	0	0	0.0
LAMAR	11/25/14		12	2-3	.667	0-0	.000	2-2	1.000	3	4	7	4.5	4	0	1	1	1	6	3.0
at Central Arkansas	12/1/14		18	6-9	.667	0-0	.000	0-0	.000	5	4	9	6.0	1	0	0	3	0	12	6.0
BELHAVEN	12/6/14		5	1-4	.250	0-1	.000	0-0	.000	2	2	4	5.5	1	0	0	0	0	2	5.0
at Purdue	12/10/14		24	4-9	.444	0-0	.000	2-4	.500	5	5	10	6.4	1	0	2	1	0	10	6.0
at TOLEDO	12/13/14	*	30	6-11	.545	0-0	.000	1-2	.500	2	3	5	6.2	3	0	2	0	0	13	7.2
at Mississippi State	12-17-14	*	31	4-8	.500	0-0	.000	5-8	.625	3	5	8	6.4	1	0	1	2	2	13	8.0
MARSHALL	12/20/14	*	23	2-4	.500	0-0	.000	2-2	1.000	0	4	4	6.1	3	1	2	0	0	6	7.8
at Niagara	12/23/14	*	23	1-7	.143	0-0	.000	3-5	.600	0	7	7	6.2	1	0	2	0	0	5	7.4
at South Alabama	12/30/14	*	22	5-8	.625	0-0	.000	4-4	1.000	4	2	6	6.2	5	0	0	0	0	14	8.1
APPALACHIAN STATE	1/3/15	*	13	1-6	.167	0-0	.000	0-0	.000	2	2	4	6.0	1	0	2	0	0	2	7.5
at ULM	01/05/15	*	10	0-0	.000	0-0	.000	0-0	.000	0	1	1	5.6	1	0	0	0	0	0	6.9
GEORGIA SOUTHERN	1/8/15	*	7	1-4	.250	0-0	.000	0-0	.000	1	0	1	5.2	2	0	0	0	0	2	6.5
at UTA	1/10/15		17	0-2	.000	0-0	.000	4-6	.667	1	2	3	5.1	1	1	0	0	0	4	6.4
at Appalachian State	1/15/15		10	1-4	.250	0-0	.000	0-0	.000	0	1	1	4.8	1	0	0	0	0	2	6.1
TEXAS STATE	1/17/15		17	5-9	.556	0-1	.000	4-6	.667	1	2	3	4.7	2	0	0	1	0	14	6.6
GEORGIA STATE	1/19/15		5	0-2	.000	0-0	.000	0-0	.000	0	1	1	4.5	0	0	0	0	0	0	6.2
at Louisiana	1/22/15		19	2-4	.500	1-1	1.000	3-3	1.000	2	2	4	4.4	3	0	2	1	0	8	6.3
at Troy	01/24/15		14	3-7	.429	0-0	.000	1-1	1.000	1	3	4	4.4	1	0	0	0	0	7	6.3
UALR	1/29/15		8	1-1	1.000	0-0	.000	2-4	.500	0	3	3	4.4	1	1	0	1	0	4	6.2
at Georgia State	1/31/15		9	0-3	.000	0-0	.000	1-2	.500	2	2	4	4.3	3	0	2	0	0	1	6.0
TROY	2/5/15	*	17	2-3	.667	0-0	.000	2-3	.667	3	1	4	4.3	2	0	1	1	2	6	6.0
at Georgia Southern	02/12/15	*	34	7-10	.700	0-0	.000	4-5	.800	3	8	11	4.6	4	0	6	0	0	18	6.5
at UALR	2/19/15	*	20	6-12	.500	0-0	.000	0-0	.000	3	4	7	4.7	2	0	0	0	0	12	6.7
Totals		11	393	60-130	.462	1-3	.333	40-57	.702	43	70	113	4.7	45	3	23	11	5	161	6.7

Games played: 24  
Minutes/game: 16.4  
Points/game: 6.7  
FG Pct: 46.2  
3FG Pct: 33.3  
FT Pct: 70.2

Rebounds/game: 4.7  
Assists/game: 0.1  
Turnovers/game: 1.0  
Assist/turnover ratio: 0.1  
Steals/game: 0.2  
Blocks/game: 0.5



2014-15 A-State Men's Basketball  
Arkansas State Individual Game-by-Game (as of Feb 20, 2015)  
All games



#TM TEAM

Opponent	Date	gs	min	Total		3-Pointers		Free throws		Rebounds				pf	a	t/o	blk	stl	pts	avg
				fg-fga	pct	3fg-fga	pct	ft-fa	pct	off	def	tot	avg							
UT MARTIN	11/17/14		0	0-0	.000	0-0	.000	0-0	.000	0	1	1	1.0	0	0	0	0	0	0	0.0
LAMAR	11/25/14		0	0-0	.000	0-0	.000	0-0	.000	3	1	4	2.5	0	0	0	0	0	0	0.0
at Central Arkansas	12/1/14		0	0-0	.000	0-0	.000	0-0	.000	2	1	3	2.7	1	0	1	0	0	0	0.0
BELHAVEN	12/6/14		0	0-0	.000	0-0	.000	0-0	.000	4	1	5	3.3	0	0	0	0	0	0	0.0
at Purdue	12/10/14		0	0-0	.000	0-0	.000	0-0	.000	2	2	4	3.4	0	0	0	0	0	0	0.0
at TOLEDO	12/13/14		0	0-0	.000	0-0	.000	0-0	.000	5	1	6	3.8	0	0	0	0	0	0	0.0
at Mississippi State	12-17-14		0	0-0	.000	0-0	.000	0-0	.000	0	3	3	3.7	0	0	0	0	0	0	0.0
MARSHALL	12/20/14		0	0-0	.000	0-0	.000	0-0	.000	3	2	5	3.9	0	0	0	0	0	0	0.0
at Niagara	12/23/14		0	0-0	.000	0-0	.000	0-0	.000	2	4	6	4.1	0	0	0	0	0	0	0.0
at South Alabama	12/30/14		0	0-0	.000	0-0	.000	0-0	.000	2	1	3	4.0	0	0	1	0	0	0	0.0
APPALACHIAN STATE	1/3/15		0	0-0	.000	0-0	.000	0-0	.000	0	0	0	3.6	0	0	0	0	0	0	0.0
at ULM	01/05/15		0	0-0	.000	0-0	.000	0-0	.000	1	2	3	3.6	0	0	0	0	0	0	0.0
GEORGIA SOUTHERN	1/8/15		0	0-0	.000	0-0	.000	0-0	.000	1	1	2	3.5	0	0	0	0	0	0	0.0
at UTA	1/10/15		0	0-0	.000	0-0	.000	0-0	.000	0	1	1	3.3	0	0	1	0	0	0	0.0
at Appalachian State	1/15/15		0	0-0	.000	0-0	.000	0-0	.000	1	2	3	3.3	0	0	1	0	0	0	0.0
TEXAS STATE	1/17/15		0	0-0	.000	0-0	.000	0-0	.000	1	4	5	3.4	0	0	0	0	0	0	0.0
GEORGIA STATE	1/19/15		0	0-0	.000	0-0	.000	0-0	.000	2	4	6	3.5	0	0	0	0	0	0	0.0
at Louisiana	1/22/15		0	0-0	.000	0-0	.000	0-0	.000	3	0	3	3.5	0	0	0	0	0	0	0.0
at Troy	01/24/15		0	0-0	.000	0-0	.000	0-0	.000	4	0	4	3.5	0	0	0	0	0	0	0.0
UALR	1/29/15		0	0-0	.000	0-0	.000	0-0	.000	1	0	1	3.4	0	0	0	0	0	0	0.0
at Georgia State	1/31/15		0	0-0	.000	0-0	.000	0-0	.000	0	1	1	3.3	0	0	0	0	0	0	0.0
TROY	2/5/15		0	0-0	.000	0-0	.000	0-0	.000	2	0	2	3.2	0	0	0	0	0	0	0.0
at Georgia Southern	02/12/15		0	0-0	.000	0-0	.000	0-0	.000	0	1	1	3.1	0	0	1	0	0	0	0.0
at UALR	2/19/15		0	0-0	.000	0-0	.000	0-0	.000	1	4	5	3.2	0	0	0	0	0	0	0.0
Totals		0	0	0-0	.000	0-0	.000	0-0	.000	40	37	77	3.2	1	0	5	0	0	0	0.0

Games played: 24

Rebounds/game: 3.2

Turnovers/game: 0.2



2014-15 A-State Men's Basketball  
Arkansas State Season/Career Statistics (as of Feb 20, 2015)  
All games



SEASON STATISTICS

CAREER STATISTICS

SUMMARY	gp-gs	min/g	fg%	3fg%	ft%	r/g	a/g	stl	blk	pts/g	gp-gs	min/g	fg%	3fg%	ft%	r/g	a/g	stl	blk	pts/g
Livingston, Anthony	24-24	35.7	.453	.318	.670	9.8	0.8	12	25	14.8	24-24	35.7	.453	.318	.670	9.8	0.8	12	25	14.8
Golden, Cameron	24-24	35.6	.367	.324	.720	2.9	2.7	38	5	14.0	87-55	25.8	.357	.317	.681	2.7	2.4	105	11	9.3
Gardner, Sean	24-24	32.4	.414	.362	.750	3.6	1.1	26	8	12.5	24-24	32.4	.414	.362	.750	3.6	1.1	26	8	12.5
Boucoun, Nouhoum	24-11	16.4	.462	.333	.702	4.7	0.1	5	11	6.7	24-11	16.4	.462	.333	.702	4.7	0.1	5	11	6.7
Hardwick, PJ	22-20	31.1	.355	.125	.784	3.4	5.2	19	0	5.3	22-20	31.1	.355	.125	.784	3.4	5.2	19	0	5.3
Downs, Kelvin	23-7	16.3	.368	.333	.690	2.3	0.2	3	11	3.3	84-13	13.8	.423	.250	.642	2.1	0.3	17	40	2.9
Waters, Charles	22-6	12.4	.466	.000	.706	3.0	0.1	11	15	3.0	22-6	12.4	.466	.000	.706	3.0	0.1	11	15	3.0
Foster, C.J.	17-4	13.7	.324	.250	.654	1.1	0.7	2	1	2.6	17-4	13.7	.324	.250	.654	1.1	0.7	2	1	2.6
Dure, Frederic	9-0	12.8	.227	.385	.583	1.8	0.4	3	0	2.4	9-0	12.8	.227	.385	.583	1.8	0.4	3	0	2.4
Macklien, Daijon	21-0	11.9	.444	.333	.667	1.0	0.8	5	0	2.0	21-0	11.9	.444	.333	.667	1.0	0.8	5	0	2.0
White, Ronnie	3-0	8.7	.250	.000	.750	3.3	0.0	0	0	1.7	3-0	8.7	.250	.000	.750	3.3	0.0	0	0	1.7
Pierre, Josh	6-0	2.3	.000	.000	.000	0.5	0.0	1	0	0.0	18-0	2.4	.333	.286	.667	0.4	0.0	3	0	1.0
SCORING	fg-fga	fg%	3fg-fga	3fg%	ft-fta	ft%	pts	pts/g	fg-fga	fg%	3fg-fga	3fg%	ft-fta	ft%	pts	pts/g				
Livingston, Anthony	130-287	.453	21-66	.318	75-112	.670	356	14.8	130-287	.453	21-66	.318	75-112	.670	356	14.8				
Golden, Cameron	113-308	.367	55-170	.324	54-75	.720	335	14.0	268-751	.357	142-448	.317	130-191	.681	808	9.3				
Gardner, Sean	110-266	.414	50-138	.362	30-40	.750	300	12.5	110-266	.414	50-138	.362	30-40	.750	300	12.5				
Boucoun, Nouhoum	60-130	.462	1-3	.333	40-57	.702	161	6.7	60-130	.462	1-3	.333	40-57	.702	161	6.7				
Hardwick, PJ	38-107	.355	1-8	.125	40-51	.784	117	5.3	38-107	.355	1-8	.125	40-51	.784	117	5.3				
Downs, Kelvin	28-76	.368	1-3	.333	20-29	.690	77	3.3	90-213	.423	1-4	.250	61-95	.642	242	2.9				
Waters, Charles	27-58	.466	0-2	.000	12-17	.706	66	3.0	27-58	.466	0-2	.000	12-17	.706	66	3.0				
Foster, C.J.	12-37	.324	3-12	.250	17-26	.654	44	2.6	12-37	.324	3-12	.250	17-26	.654	44	2.6				
Dure, Frederic	5-22	.227	5-13	.385	7-12	.583	22	2.4	5-22	.227	5-13	.385	7-12	.583	22	2.4				
Macklien, Daijon	16-36	.444	4-12	.333	6-9	.667	42	2.0	16-36	.444	4-12	.333	6-9	.667	42	2.0				
White, Ronnie	1-4	.250	0-0	.000	3-4	.750	5	1.7	1-4	.250	0-0	.000	3-4	.750	5	1.7				
Pierre, Josh	0-1	.000	0-1	.000	0-0	.000	0	0.0	5-15	.333	4-14	.286	4-6	.667	18	1.0				
TOTALS	o-reb	d-reb	t-reb	pf	fo	ast	to	a/to	o-reb	d-reb	t-reb	pf	fo	ast	to	a/to				
Livingston, Anthony	59	177	236	51	0	20	65	0.3	59	177	236	51	0	20	65	0.3				
Golden, Cameron	12	58	70	45	1	65	50	1.3	48	186	234	154	3	211	162	1.3				
Gardner, Sean	31	55	86	58	3	26	35	0.7	31	55	86	58	3	26	35	0.7				
Boucoun, Nouhoum	43	70	113	45	1	3	23	0.1	43	70	113	45	1	3	23	0.1				
Hardwick, PJ	17	58	75	48	1	114	54	2.1	17	58	75	48	1	114	54	2.1				
Downs, Kelvin	15	39	54	57	2	4	28	0.1	55	123	178	185	6	23	89	0.3				
Waters, Charles	23	44	67	49	2	3	13	0.2	23	44	67	49	2	3	13	0.2				
Foster, C.J.	10	9	19	24	1	12	16	0.8	10	9	19	24	1	12	16	0.8				
Dure, Frederic	1	15	16	9	0	4	11	0.4	1	15	16	9	0	4	11	0.4				
Macklien, Daijon	3	17	20	19	0	16	22	0.7	3	17	20	19	0	16	22	0.7				
White, Ronnie	2	8	10	4	0	0	1	0.0	2	8	10	4	0	0	1	0.0				
Pierre, Josh	0	3	3	0	0	0	1	0.0	1	6	7	1	0	0	2	0.0				