



ARKANSAS STATE MEN'S BASKETBALL

Men's Basketball Twitter: @ASStateMB • Twitter In-Game Updates: @ASStateGameDay, #ASStateMB • Athletics Website: AStateRedWolves.com
Mark Taylor, Assistant Athletics Media Relations Director • Office: 870-972-3383 • Cell: 870-219-5705 • Email: martaylor@astate.edu

STAT COMPARISON

A-STATE		GAME 24	UALR	
SBC Overall	Stat	Overall	SBC	
4-10	9-14	Record	10-15	5-10
61.0	63.8	Points Per Game	69.0	68.5
69.4	68.2	Points Per Game (DEF)	70.7	70.3
38.1	40.6	Field Goal %	41.4	41.3
43.1	42.0	Field Goal % (DEF)	44.5	44.5
30.4	32.9	3-Point FG %	33.3	31.6
33.2	32.2	3-Point FG % (DEF)	38.5	36.5
71.3	70.0	Free Throw %	70.1	71.9
34.2	35.3	Rebounds Per Game	35.2	35.3
10.4	11.2	Assists Per Game	12.1	12.0
13.5	13.5	Turnovers Per Game	10.9	10.8
3.2	3.2	Blocks Per Game	2.8	2.1
5.4	5.4	Steals Per Game	5.4	5.2

2014-15 SCHEDULE

DATE	OPPONENT (TV)	TIME/RESULT
Nov. 5	Henderson State (<i>Exhibition</i>)	84-64, W
Nov. 12	Southern Arkansas (<i>Exhibition</i>)	67-69, L
Nov. 17	Tennessee-Martin	73-75, L
Nov. 24	Lamar	58-63, L
Dec. 1	at Central Arkansas	67-49, W
Dec. 6	Belhaven	95-68, W
Dec. 10	at Purdue (ESPN3)	46-87, L
Dec. 13	at Toledo	65-73, L
Dec. 17	at Mississippi State (SEC Network)	69-55, W
Dec. 20	Marshall	67-58, W
Dec. 23	at Niagara	74-69, W
Dec. 30	at South Alabama*	63-60 (OT), W
Jan. 3	Appalachian State*	73-74, L
Jan. 5	at ULM*	61-70, L
Jan. 8	Georgia Southern*	61-73, L
Jan. 10	at UT Arlington*	50-77, L
Jan. 15	at Appalachian State*	59-50, W
Jan. 17	Texas State* (ESPN3)	78-73 (OT), W
Jan. 19	Georgia State*	54-60, L
Jan. 22	at Louisiana*	59-96, L
Jan. 24	at Troy*	64-55, W
Jan. 29	UALR*	65-75, L
Jan. 31	at Georgia State*	43-74, L
Feb. 5	Troy*	64-69, L
Feb. 12	at Georgia Southern*	60-65, L
Feb. 19	at UALR*	7:30 p.m.
Feb. 21	ULM*	7:05 p.m.
Feb. 26	UT Arlington*	7:30 p.m.
Feb. 28	at Texas State*	4:30 p.m.
Mar. 5	South Alabama*	7:30 p.m.
Mar. 7	Louisiana*	7:05 p.m.
Mar. 12-15	SBC Tournament (New Orleans, La.)	TBA

All times listed are Central
All home games in **bold**
* – Sun Belt Conference Game



ARKANSAS STATE
RED WOLVES

Head Coach: John Brady
Year: 7th Season
Record at A-State: 108-105 (7 yrs)
Career Record: 389-321 (23 yrs.)
vs. UALR: 7-9
MBB SID: Mark Taylor

Top Players (per game):
Pts: Anthony Livingston (14.6)
Rebs: Anthony Livingston (9.4)
Asts: PJ Hardwick (5.4)
Blks: Anthony Livingston (1.1)
Stls: Cameron Golden (1.7)

—AT—



UALR
TROJANS

Head Coach: Steve Shields
Year: 12th Season
Record at School.: 189-175
Career Record: Same
vs. A-State: 13-14
MBB SID: Patrick Newton

Top Players (per game):
Pts: Josh Hagins (12.0)
Rebs: Roger Woods (6.3)
Asts: Josh Hagins (2.9)
Blks: Roger Woods (0.5)
Stls: Josh Hagins (1.4)

GAME INFORMATION

DATE: Thursday, Feb. 19, 2015
TIPOFF: 7:30 p.m.
LOCATION: Little Rock, Ark.
ARENA: Jack Stephens Center
ARENA CAPACITY: 5,600
VIDEO: UALRTrojans.com
RADIO: East Arkansas Broadcasters
Red Wolves Sports Network
107.9 KFIN-FM (Jonesboro) – Flagship
TALENT: Matt Stolz (play-by-play)
ONLINE AUDIO: AStateRedWolves.com
LIVE STATS: UALRTrojans.com

SERIES HISTORY

OverallA-State leads, 49-31
Last MeetingUALR, 75-65
LocationJonesboro
StreakUALR W1
In JonesboroA-State leads, 29-11
In Little Rock.....UALR leads, 18-17
Neutral Site.....A-State leads, 3-2

QUICK HITS

- The Arkansas State men's basketball team travels to UALR looking to snap a four-game losing skid on Thursday at 7:30 p.m.
- The last time out, A-State came up short at Georgia Southern, 65-60. Anthony Livingston posted his 11th double-double posting 16 points and 16 rebounds. Nouhoum Bocoum had a career high 18 points and pulled down 11 rebounds for his second career double-double.
- After playing 11 games in January, the most in the month since the 1986-87 season, A-State has six games in February, tied for the fewest dating back to the 1959-60 season. The only other time A-State played six games in February was the 2000-01 season.
- A-State has amassed a record of 200-200 (.500) since joining the Sun Belt Conference in the 1991-92 season. A-State is now 129-68 (.655) in home SBC games while the road record sits at 71-131 (.351).
- A-State is 4-1 in league play, 6-1 on the season, when pulling down 40 or more rebounds. In each of the Red Wolves four conference wins, the opponent shot below 40 percent from the field.
- The Red Wolves are 9-3 on the season when pulling down 35-plus rebounds. A-State is 8-4 when attempting fewer three-pointers in the second half compared to the first half and 8-3 when shooting a better field goal percentage than their opposition.
- A-State is 1-3 this season in game two of the home-and home conference series. Last season, the Red Wolves posted a 6-3 mark. Under head coach John Brady, A-State is 19-25 in game two of a regular season home-and-home conference series.

ARKANSAS STATE PROBABLE STARTERS (BASED OFF LAST GAME)

Player	PPG	FG%	3FG%	FT%	RPG	APG	SPG	BPG	MPG
1 G Cameron Golden	14.2	37.0	32.5	70.8	3.0	2.7	1.7	0.2	35.7
12 G Sean Gardner	13.0	42.1	36.8	73.7	3.7	1.0	1.1	0.3	32.7
13 G C.J. Foster	2.6	33.3	18.2	65.4	1.2	0.6	0.1	0.1	13.1
24 F Anthony Livingston	14.6	45.4	29.5	67.3	9.4	0.9	0.5	1.1	35.6
33 F Nouhoum Bocoum	6.5	45.8	33.3	70.2	4.6	0.1	0.2	0.5	6.5

UALR PROBABLE STARTERS (BASED OFF LAST GAME)

Player	PPG	FG%	3FG%	FT%	RPG	APG	SPG	BPG	MPG
1 F Andre Brown	0.4	33.3	0.0	0.0	1.2	0.0	0.3	0.0	7.1
2 G Jerron Washington	0.6	16.7	0.0	50.0	1.0	0.1	0.2	0.1	6.2
10 F Maurius Hill	5.4	40.0	35.7	61.8	4.1	0.9	0.2	0.1	14.3
14 G J.T. Thomas	5.8	32.4	29.0	56.9	1.9	2.2	0.5	0.2	24.6
22 G James Reid	7.7	39.9	35.0	76.7	2.3	1.2	0.6	0.0	22.0

ARKANSAS STATE PLAYER NOTABLES

0



DAIJON MACKLIEN

G • So. • 6-1 • 195 • Los Angeles, Calif.

PPG	RPG	FG%	3 FG%	FT%	MIN
2.1	1.0	44.4	33.3	66.7	12.2

Last Game: Did not play at Georgia Southern

Notes: Scored 7 pts at Toledo and Troy | Averaged 12.2 PPG and 3.2 RPG at Chattahoochee Valley Community College | Played football at Division II North Alabama in 2012 (1 REC - 13 yds)

CAREER	PTS	REB	AST	STL	BLK	FGM	FGA	3FGM	3FGA	FTM	FTA
HIGHS	7	4	3	1	--	3	4	2	3	3	3

1



CAMERON GOLDEN

G • Jr. • 6-0 • 158 • Memphis, Tenn.

PPG	RPG	FG%	3 FG%	FT%	MIN
14.2	3.0	37.0	32.5	70.8	35.7

Last Game: 2-11 FG, 1-7 3FG, 3 REB, 1 AST, 5 PTS at Georgia Southern

Notes: Ranks 10th in SBC in scoring (14.2) | Ranks 15th in SBC in assists (2.7) | Ranks 7th in SBC in steals (1.7) | Ranks 4th in SBC in minutes (35.7) | Double figures in 18 of 23 games

CAREER	PTS	REB	AST	STL	BLK	FGM	FGA	3FGM	3FGA	FTM	FTA
HIGHS	25	8	7	5	2	8	18	6	12	9	10

4



JOSH PIERRE

G • Jr. • 6-0 • 184 • Baton Rouge, La.

PPG	RPG	FG%	3 FG%	FT%	MIN
0.0	0.5	0.0	0.0	0.0	2.3

Last Game: Did not play at Georgia Southern

Notes: Has 1 steal and 3 rebounds in 6 games and 14 minutes | Played in 8 games in 2013-14 and totaled 12 pts and 3 rebs | Scored 3 pts in 2012-13 season in 4 games (8 min)

CAREER	PTS	REB	AST	STL	BLK	FGM	FGA	3FGM	3FGA	FTM	FTA
HIGHS	7	2	--	1	--	2	4	1	3	2	2

5



PJ HARDWICK

G • r-So. • 5-10 • 167 • Miami, Fla.

PPG	APG	FG%	3 FG%	FT%	MIN
5.6	5.4	35.5	12.5	78.4	31.8

Last Game: 0-1 FG, 3 REB, 4 AST in 22 MIN at Georgia Southern

Notes: Career high 17 PTS at ULL | Leads SBC in assists (5.4) | Ranks 2nd in SBC in assist/turnover ratio (2.2)

CAREER	PTS	REB	AST	STL	BLK	FGM	FGA	3FGM	3FGA	FTM	FTA
HIGHS	17	8	15	4	--	7	17	1	3	6	7

10



FREDERIC DURE

G • Jr. • 6-5 • 165 • Montreal, Quebec

PPG	RPG	FG%	3 FG%	FT%	MIN
2.8	1.9	26.3	45.5	58.3	12.5

Last Game: 0-3 FG, 0-2 3FG, 0-3 FT, 3 REB, 0 PTS in 18 MIN at Georgia Southern

Notes: Suspended first 15 games due to NCAA rule violation | Played at Sheridan (Wyo.) Junior College in 2012-14 | Averaged 15.1 PPG and 4.5 REBS in 2013-14, 10.6 PPG in 2012-13

CAREER	PTS	REB	AST	STL	BLK	FGM	FGA	3FGM	3FGA	FTM	FTA
HIGHS	5	5	3	2	--	1	4	1	2	5	7

11



CHARLES WATERS

F • Jr. • 6-6 • 186 • Memphis, Tenn.

PPG	RPG	FG%	3 FG%	FT%	MIN
2.9	3.2	44.6	0.0	66.7	12.5

Last Game: 1-2 FG, 4 REB, 1 BLK, 4 PTS in 6 MIN at Georgia Southern

Notes: Starts in five games | Hauled in career high 7 REBS vs Texas State and at Troy | Was perfect 4-4 from FT line against Texas State

CAREER	PTS	REB	AST	STL	BLK	FGM	FGA	3FGM	3FGA	FTM	FTA
HIGHS	8	7	2	2	2	4	7	--	1	4	4

12



SEAN GARDNER

G • r-Jr. • 6-5 • 178 • Memphis, Tenn.


PPG	RPG	FG%	3 FG%	FT%	MIN
13.0	3.7	42.1	36.8	73.7	32.7

Last Game: 4-9 FG, 2-3 3FG, 1 REB, 2 AST, 1 STL, 10 PTS at Georgia Southern

Notes: Ranks 14th in SBC in scoring (13.1) | Hit SBC season best 8 3's vs. Belhaven (12/6/14) | Played at Motlow State CC (2011-12 & 2012-13)

CAREER	PTS	REB	AST	STL	BLK	FGM	FGA	3FGM	3FGA	FTM	FTA
HIGHS	28	8	3	3	2	10	16	8	10	4	4

13



C.J. FOSTER

G • So. • 6-3 • 180 • Lilburn, Ga.

PPG	RPG	FG%	3 FG%	FT%	MIN
2.6	1.2	33.3	18.2	65.4	13.1

Last Game: 2-5 FG, 1-2 3FG, 4-9 FT, 3 REB, 1 AST, 1 STL, 9 PTS at Georgia Southern

Notes: Career high 9 pts at Georgia Southern in third career start | Played at Roane State CC (2013-14) and averaged 13.7 pts, 2.6 rebs and 2.4 assists | Had 16 starts in 22 appearances

CAREER	PTS	REB	AST	STL	BLK	FGM	FGA	3FGM	3FGA	FTM	FTA
HIGHS	9	3	2	1	1	3	5	1	2	4	9

14



KELVIN DOWNS

F • Jr. • 6-9 • 230 • Arlington, Texas

PPG	RPG	FG%	3 FG%	FT%	MIN
3.2	2.4	34.2	33.3	69.0	16.4

Last Game: Did not play at Georgia Southern

Notes: Returned to lineup at UTA (1/10/15) | Started in first 5 games, averages 16.4 minutes | Averaged 2.2 pts and 2.2 rebs (2013-14) | Averaged 3.3 pts and 1.9 rebs (2012-13)

CAREER	PTS	REB	AST	STL	BLK	FGM	FGA	3FGM	3FGA	FTM	FTA
HIGHS	11	8	3	2	3	5	8	1	2	5	7

24



ANTHONY LIVINGSTON

F • So. • 6-8 • 230 • Washington, D.C.

PPG	RPG	FG%	3 FG%	FT%	MIN
14.6	9.4	45.4	29.5	67.3	35.6

Last Game: 8-16 FG, 0-4 3FG, 0-1 FT, 16 REB, 16 PTS at Georgia Southern

Notes: Ranks 8th in SBC in scoring (14.6) | Ranks 2nd in SBC in rebounds (9.4) | Leads SBC with 11 double-doubles | Double figures in 20 of 23 games

CAREER	PTS	REB	AST	STL	BLK	FGM	FGA	3FGM	3FGA	FTM	FTA
HIGHS	26	20	4	2	5	9	17	2	6	13	14

33



NOUHOUM BOCOUM

C • Jr. • 6-10 • 270 • Harlem, N.Y.

PPG	RPG	FG%	3 FG%	FT%	MIN
6.5	4.6	45.8	33.3	70.2	16.2

Last Game: 7-10 FG, 4-5 FT, 11 REB, 18 PTS at Georgia Southern

Notes: Career-high 18 pts at Georgia Southern | Has two double-doubles | Played at Paris (Texas) Junior College (2013-14) averaging 9.9 pts

CAREER	PTS	REB	AST	STL	BLK	FGM	FGA	3FGM	3FGA	FTM	FTA
HIGHS	18	11	1	2	3	7	11	1	1	5	8

SERIES HISTORY GAME-BY-GAME PAGE 10

- A-State jumped out to a 13-point lead over UALR on Jan. 29 at the Convocation Center, but the Trojans trimmed the lead to one by halftime and used a 12-0 second-half run to defeat the Red Wolves 75-65 in the previous meeting.
- Thursday's meeting will be the 81st all-time meeting between UALR and A-State. The Red Wolves hold a 49-31 edge in the series, but four wins, two from the 2005-06 season and two from the 2006-07 season, were vacated by the NCAA due to rules violations.
- A-State is 3-6 (two wins later vacated) against UALR inside the Jack Stephens Center and the Red Wolves are 17-18 (including two vacated wins) as the road team in the series. The Red Wolves haven't won at the Jack Stephens Center since the Jan. 29, 2011 meeting (75-64).
- Last season, UALR and A-State split the regular season series with the home team winning each, but the Red Wolves earned a four-overtime win in New Orleans during the Sun Belt Conference tournament.
- UALR defeated A-State 74-67 at the Jack Stephens Center on March 1, 2014. The Trojans shot 56 percent from the field in the second half and scored seven-straight points within a two-minute span late in the game.

RED WOLVES VS UALR

Player	GP-GS	FG-A	FG%	3FG-A	3FG%	FT-A	FT%	O-D-T	AVG	A	TO	BLK	STL	PTS	AVG
N. Boucoum	1-0	1-1	100	0-0	0.0	2-4	50.0	0-3-3	3.0	1	0	1	0	4	4.0
K. Downs	6-0	7-14	50.0	0-0	0.0	5-6	83.3	9-10-19	3.2	0	9	3	0	19	3.2
F. Dure	1-0	1-2	50.0	1-1	100	0-0	0.0	0-4-4	4.0	1	2	0	0	3	3.0
C.J. Foster	--	--	--	--	--	--	--	--	--	--	--	--	--	--	--
S. Gardner	1-1	6-12	50.0	3-5	60.0	0-1	0.0	2-3-5	5.0	1	0	0	2	15	15.0
C. Golden	6-1	18-37	48.6	11-23	47.8	9-11	81.8	1-5-6	1.0	10	13	1	5	56	9.3
PJ Hardwick	1-1	0-3	0.0	0-0	0.0	0-0	0.0	2-0-2	2.0	2	1	0	0	0	0.0
A. Livingston	1-1	3-10	30.0	0-4	0.0	4-5	80.0	4-7-11	11.0	3	5	2	0	10	10.0
D. Macklien	1-0	3-3	100	0-0	0.0	0-0	0.0	0-1-1	1.0	1	5	0	0	6	6.0
C. Waters	1-1	1-4	25.0	0-0	0.0	1-1	100	1-3-4	4.0	2	1	1	0	3	3.0

LAST TIME OUT

Georgia Southern Edges @AStateMB 65-60

- Double-doubles by Nouhoum Boucoum and Anthony Livingston weren't enough as Georgia Southern edged the A-State 65-60 on Thursday night in Sun Belt Conference action.
- Boucoum led all scorers with a career high 18 points and added a career high 11 rebounds for his second double-double on the season, first since Dec. 10 at Purdue. Livingston posted his SBC leading 11th double-double with 16 points and 16 rebounds, but Georgia Southern (17-5, 10-3 SBC) shot 45 percent on the game to hand A-State (9-14, 4-10 SBC) a fourth-straight loss.
- Having experienced slow starts in previous games, A-State started the game going toe-to-toe with Georgia Southern. The Red Wolves led by as many as five (14-9) in the first half, but the Eagles used a 10-2 run late in the half to carry a 31-27 into the halftime break.
- Boucoum scored seven points and pulled down six rebounds in the first half to spark A-State. Included in his first half performance was a three-point play that gave A-State a 12-9 lead. Livingston had his double-double by halftime as he posted 10 points and 10 rebounds in the first half.
- The Red Wolves led the Eagles 21-19 with 7:23 remaining in the first half, but Georgia Southern went on a 10-2 run to pull ahead 29-23 with 4:15 left in the first half. A-State got within two, 29-27, before Georgia Southern scored with three seconds left in the half to take the four-point lead to the break.
- A-State committed 10 turnovers in the first half, but the Red Wolves controlled the glass to a commanding 29-16 edge. The 29 first half rebounds totaled more than A-State had in each of the previous two games.
- Georgia Southern opened the second half with four quick points for a 35-27 edge and later increased the lead to 12, 50-38, with 11:07 remaining in the game. A-State chipped away at the deficit, but never trailed by fewer than five the remainder of the game.
- The Red Wolves went to the free throw line 10 times in the second half, but only made four for a 40 percent performance in the half. For the game, A-State struggled, going 8-of-18 (44 percent). Georgia Southern missed the front end of a 1-and-1 two times in the final minute, but the Red Wolves turned the missed free throws into points just one trip down the floor. The Eagles finished 5-of-15 (33 percent) at the charity stripe.

LAST FIVE GAMES

Player	GP-GS	FG-A	FG%	3FG-A	3FG%	FT-A	FT%	O-D-T	AVG	A	TO	BLK	STL	PTS	AVG
Sean Gardner	5-5	26-61	42.6	9-25	36.0	6-7	85.7	6-8-14	2.8	9	6	1	7	67	13.4
Anthony Livingston	5-5	25-60	41.7	1-13	7.7	14-23	60.9	14-40-54	10.8	6	11	7	2	65	13.0
Cameron Golden	5-5	19-56	33.9	13-32	40.6	5-9	55.6	2-8-10	2.0	8	14	0	8	56	11.2
Nouhoum Boucoum	5-2	13-24	54.2	0-0	0.0	10-15	66.7	9-17-26	5.2	1	9	2	3	36	7.2
C.J. Foster	3-1	4-11	36.4	1-4	25.0	6-12	50.0	3-1-4	1.3	1	1	0	2	15	5.0
Daijon Macklien	4-0	5-7	71.4	0-2	0.0	3-3	100	0-1-1	0.3	2	6	0	0	13	3.3
Frederic Dure	5-0	4-14	28.6	4-8	50.0	2-5	40.0	0-13-13	2.6	4	9	0	1	14	2.8
Charles Waters	5-2	5-15	33.3	0-1	0.0	3-3	100	5-16-21	4.2	2	5	4	0	13	2.6
Kelvin Downs	4-1	3-14	21.4	0-0	0.0	3-4	75.0	3-6-9	2.3	0	4	3	0	9	2.3
P.J. Hardwick	5-4	2-11	18.2	0-1	0.0	4-6	66.7	3-9-12	2.4	15	10	0	0	8	1.6
Josh Pierre	1-0	0-0	0.0	0-0	0.0	0-0	0.0	0-2-2	2.0	0	1	0	0	0	0.0
TEAM	5-5	106-273	38.8	28-86	32.6	56-87	64.4	52-123-175	35.0	48	77	17	22	296	59.2



A-State leads 49-31
A-State streak: L1

LAST MEETING

UALR 75 • 8-12, 3-7 SBC

Player	FG-A	FG%	3FG-A	3FG%	FT-A	FT%	Rebounds	PF	TP	A	TO	BLK	STL	PTS	AVG
00 Woods, Roger	5-16	2-2	1-2	3	8	11	3	13	1	1	0	1	1	31	31.0
05 Leeper, Gus	2-6	0-0	3-4	2	1	3	2	7	0	0	0	0	0	23	23.0
03 Hagins, Josh	10-13	2-3	6-7	2	2	4	2	28	2	1	0	4	0	29	29.0
11 Smith, DeVonte	0-0	0-0	0-0	0	0	0	4	0	0	0	0	0	0	14	14.0
24 Oillard, Ben	1-5	0-3	2-2	0	0	1	4	2	1	0	1	1	0	20	20.0
01 Brown, Andre	0-0	0-0	0-0	0	0	1	1	1	0	1	0	1	0	3	3.0
02 Washington, Jerron	0-1	0-0	1-2	0	1	1	0	1	0	0	0	2	1	11	11.0
10 Hill, Maurice	0-3	0-0	2-2	0	0	0	2	2	0	1	0	0	0	9	9.0
14 Thomas, J.T.	3-3	1-1	1-3	0	2	2	1	8	4	0	0	1	1	26	26.0
21 Isom, Mareik	1-3	1-3	2-2	0	0	0	0	5	0	0	0	0	1	13	13.0
22 Reid, James	2-4	2-4	1-2	0	3	3	0	7	2	1	0	2	2	13	13.0
Team							1	2	3						
Totals	24-54	8-16	19-26	8	20	28	16	75	11	7	0	13	200		

FG % 1st Half: 12-21 38.7% 2nd Half: 12-23 52.2% Game: 24-54 44.4%
3FG % 1st Half: 4-11 36.4% 2nd Half: 4-5 80.0% Game: 8-16 50.0%
FT % 1st Half: 9-13 69.2% 2nd Half: 10-13 76.9% Game: 19-26 73.1%

Arkansas State 65 • 9-11, 4-7 SBC

Player	FG-A	FG%	3FG-A	3FG%	FT-A	FT%	Rebounds	PF	TP	A	TO	BLK	STL	PTS	AVG
11 Waters, Charles	1-4	0-0	1-1	1	3	4	1	3	1	3	2	1	0	14	14.0
24 Livingston, Anthony	3-10	0-4	4-5	4	7	11	4	10	3	5	2	0	0	36	36.0
01 Golden, Cameron	6-11	3-6	2-2	0	2	2	1	17	0	2	0	2	0	39	39.0
05 Hardwick, PJ	0-0	0-0	0-0	0	2	0	5	0	2	1	0	0	0	24	24.0
12 Gardner, Sean	3-12	3-5	0-1	2	3	5	2	15	1	0	0	0	2	24	24.0
00 Macklien, Daijon	3-3	0-0	0-0	0	1	1	2	6	1	5	0	0	0	20	20.0
10 Dure, Frederic	1-2	1-1	0-0	0	4	4	1	3	1	2	0	0	0	13	13.0
10 Downs, Kelvin	3-7	0-0	1-2	2	4	6	3	7	0	2	1	0	0	22	22.0
33 Boucoum, Nouhoum	1-1	0-0	2-4	0	3	3	1	4	1	0	1	0	0	8	8.0
Team							0	1	1						
Totals	24-53	7-16	10-15	12	27	39	20	65	11	19	5	4	200		

FG % 1st Half: 15-28 53.6% 2nd Half: 9-25 36.0% Game: 24-53 45.3%
3FG % 1st Half: 4-10 40.0% 2nd Half: 3-6 50.0% Game: 7-16 43.8%
FT % 1st Half: 4-6 66.7% 2nd Half: 6-9 66.7% Game: 10-15 66.7%

Officials: Hal Lusk, Sean Casey, Haywood Bostic
Technical fouls: UALR - None, Arkansas State - None.
Attendance: 3104

Score by periods	1st	2nd	Total
UALR	37	28	75
Arkansas State	38	27	65

Last FG - UALR 2nd-03:03, ASU 2nd-00:44.
Largest lead - UALR by 14 2nd-05:56, ASU by 13 1st-09:09.

Score tied - 3 times.
Lead changed - 1 time.



Arkansas State 60 • 9-14, 4-10

Player	FG-A	FG%	3FG-A	3FG%	FT-A	FT%	Rebounds	PF	TP	A	TO	BLK	STL	PTS	AVG
24 Livingston, Anthony	8-16	0-4	0-1	5	11	16	2	16	0	1	0	0	0	40	40.0
33 Boucoum, Nouhoum	7-10	0-0	4-5	3	8	11	4	18	0	6	0	0	0	34	34.0
01 Golden, Cameron	9-11	1-7	0-0	2	1	3	1	17	0	2	0	2	0	39	39.0
12 Gardner, Sean	4-9	2-3	0-0	1	0	1	5	10	2	1	0	1	0	24	24.0
13 Foster, C.J.	2-5	1-2	4-9	2	1	3	9	1	1	1	0	1	0	28	28.0
05 Hardwick, PJ	0-1	0-0	0-0	1	2	0	0	4	2	0	0	0	0	22	22.0
10 Dure, Frederic	0-3	0-2	0-3	0	3	3	1	0	0	0	0	0	0	18	18.0
11 Waters, Charles	1-2	0-0	0-0	1	3	4	1	2	0	0	1	0	0	6	6.0
Team							0	1	1						
Totals	24-57	4-18	8-18	15	30	45	17	60	8	14	1	2	200		

FG % 1st Half: 11-30 36.7% 2nd Half: 13-27 48.1% Game: 24-57 45.3%
3FG % 1st Half: 1-7 14.3% 2nd Half: 3-11 27.3% Game: 4-18 22.2%
FT % 1st Half: 4-8 50.0% 2nd Half: 4-10 40.0% Game: 18-44 40.9%

Georgia Southern 65 • 17-5, 10-3

Player	FG-A	FG%	3FG-A	3FG%	FT-A	FT%	Rebounds	PF	TP	A	TO	BLK	STL	PTS	AVG
13 MATIAS, Angel	5-6	0-0	0-3	1	5	6	4	10	1	2	1	1	0	30	30.0
44 WIEDMAN, Trent	7-10	0-0	0-3	0	6	6	1	14	1	0	0	0	0	30	30.0
02 HUGHES, Mike	0-3	0-3	0-0	1	2	3	3	0	6	1	0	1	0	32	32.0
05 HEWITT, Jelan	5-13	1-6	4-5	1	4	5	0	15	4	3	0	3	0	38	38.0
10 ALLSHILLER, Jake	2-4	2-4	0-0	0	0	0	4	6	0	0	0	0	0	17	17.0
01 BOYKINS, Devonte	0-0	0-0	0-0	0	0	0	0	0	1	0	0	0	0	3	3.0
03 FERGUSON, Eric	4-8	1-4	0-0	0	2	2	9	0	1	1	0	1	0	21	21.0
40 DIAMOND, Curtis	4-13	2-6	3-4	5	9	9	2	11	2	1	0	2	0	27	27.0
35 DOYLE, Kyle	0-2	0-0	0-0	0	0	0	0	0	0	0	0	0	0	2	2.0
Team							0	2	4						
Totals	27-59	6-23	5-15	9	26	35	16	65	15	8	2	7	200		

FG % 1st Half: 13-32 40.6% 2nd Half: 14-27 51.9% Game: 27-59 45.8%
3FG % 1st Half: 3-12 25.0% 2nd Half: 3-11 27.3% Game: 6-23 26.1%
FT % 1st Half: 2-4 50.0% 2nd Half: 3-7 42.9% Game: 5-15 33.3%

Officials: Brent Hampton, Glenn Truitt, Landon Brandes
Technical fouls: Arkansas State - None, Georgia Southern - None.
Attendance: 1768

Score by periods	1st	2nd	Total
Arkansas State	27	33	60
Georgia Southern	31	34	65

Last FG - ASU 2nd-00:13, GS 2nd-00:37.
Largest lead - ASU by 5 1st-12:30, GS by 12 2nd-11:07.

Score tied - 6 times.
Lead changed - 2 times.

SCOUTING UALR

- Like A-State, UALR is coming off a narrow loss to Georgia Southern. The Trojans were dealt a 72-70 overtime loss by Georgia Southern on Saturday at the Jack Stephens Center. UALR led by nine points with less than five minutes to play, but Georgia Southern fought back to force overtime.
- Prior to the overtime loss to Georgia Southern, UALR had won back-to-back games for the first time since November. The Trojans defeated Texas State (69-61) and picked up a road win at Appalachian State (79-74) before Saturday's loss.
- UALR has seen nine different players score in double figures this season and seven different players have led the Trojans in scoring in 25 games. Statistically, Josh Hagins leads the team, averaging 12.0 points per game on 42 percent shooting. Roger Woods (11.7) is the only other player averaging double figures, but UALR has four players averaging five or more points per game.
- As a team, UALR shoots 41 percent from the field and 33 percent from beyond the arc. UALR is shooting 70 percent at the free throw line and pulls down an average of 35.2 rebounds per game. The Trojans average 10.9 turnovers per game and are plus 2.7 in turnover margin this season.
- UALR head coach Steve Shields is in his 12th season with the Trojans, leading UALR to a 189-175 record, 106-93 in conference play.

THE PACK COMES BACK

- A-State erased an 11-point deficit to come-from-behind and defeat Troy 64-55 on Jan. 24. With the victory, A-State has three wins this season after trailing by 10 or more points in that game. The Red Wolves trailed by 12 in the first half against Marshall, but came back to win. In the Sun Belt Conference opener at South Alabama, A-State trailed by 11 with 16:36, but forced overtime and came away with a 63-60 victory. The Red Wolves trailed Troy 38-27 with 18:08 remaining and left with a 64-55 victory.
- The Red Wolves have erased nine-point second half deficits in two games this season, earning a win at Niagara and an overtime win on the home floor against Texas State.
- Under head coach John Brady, A-State has erased seven second half deficits of 10 or more points, including two this season.

Date	Opponent	Streak	Result
12/30/14	at South Ala.	L5	W, 63-60 OT
1/3/2015	App. State	L4	L, 73-74
1/5/15	at ULM	L2	L, 61-70
1/10/15	at UT-Arlington	L2	L, 50-77
1/15/15	at App. State	L3	W, 59-50
1/22/15	at UL Lafayette	L3	L, 59-96
1/24/15	at Troy	L2	W, 64-55

STAT TRENDS

- A-State is 9-3 this season when grabbing 35 or more rebounds. The two losses with came against Toledo (73-65), UALR (75-65) and Georgia Southern (65-60). A-State is 6-1 overall and in each of A-State's SBC wins the Red Wolves pulled down 40 or more rebounds.
- The Red Wolves are 8-4 on the season when having fewer three-point attempts in the second half than in the first half. Further, in the 12 games in which A-State has fewer three-point attempts in the second half, the Red Wolves have outscored their opponents 406-366 in the second half alone. In the first half of those games, A-State has been outscored 421-356.
- The Red Wolves are 8-5 when 25 or more of their points are inside the painted area. A-State is 8-5 this season when opponents score 30 or fewer points in the paint.
- The Red Wolves are 6-2 this season when earning a trip to the free throw line more than their opponents.
- A-State is 7-4 this season when Anthony Livingston sinks three or more free throws.

A COMMON THEME

- A-State enters Thursday's game with a 4-10 mark in league play and a few stats stand out when finding what went right for the four wins.
- The Red Wolves are 4-1 in league play when grabbing 40 or more rebounds. A-State is 4-1 in league play when reaching 50 points before their opponent, 8-2 on the season. The lone loss came to Appalachian State on Jan. 3.
- When opponents shoot 40 percent or below from the floor, A-State sports a 7-1 record on the year and 4-1 in league play. Georgia State (35.8 percent) is the only foe to shoot below 45 percent and defeat the Red Wolves.

EXTRA TIME

- A-State is 2-0 in overtime this season, both wins coming in league play against South Alabama and Texas State. The Red Wolves are 8-9 in overtime games under head coach John Brady.
- The Red Wolves have won three-straight games in overtime dating back to the four overtime thriller against UALR in the Sun Belt Conference Tournament last year. A-State's last overtime loss came at the hands of Georgia State on March 4 at the Convocation Center.

FEBRUARY OF LOVE

- A-State played 11 games in January for the first time since the 1986-87 season. The Red Wolves will love February though, playing six games, the fewest since the 2001-02 season and fewest of any year dating back to 1959-60.
- Dating back to the 1961-62 season, A-State has a 216-220 record in February. The ledger includes a 143-78 mark on the home floor, a 71-140 record on the road and a 2-2 mark in neutral site games. A-State had won 13-straight on the home floor in February dating back to a 64-57 loss to Troy on February 27, 2010 before the 69-64 loss to Troy on Feb. 5.
- Under head coach John Brady, A-State is 22-24 in February with an impressive 15-5 record at the Convocation Center. The Red Wolves are 7-19 on the road in February, going 2-1 last season.

KEEP CALM AND TRAVEL A LOT

- The Red Wolves have put a lot of mileage on their bodies this season, having traveled 13,094 miles to date. A-State is scheduled to travel 14,372 miles on the season.
- In conference play, the Red Wolves have logged 6,510 miles, including a trip of 1,704 miles to Georgia Southern last week. With trips to UALR and Texas State remaining on the schedule, A-State has 1,278 miles to cover in league play.
- The Red Wolves non-conference schedule included a 2,302 mile journey to Niagara and A-State covered 2,578 miles in their road trip to play at Purdue and Toledo. In the non-conference slate, A-State traveled 4,880 miles.
- A-State will have traveled more than halfway around the Earth, 14,372 miles of 24,859 miles.

ROAD SUCCESS

- Although the travel has been heavy, the 2014-15 Red Wolves are on the hunt for the single-season record of eight road wins set in the 1973-74 season.
- A-State is 6-7 on the road thus far, picking up a sixth road win at Troy on January 24.
- Last year, A-State was 7-7 on the road, just shy of tying the mark.

NUMBERS NEVER LIE?

- The Red Wolves have a 6-7 road record, but have struggled on the home floor to a 3-7 mark. A look at the home-road splits, the statistics do not necessarily back up the record.

HOME		HOME-ROAD SPLITS	ROAD	
SBC	Overall	Stat	Overall	SBC
1-5	3-7	Record	6-7	3-5
65.8	68.8	Points Per Game	60.0	57.4
70.7	68.8	Points Per Game (DEF)	67.7	68.4
41.0	43.1	Field Goal %	38.7	36.0
42.8	41.7	Field Goal % (DEF)	42.3	43.2
34.9	36.5	3-Point FG %	30.0	27.0
41.4	36.8	3-Point FG % (DEF)	28.6	27.7
75.7	74.0	Free Throw %	66.4	67.9
32.3	34.9	Rebounds Per Game	35.5	35.6
11.5	11.5	Assists Per Game	10.9	9.5
13.7	13.9	Turnovers Per Game	13.2	13.4
3.3	3.2	Blocks Per Game	3.2	3.1
6.2	5.7	Steals Per Game	5.2	4.9

SUN BELT CONFERENCE GAMES

- The Red Wolves are 200-200 (.500) since joining the Sun Belt Conference (SBC) in the 1991-92 season, which includes a season-best 14-4 (.778) mark in the 1997-98 campaign.
- A-State sports a 129-68 (.655) record at home and is 71-131 (.351) on the road in Sun Belt action.
- A-State head coach John Brady has registered a 59-61 (.492) record in Sun Belt Conference contests since his arrival in the 2008-09 season, which consists of a 40-18 (.690) home ledger and a 19-43 (.306) away mark.

BENCH PRODUCTION

- The Red Wolves bench scored 20 points against UALR, the 12th time in 22 games that the bench reached double figures.
- A 21-point bench performance at ULL is the most that A-State has scored this season and the third time to top 20 points, versus Belhaven (20) and UALR (20).
- On the season, A-State's bench has been outscored 500-239, an average of 11.3 points per game.
- A-State is 4-1 on the season when the bench is even or outscores the opponent.

DOUBLE-DOUBLE LIVINGSTON

- Sophomore forward Anthony Livingston has posted six double-doubles in the last nine games and earned Sun Belt Conference Player of the Week honors for his performances against Appalachian State and Texas State.
- With 11 double-doubles, Livingston is closing in on the most in a single-season dating back to the 2005-06 season. Brandon Peterson had 12 double-doubles in the 2012-13 season and Isaac Wells had 12 in the 2005-06 campaign.

DID YOU KNOW

- The Red Wolves have gone 122-straight games hitting a three-pointer. The last time A-State didn't hit a shot from behind the arc was Feb. 24, 2011 when North Texas held the Red Wolves 0-8 from three at the Convocation Center. A-State would win the game without needing a three-point make, 63-47.
- A-State has gone 579 games since losing a game in which it scored 90 or more points. The loss came in the 1995-96 campaign, a 101-93 loss at Jacksonville on January 22, 1996.

A-STATE STAT RANKINGS

TEAM	No.	NCAA	SBC	INDIVIDUAL (SBC Top 15 Only)			
Scoring	63.8	262	9				
Scoring Defense	68.2	224	5	Anthony Livingston	No.	NCAA	SBC
Scoring Margin	-4.3	282	10	Scoring	14.6	219	8
FG Percentage	40.6	295	10	Rebounding	9.4	27	2
FG Percentage Defense	42.0	134	6	Blocks Per Game	1.09	227	6
3FG Made Per Game	5.9	213	8	Offensive Rebounds Per	2.35	179	7
3FG Percentage	32.9	228	7	Defensive Rebounds Per	7.09	12	2
3FG Percentage Defense	32.2	93	6	Minutes Per Game	35.6	55	5
FT Percentage	70.0	139	7				
Rebounds Per Game	35.26	142	6	Cameron Golden	No.	NCAA	SBC
Rebound Margin	-2.1	267	11	Scoring	14.2	N/A	10
Offensive Rebounds	10.65	181	8	Assists Per Game	2.7	N/A	15
Defensive Rebounds	24.61	107	5	Steals Per Game	1.7	118	7
Assists Per Game	11.2	271	9	3FG Made Per Game	2.3	119	5
Assist/Turnover Ratio	0.83	282	8	Minutes Per Game	35.7	53	4
Blocks Per Game	3.2	196	6				
Steals Per Game	5.4	274	7	Sean Gardner	No.	NCAA	SBC
Turnovers Per Game	13.5	249	7	Scoring	13.1	N/A	14
Turnover Margin	-1.3	264	8	3FG Percentage	36.8	N/A	9
				3FG Made Per Game	2.2	162	7
				PJ Hardwick	No.	NCAA	SBC
				Assists Per Game	5.4	31	1
				Assist/Turnover Ratio	2.2	78	2

ON THIS DATE

A-State carries a 5-9 record on this date since 1960. The Red Wolves last played on Feb 19 in 2011, winning at Troy 71-63. A-State is 2-5 on the road on Feb. 19 and 1-0 against UALR on this date (2000, 93-85).

Season	Opponent	Score	W-L
2010-11	at Troy	71-63	W
2008-09	at New Orleans	63-73	L
2003-04	Middle Tennessee	69-70	L
1999-00	UALR	93-85	W
1997-98	Jacksonville	87-70	W
1993-94	Western Kentucky	51-73	L
1986-87	Lamar	57-56	W
1982-83	at North Texas	63-66	L
1975-76	at Lamar	71-83	L
1972-73	Louisiana-Lafayette	78-109	L
1971-72	at Lamar	71-87	L
1967-68	Kentucky Wesleyan	62-73	L
1965-66	at Saint Louis	64-87	L
1961-62	at Austin Peay	74-73	W

SUN BELT STANDINGS












Team	Conference		Overall					
	W-L	PCT	W-L	PCT	Home	Road	PF	PA
ULM	12-3	.800	18-8	.692	11-2	7-4	65.7	60.1
Georgia Southern	11-3	.786	18-5	.783	11-1	7-4	70.6	60.1
Georgia State	10-4	.714	17-8	.680	9-1	6-7	72.0	63.3
UT Arlington	8-6	.571	14-10	.583	7-4	7-6	71.7	70.3
Louisiana Lafayette	8-7	.533	14-12	.538	9-3	4-8	78.9	72.0
South Alabama	7-8	.467	9-17	.346	6-7	3-10	69.2	73.2
Appalachian State	6-8	.429	9-14	.391	4-4	5-10	63.8	70.5
Texas State	5-10	.333	11-13	.458	7-6	4-7	62.4	59.6
UALR	5-10	.333	10-15	.400	7-7	2-7	69.0	70.7
Arkansas State	4-10	.286	9-14	.391	3-7	6-7	63.8	68.2
Troy	4-11	.267	9-15	.375	6-7	3-8	66.9	68.8

SUN BELT POW

Sun Belt Players of the Week

Nov. 18.....Tylor Ongwae, ULM
 Nov. 25.....Frank Eaves, Appalachian State
 Dec. 2.....R.J. Hunter, Georgia State
 Dec. 9.....Kevin Thomas, Troy
 Dec. 16.....Shawn Long, UL-Lafayette
 Jan. 5.....Shawn Long, UL-Lafayette
 Jan. 12.....Marvin Williams, ULM
Jan. 19.....Anthony Livingston, Arkansas State
 Jan. 26.....Frank Eaves, Appalachian State
 Feb. 2.....Ryan Harrow, Georgia State
 Feb. 9.....Tylor Ongwae, ULM
 Feb. 16.....Ken Williams, South Alabama
 Feb. 23.....
 March 2.....
 March 9.....

SUN BELT MATCHUPS

	APP	UALR	ASU	GASO	GSU	ULL	ULM	USA	UTA	TXST	TROY
	-	UALR 64-46 UALR 79-74	APP 74-73 ASU 59-50	GASO 83-46 Feb 26 (APP)	APP 74-69 Feb 21 (GSU)	ULL 80-64 ULL 81-66	ULM 69-58 Feb 28 (APP)	USA 104-95 APP 64-53	Feb 19 (UTA) Mar 7 (APP)	APP 64-58 Mar 5 (APP)	APP 69-64 APP 65-62
	UALR 64-46 UALR 79-74	-	UALR 75-65 Feb. 19 (UALR)	GASO 76-61 GASO 72-70	GSU 82-69 Feb 26 (UALR)	ULL 83-79 Mar 5 (ULL)	ULM 64-52 ULM 77-61	USA 72-69 USA 66-64	UTA 75-68 Feb 28 (UTA)	TXST 77-74 UALR 69-61	UALR 73-65 Feb 21 (TROY)
	APP 74-73 ASU 59-50	UALR 75-65 Feb. 19 (UALR)	-	GASO 73-61 GASO 65-60	GSU 60-54 GSU 74-43	ULL 96-59 Mar 7 (ASU)	ULM 70-61 Feb 21 (ASU)	ASU 63-60 Mar 5 (ASU)	UTA 77-50 Feb 26 (ASU)	ASU 78-73 Feb 28 (TXST)	ASU 64-55 TROY 69-64
	GASO 83-46 Feb. 26 (APP)	GASO 76-61 GASO 72-70	GASO 73-61 GASO 65-60	-	GASO 58-54 Mar 7 (GSU)	GASO 78-70 Feb. 28 (ULL)	GASO 57-53 ULM 71-68	GASO 81-73 Feb 21 (GASO)	UTA 62-61 Mar 5 (GASO)	GASO 40-36 GASO 45-43	TROY 75-71 Feb 19 (GASO)
	APP 74-69 Feb. 21 (GSU)	GSU 82-69 Feb. 26 (UALR)	GSU 60-54 ULL 74-43	GASO 58-54 Mar 7 (GSU)	-	ULL 84-80 GSU 75-64	GSU 65-45 Mar 5 (ULM)	GSU 65-54 Feb. 19 (GSU)	GSU 83-62 GSU 88-74	TXST 77-74 GSU 53-41	GSU 77-72 Feb 28 (TROY)
	ULL 80-64 ULL 81-66	ULL 83-79 Mar 5 (ULL)	ULL 96-59 Mar 7 (ASU)	GASO 78-70 Feb 28 (ULL)	ULL 84-80 GSU 75-64	-	ULM 57-55 ULM 67-55	USA 89-82 USA 89-85	UTA 84-69 Feb 21 (UTA)	ULL 72-63 Feb 19 (ULL)	ULL 91-64 ULL 84-80
	ULM 69-58 Feb. 28 (APP)	ULM 64-52 ULM 77-61	ULM 70-61 Feb 21 (ASU)	GASO 57-53 ULM 71-68	GSU 65-45 Mar 5 (ULM)	ULM 57-55 ULM 67-55	-	ULM 67-61 Feb 26 (USA)	ULM 76-73 UTA 61-57	ULM 62-59 Mar 7 (ULM)	ULM 63-54 ULM 58-55
	USA 104-95 APP, 64-53	USA 72-69 USA 66-64	ASU 63-60 Mar 5 (ASU)	GASO 81-73 Feb 21 (GASO)	GSU 65-54 Feb. 19 (GSU)	USA 89-82 USA 89-85	ULM 67-61 Feb 26 (USA)	-	UTA 99-87 USA 97-91	TXST 82-71 TXST 63-43	USA 71-67 Mar 7 (USA)
	Feb 19 (UTA) Mar 7 (APP)	UTA 75-68 Feb. 28 (UTA)	UTA 77-50 Feb 26 (ASU)	UTA 62-61 Mar 5 (GASO)	GSU 83-62 GSU 88-74	UTA 84-69 Feb 21 (UTA)	ULM 76-73 UTA 61-57	UTA 99-87 USA 97-91	-	UTA 66-55 UTA 70-61	TROY 71-66 Feb 26 (TXST)
	APP 68-64 Mar 5 (APP)	TXST 77-74 UALR 69-61	ASU 78-73 Feb 28 (TXST)	GASO 40-36 GASO 45-43	TXST 77-74 GSU 53-41	ULL 72-63 Feb 19 (ULL)	ULM 62-59 Mar. 7 (ULM)	TXST 82-71 TXST 63-43	UTA 66-55 UTA 70-61	-	TXST 57-46 Feb 26 (TXST)
	APP 69-64 APP 65-62	UALR 73-65 Feb 21 (TROY)	ASU 64-55 TROY 69-64	TROY 75-71 Feb 19 (GASO)	GSU 77-72 Feb 28 (TROY)	ULL 91-64 ULL 84-80	ULM 63-54 ULM 58-55	USA 71-67 Mar 7 (USA)	TROY 71-66 TROY 55-54	TXST 57-46 Feb 26 (TXST)	-

BOLD in each cell indicates home game for team in column header
 Games on Feb. 12 in gray box

STAT CHECK

A-STATE's RECORD WHEN.....	OVR	SBC
At Home	3-7	1-5
On Road	6-7	3-5
Leading at halftime	4-4	1-2
Trailing at halftime	5-9	3-8
Tied at halftime	0-1	0-0
Shoot higher FG% than opp.	8-3	3-1
Shoot lower FG% than opp.	1-11	1-9
Shoot equal FG% with opp.	0-0	0-0
Shoot 40% or better	6-8	2-5
Shoot lower than 40%	3-6	2-5
Opp. shoot 40% or better	2-13	0-9
Opp. shoot lower than 40%	7-1	4-1
Shoot higher 3FG% than opp.	6-6	3-4
Shoot lower 3FG% than opp.	3-7	1-6
Shoot equal 3FG% with opp.	0-1	0-0
Shoot 35% or better from 3	5-5	2-3
Shoot lower than 35% from 3	4-9	2-7
Opp. shoot 35% or better from 3	4-8	2-6
Opp. shoot lower than 35% from 3	5-6	2-4
Score fewer than 60 pts	1-6	1-4
Score 60-69 pts	5-6	2-5
Score 70-79 pts	2-2	1-1
Score 80 or more pts	1-0	0-0
Opp. score fewer than 60 pts	5-0	2-0
Opp. score 60-69 pts	3-4	1-3
Opp. score 70-79 pts	1-8	1-6
Opp. score 80 or more pts	0-2	0-1
Games decided by 6 or fewer pts	3-6	2-4
Overtime games	2-0	2-0
More free throw attempts than opp.	6-2	3-1
Fewer free throw attempts than opp.	3-12	1-9
15-plus free throw attempts	8-8	4-6
More rebounds than opp.	6-3	1-2
Fewer rebounds than opp.	3-10	3-8
Equal rebounds with opp.	0-1	0-0
More than 40 rebounds	6-1	4-1
Less than 40 rebounds	3-13	0-9
Fewer turnovers than opp.	4-3	2-3
More turnovers than opp.	5-10	2-7
Equal turnovers as opp.	0-1	0-0
7 or more assists	9-11	4-8
7 or more steals	5-2	3-2
5 or more blocks	2-2	1-2
More points in the paint	6-1	3-1
Fewer points in the paint	2-13	1-9
Equal points in the paint	1-0	0-0
More 2nd chance points	3-2	1-1
Fewer 2nd chance points	6-12	3-9
Equal 2nd chance points	0-0	0-0
More bench points	3-0	1-0
Fewer bench points	5-12	2-9
Equal bench points	1-2	1-1
November	0-2	0-0
December	6-2	1-0
January	3-8	3-8
February	0-2	0-2
March		

FOR STARTERS

	1	2	3	4	5	Record
>>	Golden	Foster	Gardner	Livingston	Downs	0-2
>>	Hardwick	Golden	Gardner	Livingston	Downs	2-3
>>	Hardwick	Golden	Gardner	Livingston	Bocoum	4-5
>>	Hardwick	Golden	Gardner	Livingston	Waters	3-3
>>	Golden	Foster	Gardner	Livingston	Bocoum	0-1

SUPERLATIVES

2014-15 Season Margin of Victory/Defeat																															
Margin	1	2	3	4	5	6	7	8	9	10	11	12	13	14	15	16	17	18	19	20	21	22	23	24	25	25+	30+	35+			
Victory	-	-	1	-	2	-	-	-	3	-	-	-	-	1	-	-	-	1	-	-	-	-	-	-	-	1	-	-			
Defeat	1	1	-	-	3	1	-	1	1	1	-	1	-	-	-	-	-	-	-	-	1	-	-	-	-	1	-	2			
Under Head Coach John Brady (Since 2008-09)																															
Margin	1	2	3	4	5	6	7	8	9	10	11	12	13	14	15	16	17	18	19	20	21	22	23	24	25	25+	30+	35+			
Victory	4	7	7	3	6	6	4	7	7	3	2	4	2	7	4	3	4	3	2	1	-	-	1	5	3	4	1	9			
Defeat	7	7	7	7	9	4	15	4	5	2	2	3	5	2	4	-	-	1	4	1	1	1	2	2	-	4	2	4			
Most First Half Points																Most Second Half Points															
A-State						42				at Toledo						A-State						57				vs Belhaven					
Opponent						52				at Purdue						Opponent						52				vs UT Martin					
Fewest First Half Points																Fewest Second Half Points															
A-State						18				at Georgia State						A-State						23				vs Lamar					
Opponent						23				vs UT Martin						Opponent						20				at South Alabama					
Largest Halftime Lead																Largest Margin of Victory															
A-State						16				vs UT Martin						A-State						27				vs Belhaven					
Opponent						34				at Purdue						Opponent						41				at Purdue					

PLAYER MILESTONES

Points* Leader	SEA	CAR	10+ Rebounds	SEA	CAR	Double-Doubles	SEA	CAR
Anthony Livingston	11	11	Anthony Livingston	11	11	Anthony Livingston	11	11
Cameron Golden	5	11	Nouhoum Boucoum	2	2	Nouhoum Boucoum	2	2
Sean Gardner	5	5				PJ Hardwick	1	1
PJ Hardwick	1	1	15+ Rebounds	SEA	CAR			
Nouhoum Bocoum	1	1	Anthony Livingston	3	3			

Rebounds* Leader	SEA	CAR	10+ Assists	SEA	CAR
Anthony Livingston	17	17	PJ Hardwick	2	2
Nouhoum Boucoum	3	3			
Cameron Golden	1	1	Dunks	SEA	CAR
PJ Hardwick	1	1	Charles Waters	10	10
Charles Waters	1	1	Sean Gardner	4	4
Sean Gardner	1	1	Kelvin Downs	2	8
Kelvin Downs	1	1	Anthony Livingston	1	1
			Cameron Golden	-	1

Assists* Leader	SEA	CAR	3-Point Plays	SEA	CAR
PJ Hardwick	15	15	Anthony Livingston	5	5
Cameron Golden	7	29	C.J. Foster	3	3
Anthony Livingston	2	2	Nouhoum Bocoum	3	3
Sean Gardner	1	1	Kelvin Downs	2	5
Daijon Macklien	1	1	Cameron Golden	1	7
			Sean Gardner	1	1
			Charles Waters	1	1
			PJ Hardwick	1	1
			Daijon Macklien	1	1

10+ Points	SEA	CAR	4-Point Plays	SEA	CAR
Anthony Livingston	20	20	Sean Gardner	1	1
Cameron Golden	18	39	Cameron Golden	-	1
Sean Gardner	14	14			
Nouhoum Boucoum	7	7			
PJ Hardwick	5	5			

20+ Points	SEA	CAR
Anthony Livingston	6	6
Cameron Golden	4	5
Sean Gardner	4	4

* Game leaders includes ties
SEA - Season CAR - Career

Athletics Media Relations

ARKANSAS STATE UNIVERSITY

P.O. Box 1000

State University, Ark. 72467

Telephone – (870) 972-2541, Fax – (870) 972-

3367, Press Row – (870) 972-2541

Athletics Website – AStateRedWolves.com

MBB Contact – Mark Taylor,

Assistant Athletics Media Relations Director

(870) 219-5705 / martaylor@astate.edu

Jerry Scott, Assistant Athletics Director/

Athletics Media Relations Director

(870) 972-3405 / jscott@astate.edu

Chris Graddy,

Assistant Athletics Media Relations Director

(870) 972-2707 / cgraddy@astate.edu

MEDIA INFORMATION

CREDENTIALS

Working press credentials can be requested by contacting Mark Taylor at (870) 972-3547 or via email at martaylor@astate.edu. Full season and single-game credentials will be mailed whenever possible. If not, they will be left at the Media Will Call table located on the lower level to the left of the green entrance of the A-State Convocation Center.

MEDIA ROOM

Enter the media room from the lower level, beneath the blue portal. Please do not attempt to access the media room from the entrance beneath the yellow portal. Game notes, flipcards and refreshments will be provided to credentialed media.

POST-GAME INTERVIEWS

The A-State locker room is closed to all media members. Head coach John Brady and requested assistant coaches and players will be available for interviews following a brief cooling off period. At A-State's home games, all post-game coach and player interviews will be in the media room.

PRACTICE COVERAGE

A-State men's basketball practices are closed to the media with the exception of the last 10 minutes of practice. Players and coaches are available for interviews following practice. Please contact Mark Taylor in the A-State Athletics Media Relations office prior to practice to arrange interviews. Please be respectful during practice, no food or loud conversation and silence your cell phones.

BASKETBALL GAME NOTES/RELEASES

All Red Wolves men's basketball game notes can be obtained as a PDF document via the A-State Athletics official website at AStateRedWolves.com. To be added to the email broadcast for men's basketball releases, contact Mark Taylor in the A-State Athletics Media Relations office at martaylor@astate.edu. Game notes will be made available at least 24 hours prior to the next scheduled A-State men's basketball game and a post-game recap will be distributed within two hours following a game's conclusion.

HEAD COACH JOHN BRADY



A proven winner in the collegiate coaching ranks, John Brady's vision of taking the Arkansas State men's basketball program to the highest competitive level nationally has made the two entities a perfect match.

Brady has certainly become accustomed to success throughout his distinguished coaching career as evidenced by a Final Four appearance and 380 career

victories.

The past two seasons (2012-13 and 2013-14) clearly illustrate Brady's success as A-State has compiled back-to-back 19-win seasons to represent the Red Wolves' most single-season victories since 1997-98 campaign. The 2012-13 team posted a 19-12 overall mark and claimed a Sun Belt Conference (SBC) West Division Championship title while the 2013-14 squad registered a 19-13 overall record.

A new era in A-State men's basketball history began on March 19, 2008 when Brady was announced as the Red Wolves' 15th head coach in the program's history.

Brady has wasted little time making a positive impact on the A-State program as in his initial three years at the helm, he turned the Red Wolves into a success story on the court by capturing a share of the Sun Belt Conference's Western Division Championship title in 2010-11 along with compiling double-digit SBC wins back-to-back for the first time in nearly 20 years and going 13-0 at home.

During his first season with the Red Wolves, Brady helped lead A-State to one of the best starts in program history and achieved the No. 22 ranking on Collegeinsider.com's Top 25 poll.

Brady would take the Red Wolves a step further in his second season (2009-10), improving their record to 17-14 while making a Sun Belt Conference Tournament Semifinal appearance and finishing second in the SBC's West Division. For his efforts, Brady was named Sun Belt Coach of the Year and the District VII Coach of the Year by the USBWA.

For the 2009-10 season, A-State registered an 11-7 SBC record which signified its best conference mark since the 2006-07 campaign when A-State achieved an identical league mark. A-State's 11 wins represented the seventh time in which the Red Wolves compiled a double-digit league victories total since joining the Sun Belt. A-State would then duplicate its SBC wins in the 2010-11 season by finishing with an 11-5 conference ledger.

Prior to Arkansas State, Brady spent 10-plus seasons serving as LSU's head coach. During his tenure at the school, Brady guided the Tigers to six post-season berths, two Southeastern Conference (SEC) Championship crowns and three SEC Western Division titles. With his success, Brady was tabbed as the SEC Coach of the Year twice (1999-00 and 2005-06).

Brady's 16-year tenure as a head coach at both LSU and Samford in Birmingham, Alabama, has been decorated with achievements. He has coached a combined 25 All-TAAC and SEC selections, 48 academic all-conference choices, posted 11 winning seasons and collected five division championships. Brady compiled up the third most wins in LSU history with 192 and left Samford after the 1996-97 season as the Bulldog's all-time leader in coaching victories (89) as well.

Brady quickly turned around an LSU's men's basketball program that had suffered four consecutive losing seasons prior to his arrival, leading the Tigers to a 28-6 record, an SEC Championship and an NCAA Sweet 16 appearance in just his third season (1999-00) at the helm. Under Brady's direction, the Tigers recorded six consecutive winning seasons from 2001-02 to 2006-07 while making three trips to the NCAA Tournament and two more to the NIT. The 2005-06 campaign saw LSU post a 27-9 overall record and advance to the Final Four for the first time in 20 years.

Not only did Brady coach the Tigers to 23 wins versus ranked opponents, he also led them to victories over two teams ranked No. 1 in the Associated Press Poll (Arizona in 2002-03 and Duke in 2005-06).

Additionally, he orchestrated a 19-game home winning streak over SEC opponents, the third longest stretch in LSU history.

While at LSU, Brady coached two NBA Lottery picks and six current NBA players. The Tigers signed nine Parade All-Americans and four McDonald All-Americans under Brady, who also coached three SEC Players of the Year, four players named SEC Freshman of the Year, one SEC Scholar-Athlete of the Year and 17 All-SEC selections.

Prior to taking over the reigns at LSU, Brady served as Samford's head coach from 1991-92 through 1996-97. He quickly turned around a Samford program, which was coming off six straight losing seasons, by guiding the Bulldogs to a 17-10 overall record in just his second season. Brady went on to lead Samford to three consecutive winning seasons (1995-97) for the first time since 1982-84, culminating in a 19-9 overall record and division crown in 1997. SU placed first in the Trans America Athletic Conference's (TAAC) West Division in each of Brady's final two seasons for the first time in program history.

Brady's four winning seasons at Samford represented the first for any coach at the school. He directed SU to an 89-77 record after the Bulldogs went 27-83 the four seasons prior to his initial year. Brady coached eight All-TAAC and 14 Academic All-TAAC student-athletes over six seasons at Samford.

A native of McComb, Miss., native, Brady earned his bachelor's degree from Belhaven College in 1976. He was a three-year starter at BC and scored over 1,000 career points. Brady, a two-time All-Southern States Conference selection, was inducted into his alma mater's Hall of Fame.

Brady began his coaching career as a graduate assistant for the Mississippi State men's basketball program where he earned his master's degree from 1976-77. Brady took his first head coaching position in 1977 at Louisiana's Crowley High School and led the basketball squad to a 129-49 (.725) overall record in five seasons. He was honored as the 1981 Louisiana Sports Writers Association Class 3-A Coach of the Year.

Brady returned to the college coaching ranks in 1982 as an assistant coach at Mississippi State. He spent eight years with the Bulldogs, the first four seasons under coach Bob Hoyt and the proceeding four as a chief recruiter for coach Richard Williams. Following his tenure at MSU, Brady returned to Louisiana to serve as an assistant coach at the University of New Orleans. Brady helped lead UNO to a NCAA Tournament berth in his only season with the Privateers.

BRADY'S YEAR-BY-YEAR AT A-STATE

SEASON	OVERALL			CONFERENCE			FINISH
	W	L	Pct.	W	L	Pct.	
2008-09	13	17	.434	5	13	.278	7th-West
2009-10	17	14	.548	11	7	.611	2nd-West
2010-11	17	15	.531	11	5	.687	WD Champs
2011-12	14	20	.412	6	10	.375	5th-West
2012-13	19	12	.633	12	8	.600	WD Champs
2013-14	19	13	.594	10	8	.556	4th
2014-15	9	14	.391	4	10	.286	
TOTALS	108	105	.507	59	61	.492	

WD – West Division Champions

BRADY'S A-STATE RECORD BREAKDOWN

MONTH	OVERALL	HOME	AWAY	NEUTRAL
NOVEMBER	18-18	10-4	8-10	0-4
DECEMBER	31-21	21-5	10-16	0-0
JANUARY	31-31	22-11	9-20	0-0
FEBRUARY	22-25	15-6	7-19	0-0
MARCH	6-10	1-2	0-3	5-5
CAREER TOTAL – 108-105				
HOME – 69-28;				
AWAY – 34-68;				
NEUTRAL – 5-9				

THE LAST TIME

A TEAM SCORED 100+ POINTS IN A GAME

A-State116 vs UALR (W 116-114 4OT), 3-14-14
Opp.114 by UALR (W, 116-114 4OT), 3-14-14

A TEAM SCORED 50 OR FEWER POINTS IN A GAME

A-State43 at Georgia State (L 43-74), 1-31-15
Opp.50 by Appalachian State (W 59-50), 1-15-15

A TEAM SCORED 90+ POINTS IN CONVOCATION CENTER

A-State95 vs Belhaven (W 95-68), 12-6-14
Opp.98 by Troy (L 84-98), 2-1-14

A TEAM SCORED 60 OR FEWER POINTS IN CONVOCATION CENTER

A-State58 vs Lamar (L 58-63), 11-25-14
Opp.60 by Georgia State (L 54-60), 1-19-15

A TEAM SCORED 90 POINTS IN A LOSS

A-State93 at Jacksonville (L 93-101), 1-22-96
Opp.111 by UALR (W, 116-114 4OT), 3-14-14

A TEAM SCORED 60 OR FEWER POINTS IN A VICTORY

A-State59 at Appalachian State (W 59-50), 1-15-15
Opp.60 by Georgia State (L 54-60), 1-19-15

A TEAM HAD 5+ PLAYERS SCORE IN DOUBLE FIGURES

A-StateTownsel (32), Van Slyke (24), Reed (23), Johnson III (19), Washington (11)
.....vs UALR (W 116-114 4OT), 3-4-14
Opp.Isler (25), White (20), Hagins (17), Smith (14), Isom (14), Hill (12)
.....by UALR (W 116-114 4OT), 3-4-14

A TEAM WON A GAME BY 25+ POINTS

A-State27 vs Belhaven (W 95-68), 12-6-14
Opp.31 by Georgia State (L, 43-74), 1-31-15

A TEAM WON A GAME BY 50+ POINTS

A-State81 vs Central Baptist (W 120-39), 12-28-10
Opp.52 by Saint Louis (L 38-90), 00-00-47

A TEAM WON AN OVERTIME GAME

A-State78-73 vs Texas State, 1-17-15
Opp.76-79 vs Georgia State, 3-4-14

A TEAM WON A 2+ OVERTIME GAME

A-State116-114 (4OT) vs UALR, 3-14-14
Opp.77-82 (2OT) at Western Kentucky, 1-18-14

A TEAM SHOT 60% FG IN A GAME

A-State60.0 (27-45) at ULM, 2-16-13
Opp.62.5% (35-56) by Lamar, 11-30-13

A TEAM SHOT 30% OR WORSE FG IN A GAME

A-State20.4% (10-49) at Georgia State, 1-31-15
Opp.29.3 (17-58) by Appalachian State, 1-15-15

A TEAM MADE 12+ 3-POINT FG IN A GAME

A-State13 vs Belhaven, 12-6-14
Opp.14 by Troy, 1-9-14

A TEAM DID NOT MAKE A 3-POINT FG IN A GAME

A-Statevs North Texas (0-8), 2-24-11
Opp.Florida Atlantic (0-10), 1-26-13

A TEAM SHOT 60% 3-POINT FG IN A GAME (MIN. 10)

A-State63.6% (14-22) at Texas State, 1-4-14
Opp.61.5% (8-13) by North Texas, 3-5-12

A TEAM MADE 30+ FREE THROWS IN A GAME

A-State33 (33-47) vs UALR, 3-14-14
Opp.34 (34-40) by UALR, 3-14-14

A TEAM MADE 5 OR FEWER FREE THROWS IN A GAME

A-State4 (4-6) vs Toledo, 12-17-13
Opp.5 (5-15) by Georgia Southern, 2-12-15

A TEAM ATTEMPTED 40+ FREE THROWS IN A GAME

A-State47 vs UALR, 3-14-14
Opp.40 by UALR, 3-14-14

A TEAM SHOT 90% OR BETTER FREE THROWS IN A GAME

A-State92.9% (13-14) vs Appalachian State, 1-3-15
Opp.90.5% (19-21) by UALR, 3-1-14

A TEAM SHOT 40% OR WORSE FREE THROWS IN A GAME

A-State33.3% (6-18) at Louisville, 11-22-11
Opp.33.3% (5-15) by Georgia Southern, 2-12-15

A TEAM HAD 20+ OFFENSIVE REBOUNDS IN A GAME

A-State21 vs Austin Peay, 12-16-12
Opp.27 by UALR, 3-14-14

A TEAM HAD 5 OR FEWER OFFENSIVE REBOUNDS IN A GAME

A-State5 vs Georgia Southern, 1-8-15
Opp.5 by Georgia State, 3-15-14

A TEAM HAD 30+ DEFENSIVE REBOUNDS IN A GAME

A-State30 at Georgia Southern, 2-12-15
Opp.35 by Georgia State, 1-31-15

A TEAM HAD 50+ TOTAL REBOUNDS IN A GAME

A-State52 vs UALR, 1-25-14
Opp.57 by UALR, 3-14-14

A TEAM HAD 25 OR FEWER TOTAL REBOUNDS IN A GAME

A-State24 vs Troy, 2-5-15
Opp.24 by Belhaven, 12-6-14

A TEAM OUT-REBOUNDED ITS OPPONENT BY 15+

A-State23 (47-24) vs Belhaven, 12-6-14
Opp.16 (24-40) vs Troy, 2-5-15

A TEAM HAD 20+ ASSISTS IN A GAME

A-State21 at Texas State, 1-4-14
Opp.20 by Louisiana-Lafayette, 1-22-15

A TEAM HAD 7 OR FEWER ASSISTS IN A GAME

A-State6 at Georgia State, 1-31-15
Opp.7 by South Alabama, 12-30-14

A TEAM COMMITTED 20+ TURNOVERS IN A GAME

A-State21 at Nebraska, 12-14-13
Opp.20 by Troy, 2-5-15

A TEAM COMMITTED 7 OR FEWER TURNOVERS IN A GAME

A-State4 vs Lyon, 2-25-14
Opp.7 by UALR, 1-29-14

A TEAM HAD 15+ STEALS IN A GAME

A-State19 vs Austin Peay, 12-16-12
Opp.15 by Nebraska, 12-14-13

A TEAM DID NOT HAVE A STEAL IN A GAME

A-State0 vs Georgia State, 3-15-14
Opp.0 by Florida Atlantic, 1-26-13

A TEAM HAD 5+ BLOCKS IN A GAME

A-State5 vs Georgia State, 1-19-15
Opp.6 by South Alabama, 12-30-14

A TEAM DID NOT BLOCK A SHOT IN A GAME

A-State0 vs UT Martin, 11-17-14
Opp.0 by UALR, 1-29-14

A TEAM COMMITTED 30+ FOULS IN A GAME

A-State30 vs UALR, 3-2-13
Opp.33 by UALR, 3-14-14

A TEAM COMMITTED 10 OR FEWER FOULS IN A GAME

A-State7 vs ULM, 1-19-13
Opp.8 by Toledo, 12-17-13

A TEAM HAD TWO PLAYERS DISQUALIFIED

A-StateNouhoum Bocoum and Kelvin Downs at South Alabama, 12-30-14
Opp.Cameron Naylor and Ethan Montalvo (Texas State), 1-17-15

A TEAM SCORED 50+ POINTS IN A HALF

A-State57 vs Belhaven (2nd Half), 12-6-14
Opp.51 by Louisiana-Lafayette (1st Half), 1-22-15

A TEAM HAD 20 OR FEWER POINTS IN A HALF

A-State18 at Georgia State (1st Half), 1-31-15
Opp.14 by Troy (1st Half), 2-23-13

THE LAST TIME

A TEAM SHOT 60% OR BETTER FG IN A HALF

A-State61.5% (16-26) vs Texas State (2nd Half), 1-17-15
Opp.66.7% (16-24) by ULM (2nd Half), 1-5-15

A TEAM SHOT 20% OR WORSE FG IN A HALF

A-State19.2% (5-26) at Georgia State (2nd Half), 1-31-15
Opp.18.2% (6-33) by UALR (2nd Half), 1-25-14

A TEAM MADE 7+ 3-POINTERS IN A HALF

A-State8 (8-15) vs Belhaven (2nd Half), 12-6-14
Opp.10 (10-11) by Louisiana-Lafayette (2nd Half), 1-22-15

A TEAM MADE 15+ FREE THROWS IN A HALF

A-State15 (15-21) vs UALR (2nd Half), 3-14-14
Opp.20 (20-24) by Georgia State (2nd Half), 1-31-15

A TEAM DID NOT MAKE A FREE THROW IN A HALF

A-State0 (0-0) at Western Kentucky (1st Half), 1-18-14
Opp.0 (0-0) by Georgia Southern (1st Half), 1-8-15

A TEAM DID NOT ATTEMPT A FREE THROW IN A HALF

A-State0 (0-0) at Western Kentucky (1st Half), 1-18-14
Opp.0 (0-0) by Georgia Southern (1st Half), 1-8-15

A PLAYER SCORED 30+ POINTS IN A GAME

A-State32 by Ed Townsel vs UALR, 3-14-14
Opp.30 by Manny Atkins (Georgia State), 3-4-14

A PLAYER SHOT 80% OR BETTER FG IN A GAME (MIN 5 ATT.)

A-State87.5% (7-8) by Ed Townsel at UT Arlington, 1-2-14
Opp.83.3% (5-6) by Angel Matias (Georgia Southern), 2-12-15

A PLAYER MADE 7+ 3-POINTERS IN A GAME

A-State8 (8-9) by Sean Gardner vs Belhaven, 12-6-14
Opp.7 (7-9) by Tevin Calhoun (Troy), 1-9-14

A PLAYER MADE 12+ FREE THROWS IN A GAME

A-State13 (13-14) by Anthony Livingston vs Georgia State, 1-19-15
Opp.12 (12-12) by R.J. Hunter (Georgia State), 1-19-15

A PLAYER HAD 7+ OFFENSIVE REBOUNDS IN A GAME

A-State7 by Brandon Peterson vs Troy, 3-30-13
Opp.9 by Kevin Thomas (Troy), 1-24-15

A PLAYER HAD 15+ DEFENSIVE REBOUNDS IN A GAME

A-State15 by Anthony Livingston vs Marshall, 12-20-14
Opp.15 by George Odufuwa (North Texas), 1-22-11

A PLAYER HAD 15+ TOTAL REBOUNDS IN A GAME

A-State16 by Anthony Livingston at Georgia Southern, 2-12-15
Opp.16 by Shawn Long (UL-Lafayette), 1-12-13

A PLAYER HAD 10+ ASSISTS IN A GAME

A-State15 by PJ Hardwick vs Appalachian State, 1-3-15
Opp.10 by Josh Hagins (UALR), 3-1-14

A PLAYER HAD 7+ TURNOVERS IN A GAME

A-State7 by Ed Townsel at Louisville, 11-22-11
Opp.7 by JAYON JAMES (ULM), 1-19-13

A PLAYER HAD 5+ BLOCKS IN A GAME

A-State5 by Anthony Livingston at Appalachian State, 1-15-15
Opp.5 by Dionte Ferguson (South Alabama), 12-30-14

A PLAYER HAD 5+ STEALS IN A GAME

A-State5 by Cameron Golden at Central Arkansas, 12-1-14
Opp.5 by R.J. Hunter (Georgia State), 1-31-15

A PLAYER PLAYED ALL 40 MINUTES IN REGULATION

A-StateAnthony Livingston at Georgia Southern, 2-12-15
Opp.R.J. Hunter (Georgia State), 1-19-15

SCORING BREAKDOWN (A-STATE/OPPONENT)

Opponent	In Paint	Margin	Off TO	Margin	2nd CH	Margin	Fast Break	Margin	Bench	Margin	Total RBS	Margin	Big Lead	Big Deficit
UT Martin	22 / 34	-12	10 / 22	-12	2 / 17	-15	0 / 8	-8	0 / 13	-13	27 / 30	-3	19	5
Lamar	20 / 36	-16	16 / 17	-1	14 / 6	+8	4 / 8	-4	8 / 23	-15	32 / 32	0	5	8
at Central Arkansas	34 / 18	+16	20 / 13	+7	12 / 8	+4	4 / 4	0	19 / 14	+5	37 / 36	+1	20	--
Belhaven	36 / 14	+22	13 / 11	+2	16 / 7	+9	4 / 6	-2	20 / 12	+8	47 / 24	+23	27	--
at Purdue	24 / 38	-14	5 / 15	-10	9 / 13	-4	2 / 8	-6	15 / 47	-32	31 / 41	-10	--	41
at Toledo	18 / 22	-4	7 / 10	-3	13 / 12	+1	2 / 2	0	11 / 11	0	35 / 34	+1	14	8
at Mississippi State	24 / 28	-4	8 / 9	-1	6 / 12	-6	2 / 6	-4	4 / 40	-36	39 / 33	+6	14	3
Marshall	18 / 14	+4	13 / 14	-1	2 / 15	-13	4 / 0	+4	10 / 21	-11	49 / 43	+6	10	12
at Niagara	30 / 30	0	16 / 12	+4	4 / 7	-3	11 / 2	+9	6 / 24	-18	35 / 34	+1	5	9
at South Alabama	28 / 34	-6	14 / 8	+6	12 / 15	-3	0 / 6	-6	2 / 2	0	41 / 45	-4	5	11
Appalachian State	32 / 38	-6	8 / 14	-6	11 / 12	-1	6 / 4	+2	12 / 25	-13	34 / 39	-5	14	6
at ULM	24 / 42	-18	9 / 9	0	9 / 10	-1	2 / 2	0	7 / 21	-14	30 / 32	-2	--	13
Georgia Southern	26 / 22	+4	18 / 12	+6	3 / 5	-2	8 / 6	+2	10 / 23	-13	24 / 43	-19	1	24
at UT Arlington	16 / 34	-18	10 / 13	-3	12 / 13	-1	3 / 11	-8	12 / 37	-25	32 / 41	-9	--	33
at Appalachian State	26 / 22	+6	16 / 11	+5	2 / 9	-7	2 / 6	-4	2 / 19	-17	41 / 43	-2	15	6
Texas State	32 / 16	+16	15 / 16	-1	17 / 10	+7	0 / 0	0	19 / 25	-6	41 / 39	+2	6	9
Georgia State	8 / 24	-16	13 / 11	+2	12 / 16	-4	0 / 4	-4	3 / 11	-8	32 / 41	-9	1	10
at Louisiana-Lafayette	24 / 34	-10	12 / 17	-5	11 / 15	-4	4 / 6	-2	21 / 50	-29	29 / 41	-12	2	38
at Troy	26 / 24	+2	16 / 12	+4	8 / 12	-4	6 / 4	+2	17 / 10	+7	40 / 43	-3	11	11
UALR	22 / 28	-6	12 / 24	-12	14 / 10	+4	4 / 6	-2	20 / 23	-3	39 / 28	+11	13	14
at Georgia State	10 / 46	-36	4 / 18	-14	3 / 10	-7	2 / 22	-20	11 / 21	-10	27 / 43	-16	--	33
Troy	26 / 30	-4	26 / 16	+10	8 / 18	-10	0 / 0	0	8 / 8	0	24 / 40	-16	1	20
at Georgia Southern	28 / 34	-6	5 / 16	-11	17 / 4	+13	0 / 6	-6	2 / 20	-18	45 / 35	+10	5	12
at UALR														
ULM														
UT Arlington														
at Texas State														
South Alabama														
Louisiana-Lafayette														
Total	554 / 662	-108	286 / 320	-34	217 / 256	-39	70 / 127	-57	239 / 500	-261	811 / 860	-49	27	41

ALL-TIME SERIES RESULTS VS. CURRENT SUN BELT TEAMS

Appalachian State 2-2			
H: 1-1	A: 1-1	N: 0-0	
01/15/2015.....A	W	59-50	
01/03/2015.....H	L	73-74	
12/07/1991.....A	L	74-85	
11/24/1990.....H	W	91-69	

UALR 49-31			
H: 29-11	A: 17-18	N: 3-2	

01/29/2015.....H	L	65-75
03/14/2014.....N	W(4OT)	116-114
03/01/2014.....A	L	67-74
01/25/2014.....H	W	77-49
03/02/2013.....A	L	71-78
02/14/2013.....H	W	86-62
02/25/2012.....A	L	60-62
01/14/2012.....H	L	62-63
03/06/2011.....N	L	52-59
02/26/2011.....H	W	71-63
01/29/2011.....A	W	75-64
03/06/2010.....N	W	89-82
02/04/2010.....A	L	77-79
12/20/2009.....H	W	69-61
02/12/2009.....H	L	57-58
12/20/2008.....A	L	59-65
02/21/2008.....A	L	52-82
01/05/2008.....H	W	77-62
02/24/2007.....A	W^	61-55
01/11/2007.....H	W^	77-51
01/28/2006.....H	W^	78-66
01/09/2006.....A	W^	74-70
02/10/2005.....H	L	67-73
01/27/2005.....A	W	78-64
03/06/2004.....N	L(OT)	78-83
01/31/2004.....H	W	57-56
01/10/2004.....A	L	65-75
02/03/2003.....H	W	86-76
01/25/2003.....A	L	70-77
02/02/2002.....A	L	63-65
01/10/2002.....H	L	58-78
02/24/2001.....H	L	85-94
01/18/2001.....A	L	50-53
02/19/2000.....H	W	93-85
02/05/2000.....A	W	85-69
02/13/1999.....A	W	74-55
01/16/1999.....H	W	84-64
02/14/1998.....H	W	76-65
01/10/1998.....A	W	75-61
02/15/1997.....H	L	81-87
02/01/1997.....A	L	66-70
02/03/1996.....H	L	63-84
12/30/1995.....A	L	68-95
02/11/1995.....H	L	56-88
01/28/1995.....A	L	64-66
02/12/1994.....A	W	64-63
01/29/1994.....H	W	66-54
03/07/1993.....N	W	74-60
02/06/1993.....H	W	82-53
01/02/1993.....A	L	64-76
03/06/1992.....N	L	45-46
12/21/1991.....A	W	82-79
11/30/1991.....H	W	65-60
12/29/1990.....H	W	73-60
11/26/1990.....A	L	56-59
12/29/1988.....N	L	55-59
02/11/1985.....H	W	67-54
12/17/1983.....H	W	71-54
12/10/1983.....A	L	49-55
01/13/1983.....A	L	58-61
12/06/1983.....H	W(OT)	55-54
01/12/1981.....H	W	68-64
12.01/1980.....A	L(OT)	55-59
01/10/1980.....H	W	78-76
12/13/1980.....A	W	63-58
01/15/1979.....A	W(OT)	89-87
11/27/1978.....H	W	72-52
1936-37.....W		28-16
1936-37.....W		31-13
1935-36.....W		60-18

1935-36.....W	42-21
1934-35.....W	40-33
1934-35.....W	34-29
1933-34.....W	33-22
1933-34.....W	61-31
1932-33.....W	54-34
1932-33.....W	63-34
1931-32.....W	52-27
1931-32.....W	54-33
1927-28.....W	36-22

^ - Vacated wins by NCAA

GEORGIA STATE 1-6			
H: 0-3	A: 1-2	N: 0-1	

01/31/2015.....A	L	43-74
01/19/2015.....H	L	54-60
03/15/2014.....N	L	45-72
03/04/2014.....H	L(OT)	76-79
01/16/2014.....A	L	72-73
12/19/1995.....A	W	74-67
12/09/1995.....H	L	57-72

GEORGIA SOUTHERN 3-6			
H: 2-3	A: 1-3	N: 0-0	

02/12/2015.....A	L	60-65
01/08/2015.....H	L	61-73
12/17/2005.....H	L	71-82
12/15/2004.....A	L	70-85
02/26/1976.....A	L	82-89
12/02/1975.....H	W	72-6
01/13/1975.....H	W	90-70
12/02/1974.....A	W	74-72
12/04/1971.....H	L	79-85

LOUISIANA 23-47			
H: 15-28	A: 8-27	N: 0-3	

01/22/2015.....A	L	59-96
03/08/2014.....H	L	76-77
02/15/2014.....A	L	67-85
01/12/2013.....A	L	56-61
12/27/2012.....H	W	87-70
02/11/2012.....A	L(OT)	65-68
01/21/2012.....H	W	79-74
02/17/2011.....A	L	61-64
01/13/2011.....H	W	74-65
02/18/2010.....A	L	54-56
01/28/2010.....H	W	62-60
02/14/2009.....A	L	50-54
02/16/2008.....H	L	59-65
01/03/2008.....A	L	63-73
02/08/2007.....H	L	70-76
12/17/2006.....A	W	73-63
02/23/2006.....A	L	65-71
02/24/2005.....H	W	86-80
02/26/2004.....A	L	62-82
02/20/2003.....H	W	84-72
03/02/2002.....N	L	59-74
02/14/2002.....A	L	50-53
02/03/2001.....A	W	82-80
02/12/2000.....H	L	75-79
01/20/2000.....A	L	73-87
02/11/1999.....H	W	84-66
01/09/1999.....A	L	85-91
02/23/1998.....H	L	80-83
01/29/1998.....A	L	79-93
01/23/1997.....H	W	88-84
01/02/1997.....A	L	80-86
01/27/1996.....H	W	77-71
01/11/1996.....A	L	82-96
02/20/1995.....A	W	63-60
02/09/1995.....H	L	50-54
01/27/1994.....A	L	69-72
01/20/1994.....H	W	73-68
02/27/1993.....A	W	60-59
02/10/1993.....H	L	69-71
01/29/1992.....H	W	78-57
01/09/1992.....A	L	49-65
02/09/1991.....A	W	81-63
01/12/1991.....H	W	68-63

03/02/1990.....N	L	69-83
02/24/1990.....H	L	87-105
02/03/1990.....A	L	72-73
02/23/1989.....A	L	76-79
02/02/1989.....H	W	81-65
01/23/1988.....H	L(OT)	62-66
01/02/1988.....A	W	75-63
02/25/1982.....A	L	70-81
02/08/1982.....H	L	54-62
03/03/1981.....N	L	73-91
02/28/1981.....H	L	82-84
02/09/1981.....A	L	54-70
02/18/1980.....H	L	54-56
02/02/1980.....A	W	87-72
02/24/1979.....H	W	89-79
01/10/1979.....A	L	82-89
03/04/1978.....H	L	42-45
01/28/1978.....A	L	64-78
02/26/1977.....H	L	60-79
02/07/1977.....A	L	67-69
02/23/1976.....A	L	71-78
02/05/1976.....H	L	84-86
02/19/1973.....A	L	78-109
01/22/1973.....H	L	106-119
02/03/1972.....H	W	87-73
12/11/1965.....H	W	78-75
02/17/1964.....A	L	78-82

ULM 33-23			
H: 23-4	A: 8-18	N: 2-1	

01/05/2015.....A	L	61-70
03/06/2014.....H	W	64-58
01/30/2014.....A	L	65-72
02/16/2013.....A	W	87-54
01/19/2013.....H	W	63-39
02/02/2012.....H	W	72-64
12/31/2011.....A	W	65-63
02/10/2011.....A	W	85-66
01/27/2011.....H	W	62-61
02/15/2010.....H	W	69-52
02/28/2009.....A	L	63-64
01/15/2009.....H	W	65-62
02/28/2008.....H	W	75-64
01/12/2008.....A	W	89-82
02/17/2007.....H	W^	76-68
01/04/2007.....A	L	69-77
12/04/1992.....N	W	79-72
03/18/1988.....H!	W	70-59
03/03/1987.....N	W	81-60
02/12/1987.....A	L	53-58
01/15/1987.....H	W	62-60
02/13/1986.....H	W	72-60
1/16/1986.....A	L	51-78
03/05/1985.....N	L	62-70
02/21/1985.....H	W	61-56
01/26/1985.....A	L	54-66
02/16/1984.....A	L	54-58
01/21/1984.....H	L	45-46
02/17/1983.....H	W	70-68
01/22/1983.....A	W	53-52
12/09/1978.....A	L	67-87
02/16/1978.....H	L	58-65
01/22/1977.....A	W	79-78
01/08/1977.....H	L	65-70
01/17/1976.....A	L	65-86
12/20/1975.....H	W(OT)	93-90
02/24/1975.....A	L	73-85
02/01/1975.....H	W	91-74
02/21/1974.....H	L	90-94
02/04/1974.....A	W	72-71
01/05/1963.....A	L	75-88
12/19/1962.....H	W	67-60
02/14/1962.....A	L	73-87
12/16/1961.....H	W	76-72
01/06/1961.....A	L	66-76
12/19/1960.....H	W	77-56
01/04/1960.....A	W	53-52
12/21/1959.....H	W	68-66
01/05/1959.....A	L	72-86
12/20/1958.....H	W	70-58

01/06/1958.....A	L	61-76
12/21/1957.....H	W	81-50
01/28/1956.....H	W	86-69
01/07/1956.....A	L	70-97
00/00/1955.....H	W	94-77
00/00/1955.....A	L	91-104

! - NIT

^ - Vacated Wins by NCAA

SOUTH ALABAMA 22-17			
H: 14-4	A: 7-12	N: 1-1	

12/30/2014.....A	W(OT)	63-60
02/13/2014.....A	W	85-61
01/11/2014.....H	W	72-60
01/31/2013.....H	W	74-62
12/29/2012.....A	W	63-54
02/09/2012.....A	L	57-74
12/30/2010.....H	W	69-57
01/09/2010.....A	W	69-63
01/17/2009.....H	L	67-74
02/07/2008.....A	L	58-81
02/11/2007.....A	L	67-85
12/28/2006.....H	L	78-91
02/02/2006.....A	L	69-78
01/06/2005.....H	W	83-58
02/07/2004.....A	W	56-54
02/01/2003.....H	W	83-63
01/12/2002.....A	W	74-68
03/05/2001.....N	L	53-76
01/06/2001.....H	W	64-63
01/29/2000.....H	W(OT)	84-76
01/08/2000.....A	L	53-56
02/18/1999.....H	W	69-67
02/02/1999.....A	L	73-79
01/17/1998.....A	L	68-78
12/28/1997.....H	W(OT)	82-66
01/25/1997.....H	L	68-79
01/04/1997.....A	L	53-72
02/15/1996.....H	W	62-54
01/18/1996.....A	L	52-55
03/03/1995.....N	W	96-83
02/02/1995.....A	W	77-65
01/14/1995.....H	L	78-84
01/23/1994.....A	L	59-73
01/15/1994.....H	W	73-60
02/01/1993.....A	L	59-78
01/09/1993.....H	W	76-61
02/01/1992.....H	W	63-60
02/13/1971.....H	W	76-59
12/07/1970.....A	L	59-69

TEXAS STATE 3-0			
H: 2-0	A: 1-0	N: 0-0	

01/17/2015.....H	W(OT)	78-73
02/22/2014.....H	W	73-68
01/04/2014.....A	W	74-69

UT ARLINGTON 38-14			
H: 22-4	A: 15-10	N: 1-0	

01/10/2015.....A	L	50-77
02/20/2014.....H	W	83-60
01/02/2014.....A	W	82-66
12/06/1997.....H	W	72-64
12/13/1986.....H	W	85-58
02/27/1986.....H	W	73-62
02/01/1986.....A	W	77-76
02/14/1985.....H	W	61-60
01/19/1985.....A	W	73-61
02/23/1984.....A	W	84-73
01/28/1984.....H	W	67-61
03/10/1983.....N	W	66-56
02/24/1983.....H	W	79-70
01/29/1983.....A	W	61-56
02/20/1982.....H	L(OT)	58-60
02/01/1982.....A	L	62-81
02/16/1981.....A	L	64-66
01/26/1981.....H	L	64-66
02/09/1980.....A	L	64-72
01/26/1980.....H	W	82-78

GAME 1

Official Basketball Box Score - Game Totals - Final Statistics
UT Martin vs Arkansas State
 11/17/14 7:55 p.m. at Jonesboro, Ark. (Convocation Center)

UT Martin 75 • 1-1

#	Player	Total	3-Ptr			Rebounds			FT	PF	A	To	Bk	Shl	Min				
		FG	FGA	FG%	FT	FTA	FT%	Off	Def	Total									
00	HOWARD, Tywond	9	1-5	24	4	3-5	60	3	2	5	2	23	3	2	0	1	37		
01	TAYLOR, Myles	3	0-1	0	1	0-0	0	2	7	9	4	11	1	0	0	0	32		
02	JOSEPH, Arkeem	3	0-0	0	0	0-0	0	1	0	1	1	4	0	1	0	0	15		
03	ANDERSON, Alex	3	0-0	0	0	0-0	0	1	1	3	9	1	1	0	1	0	26		
04	NEWELL, Marshun	9	5-12	41	5	1-2	50	2	2	4	2	15	1	4	0	1	30		
05	OLDHAM, Dee	0	0-1	0	0	0-0	0	0	1	1	0	0	0	0	0	0	9		
06	ROWE, Chandler	0	0-0	0	0	0-0	0	0	0	0	1	0	0	0	0	0	3		
07	DURHAM, Terrence	0	0-1	0	0	0-0	0	0	0	0	0	0	0	0	0	0	1		
08	SMITH, Deville	3	3-8	38	1	5-4	125	1	2	3	11	5	3	0	5	3	7	37	
09	MARTINEZ, Javier	1	1-2	50	0	0-0	0	2	2	3	0	1	0	0	0	0	7		
Team		26	55	47	15	24	62	3	14	18	30	18	75	11	12	0	11	200	
Totals		26	55	47	15	24	62	3	14	18	30	18	75	11	12	0	11	200	
FG % 1st Half		29	53	36	0%	26	58	46	7%	26	58	46	7%	26	58	46	7%	26	58
FG % 2nd Half		26	55	47	36	0%	26	55	47	36	0%	26	55	47	36	0%	26	55	47

FG % 1st Half: 9-25 36.0% 2nd half: 17-30 56.7% Game: 26-55 47.3%
 3FG % 1st Half: 3-8 37.5% 2nd half: 5-12 41.7% Game: 8-20 40.0%
 FT % 1st Half: 2-4 50.0% 2nd half: 13-20 65.0% Game: 15-24 62.5%

Arkansas State 73 • 1-0

#	Player	Total	FG	3-Ptr	Rebounds	FT-FTA	Off	Def	Total	PF	A	To	Bk	Shl	Min
14	Downs, Kelvin	3	0-0	0-0	0-0	0-0	1	1	4	8	0	1	0	0	23
24	Livingston, Anthony	9	1-5	2-3	6-7	2	7	9	4	26	0	2	1	2	38
01	Golden, Cameron	9	5-9	3-3	4-6	0	4	4	2	17	3	2	0	0	27
12	Gardner, Sean	6	0-9	1-3	2-4	1	3	4	2	15	0	4	0	2	28
11	Foster, C.J.	9	2-5	1-1	0-0	1	1	5	7	1	3	0	0	0	31
00	Macklin, Dajion	0	0-0	0-0	0-0	0	0	0	0	0	0	0	0	0	23
04	Pierre, Josh	0	0-0	0-0	0-0	0	1	1	0	0	0	0	0	0	3
25	White, Ronnie	0	0-0	0-0	0-0	0	0	0	0	0	0	0	0	0	3
03	Boucoun, Nouhoum	0	0-0	0-0	0-0	0	2	2	1	0	0	0	0	0	5
Team		26	45	6	11	15	20	23	27	18	73	6	16	1	6
Totals		26	45	6	11	15	20	23	27	18	73	6	16	1	6
FG 1st half:		16-24	2nd half:		11-14	47.6%		Game:		26-45	57.8%		Deaball		
FG 2nd half:		10-11	2nd half:		10-14	71.4%		Game:		26-45	57.8%		Deaball		
FT 1st half:		4-7	2nd half:		11-13	84.6%		Game:		15-20	75.0%		Deaball		
FT 2nd half:		7-10	2nd half:		11-13	84.6%		Game:		15-20	75.0%		Deaball		

FG % 1st Half: 16-24 66.7% 2nd half: 10-21 47.6% Game: 26-45 57.8%
 3FG % 1st Half: 3-4 75.0% 2nd half: 3-7 42.9% Game: 6-11 54.5%
 FT % 1st Half: 4-7 57.1% 2nd half: 13-20 65.0% Game: 15-24 62.5%

Officials: Paul Sroka, Todd Austin, Brad Gaston
 Technical Fouls: UT Martin-None, Arkansas State-None.
 Attendance: 1517

Score by periods	1st	2nd	Total
UT Martin	23	52	75
Arkansas State	39	34	73

Points in Paint: UT Martin 22, Arkansas State 18
 Fouls: UT Martin 34, Arkansas State 20
 Largest lead: UT Martin by 51 1st-10:07, ASU by 19 1st-00:28

Score tied - 3 times.
 Lead changed - 0 times.

GAME 4

Official Basketball Box Score - Game Totals - Final Statistics
Belhaven vs Arkansas State
 12/8/14 7:05 p.m. at Jonesboro, Ark. (Convocation Center)

Belhaven 68 • 3-11

#	Player	Total	3-Ptr		Rebounds										
			FG	FTA	FG	FTA	1	2	3	PF	A	To	Bk	Shl	Min
00	Dela Mayers	7	7-13	0-0	5-13	1	1	2	3	19	1	2	0	0	30
01	Jordan Bedford	9	1-2	1-10	2-2	2	3	5	0	2	3	0	1	37	
04	Datondrick Pinkston	9	1-2	0-0	0-0	1	2	3	16	3	1	1	1	30	
08	Josh Carpenter	9	5-10	4-4	3-3	0	6	6	3	16	3	0	0	1	35
11	Jerral Dawson	5	1-1	4-10	0-0	0	2	2	1	14	2	1	4	37	
02	Daluan Young	0-2	0-2	0-0	0-0	1	0	1	1	1	0	0	0	1	9
13	Dyous Juste	1-1	1-1	0-0	0-0	1	1	0	0	0	0	0	0	0	7
22	Demontre Stapleton	0-0	0-0	0-0	0-0	0	0	0	1	0	1	1	0	0	3
23	Kenneth Davis	1-1	1-1	0-0	0-0	0	1	1	0	3	1	0	0	0	3
03	Kyle Patterson	0-0	0-0	0-0	0-0	0	0	0	0	0	0	0	0	0	3
04	Justin Washington	0-0	0-0	0-0	0-0	0	0	0	0	0	0	0	0	0	3
35	Jonathan Durham	2-4	1-2	0-0	0-0	0	0	0	0	5	0	1	0	0	3
	Team					1	3	4							
Totals			23-56	11-30	11-19	6	18	24	15	68	13	11	3	7	200

FG % 1st Half: 8-28 28.6% 2nd half: 15-28 53.6% Game: 23-56 41.1%
 3FG % 1st Half: 6-17 35.3% 2nd half: 5-13 38.5% Game: 11-30 36.7%
 FT % 1st Half: 4-7 57.1% 2nd half: 12-27 44.4% Game: 11-19 57.9%

Arkansas State 95 • 2-2

#	Player	Total		3-Ptr		Rebounds		FT	PF	TP	A	To	Bk	Shl	Min
		F	R	F	R	O	D								
14	Downs, Kelvin	7	2-7	0-2	0-1	1	6	7	3	5	1	2	1	0	19
24	Livingston, Anthony	9	7-11	1-2	4-5	0	10	10	4	19	0	3	1	2	32
01	Golden, Cameron	9	5-15	3-7	0-1	0	1	1	18	7	0	0	0	2	34
05	Hardwick, PJ	9	2-6	0-0	1-1	4	2	6	1	7	3	0	0	1	37
12	Gardner, Sean	9	10-13	8-9	0-0	1	7	8	28	1	2	1	3	35	
00	Macklin, Dajion	2-4	1-3	0-0	0-0	1	0	1	5	1	0	0	1	6	
04	Pierre, Josh	0-0	0-0	0-0	0-0	0	0	0	0	0	0	0	0	3	
11	Waters, Charles	2	3-5	0-0	0-0	1	2	3	1	6	0	1	1	15	
13	Foster, C.J.	1-2	0-0	1-1	0-1	1	0	1	3	1	2	0	0	12	
25	White, Ronnie	0-0	0-0	0-0	0-0	0	0	0	0	0	0	0	0	3	
03	Boucoun, Nouhoum	1-4	0-1	0-0	0-0	2	2	1	2	0	0	0	0	5	
Team		34-68	13-27	14-15	17	30	41	14	95	20	12	4	9	200	
Totals		34-68	13-27	14-15	17	30	41	14	95	20	12	4	9	200	

FG % 1st Half: 15-38 39.5% 2nd half: 19-30 63.3% Game: 34-68 60.0%
 3FG % 1st Half: 5-12 41.7% 2nd half: 8-15 53.3% Game: 13-27 48.1%
 FT % 1st Half: 3-3 100.0% 2nd half: 11-12 91.7% Game: 14-15 93.3%

Officials: Kevin Mathis, Hasabie Briggs, Kyle Chambers
 Technical Fouls: Belhaven-None, Arkansas State-None.
 Attendance: 1406

Score by periods	1st	2nd	Total
Arkansas State	26	42	68
Belhaven	38	57	95

Points in Paint: Arkansas State 26, Belhaven 34
 Fouls: Arkansas State 24, Belhaven 16
 Largest lead: BU None, ASU by 27 2nd-00:14

Score tied - 0 times.
 Lead changed - 0 times.

GAME 7

Official Basketball Box Score - Game Totals - Final Statistics
Arkansas State vs Mississippi State
 12/17/14 6 p.m. at Starkville, Miss (Jumpney Coliseum)

Arkansas State 69 • 3-4

#	Player	Total	3-Ptr			Rebounds			FT	A	To	Bk	Shl	Min		
		FG	FGA	3P	3PA	Off	Def	Tot	TP	TPA						
24	Livingston, Anthony	9	3-5	0-2	2-6	1	6	7	8	1	3	1	1	34		
03	Boucoun, Nouhoum	4	4-8	0-0	5-8	1	3	8	1	13	0	1	2	31		
01	Golden, Cameron	9	6-13	3-7	0-1	0	2	2	5	15	4	2	0	36		
05	Hardwick, PJ	9	1-2	0-0	5-7	0	6	1	7	3	0	0	0	29		
12	Gardner, Sean	9	1-4	5-10	1-2	0	5	5	12	2	0	0	0	36		
00	Macklin, Dajion	0-1	0-0	0-0	0-0	4	4	0	0	1	1	0	0	18		
13	Foster, C.J.	2-3	0-0	0-0	0-0	1	1	3	4	1	1	0	1	13		
14	Downs, Kelvin	2-3	0-0	0-0	0-0	2	2	4	3	4	0	0	0	15		
	Team					0	3	3								
Totals		24	46	8-19	13-24	6	33	39	14	69	13	14	3	4	200	
24-46		14-28	50.0%	24-46	14-28	50.0%	6	33	39	14	69	13	14	3	4	200
3FG % 1st half:		4-11	36.4%	2nd half:	4-8	50.0%	Game:		22-49	44.9%	Rebounds					
FT % 1st half:		3-8	37.5%	2nd half:	10-16	62.5%	Game:		13-24	54.2%	5					

FG % 1st Half: 14-28 50.0% 2nd half: 10-18 55.6% Game: 24-46 52.2%
 3FG % 1st Half: 4-11 36.4% 2nd half: 4-8 50.0% Game: 8-19 42.1%
 FT % 1st Half: 3-8 37.5% 2nd half: 10-16 62.5% Game: 13-24 54.2%

Mississippi State 55 • 4-4

20	Travis Daniels	F	0-3	0-1	0-0	2	2	2	0	0	0	0	0	8
01	Fred Thomas	F	2-9	0-4	0-0	0	3	1	4	0	1	0	0	27
03	Trivante Bloodman	G	1-5	0-0	2-2	1	0	1	4	1	0	0	0	15
22	Craig Woodard	G	1-6	1-3	0-1	0	1	1	2	3	0	1	0	21
08	Maurice Dunlap	F	1-3	0-0	0-0	0	3	0	0	0	0	0	0	15
02	Demetrius Houston	T	2-5	0-1	1-2	2	3	5	1	1	1	1	1	18
13	J.J. Ready	F	3-14	1-5	1-1	0	2	2	1	8	1	2	0	27
12	Fallou Nkoye	T	1-3	0-0	0-0	1	1	3	4	1	1	0	0	13
05	Roque Johnson	F	8-11	0-0	4-4	2	5	7	2	20	0	1	0	32
33	Oliver Back	F	0-0	0-0	0-0	4	4	2	0	0	1	1	0	9
Team														
FG % 1st Half:		11-34	32.4%	2nd Half:		10-17	33.3%	3rd Half:		2-6	33.3%	Deborah Raboldus		1.1
3FG % 1st Half:		1-9	14.3%	2nd Half:		2-10	20.0%	3rd Half:		1-7	17.6%			
FT % 1st Half:		4-4	100%	2nd Half:		4-4	75.0%	3rd Half:		10-12	83.3%			
Officials: Antonio Petry, Ron Garavito, Orlando Pires														

FG % 1st Half: 11-34 32.4% 2nd half: 10-31 32.3% Game: 21-65 32.3%
 3FG % 1st Half: 1-7 14.3% 2nd half: 2-10 20.0% Game: 3-17 17.6%
 FT % 1st Half: 4-4 100.0% 2nd half: 8-8 100.0% Game: 10-12 83.3%

Officials: Antonio Petty, Ron Grower, Olanide Poppe
 Technical Fouls: Arkansas State-None, Mississippi State-None.
 Attendance: 5390

Score by periods	1st	2nd	Total
Arkansas State	27	42	69
Mississippi State	28	27	55

Points in Paint: Arkansas State 24, Mississippi State 18
 Fouls: Arkansas State 34, Mississippi State 33
 Largest lead: ASU by 42 2nd-00:19, MS by 3 1st-13:30

Score tied - 1 time.
 Lead changed - 2 times.

GAME 2

Official Basketball Box Score - Game Totals - Final Statistics
Lamar vs Arkansas State
 11/25/14 7:55 p.m. at Jonesboro, Ark. (Convocation Center)

Lamar 63 • 2-3

#	Player	Total	3-Ptr	Rebounds	FT-FTA	Off	Def	Total	PF	TP	A	To	Bk	Shl	Min
05	de LaBoudiere, T	5	5-6	0-0	2-2	2	2	5	7	4	12	5	4	0	31
20	Owens, Marcus	7	1-3	0-1	2-3	1	0	1	4	4	0	1	0	1	10
01	Holliday, Anthony	4	4-7	1-1	2-2	2	3	5	21	0	1	0	1	0	29
02	McIntosh, Jonathan	9	1-5	0-0	0-0	0	0	0	0	0	0	0	0	0	1
03	Petty, Bennett	0-0	0-1	0-0	0-0	0	0	0	0	0	0	0	0	0	3
04	Hancock, Matt	0-0	0-0	0-0	0-0	0	0	0	0	0	0	0	0	0	1
06	Holmes, J	0-0	0-0	0-0	0-0	0	0	0	0	0	0	0	0	0	0
15	Bosha, Z-J	3-11	2-9	0-1	1	4	5	3	8	1	0	1	0	3	31
21	Ross, Donovan	1-2	0-0	0-0	0-0	0	0	0	0	0	0	0	0	0	6
22	Sears, Donovan	1-2	1-2	0-0	0-0	0	0	0	1	3	0	1	0	0	6
24	Jones, Juan	3-8	1-2	0-0	0-0	0	0	0	7	3	1	0	1	0	32
25	Norman, Sebastian	0-0	0-0	0-0	0-0	0	0	0	0	0	0	0	0	0	2
26	Team	0-0	0-0	0-0	4-2	6	0	0	0	0	2	0	0	0	0

GAME 10

Official Basketball Box Score - Game Totals - Final Statistics
Arkansas State vs South Alabama
12/20/14 7:05 p.m. at Mobile, Ala. (Mitchell Center)

Arkansas State 63 • 6-4 (1-0 SBC)

#	Player	Total			3-Ptr		Rebounds			PF	TP	A	To	Bk	Stl	Min
		FG	FGA	FG%	FT	FTA	Off	Def								
24	Lewis, Anthony	6	16	1-5	3	4	2	11	13	0	16	1	2	0	0	43
31	Boucoum, Nouhoum	5	8	0-0	4	4	4	2	6	5	14	0	0	0	0	22
01	Golden, Cameron	4	13	3-9	3	6	2	4	6	1	14	1	3	0	0	42
05	Hardwick, PJ	3	9	0-0	2	2	1	3	4	1	8	6	0	0	0	45
12	Gardner, Sean	4	13	1-5	0	0	1	2	3	0	9	1	3	1	41	
00	Macklin, Dajon	0	2	0-0	0	0	1	1	2	0	0	1	0	0	0	7
11	Waters, Charles	1	2	0-0	0	0	1	2	3	2	0	0	2	1	14	
34	Downs, Kelvin	0	1	0-0	0	0	0	0	2	0	0	0	0	0	1	1
	Team	2	6		2	3	1									
	Totals	23	64	5-19	12	16	14	27	41	14	63	9	12	3	7	225

FG % 1st Half: 9-33 27.3% 2nd half: 11-26 42.3% OT: 3-5 60.0% Game: 23-64 35.9%
3FG % 1st Half: 4-13 30.8% 2nd half: 0-5 0.0% OT: 1-1 100.0% Game: 5-19 26.3%
FT % 1st Half: 6-6 100.0% 2nd half: 3-6 50.0% OT: 3-4 75.0% Game: 12-16 75.0%

South Alabama 60 • 2-9 (0-1 SBC)

#	Player		3-Ptr			Rebounds			PF	TP	A	To	Bk	Stl	Min
			FG	FGA	FG-FTA	Off	Def	FT							
05	Lewis, Abdul	f	4-8	0-1	1-4	2	4	6	4	9	1	4	0	1	38
24	Ferguson, Dionte	f	8-13	0-0	2-4	5	8	13	1	18	0	1	5	1	39
02	Johnson, Tashawn	g	5-12	4-6	3-4	1	3	4	17	2	4	0	3	37	39
34	Stevens, Barrington	g	2-13	0-7	2-4	1	6	7	2	4	2	2	1	18	18
22	Brown, John	g	5-9	0-1	0-0	1	2	3	0	1	1	1	1	29	29
01	Williams, Ken	g	1-9	0-6	0-0	1	1	2	0	2	1	2	0	20	20
10	Boyanov, Georgi	g	0-2	0-0	0-0	2	2	4	0	0	2	0	2	1	12
	Team					3	3	6							
	Totals		25-64	4-20	6-12	16	29	45	14	60	7	16	6	8	225

FG % 1st Half: 14-31 45.2% 2nd half: 8-25 32.0% OT: 3-8 37.5% Game: 25-64 39.1%
3FG % 1st Half: 2-7 28.6% 2nd half: 1-7 14.3% OT: 1-1 100.0% Game: 4-20 20.0%
FT % 1st Half: 3-6 50.0% 2nd half: 3-5 60.0% OT: 0-1 0.0% Game: 6-12 50.0%

Officials: Jacyn Goble, John Hampton, Jonathan Sterling
Technical fouls: Arkansas State-None, South Alabama-None.
Attendance: 1662

Score by periods	1st	2nd	OT	Total
Arkansas State	28	25	10	63
South Alabama	33	20	7	60

Last FG - ASU 01:01, USA 02:02.3
Largest lead - ASU by 5 OT:01:09, USA by 11 2nd:16:36.

Score tied - 7 times.
Lead changed - 7 times.

GAME 13

Official Basketball Box Score - Game Totals - Final Statistics
Georgia Southern vs Arkansas State
1/15/15 7:30 PM at Jonesboro, Ark. (Convocation Center)

Georgia Southern 73 • 9-3, 2-1 (SBC)

#	Player	FG		3-PT		Rebounds		PF	TP	To	Bk	Stl	Min		
		Total	FGA	FT	FTA	Off	Def								
13	MATIAS, Angel	f	4-7	1-2	2-5	0	6	8	1	11	2	2	0	30	
44	WIEDEMANN, Trent	f	3-8	0-1	2-2	0	2	2	4	8	1	2	1	28	
07	HUGHES, Mike	g	4-7	2-4	0-1	1	5	6	1	10	1	1	2	37	
05	HEWITT, Jelan	g	5-11	4-8	4-4	1	2	3	4	18	5	4	0	24	
10	ALLSMILLER, Jake	g	1-2	1-1	0-0	0	0	0	3	0	1	0	0	14	
06	BOYKINS, Devonte	g	0-0	0-0	0-0	0	0	0	0	0	0	0	0	3	
01	FERGUSON, Eric	g	1-1	0-1	2-2	4	6	3	11	0	4	0	0	19	
04	DIAMOND, Curtis	g	4-7	2-3	2-4	1	9	10	2	12	2	3	0	28	
35	DOYLE, Kyle	g	0-1	0-0	0-0	0	4	4	1	0	0	0	0	7	
	Team					0	2	4							
	Totals		25-50	11-20	12-18	9	34	43	16	73	11	17	2	4	200

FG % 1st Half: 16-31 51.6% 2nd half: 9-19 47.4% Game: 25-50 50.0%
3FG % 1st Half: 0-0 0.0% 2nd half: 2-4 50.0% OT: 1-1 100.0% Game: 11-20 55.0%
FT % 1st Half: 9-16 56.3% 2nd half: 12-18 66.7% OT: 1-1 100.0% Game: 12-18 66.7%

Arkansas State 61 • 6-7, 1-3 (SBC)

Arkansas State 11/07/17 - 17 (38K)															
#	Player	3-Ptr			Rebounds			Total			Min				
		FG-FGA	FT-FTA	FT-FGA	Off	Def	PF	TP	A	To		Bk	Stl		
24	Livingston, Anthony	f	5-15	0-2	1-2	2	6	4	11	0	3	1	34		
33	Boucoum, Nouhoum	c	1-4	0-0	0-0	1	1	0	2	0	0	0	7		
01	Golden, Cameron	g	6-13	4-9	1-2	0	3	3	17	6	1	1	28		
05	Hardwick, PJ	g	4-7	0-0	0-0	1	2	2	4	0	0	0	35		
12	Gardner, Sean	d	2-8	2-6	3-3	0	2	2	0	9	1	0	26		
00	Macklin, Dajon	d	0-1	0-0	0-0	0	1	1	0	0	0	0	4		
11	Waters, Charles	f	0-1	0-0	0-1	1	5	6	5	8	0	1	21		
13	Foster, C.J.	d	0-2	0-2	2-2	0	0	0	0	2	0	0	9		
34	Downs, Kelvin	d	0-0	0-0	0-0	0	0	0	1	0	1	0	18		
TEAM						1	1	2							
Totals			22-57	6-19	11-16	5	19	24	14	61	10	10	3	9	200

FG % 1st Half: 9-24 37.5% 2nd half: 13-33 39.4% Game: 22-57 38.6%
3FG % 1st Half: 0-0 0.0% 2nd half: 4-13 30.8% OT: 6-19 31.6%
FT % 1st Half: 6-9 66.7% 2nd half: 7-7 100.0% OT: 1-1 100.0% Game: 13-18 66.7%

Officials: Kerry Sittin, Ray Acosta, Jacyn Goble
Technical fouls: Georgia Southern-WIEDEMANN, Trent; FERGUSON, Eric, Arkansas State-None.
Attendance: 1645

Technical foul on GASO #3 Eric Ferguson at 8:07 1st Half
Technical foul on GASO #44 Trent Wiedemann at 2:24 2nd Half

Score by periods	1st	2nd	Total						
Georgia Southern	41	32	73	Points	In	Off	2nd	Fast	
Arkansas State	26	35	61	Paint	T/O	Chance	Break	Bench	
				GS	22	12	5	6	23
				ASU	26	18	3	8	10

Last FG - GSU 02:55.5, ASU 2nd:00:41.
Largest lead - GSU by 24 1st:01:10, ASU by 11 2nd:18:48.

Score tied - 2 times.
Lead changed - 3 times.

GAME 16

Official Basketball Box Score - Game Totals - Final Statistics
Texas State vs Arkansas State
1/17/15 7:02 PM at Jonesboro, Ark. (Convocation Center)

Texas State 73 • 10-6, 4-3 SBC

10	Davis, Wes	3-4	2-3	0-0	0	1	1	3	8	0	0	1	17			
15	Montalvo, Ethan	6-13	4-9	2-2	0	3	5	18	0	2	0	0	34			
05	Black, Ojai	0-0	0-0	0-0	1	1	2	0	0	0	0	0	10			
24	Bermudez, Victor	0-3	0-2	0-0	1	1	2	2	2	0	0	0	14			
23	Westphal, J.C.	2-5	0-1	4-5	3	6	9	0	8	2	1	1	0	26		
24	Naylor, Cameron	5-11	0-0	5-6	1	1	2	5	15	0	0	0	0	20		
34	Ramial, Kendell	1-1	0-0	0-0	0	1	2	0	0	0	0	0	0	1		
	Team					2	5	7								
	Totals				22-64	8-22	21-27	14	25	39	22	73	12	2	7	225

FG 1st Half:	9-30	30.0%	2nd half:	11-28	39.3%	OT:	2-6	33.3%	Game:	22-64	34.4%	Deadball
FT 1st Half:	2-8	25.0%	2nd half:	4-10	40.0%	OT:	2-4	50.0%	Game:	12-28	36.4%	Rebounds
3PT 1st Half:	13-16	81.3%	2nd half:	9	77.8%	OT:	1-2	50.0%	Game:	21-27	77.8%	2

FG % 1st Half: 9-20 30.0% 2nd half: 11-28 39.3% OT: 2-4 50.0% Game: 22-64 34.4%
3FG % 1st Half: 2-8 25.0% 2nd half: 4-10 40.0% OT: 2-4 50.0% Game: 8-22 36.4%
FT % 1st Half: 11-16 68.8% 2nd half: 7-9 77.8% OT: 1-2 50.0% Game: 21-27 77.8%

Arkansas State 78 • 8-8, 3-4 SBC

01	Golden, Cameron	q	6-16	1-6	9-10	0	0	5	5	2	22	5	0	0	41
05	Hardwick, PJ	q	0-3	0-0	0-0	0	1	2	3	2	0	7	3	0	39
12	Gardner, Sean	q	3-11	1-6	2-4	1	1	2	9	1	2	0	0	3	37
00	Macklin, Dajon	q	0-0	0-0	0-0	0	0	0	0	0	0	0	0	0	2
11	Dure, Frederic	q	1-1	0-0	0-0	0	0	0	0	3	0	0	0	0	7
13	Foster, C.J.	q	0-0	0-0	0-0	0	0	0	0	1	0	0	0	0	9
34	Downs, Kelvin	q	1-2	0-0	0-0	0	1	1	4	2	0	1	0	0	5
33	Boucoum, Nouhoum	q	5-9	2-2	1-2	3	1	4	0	0	0	1	0	0	17
	Team						1	4	5						
	Totals		25-55	5-18	23-31	9	32	41	19	78	14	14	1	7	225

FG % 1st half:	7-25	28.0%	2nd half:	16-62	61.5%	OT:	2-4	50.0%	Game:	25-55	45.5%	Deadball
FTG % 1st half:	1-9	11.1%	2nd half:	4-8	50.0%	OT:	0-1	0.0%	Game:	15-28	53.6%	Rebounds

FG % 1st Half: 7-25 28.0% 2nd half: 18-30 60.0% OT: 2-0 0.0% Game: 25-55 45.5%
3FG % 1st Half: 1-9 11.1% 2nd half: 4-8 50.0% OT: 0-0 0.0% Game: 5-18 27.8%
FT % 1st Half: 11-16 68.8% 2nd half: 4-6 66.7% OT: 0-0 0.0% Game: 23-31 74.2%

Officials: Billy Dunlap, Mick Fieldblender, James Barker
Technical fouls: Texas State-TEAM, Arkansas State-None.
Attendance: 2319

Score by periods	1st	2nd	OT	Total
Texas State	33	33	7	73
Arkansas State	26	40	12	78

Last FG - TST 07:02.00, ASU 07:00:36.
Largest lead - TST by 9 2nd:03:40, ASU by 6 OT:03:44.

Score tied - 12 times.
Lead changed - 12 times.

GAME 11

Official Basketball Box Score - Game Totals - Final Statistics
Appalachian State vs Arkansas State
1/15/15 7:05 PM at Jonesboro, Ark. (Convocation Center)

Appalachian State 74 • 4-6 (1-0)

#	Player	Total		3-Ptr		Rebounds				PF	TP	A	To	Bk	Stl	Min	
		FG	FGA	FG	FGA	FT	FTA	Off	Def								
04	Obacha, Michael	1	1	0	0	2	4	0	3	3	2	4	0	1	0	20	
15	Spagnolo, Tommy	6	7	0	1	2	3	3	5	8	3	12	1	0	0	28	
03	Clarke, Dustin	1	4	0	3	0	0	0	1	1	0	1	0	1	0	23	
10	Burgess, Chris	3	9	2	3	1	2	0	1	1	1	9	1	2	0	32	
21	Evans, Frank	8	14	1	4	5	8	2	3	5	2	22	2	1	0	2	33
00	Kobani, Mike	0	1	0	0	0	2	2	2	4	0	0	2	1	0	3	
01	Goesling, London	2	4	0	1	0	0	0	2	2	1	4	0	2	0	1	13
05	Kinney, Griffin	3	8	0	0	2	5	7	1	6	1	1	1	0	1	16	
12	Gilbert, Rantavous	0	0	0	0	0	0	1	1	1	0	0	0	0	0	3	
14	Kostic, Milos	4	6	3	4	0	0	2	0	2	0	11	0	0	0	0	7
25	Babic, Jake	2	0	0	1	0	3	0	3	2	4	1	1	1	0	19	
34	Lawson, Jacob	0	4	0	0	0	1	0	1	0	0	0	0	0	0	3	
Team		29	64	6	17	10	19	16	23	39	12	74	7	11	1	5	2

GAME 19

Official Basketball Box Score - Game Totals - Final Statistics
Arkansas State vs Troy
 01/24/15 4:15 pm at Troy, Ala. (Trojan Arena)

Arkansas State 64 • 9-10, 4-6

#	Player	Total	FG		3-Ptr		Rebounds				PF	TP	A	T	Bk	Stl	Min
			FGA	FT	FGA	FT	Off	Def	TP								
11	Waters, Charles	f	2-4	0-1	0-0	1	6	7	4	4	0	1	1	0	1	16	
24	Livingston, Anthony	f	6-10	1-3	3-6	2	11	33	2	16	1	2	1	1	1	36	
01	Golden, Cameron	g	4-12	4-6	0-0	0	3	3	1	12	4	3	0	3	3	34	
05	Hardwick, PJ	g	0-2	0-0	2-4	0	3	3	0	2	3	2	0	0	0	25	
12	Gardner, Sean	g	5-14	1-4	2-2	1	3	4	2	13	2	2	1	0	0	29	
00	Macklin, Dajon	g	2-3	0-1	3-3	0	0	0	3	7	1	1	0	0	0	21	
10	Dure, Frederic	g	1-3	1-1	0-0	0	1	1	0	3	3	0	0	0	1	11	
14	Downs, Kelvin	g	0-2	0-0	0-0	0	1	2	0	0	0	0	1	0	1	14	
33	Boucoun, Nouhoum	g	3-7	0-0	1-1	1	3	4	1	7	0	0	0	0	0	14	
Totals		23-57	7-16	11-16	9	31	40	15	64	14	11	4	5	200			

FG % 1st Half: 9-31 29.0% 2nd half: 14-26 53.8% Game: 23-57 40.4%
 3FG % 1st Half: 3-11 27.3% 2nd half: 4-5 80.0% Game: 7-16 43.8%
 FT % 1st Half: 4-7 57.1% 2nd half: 7-9 77.8% Game: 11-16 68.8%

Troy 55 • 7-11, 2-7

#	Player	Total		3-Ptr		Rebounds		PF	TP	A	T	Bk	Stl	Min	
		FG	FGA	FG	FGA	FT	FTA								
21	Walton III, John	f	0-4	0-0	0-2	0	1	1	3	0	0	1	0	0	22
23	Thomas, Kevin	f	9-14	0-0	2-2	9	21	1	20	1	3	1	2	36	
03	Person, Wesley	g	4-15	4-12	2-2	0	2	5	14	0	3	0	1	33	
04	Ford, Kelton	g	0-6	0-4	0-0	0	4	4	1	0	0	1	1	21	
10	Billbo, Chris	g	4-10	1-4	2-2	0	2	2	11	2	0	0	0	37	
01	Abdul-Aleem, Musa	g	3-14	0-5	0-1	1	4	5	1	8	2	2	0	29	
05	Harrison, Christian	g	0-2	0-1	0-0	1	4	5	0	0	0	0	0	7	
33	Anri, Aaron	g	0-2	0-0	2-2	3	5	8	1	2	0	0	2	15	
Team															
Totals		21-67	5-26	8-11	17	26	43	14	55	5	10	4	5	200	

FG % 1st Half: 11-40 27.5% 2nd half: 10-27 37.0% Game: 21-67 31.3%
 3FG % 1st Half: 3-13 23.1% 2nd half: 4-13 30.8% Game: 5-26 19.2%
 FT % 1st Half: 7-8 87.5% 2nd half: 1-3 33.3% Game: 8-11 72.7%

Officials: Mike Millone, Mitchell Ervin, Zelton Steed
 Technical fouls: Arkansas State-None. Troy-Walton III, John.
 Attendance: 1711

Score by periods	1st	2nd	Total
Arkansas State	24	40	64
Troy	30	25	55

Last FG - ASU 2nd-00:39, TROY 2nd-00:43.
 Largest lead - ASU by 11 2nd-05:43, TROY by 11 2nd-18:09.

Score tied - 7 times.
 Lead changed - 7 times.

GAME 22

Official Basketball Box Score - Game Totals - Final Statistics
Troy vs Arkansas State
 2/5/15 7:30 PM at Jonesboro, Ark. (Convocation Center)

Troy 69 • 9-12, 4-8 SBC

#	Player	Total		3-Ptr		Rebounds		PF	TP	A	T	Bk	Stl	Min
		FG	FGA	FG	FGA	FT	FTA							
21	Walton III, John	f	7-9	0-0	4-6	1	5	6	4	12	0	6	0	29
26	Thomas, Kevin	f	7-9	0-0	2-2	6	5	11	1	16	2	4	1	38
01	Abdul-Aleem, Musa	g	6-12	3-6	2-2	2	5	7	2	17	1	2	0	31
03	Person, Wesley	g	4-10	2-7	1-2	0	1	1	11	1	1	0	1	36
04	Ford, Kelton	g	2-6	0-1	1-2	0	2	2	3	5	3	3	0	28
10	Billbo, Chris	g	1-4	0-0	6-7	1	5	6	1	8	3	4	0	32
33	Anri, Aaron	g	0-1	0-0	0-0	0	1	2	0	0	1	0	0	6
	Team													
Totals		24-49	5-14	16-21	15	25	40	14	69	10	23	1	8	200
FG % 1st half: 17-33 51.5% 2nd half: 7-15 46.7% Game: 24-49 49.0% Deadball														
3PG % 1st half: 0-3 0.0% 2nd half: 1-5 20.0% Game: 1-5 35.7%														
FT % 1st half: 4-10 40.0% 2nd half: 7-12 58.3% Game: 11-22 50.0%														

FG % 1st Half: 17-33 51.5% 2nd half: 7-16 43.8% Game: 24-49 49.0%
 3FG % 1st Half: 4-9 44.4% 2nd half: 1-5 20.0% Game: 5-14 35.7%
 FT % 1st Half: 4-4 100.0 2nd half: 12-17 70.6% Game: 16-21 76.2%

Arkansas State 64 • 9-13, 4-9 SBC

#	Player	Total		3-Ptr		Rebounds		PF	TP	A	T	Bk	Stl	Min	
		FG	FGA	FG	FGA	FT	FTA								Off
24	Livingston, Anthony	f	6-13	0-2	1-4	3	5	8	4	13	2	2	3	1	37
33	Boucoun, Nouhoum	c	2-3	0-0	2-3	3	1	4	2	6	0	1	1	2	17
01	Golden, Cameron	g	5-14	3-8	0-0	0	2	2	1	13	1	4	0	2	36
05	Hardwick, PJ	g	2-4	0-1	0-0	0	2	2	4	4	4	4	0	0	30
12	Gardner, Sean	g	7-15	2-7	4-4	0	1	1	3	20	2	1	0	3	33
00	Macklin, Dajon	g	0-0	0-0	0-0	0	0	0	0	0	0	0	0	0	4
10	Dure, Frederic	g	1-2	1-2	0-0	0	0	0	4	3	4	0	0	0	10
11	Waters, Charles	g	0-2	0-0	0-0	1	3	4	3	0	0	2	0	0	18
13	Foster, C.J.	g	2-4	0-0	1-1	1	0	1	0	5	0	0	0	13	
14	Downs, Kelvin	g	0-0	0-0	0-0	0	0	0	0	0	0	0	0	0	2
	Team														
	Totals		25-57	6-20	8-12	10	14	24	21	64	9	18	4	9	200

FG % 1st Half: 10-24 41.7% 2nd half: 15-33 45.5% Game: 25-57 43.9%
 3FG % 1st Half: 2-8 25.0% 2nd half: 4-12 33.3% Game: 6-20 30.0%
 FT % 1st Half: 2-2 100.0 2nd half: 6-10 60.0% Game: 8-12 66.7%

Officials: Sam Craft, Zelton Steed, Sean Cassidy
 Technical fouls: Troy-None. Arkansas State-None.
 Attendance: 1919

Score by periods	1st	2nd	Total
Troy	42	27	69
Arkansas State	24	40	64

Last FG - TROY 2nd-01:15, ASU 2nd-00:08.
 Largest lead - TROY by 20 2nd-18:22, ASU by 1 1st-16:58.

Score tied - 0 times.
 Lead changed - 2 times.

GAME 20

Official Basketball Box Score - Game Totals - Final Statistics
UALR vs Arkansas State
 1/29/15 7:30 pm at Jonesboro, Ark. (Convocation Center)

UALR 75 • 8-12, 3-7 SBC

#	Player	Total		3-Ptr		Rebounds		PF	TP	A	T	Bk	Stl	Min	
		FG	FGA	FG	FGA	FT	FTA								
00	Woods, Roger	f	5-16	2-2	1-2	3	8	11	3	13	1	1	0	31	
05	Leeper, Gus	f	2-6	0-0	3-4	2	1	3	2	7	0	0	0	23	
03	Hagins, Josh	g	10-13	2-3	6-7	2	2	4	2	28	2	1	0	4	29
11	Smith, DeVonte	g	0-0	0-0	0-0	0	0	0	4	0	0	0	0	0	14
24	Dillard, Ben	g	1-5	0-3	2-2	0	0	0	1	4	2	1	0	1	20
01	Brown, Andre	g	0-0	0-0	0-0	0	1	1	0	0	1	0	1	0	3
02	Washington, Jerron	g	0-1	0-0	1-2	0	1	1	0	1	0	0	0	2	11
10	Hill, Maurus	g	0-3	0-0	2-2	0	0	0	2	2	0	1	0	0	9
14	Thomas, J.T.	g	3-3	1-1	1-3	0	2	2	1	8	4	1	0	1	26
21	Isom, Mareik	g	1-3	1-3	2-2	0	0	0	0	0	0	0	0	1	13
22	Reid, James	g	2-4	2-4	1-2	0	3	3	0	7	2	1	0	2	21
Team															
Totals		24-54	8-16	19-26	8	20	38	16	75	11	7	0	13	200	

FG % 1st Half: 12-31 38.7% 2nd half: 12-23 52.2% Game: 24-54 44.4%
 3FG % 1st Half: 4-11 36.4% 2nd half: 4-5 80.0% Game: 8-16 50.0%
 FT % 1st Half: 9-13 69.2% 2nd half: 10-13 76.9% Game: 19-26 73.1%

Arkansas State 65 • 9-11, 4-7 SBC

#	Player	Total		3-Ptr		Rebounds				PF	TP	A	T	Bk	Stl	Min
		FG	FGA	FG	FGA	FT	FTA	Off	Def							
11	Waters, Charles	f	1-4	0-0	1-1	1	3	4	1	3	2	1	0	1	14	
24	Livingston, Anthony	f	3-10	0-4	4-5	4	7	11	4	10	3	5	2	0	36	
01	Golden, Cameron	g	6-11	3-6	2-2	0	2	2	1	17	0	3	0	2	39	
05	Hardwick, PJ	g	0-3	0-0	0-0	0	2	0	2	0	2	1	0	0	24	
12	Gardner, Sean	g	6-12	3-5	0-1	2	3	5	2	15	1	0	1	0	24	
00	Macklin, Dajon	g	3-3	0-0	0-0	0	1	1	2	6	1	5	0	0	20	
10	Dure, Frederic	g	1-2	1-1	0-0	0	4	4	1	3	1	2	0	1	13	
14	Downs, Kelvin	g	3-7	0-0	1-2	2	4	6	3	7	0	2	1	0	22	
33	Boucoun, Nouhoum	g	1-1	0-0	2-4	0	3	3	1	4	1	0	1	0	8	
Team																
Totals		24-53	7-16	10-15	12	27	39	20	65	11	19	5	4	20		



ARKANSAS STATE MEN'S BASKETBALL

NO.	NAME	HT.	WT.	YR.	POS.	Ex.	HOMETOWN/LAST SCHOOL
0	Daijon Macklien	6-1	195	So.	G	JC	Los Angeles, Calif./Chattahoochee Valley CC
1	Cameron Golden	6-0	158	Jr.	G	2L	Memphis, Tenn./Ridgeway
2	Connor Kern	6-4	189	Fr.	G	HS	Pickerington, Ohio/Pickerington Central
3	Devin Carter*	6-4	209	Jr.	G	TR	Champaign, Ill./Kent State
4	Josh Pierre	6-0	184	Jr.	G	2L	Baton Rouge, La./Stillwater, Okla.
5	PJ Hardwick	5-11	167	RSo.	G	TR	Miami, Fla./North Texas
10	Frederic Dure	6-5	165	Jr.	G	JC	Montreal, Quebec/Sheridan College
11	Charles Waters	6-6	186	Jr.	F	JC	Memphis, Tenn./Southwest Tennessee CC
12	Sean Gardner	6-5	178	RJr.	G	RS	Memphis, Tenn./Motlow JC
13	C.J. Foster	6-3	180	So.	G	JC	Lilburn, Ga./Roane State
14	Kelvin Downs	6-9	230	Jr.	F	2L	Arlington, Texas/Juan Seguin
20	Josh Bowling	6-5	205	Fr.	F	HS	Benton, Ark./Benton
24	Anthony Livingston	6-8	230	So.	F	JC	Washington, D.C./San Jacinto College
33	Nouhoum Bocoum	6-10	270	Jr.	C	JC	Harlem, N.Y./Paris JC

* – Ineligible 2014-15 season due to NCAA Transfer Rule

Coaching Staff:

HEAD COACH: John Brady (7th Year)

ASSOCIATE HEAD COACH: Melvin Haralson (4th Year)

ASSISTANT COACHES: Carlos Wilson (1st Year), Mike Scutero (1st year)

DIRECTOR OF BASKETBALL OPERATIONS: Kyle Drake (1st Year)

Pronunciation Guide:

Nouhoum Bocoum - NA-hoom BA-coom

Daijon Macklien - DAY-john MAC-clean



2014-15 A-State Men's Basketball
Arkansas State Combined Team Statistics (as of Feb 13, 2015)
All games



RECORD:	OVERALL	HOME	AWAY	NEUTRAL
ALL GAMES	9-14	3-7	6-7	0-0
CONFERENCE	4-10	1-5	3-5	0-0
NON-CONFERENCE	5-4	2-2	3-2	0-0

#	Player	gp-gs	min	avg	Total		3-Point		F-Throw		Rebounds				pf	dq	a	to	blk	stl	pts	avg
					fg-fga	fg%	3fg-fga	3fg%	ft-fa	ft%	off	def	tot	avg								
24	Livingston, Anthony	23-23	819	35.6	122-269	.454	18-61	.295	74-110	.673	54	163	217	9.4	49	0	20	61	25	12	336	14.6
01	Golden, Cameron	23-23	820	35.7	111-300	.370	54-166	.325	51-72	.708	12	57	69	3.0	43	1	61	49	5	38	327	14.2
12	Gardner, Sean	23-23	752	32.7	110-261	.421	50-136	.368	28-38	.737	31	55	86	3.7	56	3	24	33	8	25	298	13.0
33	Boucoun, Nouhoum	23-10	373	16.2	54-118	.458	1-3	.333	40-57	.702	40	66	106	4.6	43	1	3	23	11	5	149	6.5
05	Hardwick, PJ	21-20	668	31.8	38-107	.355	1-8	.125	40-51	.784	17	58	75	3.6	46	1	114	51	0	19	117	5.6
14	Downs, Kelvin	22-7	361	16.4	25-73	.342	1-3	.333	20-29	.690	14	38	52	2.4	53	2	3	26	11	3	71	3.2
11	Waters, Charles	21-6	263	12.5	25-56	.446	0-2	.000	10-15	.667	23	44	67	3.2	47	2	3	13	13	11	60	2.9
10	Dure, Frederic	8-0	100	12.5	5-19	.263	5-11	.455	7-12	.583	0	15	15	1.9	9	0	4	11	0	3	22	2.8
13	Foster, C.J.	16-3	210	13.1	11-33	.333	2-11	.182	17-26	.654	10	9	19	1.2	24	1	10	15	1	2	41	2.6
00	Macklien, Daijon	20-0	244	12.2	16-36	.444	4-12	.333	6-9	.667	3	17	20	1.0	19	0	15	22	0	5	42	2.1
25	White, Ronnie	3-0	26	8.7	1-4	.250	0-0	.000	3-4	.750	2	8	10	3.3	4	0	0	1	0	0	5	1.7
04	Pierre, Josh	6-0	14	2.3	0-1	.000	0-1	.000	0-0	.000	0	3	3	0.5	0	0	0	1	0	1	0	0.0
Team											39	33	72		1		5					
Total.....		23	4650		518-1277	.406	136-414	.329	296-423	.700	245	566	811	35.3	394	11	257	311	74	124	1468	63.8
Opponents.....		23	4650		556-1324	.420	148-459	.322	308-466	.661	279	581	860	37.4	388	8	262	282	63	153	1568	68.2

TEAM STATISTICS	ASU	OPP
SCORING	1468	1568
Points per game	63.8	68.2
Scoring margin	-4.3	-
FIELD GOALS-ATT	518-1277	556-1324
Field goal pct	.406	.420
3 POINT FG-ATT	136-414	148-459
3-point FG pct	.329	.322
3-pt FG made per game	5.9	6.4
FREE THROWS-ATT	296-423	308-466
Free throw pct	.700	.661
F-Throws made per game	12.9	13.4
REBOUNDS	811	860
Rebounds per game	35.3	37.4
Rebounding margin	-2.1	-
ASSISTS	257	262
Assists per game	11.2	11.4
TURNOVERS	311	282
Turnovers per game	13.5	12.3
Turnover margin	-1.3	-
Assist/turnover ratio	0.8	0.9
STEALS	124	153
Steals per game	5.4	6.7
BLOCKS	74	63
Blocks per game	3.2	2.7
ATTENDANCE	18769	38108
Home games-Avg/Game	10-1877	13-2931
Neutral site-Avg/Game	-	0-0

Date	Opponent		Score	Att.
11/17/14	UT MARTIN	L	73-75	1517
11/25/14	LAMAR	L	58-63	1534
12/1/14	at Central Arkansas	W	67-49	1734
12/6/14	BELHAVEN	W	95-68	1406
12/10/14	at Purdue	L	46-87	9964
12/13/14	at TOLEDO	L	65-73	4445
12-17-14	at Mississippi State	W	69-55	5390
12/20/14	MARSHALL	W	67-58	1781
12/23/14	at Niagara	W	74-69	909
* 12/30/14	at South Alabama	Wot	63-60	1682
* 1/3/15	APPALACHIAN STATE	L	73-74	1628
* 01/05/15	at ULM	L	61-70	1418
* 1/8/15	GEORGIA SOUTHERN	L	61-73	1645
* 1/10/15	at UTA	L	50-77	1758
* 1/15/15	at Appalachian State	W	59-50	1685
* 1/17/15	TEXAS STATE	Wot	78-73	2219
* 1/19/15	GEORGIA STATE	L	54-60	2016
* 1/22/15	at Louisiana	L	59-96	4080
* 01/24/15	at Troy	W	64-55	1711
* 1/29/15	UALR	L	65-75	3104
* 1/31/15	at Georgia State	L	43-74	1564
* 2/5/15	TROY	L	64-69	1919
* 02/12/15	at Georgia Southern	L	60-65	1768

* - Conference game

Score by Periods	1st	2nd	OT	Totals
Arkansas State	675	771	22	1468
Opponents	788	766	14	1568



2014-15 A-State Men's Basketball
Arkansas State Combined Team Statistics (as of Feb 13, 2015)
Conference games



RECORD:	OVERALL	HOME	AWAY	NEUTRAL
ALL GAMES	4-10	1-5	3-5	0-0
CONFERENCE	4-10	1-5	3-5	0-0
NON-CONFERENCE	0-0	0-0	0-0	0-0

#	Player	gp-gs	min	avg	Total		3-Point		F-Throw		Rebounds				pf	dq	a	to	blk	stl	pts	avg
					fg-fga	fg%	3fg-fga	3fg%	ft-fa	ft%	off	def	tot	avg								
01	Golden, Cameron	14-14	498	35.6	64-181	.354	31-99	.313	30-44	.682	7	33	40	2.9	21	0	30	34	2	20	189	13.5
24	Livingston, Anthony	14-14	511	36.5	69-167	.413	7-38	.184	43-60	.717	35	106	141	10.1	28	0	10	32	14	6	188	13.4
12	Gardner, Sean	14-14	443	31.6	60-156	.385	26-75	.347	18-22	.818	19	23	42	3.0	36	2	15	21	5	18	164	11.7
05	Hardwick, PJ	14-13	448	32.0	30-82	.366	1-8	.125	26-33	.788	11	39	50	3.6	31	1	72	32	0	15	87	6.2
33	Boucoun, Nouhoum	14-6	202	14.4	28-63	.444	1-2	.500	25-34	.735	20	30	50	3.6	27	1	2	13	4	2	82	5.9
11	Waters, Charles	14-6	214	15.3	20-45	.444	0-2	.000	7-11	.636	20	36	56	4.0	40	2	3	9	13	7	47	3.4
10	Dure, Frederic	8-0	100	12.5	5-19	.263	5-11	.455	7-12	.583	0	15	15	1.9	9	0	4	11	0	3	22	2.8
14	Downs, Kelvin	13-2	204	15.7	11-38	.289	1-1	1.000	10-14	.714	6	20	26	2.0	30	1	0	13	7	2	33	2.5
13	Foster, C.J.	10-1	113	11.3	6-21	.286	2-8	.250	10-16	.625	6	4	10	1.0	11	0	4	7	0	2	24	2.4
00	Macklien, Daijon	11-0	112	10.2	7-15	.467	1-3	.333	3-5	.600	2	10	12	1.1	12	0	5	12	0	1	18	1.6
04	Pierre, Josh	2-0	5	2.5	0-0	.000	0-0	.000	0-0	.000	0	2	2	1.0	0	0	0	1	0	0	0	0.0
Team											18	17	35					4				
Total.....		14	2850		300-787	.381	75-247	.304	179-251	.713	144	335	479	34.2	245	7	145	189	45	76	854	61.0
Opponents.....		14	2850		344-799	.431	82-247	.332	201-296	.679	169	384	553	39.5	228	4	154	177	37	100	971	69.4

TEAM STATISTICS	ASU	OPP	Date	Opponent	Score	Att.
SCORING	854	971	* 12/30/14	at South Alabama	Wot 63-60	1682
Points per game	61.0	69.4	* 1/3/15	APPALACHIAN STATE	L 73-74	1628
Scoring margin	-8.4	-	* 01/05/15	at ULM	L 61-70	1418
FIELD GOALS-ATT	300-787	344-799	* 1/8/15	GEORGIA SOUTHERN	L 61-73	1645
Field goal pct	.381	.431	* 1/10/15	at UTA	L 50-77	1758
3 POINT FG-ATT	75-247	82-247	* 1/15/15	at Appalachian State	W 59-50	1685
3-point FG pct	.304	.332	* 1/17/15	TEXAS STATE	Wot 78-73	2219
3-pt FG made per game	5.4	5.9	* 1/19/15	GEORGIA STATE	L 54-60	2016
FREE THROWS-ATT	179-251	201-296	* 1/22/15	at Louisiana	L 59-96	4080
Free throw pct	.713	.679	* 01/24/15	at Troy	W 64-55	1711
F-Throws made per game	12.8	14.4	* 1/29/15	UALR	L 65-75	3104
REBOUNDS	479	553	* 1/31/15	at Georgia State	L 43-74	1564
Rebounds per game	34.2	39.5	* 2/5/15	TROY	L 64-69	1919
Rebounding margin	-5.3	-	* 02/12/15	at Georgia Southern	L 60-65	1768
ASSISTS	145	154	* - Conference game			
Assists per game	10.4	11.0				
TURNOVERS	189	177				
Turnovers per game	13.5	12.6				
Turnover margin	-0.9	-				
Assist/turnover ratio	0.8	0.9				
STEALS	76	100				
Steals per game	5.4	7.1				
BLOCKS	45	37				
Blocks per game	3.2	2.6				
ATTENDANCE	12531	15666				
Home games-Avg/Game	6-2088	8-1958				
Neutral site-Avg/Game	-	0-0				

Score by Periods	1st	2nd	OT	Totals
Arkansas State	376	456	22	854
Opponents	487	470	14	971



2014-15 A-State Men's Basketball
Arkansas State Combined Team Statistics (as of Feb 13, 2015)
Away games



RECORD:	OVERALL	HOME	AWAY	NEUTRAL
ALL GAMES	6-7	0-0	6-7	0-0
CONFERENCE	3-5	0-0	3-5	0-0
NON-CONFERENCE	3-2	0-0	3-2	0-0

#	Player	gp-gs	min	avg	Total		3-Point		F-Throw		Rebounds				pf	dq	a	to	blk	stl	pts	avg
					fg-fga	fg%	3fg-fga	3fg%	ft-fga	ft%	off	def	tot	avg								
01	Golden, Cameron	13-13	449	34.5	61-173	.353	31-100	.310	22-34	.647	8	30	38	2.9	27	1	32	27	4	23	175	13.5
24	Livingston, Anthony	13-13	445	34.2	59-138	.428	9-33	.273	29-45	.644	21	82	103	7.9	25	0	9	30	11	3	156	12.0
12	Gardner, Sean	13-13	407	31.3	55-143	.385	21-73	.288	7-10	.700	21	31	52	4.0	33	2	17	20	4	12	138	10.6
33	Boucoun, Nouhoum	13-6	261	20.1	39-82	.476	1-1	1.000	28-40	.700	28	45	73	5.6	26	1	1	17	7	2	107	8.2
05	Hardwick, PJ	13-12	393	30.2	28-74	.378	1-5	.200	29-38	.763	9	38	47	3.6	25	0	62	31	0	10	86	6.6
10	Dure, Frederic	4-0	66	16.5	2-12	.167	2-6	.333	7-12	.583	0	10	10	2.5	4	0	3	4	0	3	13	3.3
11	Waters, Charles	12-3	130	10.8	14-30	.467	0-2	.000	5-9	.556	16	22	38	3.2	28	1	1	5	9	8	33	2.8
00	Macklien, Daijon	11-0	156	14.2	9-19	.474	3-6	.500	6-9	.667	1	12	13	1.2	13	0	10	12	0	3	27	2.5
14	Downs, Kelvin	12-4	200	16.7	10-39	.256	0-0	.000	7-9	.778	8	21	29	2.4	28	2	2	12	6	2	27	2.3
13	Foster, C.J.	8-1	101	12.6	4-16	.250	2-7	.286	7-15	.467	6	7	13	1.6	12	0	5	8	1	1	17	2.1
25	White, Ronnie	1-0	10	10.0	0-1	.000	0-0	.000	1-2	.500	0	3	3	3.0	3	0	0	0	0	0	1	1.0
04	Pierre, Josh	3-0	7	2.3	0-0	.000	0-0	.000	0-0	.000	0	2	2	0.7	0	0	0	1	0	0	0	0.0
Team											22	19	41		1		5					
Total.....		13	2625		281-727	.387	70-233	.300	148-223	.664	140	322	462	35.5	225	7	142	172	42	67	780	60.0
Opponents.....		13	2625		319-755	.423	73-255	.286	169-262	.645	157	344	501	38.5	206	2	164	152	49	74	880	67.7

TEAM STATISTICS	ASU	OPP	Date	Opponent	Score	Att.
SCORING	780	880	12/1/14	at Central Arkansas	w 67-49	1734
Points per game	60.0	67.7	12/10/14	at Purdue	L 46-87	9964
Scoring margin	-7.7	-	12/13/14	at TOLEDO	L 65-73	4445
FIELD GOALS-ATT	281-727	319-755	12-17-14	at Mississippi State	w 69-55	5390
Field goal pct	.387	.423	12/23/14	at Niagara	w 74-69	909
3 POINT FG-ATT	70-233	73-255	* 12/30/14	at South Alabama	Wot 63-60	1682
3-point FG pct	.300	.286	* 01/05/15	at ULM	L 61-70	1418
3-pt FG made per game	5.4	5.6	* 1/10/15	at UTA	L 50-77	1758
FREE THROWS-ATT	148-223	169-262	* 1/15/15	at Appalachian State	w 59-50	1685
Free throw pct	.664	.645	* 1/22/15	at Louisiana	L 59-96	4080
F-Throws made per game	11.4	13.0	* 01/24/15	at Troy	w 64-55	1711
REBOUNDS	462	501	* 1/31/15	at Georgia State	L 43-74	1564
Rebounds per game	35.5	38.5	* 02/12/15	at Georgia Southern	L 60-65	1768
Rebounding margin	-3.0	-				
ASSISTS	142	164				
Assists per game	10.9	12.6				
TURNOVERS	172	152				
Turnovers per game	13.2	11.7				
Turnover margin	-1.5	-				
Assist/turnover ratio	0.8	1.1				
STEALS	67	74				
Steals per game	5.2	5.7				
BLOCKS	42	49				
Blocks per game	3.2	3.8				
ATTENDANCE	0	38108				
Home games-Avg/Game	0-0	13-2931				
Neutral site-Avg/Game	-	0-0				

* - Conference game

Score by Periods	1st	2nd	OT	Totals
Arkansas State	358	412	10	780
Opponents	460	413	7	880



2014-15 A-State Men's Basketball
Arkansas State Team High/Low Analysis (as of Feb 13, 2015)
All games



Arkansas State - TEAM GAME HIGHS

POINTS	95	BELHAVEN (12/6/14)
	78	TEXAS STATE (1/17/15)
	74	at Niagara (12/23/14)
	73	APPALACHIAN STATE (1/3/15)
	73	UT MARTIN (11/17/14)
FIELD GOALS MADE	34	BELHAVEN (12/6/14)
	27	APPALACHIAN STATE (1/3/15)
FIELD GOAL ATTEMPTS	68	BELHAVEN (12/6/14)
	64	at South Alabama (12/30/14)
FIELD GOAL PERCENTAGE	.578 (26-45)	UT MARTIN (11/17/14)
	.522 (24-46)	at Mississippi State (12-17-14)
3 PT FIELD GOALS MADE	13	BELHAVEN (12/6/14)
	9	at TOLEDO (12/13/14)
3 PT FG ATTEMPTS	27	at UTA (1/10/15)
	27	BELHAVEN (12/6/14)
3 PT FG PERCENTAGE	.545 (6-11)	UT MARTIN (11/17/14)
	.481 (13-27)	BELHAVEN (12/6/14)
FREE THROWS MADE	23	TEXAS STATE (1/17/15)
	20	MARSHALL (12/20/14)
FREE THROW ATTEMPTS	31	TEXAS STATE (1/17/15)
	29	MARSHALL (12/20/14)
FREE THROW PERCENTAGE	.933 (14-15)	BELHAVEN (12/6/14)
	.929 (13-14)	APPALACHIAN STATE (1/3/15)
REBOUNDS	49	MARSHALL (12/20/14)
	47	BELHAVEN (12/6/14)
ASSISTS	20	BELHAVEN (12/6/14)
	17	APPALACHIAN STATE (1/3/15)
STEALS	11	at Central Arkansas (12/1/14)
	9	TROY (2/5/15)
	9	GEORGIA SOUTHERN (1/8/15)
	9	BELHAVEN (12/6/14)
BLOCKED SHOTS	7	at Appalachian State (1/15/15)
	7	at Central Arkansas (12/1/14)
TURNOVERS	19	UALR (1/29/15)
	18	TROY (2/5/15)
FOULS	22	at Louisiana (1/22/15)
	22	at Purdue (12/10/14)



2014-15 A-State Men's Basketball
Arkansas State High/Low Analysis (as of Feb 13, 2015)
All games



Opponent - GAME HIGHS

POINTS	96	at Louisiana (1/22/15)
	87	at Purdue (12/10/14)
	77	at UTA (1/10/15)
	75	UALR (1/29/15)
	75	UT MARTIN (11/17/14)
FIELD GOALS MADE	32	at Louisiana (1/22/15)
	30	at Purdue (12/10/14)
FIELD GOAL ATTEMPTS	71	MARSHALL (12/20/14)
	67	at Troy (01/24/15)
FIELD GOAL PERCENTAGE	.552 (32-58)	at Louisiana (1/22/15)
	.547 (29-53)	at ULM (01/05/15)
3 PT FIELD GOALS MADE	14	at Louisiana (1/22/15)
	11	GEORGIA SOUTHERN (1/8/15)
	11	BELHAVEN (12/6/14)
3 PT FG ATTEMPTS	38	MARSHALL (12/20/14)
	30	BELHAVEN (12/6/14)
3 PT FG PERCENTAGE	.636 (14-22)	at Louisiana (1/22/15)
	.550 (11-20)	GEORGIA SOUTHERN (1/8/15)
FREE THROWS MADE	23	at UTA (1/10/15)
	21	at Georgia State (1/31/15)
	21	TEXAS STATE (1/17/15)
FREE THROW ATTEMPTS	30	at Georgia State (1/31/15)
	29	at UTA (1/10/15)
FREE THROW PERCENTAGE	.833 (10-12)	at Mississippi State (12-17-14)
	.800 (20-25)	at TOLEDO (12/13/14)
REBOUNDS	45	at South Alabama (12/30/14)
	43	at Georgia State (1/31/15)
	43	at Troy (01/24/15)
	43	at Appalachian State (1/15/15)
	43	GEORGIA SOUTHERN (1/8/15)
	43	MARSHALL (12/20/14)
ASSISTS	21	at Purdue (12/10/14)
	20	at Louisiana (1/22/15)
STEALS	13	UALR (1/29/15)
	11	UT MARTIN (11/17/14)
BLOCKED SHOTS	8	at Purdue (12/10/14)
	6	at Louisiana (1/22/15)
	6	at South Alabama (12/30/14)
TURNOVERS	23	TROY (2/5/15)
	21	at Central Arkansas (12/1/14)
FOULS	25	MARSHALL (12/20/14)
	25	LAMAR (11/25/14)



2014-15 A-State Men's Basketball
Arkansas State High/Low Analysis (as of Feb 13, 2015)
All games



Arkansas State - GAME LOWS

POINTS	43		at Georgia State (1/31/15)
	46		at Purdue (12/10/14)
	50		at UTA (1/10/15)
	54		GEORGIA STATE (1/19/15)
	58		LAMAR (11/25/14)
FIELD GOALS MADE	10		at Georgia State (1/31/15)
	14		GEORGIA STATE (1/19/15)
FIELD GOAL ATTEMPTS	45		UT MARTIN (11/17/14)
	46		LAMAR (11/25/14)
	46		at Mississippi State (12-17-14)
FIELD GOAL PERCENTAGE	.204	(10-49)	at Georgia State (1/31/15)
	.286	(14-49)	GEORGIA STATE (1/19/15)
3 PT FIELD GOALS MADE	2		at Purdue (12/10/14)
	3		at Louisiana (1/22/15)
3 PT FG ATTEMPTS	11		UT MARTIN (11/17/14)
	12		at Appalachian State (1/15/15)
3 PT FG PERCENTAGE	.143	(2-14)	at Purdue (12/10/14)
	.211	(4-19)	at ULM (01/05/15)
FREE THROWS MADE	6		at TOLEDO (12/13/14)
	8		at UTA (1/10/15)
	8		TROY (2/5/15)
	8		at Georgia Southern (02/12/15)
FREE THROW ATTEMPTS	8		at TOLEDO (12/13/14)
	12		at UTA (1/10/15)
	12		TROY (2/5/15)
FREE THROW PERCENTAGE	.444	(8-18)	at Georgia Southern (02/12/15)
	.542	(13-24)	at Mississippi State (12-17-14)
REBOUNDS	24		GEORGIA SOUTHERN (1/8/15)
	24		TROY (2/5/15)
ASSISTS	5		at Louisiana (1/22/15)
	6		UT MARTIN (11/17/14)
	6		at Georgia State (1/31/15)
STEALS	2		MARSHALL (12/20/14)
	2		at Georgia State (1/31/15)
	2		at Georgia Southern (02/12/15)
BLOCKED SHOTS	1		UT MARTIN (11/17/14)
	1		at ULM (01/05/15)
	1		TEXAS STATE (1/17/15)
	1		at Georgia Southern (02/12/15)
TURNOVERS	10		at TOLEDO (12/13/14)
	10		at Niagara (12/23/14)
	10		APPALACHIAN STATE (1/3/15)
	10		GEORGIA SOUTHERN (1/8/15)
FOULS	13		MARSHALL (12/20/14)
	13		APPALACHIAN STATE (1/3/15)



2014-15 A-State Men's Basketball
Arkansas State High/Low Analysis (as of Feb 13, 2015)
All games



Opponent - GAME LOWS

POINTS	49	at Central Arkansas (12/1/14)
	50	at Appalachian State (1/15/15)
	55	at Mississippi State (12-17-14)
	55	at Troy (01/24/15)
	58	MARSHALL (12/20/14)
FIELD GOALS MADE	17	at Central Arkansas (12/1/14)
	17	at Appalachian State (1/15/15)
FIELD GOAL ATTEMPTS	49	TROY (2/5/15)
	50	at Central Arkansas (12/1/14)
	50	GEORGIA SOUTHERN (1/8/15)
FIELD GOAL PERCENTAGE	.293 (17-58)	at Appalachian State (1/15/15)
	.296 (21-71)	MARSHALL (12/20/14)
3 PT FIELD GOALS MADE	1	at ULM (01/05/15)
	1	at Georgia State (1/31/15)
3 PT FG ATTEMPTS	8	at Georgia State (1/31/15)
	9	at ULM (01/05/15)
3 PT FG PERCENTAGE	.111 (1-9)	at ULM (01/05/15)
	.125 (1-8)	at Georgia State (1/31/15)
FREE THROWS MADE	5	at Georgia Southern (02/12/15)
	6	MARSHALL (12/20/14)
	6	at South Alabama (12/30/14)
FREE THROW ATTEMPTS	8	MARSHALL (12/20/14)
	11	at Troy (01/24/15)
FREE THROW PERCENTAGE	.333 (5-15)	at Georgia Southern (02/12/15)
	.389 (7-18)	at Central Arkansas (12/1/14)
REBOUNDS	24	BELHAVEN (12/6/14)
	28	UALR (1/29/15)
ASSISTS	4	at Mississippi State (12-17-14)
	4	GEORGIA STATE (1/19/15)
STEALS	2	at TOLEDO (12/13/14)
	2	at Niagara (12/23/14)
BLOCKED SHOTS	0	UT MARTIN (11/17/14)
	0	UALR (1/29/15)
TURNOVERS	5	at TOLEDO (12/13/14)
	7	UALR (1/29/15)
FOULS	11	at TOLEDO (12/13/14)
	12	at Purdue (12/10/14)
	12	APPALACHIAN STATE (1/3/15)
	12	at ULM (01/05/15)



2014-15 A-State Men's Basketball
Arkansas State Individual Game-by-Game (as of Feb 13, 2015)
All games



#00 Macklien, Daijon

Opponent	Date	gs	min	Total		3-Pointers		Free throws		Rebounds				pf	a	t/o	blk	stl	pts	avg
				fg-fga	pct	3fg-fga	pct	ft-fa	pct	off	def	tot	avg							
UT MARTIN	11/17/14		20	0-1	.000	0-1	.000	0-0	.000	0	0	0	0.0	1	2	3	0	0	0	0.0
LAMAR	11/25/14		17	1-4	.250	0-1	.000	0-0	.000	0	1	1	0.5	2	0	0	0	0	2	1.0
at Central Arkansas	12/1/14		7	0-1	.000	0-1	.000	0-0	.000	0	0	0	0.3	2	0	1	0	0	0	0.7
BELHAVEN	12/6/14		6	2-4	.500	1-3	.333	0-0	.000	1	0	1	0.5	0	1	0	0	1	5	1.8
at Purdue	12/10/14		17	2-3	.667	0-0	.000	0-0	.000	0	0	0	0.4	0	2	1	0	0	4	2.2
at TOLEDO	12/13/14		21	2-2	1.000	2-2	1.000	1-2	.500	0	0	0	0.3	0	2	1	0	1	7	3.0
at Mississippi State	12-17-14		18	0-1	.000	0-0	.000	0-0	.000	0	4	4	0.9	0	1	1	0	0	0	2.6
MARSHALL	12/20/14		11	1-4	.250	0-1	.000	0-0	.000	0	1	1	0.9	1	1	2	0	1	2	2.5
at Niagara	12/23/14		15	1-1	1.000	0-0	.000	2-2	1.000	0	1	1	0.9	1	1	1	0	1	4	2.7
at South Alabama	12/30/14		7	0-2	.000	0-0	.000	0-0	.000	1	1	2	1.0	0	0	1	0	0	0	2.4
APPALACHIAN STATE	1/3/15		4	0-0	.000	0-0	.000	0-0	.000	1	1	2	1.1	0	0	0	0	0	0	2.2
at ULM	01/05/15		5	0-0	.000	0-0	.000	0-0	.000	0	1	1	1.1	0	0	0	0	0	0	2.0
GEORGIA SOUTHERN	1/8/15		4	0-1	.000	0-0	.000	0-0	.000	0	1	1	1.1	0	0	0	0	0	0	1.8
at UTA	1/10/15		18	1-4	.250	1-1	1.000	0-0	.000	0	1	1	1.1	3	0	2	0	1	3	1.9
TEXAS STATE	1/17/15		2	0-0	.000	0-0	.000	0-0	.000	0	0	0	1.0	0	0	0	0	0	0	1.8
at Louisiana	1/22/15		24	1-1	1.000	0-0	.000	0-2	.000	0	4	4	1.2	2	3	3	0	0	2	1.8
at Troy	01/24/15		21	2-3	.667	0-1	.000	3-3	1.000	0	0	0	1.1	3	1	1	0	0	7	2.1
UALR	1/29/15		20	3-3	1.000	0-0	.000	0-0	.000	0	1	1	1.1	2	1	5	0	0	6	2.3
at Georgia State	1/31/15		3	0-1	.000	0-1	.000	0-0	.000	0	0	0	1.1	2	0	0	0	0	0	2.2
TROY	2/5/15		4	0-0	.000	0-0	.000	0-0	.000	0	0	0	1.0	0	0	0	0	0	0	2.1
Totals		0	244	16-36	.444	4-12	.333	6-9	.667	3	17	20	1.0	19	15	22	0	5	42	2.1

Games played: 20
Minutes/game: 12.2
Points/game: 2.1
FG Pct: 44.4
3FG Pct: 33.3
FT Pct: 66.7

Rebounds/game: 1.0
Assists/game: 0.8
Turnovers/game: 1.1
Assist/turnover ratio: 0.7
Steals/game: 0.3



2014-15 A-State Men's Basketball
Arkansas State Individual Game-by-Game (as of Feb 13, 2015)
All games



#01 Golden, Cameron

Opponent	Date	gs	min	Total		3-Pointers		Free throws		Rebounds				pf	a	t/o	blk	stl	pts	avg	
				fg-fga	pct	3fg-fga	pct	ft-fa	pct	off	def	tot	avg								
UT MARTIN	11/17/14	*	37	5-9	.556	3-3	1.000	4-6	.667	0	4	4	4.0	2	3	2	0	2	17	17.0	
LAMAR	11/25/14	*	40	4-13	.308	2-6	.333	3-6	.500	1	2	3	3.5	2	4	4	0	1	13	15.0	
at Central Arkansas	12/1/14	*	33	5-15	.333	4-10	.400	0-0	.000	0	0	0	2.3	2	4	1	0	5	14	14.7	
BELHAVEN	12/6/14	*	34	5-15	.333	3-10	.300	5-5	1.000	1	0	1	2.0	1	7	0	0	2	18	15.5	
at Purdue	12/10/14	*	35	3-13	.231	1-8	.125	2-2	1.000	0	2	2	2.0	3	2	2	1	4	9	14.2	
at TOLEDO	12/13/14	*	33	6-15	.400	4-10	.400	2-2	1.000	0	6	6	2.7	4	4	1	0	0	18	14.8	
at Mississippi State	12-17-14	*	36	6-13	.462	3-7	.429	0-1	.000	0	2	2	2.6	5	4	2	0	1	15	14.9	
MARSHALL	12/20/14	*	35	5-12	.417	1-6	.167	3-4	.750	2	4	6	3.0	0	1	1	0	1	14	14.8	
at Niagara	12/23/14	*	39	8-14	.571	2-7	.286	2-2	1.000	1	4	5	3.2	3	2	2	2	2	20	15.3	
at South Alabama	12/30/14	*	42	4-13	.308	3-9	.333	3-6	.500	2	4	6	3.5	1	1	3	0	1	14	15.2	
APPALACHIAN STATE	1/3/15	*	36	5-12	.417	1-4	.250	0-0	.000	0	3	3	3.5	3	2	0	0	1	11	14.8	
at ULM	01/05/15	*	38	8-18	.444	4-11	.364	5-6	.833	1	1	2	3.3	2	2	1	0	2	25	15.7	
GEORGIA SOUTHERN	1/8/15	*	38	6-13	.462	4-9	.444	1-2	.500	0	3	3	3.3	2	6	1	1	2	17	15.8	
at UTA	1/10/15	*	31	3-19	.158	0-12	.000	0-1	.000	1	5	6	3.5	0	4	2	1	2	6	15.1	
at Appalachian State	1/15/15	*	34	7-14	.500	3-6	.500	3-5	.600	0	2	2	3.4	1	1	3	0	2	20	15.4	
TEXAS STATE	1/17/15	*	41	6-16	.375	1-6	.167	9-10	.900	0	5	5	3.5	2	5	5	0	0	22	15.8	
GEORGIA STATE	1/19/15	*	35	3-12	.250	2-8	.250	2-3	.667	0	2	2	3.4	2	0	2	0	2	10	15.5	
at Louisiana	1/22/15	*	31	3-8	.375	0-2	.000	2-2	1.000	1	0	1	3.3	1	1	3	0	0	8	15.1	
at Troy	01/24/15	*	34	4-12	.333	4-6	.667	0-0	.000	0	3	3	3.3	1	4	3	0	3	12	14.9	
UALR	1/29/15	*	39	6-11	.545	3-6	.500	2-2	1.000	0	2	2	3.2	1	0	3	0	2	17	15.0	
at Georgia State	1/31/15	*	35	2-8	.250	2-5	.400	3-7	.429	0	0	0	3.0	3	2	2	0	1	9	14.7	
TROY	2/5/15	*	36	5-14	.357	3-8	.375	0-0	.000	0	2	2	3.0	1	1	4	0	2	13	14.6	
at Georgia Southern	02/12/15	*	28	2-11	.182	1-7	.143	0-0	.000	2	1	3	3.0	1	1	2	0	0	5	14.2	
Totals			23	820	111-300	.370	54-166	.325	51-72	.708	12	57	69	3.0	43	61	49	5	38	327	14.2

Games played: 23
Minutes/game: 35.7
Points/game: 14.2
FG Pct: 37.0
3FG Pct: 32.5
FT Pct: 70.8

Rebounds/game: 3.0
Assists/game: 2.7
Turnovers/game: 2.1
Assist/turnover ratio: 1.2
Steals/game: 1.7
Blocks/game: 0.2



2014-15 A-State Men's Basketball
Arkansas State Individual Game-by-Game (as of Feb 13, 2015)
All games



#04 Pierre, Josh

Opponent	Date	gs	min	Total		3-Pointers		Free throws		Rebounds				pf	a	t/o	blk	stl	pts	avg
				fg-fga	pct	3fg-fga	pct	ft-fa	pct	off	def	tot	avg							
UT MARTIN	11/17/14		3	0-0	.000	0-0	.000	0-0	.000	0	1	1	1.0	0	0	0	0	0	0	0.0
LAMAR	11/25/14		2	0-1	.000	0-1	.000	0-0	.000	0	0	0	0.5	0	0	0	0	0	0	0.0
BELHAVEN	12/6/14		2	0-0	.000	0-0	.000	0-0	.000	0	0	0	0.3	0	0	0	0	1	0	0.0
at Purdue	12/10/14		2	0-0	.000	0-0	.000	0-0	.000	0	0	0	0.3	0	0	0	0	0	0	0.0
at UTA	1/10/15		2	0-0	.000	0-0	.000	0-0	.000	0	0	0	0.2	0	0	0	0	0	0	0.0
at Georgia State	1/31/15		3	0-0	.000	0-0	.000	0-0	.000	0	2	2	0.5	0	0	1	0	0	0	0.0
Totals		0	14	0-1	.000	0-1	.000	0-0	.000	0	3	3	0.5	0	0	1	0	1	0	0.0

Games played: 6
Minutes/game: 2.3
FG Pct: 0.0
3FG Pct: 0.0

Rebounds/game: 0.5
Turnovers/game: 0.2
Steals/game: 0.2

#05 Hardwick, PJ

Opponent	Date	gs	min	Total		3-Pointers		Free throws		Rebounds				pf	a	t/o	blk	stl	pts	avg
				fg-fga	pct	3fg-fga	pct	ft-fa	pct	off	def	tot	avg							
at Central Arkansas	12/1/14	*	35	1-2	.500	0-0	.000	4-6	.667	1	4	5	5.0	4	3	5	0	2	6	6.0
BELHAVEN	12/6/14	*	37	2-6	.333	0-0	.000	1-1	1.000	4	2	6	5.5	1	9	3	0	1	5	5.5
at Purdue	12/10/14	*	26	2-7	.286	0-0	.000	4-4	1.000	0	1	1	4.0	0	3	5	0	1	8	6.3
at TOLEDO	12/13/14	*	26	0-3	.000	0-0	.000	0-0	.000	0	1	1	3.3	4	5	0	0	0	0	4.8
at Mississippi State	12-17-14	*	29	1-2	.500	0-0	.000	5-7	.714	0	6	6	3.8	1	7	3	0	0	7	5.2
MARSHALL	12/20/14	*	36	0-2	.000	0-0	.000	0-0	.000	0	4	4	3.8	3	4	3	0	0	0	4.3
at Niagara	12/23/14	*	31	2-3	.667	0-0	.000	0-0	.000	1	1	2	3.6	2	11	0	0	0	4	4.3
at South Alabama	12/30/14	*	45	3-9	.333	0-0	.000	2-2	1.000	1	3	4	3.6	1	6	0	0	4	8	4.8
APPALACHIAN STATE	1/3/15	*	38	2-8	.250	0-1	.000	6-6	1.000	1	4	5	3.8	1	15	1	0	1	10	5.3
at ULM	01/05/15	*	40	7-13	.538	0-1	.000	1-3	.333	1	5	6	4.0	3	6	3	0	1	15	6.3
GEORGIA SOUTHERN	1/8/15	*	33	4-7	.571	0-0	.000	4-6	.667	0	3	3	3.9	4	4	3	0	3	12	6.8
at UTA	1/10/15	*	29	3-9	.333	0-1	.000	0-0	.000	1	3	4	3.9	3	2	2	0	1	6	6.8
at Appalachian State	1/15/15	*	37	2-5	.400	0-0	.000	7-8	.875	2	6	8	4.2	3	9	4	0	1	11	7.1
TEXAS STATE	1/17/15	*	39	0-1	.000	0-0	.000	0-0	.000	1	2	3	4.1	2	7	3	0	3	0	6.6
GEORGIA STATE	1/19/15	*	38	0-2	.000	0-1	.000	0-0	.000	0	3	3	4.1	1	7	2	0	1	0	6.1
at Louisiana	1/22/15	*	27	7-17	.412	1-3	.333	2-2	1.000	1	1	2	3.9	3	1	4	0	0	17	6.8
at Troy	01/24/15	*	25	0-2	.000	0-0	.000	2-4	.500	0	3	3	3.9	0	3	2	0	0	2	6.5
UALR	1/29/15	*	24	0-3	.000	0-0	.000	0-0	.000	2	0	2	3.8	5	2	1	0	0	0	6.2
at Georgia State	1/31/15	*	21	0-1	.000	0-0	.000	2-2	1.000	0	2	2	3.7	1	2	1	0	0	2	5.9
TROY	2/5/15	*	30	2-4	.500	0-1	.000	0-0	.000	0	2	2	3.6	4	4	4	0	0	4	5.9
at Georgia Southern	02/12/15		22	0-1	.000	0-0	.000	0-0	.000	1	2	3	3.6	0	4	2	0	0	0	5.6
Totals		20	668	38-107	.355	1-8	.125	40-51	.784	17	58	75	3.6	46	114	51	0	19	117	5.6

Games played: 21
Minutes/game: 31.8
Points/game: 5.6
FG Pct: 35.5
3FG Pct: 12.5
FT Pct: 78.4

Rebounds/game: 3.6
Assists/game: 5.4
Turnovers/game: 2.4
Assist/turnover ratio: 2.2
Steals/game: 0.9



2014-15 A-State Men's Basketball
Arkansas State Individual Game-by-Game (as of Feb 13, 2015)
All games



#10 Dure, Frederic

Opponent	Date	gs	min	Total		3-Pointers		Free throws		Rebounds				pf	a	t/o	blk	stl	pts	avg
				fg-fga	pct	3fg-fga	pct	ft-fa	pct	off	def	tot	avg							
TEXAS STATE	1/17/15		7	1-1	1.000	1-1	1.000	0-0	.000	0	0	0	0.0	0	0	0	0	0	3	3.0
GEORGIA STATE	1/19/15		4	0-2	.000	0-1	.000	0-0	.000	0	1	1	0.5	0	0	1	0	0	0	1.5
at Louisiana	1/22/15		14	0-2	.000	0-1	.000	5-7	.714	0	1	1	0.7	1	0	1	0	2	5	2.7
at Troy	01/24/15		11	1-3	.333	1-1	1.000	0-0	.000	0	1	1	0.8	0	3	0	0	1	3	2.8
UALR	1/29/15		13	1-2	.500	1-1	1.000	0-0	.000	0	4	4	1.4	1	1	2	0	0	3	2.8
at Georgia State	1/31/15		23	1-4	.250	1-2	.500	2-2	1.000	0	5	5	2.0	2	0	3	0	0	5	3.2
TROY	2/5/15		10	1-2	.500	1-2	.500	0-0	.000	0	0	0	1.7	4	0	4	0	0	3	3.1
at Georgia Southern	02/12/15		18	0-3	.000	0-2	.000	0-3	.000	0	3	3	1.9	1	0	0	0	0	0	2.8
Totals		0	100	5-19	.263	5-11	.455	7-12	.583	0	15	15	1.9	9	4	11	0	3	22	2.8

Games played: 8
Minutes/game: 12.5
Points/game: 2.8
FG Pct: 26.3
3FG Pct: 45.5
FT Pct: 58.3

Rebounds/game: 1.9
Assists/game: 0.5
Turnovers/game: 1.4
Assist/turnover ratio: 0.4
Steals/game: 0.4

#11 Waters, Charles

Opponent	Date	gs	min	Total		3-Pointers		Free throws		Rebounds				pf	a	t/o	blk	stl	pts	avg
				fg-fga	pct	3fg-fga	pct	ft-fa	pct	off	def	tot	avg							
LAMAR	11/25/14		11	0-1	.000	0-0	.000	0-0	.000	0	1	1	1.0	1	0	1	0	0	0	0.0
at Central Arkansas	12/1/14		13	1-2	.500	0-0	.000	1-2	.500	1	3	4	2.5	2	0	0	0	2	3	1.5
BELHAVEN	12/6/14		15	3-5	.600	0-0	.000	0-0	.000	1	2	3	2.7	1	0	1	0	1	6	3.0
at Purdue	12/10/14		3	0-0	.000	0-0	.000	0-0	.000	0	0	0	2.0	0	0	0	0	0	0	2.3
at TOLEDO	12/13/14		1	0-1	.000	0-0	.000	0-0	.000	1	1	2	2.0	2	0	0	0	0	0	1.8
MARSHALL	12/20/14		3	1-1	1.000	0-0	.000	0-0	.000	0	1	1	1.8	0	0	0	0	0	2	1.8
at Niagara	12/23/14		3	0-1	.000	0-0	.000	2-2	1.000	0	0	0	1.6	1	0	2	0	1	2	1.9
at South Alabama	12/30/14		14	1-2	.500	0-0	.000	0-0	.000	1	2	3	1.8	2	0	0	2	1	2	1.9
APPALACHIAN STATE	1/3/15		5	1-1	1.000	0-0	.000	0-0	.000	0	0	0	1.6	0	0	1	0	0	2	1.9
at ULM	01/05/15		12	2-2	1.000	0-0	.000	0-0	.000	3	1	4	1.8	2	0	0	1	0	4	2.1
GEORGIA SOUTHERN	1/8/15		21	4-7	.571	0-0	.000	0-1	.000	1	5	6	2.2	5	0	1	1	1	8	2.6
at UTA	1/10/15		12	1-2	.500	0-1	.000	0-0	.000	2	1	3	2.3	3	1	1	2	1	2	2.6
at Appalachian State	1/15/15	*	19	2-7	.286	0-0	.000	0-1	.000	3	3	6	2.5	4	0	0	1	2	4	2.7
TEXAS STATE	1/17/15	*	24	0-1	.000	0-0	.000	4-4	1.000	1	6	7	2.9	4	0	0	0	1	4	2.8
GEORGIA STATE	1/19/15	*	22	1-4	.250	0-0	.000	0-0	.000	2	1	3	2.9	4	0	1	2	0	2	2.7
at Louisiana	1/22/15	*	13	3-4	.750	0-0	.000	0-2	.000	2	1	3	2.9	5	0	0	0	1	6	2.9
at Troy	01/24/15	*	16	2-4	.500	0-1	.000	0-0	.000	1	6	7	3.1	4	0	1	1	0	4	3.0
UALR	1/29/15	*	14	1-4	.250	0-0	.000	1-1	1.000	1	3	4	3.2	1	2	1	1	0	3	3.0
at Georgia State	1/31/15		18	1-3	.333	0-0	.000	2-2	1.000	1	1	2	3.1	2	0	1	1	0	4	3.1
TROY	2/5/15		18	0-2	.000	0-0	.000	0-0	.000	1	3	4	3.2	3	0	2	0	0	0	2.9
at Georgia Southern	02/12/15		6	1-2	.500	0-0	.000	0-0	.000	1	3	4	3.2	1	0	0	1	0	2	2.9
Totals		6	263	25-56	.446	0-2	.000	10-15	.667	23	44	67	3.2	47	3	13	13	11	60	2.9

Games played: 21
Minutes/game: 12.5
Points/game: 2.9
FG Pct: 44.6
3FG Pct: 0.0
FT Pct: 66.7

Rebounds/game: 3.2
Assists/game: 0.1
Turnovers/game: 0.6
Assist/turnover ratio: 0.2
Steals/game: 0.5
Blocks/game: 0.6



2014-15 A-State Men's Basketball
Arkansas State Individual Game-by-Game (as of Feb 13, 2015)
All games



#12 Gardner, Sean

Opponent	Date	gs	min	Total		3-Pointers		Free throws		Rebounds				pf	a	t/o	blk	stl	pts	avg	
				fg-fga	pct	3fg-fga	pct	ft-fa	pct	off	def	tot	avg								
UT MARTIN	11/17/14	*	38	6-9	.667	1-3	.333	2-4	.500	1	3	4	4.0	2	0	4	0	2	15	15.0	
LAMAR	11/25/14	*	30	4-10	.400	2-6	.333	1-2	.500	0	2	2	3.0	2	1	1	0	0	11	13.0	
at Central Arkansas	12/1/14	*	32	2-10	.200	0-5	.000	0-0	.000	5	3	8	4.7	1	1	2	0	1	4	10.0	
BELHAVEN	12/6/14	*	35	10-13	.769	8-9	.889	0-0	.000	1	7	8	5.5	2	1	1	2	1	28	14.5	
at Purdue	12/10/14	*	23	1-6	.167	0-3	.000	0-0	.000	2	0	2	4.8	5	1	1	0	0	2	12.0	
at TOLEDO	12/13/14	*	40	5-13	.385	2-8	.250	0-0	.000	1	7	8	5.3	1	3	0	1	3	12	12.0	
at Mississippi State	12-17-14	*	36	8-14	.571	5-10	.500	1-2	.500	0	5	5	5.3	1	0	2	0	0	22	13.4	
MARSHALL	12/20/14	*	39	5-16	.313	3-9	.333	4-4	1.000	1	3	4	5.1	3	1	1	0	0	17	13.9	
at Niagara	12/23/14	*	36	9-14	.643	3-8	.375	2-4	.500	1	2	3	4.9	3	1	0	0	0	23	14.9	
at South Alabama	12/30/14	*	41	4-13	.308	1-5	.200	0-0	.000	1	2	3	4.7	0	1	3	1	1	9	14.3	
APPALACHIAN STATE	1/3/15	*	38	6-13	.462	3-6	.500	2-2	1.000	2	1	3	4.5	3	0	2	0	0	17	14.5	
at ULM	01/05/15	*	37	1-8	.125	0-4	.000	2-2	1.000	2	3	5	4.6	2	2	1	0	2	4	13.7	
GEORGIA SOUTHERN	1/8/15	*	36	2-8	.250	2-6	.333	3-3	1.000	0	2	2	4.4	0	0	1	0	2	9	13.3	
at UTA	1/10/15	*	27	6-14	.429	4-10	.400	0-0	.000	3	2	5	4.4	4	1	4	1	0	16	13.5	
at Appalachian State	1/15/15	*	36	4-10	.400	1-3	.333	0-0	.000	2	3	5	4.5	3	1	0	0	3	9	13.2	
TEXAS STATE	1/17/15	*	37	3-11	.273	1-6	.167	2-4	.500	1	1	2	4.3	1	1	2	0	3	9	12.9	
GEORGIA STATE	1/19/15	*	35	6-11	.545	4-6	.667	3-4	.750	2	1	3	4.2	5	0	0	2	0	19	13.3	
at Louisiana	1/22/15	*	18	2-7	.286	1-4	.250	0-0	.000	0	0	0	4.0	3	0	2	0	0	5	12.8	
at Troy	01/24/15	*	29	5-14	.357	1-4	.250	2-2	1.000	1	3	4	4.0	2	2	2	1	0	13	12.8	
UALR	1/29/15	*	24	6-12	.500	3-5	.600	0-1	.000	2	3	5	4.1	2	1	0	0	2	15	13.0	
at Georgia State	1/31/15	*	28	4-11	.364	1-6	.167	0-0	.000	2	1	3	4.0	3	2	2	0	1	9	12.8	
TROY	2/5/15	*	33	7-15	.467	2-7	.286	4-4	1.000	0	1	1	3.9	3	2	1	0	3	20	13.1	
at Georgia Southern	02/12/15	*	24	4-9	.444	2-3	.667	0-0	.000	1	0	1	3.7	5	2	1	0	1	10	13.0	
Totals			23	752	110-261	.421	50-136	.368	28-38	.737	31	55	86	3.7	56	24	33	8	25	298	13.0

Games played: 23
Minutes/game: 32.7
Points/game: 13.0
FG Pct: 42.1
3FG Pct: 36.8
FT Pct: 73.7

Rebounds/game: 3.7
Assists/game: 1.0
Turnovers/game: 1.4
Assist/turnover ratio: 0.7
Steals/game: 1.1
Blocks/game: 0.3



2014-15 A-State Men's Basketball
Arkansas State Individual Game-by-Game (as of Feb 13, 2015)
All games



#13 Foster, C.J.

Opponent	Date	gs	min	Total		3-Pointers		Free throws		Rebounds				pf	a	t/o	blk	stl	pts	avg
				fg-fga	pct	3fg-fga	pct	ft-fta	pct	off	def	tot	avg							
UT MARTIN	11/17/14	*	23	3-5	.600	0-1	.000	1-1	1.000	1	0	1	1.0	5	1	3	0	0	7	7.0
LAMAR	11/25/14	*	31	0-1	.000	0-0	.000	3-4	.750	0	2	2	1.5	3	1	1	0	0	3	5.0
at Central Arkansas	12/1/14		13	1-2	.500	0-1	.000	2-4	.500	1	1	2	1.7	2	1	0	1	0	4	4.7
BELHAVEN	12/6/14		12	1-2	.500	0-0	.000	1-1	1.000	1	0	1	1.5	1	1	2	0	0	3	4.3
at Purdue	12/10/14		17	0-2	.000	0-1	.000	0-0	.000	1	2	3	1.8	2	2	2	0	0	0	3.4
at Mississippi State	12-17-14		1	0-0	.000	0-0	.000	0-0	.000	0	0	0	1.5	0	0	0	0	0	0	2.8
APPALACHIAN STATE	1/3/15		4	0-0	.000	0-0	.000	2-2	1.000	1	0	1	1.4	0	0	0	0	0	2	2.7
GEORGIA SOUTHERN	1/8/15		9	0-2	.000	0-2	.000	2-2	1.000	0	0	0	1.3	0	0	0	0	0	2	2.6
at UTA	1/10/15		12	1-1	1.000	1-1	1.000	0-0	.000	0	1	1	1.2	1	1	2	0	0	3	2.7
at Appalachian State	1/15/15		14	0-2	.000	0-0	.000	0-0	.000	1	2	3	1.4	1	0	3	0	0	0	2.4
TEXAS STATE	1/17/15		9	0-0	.000	0-0	.000	0-0	.000	0	0	0	1.3	1	1	0	0	0	0	2.2
GEORGIA STATE	1/19/15		8	1-3	.333	0-1	.000	0-0	.000	0	0	0	1.2	2	1	1	0	0	2	2.2
at Louisiana	1/22/15		5	0-2	.000	0-0	.000	0-0	.000	1	0	1	1.2	1	0	0	0	0	0	2.0
at Georgia State	1/31/15		11	0-2	.000	0-2	.000	1-2	.500	0	0	0	1.1	2	0	0	0	0	1	1.9
TROY	2/5/15		13	2-4	.500	0-0	.000	1-1	1.000	1	0	1	1.1	0	0	0	0	1	5	2.1
at Georgia Southern	02/12/15	*	28	2-5	.400	1-2	.500	4-9	.444	2	1	3	1.2	3	1	1	0	1	9	2.6
Totals		3	210	11-33	.333	2-11	.182	17-26	.654	10	9	19	1.2	24	10	15	1	2	41	2.6

Games played: 16
Minutes/game: 13.1
Points/game: 2.6
FG Pct: 33.3
3FG Pct: 18.2
FT Pct: 65.4

Rebounds/game: 1.2
Assists/game: 0.6
Turnovers/game: 0.9
Assist/turnover ratio: 0.7
Steals/game: 0.1
Blocks/game: 0.1

#14 Downs, Kelvin

Opponent	Date	gs	min	Total		3-Pointers		Free throws		Rebounds				pf	a	t/o	blk	stl	pts	avg
				fg-fga	pct	3fg-fga	pct	ft-fta	pct	off	def	tot	avg							
UT MARTIN	11/17/14	*	23	3-4	.750	0-0	.000	2-2	1.000	0	1	1	1.0	4	0	1	0	0	8	8.0
LAMAR	11/25/14	*	18	2-5	.400	0-0	.000	3-5	.600	1	2	3	2.0	1	0	3	0	0	7	7.5
at Central Arkansas	12/1/14	*	14	2-4	.500	0-0	.000	0-1	.000	1	2	3	2.3	1	0	0	1	1	4	6.3
BELHAVEN	12/6/14	*	19	2-7	.286	0-2	.000	1-1	1.000	0	5	5	3.0	3	1	2	1	0	5	6.0
at Purdue	12/10/14	*	10	0-3	.000	0-0	.000	0-0	.000	1	1	2	2.8	5	1	0	0	0	0	4.8
at TOLEDO	12/13/14		24	2-4	.500	0-0	.000	0-0	.000	0	3	3	2.8	1	1	1	1	0	4	4.7
at Mississippi State	12-17-14		15	2-3	.667	0-0	.000	0-0	.000	2	2	4	3.0	3	0	2	0	0	4	4.6
MARSHALL	12/20/14		16	1-2	.500	0-0	.000	4-6	.667	2	2	4	3.1	2	0	2	1	0	6	4.8
at Niagara	12/23/14		18	0-3	.000	0-0	.000	0-0	.000	1	0	1	2.9	3	0	2	0	0	0	4.2
at South Alabama	12/30/14		11	0-1	.000	0-0	.000	0-0	.000	0	1	1	2.7	5	0	2	0	0	0	3.8
APPALACHIAN STATE	1/3/15		25	3-6	.500	1-1	1.000	1-2	.500	1	2	3	2.7	4	0	2	1	1	8	4.2
at ULM	01/05/15		20	1-3	.333	0-0	.000	1-2	.500	0	3	3	2.8	1	0	2	0	0	3	4.1
GEORGIA SOUTHERN	1/8/15		18	0-0	.000	0-0	.000	0-0	.000	0	0	0	2.5	1	0	1	0	0	0	3.8
at UTA	1/10/15	*	22	0-2	.000	0-0	.000	4-4	1.000	1	1	2	2.5	1	0	0	0	0	4	3.8
at Appalachian State	1/15/15		13	0-1	.000	0-0	.000	0-0	.000	0	1	1	2.4	3	0	1	1	0	0	3.5
TEXAS STATE	1/17/15		5	1-2	.500	0-0	.000	0-0	.000	0	1	1	2.3	4	0	1	0	0	2	3.4
GEORGIA STATE	1/19/15		13	0-1	.000	0-0	.000	1-2	.500	0	0	0	2.2	3	0	0	1	0	1	3.3
at Louisiana	1/22/15		27	3-8	.375	0-0	.000	0-0	.000	1	5	6	2.4	1	0	0	1	1	6	3.4
at Troy	01/24/15		14	0-2	.000	0-0	.000	0-0	.000	0	1	1	2.3	2	0	0	1	0	0	3.3
UALR	1/29/15		22	3-7	.429	0-0	.000	1-2	.500	2	4	6	2.5	3	0	2	1	0	7	3.5
at Georgia State	1/31/15	*	12	0-5	.000	0-0	.000	2-2	1.000	1	1	2	2.5	2	0	2	1	0	2	3.4
TROY	2/5/15		2	0-0	.000	0-0	.000	0-0	.000	0	0	0	2.4	0	0	0	0	0	0	3.2
Totals		7	361	25-73	.342	1-3	.333	20-29	.690	14	38	52	2.4	53	3	26	11	3	71	3.2

Games played: 22
Minutes/game: 16.4
Points/game: 3.2
FG Pct: 34.2
3FG Pct: 33.3
FT Pct: 69.0

Rebounds/game: 2.4
Assists/game: 0.1
Turnovers/game: 1.2
Assist/turnover ratio: 0.1
Steals/game: 0.1
Blocks/game: 0.5



2014-15 A-State Men's Basketball
Arkansas State Individual Game-by-Game (as of Feb 13, 2015)
All games



#24 Livingston, Anthony

Opponent	Date	gs	min	Total		3-Pointers		Free throws		Rebounds				pf	a	t/o	blk	stl	pts	avg	
				fg-fga	pct	3fg-fga	pct	ft-fa	pct	off	def	tot	avg								
UT MARTIN	11/17/14	*	38	9-15	.600	2-3	.667	6-7	.857	2	7	9	9.0	2	0	2	1	2	26	26.0	
LAMAR	11/25/14	*	39	6-8	.750	1-3	.333	3-6	.500	4	5	9	9.0	2	2	4	2	1	16	21.0	
at Central Arkansas	12/1/14	*	35	8-13	.615	2-2	1.000	2-3	.667	1	2	3	7.0	0	1	4	2	0	20	20.7	
BELHAVEN	12/6/14	*	32	7-11	.636	1-2	.500	4-5	.800	0	10	10	7.8	4	0	3	1	2	19	20.3	
at Purdue	12/10/14	*	33	5-13	.385	1-2	.500	1-2	.500	2	2	4	7.0	3	0	4	0	0	12	18.6	
at TOLEDO	12/13/14	*	25	4-9	.444	1-3	.333	2-2	1.000	1	3	4	6.5	4	1	5	1	0	11	17.3	
at Mississippi State	12-17-14	*	34	3-5	.600	0-2	.000	2-6	.333	1	6	7	6.6	3	1	3	1	1	8	16.0	
MARSHALL	12/20/14	*	37	6-16	.375	1-4	.250	7-13	.538	5	15	20	8.3	1	4	3	3	0	20	16.5	
at Niagara	12/23/14	*	35	5-12	.417	2-2	1.000	4-6	.667	3	7	10	8.4	2	1	1	0	0	16	16.4	
at South Alabama	12/30/14	*	43	6-16	.375	1-5	.200	3-4	.750	2	11	13	8.9	0	1	2	0	0	16	16.4	
APPALACHIAN STATE	1/3/15	*	37	9-17	.529	1-1	1.000	2-2	1.000	5	8	13	9.3	1	0	2	1	2	21	16.8	
at ULM	01/05/15	*	38	4-11	.364	0-3	.000	2-2	1.000	1	4	5	8.9	4	3	4	0	0	10	16.3	
GEORGIA SOUTHERN	1/8/15	*	34	5-15	.333	0-2	.000	1-2	.500	2	4	6	8.7	0	0	3	1	1	11	15.8	
at UTA	1/10/15	*	30	3-5	.600	0-1	.000	0-1	.000	2	4	6	8.5	2	0	0	0	1	6	15.1	
at Appalachian State	1/15/15	*	37	4-12	.333	1-3	.333	4-4	1.000	1	11	12	8.7	0	0	1	5	0	13	15.0	
TEXAS STATE	1/17/15	*	44	9-14	.643	2-4	.500	4-7	.571	4	11	15	9.1	3	0	3	0	0	24	15.6	
GEORGIA STATE	1/19/15	*	40	3-12	.250	1-3	.333	13-14	.929	4	9	13	9.4	3	0	4	0	0	20	15.8	
at Louisiana	1/22/15	*	22	1-5	.200	0-3	.000	0-1	.000	0	4	4	9.1	2	0	2	0	0	2	15.1	
at Troy	01/24/15	*	36	6-10	.600	1-3	.333	3-6	.500	2	11	13	9.3	2	1	2	1	1	16	15.1	
UALR	1/29/15	*	36	3-10	.300	0-4	.000	4-5	.800	4	7	11	9.4	4	3	5	2	0	10	14.9	
at Georgia State	1/31/15	*	37	2-11	.182	0-0	.000	6-7	.857	0	6	6	9.2	1	0	1	1	0	10	14.6	
TROY	2/5/15	*	37	6-13	.462	0-2	.000	1-4	.250	3	5	8	9.1	4	2	2	3	1	13	14.5	
at Georgia Southern	02/12/15	*	40	8-16	.500	0-4	.000	0-1	.000	5	11	16	9.4	2	0	1	0	0	16	14.6	
Totals			23	819	122-269	.454	18-61	.295	74-110	.673	54	163	217	9.4	49	20	61	25	12	336	14.6

Games played: 23
Minutes/game: 35.6
Points/game: 14.6
FG Pct: 45.4
3FG Pct: 29.5
FT Pct: 67.3

Rebounds/game: 9.4
Assists/game: 0.9
Turnovers/game: 2.7
Assist/turnover ratio: 0.3
Steals/game: 0.5
Blocks/game: 1.1



2014-15 A-State Men's Basketball
Arkansas State Individual Game-by-Game (as of Feb 13, 2015)
All games



#25 White, Ronnie

Opponent	Date	gs	min	Total		3-Pointers		Free throws		Rebounds				pf	a	t/o	blk	stl	pts	avg
				fg-fga	pct	3fg-fga	pct	ft-fa	pct	off	def	tot	avg							
UT MARTIN	11/17/14		13	0-2	.000	0-0	.000	0-0	.000	0	4	4	4.0	1	0	1	0	0	0	0.0
BELHAVEN	12/6/14		3	1-1	1.000	0-0	.000	2-2	1.000	2	1	3	3.5	0	0	0	0	0	4	2.0
at Purdue	12/10/14		10	0-1	.000	0-0	.000	1-2	.500	0	3	3	3.3	3	0	0	0	0	1	1.7
Totals		0	26	1-4	.250	0-0	.000	3-4	.750	2	8	10	3.3	4	0	1	0	0	5	1.7

Games played: 3
Minutes/game: 8.7
Points/game: 1.7
FG Pct: 25.0
FT Pct: 75.0

Rebounds/game: 3.3
Turnovers/game: 0.3

#33 Boucoum, Nouhoum

Opponent	Date	gs	min	Total		3-Pointers		Free throws		Rebounds				pf	a	t/o	blk	stl	pts	avg
				fg-fga	pct	3fg-fga	pct	ft-fa	pct	off	def	tot	avg							
UT MARTIN	11/17/14		5	0-0	.000	0-0	.000	0-0	.000	0	2	2	2.0	1	0	0	0	0	0	0.0
LAMAR	11/25/14		12	2-3	.667	0-0	.000	2-2	1.000	3	4	7	4.5	4	0	1	1	1	6	3.0
at Central Arkansas	12/1/14		18	6-9	.667	0-0	.000	0-0	.000	5	4	9	6.0	1	0	0	3	0	12	6.0
BELHAVEN	12/6/14		5	1-4	.250	0-1	.000	0-0	.000	2	2	4	5.5	1	0	0	0	0	2	5.0
at Purdue	12/10/14		24	4-9	.444	0-0	.000	2-4	.500	5	5	10	6.4	1	0	2	1	0	10	6.0
at TOLEDO	12/13/14	*	30	6-11	.545	0-0	.000	1-2	.500	2	3	5	6.2	3	0	2	0	0	13	7.2
at Mississippi State	12-17-14	*	31	4-8	.500	0-0	.000	5-8	.625	3	5	8	6.4	1	0	1	2	2	13	8.0
MARSHALL	12/20/14	*	23	2-4	.500	0-0	.000	2-2	1.000	0	4	4	6.1	3	1	2	0	0	6	7.8
at Niagara	12/23/14	*	23	1-7	.143	0-0	.000	3-5	.600	0	7	7	6.2	1	0	2	0	0	5	7.4
at South Alabama	12/30/14	*	22	5-8	.625	0-0	.000	4-4	1.000	4	2	6	6.2	5	0	0	0	0	14	8.1
APPALACHIAN STATE	1/3/15	*	13	1-6	.167	0-0	.000	0-0	.000	2	2	4	6.0	1	0	2	0	0	2	7.5
at ULM	01/05/15	*	10	0-0	.000	0-0	.000	0-0	.000	0	1	1	5.6	1	0	0	0	0	0	6.9
GEORGIA SOUTHERN	1/8/15	*	7	1-4	.250	0-0	.000	0-0	.000	1	0	1	5.2	2	0	0	0	0	2	6.5
at UTA	1/10/15		17	0-2	.000	0-0	.000	4-6	.667	1	2	3	5.1	1	1	0	0	0	4	6.4
at Appalachian State	1/15/15		10	1-4	.250	0-0	.000	0-0	.000	0	1	1	4.8	1	0	0	0	0	2	6.1
TEXAS STATE	1/17/15		17	5-9	.556	0-1	.000	4-6	.667	1	2	3	4.7	2	0	0	1	0	14	6.6
GEORGIA STATE	1/19/15		5	0-2	.000	0-0	.000	0-0	.000	0	1	1	4.5	0	0	0	0	0	0	6.2
at Louisiana	1/22/15		19	2-4	.500	1-1	1.000	3-3	1.000	2	2	4	4.4	3	0	2	1	0	8	6.3
at Troy	01/24/15		14	3-7	.429	0-0	.000	1-1	1.000	1	3	4	4.4	1	0	0	0	0	7	6.3
UALR	1/29/15		8	1-1	1.000	0-0	.000	2-4	.500	0	3	3	4.4	1	1	0	1	0	4	6.2
at Georgia State	1/31/15		9	0-3	.000	0-0	.000	1-2	.500	2	2	4	4.3	3	0	2	0	0	1	6.0
TROY	2/5/15	*	17	2-3	.667	0-0	.000	2-3	.667	3	1	4	4.3	2	0	1	1	2	6	6.0
at Georgia Southern	02/12/15	*	34	7-10	.700	0-0	.000	4-5	.800	3	8	11	4.6	4	0	6	0	0	18	6.5
Totals		10	373	54-118	.458	1-3	.333	40-57	.702	40	66	106	4.6	43	3	23	11	5	149	6.5

Games played: 23
Minutes/game: 16.2
Points/game: 6.5
FG Pct: 45.8
3FG Pct: 33.3
FT Pct: 70.2

Rebounds/game: 4.6
Assists/game: 0.1
Turnovers/game: 1.0
Assist/turnover ratio: 0.1
Steals/game: 0.2
Blocks/game: 0.5



2014-15 A-State Men's Basketball
Arkansas State Individual Game-by-Game (as of Feb 13, 2015)
All games



#TM TEAM

Opponent	Date	gs	min	Total		3-Pointers		Free throws		Rebounds				pf	a	t/o	blk	stl	pts	avg
				fg-fga	pct	3fg-fga	pct	ft-fa	pct	off	def	tot	avg							
UT MARTIN	11/17/14		0	0-0	.000	0-0	.000	0-0	.000	0	1	1	1.0	0	0	0	0	0	0	0.0
LAMAR	11/25/14		0	0-0	.000	0-0	.000	0-0	.000	3	1	4	2.5	0	0	0	0	0	0	0.0
at Central Arkansas	12/1/14		0	0-0	.000	0-0	.000	0-0	.000	2	1	3	2.7	1	0	1	0	0	0	0.0
BELHAVEN	12/6/14		0	0-0	.000	0-0	.000	0-0	.000	4	1	5	3.3	0	0	0	0	0	0	0.0
at Purdue	12/10/14		0	0-0	.000	0-0	.000	0-0	.000	2	2	4	3.4	0	0	0	0	0	0	0.0
at TOLEDO	12/13/14		0	0-0	.000	0-0	.000	0-0	.000	5	1	6	3.8	0	0	0	0	0	0	0.0
at Mississippi State	12-17-14		0	0-0	.000	0-0	.000	0-0	.000	0	3	3	3.7	0	0	0	0	0	0	0.0
MARSHALL	12/20/14		0	0-0	.000	0-0	.000	0-0	.000	3	2	5	3.9	0	0	0	0	0	0	0.0
at Niagara	12/23/14		0	0-0	.000	0-0	.000	0-0	.000	2	4	6	4.1	0	0	0	0	0	0	0.0
at South Alabama	12/30/14		0	0-0	.000	0-0	.000	0-0	.000	2	1	3	4.0	0	0	1	0	0	0	0.0
APPALACHIAN STATE	1/3/15		0	0-0	.000	0-0	.000	0-0	.000	0	0	0	3.6	0	0	0	0	0	0	0.0
at ULM	01/05/15		0	0-0	.000	0-0	.000	0-0	.000	1	2	3	3.6	0	0	0	0	0	0	0.0
GEORGIA SOUTHERN	1/8/15		0	0-0	.000	0-0	.000	0-0	.000	1	1	2	3.5	0	0	0	0	0	0	0.0
at UTA	1/10/15		0	0-0	.000	0-0	.000	0-0	.000	0	1	1	3.3	0	0	1	0	0	0	0.0
at Appalachian State	1/15/15		0	0-0	.000	0-0	.000	0-0	.000	1	2	3	3.3	0	0	1	0	0	0	0.0
TEXAS STATE	1/17/15		0	0-0	.000	0-0	.000	0-0	.000	1	4	5	3.4	0	0	0	0	0	0	0.0
GEORGIA STATE	1/19/15		0	0-0	.000	0-0	.000	0-0	.000	2	4	6	3.5	0	0	0	0	0	0	0.0
at Louisiana	1/22/15		0	0-0	.000	0-0	.000	0-0	.000	3	0	3	3.5	0	0	0	0	0	0	0.0
at Troy	01/24/15		0	0-0	.000	0-0	.000	0-0	.000	4	0	4	3.5	0	0	0	0	0	0	0.0
UALR	1/29/15		0	0-0	.000	0-0	.000	0-0	.000	1	0	1	3.4	0	0	0	0	0	0	0.0
at Georgia State	1/31/15		0	0-0	.000	0-0	.000	0-0	.000	0	1	1	3.3	0	0	0	0	0	0	0.0
TROY	2/5/15		0	0-0	.000	0-0	.000	0-0	.000	2	0	2	3.2	0	0	0	0	0	0	0.0
at Georgia Southern	02/12/15		0	0-0	.000	0-0	.000	0-0	.000	0	1	1	3.1	0	0	1	0	0	0	0.0
Totals		0	0	0-0	.000	0-0	.000	0-0	.000	39	33	72	3.1	1	0	5	0	0	0	0.0

Games played: 23

Rebounds/game: 3.1

Turnovers/game: 0.2



2014-15 A-State Men's Basketball
Arkansas State Season/Career Statistics (as of Feb 13, 2015)
All games



SEASON STATISTICS

CAREER STATISTICS

SUMMARY	gp-gs	min/g	fg%	3fg%	ft%	r/g	a/g	stl	blk	pts/g	gp-gs	min/g	fg%	3fg%	ft%	r/g	a/g	stl	blk	pts/g
Livingston, Anthony	23-23	35.6	.454	.295	.673	9.4	0.9	12	25	14.6	23-23	35.6	.454	.295	.673	9.4	0.9	12	25	14.6
Golden, Cameron	23-23	35.7	.370	.325	.708	3.0	2.7	38	5	14.2	86-54	25.7	.358	.318	.676	2.7	2.4	105	11	9.3
Gardner, Sean	23-23	32.7	.421	.368	.737	3.7	1.0	25	8	13.0	23-23	32.7	.421	.368	.737	3.7	1.0	25	8	13.0
Boucoun, Nouhoum	23-10	16.2	.458	.333	.702	4.6	0.1	5	11	6.5	23-10	16.2	.458	.333	.702	4.6	0.1	5	11	6.5
Hardwick, PJ	21-20	31.8	.355	.125	.784	3.6	5.4	19	0	5.6	21-20	31.8	.355	.125	.784	3.6	5.4	19	0	5.6
Downs, Kelvin	22-7	16.4	.342	.333	.690	2.4	0.1	3	11	3.2	83-13	13.8	.414	.250	.642	2.1	0.3	17	40	2.8
Waters, Charles	21-6	12.5	.446	.000	.667	3.2	0.1	11	13	2.9	21-6	12.5	.446	.000	.667	3.2	0.1	11	13	2.9
Dure, Frederic	8-0	12.5	.263	.455	.583	1.9	0.5	3	0	2.8	8-0	12.5	.263	.455	.583	1.9	0.5	3	0	2.8
Foster, C.J.	16-3	13.1	.333	.182	.654	1.2	0.6	2	1	2.6	16-3	13.1	.333	.182	.654	1.2	0.6	2	1	2.6
Macklien, Daijon	20-0	12.2	.444	.333	.667	1.0	0.8	5	0	2.1	20-0	12.2	.444	.333	.667	1.0	0.8	5	0	2.1
White, Ronnie	3-0	8.7	.250	.000	.750	3.3	0.0	0	0	1.7	3-0	8.7	.250	.000	.750	3.3	0.0	0	0	1.7
Pierre, Josh	6-0	2.3	.000	.000	.000	0.5	0.0	1	0	0.0	18-0	2.4	.333	.286	.667	0.4	0.0	3	0	1.0
SCORING	fg-fga	fg%	3fg-fga	3fg%	ft-fta	ft%	pts	pts/g			fg-fga	fg%	3fg-fga	3fg%	ft-fta	ft%	pts	pts/g		
Livingston, Anthony	122-269	.454	18-61	.295	74-110	.673	336	14.6			122-269	.454	18-61	.295	74-110	.673	336	14.6		
Golden, Cameron	111-300	.370	54-166	.325	51-72	.708	327	14.2			266-743	.358	141-444	.318	127-188	.676	800	9.3		
Gardner, Sean	110-261	.421	50-136	.368	28-38	.737	298	13.0			110-261	.421	50-136	.368	28-38	.737	298	13.0		
Boucoun, Nouhoum	54-118	.458	1-3	.333	40-57	.702	149	6.5			54-118	.458	1-3	.333	40-57	.702	149	6.5		
Hardwick, PJ	38-107	.355	1-8	.125	40-51	.784	117	5.6			38-107	.355	1-8	.125	40-51	.784	117	5.6		
Downs, Kelvin	25-73	.342	1-3	.333	20-29	.690	71	3.2			87-210	.414	1-4	.250	61-95	.642	236	2.8		
Waters, Charles	25-56	.446	0-2	.000	10-15	.667	60	2.9			25-56	.446	0-2	.000	10-15	.667	60	2.9		
Dure, Frederic	5-19	.263	5-11	.455	7-12	.583	22	2.8			5-19	.263	5-11	.455	7-12	.583	22	2.8		
Foster, C.J.	11-33	.333	2-11	.182	17-26	.654	41	2.6			11-33	.333	2-11	.182	17-26	.654	41	2.6		
Macklien, Daijon	16-36	.444	4-12	.333	6-9	.667	42	2.1			16-36	.444	4-12	.333	6-9	.667	42	2.1		
White, Ronnie	1-4	.250	0-0	.000	3-4	.750	5	1.7			1-4	.250	0-0	.000	3-4	.750	5	1.7		
Pierre, Josh	0-1	.000	0-1	.000	0-0	.000	0	0.0			5-15	.333	4-14	.286	4-6	.667	18	1.0		
TOTALS	o-reb	d-reb	t-reb	pf	fo	ast	to	a/to			o-reb	d-reb	t-reb	pf	fo	ast	to	a/to		
Livingston, Anthony	54	163	217	49	0	20	61	0.3			54	163	217	49	0	20	61	0.3		
Golden, Cameron	12	57	69	43	1	61	49	1.2			48	185	233	152	3	207	161	1.3		
Gardner, Sean	31	55	86	56	3	24	33	0.7			31	55	86	56	3	24	33	0.7		
Boucoun, Nouhoum	40	66	106	43	1	3	23	0.1			40	66	106	43	1	3	23	0.1		
Hardwick, PJ	17	58	75	46	1	114	51	2.2			17	58	75	46	1	114	51	2.2		
Downs, Kelvin	14	38	52	53	2	3	26	0.1			54	122	176	181	6	22	87	0.3		
Waters, Charles	23	44	67	47	2	3	13	0.2			23	44	67	47	2	3	13	0.2		
Dure, Frederic	0	15	15	9	0	4	11	0.4			0	15	15	9	0	4	11	0.4		
Foster, C.J.	10	9	19	24	1	10	15	0.7			10	9	19	24	1	10	15	0.7		
Macklien, Daijon	3	17	20	19	0	15	22	0.7			3	17	20	19	0	15	22	0.7		
White, Ronnie	2	8	10	4	0	0	1	0.0			2	8	10	4	0	0	1	0.0		
Pierre, Josh	0	3	3	0	0	0	1	0.0			1	6	7	1	0	0	2	0.0		