



# ARKANSAS STATE MEN'S BASKETBALL

Men's Basketball Twitter: @ASStateMB • Twitter In-Game Updates: @ASStateGameDay, #ASStateMB • Athletics Website: AStateRedWolves.com  
Mark Taylor, Assistant Athletics Media Relations Director • Office: 870-972-3383 • Cell: 870-219-5705 • Email: martaylor@astate.edu

## STAT COMPARISON

A-STATE		GAME 23	GS	
SBC	Overall	Stat	Overall	SBC
4-9	9-13	Record	16-5	9-3
61.1	64.0	Points Per Game	70.8	65.9
69.7	68.3	Points Per Game (DEF)	59.7	58.8
37.8	40.5	Field Goal %	42.6	42.2
42.8	41.8	Feild Goal % (DEF)	38.5	38.5
31.0	33.3	3-Point FG %	33.5	34.6
33.9	32.6	3-Point FG % (DEF)	30.1	30.0
73.4	71.1	Free Throw %	69.9	63.7
33.4	34.8	Rebounds Per Game	38.7	36.3
10.5	11.3	Assists Per Game	12.1	10.3
13.5	13.5	Turnovers Per Game	12.3	12.2
3.4	3.3	Blocks Per Game	3.3	3.7
5.7	5.5	Steals Per Game	7.9	7.0

## 2014-15 SCHEDULE

DATE	OPPONENT (TV)	TIME/RESULT
Nov. 5	Henderson State ( <i>Exhibition</i> )	84-64, W
Nov. 12	Southern Arkansas ( <i>Exhibition</i> )	67-69, L
Nov. 17	Tennessee-Martin	73-75, L
Nov. 24	Lamar	58-63, L
Dec. 1	at Central Arkansas	67-49, W
Dec. 6	Belhaven	95-68, W
Dec. 10	at Purdue (ESPN3)	46-87, L
Dec. 13	at Toledo	65-73, L
Dec. 17	at Mississippi State (SEC Network)	69-55, W
Dec. 20	Marshall	67-58, W
Dec. 23	at Niagara	74-69, W
Dec. 30	at South Alabama*	63-60 (OT), W
Jan. 3	Appalachian State*	73-74, L
Jan. 5	at ULM*	61-70, L
Jan. 8	Georgia Southern*	61-73, L
Jan. 10	at UT Arlington*	50-77, L
Jan. 15	at Appalachian State*	59-50, W
Jan. 17	Texas State* (ESPN3)	78-73 (OT), W
Jan. 19	Georgia State*	54-60, L
Jan. 22	at Louisiana*	59-96, L
Jan. 24	at Troy*	64-55, W
Jan. 29	UALR*	65-75, L
Jan. 31	at Georgia State*	43-74, L
Feb. 5	Troy*	64-69, L
Feb. 12	at Georgia Southern*	6:30 p.m.
Feb. 19	at UALR*	7:30 p.m.
Feb. 21	ULM*	7:05 p.m.
Feb. 26	UT Arlington*	7:30 p.m.
Feb. 28	at Texas State*	4:30 p.m.
Mar. 5	South Alabama*	7:30 p.m.
Mar. 7	Louisiana*	7:05 p.m.
Mar. 12-15	SBC Tournament (New Orleans, La.)	TBA

All times listed are Central

All home games in **bold**

\* – Sun Belt Conference Game



ARKANSAS STATE  
RED WOLVES

—AT—



GEORGIA SOUTHERN  
EAGLES

Head Coach: John Brady  
Year: 7th Season  
Record at A-State: 108-104 (7 yrs)  
Career Record: 389-320 (23 yrs.)  
vs. Georgia Southern: 0-1  
MBB SID: Mark Taylor

Top Players (per game):  
Pts: Cameron Golden (14.6)  
Rebs: Anthony Livingston (9.1)  
Asts: PJ Hardwick (5.5)  
Blks: Anthony Livingston (1.1)  
Stls: Cameron Golden (1.7)

Head Coach: Mark Byington  
Year: 2nd Season  
Record at School: 31-24  
Career Record: 38-28  
vs. A-State: 1-0  
MBB SID: A.J. Henderson

Top Players (per game):  
Pts: Jelani Hewitt (19.0)  
Rebs: Trent Wiedeman (6.0)  
Asts: Jelani Hewitt (3.1)  
Blks: Trent Wiedeman (1.0)  
Stls: Jelani Hewitt (2.8)

## GAME INFORMATION

DATE: Thursday, Feb. 12, 2015  
TIPOFF: 6:30 p.m. (CT)  
LOCATION: Stesboro, Georgia  
ARENA: Hanner Fieldhouse  
ARENA CAPACITY: 4,325  
VIDEO: GS All-Access  
RADIO: East Arkansas Broadcasters  
Red Wolves Sports Network  
107.9 KFIN-FM (Jonesboro) – Flagship  
TALENT: Matt Stolz (play-by-play)  
ONLINE AUDIO: AStateRedWolves.com  
LIVE STATS: GSEagles.com

## SERIES HISTORY

Overall.....GS leads, 5-3  
Last Meeting.....GS 73-61  
Location.....Jonesboro  
Streak.....GS W4  
In Jonesboro.....GS leads, 3-2  
In Statesboro.....GS leads, 2-1  
Neutral Site.....No games played

## QUICK HITS

- The Arkansas State men's basketball team travels to Georgia Southern for the first time since 2004 looking to snap a three-game losing skid.
- The last time out, A-State was defeated by Troy, 69-64, at the Convocation Center. The Red Wolves outscored Troy by 13 points in the second half, but couldn't overcome a slow start. Sean Gardner had a game-high 20 points while Cameron Golden and Anthony Livingston added 13 points each.
- After playing 11 games in January, the most in the month since the 1986-87 season, A-State has six games in February, tied for the fewest dating back to the 1959-60 season. The only other time A-State played six games in February was the 2000-01 season.
- A-State has amassed a record of 200-199 (.501) since joining the Sun Belt Conference in the 1991-92 season. A-State is now 129-68 (.655) in home SBC games while the road record sits at 71-130 (.353).
- A-State is 4-0 in league play, 6-0 on the season, when pulling down 40 or more rebounds. In each of the Red Wolves four conference wins, the opponent shot below 40 percent from the field.
- The Red Wolves are 9-2 on the season when pulling down 35-plus rebounds. A-State is 8-4 when attempting fewer three-pointers in the second half compared to the first half and 8-3 when shooting a better field goal percentage than their opposition.
- A-State is 1-2 this season in game two of the home-and home conference series. Last season, the Red Wolves posted a 6-3 mark. Under head coach John Brady, A-State is 19-24 in game two of a regular season home-and-home conference series.










## ARKANSAS STATE PROBABLE STARTERS (BASED OFF LAST GAME)

Player	PPG	FG%	3FG%	FT%	RPG	APG	SPG	BPG	MPG
1 G Cameron Golden	14.6	37.7	33.3	70.8	3.0	2.7	1.7	0.2	36.0
5 G PJ Hardwick	5.9	35.8	12.5	78.4	3.6	5.5	1.0	0.0	32.3
12 G Sean Gardner	13.1	42.1	36.1	73.7	3.9	1.0	1.1	0.4	33.1
24 F Anthony Livingston	14.5	45.1	31.6	67.9	9.1	0.9	0.5	1.1	35.4
33 F Nouhoum Boucoum	6.0	43.5	33.3	69.2	4.3	0.4	0.2	0.5	15.4

## GEORGIA SOUTHERN PROBABLE STARTERS (BASED OFF LAST GAME)

Player	PPG	FG%	3FG%	FT%	RPG	APG	SPG	BPG	MPG
2 G Mike Hughes	7.6	44.6	32.3	66.0	4.9	2.5	1.4	0.3	29.4
5 G Jelani Hewitt	19.0	37.5	37.6	85.3	4.2	3.7	2.8	0.3	34.3
10 G Jake Allsmiller	3.9	34.2	33.3	66.7	1.9	0.7	0.5	0.1	20.2
13 F Angel Matias	7.5	46.3	25.0	69.8	5.5	1.8	0.9	0.3	25.7
44 F Trent Wiedeman	12.0	49.3	20.0	78.2	6.0	1.0	1.0	1.0	28.1

# ARKANSAS STATE PLAYER NOTABLES

0		<b>DAIJON MACKLIEN</b> G • So. • 6-1 • 195 • Los Angeles, Calif.	<b>Last Game:</b> 0-0 FG, 0 REBS, 0 PTS in 4 MIN vs Troy <b>Notes:</b> Scored 7 pts at Toledo and Troy   Averaged 12.2 PPG and 3.2 RPG at Chattahoochee Valley Community College   Played football at Division II North Alabama in 2012 (1 REC - 13 yds)
		PPG RPG FG% 3 FG% FT% MIN 2.1 1.0 44.4 33.3 66.7 12.2	CAREER PTS REB AST STL BLK FGM FGA 3FGM 3FGA FTM FTA 7 4 3 1 -- 3 4 2 3 3 3
1		<b>CAMERON GOLDEN</b> G • Jr. • 6-0 • 158 • Memphis, Tenn.	<b>Last Game:</b> 5-14 FG, 3-8 3FG, 0-0 FT, 2 REB, 1 AST, 2 STL, 13 PTS vs Troy <b>Notes:</b> Ranks 8th in SBC in scoring (14.6)   Ranks 14th in SBC in assists (2.7)   Ranks 6th in SBC in steals (1.7)   Ranks 2nd in SBC in minutes (36.0)   Double figures in 18 of 22 games
		PPG RPG FG% 3 FG% FT% MIN 14.6 2.8 36.5 32.6 68.2 36.0	CAREER PTS REB AST STL BLK FGM FGA 3FGM 3FGA FTM FTA 25 8 7 5 2 8 18 6 12 9 10
4		<b>JOSH PIERRE</b> G • Jr. • 6-0 • 184 • Baton Rouge, La.	<b>Last Game:</b> Did not play vs Troy <b>Notes:</b> Has 1 steal and 3 rebounds in 6 games and 14 minutes   Played in 8 games in 2013-14 and totaled 12 pts and 3 rebs   Scored 3 pts in 2012-13 season in 4 games (8 min)
		PPG RPG FG% 3 FG% FT% MIN 0.0 0.5 0.0 0.0 0.0 2.3	CAREER PTS REB AST STL BLK FGM FGA 3FGM 3FGA FTM FTA 7 2 -- 1 -- 2 4 1 3 2 2
5		<b>PJ HARDWICK</b> G • r-So. • 5-10 • 167 • Miami, Fla.	<b>Last Game:</b> 2-4 FG, 0-1 3FG, 2 REB, 4 AST, 4 PTS vs Troy <b>Notes:</b> Career high 17 PTS at ULL   Leads SBC in assists (5.5)   Ranks 2nd in SBC in assist/turnover ratio (2.2)
		PPG APG FG% 3 FG% FT% MIN 5.9 5.5 35.8 12.5 78.4 32.3	CAREER PTS REB AST STL BLK FGM FGA 3FGM 3FGA FTM FTA 17 8 15 4 -- 7 17 1 3 6 7
10		<b>FREDERIC DURE</b> G • Jr. • 6-5 • 165 • Montreal, Quebec	<b>Last Game:</b> 1-2 FG, 1-2 3FG, 3 PTS in 10 MIN vs Troy <b>Notes:</b> Suspended first 15 games due to NCAA rule violation   Played at Sheridan (Wyo.) Junior College in 2012-14   Averaged 15.1 PPG and 4.5 REBS in 2013-14, 10.6 PPG in 2012-13
		PPG RPG FG% 3 FG% FT% MIN 3.1 1.7 31.3 55.6 77.8 11.7	CAREER PTS REB AST STL BLK FGM FGA 3FGM 3FGA FTM FTA 5 5 3 2 -- 1 4 1 2 5 7
11		<b>CHARLES WATERS</b> F • Jr. • 6-6 • 186 • Memphis, Tenn.	<b>Last Game:</b> 0-2 FG, 4 REB, 0 PTS in 18 MIN vs Troy <b>Notes:</b> Starts in five games   Hauled in career high 7 REBS vs Texas State and at Troy   Was perfect 4-4 from FT line against Texas State
		PPG RPG FG% 3 FG% FT% MIN 2.9 3.2 44.4 0.0 66.7 12.9	CAREER PTS REB AST STL BLK FGM FGA 3FGM 3FGA FTM FTA 8 7 2 2 2 4 7 -- 1 4 4
12		<b>SEAN GARDNER</b> G • r-Jr. • 6-5 • 178 • Memphis, Tenn.	<b>Last Game:</b> 7-15 FG, 2-7 3FG, 4-4 FT, 1 REB, 2 AST, 3 STL, 20 PTS vs Troy <b>Notes:</b> Ranks 13th in SBC in scoring (13.1)   Hit SBC season best 8 3's vs. Belhaven (12/6/14)   Played at Motlow State CC (2011-12 & 2012-13)
		PPG RPG FG% 3 FG% FT% MIN 13.1 3.9 42.1 36.1 73.7 33.1	CAREER PTS REB AST STL BLK FGM FGA 3FGM 3FGA FTM FTA 28 8 3 3 2 10 16 8 10 4 4
13		<b>C.J. FOSTER</b> G • So. • 6-3 • 180 • Lilburn, Ga.	<b>Last Game:</b> 2-4 FG, 1-1 FT, 1 REB, 1 STL, 5 PTS in 13 MIN vs Troy <b>Notes:</b> Hit first career 3-pt at UT Arlington (1/10/15)   Played at Roane State CC (2013-14) and averaged 13.7 pts, 2.6 rebs and 2.4 assists   Had 16 starts in 22 appearances
		PPG RPG FG% 3 FG% FT% MIN 2.1 1.1 32.1 11.1 76.5 12.1	CAREER PTS REB AST STL BLK FGM FGA 3FGM 3FGA FTM FTA 7 3 2 1 1 3 5 1 2 3 4
14		<b>KELVIN DOWNS</b> F • Jr. • 6-9 • 230 • Arlington, Texas	<b>Last Game:</b> 0-0 FG, 0 REB, 0 PTS in 2 MIN vs Troy <b>Notes:</b> Returned to lineup at UTA (1/10/15)   Started in first 5 games, averages 16.4 minutes   Averaged 2.2 pts and 2.2 rebs (2013-14)   Averaged 3.3 pts and 1.9 rebs (2012-13)
		PPG RPG FG% 3 FG% FT% MIN 3.2 2.4 34.2 33.3 69.0 16.4	CAREER PTS REB AST STL BLK FGM FGA 3FGM 3FGA FTM FTA 11 8 3 2 3 5 8 1 2 5 7
24		<b>ANTHONY LIVINGSTON</b> F • So. • 6-8 • 230 • Washington, D.C.	<b>Last Game:</b> 6-13 FG, 0-2 3FG, 1-4 FT, 8 REB, 2 AST, 3 BLK, 1 STL, 13 PTS vs Troy <b>Notes:</b> Ranks 9th in SBC in scoring (14.5)   Ranks 2nd in SBC in rebounds (9.1)   Leads SBC with 10 double-doubles   Double figures in 19 of 22 games
		PPG RPG FG% 3 FG% FT% MIN 14.5 9.1 45.1 31.6 67.9 35.4	CAREER PTS REB AST STL BLK FGM FGA 3FGM 3FGA FTM FTA 26 20 4 2 5 9 17 2 6 13 14
33		<b>NOUHOUM BOCOUM</b> C • Jr. • 6-10 • 270 • Harlem, N.Y.	<b>Last Game:</b> 2-3 FG, 2-3 FT, 4 REB, 1 BLK, 2 STL, 4 PTS vs Troy <b>Notes:</b> Hit first 3-pointer at Louisiana-Lafayette   Tied career high with 14 pts against Texas State   Played at Paris (Texas) Junior College (2013-14) averaging 9.9 pts
		PPG RPG FG% 3 FG% FT% MIN 6.0 4.3 43.5 33.3 69.2 15.4	CAREER PTS REB AST STL BLK FGM FGA 3FGM 3FGA FTM FTA 14 10 1 2 3 6 11 1 1 5 8

## SERIES HISTORY GAME-BY-GAME PAGE 9

- Georgia Southern defeated A-State 73-61 on Jan. 8 at the Convocation Center to win their fourth-straight in the series and extend their lead in the series to 5-3.
- The Eagles hit six of their first eight shots from beyond the arc to race out to a 29-5 lead over A-State on Jan. 8. The Red Wolves never recovered from a 2-for-11 start, but a 7-0 run with 2:21 left in the first half sent A-State to the halftime break trailing 39-26. Charles Waters posted career highs in points (8) and rebounds (6). A-State pulled to within eight in the game, but Georgia Southern went on to win 73-61. Cameron Golden led A-State with 17 points and six assists. PJ Hardwick added 12 points and Anthony Livingston chipped in with 11. Jelani Hewitt led the Eagles with 18 points, one of five players in double figures.
- A-State has lost its last two games as the road team in the series and is 1-2 all-time against Georgia Southern on the road. A-State last played at Georgia Southern on Dec. 15, 2004 with the Eagles winning 85-70. Previously, Georgia Southern hosted A-State on Feb. 26 of 1976 (89-82, L) and Dec. 2, 1974 (74-72, W).
- In the 1975-76 season, A-State PF Dan Henderson went 14-of-14 from the field against the Eagles, an A-State and Southland Conference record that stands to date for best field goal percentage in a game.

### RED WOLVES VS GEORGIA SOUTHERN

Player	GP-GS	FG-A	FG%	3FG-A	3FG%	FT-A	FT%	O-D-T	AVG	A	TO	BLK	STL	PTS	AVG
N. Boucoum	1-1	1-4	.250	0-0	0.0	0-0	0.0	1-0-1	1.0	0	0	0	0	2	2.0
K. Downs	1-0	0-0	0.0	0-0	0.0	0-0	0.0	0-0-0	0.0	0	0	1	0	0	0.0
C.J. Foster	1-0	0-2	.000	0-0	0.0	2-2	1.000	0-0-0	0.0	0	0	0	0	2	2.0
S. Gardner	1-1	2-8	.250	2-6	.333	3-3	1.000	0-2-2	2.0	0	1	0	2	9	9.0
C. Golden	1-1	6-13	.462	4-9	.444	1-2	.500	0-3-3	3.0	6	1	1	2	17	17.0
PJ Hardwick	1-1	4-7	.571	0-0	0.0	4-6	.667	0-3-3	3.0	4	3	0	3	12	12.0
A. Livingston	1-1	5-15	.333	0-2	.000	1-2	.500	2-4-6	6.0	0	3	1	1	11	11.0
D. Macklien	1-0	0-1	.000	0-0	0.0	0-0	0.0	0-1-1	1.0	0	0	0	0	0	0.0
C. Waters	1-0	4-7	.571	0-0	0.0	0-1	0.0	1-5-6	6.0	0	1	1	1	8	8.0



Georgia Southern Leads: 5-3  
A-State streak: L4

## LAST MEETING

Georgia Southern 73 • 9-3, 2-1 (SBC)

#	Player	FG-A	FG%	3FG-A	3FG%	FT-A	FT%	Rebounds	PF	TP	A	TO	BLK	STL	PTS
13	MATIAS, Angel	4-7	57.1	1-2	50.0	2-5	40.0	2	6	8	1	11	2	2	0
44	WIEDEMANN, Trent	3-8	37.5	0-1	0.0	2-2	100.0	0	2	4	8	1	2	1	0
02	HUGHES, Mike	4-7	57.1	2-4	50.0	1-1	100.0	1	5	6	1	10	1	1	2
05	HEWITT, Jelani	5-11	45.5	4-8	50.0	4-4	100.0	1	2	3	4	18	5	4	2
19	ALLSMILLER, Jake	1-2	50.0	1-1	100.0	0-0	0.0	0	0	0	3	0	1	0	0
01	BOYKINS, Devonte	0-0	0.0	0-0	0.0	0-0	0.0	0	0	0	0	0	0	0	0
03	FERGUSON, Eric	4-7	57.1	1-2	50.0	2-4	50.0	2	4	6	3	11	0	4	0
04	DIAMOND, Curtis	4-7	57.1	2-3	66.7	2-4	50.0	1	9	10	2	12	2	3	0
35	DOYLE, Kyle	0-1	0.0	0-0	0.0	0-0	0.0	0	4	1	0	0	0	0	0
Team		25-50	50.0%	11-20	55.0%	12-18	66.7%	9	34	43	16	73	11	17	2
Totals		25-50	50.0%	11-20	55.0%	12-18	66.7%	9	34	43	16	73	11	17	2

FG % 1st Half: 16-31 51.6%	2nd Half: 9-19 47.4%	Game: 25-50 50.0%	Deadball Rebounds: 3
3FG % 1st Half: 9-16 56.3%	2nd Half: 2-4 50.0%	Game: 11-20 55.0%	
FT % 1st Half: 0-0 0.0%	2nd Half: 12-18 66.7%	Game: 12-18 66.7%	

Arkansas State 61 • 6-7, 1-3 (SBC)

#	Player	FG-A	FG%	3FG-A	3FG%	FT-A	FT%	Rebounds	PF	TP	A	TO	BLK	STL	PTS
24	Livingston, Anthony	5-15	33.3	0-2	0.0	2-4	50.0	0	11	0	11	0	3	1	34
33	Boucoum, Nouhoum	1-4	25.0	0-0	0.0	0-0	0.0	1	1	2	2	0	0	0	7
01	Golden, Cameron	6-13	46.2	4-9	44.4	2-2	100.0	0	3	3	2	17	6	1	2
05	Hardwick, PJ	4-7	57.1	0-0	0.0	4-6	66.7	4	3	3	4	12	4	3	0
09	Gardner, Sean	2-8	25.0	2-6	33.3	3-3	100.0	0	9	0	9	0	1	0	2
00	Macklien, Dajon	0-1	0.0	0-0	0.0	0-0	0.0	0	1	1	0	0	0	0	0
11	Waters, Charles	4-7	57.1	0-0	0.0	1-5	20.0	5	8	0	1	1	1	1	21
13	Gardner, Sean	0-2	0.0	0-2	0.0	0-0	0.0	0	0	0	2	0	0	0	0
14	Downs, Kelvin	0-0	0.0	0-0	0.0	0-0	0.0	0	0	0	1	0	1	0	0
Team		22-57	38.6%	6-19	31.6%	11-16	68.8%	5	19	24	14	61	10	10	3
Totals		22-57	38.6%	6-19	31.6%	11-16	68.8%	5	19	24	14	61	10	10	3

FG % 1st Half: 9-24 37.5%	2nd Half: 13-33 39.4%	Game: 22-57 38.6%	Deadball Rebounds: 1
3FG % 1st Half: 2-9 22.2%	2nd Half: 4-13 30.8%	Game: 6-19 31.6%	
FT % 1st Half: 6-9 66.7%	2nd Half: 5-7 71.4%	Game: 11-16 68.8%	

Officials: Kerry Sifton, Ray Acosta, Jacyn Goble  
Technical foul: Georgia Southern-WIEDEMANN, Trent; FERGUSON, Eric; Arkansas State-None.  
Attendance: 1645  
Technical foul on GASO #3 Eric Ferguson at 8:07 1st half  
Technical foul on GASO #44 Trent Wiedemann at 2:24 2nd half

Score by periods	1st	2nd	Total	Points	In	Off	2nd	Fast	Bench
Georgia Southern	41	32	73	22	12	5	6	23	3
Arkansas State	26	35	61	26	8	8	10		

Last FG - GS 2nd-05:55, ASU 2nd-00:41.  
Largest lead - GS by 24 1st-08:10, ASU by 1 1st-19:48.  
Score tied - 2 times.  
Lead changed - 1 time.

## LAST TIME OUT

### Slow Start Hurts @AStateMB in 69-64 Loss To Troy

- A-State (9-13, 4-9) outscored Troy by 13 points in the second half, but couldn't overcome a slow start in a 69-64 Sun Belt Conference setback against the Trojans (9-12, 4-8) Thursday night at the Convocation Center.
- Three players scoring in double figures for the Red Wolves, including junior guard Sean Gardner with a game-high 20 points, led the Red Wolves. Adding 13 points each for A-State were junior guard Cameron Golden and sophomore forward Anthony Livingston, who also collected a team-high eight rebounds.
- Troy was able to build a 42-24 halftime advantage and extended its lead to as much as 20 points, its largest of the game, early in the second half. While the Red Wolves were able to chip away at the score and pull within 53-42 at the 8:47 mark, the game then went back-and-forth for the next seven-plus minutes.
- Still trailing by 11 points, 67-56, with 1:15 remaining, the Red Wolves made one final push that came up short while setting the final margin at five points.
- A-State's shooting percentage increased in the second half while Troy's dropped, but the Red Wolves still finished with a .439 percentage in comparison to the Trojans' .490. Troy also held a 40-24 advantage on the boards and outscored A-State in the paint 30-26.
- Troy was able to open up a double-figure lead early in the contest, taking a 17-6 advantage with 12:30 to play when Musa Abdul-Aleem hit the Trojans third three-point bucket of the game. Troy was able to extend its lead to 32-15 with 5:01 left in the half, but A-State put together a 7-0 run over the next two minutes to pull back within 32-22.
- However, the Trojans outscored the Red Wolves 10-2 the remainder of the half to take an 18-point lead into the break. Troy made four of its five total three-point baskets in the first half, shot 51 percent from the floor and hit all four of its free throw attempts to help it build the lead.
- Troy played just seven players, but five of them scored in double figures. The Trojans were led by Abdul-Aleem with 17 points, while Kevin Thomas followed with 16.



Troy 69 • 9-12, 4-8 SBC

#	Player	FG-A	FG%	3FG-A	3FG%	FT-A	FT%	Rebounds	PF	TP	A	TO	BLK	STL	PTS
21	Walton III, John	4-7	57.1	0-0	0.0	4-6	66.7	1	5	6	4	12	0	6	0
25	Thomas, Kevin	7-9	77.8	0-0	0.0	2-2	100.0	6	5	11	1	16	2	4	1
03	Abdul-Aleem, Musa	6-12	50.0	3-6	50.0	2-2	100.0	0	1	1	1	11	1	1	0
03	Person, Wesley	4-10	40.0	2-7	28.6	1-2	50.0	0	1	1	1	11	1	1	0
04	Ford, Kelton	2-6	33.3	1-2	50.0	0-0	0.0	2	2	3	5	3	3	0	28
13	Bibbs, Chris	1-4	25.0	0-0	0.0	6-7	85.7	1	5	6	1	3	4	0	2
33	Anri, Aaron	0-1	0.0	0-0	0.0	0-0	0.0	0	1	1	2	0	0	0	0
Team		24-49	49.0%	5-14	35.7%	16-21	76.2%	15	25	40	14	69	10	23	1
Totals		24-49	49.0%	5-14	35.7%	16-21	76.2%	15	25	40	14	69	10	23	1

FG % 1st Half: 17-33 51.5%	2nd Half: 7-16 43.8%	Game: 24-49 49.0%	Deadball Rebounds: 1
3FG % 1st Half: 4-9 44.4%	2nd Half: 1-5 20.0%	Game: 5-14 35.7%	
FT % 1st Half: 4-4 100.0	2nd Half: 12-17 70.6%	Game: 16-21 76.2%	

Arkansas State 64 • 9-13, 4-9 SBC

#	Player	FG-A	FG%	3FG-A	3FG%	FT-A	FT%	Rebounds	PF	TP	A	TO	BLK	STL	PTS
24	Livingston, Anthony	6-13	46.2	0-2	0.0	1-4	25.0	3	5	8	4	13	2	2	3
33	Boucoum, Nouhoum	2-3	66.7	0-0	0.0	2-3	66.7	3	1	4	2	6	0	1	1
01	Golden, Cameron	5-14	35.7	3-8	37.5	0-0	0.0	0	2	2	1	13	1	4	0
05	Hardwick, PJ	2-4	50.0	0-1	0.0	0-0	0.0	0	2	2	4	4	4	0	0
12	Gardner, Sean	7-15	46.7	2-7	28.6	4-4	100.0	0	1	1	3	20	2	1	0
00	Macklien, Dajon	0-0	0.0	0-0	0.0	0-0	0.0	0	0	0	0	0	0	0	0
11	Dure, Frederic	1-2	50.0	1-2	50.0	0-0	0.0	0	4	3	0	4	0	0	0
11	Waters, Charles	0-2	0.0	0-0	0.0	1-3	33.3	0	3	3	0	2	0	0	0
13	Foster, C.J.	2-4	50.0	0-0	0.0	1-1	100.0	1	0	1	5	0	0	0	0
14	Downs, Kelvin	0-0	0.0	0-0	0.0	0-0	0.0	0	0	0	0	0	0	0	0
Team		25-57	43.9%	6-20	30.0%	8-12	66.7%	10	24	21	64	9	18	4	9
Totals		25-57	43.9%	6-20	30.0%	8-12	66.7%	10	24	21	64	9	18	4	9

FG % 1st Half: 10-24 41.7%	2nd Half: 15-33 45.5%	Game: 25-57 43.9%	Deadball Rebounds: 1
3FG % 1st Half: 2-8 25.0%	2nd Half: 4-12 33.3%	Game: 6-20 30.0%	
FT % 1st Half: 2-2 100.0	2nd Half: 6-10 60.0%	Game: 8-12 66.7%	

Officials: Sam Craft, Zeltan Steed, Sean Cassidy  
Technical foul: Troy-None, Arkansas State-None.  
Attendance: 1919  
Score tied - 0 times.  
Lead changed - 2 times.

Score by periods	1st	2nd	Total	Points	In	Off	2nd	Fast	Bench
Troy	42	27	69	30	16	18	0	8	8
Arkansas State	24	40	64	26	8	8	0		

Last FG - TROY 2nd-01:15, ASU 2nd-00:08.  
Largest lead - TROY by 20 2nd-18:22, ASU by 1 1st-16:58.

## LAST FIVE GAMES

Player	GP-GS	FG-A	FG%	3FG-A	3FG%	FT-A	FT%	O-D-T	AVG	A	TO	BLK	STL	PTS	AVG
Sean Gardner	5-5	24-59	.407	8-26	.308	6-7	.857	5-8-13	2.6	7	7	1	6	62	12.4
Cameron Golden	5-5	20-53	.377	12-27	.444	7-11	.636	1-7-8	1.6	8	15	0	8	59	11.8
Anthony Livingston	5-5	18-49	.367	1-12	.083	14-23	.609	9-33-42	8.4	6	12	7	2	51	10.2
Nouhoum Boucoum	5-1	8-18	.444	1-1	1.000	9-13	.962	8-11-19	3.8	1	5	3		26	5.2
PJ Hardwick	5-5	9-27	.333	1-4	.250	6-8	.750	3-8-11	2.2	12	12	0	0	25	5.0
Frederic Dure	5-0	4-13	.308	4-7	.571	7-9	.778	0-11-11	2.2	4	10	0	3	19	3.8
Charles Waters	5-3	7-17	.412	0-1	.000	3-5	.600	6-14-20	4.0	2	5	3	1	17	3.4
Kelvin Downs	5-1	6-22	.273	0-0	.000	3-4	.750	4-11-15	3.0	0	4	4	1	15	3.0
Dajon Macklien	5-0	6-8	.750	0-2	.000	3-5	.600	0-5-5	1.0	5	9	0	0	15	3.0
C.J. Foster	3-0	2-8	.250	0-2	.000	2-3	.667	2-0-2	0.7	0	0	0	1	6	2.0
Josh Pierre	1-0	0-0	.000	0-0	.000	0-0	.000	0-2-2	2.0	0	1	0	0	0	0.0
TEAM	5-5	104-274	.380	27-82	.329	60-88	.682	48-111-159	31.8	45	80	18	24	295	59.0



## SCOUTING GEORGIA SOUTHERN

- Georgia Southern, sporting the league's best scoring margin (+11.1), enters Thursday's game with a 16-5 record and a 9-3 mark in league play. The Eagles fell in overtime to ULM (71-68) on Saturday in game four of a five-game homestand.
- The Eagles played six of their first eight league games on the road and posted a 6-2 record to race to the top of the league standings. Georgia Southern is in the midst of a stretch in which it plays five out of seven games at home. Thus far, the Eagles have gone 3-1 with A-State being their fourth-straight game at home before a road trip to UALR on Saturday.
- Jelani Hewitt leads the Eagles averaging 19.0 points per game and nearly four assists per game. Trent Wiedeman is the only other player averaging double figures (12.0) and he leads the team with six rebounds per game. Four other players average seven or more points with three of those four players shooting 45 percent or better.
- As a team, Georgia Southern shoots 43 percent from the field and 34 percent from beyond the arc. The Eagles sink 70 percent of their free throws and have a rebounding margin of +3.9 on their opponents. The Eagles are fourth in scoring offense (70.8) and second in scoring defense (59.7).
- Eagles head coach Mark Byington is in his second season as Georgia Southern's head coach and has compiled a 31-24 (.564) record. He has an overall record of 38-28 (.576) in three years after he was the interim head man at College of Charleston in 2012. He played collegiately at UNC-Wilmington, scoring more than 1,000 points while earning All-CAA honors and a spot on the All-CAA Defensive Team as a senior.

## THE PACK COMES BACK

- A-State erased an 11-point deficit to come-from-behind and defeat Troy 64-55 on Jan. 24. With the victory, A-State has three wins this season after trailing by 10 or more points in that game. The Red Wolves trailed by 12 in the first half against Marshall, but came back to win. In the Sun Belt Conference opener at South Alabama, A-State trailed by 11 with 16:36, but forced overtime and came away with a 63-60 victory. The Red Wolves trailed Troy 38-27 with 18:08 remaining and left with a 64-55 victory.
- The Red Wolves have erased nine-point second half deficits in two games this season, earning a win at Niagara and an overtime win on the home floor against Texas State.
- Under head coach John Brady, A-State has erased seven second half deficits of 10 or more points, including two this season.

Date	Opponent	Streak	Result
12/30/14	at South Ala.	L5	W, 63-60 OT
1/3/2015	App. State	L4	L, 73-74
1/5/15	at ULM	L2	L, 61-70
1/10/15	at UT-Arlington	L2	L, 50-77
1/15/15	at App. State	L3	W, 59-50
1/22/15	at UL Lafayette	L3	L, 59-96
1/24/15	at Troy	L2	W, 64-55

## STAT TRENDS

- A-State is 9-2 this season when grabbing 35 or more rebounds. The two losses with came against Toledo (73-65) and UALR (75-65). A-State is 6-0 overall and in each of A-State's SBC wins the Red Wolves pulled down 40 or more rebounds.
- The Red Wolves are 8-4 on the season when having fewer three-point attempts in the second half than in the first half. Further, in the 12 games in which A-State has fewer three-point attempts in the second half, the Red Wolves have outscored their opponents 406-366 in the second half alone. In the first half of those games, A-State has been outscored 421-356.
- The Red Wolves are 8-4 when 25 or more of their points are inside the painted area. A-State is 8-5 this

season when opponents score 30 or fewer points in the paint.

- The Red Wolves are 6-1 this season when earning a trip to the free throw line more than their opponents.
- A-State is 7-4 this season when Anthony Livingston sinks three or more free throws.

## A COMMON THEME

- A-State enters Thursday's game with a 4-9 mark in league play and a few stats stand out when finding what went right for the four wins.
- The Red Wolves are 4-0 in league play when grabbing 40 or more rebounds. A-State is 4-1 in league play when reaching 50 points before their opponent, 8-2 on the season. The lone loss came to Appalachian State on Jan. 3.
- When opponents shoot 40 percent or below from the floor, A-State sports a 7-1 record on the year and 4-1 in league play. Georgia State (35.8 percent) is the only foe to shoot below 45 percent and defeat the Red Wolves.

## EXTRA TIME

- A-State is 2-0 in overtime this season, both wins coming in league play against South Alabama and Texas State. The Red Wolves are 8-9 in overtime games under head coach John Brady.
- The Red Wolves have won three-straight games in overtime dating back to the four overtime thriller against UALR in the Sun Belt Conference Tournament last year. A-State's last overtime loss came at the hands of Georgia State on March 4 at the Convocation Center.

## FEBRUARY OF LOVE

- A-State played 11 games in January for the first time since the 1986-87 season. The Red Wolves will love February though, playing six games, the fewest since the 2001-02 season and fewest of any year dating back to 1959-60.
- Dating back to the 1961-62 season, A-State has a 216-219 record in February. The ledger includes a 143-78 mark on the home floor, a 71-139 record on the road and a 2-2 mark in neutral site games. A-State had won 13-straight on the home floor in February dating back to a 64-57 loss to Troy on February 27, 2010 before the 69-64 loss to Troy on Feb. 5
- Under head coach John Brady, A-State is 22-23 in February with an impressive 15-5 record at the Convocation Center. The Red Wolves are 7-18 on the road in February, going 2-1 last season.

## KEEP CALM AND TRAVEL A LOT

- The Red Wolves have put a lot of mileage on their bodies this season, having traveled 11,390 miles to date. A-State is scheduled to travel 14,372 miles on the season.
- In conference play, the Red Wolves have logged 6,510 miles, including a trip of 816 miles to Georgia State last weekend. With trips to Georgia Southern, UALR and Texas State remaining on the schedule, A-State has 2,982 miles to cover in league play.
- The Red Wolves non-conference schedule included a 2,302 mile journey to Niagara and A-State covered 2,578 miles in their road trip to play at Purdue and Toledo. In the non-conference slate, A-State traveled 4,880 miles.
- A-State will have traveled more than halfway around the Earth, 14,372 miles of 24,859 miles.

## ROAD SUCCESS

- Although the travel has been heavy, the 2014-15 Red Wolves are on the hunt for the single-season record of eight road wins set in the 1973-74 season.
- A-State is 6-6 on the road thus far, picking up a sixth road win at Troy on January 24.
- Last year, A-State was 7-7 on the road, just shy of tying the mark.

## NUMBERS NEVER LIE?

- The Red Wolves have a 6-6 road record, but have struggled on the home floor to a 3-7 mark. A look at the home-road splits, the statistics do not necessarily back up the record.

HOME		HOME-ROAD SPLITS		ROAD	
SBC	Overall	Stat	Overall	SBC	
1-5	3-7	Record	6-6	3-4	
65.8	68.8	Points Per Game	60.0	57.0	
70.7	68.8	Points Per Game (DEF)	67.9	68.9	
41.0	43.1	Field Goal %	38.4	35.1	
42.8	41.7	Field Goal % (DEF)	42.0	42.9	
34.9	36.5	3-Point FG %	30.7	27.6	
41.4	36.8	3-Point FG % (DEF)	28.9	28.0	
75.7	74.0	Free Throw %	68.3	71.3	
32.3	34.9	Rebounds Per Game	34.8	34.3	
11.5	11.5	Assists Per Game	11.2	9.7	
13.7	13.9	Turnovers Per Game	13.2	13.3	
3.3	3.2	Blocks Per Game	3.4	3.4	
6.2	5.7	Steals Per Game	5.4	5.3	

## SUN BELT CONFERENCE GAMES

- The Red Wolves are 200-199 (.503) since joining the Sun Belt Conference (SBC) in the 1991-92 season, which includes a season-best 14-4 (.778) mark in the 1997-98 campaign.
- A-State sports a 129-68 (.655) record at home and is 71-130 (.353) on the road in Sun Belt action.
- A-State head coach John Brady has registered a 59-60 (.498) record in Sun Belt Conference contests since his arrival in the 2008-09 season, which consists of a 40-18 (.690) home ledger and a 19-42 (.311) away mark.

## BENCH PRODUCTION

- The Red Wolves bench scored 20 points against UALR, the 12th time in 22 games that the bench reached double figures.
- A 21-point bench performance at ULL is the most that A-State has scored this season and the third time to top 20 points, versus Belhaven (20) and UALR (20).
- On the season, A-State's bench has been outscored 480-237, an average of 11.1 points per game.
- A-State is 4-1 on the season when the bench is even or outscores the opponent.

## DOUBLE-DOUBLE LIVINGSTON

- Sophomore forward Anthony Livingston has posted five double-doubles in the last seven games and earned Sun Belt Conference Player of the Week honors for his performances against Appalachian State and Texas State.
- With 10 double-doubles, Livingston is closing in on the most in a single-season dating back to the 2005-06 season. Brandon Peterson had 12 double-doubles in the 2012-13 season and Isaac Wells had 12 in the 2005-06 campaign.

## DID YOU KNOW

- The Red Wolves have gone 121-straight games hitting a three-pointer. The last time A-State didn't hit a shot from behind the arc was Feb. 24, 2011 when North Texas held the Red Wolves 0-8 from three at the Convocation Center. A-State would win the game without needing a three-point make, 63-47.
- A-State has gone 578 games since losing a game in which it scored 90 or more points. The loss came in the 1995-96 campaign, a 101-93 loss at Jacksonville on January 22, 1996.

## A-STATE STAT RANKINGS

TEAM	No.	NCAA	SBC	INDIVIDUAL (SBC Top 15 Only)			
Scoring	64.0	260					
Scoring Defense	68.3	235		<b>Anthony Livingston</b>	<b>No.</b>	<b>NCAA</b>	<b>SBC</b>
Scoring Margin	-4.3	281		Scoring	14.5	225	9
FG Percentage	40.5	293		Rebounding	9.1	35	2
FG Percentage Defense	41.8	133		Blocks Per Game	1.14	216	8
3FG Made Per Game	6.0	201		Offensive Rebounds Per	2.23	235	9
3FG Percentage	33.3	207		Defensive Rebounds Per	6.91	16	2
3FG Percentage Defense	32.6	113		Minutes Per Game	35.4	57	5
FT Percentage	71.1	89					
Rebounds Per Game	34.82	168		<b>Cameron Golden</b>	<b>No.</b>	<b>NCAA</b>	<b>SBC</b>
Rebound Margin	-2.7	279		Scoring	14.6	220	8
Offensive Rebounds	10.45	196		Assists Per Game	2.7	N/A	14
Defensive Rebounds	24.36	138		Steals Per Game	1.73	95	6
Assists Per Game	11.3	266		3FG Made Per Game	2.41	101	5
Assist/Turnover Ratio	0.84	270		Minutes Per Game	36.0	40	2
Blocks Per Game	3.3	184					
Steals Per Game	5.5	266		<b>Sean Gardner</b>	<b>No.</b>	<b>NCAA</b>	<b>SBC</b>
Turnovers Per Game	13.5	239		Scoring	13.1	N/A	13
Turnover Margin	-1.0	250		3FG Percentage	36.1	N/A	9
				3FG Made Per Game	2.18	157	7
				<b>PJ Hardwick</b>	<b>No.</b>	<b>NCAA</b>	<b>SBC</b>
				Assists Per Game	5.5	31	1
				Assist/Turnover Ratio	2.24	73	2

## ON THIS DATE

A-State carries a 4-8 record on this date since 1960. The Red Wolves last played on Feb 12 in 2009, losing to UALR at the Convocation Center 58-57. A-State is 3-3 on the road on Feb. 12, winning the last two.

Season	Opponent	Score	W-L
2008-09	UALR	57-58	L
1999-00	Louisiana-Lafayette	75-79	L
1993-94	at UALR	64-63	W
1991-92	at New Orleans	56-50	W
1986-87	at ULM	53-58	L
1982-83	Louisiana Tech	44-46	L (OT)
1976-77	Lamar	78-72	W
1975-76	McNeese State	78-85	L (2OT)
1972-73	at Drake	63-83	L
1971-72	at UT Arlington	71-75	L
1963-64	at Christian Brothers	68-61	W
1959-60	SEMO	79-103	L

## SUN BELT STANDINGS












Team	Conference		Overall					
	W-L	PCT	W-L	PCT	Home	Road	PF	PA
ULM	10-3	.769	16-8	.667	9-2	7-4	65.5	60.4
Georgia Southern	9-3	.750	16-5	.762	10-1	6-4	70.8	59.7
Georgia State	9-4	.692	16-8	.667	9-1	5-7	72.8	64.3
UT Arlington	7-5	.583	13-9	.591	7-4	6-5	70.9	69.5
Louisiana Lafayette	7-6	.538	13-11	.542	9-3	3-7	79.7	71.8
Appalachian State	6-6	.500	9-12	.429	4-3	5-9	63.6	70.1
Texas State	5-8	.385	11-11	.500	7-4	4-7	63.5	59.5
South Alabama	5-8	.385	7-17	.292	5-7	2-10	68.0	72.7
Arkansas State	4-9	.308	9-13	.409	3-7	6-6	64.0	68.3
Troy	4-9	.308	9-13	.409	6-5	3-8	66.3	68.0
UALR	4-9	.308	9-14	.391	7-6	1-7	68.5	70.5

## SUN BELT POW

### Sun Belt Players of the Week

Nov. 18.....Tylor Ongwae, ULM  
 Nov. 25.....Frank Eaves, Appalachian State  
 Dec. 2.....R.J. Hunter, Georgia State  
 Dec. 9.....Kevin Thomas, Troy  
 Dec. 16.....Shawn Long, UL-Lafayette  
 Jan. 5.....Shawn Long, UL-Lafayette  
 Jan. 12.....Marvin Williams, ULM  
**Jan. 19.....Anthony Livingston, Arkansas State**  
 Jan. 26.....Frank Eaves, Appalachian State  
 Feb. 2.....Ryan Harrow, Georgia State  
 Feb. 9.....Tylor Ongwae, ULM  
 Feb. 16.....  
 Feb. 23.....  
 March 2.....  
 March 9.....

## SUN BELT MATCHUPS

	APP	UALR	ASU	GASO	GSU	ULL	ULM	USA	UTA	TXST	TROY
	-	<b>UALR 64-46</b> Feb. 12 (APP)	<b>APP 74-73</b> ASU 59-50	<b>GASO 83-46</b> Feb 26 (APP)	<b>APP 74-69</b> <b>Feb 21 (GSU)</b>	<b>ULL 80-64</b> <b>ULL 81-66</b>	<b>Feb 14 (ULM)</b> Feb 28 (APP)	<b>USA 104-95</b> APP 64-53	<b>Feb 19 (UTA)</b> Mar 7 (APP)	<b>APP 64-58</b> <b>Mar 5 (APP)</b>	<b>APP 69-64</b> APP 65-62
	<b>UALR 64-46</b> <b>Feb. 12 (APP)</b>	-	<b>UALR 75-65</b> Feb. 19 (UALR)	<b>GASO 76-61</b> Feb 14 (UALR)	<b>GSU 82-69</b> Feb 26 (UALR)	<b>ULL 83-79</b> <b>Mar 5 (ULL)</b>	<b>ULM 64-52</b> ULM 77-61	<b>USA 72-69</b> <b>USA 66-64</b>	<b>UTA 75-68</b> <b>Feb 28 (UTA)</b>	<b>TXST 77-74</b> UALR 69-61	<b>UALR 73-65</b> <b>Feb 21 (TROY)</b>
	<b>APP 74-73</b> <b>ASU 59-50</b>	<b>UALR 75-65</b> Feb. 19 (UALR)	-	<b>GASO 73-61</b> <b>Feb 12 (GASO)</b>	<b>GSU 60-54</b> <b>GSU 74-43</b>	<b>ULL 96-59</b> Mar 7 (ASU)	<b>ULM 70-61</b> Feb 21 (ASU)	<b>ASU 63-60</b> Mar 5 (ASU)	<b>UTA 77-50</b> Feb 26 (ASU)	<b>ASU 78-73</b> <b>Feb 28 (TXST)</b>	<b>ASU 64-55</b> TROY 69-64
	<b>GASO 83-46</b> <b>Feb. 26 (APP)</b>	<b>GASO 76-61</b> Feb. 14 (UALR)	<b>GASO 73-61</b> Feb. 12 (GASO)	-	<b>GASO 58-54</b> <b>Mar 7 (GSU)</b>	<b>GASO 78-70</b> Feb. 28 (ULL)	<b>GASO 57-53</b> ULM 71-68	<b>GASO 81-73</b> Feb 21 (GASO)	<b>UTA 62-61</b> Mar 5 (GASO)	<b>GASO 40-36</b> <b>GASO 45-43</b>	<b>TROY 75-71</b> Feb 19 (GASO)
	<b>APP 74-69</b> Feb. 21 (GSU)	<b>GSU 82-69</b> Feb. 26 (UALR)	<b>GSU 60-54</b> GSU 74-43	<b>GASO 58-54</b> Mar 7 (GSU)	-	<b>ULL 84-80</b> GSU 75-64	<b>GSU 65-45</b> <b>Mar 5 (ULM)</b>	<b>GSU 65-54</b> Feb. 19 (GSU)	<b>GSU 83-62</b> <b>GSU 88-74</b>	<b>TXST 77-74</b> <b>Feb 14 (TXST)</b>	<b>GSU 77-72</b> <b>Feb 28 (TROY)</b>
	<b>ULL 80-64</b> ULL 81-66	<b>ULL 83-79</b> Mar 5 (ULL)	<b>Mar 7 (ASU)</b>	<b>GASO 78-70</b> Feb 28 (ULL)	<b>ULL 84-80</b> <b>GSU 75-64</b>	-	<b>ULM 57-55</b> <b>Feb 12 (ULM)</b>	<b>USA 89-82</b> <b>USA 89-85</b>	<b>UTA 84-69</b> <b>Feb 21 (UTA)</b>	<b>ULL 72-63</b> Feb 19 (ULL)	<b>ULL 91-64</b> <b>Feb 14 (TROY)</b>
	<b>Feb. 14 (ULM)</b> <b>Feb. 28 (APP)</b>	<b>ULM 64-52</b> <b>ULM 77-61</b>	<b>ULM 70-61</b> <b>Feb 21 (ASU)</b>	<b>GASO 57-53</b> <b>ULM 71-68</b>	<b>GSU 65-45</b> Mar 5 (ULM)	<b>ULM 57-55</b> Feb 12 (ULM)	-	<b>ULM 67-61</b> <b>Feb 26 (USA)</b>	<b>ULM 76-73</b> UTA 61-57	<b>ULM 62-59</b> Mar 7 (ULM)	<b>ULM 63-54</b> <b>ULM 58-55</b>
	<b>USA 104-95</b> <b>APP, 64-53</b>	<b>USA 72-69</b> USA 66-64	<b>ASU 63-60</b> Mar 5 (ASU)	<b>GASO 81-73</b> <b>Feb 21 (GASO)</b>	<b>GSU 65-54</b> <b>Feb. 19 (GSU)</b>	<b>USA 89-82</b> <b>USA 89-85</b>	<b>ULM 67-61</b> Feb 26 (USA)	-	<b>UTA 99-87</b> <b>Feb 14 (USA)</b>	<b>TXST 82-71</b> Feb 14 (USA)	<b>Feb 12 (TROY)</b> Mar 7 (USA)
	<b>Feb 19 (UTA)</b> <b>Mar 7 (APP)</b>	<b>UTA 75-68</b> <b>Feb. 28 (UTA)</b>	<b>UTA 77-50</b> <b>Feb 26 (ASU)</b>	<b>UTA 62-61</b> <b>Mar 5 (GASO)</b>	<b>GSU 83-62</b> GSU 88-74	<b>UTA 84-69</b> Feb 21 (UTA)	<b>ULM 76-73</b> <b>UTA 61-57</b>	<b>UTA 99-87</b> <b>Feb 14 (USA)</b>	-	<b>UTA 66-55</b> <b>Feb 12 (TXST)</b>	<b>TROY 71-66</b> Feb 26 (TXST)
	<b>APP 68-64</b> <b>Mar 5 (APP)</b>	<b>TXST 77-74</b> <b>UALR 69-61</b>	<b>Feb 28 (TXST)</b>	<b>GASO 40-36</b> <b>GASO 45-43</b>	<b>TXST 77-74</b> <b>Feb 14 (TXST)</b>	<b>ULL 72-63</b> <b>Feb 19 (ULL)</b>	<b>ULM 62-59</b> <b>Mar. 7 (ULM)</b>	<b>TXST 82-71</b> <b>TXST 63-43</b>	<b>Feb 12 (TXST)</b>	-	<b>TXST 57-46</b> Feb 26 (TXST)
	<b>APP 69-64</b> <b>APP 65-62</b>	<b>UALR 73-65</b> Feb 21 (TROY)	<b>ASU 64-55</b> <b>TROY 69-64</b>	<b>TROY 75-71</b> <b>Feb 19 (GASO)</b>	<b>GSU 77-72</b> Feb 28 (TROY)	<b>ULL 91-64</b> Feb 14 (TROY)	<b>ULM 63-54</b> ULM 58-55	<b>Feb 12 (TROY)</b> <b>Mar 7 (USA)</b>	<b>TROY 71-66</b> <b>TROY 55-54</b>	<b>TXST 57-46</b> <b>Feb 26 (TXST)</b>	-

BOLD in each cell indicates home game for team in column header  
 Games on Feb. 12 in gray box

## STAT CHECK

A-STATE's RECORD WHEN.....	OVR	SBC
At Home	3-7	1-5
On Road	6-6	3-4
Leading at halftime	4-4	1-2
Trailing at halftime	5-8	3-7
Tied at halftime	0-1	0-0
Shoot higher FG% than opp.	8-3	3-1
Shoot lower FG% than opp.	1-10	1-8
Shoot equal FG% with opp.	0-0	0-0
Shoot 40% or better	6-7	2-4
Shoot lower than 40%	3-6	2-5
Opp. shoot 40% or better	2-12	0-8
Opp. shoot lower than 40%	7-1	4-1
Shoot higher 3FG% than opp.	6-6	3-4
Shoot lower 3FG% than opp.	3-6	1-5
Shoot equal 3FG% with opp.	0-1	0-0
Shoot 35% or better from 3	5-5	2-3
Shoot lower than 35% from 3	4-8	2-6
Opp. shoot 35% or better from 3	4-8	2-6
Opp. shoot lower than 35% from 3	5-5	2-3
Score fewer than 60 pts	1-6	1-4
Score 60-69 pts	5-5	2-4
Score 70-79 pts	2-2	1-1
Score 80 or more pts	1-0	0-0
Opp. score fewer than 60 pts	5-0	2-0
Opp. score 60-69 pts	3-3	1-2
Opp. score 70-79 pts	1-8	1-6
Opp. score 80 or more pts	0-2	0-1
Games decided by 6 or fewer pts	3-5	2-3
Overtime games	2-0	2-0
More free throw attempts than opp.	6-1	3-0
Fewer free throw attempts than opp.	3-12	1-9
15-plus free throw attempts	8-7	4-5
More rebounds than opp.	6-2	1-1
Fewer rebounds than opp.	3-10	3-8
Equal rebounds with opp.	0-1	0-0
More than 40 rebounds	6-0	4-0
Less than 40 rebounds	3-13	0-9
Fewer turnovers than opp.	4-3	2-3
More turnovers than opp.	5-9	2-6
Equal turnovers as opp.	0-1	0-0
7 or more assists	9-10	4-7
7 or more steals	5-2	3-2
5 or more blocks	2-2	1-2
More points in the paint	6-1	3-1
Fewer points in the paint	2-12	1-8
Equal points in the paint	1-0	0-0
More 2nd chance points	3-2	1-1
Fewer 2nd chance points	6-11	3-8
Equal 2nd chance points	0-0	0-0
More bench points	3-0	1-0
Fewer bench points	5-11	2-8
Equal bench points	1-2	1-1
November	0-2	0-0
December	6-2	1-0
January	3-8	3-8
February	0-1	0-1
March		

## FOR STARTERS

	1	2	3	4	5	Record
>>	Golden	Foster	Gardner	Livingston	Downs	0-2
>>	Hardwick	Golden	Gardner	Livingston	Downs	2-3
>>	Hardwick	Golden	Gardner	Livingston	Boucoun	4-5
>>	Hardwick	Golden	Gardner	Livingston	Waters	3-3

## SUPERLATIVES

2014-15 Season Margin of Victory/Defeat																																
Margin	1	2	3	4	5	6	7	8	9	10	11	12	13	14	15	16	17	18	19	20	21	22	23	24	25	25+	30+	35+				
Victory	-	-	1	-	2	-	-	-	3	-	-	-	-	1	-	-	-	1	-	-	-	-	-	-	-	1	-	-				
Defeat	1	1	-	-	2	1	-	1	1	1	-	1	-	-	-	-	-	-	-	-	1	-	-	-	-	1	-	2				
Under Head Coach John Brady (Since 2008-09)																																
Margin	1	2	3	4	5	6	7	8	9	10	11	12	13	14	15	16	17	18	19	20	21	22	23	24	25	25+	30+	35+				
Victory	4	7	7	3	6	6	4	7	7	3	2	4	2	7	4	3	4	3	2	1	-	-	1	5	3	4	1	9				
Defeat	7	7	7	7	8	4	15	4	5	2	2	3	5	2	4	-	-	1	4	1	1	1	2	2	-	4	2	4				

Most First Half Points			Most Second Half Points		
A-State	42	at Toledo	A-State	57	vs Belhaven
Opponent	52	at Purdue	Opponent	52	vs UT Martin
Fewest First Half Points			Fewest Second Half Points		
A-State	18	at Georgia State	A-State	23	vs Lamar
Opponent	23	vs UT Martin	Opponent	20	at South Alabama
Largest Halftime Lead			Largest Margin of Victory		
A-State	16	vs UT Martin	A-State	27	vs Belhaven
Opponent	34	at Purdue	Opponent	41	at Purdue

PLAYER MILESTONES								
Points* Leader	SEA	CAR	10+ Rebounds	SEA	CAR	Double-Doubles	SEA	CAR
Anthony Livingston	11	11	Anthony Livingston	10	10	Anthony Livingston	10	10
Cameron Golden	5	11	Nouhoum Boucoum	1	1	Nouhoum Boucoum	1	1
Sean Gardner	5	5				PJ Hardwick	1	1
PJ Hardwick	1	1	15+ Rebounds	SEA	CAR			
			Anthony Livingston	2	2			
Rebounds* Leader	SEA	CAR						
Anthony Livingston	16	16	10+ Assists	SEA	CAR			
Nouhoum Boucoum	3	3	PJ Hardwick	2	2			
Cameron Golden	1	1						
PJ Hardwick	1	1	Dunks	SEA	CAR			
Charles Waters	1	1	Charles Waters	9	9			
Sean Gardner	1	1	Sean Gardner	4	4			
Kelvin Downs	1	1	Kelvin Downs	2	8			
			Anthony Livingston	1	1			
Assists* Leader	SEA	CAR	Cameron Golden	-	1			
PJ Hardwick	14	14						
Cameron Golden	7	29	3-Point Plays	SEA	CAR			
Anthony Livingston	2	2	Anthony Livingston	5	5			
Sean Gardner	1	1	C.J. Foster	3	3			
Daijon Macklien	1	1	Kelvin Downs	2	5			
			Nouhoum Bocoum	2	2			
10+ Points	SEA	CAR	Cameron Golden	1	7			
Anthony Livingston	19	19	Sean Gardner	1	1			
Cameron Golden	18	39	Charles Waters	1	1			
Sean Gardner	13	13	PJ Hardwick	1	1			
Nouhoum Boucoum	6	6	Daijon Macklien	1	1			
PJ Hardwick	5	5						
			4-Point Plays	SEA	CAR			
20+ Points	SEA	CAR	Sean Gardner	1	1			
Anthony Livingston	6	6	Cameron Golden	-	1			
Cameron Golden	4	5						
Sean Gardner	4	4						

## PLAYER MILESTONES

Points* Leader	SEA	CAR	10+ Rebounds	SEA	CAR	Double-Doubles	SEA	CAR
Anthony Livingston	11	11	Anthony Livingston	10	10	Anthony Livingston	10	10
Cameron Golden	5	11	Nouhoum Boucoum	1	1	Nouhoum Boucoum	1	1
Sean Gardner	5	5				PJ Hardwick	1	1
PJ Hardwick	1	1	15+ Rebounds	SEA	CAR			
			Anthony Livingston	2	2			
Rebounds* Leader	SEA	CAR	10+ Assists	SEA	CAR			
Anthony Livingston	16	16						
Nouhoum Boucoum	3	3	PJ Hardwick	2	2			
Cameron Golden	1	1						
PJ Hardwick	1	1	Dunks	SEA	CAR			
Charles Waters	1	1	Charles Waters	9	9			
Sean Gardner	1	1	Sean Gardner	4	4			
Kelvin Downs	1	1	Kelvin Downs	2	8			
Assists* Leader	SEA	CAR						
PJ Hardwick	14	14	Anthony Livingston	1	1			
Cameron Golden	7	29	Cameron Golden	-	1			
Anthony Livingston	2	2	3-Point Plays	SEA	CAR			
Sean Gardner	1	1	Anthony Livingston	5	5			
Daijon Macklien	1	1	C.J. Foster	3	3			
			Kelvin Downs	2	5			
			Nouhoum Bocoum	2	2			
			Cameron Golden	1	7			
			Sean Gardner	1	1			
			Charles Waters	1	1			
			PJ Hardwick	1	1			
			Daijon Macklien	1	1			
			4-Point Plays	SEA	CAR			
			Sean Gardner	1	1			
			Cameron Golden	-	1			

\* Game leaders includes ties  
SEA - Season CAR - Career



## Athletics Media Relations

### ARKANSAS STATE UNIVERSITY

P.O. Box 1000

State University, Ark. 72467

Telephone – (870) 972-2541, Fax – (870) 972-

3367, Press Row – (870) 972-2541

Athletics Website – AStateRedWolves.com

**MBB Contact – Mark Taylor,**

**Assistant Athletics Media Relations Director**

**(870) 219-5705 / martaylor@astate.edu**

Jerry Scott, Assistant Athletics Director/

Athletics Media Relations Director

**(870) 972-3405 / jscott@astate.edu**

Chris Graddy,

Assistant Athletics Media Relations Director

**(870) 972-2707 / cgraddy@astate.edu**

## MEDIA INFORMATION

### CREDENTIALS

Working press credentials can be requested by contacting Mark Taylor at (870) 972-3547 or via email at martaylor@astate.edu. Full season and single-game credentials will be mailed whenever possible. If not, they will be left at the Media Will Call table located on the lower level to the left of the green entrance of the A-State Convocation Center.

### MEDIA ROOM

Enter the media room from the lower level, beneath the blue portal. Please do not attempt to access the media room from the entrance beneath the yellow portal. Game notes, flipcards and refreshments will be provided to credentialed media.

### POST-GAME INTERVIEWS

The A-State locker room is closed to all media members. Head coach John Brady and requested assistant coaches and players will be available for interviews following a brief cooling off period. At A-State's home games, all post-game coach and player interviews will be in the media room.

### PRACTICE COVERAGE

A-State men's basketball practices are closed to the media with the exception of the last 10 minutes of practice. Players and coaches are available for interviews following practice. Please contact Mark Taylor in the A-State Athletics Media Relations office prior to practice to arrange interviews. Please be respectful during practice, no food or loud conversation and silence your cell phones.

### BASKETBALL GAME NOTES/RELEASES

All Red Wolves men's basketball game notes can be obtained as a PDF document via the A-State Athletics official website at AStateRedWolves.com. To be added to the email broadcast for men's basketball releases, contact Mark Taylor in the A-State Athletics Media Relations office at martaylor@astate.edu. Game notes will be made available at least 24 hours prior to the next scheduled A-State men's basketball game and a post-game recap will be distributed within two hours following a game's conclusion.

## HEAD COACH JOHN BRADY



A proven winner in the collegiate coaching ranks, John Brady's vision of taking the Arkansas State men's basketball program to the highest competitive level nationally has made the two entities a perfect match.

Brady has certainly become accustomed to success throughout his distinguished coaching career as evidenced by a Final Four appearance and 380 career

victories.

The past two seasons (2012-13 and 2013-14) clearly illustrate Brady's success as A-State has compiled back-to-back 19-win seasons to represent the Red Wolves' most single-season victories since 1997-98 campaign. The 2012-13 team posted a 19-12 overall mark and claimed a Sun Belt Conference (SBC) West Division Championship title while the 2013-14 squad registered a 19-13 overall record.

A new era in A-State men's basketball history began on March 19, 2008 when Brady was announced as the Red Wolves' 15th head coach in the program's history.

Brady has wasted little time making a positive impact on the A-State program as in his initial three years at the helm, he turned the Red Wolves into a success story on the court by capturing a share of the Sun Belt Conference's Western Division Championship title in 2010-11 along with compiling double-digit SBC wins back-to-back for the first time in nearly 20 years and going 13-0 at home.

During his first season with the Red Wolves, Brady helped lead A-State to one of the best starts in program history and achieved the No. 22 ranking on Collegeinsider.com's Top 25 poll.

Brady would take the Red Wolves a step further in his second season (2009-10), improving their record to 17-14 while making a Sun Belt Conference Tournament Semifinal appearance and finishing second in the SBC's West Division. For his efforts, Brady was named Sun Belt Coach of the Year and the District VII Coach of the Year by the USBWA.

For the 2009-10 season, A-State registered an 11-7 SBC record which signified its best conference mark since the 2006-07 campaign when A-State achieved an identical league mark. A-State's 11 wins represented the seventh time in which the Red Wolves compiled a double-digit league victories total since joining the Sun Belt. A-State would then duplicate its SBC wins in the 2010-11 season by finishing with an 11-5 conference ledger.

Prior to Arkansas State, Brady spent 10-plus seasons serving as LSU's head coach. During his tenure at the school, Brady guided the Tigers to six post-season berths, two Southeastern Conference (SEC) Championship crowns and three SEC Western Division titles. With his success, Brady was tabbed as the SEC Coach of the Year twice (1999-00 and 2005-06).

Brady's 16-year tenure as a head coach at both LSU and Samford in Birmingham, Alabama, has been decorated with achievements. He has coached a combined 25 All-TAAC and SEC selections, 48 academic all-conference choices, posted 11 winning seasons and collected five division championships. Brady compiled up the third most wins in LSU history with 192 and left Samford after the 1996-97 season as the Bulldog's all-time leader in coaching victories (89) as well.

Brady quickly turned around an LSU's men's basketball program that had suffered four consecutive losing seasons prior to his arrival, leading the Tigers to a 28-6 record, an SEC Championship and an NCAA Sweet 16 appearance in just his third season (1999-00) at the helm. Under Brady's direction, the Tigers recorded six consecutive winning seasons from 2001-02 to 2006-07 while making three trips to the NCAA Tournament and two more to the NIT. The 2005-06 campaign saw LSU post a 27-9 overall record and advance to the Final Four for the first time in 20 years.

Not only did Brady coach the Tigers to 23 wins versus ranked opponents, he also led them to victories over two teams ranked No. 1 in the Associated Press Poll (Arizona in 2002-03 and Duke in 2005-06).

Additionally, he orchestrated a 19-game home winning streak over SEC opponents, the third longest stretch in LSU history.

While at LSU, Brady coached two NBA Lottery picks and six current NBA players. The Tigers signed nine Parade All-Americans and four McDonald All-Americans under Brady, who also coached three SEC Players of the Year, four players named SEC Freshman of the Year, one SEC Scholar-Athlete of the Year and 17 All-SEC selections.

Prior to taking over the reigns at LSU, Brady served as Samford's head coach from 1991-92 through 1996-97. He quickly turned around a Samford program, which was coming off six straight losing seasons, by guiding the Bulldogs to a 17-10 overall record in just his second season. Brady went on to lead Samford to three consecutive winning seasons (1995-97) for the first time since 1982-84, culminating in a 19-9 overall record and division crown in 1997. SU placed first in the Trans America Athletic Conference's (TAAC) West Division in each of Brady's final two seasons for the first time in program history.

Brady's four winning seasons at Samford represented the first for any coach at the school. He directed SU to an 89-77 record after the Bulldogs went 27-83 the four seasons prior to his initial year. Brady coached eight All-TAAC and 14 Academic All-TAAC student-athletes over six seasons at Samford.

A native of McComb, Miss., native, Brady earned his bachelor's degree from Belhaven College in 1976. He was a three-year starter at BC and scored over 1,000 career points. Brady, a two-time All-Southern States Conference selection, was inducted into his alma mater's Hall of Fame.

Brady began his coaching career as a graduate assistant for the Mississippi State men's basketball program where he earned his master's degree from 1976-77. Brady took his first head coaching position in 1977 at Louisiana's Crowley High School and led the basketball squad to a 129-49 (.725) overall record in five seasons. He was honored as the 1981 Louisiana Sports Writers Association Class 3-A Coach of the Year.

Brady returned to the college coaching ranks in 1982 as an assistant coach at Mississippi State. He spent eight years with the Bulldogs, the first four seasons under coach Bob Hoyt and the proceeding four as a chief recruiter for coach Richard Williams. Following his tenure at MSU, Brady returned to Louisiana to serve as an assistant coach at the University of New Orleans. Brady helped lead UNO to a NCAA Tournament berth in his only season with the Privateers.

### BRADY'S YEAR-BY-YEAR AT A-STATE

SEASON	OVERALL			CONFERENCE			FINISH
	W	L	Pct.	W	L	Pct.	
2008-09	13	17	.434	5	13	.278	7th-West
2009-10	17	14	.548	11	7	.611	2nd-West
2010-11	17	15	.531	11	5	.687	WD Champs
2011-12	14	20	.412	6	10	.375	5th-West
2012-13	19	12	.633	12	8	.600	WD Champs
2013-14	19	13	.594	10	8	.556	4th
2014-15	9	13	.409	4	9	.308	
TOTALS	108	104	.509	59	60	.496	

WD – West Division Champions

### BRADY'S A-STATE RECORD BREAKDOWN

MONTH	OVERALL	HOME	AWAY	NEUTRAL
NOVEMBER	18-18	10-4	8-10	0-4
DECEMBER	31-21	21-5	10-16	0-0
JANUARY	31-31	22-11	9-20	0-0
FEBRUARY	22-24	15-6	7-18	0-0
MARCH	6-10	1-2	0-3	5-5
CAREER TOTAL – 108-104				
HOME – 69-28;				
AWAY – 34-67;				
NEUTRAL – 5-9				

# THE LAST TIME

## A TEAM SCORED 100+ POINTS IN A GAME

A-State .....116 vs UALR (W 116-114 4OT), 3-14-14  
Opp. ....114 by UALR (W, 116-114 4OT), 3-14-14

## A TEAM SCORED 50 OR FEWER POINTS IN A GAME

A-State .....43 at Georgia State (L 43-74), 1-31-15  
Opp. ....50 by Appalachian State (W 59-50), 1-15-15

## A TEAM SCORED 90+ POINTS IN CONVOCATION CENTER

A-State .....95 vs Belhaven (W 95-68), 12-6-14  
Opp. ....98 by Troy (L 84-98), 2-1-14

## A TEAM SCORED 60 OR FEWER POINTS IN CONVOCATION CENTER

A-State .....58 vs Lamar (L 58-63), 11-25-14  
Opp. ....60 by Georgia State (L 54-60), 1-19-15

## A TEAM SCORED 90 POINTS IN A LOSS

A-State .....93 at Jacksonville (L 93-101), 1-22-96  
Opp. ....111 by UALR (W, 116-114 4OT), 3-14-14

## A TEAM SCORED 60 OR FEWER POINTS IN A VICTORY

A-State .....59 at Appalachian State (W 59-50), 1-15-15  
Opp. ....60 by Georgia State (L 54-60), 1-19-15

## A TEAM HAD 5+ PLAYERS SCORE IN DOUBLE FIGURES

A-State .....Townsel (32), Van Slyke (24), Reed (23), Johnson III (19), Washington (11)  
.....vs UALR (W 116-114 4OT), 3-4-14  
Opp. ....Isler (25), White (20), Hagins (17), Smith (14), Isom (14), Hill (12)  
.....by UALR (W 116-114 4OT), 3-4-14

## A TEAM WON A GAME BY 25+ POINTS

A-State .....27 vs Belhaven (W 95-68), 12-6-14  
Opp. ....31 by Georgia State (L, 43-74), 1-31-15

## A TEAM WON A GAME BY 50+ POINTS

A-State .....81 vs Central Baptist (W 120-39), 12-28-10  
Opp. ....52 by Saint Louis (L 38-90), 00-00-47

## A TEAM WON AN OVERTIME GAME

A-State .....78-73 vs Texas State, 1-17-15  
Opp. ....76-79 vs Georgia State, 3-4-14

## A TEAM WON A 2+ OVERTIME GAME

A-State .....116-114 (4OT) vs UALR, 3-14-14  
Opp. ....77-82 (2OT) at Western Kentucky, 1-18-14

## A TEAM SHOT 60% FG IN A GAME

A-State .....60.0 (27-45) at ULM, 2-16-13  
Opp. ....62.5% (35-56) by Lamar, 11-30-13

## A TEAM SHOT 30% OR WORSE FG IN A GAME

A-State .....20.4% (10-49) at Georgia State, 1-31-15  
Opp. ....29.3 (17-58) by Appalachian State, 1-15-15

## A TEAM MADE 12+ 3-POINT FG IN A GAME

A-State .....13 vs Belhaven, 12-6-14  
Opp. ....14 by Troy, 1-9-14

## A TEAM DID NOT MAKE A 3-POINT FG IN A GAME

A-State .....vs North Texas (0-8), 2-24-11  
Opp. ....Florida Atlantic (0-10), 1-26-13

## A TEAM SHOT 60% 3-POINT FG IN A GAME (MIN. 10)

A-State .....63.6% (14-22) at Texas State, 1-4-14  
Opp. ....61.5% (8-13) by North Texas, 3-5-12

## A TEAM MADE 30+ FREE THROWS IN A GAME

A-State .....33 vs UALR, 3-14-14  
Opp. ....34 by UALR, 3-14-14

## A TEAM MADE 5 OR FEWER FREE THROWS IN A GAME

A-State .....4 vs Toledo, 12-17-13  
Opp. ....3 by Lyon College, 2-25-14

## A TEAM ATTEMPTED 40+ FREE THROWS IN A GAME

A-State .....47 vs UALR, 3-14-14  
Opp. ....40 by UALR, 3-14-14

## A TEAM SHOT 90% OR BETTER FREE THROWS IN A GAME

A-State .....92.9% (13-14) vs Appalachian State, 1-3-15  
Opp. ....90.5% (19-21) by UALR, 3-1-14

## A TEAM SHOT 40% OR WORSE FREE THROWS IN A GAME

A-State .....33.3% (6-18) at Louisville, 11-22-11  
Opp. ....38.9% (7-18) at Central Arkansas, 12-1-14

## A TEAM HAD 20+ OFFENSIVE REBOUNDS IN A GAME

A-State .....21 vs Austin Peay, 12-16-12  
Opp. ....27 by UALR, 3-14-14

## A TEAM HAD 5 OR FEWER OFFENSIVE REBOUNDS IN A GAME

A-State .....5 vs Georgia Southern, 1-8-15  
Opp. ....5 by Georgia State, 3-15-14

## A TEAM HAD 30+ DEFENSIVE REBOUNDS IN A GAME

A-State .....31 at Troy, 1-27-15  
Opp. ....35 by Georgia State, 1-31-15

## A TEAM HAD 50+ TOTAL REBOUNDS IN A GAME

A-State .....52 vs UALR, 1-25-14  
Opp. ....57 by UALR, 3-14-14

## A TEAM HAD 25 OR FEWER TOTAL REBOUNDS IN A GAME

A-State .....24 vs Troy, 2-5-15  
Opp. ....24 by Belhaven, 12-6-14

## A TEAM OUT-REBOUNDED ITS OPPONENT BY 15+

A-State .....23 (47-24) vs Belhaven, 12-6-14  
Opp. ....16 (24-40) vs Troy, 2-5-15

## A TEAM HAD 20+ ASSISTS IN A GAME

A-State .....21 at Texas State, 1-4-14  
Opp. ....20 by Louisiana-Lafayette, 1-22-15

## A TEAM HAD 7 OR FEWER ASSISTS IN A GAME

A-State .....6 at Georgia State, 1-31-15  
Opp. ....7 by South Alabama, 12-30-14

## A TEAM COMMITTED 20+ TURNOVERS IN A GAME

A-State .....21 at Nebraska, 12-14-13  
Opp. ....20 by Troy, 2-5-15

## A TEAM COMMITTED 7 OR FEWER TURNOVERS IN A GAME

A-State .....4 vs Lyon, 2-25-14  
Opp. ....7 by UALR, 1-29-14

## A TEAM HAD 15+ STEALS IN A GAME

A-State .....19 vs Austin Peay, 12-16-12  
Opp. ....15 by Nebraska, 12-14-13

## A TEAM DID NOT HAVE A STEAL IN A GAME

A-State .....0 vs Georgia State, 3-15-14  
Opp. ....0 by Florida Atlantic, 1-26-13

## A TEAM HAD 5+ BLOCKS IN A GAME

A-State .....5 vs Georgia State, 1-19-15  
Opp. ....6 by South Alabama, 12-30-14

## A TEAM DID NOT BLOCK A SHOT IN A GAME

A-State .....0 vs UT Martin, 11-17-14  
Opp. ....0 by UALR, 1-29-14

## A TEAM COMMITTED 30+ FOULS IN A GAME

A-State .....30 vs UALR, 3-2-13  
Opp. ....33 by UALR, 3-14-14

## A TEAM COMMITTED 10 OR FEWER FOULS IN A GAME

A-State .....7 vs ULM, 1-19-13  
Opp. ....8 by Toledo, 12-17-13

## A TEAM HAD TWO PLAYERS DISQUALIFIED

A-State .....Nouhoum Bocoum and Kelvin Downs at South Alabama, 12-30-14  
Opp. ....Cameron Naylor and Ethan Montalvo (Texas State), 1-17-15

## A TEAM SCORED 50+ POINTS IN A HALF

A-State .....57 vs Belhaven (2nd Half), 12-6-14  
Opp. ....51 by Louisiana-Lafayette (1st Half), 1-22-15

## A TEAM HAD 20 OR FEWER POINTS IN A HALF

A-State .....18 at Georgia State (1st Half), 1-31-15  
Opp. ....14 by Troy (1st Half), 2-23-13



## THE LAST TIME

### A TEAM SHOT 60% OR BETTER FG IN A HALF

A-State .....61.5% (16-26) vs Texas State (2nd Half), 1-17-15  
Opp. ....66.7% (16-24) by ULM (2nd Half), 1-5-15

### A TEAM SHOT 20% OR WORSE FG IN A HALF

A-State .....19.2% (5-26) at Georgia State (2nd Half), 1-31-15  
Opp. ....18.2% (6-33) by UALR (2nd Half), 1-25-14

### A TEAM MADE 7+ 3-POINTERS IN A HALF

A-State .....8 (8-15) vs Belhaven (2nd Half), 12-6-14  
Opp. ....10 (10-11) by Louisiana-Lafayette (2nd Half), 1-22-15

### A TEAM MADE 15+ FREE THROWS IN A HALF

A-State .....15 (15-21) vs UALR (2nd Half), 3-14-14  
Opp. ....20 (20-24) by Georgia State (2nd Half), 1-31-15

### A TEAM DID NOT MAKE A FREE THROW IN A HALF

A-State .....0 (0-0) at Western Kentucky (1st Half), 1-18-14  
Opp. ....0 (0-0) by Georgia Southern (1st Half), 1-8-15

### A TEAM DID NOT ATTEMPT A FREE THROW IN A HALF

A-State .....0 (0-0) at Western Kentucky (1st Half), 1-18-14  
Opp. ....0 (0-0) by Georgia Southern (1st Half), 1-8-15

### A PLAYER SCORED 30+ POINTS IN A GAME

A-State .....32 by Ed Townsel vs UALR, 3-14-14  
Opp. ....30 by Manny Atkins (Georgia State), 3-4-14

### A PLAYER SHOT 80% OR BETTER FG IN A GAME (MIN 5 ATT.)

A-State .....87.5% (7-8) by Ed Townsel at UT Arlington, 1-2-14  
Opp. ....87.5% (7-8) by Markus Crider (Georgia State), 1-31-15

### A PLAYER MADE 7+ 3-POINTERS IN A GAME

A-State .....8 (8-9) by Sean Gardner vs Belhaven, 12-6-14  
Opp. ....7 (7-9) by Tevin Calhoun (Troy), 1-9-14

### A PLAYER MADE 12+ FREE THROWS IN A GAME

A-State .....13 (13-14) by Anthony Livingston vs Georgia State, 1-19-15  
Opp. ....12 (12-12) by R.J. Hunter (Georgia State), 1-19-15

### A PLAYER HAD 7+ OFFENSIVE REBOUNDS IN A GAME

A-State .....7 by Brandon Peterson vs Troy, 3-30-13  
Opp. ....9 by Kevin Thomas (Troy), 1-24-15

### A PLAYER HAD 15+ DEFENSIVE REBOUNDS IN A GAME

A-State .....15 by Anthony Livingston vs Marshall, 12-20-14  
Opp. ....15 by George Odufuwa (North Texas), 1-22-11

### A PLAYER HAD 15+ TOTAL REBOUNDS IN A GAME

A-State .....15 by Anthony Livingston vs Texas State, 1-17-15  
Opp. ....16 by Shawn Long (UL-Lafayette), 1-12-13

### A PLAYER HAD 10+ ASSISTS IN A GAME

A-State .....15 by PJ Hardwick vs Appalachian State, 1-3-15  
Opp. ....10 by Josh Hagins (UALR), 3-1-14

### A PLAYER HAD 7+ TURNOVERS IN A GAME

A-State .....7 by Ed Townsel at Louisville, 11-22-11  
Opp. ....7 by JAYON JAMES (ULM), 1-19-13

### A PLAYER HAD 5+ BLOCKS IN A GAME

A-State .....5 by Anthony Livingston at Appalachian State, 1-15-15  
Opp. ....5 by Dionte Ferguson (South Alabama), 12-30-14

### A PLAYER HAD 5+ STEALS IN A GAME

A-State .....5 by Cameron Golden at Central Arkansas, 12-1-14  
Opp. ....5 by R.J. Hunter (Georgia State), 1-31-15

### A PLAYER PLAYED ALL 40 MINUTES IN REGULATION

A-State .....Anthony Livingston vs Georgia State, 1-19-15  
Opp. ....R.J. Hunter (Georgia State), 1-19-15

## SCORING BREAKDOWN (A-STATE/OPPONENT)

Opponent	In Paint	Margin	Off TO	Margin	2nd CH	Margin	Fast Break	Margin	Bench	Margin	Total RBS	Margin	Big Lead	Big Deficit
UT Martin	22 / 34	-12	10 / 22	-12	2 / 17	-15	0 / 8	-8	0 / 13	-13	27 / 30	-3	19	5
Lamar	20 / 36	-16	16 / 17	-1	14 / 6	+8	4 / 8	-4	8 / 23	-15	32 / 32	0	5	8
at Central Arkansas	34 / 18	+16	20 / 13	+7	12 / 8	+4	4 / 4	0	19 / 14	+5	37 / 36	+1	20	--
Belhaven	36 / 14	+22	13 / 11	+2	16 / 7	+9	4 / 6	-2	20 / 12	+8	47 / 24	+23	27	--
at Purdue	24 / 38	-14	5 / 15	-10	9 / 13	-4	2 / 8	-6	15 / 47	-32	31 / 41	-10	--	41
at Toledo	18 / 22	-4	7 / 10	-3	13 / 12	+1	2 / 2	0	11 / 11	0	35 / 34	+1	14	8
at Mississippi State	24 / 28	-4	8 / 9	-1	6 / 12	-6	2 / 6	-4	4 / 40	-36	39 / 33	+6	14	3
Marshall	18 / 14	+4	13 / 14	-1	2 / 15	-13	4 / 0	+4	10 / 21	-11	49 / 43	+6	10	12
at Niagara	30 / 30	0	16 / 12	+4	4 / 7	-3	11 / 2	+9	6 / 24	-18	35 / 34	+1	5	9
at South Alabama	28 / 34	-6	14 / 8	+6	12 / 15	-3	0 / 6	-6	2 / 2	0	41 / 45	-4	5	11
Appalachian State	32 / 38	-6	8 / 14	-6	11 / 12	-1	6 / 4	+2	12 / 25	-13	34 / 39	-5	14	6
at ULM	24 / 42	-18	9 / 9	0	9 / 10	-1	2 / 2	0	7 / 21	-14	30 / 32	-2	--	13
Georgia Southern	26 / 22	+4	18 / 12	+6	3 / 5	-2	8 / 6	+2	10 / 23	-13	24 / 43	-19	1	24
at UT Arlington	16 / 34	-18	10 / 13	-3	12 / 13	-1	3 / 11	-8	12 / 37	-25	32 / 41	-9	--	33
at Appalachian State	26 / 22	+6	16 / 11	+5	2 / 9	-7	2 / 6	-4	2 / 19	-17	41 / 43	-2	15	6
Texas State	32 / 16	+16	15 / 16	-1	17 / 10	+7	0 / 0	0	19 / 25	-6	41 / 39	+2	6	9
Georgia State	8 / 24	-16	13 / 11	+2	12 / 16	-4	0 / 4	-4	3 / 11	-8	32 / 41	-9	1	10
at Louisiana-Lafayette	24 / 34	-10	12 / 17	-5	11 / 15	-4	4 / 6	-2	21 / 50	-29	29 / 41	-12	2	38
at Troy	26 / 24	+2	16 / 12	+4	8 / 12	-4	6 / 4	+2	17 / 10	+7	40 / 43	-3	11	11
UALR	22 / 28	-6	12 / 24	-12	14 / 10	+4	4 / 6	-2	20 / 23	-3	39 / 28	+11	13	14
at Georgia State	10 / 46	-36	4 / 18	-14	3 / 10	-7	2 / 22	-20	11 / 21	-10	27 / 43	-16	--	33
Troy	26 / 30	-4	26 / 16	+10	8 / 18	-10	0 / 0	0	8 / 8	0	24 / 40	-16	1	20
at Georgia Southern														
at UALR														
ULM														
UT Arlington														
at Texas State														
South Alabama														
Louisiana-Lafayette														
Total	526 / 628	-102	281 / 304	-23	200 / 252	-52	70 / 121	-51	237 / 480	-243	768 / 825	-43	27	41

# ALL-TIME SERIES RESULTS VS. CURRENT SUN BELT TEAMS

Appalachian State 2-2			
H: 1-1	A: 1-1	N: 0-0	
01/15/2015.....A	W	59-50	
01/03/2015.....H	L	73-74	
12/07/1991.....A	L	74-85	
11/24/1990.....H	W	91-69	

UALR 49-31			
H: 29-11	A: 17-18	N: 3-2	

01/29/2015.....H	L	65-75
03/14/2014.....N	W(4OT)	116-114
03/01/2014.....A	L	67-74
01/25/2014.....H	W	77-49
03/02/2013.....A	L	71-78
02/14/2013.....H	W	86-62
02/25/2012.....A	L	60-62
01/14/2012.....H	L	62-63
03/06/2011.....N	L	52-59
02/26/2011.....H	W	71-63
01/29/2011.....A	W	75-64
03/06/2010.....N	W	89-82
02/04/2010.....A	L	77-79
12/20/2009.....H	W	69-61
02/12/2009.....H	L	57-58
12/20/2008.....A	L	59-65
02/21/2008.....A	L	52-82
01/05/2008.....H	W	77-62
02/24/2007.....A	W^	61-55
01/11/2007.....H	W^	77-51
01/28/2006.....H	W^	78-66
01/09/2006.....A	W^	74-70
02/10/2005.....H	L	67-73
01/27/2005.....A	W	78-64
03/06/2004.....N	L(OT)	78-83
01/31/2004.....H	W	57-56
01/10/2004.....A	L	65-75
02/03/2003.....H	W	86-76
01/25/2003.....A	L	70-77
02/02/2002.....A	L	63-65
01/10/2002.....H	L	58-78
02/24/2001.....H	L	85-94
01/18/2001.....A	L	50-53
02/19/2000.....H	W	93-85
02/05/2000.....A	W	85-69
02/13/1999.....A	W	74-55
01/16/1999.....H	W	84-64
02/14/1998.....H	W	76-65
01/10/1998.....A	W	75-61
02/15/1997.....H	L	81-87
02/01/1997.....A	L	66-70
02/03/1996.....H	L	63-84
12/30/1995.....A	L	68-95
02/11/1995.....H	L	56-88
01/28/1995.....A	L	64-66
02/12/1994.....A	W	64-63
01/29/1994.....H	W	66-54
03/07/1993.....N	W	74-60
02/06/1993.....H	W	82-53
01/02/1993.....A	L	64-76
03/06/1992.....N	L	45-46
12/21/1991.....A	W	82-79
11/30/1991.....H	W	65-60
12/29/1990.....H	W	73-60
11/26/1990.....A	L	56-59
12/29/1988.....N	L	55-59
02/11/1985.....H	W	67-54
12/17/1983.....H	W	71-54
12/10/1983.....A	L	49-55
01/13/1983.....A	L	58-61
12/06/1983.....H	W(OT)	55-54
01/12/1981.....H	W	68-64
12.01/1980.....A	L(OT)	55-59
01/10/1980.....H	W	78-76
12/13/1980.....A	W	63-58
01/15/1979.....A	W(OT)	89-87
11/27/1978.....H	W	72-52
1936-37.....W		28-16
1936-37.....W		31-13
1935-36.....W		60-18

1935-36.....W	42-21
1934-35.....W	40-33
1934-35.....W	34-29
1933-34.....W	33-22
1933-34.....W	61-31
1932-33.....W	54-34
1932-33.....W	63-34
1931-32.....W	52-27
1931-32.....W	54-33
1927-28.....W	36-22

^ - Vacated wins by NCAA

GEORGIA STATE 1-6			
H: 0-3	A: 1-2	N: 0-1	

01/31/2015.....A	L	43-74
01/19/2015.....H	L	54-60
03/15/2014.....N	L	45-72
03/04/2014.....H	L(OT)	76-79
01/16/2014.....A	L	72-73
12/19/1995.....A	W	74-67
12/09/1995.....H	L	57-72

GEORGIA SOUTHERN 3-5			
H: 2-3	A: 1-2	N: 0-0	

01/08/2015.....H	L	61-73
12/17/2005.....H	L	71-82
12/15/2004.....A	L	70-85
02/26/1976.....A	L	82-89
12/02/1975.....H	W	72-6
01/13/1975.....H	W	90-70
12/02/1974.....A	W	74-72
12/04/1971.....H	L	79-85

LOUISIANA 23-47			
H: 15-28	A: 8-27	N: 0-3	

01/22/2015.....A	L	59-96
03/08/2014.....H	L	76-77
02/15/2014.....A	L	67-85
01/12/2013.....A	L	56-61
12/27/2012.....H	W	87-70
02/11/2012.....A	L(OT)	65-68
01/21/2012.....H	W	79-74
02/17/2011.....A	L	61-64
01/13/2011.....H	W	74-65
02/18/2010.....A	L	54-56
01/28/2010.....H	W	62-60
02/14/2009.....A	L	50-54
02/16/2008.....H	L	59-65
01/03/2008.....A	L	63-73
02/08/2007.....H	L	70-76
12/17/2006.....A	W	73-63
02/23/2006.....A	L	65-71
02/24/2005.....H	W	86-80
02/26/2004.....A	L	62-82
02/20/2003.....H	W	84-72
03/02/2002.....N	L	59-74
02/14/2002.....A	L	50-53
02/03/2001.....A	W	82-80
02/12/2000.....H	L	75-79
01/20/2000.....A	L	73-87
02/11/1999.....H	W	84-66
01/09/1999.....A	L	85-91
02/23/1998.....H	L	80-83
01/29/1998.....A	L	79-93
01/23/1997.....H	W	88-84
01/02/1997.....A	L	80-86
01/27/1996.....H	W	77-71
01/11/1996.....A	L	82-96
02/20/1995.....A	W	63-60
02/09/1995.....H	L	50-54
01/27/1994.....A	L	69-72
01/20/1994.....H	W	73-68
02/27/1993.....A	W	60-59
02/10/1993.....H	L	69-71
01/29/1992.....H	W	78-57
01/09/1992.....A	L	49-65
02/09/1991.....A	W	81-63
01/12/1991.....H	W	68-63
03/02/1990.....N	L	69-83

02/24/1990.....H	L	87-105
02/03/1990.....A	L	72-73
02/23/1989.....A	L	76-79
02/02/1989.....H	W	81-65
01/23/1988.....H	L(OT)	62-66
01/02/1988.....A	W	75-63
02/25/1982.....A	L	70-81
02/08/1982.....H	L	54-62
03/03/1981.....N	L	73-91
02/28/1981.....H	L	82-84
02/09/1981.....A	L	54-70
02/18/1980.....H	L	54-56
02/02/1980.....A	W	87-72
02/24/1979.....H	W	89-79
02/10/1979.....A	L	82-89
03/04/1978.....H	L	42-45
01/28/1978.....A	L	64-78
02/26/1977.....H	L	60-79
02/07/1977.....A	L	67-69
02/23/1976.....A	L	71-78
02/05/1976.....H	L	84-86
02/19/1973.....A	L	78-109
01/22/1973.....H	L	106-119
02/03/1972.....H	W	87-73
12/11/1965.....H	W	78-75
02/17/1964.....A	L	78-82

ULM 33-23			
H: 23-4	A: 8-18	N: 2-1	

01/05/2015.....A	L	61-70
03/06/2014.....H	W	64-58
01/30/2014.....A	L	65-72
02/16/2013.....A	W	87-54
01/19/2013.....H	W	63-39
02/02/2012.....H	W	72-64
12/31/2011.....A	W	65-63
02/10/2011.....A	W	85-66
01/27/2011.....H	W	62-61
02/15/2010.....H	W	69-52
02/28/2009.....A	L	63-64
01/15/2009.....H	W	65-62
02/28/2008.....H	W	75-64
01/12/2008.....A	W	89-82
02/17/2007.....H	W^	76-68
01/04/2007.....A	L	69-77
12/04/1992.....N	W	79-72
03/18/1988.....H!	W	70-59
03/03/1987.....N	W	81-60
02/12/1987.....A	L	53-58
01/15/1987.....H	W	62-60
02/13/1986.....H	W	72-60
1/16/1986.....A	L	51-78
03/05/1985.....N	L	62-70
02/21/1985.....H	W	61-56
01/26/1985.....A	L	54-66
02/16/1984.....A	L	54-58
01/21/1984.....H	L	45-46
02/17/1983.....H	W	70-68
01/22/1983.....A	W	53-52
12/09/1978.....A	L	67-87
02/16/1978.....H	L	58-65
01/22/1977.....A	W	79-78
01/08/1977.....H	L	65-70
01/17/1976.....A	L	65-86
12/20/1975.....H	W(OT)	93-90
02/24/1975.....A	L	73-85
02/01/1975.....H	W	91-74
02/21/1974.....H	L	90-94
02/04/1974.....A	W	72-71
01/05/1963.....A	L	75-88
12/19/1962.....H	W	67-60
02/14/1962.....A	L	73-87
12/16/1961.....H	W	76-72
01/06/1961.....A	L	66-76
12/19/1960.....H	W	77-56
01/04/1960.....A	W	53-52
12/21/1959.....H	W	68-66
01/05/1959.....A	L	72-86
12/20/1958.....H	W	70-58
01/06/1958.....A	L	61-76

12/21/1957.....H	W	81-50
01/28/1956.....H	W	86-69
01/07/1956.....A	L	70-97
00/00/1955.....H	W	94-77
00/00/1955.....A	L	91-104

! - NIT

^ - Vacated Wins by NCAA

SOUTH ALABAMA 22-17			
H: 14-4	A: 7-12	N: 1-1	

12/30/2014.....A	W(OT)	63-60
02/13/2014.....A	W	85-61
01/11/2014.....H	W	72-60
01/31/2013.....H	W	74-62
12/29/2012.....A	W	63-54
02/09/2012.....A	L	57-74
12/30/2010.....H	W	69-57
01/09/2010.....A	W	69-63
01/17/2009.....H	L	67-74
02/07/2008.....A	L	58-81
02/11/2007.....A	L	67-85
12/28/2006.....H	L	78-91
02/02/2006.....A	L	69-78
01/06/2005.....H	W	83-58
02/07/2004.....A	W	56-54
02/01/2003.....H	W	83-63
01/12/2002.....A	W	74-68
03/05/2001.....N	L	53-76
01/06/2001.....H	W	64-63
01/29/2000.....H	W(OT)	84-76
01/08/2000.....A	L	53-56
02/18/1999.....H	W	69-67
02/02/1999.....A	L	73-79
01/17/1998.....A	L	68-78
12/28/1997.....H	W(OT)	82-66
01/25/1997.....H	L	68-79
01/04/1997.....A	L	53-72
02/15/1996.....H	W	62-54
01/18/1996.....A	L	52-55
03/03/1995.....N	W	96-83
02/02/1995.....A	W	77-65
01/14/1995.....H	L	78-84
01/23/1994.....A	L	59-73
01/15/1994.....H	W	73-60
02/01/1993.....A	L	59-78
01/09/1993.....H	W	76-61
02/01/1992.....H	W	63-60
02/13/1971.....H	W	76-59
12/07/1970.....A	L	59-69

TEXAS STATE 3-0			
H: 2-0	A: 1-0	N: 0-0	

01/17/2015.....H	W(OT)	78-73
02/22/2014.....H	W	73-68
01/04/2014.....A	W	74-69

UT ARLINGTON 38-14			
H: 22-4	A: 15-10	N: 1-0	

01/10/2015.....A	L	50-77
02/20/2014.....H	W	83-60
01/02/2014.....A	W	82-66
12/06/1997.....H	W	72-64
12/13/1986.....H	W	85-58
02/27/1986.....H	W	73-62
02/01/1986.....A	W	77-76
02/14/1985.....H	W	61-60
01/19/1985.....A	W	73-61
02/23/1984.....A	W	84-73
01/28/1984.....H	W	67-61
03/10/1983.....N	W	66-56
02/24/1983.....H	W	79-70
01/29/1983.....A	W	61-56
02/20/1982.....H	L(OT)	58-60
02/01/1982.....A	L	62-81
02/16/1981.....A	L	64-66
01/26/1981.....H	L	64-66
02/09/1980.....A	L	64-72
01/26/1980.....H	W	82-78
01/29/1979.....H	W	85-87

# GAME 1

Official Basketball Box Score - Game Totals - Final Statistics  
**UT Martin vs Arkansas State**  
 11/17/14 7:55 p.m. at Jonesboro, Ark. (Convocation Center)

## UT Martin 75 • 1-1

#	Player	Total	3-Ptr	Rebounds	FT-FTA	Off Def Tot	PF	TP	A	To	Bk	Stl	Min	
10	HOWARD, Tywmond	9-15	2-4	3-5	3	2	5	2	23	3	2	0	1	37
11	TAYLOR, Myles	9-15	0-1	5-9	2	7	9	4	11	1	0	0	0	32
20	JOSEPH, Arkeem	3-5	0-0	2-2	1	0	1	1	4	0	1	0	0	15
01	ANDERSON, Alex	2-3	1-5	2-2	0	1	1	3	9	1	1	0	3	26
29	NEWELL, Marshun	5-12	4-5	1-2	2	2	4	2	15	1	4	1	0	30
00	OLDHAM, Dee	0-1	0-0	0-0	0	1	1	0	0	0	0	0	0	9
15	ROWE, Chandler	0-0	0-0	0-0	0	0	0	1	0	0	0	0	0	3
11	DURHAM, Terrence	0-1	0-0	0-0	0	0	0	0	0	0	0	0	0	1
34	SMITH, Deville	3-8	1-5	4-4	1	2	3	2	11	5	3	0	5	37
40	MARTINEZ, Javier	1-2	0-0	0-0	0	2	2	3	2	0	1	0	0	7
Team		26-55	8-20	15-24	12	18	30	18	75	11	12	0	11	200
Totals		26-55	8-20	15-24	12	18	30	18	75	11	12	0	11	200

FG % 1st Half: 9-25 36.0% 2nd half: 17-30 56.7% Game: 26-55 47.3%  
 3FG % 1st Half: 3-8 37.5% 2nd half: 5-12 41.7% Game: 8-20 40.0%  
 FT % 1st Half: 2-4 50.0% 2nd half: 13-20 65.0% Game: 15-24 62.5%

## Arkansas State 73 • 1-0

#	Player	FG	3-Pr	Rebounds	FT	PF	TP	A	To	Bk	Stl	Min
		Total	Total	Off Def Tot	Off Def Tot	Off Def Tot	Off Def Tot	Off Def Tot	Off Def Tot	Off Def Tot	Off Def Tot	Off Def Tot
14	Downs, Kelvin	f 3-4	0-0	2-2	0 1 4	8 0 8	2 1 3	11 0 11	0 1 1	0 0 0	0 0 0	23
34	Livingston, Anthony	f 9-15	2-3	6-7	2 7 9	9 4 13	2 26 28	0 11 11	1 0 1	0 2 2	0 1 3	38
01	Golden, Cameron	f 5-9	3-3	4-6	0 4 4	2 17 19	3 2 5	0 2 2	0 0 0	0 2 2	0 0 0	37
12	Gardner, Sean	f 6-9	1-3	2-4	1 3 4	4 2 6	2 15 17	0 4 4	0 0 0	0 2 2	0 0 0	38
11	Foster, C.J.	f 5-9	0-1	4-9	0 1 5	4 9 13	2 9 11	1 0 1	0 0 0	0 0 0	0 0 0	31
00	Macklin, Dajion	g 0-1	0-0	0-0	0 0 0	0 0 0	0 0 0	0 0 0	0 2 2	0 0 0	0 0 0	20
04	Pierre, Josh	g 0-0	0-0	0-0	0 1 1	0 0 0	0 0 0	0 0 0	0 0 0	0 0 0	0 0 0	3
25	White, Ronnie	g 0-0	0-0	0-0	0 2 2	0 2 2	0 1 0	0 0 0	0 1 0	0 0 0	0 0 0	13
33	Boucoun, Nouhoum	g 0-0	0-0	0-0	0 2 2	0 2 2	0 1 0	0 0 0	0 0 0	0 0 0	0 0 0	5
	Team				0 1 1							
	Totals	26-45	6-11	15-20	4 23 27	18 73 91	6 16 22	1 6 7	0 20 21	0 6 6	0 1 1	200

FG % 1st Half: 16-24 66.7% 2nd half: 10-21 47.6% Game: 26-45 57.8%  
 3FG % 1st Half: 3-4 75.0% 2nd half: 3-6 50.0% Game: 6-10 60.0%  
 FT % 1st Half: 4-7 57.1% 2nd half: 13-24 54.2% Game: 15-20 75.0%

Officials: Paul Sroka, Todd Austin, Brad Gaston  
 Technical Fouls: UT Martin-None, Arkansas State-None.  
 Attendance: 1517

Score by periods	1st	2nd	Total
UT Martin	23	52	75
Arkansas State	39	34	73

Points in the Paint: UT Martin 22, Arkansas State 18  
 Fouls: UT Martin 32, Arkansas State 20  
 Largest lead - UTM by 15 1st-10:07, ASU by 19 1st-00:28

Score tied - 3 times.  
 Lead changed - 8 times.

# GAME 4

Official Basketball Box Score - Game Totals - Final Statistics  
**Belhaven vs Arkansas State**  
 12/04/14 7:05 p.m. at Jonesboro, Ark. (Convocation Center)

## Belhaven 68 • 3-11

#	Player	Total	3-Ptr	Rebounds	FT	PF	TP	A	To	Bk	Stl	Min		
		f	g	r	at	ft	fta	ft%	off	def	tot			
02	Dela Mayers	7	13	0	5-13	1	2	3	19	1	2	0	30	
01	Jordan Bedford	g	1-2	1-10	2-2	2	3	5	0	2	3	0	37	
04	Datondrick Pinkston	g	1-12	0-0	0-0	1	2	3	5	2	4	1	1	30
00	Josh Carpenter	g	5-10	0-4	3-3	0	6	3	16	3	3	0	0	35
11	Jerial Dawson	g	5-11	4-10	0-0	0	2	2	1	14	1	2	1	37
02	Daluan Young	0	2-2	0-0	0-0	1	0	1	1	0	0	0	0	9
11	Dyous Jude	1	1-1	1-1	0-0	0	0	0	1	4	0	1	0	7
22	Demontre Stapleton	0	0-0	0-0	0-0	0	0	0	1	0	1	0	0	3
33	Nenneth Davis	1	1-1	0-0	0-0	0	1	1	0	3	1	0	0	3
03	Kyle Patterson	0	0-0	0-0	0-0	0	0	0	0	0	0	0	0	3
34	Justin Washington	0	0-0	0-0	0-0	0	0	0	0	0	0	0	0	3
35	Jonathan Durham	2	4-4	1-2	0-0	0	0	0	5	0	1	0	0	3
Team		23	56	11	30	11	19	58	13	11	3	7	200	
Totals		23	56	11	30	11	19	58	13	11	3	7	200	

FG % 1st Half: 8-28 28.6% 2nd half: 15-28 53.6% Game: 23-56 41.1%  
 3FG % 1st Half: 6-17 35.3% 2nd half: 5-13 38.5% Game: 11-30 36.7%  
 FT % 1st Half: 4-7 57.1% 2nd half: 12-22 54.5% Game: 16-29 55.2%

## Arkansas State 95 • 2-2

Arkansas State 95 • 2 • 2													
#	Player	Total	3-Ptr	Rebounds	FT-FTA	Off Def Tot	PF	TP	A	To	Bk	Stl	Min
		FG-FGA	FT-FTA	Off Def Tot									
14	Downs, Kelvin	2-7	0-2	1-5	0	5	3	5	1	2	0	0	19
34	Livingston, Anthony	7-11	1-2	4-5	0	10	10	4	19	0	3	1	32
01	Golden, Cameron	5-15	3-10	5-5	1	0	1	18	7	0	0	0	34
05	Hardwick, PJ	2-6	0-0	5-7	0	6	1	7	3	0	0	0	17
12	Gardner, Sean	9-10	3-9	0-0	1	7	8	28	1	2	1	5	35
00	Macklin, Dajion	2-4	1-3	0-0	1	0	1	5	1	0	0	0	6
04	Pierre, Josh	0-0	0-0	0-0	0	0	0	0	0	0	0	0	0
11	Waters, Charles	3-5	0-0	0-0	1	2	3	1	6	0	1	1	15
13	Foster, C.J.	1-2	0-0	1-1	0	1	1	3	1	2	0	0	12
25	White, Ronnie	0-0	0-0	0-0	0	0	0	0	0	0	0	0	0
33	Boucoun, Nouhoum	1-4	0-1	0-0	2	2	4	1	2	0	0	0	5
Team		34-68	13-27	14-15	7	30	41	94	20	12	4	9	200
Totals		34-68	13-27	14-15	7	30	41	94	20	12	4	9	200

FG % 1st Half: 15-38 39.5% 2nd half: 19-30 63.3% Game: 34-68 60.0%  
 3FG % 1st Half: 5-12 41.7% 2nd half: 8-15 53.3% Game: 13-27 48.1%  
 FT % 1st Half: 3-3 100.0% 2nd half: 11-12 91.7% Game: 14-15 93.3%

Officials: Kevin Mathis, Hasabisa Braggis, Kyle Chambers  
 Technical Fouls: Belhaven-None, Arkansas State-None.  
 Attendance: 1406

Score by periods	1st	2nd	Total
Arkansas State	26	42	68
Belhaven	38	57	95

Points in the Paint: Arkansas State 24, Belhaven 16  
 Fouls: Arkansas State 38, Belhaven 16  
 Largest lead - BU None, ASU by 27 2nd-00:14

Score tied - 0 times.  
 Lead changed - 0 times.

# GAME 7

Official Basketball Box Score - Game Totals - Final Statistics  
**Arkansas State vs Mississippi State**  
 12/17/14 6 p.m. at Starkville, Miss (Jumpney Coliseum)

## Arkansas State 69 • 3-4

#	Player	Total	3-Ptr	Rebounds	FT-FTA	Off Def Tot	PF	TP	A	To	Bk	Stl	Min	
		FG	FG	FG	FG	FG	FG	FG	FG	FG	FG	FG	FG	
34	Livingston, Anthony	f	3-5	0-2	2-6	1 6	7	8	1	3	1	1	34	
33	Boucoun, Nouhoum	c	4-8	0-0	5-8	3 5	8	1	13	0	1	2	31	
01	Golden, Cameron	g	6-13	3-7	0-1	0 2	2	5	15	4	2	0	36	
05	Hardwick, PJ	d	1-2	0-0	5-7	0 6	1	7	3	0	0	0	29	
12	Gardner, Sean	g	8-14	5-10	1-2	0 5	5	12	2	0	0	0	36	
00	Macklin, Dajion	g	0-1	0-0	0-0	0 4	4	0	1	1	0	0	18	
13	Foster, C.J.	g	1-3	0-0	0-0	0 1	1	3	4	1	1	0	13	
14	Downs, Kelvin	d	2-3	0-0	0-0	2 2	4	3	4	0	0	0	15	
	Team					0 3	3							
Totals			24-46	8-19	13-24	6 33	39	14	69	13	14	3	4	200
FG % 1st Half: 14-28 50.0%		2nd half: 10-18 55.6%		Game: 24-46 52.2%										Deadball

FG % 1st Half: 14-28 50.0% 2nd half: 10-18 55.6% Game: 24-46 52.2%  
 3FG % 1st Half: 4-11 36.4% 2nd half: 4-8 50.0% Game: 8-19 42.1%  
 FT % 1st Half: 3-8 37.5% 2nd half: 10-16 62.5% Game: 13-24 54.2%

## Mississippi State 55 • 4-4

20	Gavin Ware	1-5	0-0	2-2	2	2	4	0	4	0	1	0	0	17
13	Travis Daniels	3-5	0-1	0-0	2	2	0	0	0	0	0	0	0	8
01	Fred Thomas	2-9	0-4	0-0	0	3	3	1	4	0	1	0	0	27
03	Trivante Bloodman	1-5	0-0	2-2	1	0	1	0	4	1	0	0	0	13
22	Craig Woodard	1-6	1-3	0-1	0	1	1	2	3	0	1	0	2	21
08	Maurice Dunlap	1-3	0-0	0-0	0	0	3	0	0	0	0	0	0	15
02	Demetrius Houston	2-5	0-1	1-2	2	3	5	3	1	1	1	1	2	18
13	I.J. Ready	3-14	1-5	1-1	0	2	2	1	8	1	2	0	1	27
12	Fallou Nkoye	1-3	0-0	0-0	1	1	3	4	1	1	0	0	0	13
05	Roque Johnson	8-11	0-0	4-4	2	5	7	20	0	1	0	0	1	32
33	Oliver Black	0-0	0-0	0-0	0	4	4	2	0	0	1	1	0	9
Team		3 0 3												
Totals		21-65	3-17	10-12	12	21	33	17	55	4	9	2	7	200

FG % 1st Half: 11-34 32.4% 2nd half: 10-31 32.3% Game: 21-65 32.3%  
 3FG % 1st Half: 1-7 14.3% 2nd half: 2-10 20.0% Game: 3-17 17.6%  
 FT % 1st Half: 4-4 100.0% 2nd half: 6-8 75.0% Game: 10-12 83.3%

Officials: Antonio Petty, Ron Grower, Olanide Ploie  
 Technical Fouls: Arkansas State-None, Mississippi State-None.  
 Attendance: 5390

Score by periods	1st	2nd	Total
Arkansas State	27	42	69
Mississippi State	28	27	55

Points in the Paint: Arkansas State 24, Mississippi State 16  
 Fouls: Arkansas State 33, Mississippi State 33  
 Largest lead - ASU by 42 2nd-00:19, MS by 3 1st-13:30

Score tied - 1 time.  
 Lead changed - 2 times.

# GAME 2

Official Basketball Box Score - Game Totals - Final Statistics  
**Lamar vs Arkansas State**  
 11/25/14 7:55 p.m. at Jonesboro, Ark. (Convocation Center)

## Lamar 63 • 2-3

#	Player	Total	3-Ptr	Rebounds									
		FG-FGA	FT-FTA	Off	Def	Total	PF	TP	A	To	Bk	Stl	Min
05	de LaBoudaudiere, T	5-6	0-0	2-2	2	2	5	7	4	12	4	0	31
20	Owens, Marcus	1-3	0-1	2-3	1	0	1	4	4	0	1	0	10
02	Gregory, LeMon	3-4	0-0	0-0	1	2	3	3	6	0	1	0	14
01	Hogarty, Anthony	4-7	1-1	2-4	2	3	5	2	11	0	1	0	29
03	Gregory, Anthony	1-1	0-1	1-1	0	0	0	0	0	0	0	1	2
04	Petty, Benquan	0-1	0-1	0-0	0	0	0	0	0	0	0	0	1
04	Hancock, Matt	0-0	0-0	0-0	0	0	0	0	0	0	0	0	1
12	Hollis, Zachary	0-0	0-0	0-0	0	0	0	2	0	0	0	0	2
13	Wright, Preston	3-3	2-2	2-2	2	2	4	2	3	0	0	0	19
18	Ross, Donovon	1-6	0-0	3-5	2	2	4	2	5	3	1	0	19
23	Sears, Dontavious	1-2	1-2	0-0	0	0	0	1	3	0	1	0	6



# GAME 10

Official Basketball Box Score - Game Totals - Final Statistics  
**Arkansas State vs South Alabama**  
 12/20/14 7:05 p.m. at Mobile, Ala. (Mitchell Center)

## Arkansas State 63 • 6-4 (1-0 SBC)

#	Player	Total			3-Ptr		Rebounds			PF	TP	A	To	Bk	Stl	Min
		FG	FGA	FG%	FT	FTA	Off	Def								
24	Lewis, Anthony	6	16	1-5	3	4	2	11	13	0	16	1	2	0	0	43
31	Boucoum, Nouhoum	5	8	0-0	4	4	4	2	6	5	14	0	0	0	0	22
01	Golden, Cameron	4	13	3-9	3	6	2	4	6	1	14	1	3	0	0	42
05	Hardwick, PJ	3	9	0-0	2	2	1	3	4	1	8	6	0	0	0	45
12	Gardner, Sean	4	13	1-5	0	0	1	2	3	0	9	1	3	1	41	
00	Macklin, Dajon	0	2	0-0	0	0	1	1	2	0	0	1	0	0	0	7
11	Waters, Charles	1	2	0-0	0	0	1	2	3	2	0	0	2	1	14	
34	Downs, Kelvin	0	1	0-0	0	0	0	0	2	0	0	0	0	0	0	1
	Team						2	1	3							
Totals		23	64	5-19	12	16	14	27	41	14	63	9	12	3	7	225

FG % 1st Half: 9-33 27.3% 2nd half: 11-26 42.3% OT: 3-5 60.0% Game: 23-64 35.9%  
 3FG % 1st Half: 4-13 30.8% 2nd half: 0-5 0.0% OT: 1-1 100.0% Game: 5-19 26.3%  
 FT % 1st Half: 6-6 100.0% 2nd half: 3-6 50.0% OT: 3-4 75.0% Game: 12-16 75.0%  
 Deadscore Rebounds 1

## South Alabama 60 • 2-9 (0-1 SBC)

#	Player		3-Ptr			Rebounds			PF	TP	A	To	Bk	Stl	Min
			FG	FGA	FG-FTA	Off	Def	FT							
05	Lewis, Abdul	f	4-8	0-1	1-4	2	4	6	4	9	1	4	0	1	38
24	Ferguson, Dionte	f	8-13	0-0	2-4	5	8	13	1	18	0	1	5	1	39
02	Johnson, Tashawn	g	5-12	4-6	3-4	1	3	4	17	2	4	0	3	37	39
34	Stevens, Barrington	g	2-13	0-7	2-4	1	6	7	2	4	2	2	1	18	18
22	Brown, John	g	5-9	0-1	0-0	1	2	3	0	1	1	1	1	29	29
01	Williams, Ken	g	1-9	0-6	0-0	1	1	2	0	2	1	2	0	0	19
10	Boynov, Georgi	g	0-2	0-0	0-0	2	2	4	0	0	2	0	2	1	2
	Team					3	3	6							
	Totals		25-64	4-20	6-12	16	29	45	14	60	7	16	6	8	225

FG % 1st Half: 14-31 45.2% 2nd half: 8-25 32.0% OT: 3-8 37.5% Game: 25-64 39.1%  
 3FG % 1st Half: 2-7 28.6% 2nd half: 0-4 0.0% OT: 1-1 100.0% Game: 4-20 20.0%  
 FT % 1st Half: 3-6 50.0% 2nd half: 3-5 60.0% OT: 0-1 0.0% Game: 6-12 50.0%  
 Deadscore Rebounds 2.1

Officials: Jacyn Goble, John Hampton, Jonathan Sterling  
 Technical fouls: Arkansas State-None, South Alabama-None.  
 Attendance: 1662

Score by periods	1st	2nd	OT	Total
Arkansas State	28	25	10	63
South Alabama	33	20	7	60

Last FG - ASU 01:01, USA 02:02.3  
 Largest lead - ASU by 5 OT:01:09, USA by 11 2nd:16:36.

Score tied - 7 times.  
 Lead changed - 7 times.

# GAME 13

Official Basketball Box Score - Game Totals - Final Statistics  
**Georgia Southern vs Arkansas State**  
 1/15/15 7:30 PM at Jonesboro, Ark. (Convocation Center)

## Georgia Southern 73 • 9-3, 2-1 (SBC)

#	Player	Total		3-Ptr		Rebounds		PF	TP	To	Bk	Stl	Min		
		FG	FGA	FT	FTA	Off	Def								
13	MATIAS, Angel	f	4-7	1-2	2-5	0	6	8	1	11	2	2	0	30	
44	WIEDEMANN, Trent	f	3-8	0-1	2-2	0	2	2	4	8	1	2	0	28	
07	HUGHES, Mike	g	4-7	2-4	0-1	1	5	6	1	10	1	1	2	37	
05	HEWITT, Jelan	g	5-11	4-8	4-4	1	2	3	4	18	5	4	0	24	
10	ALLSMILLER, Jake	g	1-2	1-1	0-0	0	0	0	3	0	1	0	0	14	
06	BOYKINS, Devonte	g	0-0	0-0	0-0	0	0	0	0	0	0	0	0	3	
01	FERGUSON, Eric	g	1-1	0-1	2-2	4	6	3	11	0	4	0	0	19	
04	DIAMOND, Curtis	g	4-7	2-3	2-4	1	9	10	2	12	2	3	0	28	
35	DOYLE, Kyle	g	0-1	0-0	0-0	0	4	4	1	0	0	0	0	7	
	Team														
			25-50	11-20	12-18	9	34	43	16	73	11	17	2	4	200

FG % 1st Half: 16-31 51.6% 2nd half: 9-19 47.4% Game: 25-50 50.0%  
 3FG % 1st Half: 0-0 0.0% 2nd half: 2-4 50.0% Game: 11-20 55.0%  
 FT % 1st Half: 9-12 75.0% 2nd half: 12-18 66.7% Game: 23-30 76.7%  
 Deadscore Rebounds 3

## Arkansas State 61 • 6-7, 1-3 (SBC)

Arkansas State 11/07/17 - 17 (38K)															
#	Player	3-Ptr			Rebounds			Total			Min				
		FG-FGA	FT-FTA	FT-FTA	Off	Def	PF	TP	A	To		Bk	Stl		
24	Livingston, Anthony	f	5-15	0-2	1-2	2	6	4	11	0	3	1	34		
33	Boucoum, Nouhoum	c	1-4	0-0	0-0	1	1	2	2	0	0	0	7		
01	Golden, Cameron	g	6-13	4-9	1-2	0	3	3	17	6	1	1	28		
05	Hardwick, PJ	g	4-7	0-0	0-0	1	2	2	4	0	0	0	35		
12	Gardner, Sean	d	2-8	2-6	3-3	0	2	2	0	9	1	0	2	36	
00	Macklin, Dajon	d	0-1	0-0	0-0	0	1	1	0	0	0	0	4		
11	Waters, Charles	f	0-1	0-0	0-1	1	5	6	5	8	0	1	1	21	
13	Foster, C.J.	d	0-2	0-2	2-2	0	0	0	0	2	0	0	0	9	
34	Downs, Kelvin	d	0-0	0-0	0-0	0	0	1	0	1	0	0	18		
TEAM			22-57	6-19	11-16	5	19	24	14	61	10	10	3	9	200

FG % 1st Half: 9-24 37.5% 2nd half: 13-33 39.4% Game: 22-57 38.6%  
 3FG % 1st Half: 0-0 0.0% 2nd half: 4-13 30.8% Game: 6-19 31.6%  
 FT % 1st Half: 6-9 66.7% 2nd half: 7-7 100.0% Game: 13-16 81.3%  
 Deadscore Rebounds 1

Officials: Kerry Sittin, Ray Acosta, Jacyn Goble  
 Technical fouls: Georgia Southern-WIEDEMANN, Trent; FERGUSON, Eric, Arkansas State-None.  
 Attendance: 1645

Technical foul on GASO #3 Eric Ferguson at 8:07 1st Half  
 Technical foul on GASO #44 Trent Wiedemann at 2:24 2nd Half

Score by periods	1st	2nd	Total		In	Off	2nd	Fast	
Georgia Southern	41	32	73	Points	Paint	T/O	Chance	Break	Bench
Arkansas State	26	35	61	GS	22	12	5	6	23
				ASU	26	18	3	8	10

Last FG - GSU 02:55.5, ASU 2nd:00:41.  
 Largest lead - GSU by 24 1st:01:10, ASU by 11 2nd:18:48.

Score tied - 2 times.  
 Lead changed - 3 times.

# GAME 16

Official Basketball Box Score - Game Totals - Final Statistics  
**Texas State vs Arkansas State**  
 1/17/15 7:02 PM at Jonesboro, Ark. (Convocation Center)

## Texas State 73 • 10-6, 4-3 SBC

16	Davis, Wes	3-4	2-3	0-0	0	1	1	3	8	0	0	1	17	
15	Montalvo, Ethan	6-13	4-9	2-2	0	3	3	18	0	2	0	1	34	
05	Black, Ojai	0-0	0-0	0-0	1	1	2	0	0	0	0	0	10	
24	Bermudez, Victor	0-3	0-2	0-0	1	1	2	2	0	0	0	0	14	
23	Westphal, J.C.	2-5	0-1	4-5	3	6	9	0	8	2	1	1	26	
24	Naylor, Cameron	5-11	0-0	5-6	1	1	2	5	15	0	0	0	20	
34	Ramial, Kendell	1-1	0-0	0-0	0	0	1	2	0	0	0	0	8	
	Team				2	5	7							
	Totals		22-64	8-22	21-27	14	25	39	22	73	12	2	7	225

FG 1st Half:	9-30	30.0%	2nd half:	11-28	39.3%	OT:	2-6	33.3%	Game:	22-64	34.4%	Deadball
FT 1st Half:	2-8	25.0%	2nd half:	4-10	40.0%	OT:	2-4	50.0%	Game:	12-28	36.4%	Rebounds
3FG 1st Half:	13-16	81.3%	2nd half:	7-9	77.8%	OT:	1-2	50.0%	Game:	21-27	77.8%	2

FG % 1st Half: 9-20 30.0% 2nd half: 11-28 39.3% OT: 2-4 50.0% Game: 22-64 34.4%  
 3FG % 1st Half: 2-8 25.0% 2nd half: 4-10 40.0% OT: 2-4 50.0% Game: 8-22 36.4%  
 FT % 1st Half: 13-16 81.3% 2nd half: 7-9 77.8% OT: 1-2 50.0% Game: 21-27 77.8%  
 Deadscore Rebounds 1

## Arkansas State 78 • 8-8, 3-4 SBC

01	Golden, Cameron	q	6-16	1-6	9-10	0	0	5	5	2	22	5	0	0	41
05	Hardwick, PJ	q	0-3	0-0	0-0	0	1	2	3	2	0	7	3	0	39
12	Gardner, Sean	q	3-11	1-6	2-4	1	1	2	9	1	2	0	0	0	37
00	Macklin, Dajon	q	0-0	0-0	0-0	0	0	0	0	0	0	0	0	0	2
11	Dure, Frederic	q	1-1	1-1	0-0	0	0	0	0	3	0	0	0	0	7
13	Foster, C.J.	q	0-0	0-0	0-0	0	0	0	0	1	0	0	0	0	9
34	Downs, Kelvin	q	1-2	0-0	0-0	0	1	1	4	2	0	1	0	0	5
31	Boucoum, Nouhoum	q	5-9	2-2	1-2	3	14	0	0	0	0	0	0	0	20
	Team		2-6	2-3	1		1	4	5						
	Totals		25-55	5-18	23-31	9	32	41	19	78	14	14	1	7	225

FG % 1st half:	7-25	28.0%	2nd half:	16-61	61.5%	OT:	2-4	50.0%	Game:	25-55	45.5%	Deadball
FTG % 1st half:	1-9	11.1%	2nd half:	4-8	50.0%	OT:	0-1	0.0%	Game:	15-28	53.6%	Rebounds
3P % 1st half:	1-6	16.7%	2nd half:	1-4	25.0%	OT:	0-0	0.0%	Game:	15-28	53.6%	

FG % 1st Half: 7-25 28.0% 2nd half: 16-26 61.5% OT: 2-4 50.0% Game: 25-55 45.5%  
 3FG % 1st Half: 1-9 11.1% 2nd half: 4-8 50.0% OT: 0-0 0.0% Game: 5-18 27.8%  
 FT % 1st Half: 11-16 68.8% 2nd half: 4-6 66.7% OT: 0-0 0.0% Game: 23-31 74.2%  
 Deadscore Rebounds 4

Officials: Billy Dunlap, Mick Fieldblender, James Barker  
 Technical fouls: Texas State-None, Arkansas State-None.  
 Attendance: 2319

Score by periods	1st	2nd	OT	Total
Texas State	33	33	7	73
Arkansas State	26	40	12	78

Last FG - TST 07:02.00, ASU 07:00:36.  
 Largest lead - TST by 9 2nd:03:40, ASU by 6 OT:03:44.

Score tied - 12 times.  
 Lead changed - 12 times.

# GAME 11

Official Basketball Box Score - Game Totals - Final Statistics  
**Appalachian State vs Arkansas State**  
 1/15/15 7:05 PM at Jonesboro, Ark. (Convocation Center)

## Appalachian State 74 • 4-6 (1-0)

#	Player	Total		3-Ptr		Rebounds				PF	TP	A	To	Bk	Stl	Min	
		FG	FGA	FG	FGA	FT	FTA	Off	Def								
04	Obacha, Michael	1	1	0	0	2	4	0	3	3	2	4	0	1	0	20	
15	Spagnolo, Tommy	6	7	0	1	2	3	8	0	8	32	1	0	0	1	28	
03	Clarke, Dustin	1	4	0	3	0	0	1	0	1	0	0	0	0	1	23	
10	Burgess, Chris	3	9	2	3	1	2	0	1	1	1	9	1	2	0	32	
21	Evans, Frank	8	14	1	4	5	8	2	3	5	2	22	2	1	0	2	33
00	Kobani, Mike	0	1	0	0	0	2	2	2	4	0	0	2	1	0	3	
01	Goesling, London	2	4	0	1	0	0	2	2	1	4	0	2	1	0	1	13
05	Kinney, Griffin	3	8	0	0	2	5	7	1	6	1	1	0	1	0	1	16
12	Gilbert, Rantavious	0	0	0	0	0	0	1	1	0	0	0	0	0	0	0	3
14	Kostic, Milos	4	6	3	4	0	0	2	0	2	0	11	0	0	0	0	7
25	Babic, Jake	2	0	0	1	0	3	0	3	2	4	1	1	0	0	1	19
34	Lawson, Jacob	0	4	0	0	0	1	0	0	0	0	0	0	0	0	0	7

# GAME 19



Official Basketball Box Score - Game Totals - Final Statistics  
Arkansas State vs Troy  
01/24/15 4:15 pm at Troy, Ala. (Trojan Arena)



## Arkansas State 64 • 9-10, 4-6

#	Player	Total	3-Ptr	Rebounds	PF	TP	A	TO	Bk	Stl	Min.				
		FG	FGA	FT	FTA	DR	OR								
11	Walters, Charles	f	2-4	0-1	0-0	1	6	7	4	4	0	1	1	0	16
24	Livingston, Anthony	f	6-10	1-3	3-6	2	11	33	2	16	1	2	1	1	36
01	Golden, Cameron	g	4-12	4-6	0-0	0	3	3	1	12	4	3	0	3	34
05	Hardwick, PJ	g	0-2	0-0	2-4	0	3	3	0	2	3	2	0	0	25
12	Gardner, Sean	g	5-14	1-4	2-2	1	3	4	2	13	2	2	1	0	29
00	Macklin, Dajion	g	2-3	0-1	3-3	0	0	0	3	7	1	1	0	0	21
10	Dure, Frederic	g	1-3	1-1	0-0	0	1	1	3	3	0	0	1	1	11
14	Downs, Kelvin	g	0-2	0-0	0-0	0	1	1	2	0	0	0	1	0	14
33	Boucoun, Nouhoum	g	3-7	0-0	1-1	1	3	4	1	7	0	0	0	0	14
Team															
Totals		23-57	7-16	11-16	9	31	40	15	64	14	11	4	5	200	
FG % 1st Half: 9-31 29.0% 2nd Half: 14-26 53.8% Game: 23-57 40.4%															
3FG % 1st Half: 3-11 27.3% 2nd Half: 4-8 50.0% Game: 7-19 36.8%															
Reb % 1st Half: 14-26 53.8% 2nd Half: 14-26 53.8% Game: 30-40 75.0%															

FG % 1st Half: 9-31 29.0% 2nd half: 14-26 53.8% Game: 23-57 40.8%  
3FG % 1st Half: 1-3 27.3% 2nd half: 4-6 80.0% Game: 5-16 43.8%  
FT % 1st Half: 4-7 57.1% 2nd half: 7-9 77.8% Game: 11-16 68.8%

## Troy 55 • 7-11, 2-7

#	Player	Total	3-Ptr		Rebounds		PF	TP	A	Bk	Stl	Min			
		FG	FGA	FG	FGA	FT							FTA		
21	Walton III, John	f	0-4	0-0	0-2	0	1	3	0	0	1	0			
23	Thomas, Kevin	f	9-14	0-0	2-2	9	21	1	20	1	3	1	2	36	
03	Person, Wesley	g	4-15	4-12	2-2	0	2	2	5	14	0	3	0	1	33
04	Ford, Kelton	g	0-6	0-4	0-0	0	4	4	1	0	0	1	1	0	21
10	Bilbo, Chris	g	4-10	1-4	2-2	2	2	2	11	2	0	0	0	0	37
01	Abdul-Aleem, Musa	g	3-14	0-5	0-1	1	4	5	1	8	2	2	0	0	29
05	Harrison, Christian	g	0-2	0-1	0-0	1	4	5	0	0	0	0	0	0	7
33	Anri, Aaron	g	0-2	0-0	2-2	3	5	8	1	2	0	0	2	1	15
Team															
Totals		21-67	5-26	8-11	17	26	43	14	55	5	10	4	5	200	
FG % 1st Half: 11-13		77.5%	2nd half: 10-27		37.0%	Game: 21-67		31.3%	Deadball						
3FG % 1st Half: 1-4		25.0%	2nd half: 4-13		30.8%	Game: 5-26		19.2%	Rebounds						
FT % 1st Half: 7-8		87.5%	2nd half: 10-11		90.9%	Game: 20-21		95.2%							

FG % 1st Half: 11-40 27.5% 2nd half: 10-27 37.0% Game: 21-67 31.3%  
3FG % 1st Half: 1-3 27.3% 2nd half: 4-13 30.8% Game: 5-26 19.2%  
FT % 1st Half: 7-8 87.5% 2nd half: 1-3 33.3% Game: 8-11 72.7%

Officials: Mike Millone, Mitchell Ervin, Zelton Steed  
Technical fouls: Arkansas State-None. Troy-Walton III, John.  
Attendance: 1711

Score by periods	1st	2nd	Total
Arkansas State	23	41	64
Troy	30	25	55

Last FG - ASU 2nd-00:39, TROY 2nd-00:43.  
Largest lead - ASU by 11 2nd-05:43, TROY by 11 2nd-18:09.

	In	Off	2nd	Fast	
Points	Paint	T/O	Chance	Break	Bench
ASU	26	16	8	6	17
TROY	24	12	12	4	10

Score tied - 7 times.  
Lead changed - 7 times.

# GAME 22



Official Basketball Box Score - Game Totals - Final Statistics  
Troy vs Arkansas State  
2/5/15 7:30 PM at Jonesboro, Ark. (Convocation Center)



## Troy 69 • 9-12, 4-8 SBC

#	Player	Total		3-Ptr		Rebounds		PF	TP	A	TO	Bk	Stl	Min	
		FG	FGA	FG	FGA	FT	FTA								
21	Walton III, John	f	4-7	0-0	4-6	1	5	6	4	12	0	6	0	0	29
26	Thomas, Kevin	f	7-9	0-0	2-2	6	5	11	1	16	2	4	1	4	38
01	Abdul-Aleem, Musa	g	6-12	3-6	2-2	2	5	7	2	17	1	2	0	1	31
03	Person, Wesley	g	4-10	2-7	1-2	0	1	1	11	1	1	1	0	1	36
04	Ford, Kelton	g	2-6	0-1	1-2	0	2	3	5	3	3	0	0	0	28
10	Bilbo, Chris	g	1-4	0-0	1-7	1	5	6	1	8	3	4	0	2	32
33	Anri, Aaron	g	0-1	0-0	0-0	0	1	1	2	0	0	1	0	0	6
	Team														
Totals			24-49	5-14	16-21	15	25	40	14	69	10	23	1	8	200
FG % 1st half: 17-33 51.5% 2nd half: 7-16 43.8% Game: 24-49 49.0% Deadball															
3PT % 1st half: 0-3 0.0% 2nd half: 1-5 20.0% Game: 1-5 35.7% Deadball															
FT % 1st half: 4-4 100.0% 2nd half: 2-2 100.0% Game: 6-8 75.0% Deadball															

FG % 1st Half: 17-33 51.5% 2nd half: 7-16 43.8% Game: 24-49 49.0%  
3FG % 1st Half: 4-9 44.4% 2nd half: 1-5 20.0% Game: 5-14 35.7%  
FT % 1st Half: 4-4 100.0 2nd half: 12-17 70.6% Game: 16-21 76.2%

## Arkansas State 64 • 9-13, 4-9 SBC

#	Player	Total		3-Ptr		Rebounds		PF	TP	A	TO	Bk	Stl	Min	
		FG	FGA	FG	FGA	FT	FTA								Off
24	Livingston, Anthony	f	6-13	0-2	1-4	3	5	8	4	13	2	2	3	1	37
33	Boucoun, Nouhoum	c	2-3	0-0	2-3	3	1	4	2	6	0	1	1	2	17
01	Golden, Cameron	g	5-14	3-8	0-0	0	2	2	1	13	1	4	0	2	36
05	Hardwick, PJ	g	2-4	0-1	0-0	0	2	2	4	4	4	4	0	0	30
12	Gardner, Sean	g	7-15	2-7	4-4	0	1	1	3	20	2	1	0	3	33
00	Macklin, Dajion	g	0-0	0-0	0-0	0	0	0	0	0	0	0	0	0	4
10	Dure, Frederic	g	1-2	1-2	0-0	0	0	0	4	3	0	4	0	0	10
11	Walters, Charles	g	0-2	0-0	0-0	1	3	4	3	0	0	2	0	0	18
13	Foster, C.J.	g	2-4	0-0	1-1	1	0	1	0	5	0	0	0	1	13
14	Downs, Kelvin	g	0-0	0-0	0-0	0	0	0	0	0	0	0	0	0	2
Team															
Totals		25-57	6-20	8-12	10	14	24	21	64	9	18	4	9	200	

FG % 1st Half: 10-24 41.7% 2nd half: 15-33 45.5% Game: 25-57 43.9%  
3FG % 1st Half: 2-8 25.0% 2nd half: 4-12 33.3% Game: 6-20 30.0%  
FT % 1st Half: 2-2 100.0 2nd half: 6-10 60.0% Game: 8-12 66.7%

Officials: Sam Craft, Zelton Steed, Sean Cassidy  
Technical fouls: Troy-None. Arkansas State-None.  
Attendance: 1919

Score by periods	1st	2nd	Total
Troy	42	27	69
Arkansas State	24	40	64

Last FG - TROY 2nd-01:15, ASU 2nd-00:08.  
Largest lead - TROY by 20 2nd-18:22, ASU by 1 1st-16:58.

	In	Off	2nd	Fast	
Points	Paint	T/O	Chance	Break	Bench
TROY	30	16	18	0	8
ASU	26	26	8	0	8

Score tied - 0 times.  
Lead changed - 2 times.

# GAME 25

# GAME 23

Official Basketball Box Score - Game Totals - Final Statistics  
UALR vs Arkansas State  
1/29/15 7:30 PM at Jonesboro, Ark. (Convocation Center)



## UALR 75 • 8-12, 3-7 SBC

#	Player	Total		3-Ptr		Rebounds		PF	TP	A	TO	Bk	Stl	Min	
		FG	FGA	FG	FGA	FT	FTA								
00	Woods, Roger	f	5-16	2-2	1-2	3	8	11	3	13	1	1	0	1	31
55	Leeper, Gus	f	2-6	0-0	3-4	2	1	3	2	7	0	0	0	0	23
03	Hagins, Josh	g	10-13	2-3	6-7	2	2	4	2	28	2	1	0	4	29
11	Smith, DeVonte	g	0-0	0-0	0-0	0	0	0	4	0	0	0	0	0	14
24	Dillard, Ben	g	1-5	0-3	2-2	0	0	0	1	4	2	1	0	1	20
01	Brown, Andre	g	0-0	0-0	0-0	0	1	1	1	0	0	1	0	1	3
02	Washington, Jerron	g	0-1	0-0	1-2	0	1	1	0	1	0	0	0	2	11
10	Hill, Maurus	g	0-3	0-0	2-2	0	0	0	2	2	0	1	0	0	9
14	Thomas, J.T.	g	3-3	1-1	1-3	0	2	2	1	8	4	1	0	1	26
21	Isom, Mareik	g	1-3	1-3	2-2	0	0	0	0	5	0	0	0	1	13
22	Reid, James	g	2-4	2-4	1-2	0	3	3	0	7	2	1	0	1	21
	Team					1	2	3							
Totals			24-54	8-16	19-26	8	20	28	16	75	11	7	0	13	200

FG % 1st Half: 12-31 38.7% 2nd half: 12-23 52.2% Game: 24-54 44.4%  
3FG % 1st Half: 4-11 36.4% 2nd half: 4-5 80.0% Game: 8-16 50.0%  
FT % 1st Half: 9-13 69.2% 2nd half: 10-13 76.9% Game: 19-26 73.1%

## Arkansas State 65 • 9-11, 4-7 SBC

#	Player	F	Total		3-Ptr		Rebounds				PF	TP	A	TO	Bk	Stl	Min
			FG	FGA	FG	FGA	FT	FTA	Off	Def							
11	Walters, Charles	f	1-4	0-0	1-1	1	3	4	1	3	2	1	1	0	1	14	
24	Livingston, Anthony	f	3-10	0-4	4-5	4	7	11	4	10	3	5	2	0	36		
01	Golden, Cameron	g	6-11	3-6	2-2	0	2	2	1	17	0	3	0	2	39		
05	Hardwick, PJ	g	0-3	0-0	0-0	0	2	0	2	5	0	2	1	0	24		
12	Gardner, Sean	g	6-12	3-5	0-1	2	3	5	2	15	1	0	0	2	24		
00	Macklin, Dajion	g	3-3	0-0	0-0	0	1	1	2	6	1	5	0	0	20		
10	Dure, Frederic	g	1-1	1-1	1-1	1	1	1	1	1	1	1	1	1	1	1	
13	Downs, Kelvin	g	3-7	0-0	1-2	4	6	3	7	0	2	1	0	1	22		
33	Boucourt, Nouchoum	g	1-1	0-0	0-0	2	3	3	1	4	0	1	1	0	8		
	Team		24-63	7-16	10-15	12	29	70	65	11	10	5	4	200			



# ARKANSAS STATE MEN'S BASKETBALL

<u>NO.</u>	<u>NAME</u>	<u>HT.</u>	<u>WT.</u>	<u>YR.</u>	<u>POS.</u>	<u>Ex.</u>	<u>HOMETOWN/LAST SCHOOL</u>
0	Daijon Macklien	6-1	195	So.	G	JC	Los Angeles, Calif./Chattahoochee Valley CC
1	Cameron Golden	6-0	158	Jr.	G	2L	Memphis, Tenn./Ridgeway
2	Connor Kern	6-4	189	Fr.	G	HS	Pickerington, Ohio/Pickerington Central
3	Devin Carter*	6-4	209	Jr.	G	TR	Champaign, Ill./Kent State
4	Josh Pierre	6-0	184	Jr.	G	2L	Baton Rouge, La./Stillwater, Okla.
5	PJ Hardwick	5-11	167	RSo.	G	TR	Miami, Fla./North Texas
10	Frederic Dure	6-5	165	Jr.	G	JC	Montreal, Quebec/Sheridan College
11	Charles Waters	6-6	186	Jr.	F	JC	Memphis, Tenn./Southwest Tennessee CC
12	Sean Gardner	6-5	178	RJr.	G	RS	Memphis, Tenn./Motlow JC
13	C.J. Foster	6-3	180	So.	G	JC	Lilburn, Ga./Roane State
14	Kelvin Downs	6-9	230	Jr.	F	2L	Arlington, Texas/Juan Seguin
20	Josh Bowling	6-5	205	Fr.	F	HS	Benton, Ark./Benton
24	Anthony Livingston	6-8	230	So.	F	JC	Washington, D.C./San Jacinto College
33	Nouhoum Bocoum	6-10	270	Jr.	C	JC	Harlem, N.Y./Paris JC

\* – Ineligible 2014-15 season due to NCAA Transfer Rule

## Coaching Staff:

HEAD COACH: John Brady (7th Year)

ASSOCIATE HEAD COACH: Melvin Haralson (4th Year)

ASSISTANT COACHES: Carlos Wilson (1st Year), Mike Scutero (1st year)

DIRECTOR OF BASKETBALL OPERATIONS: Kyle Drake (1st Year)

## Pronunciation Guide:

Nouhoum Bocoum - NA-hoom BA-coom

Daijon Macklien - DAY-john MAC-clean





2014-15 A-State Men's Basketball  
Arkansas State Combined Team Statistics (as of Feb 05, 2015)  
All games



RECORD:	OVERALL	HOME	AWAY	NEUTRAL
ALL GAMES	9-13	3-7	6-6	0-0
CONFERENCE	4-9	1-5	3-4	0-0
NON-CONFERENCE	5-4	2-2	3-2	0-0

#	Player	gp-gs	min	avg	Total	3-Point	F-Throw	Rebounds		pf	dq	a	to	blk	stl	pts	avg
					fg-fga	fg%	3fg-fga	3fg%	ft-fa	ft%	off	def	tot	avg			
01	Golden, Cameron	22-22	792	36.0	109-289	.377	53-159	.333	51-72	.708	10	56	66	3.0	42	1	60
24	Livingston, Anthony	22-22	779	35.4	114-253	.451	18-57	.316	74-109	.679	49	152	201	9.1	47	0	20
12	Gardner, Sean	22-22	728	33.1	106-252	.421	48-133	.361	28-38	.737	30	55	85	3.9	51	2	22
33	Boucoun, Nouhoum	22-9	339	15.4	47-108	.435	1-3	.333	36-52	.692	37	58	95	4.3	39	1	3
05	Hardwick, PJ	20-20	646	32.3	38-106	.358	1-8	.125	40-51	.784	16	56	72	3.6	46	1	110
14	Downs, Kelvin	22-7	361	16.4	25-73	.342	1-3	.333	20-29	.690	14	38	52	2.4	53	2	3
10	Dure, Frederic	7-0	82	11.7	5-16	.313	5-9	.556	7-9	.778	0	12	12	1.7	8	0	4
11	Waters, Charles	20-6	257	12.9	24-54	.444	0-2	.000	10-15	.667	22	41	63	3.2	46	2	3
13	Foster, C.J.	15-2	182	12.1	9-28	.321	1-9	.111	13-17	.765	8	8	16	1.1	21	1	9
00	Macklien, Daijon	20-0	244	12.2	16-36	.444	4-12	.333	6-9	.667	3	17	20	1.0	19	0	15
25	White, Ronnie	3-0	26	8.7	1-4	.250	0-0	.000	3-4	.750	2	8	10	3.3	4	0	0
04	Pierre, Josh	6-0	14	2.3	0-1	.000	0-1	.000	0-0	.000	0	3	3	0.5	0	0	0
Team											39	32	71		1		4
Total.....		22	4450		494-1220	.405	132-396	.333	288-405	.711	230	536	766	34.8	377	10	249
Opponents.....		22	4450		529-1265	.418	142-436	.326	303-451	.672	270	555	825	37.5	372	8	247

TEAM STATISTICS	ASU	OPP	Date	Opponent	Score	Att.
SCORING	1408	1503	11/17/14	UT MARTIN	L 73-75	1517
Points per game	64.0	68.3	11/25/14	LAMAR	L 58-63	1534
Scoring margin	-4.3	-	12/1/14	at Central Arkansas	w 67-49	1734
FIELD GOALS-ATT	494-1220	529-1265	12/6/14	BELHAVEN	w 95-68	1406
Field goal pct	.405	.418	12/10/14	at Purdue	L 46-87	9964
3 POINT FG-ATT	132-396	142-436	12/13/14	at TOLEDO	L 65-73	4445
3-point FG pct	.333	.326	12-17-14	at Mississippi State	w 69-55	5390
3-pt FG made per game	6.0	6.5	12/20/14	MARSHALL	w 67-58	1781
FREE THROWS-ATT	288-405	303-451	12/23/14	at Niagara	w 74-69	909
Free throw pct	.711	.672	* 12/30/14	at South Alabama	Wot 63-60	1682
F-Throws made per game	13.1	13.8	* 1/3/15	APPALACHIAN STATE	L 73-74	1628
REBOUNDS	766	825	* 01/05/15	at ULM	L 61-70	1418
Rebounds per game	34.8	37.5	* 1/8/15	GEORGIA SOUTHERN	L 61-73	1645
Rebounding margin	-2.7	-	* 1/10/15	at UTA	L 50-77	1758
ASSISTS	249	247	* 1/15/15	at Appalachian State	w 59-50	1685
Assists per game	11.3	11.2	* 1/17/15	TEXAS STATE	Wot 78-73	2219
TURNOVERS	297	274	* 1/19/15	GEORGIA STATE	L 54-60	2016
Turnovers per game	13.5	12.5	* 1/22/15	at Louisiana	L 59-96	4080
Turnover margin	-1.0	-	* 01/24/15	at Troy	w 64-55	1711
Assist/turnover ratio	0.8	0.9	* 1/29/15	UALR	L 65-75	3104
STEALS	122	146	* 1/31/15	at Georgia State	L 43-74	1564
Steals per game	5.5	6.6	* 2/5/15	TROY	L 64-69	1919
BLOCKS	73	61				
Blocks per game	3.3	2.8				
ATTENDANCE	18769	36340				
Home games-Avg/Game	10-1877	12-3028				
Neutral site-Avg/Game	-	0-0				

\* - Conference game

Score by Periods	1st	2nd	OT	Totals
Arkansas State	648	738	22	1408
Opponents	757	732	14	1503



2014-15 A-State Men's Basketball  
Arkansas State Combined Team Statistics (as of Feb 05, 2015)  
Conference games



RECORD:	OVERALL	HOME	AWAY	NEUTRAL
ALL GAMES	4-9	1-5	3-4	0-0
CONFERENCE	4-9	1-5	3-4	0-0
NON-CONFERENCE	0-0	0-0	0-0	0-0

#	Player	gp-gs	min	avg	Total		3-Point		F-Throw		Rebounds				pf	dq	a	to	blk	stl	pts	avg
					fg-fga	fg%	3fg-fga	3fg%	ft-fa	ft%	off	def	tot	avg								
01	Golden, Cameron	13-13	470	36.2	62-170	.365	30-92	.326	30-44	.682	5	32	37	2.8	20	0	29	32	2	20	184	14.2
24	Livingston, Anthony	13-13	471	36.2	61-151	.404	7-34	.206	43-59	.729	30	95	125	9.6	26	0	10	31	14	6	172	13.2
12	Gardner, Sean	13-13	419	32.2	56-147	.381	24-72	.333	18-22	.818	18	23	41	3.2	31	1	13	20	5	17	154	11.8
05	Hardwick, PJ	13-13	426	32.8	30-81	.370	1-8	.125	26-33	.788	10	37	47	3.6	31	1	68	30	0	15	87	6.7
33	Boucoun, Nouhoum	13-5	168	12.9	21-53	.396	1-2	.500	21-29	.724	17	22	39	3.0	23	1	2	7	4	2	64	4.9
11	Waters, Charles	13-6	208	16.0	19-43	.442	0-2	.000	7-11	.636	19	33	52	4.0	39	2	3	9	12	7	45	3.5
10	Dure, Frederic	7-0	82	11.7	5-16	.313	5-9	.556	7-9	.778	0	12	12	1.7	8	0	4	11	0	3	22	3.1
14	Downs, Kelvin	13-2	204	15.7	11-38	.289	1-1	1.000	10-14	.714	6	20	26	2.0	30	1	0	13	7	2	33	2.5
13	Foster, C.J.	9-0	85	9.4	4-16	.250	1-6	.167	6-7	.857	4	3	7	0.8	8	0	3	6	0	1	15	1.7
00	Macklien, Daijon	11-0	112	10.2	7-15	.467	1-3	.333	3-5	.600	2	10	12	1.1	12	0	5	12	0	1	18	1.6
04	Pierre, Josh	2-0	5	2.5	0-0	.000	0-0	.000	0-0	.000	0	2	2	1.0	0	0	0	1	0	0	0	0.0
Team											18	16	34					3				
Total.....		13	2650		276-730	.378	71-229	.310	171-233	.734	129	305	434	33.4	228	6	137	175	44	74	794	61.1
Opponents.....		13	2650		317-740	.428	76-224	.339	196-281	.698	160	358	518	39.8	212	4	139	169	35	93	906	69.7

TEAM STATISTICS	ASU	OPP
SCORING	794	906
Points per game	61.1	69.7
Scoring margin	-8.6	-
FIELD GOALS-ATT	276-730	317-740
Field goal pct	.378	.428
3 POINT FG-ATT	71-229	76-224
3-point FG pct	.310	.339
3-pt FG made per game	5.5	5.8
FREE THROWS-ATT	171-233	196-281
Free throw pct	.734	.698
F-Throws made per game	13.2	15.1
REBOUNDS	434	518
Rebounds per game	33.4	39.8
Rebounding margin	-6.5	-
ASSISTS	137	139
Assists per game	10.5	10.7
TURNOVERS	175	169
Turnovers per game	13.5	13.0
Turnover margin	-0.5	-
Assist/turnover ratio	0.8	0.8
STEALS	74	93
Steals per game	5.7	7.2
BLOCKS	44	35
Blocks per game	3.4	2.7
ATTENDANCE	12531	13898
Home games-Avg/Game	6-2088	7-1985
Neutral site-Avg/Game	-	0-0

Date	Opponent		Score	Att.
* 12/30/14	at South Alabama	Wot	63-60	1682
* 1/3/15	APPALACHIAN STATE	L	73-74	1628
* 01/05/15	at ULM	L	61-70	1418
* 1/8/15	GEORGIA SOUTHERN	L	61-73	1645
* 1/10/15	at UTA	L	50-77	1758
* 1/15/15	at Appalachian State	W	59-50	1685
* 1/17/15	TEXAS STATE	Wot	78-73	2219
* 1/19/15	GEORGIA STATE	L	54-60	2016
* 1/22/15	at Louisiana	L	59-96	4080
* 01/24/15	at Troy	W	64-55	1711
* 1/29/15	UALR	L	65-75	3104
* 1/31/15	at Georgia State	L	43-74	1564
* 2/5/15	TROY	L	64-69	1919

\* - Conference game

Score by Periods	1st	2nd	OT	Totals
Arkansas State	349	423	22	794
Opponents	456	436	14	906



2014-15 A-State Men's Basketball  
Arkansas State Combined Team Statistics (as of Feb 01, 2015)  
Away games



RECORD:	OVERALL	HOME	AWAY	NEUTRAL
ALL GAMES	6-6	0-0	6-6	0-0
CONFERENCE	3-4	0-0	3-4	0-0
NON-CONFERENCE	3-2	0-0	3-2	0-0

#	Player	gp-gs	min	avg	Total		3-Point		F-Throw		Rebounds				pf	dq	a	to	blk	stl	pts	avg
					fg-fga	fg%	3fg-fga	3fg%	ft-fa	ft%	off	def	tot	avg								
01	Golden, Cameron	12-12	421	35.1	59-162	.364	30-93	.323	22-34	.647	6	29	35	2.9	26	1	31	25	4	23	170	14.2
24	Livingston, Anthony	12-12	405	33.8	51-122	.418	9-29	.310	29-44	.659	16	71	87	7.3	23	0	9	29	11	3	140	11.7
12	Gardner, Sean	12-12	383	31.9	51-134	.381	19-70	.271	7-10	.700	20	31	51	4.3	28	1	15	19	4	11	128	10.7
33	Boucoun, Nouhoum	12-5	227	18.9	32-72	.444	1-1	1.000	24-35	.686	25	37	62	5.2	22	1	1	11	7	2	89	7.4
05	Hardwick, PJ	12-12	371	30.9	28-73	.384	1-5	.200	29-38	.763	8	36	44	3.7	25	0	58	29	0	10	86	7.2
10	Dure, Frederic	3-0	48	16.0	2-9	.222	2-4	.500	7-9	.778	0	7	7	2.3	3	0	3	4	0	3	13	4.3
11	Waters, Charles	11-3	124	11.3	13-28	.464	0-2	.000	5-9	.556	15	19	34	3.1	27	1	1	5	8	8	31	2.8
00	Macklien, Daijon	11-0	156	14.2	9-19	.474	3-6	.500	6-9	.667	1	12	13	1.2	13	0	10	12	0	3	27	2.5
14	Downs, Kelvin	12-4	200	16.7	10-39	.256	0-0	.000	7-9	.778	8	21	29	2.4	28	2	2	12	6	2	27	2.3
13	Foster, C.J.	7-0	73	10.4	2-11	.182	1-5	.200	3-6	.500	4	6	10	1.4	9	0	4	7	1	0	8	1.1
25	White, Ronnie	1-0	10	10.0	0-1	.000	0-0	.000	1-2	.500	0	3	3	3.0	3	0	0	0	0	0	1	1.0
04	Pierre, Josh	3-0	7	2.3	0-0	.000	0-0	.000	0-0	.000	0	2	2	0.7	0	0	0	1	0	0	0	0.0
Team											22	18	40		1		4					
Total.....		12	2425		257-670	.384	66-215	.307	140-205	.683	125	292	417	34.8	208	6	134	158	41	65	720	60.0
Opponents.....		12	2425		292-696	.420	67-232	.289	164-247	.664	148	318	466	38.8	190	2	149	144	47	67	815	67.9

TEAM STATISTICS	ASU	OPP	Date	Opponent	Score	Att.
SCORING						
Points per game	60.0	67.9	12/1/14	at Central Arkansas	W 67-49	1734
Scoring margin	-7.9	-	12/10/14	at Purdue	L 46-87	9964
FIELD GOALS-ATT	257-670	292-696	12/13/14	at TOLEDO	L 65-73	4445
Field goal pct	.384	.420	12-17-14	at Mississippi State	W 69-55	5390
3 POINT FG-ATT	66-215	67-232	12/23/14	at Niagara	W 74-69	909
3-point FG pct	.307	.289	* 12/30/14	at South Alabama	Wot 63-60	1682
3-pt FG made per game	5.5	5.6	* 01/05/15	at ULM	L 61-70	1418
FREE THROWS-ATT	140-205	164-247	* 1/10/15	at UTA	L 50-77	1758
Free throw pct	.683	.664	* 1/15/15	at Appalachian State	W 59-50	1685
F-Throws made per game	11.7	13.7	* 1/22/15	at Louisiana	L 59-96	4080
REBOUNDS	417	466	* 01/24/15	at Troy	W 64-55	1711
Rebounds per game	34.8	38.8	* 1/31/15	at Georgia State	L 43-74	1564
Rebounding margin	-4.1	-	* - Conference game			
ASSISTS	134	149				
Assists per game	11.2	12.4				
TURNOVERS						
Turnovers per game	13.2	12.0				
Turnover margin	-1.2	-				
Assist/turnover ratio	0.8	1.0				
STEALS	65	67				
Steals per game	5.4	5.6				
BLOCKS	41	47				
Blocks per game	3.4	3.9				
ATTENDANCE	0	36340				
Home games-Avg/Game	0-0	12-3028				
Neutral site-Avg/Game	-	0-0				

Score by Periods	1st	2nd	OT	Totals
Arkansas State	331	379	10	720
Opponents	429	379	7	815





2014-15 A-State Men's Basketball  
Arkansas State Team High/Low Analysis (as of Feb 06, 2015)  
All games



Arkansas State - TEAM GAME HIGHS

POINTS	95	BELHAVEN (12/6/14)
	78	TEXAS STATE (1/17/15)
	74	at Niagara (12/23/14)
	73	APPALACHIAN STATE (1/3/15)
	73	UT MARTIN (11/17/14)
FIELD GOALS MADE	34	BELHAVEN (12/6/14)
	27	APPALACHIAN STATE (1/3/15)
FIELD GOAL ATTEMPTS	68	BELHAVEN (12/6/14)
	64	at South Alabama (12/30/14)
FIELD GOAL PERCENTAGE	.578 (26-45)	UT MARTIN (11/17/14)
	.522 (24-46)	at Mississippi State (12-17-14)
3 PT FIELD GOALS MADE	13	BELHAVEN (12/6/14)
	9	at TOLEDO (12/13/14)
3 PT FG ATTEMPTS	27	at UTA (1/10/15)
	27	BELHAVEN (12/6/14)
3 PT FG PERCENTAGE	.545 (6-11)	UT MARTIN (11/17/14)
	.481 (13-27)	BELHAVEN (12/6/14)
FREE THROWS MADE	23	TEXAS STATE (1/17/15)
	20	MARSHALL (12/20/14)
FREE THROW ATTEMPTS	31	TEXAS STATE (1/17/15)
	29	MARSHALL (12/20/14)
FREE THROW PERCENTAGE	.933 (14-15)	BELHAVEN (12/6/14)
	.929 (13-14)	APPALACHIAN STATE (1/3/15)
REBOUNDS	49	MARSHALL (12/20/14)
	47	BELHAVEN (12/6/14)
ASSISTS	20	BELHAVEN (12/6/14)
	17	APPALACHIAN STATE (1/3/15)
STEALS	11	at Central Arkansas (12/1/14)
	9	TROY (2/5/15)
	9	GEORGIA SOUTHERN (1/8/15)
	9	BELHAVEN (12/6/14)
BLOCKED SHOTS	7	at Appalachian State (1/15/15)
	7	at Central Arkansas (12/1/14)
TURNOVERS	19	UALR (1/29/15)
	18	TROY (2/5/15)
FOULS	22	at Louisiana (1/22/15)
	22	at Purdue (12/10/14)



2014-15 A-State Men's Basketball  
Arkansas State High/Low Analysis (as of Feb 06, 2015)  
All games



Opponent - GAME HIGHS

POINTS	96	at Louisiana (1/22/15)
	87	at Purdue (12/10/14)
	77	at UTA (1/10/15)
	75	UALR (1/29/15)
	75	UT MARTIN (11/17/14)
FIELD GOALS MADE	32	at Louisiana (1/22/15)
	30	at Purdue (12/10/14)
FIELD GOAL ATTEMPTS	71	MARSHALL (12/20/14)
	67	at Troy (01/24/15)
FIELD GOAL PERCENTAGE	.552 (32-58)	at Louisiana (1/22/15)
	.547 (29-53)	at ULM (01/05/15)
3 PT FIELD GOALS MADE	14	at Louisiana (1/22/15)
	11	GEORGIA SOUTHERN (1/8/15)
	11	BELHAVEN (12/6/14)
3 PT FG ATTEMPTS	38	MARSHALL (12/20/14)
	30	BELHAVEN (12/6/14)
3 PT FG PERCENTAGE	.636 (14-22)	at Louisiana (1/22/15)
	.550 (11-20)	GEORGIA SOUTHERN (1/8/15)
FREE THROWS MADE	23	at UTA (1/10/15)
	21	at Georgia State (1/31/15)
	21	TEXAS STATE (1/17/15)
FREE THROW ATTEMPTS	30	at Georgia State (1/31/15)
	29	at UTA (1/10/15)
FREE THROW PERCENTAGE	.833 (10-12)	at Mississippi State (12-17-14)
	.800 (20-25)	at TOLEDO (12/13/14)
REBOUNDS	45	at South Alabama (12/30/14)
	43	at Georgia State (1/31/15)
	43	at Troy (01/24/15)
	43	at Appalachian State (1/15/15)
	43	GEORGIA SOUTHERN (1/8/15)
	43	MARSHALL (12/20/14)
ASSISTS	21	at Purdue (12/10/14)
	20	at Louisiana (1/22/15)
STEALS	13	UALR (1/29/15)
	11	UT MARTIN (11/17/14)
BLOCKED SHOTS	8	at Purdue (12/10/14)
	6	at Louisiana (1/22/15)
	6	at South Alabama (12/30/14)
TURNOVERS	23	TROY (2/5/15)
	21	at Central Arkansas (12/1/14)
FOULS	25	MARSHALL (12/20/14)
	25	LAMAR (11/25/14)



2014-15 A-State Men's Basketball  
Arkansas State High/Low Analysis (as of Feb 06, 2015)  
All games



Arkansas State - GAME LOWS

POINTS	43		at Georgia State (1/31/15)
	46		at Purdue (12/10/14)
	50		at UTA (1/10/15)
	54		GEORGIA STATE (1/19/15)
	58		LAMAR (11/25/14)
FIELD GOALS MADE	10		at Georgia State (1/31/15)
	14		GEORGIA STATE (1/19/15)
FIELD GOAL ATTEMPTS	45		UT MARTIN (11/17/14)
	46		LAMAR (11/25/14)
	46		at Mississippi State (12-17-14)
FIELD GOAL PERCENTAGE	.204	(10-49)	at Georgia State (1/31/15)
	.286	(14-49)	GEORGIA STATE (1/19/15)
3 PT FIELD GOALS MADE	2		at Purdue (12/10/14)
	3		at Louisiana (1/22/15)
3 PT FG ATTEMPTS	11		UT MARTIN (11/17/14)
	12		at Appalachian State (1/15/15)
3 PT FG PERCENTAGE	.143	(2-14)	at Purdue (12/10/14)
	.211	(4-19)	at ULM (01/05/15)
FREE THROWS MADE	6		at TOLEDO (12/13/14)
	8		at UTA (1/10/15)
	8		TROY (2/5/15)
FREE THROW ATTEMPTS	8		at TOLEDO (12/13/14)
	12		at UTA (1/10/15)
	12		TROY (2/5/15)
FREE THROW PERCENTAGE	.542	(13-24)	at Mississippi State (12-17-14)
	.563	(9-16)	at Central Arkansas (12/1/14)
REBOUNDS	24		GEORGIA SOUTHERN (1/8/15)
	24		TROY (2/5/15)
ASSISTS	5		at Louisiana (1/22/15)
	6		UT MARTIN (11/17/14)
	6		at Georgia State (1/31/15)
STEALS	2		MARSHALL (12/20/14)
	2		at Georgia State (1/31/15)
BLOCKED SHOTS	1		UT MARTIN (11/17/14)
	1		at ULM (01/05/15)
	1		TEXAS STATE (1/17/15)
TURNOVERS	10		at TOLEDO (12/13/14)
	10		at Niagara (12/23/14)
	10		APPALACHIAN STATE (1/3/15)
	10		GEORGIA SOUTHERN (1/8/15)
FOULS	13		MARSHALL (12/20/14)
	13		APPALACHIAN STATE (1/3/15)



2014-15 A-State Men's Basketball  
Arkansas State High/Low Analysis (as of Feb 06, 2015)  
All games



Opponent - GAME LOWS

POINTS	49	at Central Arkansas (12/1/14)
	50	at Appalachian State (1/15/15)
	55	at Mississippi State (12-17-14)
	55	at Troy (01/24/15)
	58	MARSHALL (12/20/14)
FIELD GOALS MADE	17	at Central Arkansas (12/1/14)
	17	at Appalachian State (1/15/15)
FIELD GOAL ATTEMPTS	49	TROY (2/5/15)
	50	at Central Arkansas (12/1/14)
	50	GEORGIA SOUTHERN (1/8/15)
FIELD GOAL PERCENTAGE	.293 (17-58)	at Appalachian State (1/15/15)
	.296 (21-71)	MARSHALL (12/20/14)
3 PT FIELD GOALS MADE	1	at ULM (01/05/15)
	1	at Georgia State (1/31/15)
3 PT FG ATTEMPTS	8	at Georgia State (1/31/15)
	9	at ULM (01/05/15)
3 PT FG PERCENTAGE	.111 (1-9)	at ULM (01/05/15)
	.125 (1-8)	at Georgia State (1/31/15)
FREE THROWS MADE	6	MARSHALL (12/20/14)
	6	at South Alabama (12/30/14)
FREE THROW ATTEMPTS	8	MARSHALL (12/20/14)
	11	at Troy (01/24/15)
FREE THROW PERCENTAGE	.389 (7-18)	at Central Arkansas (12/1/14)
	.500 (6-12)	at South Alabama (12/30/14)
REBOUNDS	24	BELHAVEN (12/6/14)
	28	UALR (1/29/15)
ASSISTS	4	at Mississippi State (12-17-14)
	4	GEORGIA STATE (1/19/15)
STEALS	2	at TOLEDO (12/13/14)
	2	at Niagara (12/23/14)
BLOCKED SHOTS	0	UT MARTIN (11/17/14)
	0	UALR (1/29/15)
TURNOVERS	5	at TOLEDO (12/13/14)
	7	UALR (1/29/15)
FOULS	11	at TOLEDO (12/13/14)
	12	at Purdue (12/10/14)
	12	APPALACHIAN STATE (1/3/15)
	12	at ULM (01/05/15)





2014-15 A-State Men's Basketball  
Arkansas State Individual Game-by-Game (as of Feb 06, 2015)  
All games



#00 Macklien, Daijon

Opponent	Date	gs	min	Total		3-Pointers		Free throws		Rebounds				pf	a	t/o	blk	stl	pts	avg
				fg-fga	pct	3fg-fga	pct	ft-fa	pct	off	def	tot	avg							
UT MARTIN	11/17/14		20	0-1	.000	0-1	.000	0-0	.000	0	0	0	0.0	1	2	3	0	0	0	0.0
LAMAR	11/25/14		17	1-4	.250	0-1	.000	0-0	.000	0	1	1	0.5	2	0	0	0	0	2	1.0
at Central Arkansas	12/1/14		7	0-1	.000	0-1	.000	0-0	.000	0	0	0	0.3	2	0	1	0	0	0	0.7
BELHAVEN	12/6/14		6	2-4	.500	1-3	.333	0-0	.000	1	0	1	0.5	0	1	0	0	1	5	1.8
at Purdue	12/10/14		17	2-3	.667	0-0	.000	0-0	.000	0	0	0	0.4	0	2	1	0	0	4	2.2
at TOLEDO	12/13/14		21	2-2	1.000	2-2	1.000	1-2	.500	0	0	0	0.3	0	2	1	0	1	7	3.0
at Mississippi State	12-17-14		18	0-1	.000	0-0	.000	0-0	.000	0	4	4	0.9	0	1	1	0	0	0	2.6
MARSHALL	12/20/14		11	1-4	.250	0-1	.000	0-0	.000	0	1	1	0.9	1	1	2	0	1	2	2.5
at Niagara	12/23/14		15	1-1	1.000	0-0	.000	2-2	1.000	0	1	1	0.9	1	1	1	0	1	4	2.7
at South Alabama	12/30/14		7	0-2	.000	0-0	.000	0-0	.000	1	1	2	1.0	0	0	1	0	0	0	2.4
APPALACHIAN STATE	1/3/15		4	0-0	.000	0-0	.000	0-0	.000	1	1	2	1.1	0	0	0	0	0	0	2.2
at ULM	01/05/15		5	0-0	.000	0-0	.000	0-0	.000	0	1	1	1.1	0	0	0	0	0	0	2.0
GEORGIA SOUTHERN	1/8/15		4	0-1	.000	0-0	.000	0-0	.000	0	1	1	1.1	0	0	0	0	0	0	1.8
at UTA	1/10/15		18	1-4	.250	1-1	1.000	0-0	.000	0	1	1	1.1	3	0	2	0	1	3	1.9
TEXAS STATE	1/17/15		2	0-0	.000	0-0	.000	0-0	.000	0	0	0	1.0	0	0	0	0	0	0	1.8
at Louisiana	1/22/15		24	1-1	1.000	0-0	.000	0-2	.000	0	4	4	1.2	2	3	3	0	0	2	1.8
at Troy	01/24/15		21	2-3	.667	0-1	.000	3-3	1.000	0	0	0	1.1	3	1	1	0	0	7	2.1
UALR	1/29/15		20	3-3	1.000	0-0	.000	0-0	.000	0	1	1	1.1	2	1	5	0	0	6	2.3
at Georgia State	1/31/15		3	0-1	.000	0-1	.000	0-0	.000	0	0	0	1.1	2	0	0	0	0	0	2.2
TROY	2/5/15		4	0-0	.000	0-0	.000	0-0	.000	0	0	0	1.0	0	0	0	0	0	0	2.1
Totals		0	244	16-36	.444	4-12	.333	6-9	.667	3	17	20	1.0	19	15	22	0	5	42	2.1

Games played: 20  
Minutes/game: 12.2  
Points/game: 2.1  
FG Pct: 44.4  
3FG Pct: 33.3  
FT Pct: 66.7

Rebounds/game: 1.0  
Assists/game: 0.8  
Turnovers/game: 1.1  
Assist/turnover ratio: 0.7  
Steals/game: 0.3



2014-15 A-State Men's Basketball  
Arkansas State Individual Game-by-Game (as of Feb 06, 2015)  
All games



#01 Golden, Cameron

Opponent	Date	gs	min	Total		3-Pointers		Free throws		Rebounds				pf	a	t/o	blk	stl	pts	avg	
				fg-fga	pct	3fg-fga	pct	ft-fa	pct	off	def	tot	avg								
UT MARTIN	11/17/14	*	37	5-9	.556	3-3	1.000	4-6	.667	0	4	4	4.0	2	3	2	0	2	17	17.0	
LAMAR	11/25/14	*	40	4-13	.308	2-6	.333	3-6	.500	1	2	3	3.5	2	4	4	0	1	13	15.0	
at Central Arkansas	12/1/14	*	33	5-15	.333	4-10	.400	0-0	.000	0	0	0	2.3	2	4	1	0	5	14	14.7	
BELHAVEN	12/6/14	*	34	5-15	.333	3-10	.300	5-5	1.000	1	0	1	2.0	1	7	0	0	2	18	15.5	
at Purdue	12/10/14	*	35	3-13	.231	1-8	.125	2-2	1.000	0	2	2	2.0	3	2	2	1	4	9	14.2	
at TOLEDO	12/13/14	*	33	6-15	.400	4-10	.400	2-2	1.000	0	6	6	2.7	4	4	1	0	0	18	14.8	
at Mississippi State	12-17-14	*	36	6-13	.462	3-7	.429	0-1	.000	0	2	2	2.6	5	4	2	0	1	15	14.9	
MARSHALL	12/20/14	*	35	5-12	.417	1-6	.167	3-4	.750	2	4	6	3.0	0	1	1	0	1	14	14.8	
at Niagara	12/23/14	*	39	8-14	.571	2-7	.286	2-2	1.000	1	4	5	3.2	3	2	2	2	2	20	15.3	
at South Alabama	12/30/14	*	42	4-13	.308	3-9	.333	3-6	.500	2	4	6	3.5	1	1	3	0	1	14	15.2	
APPALACHIAN STATE	1/3/15	*	36	5-12	.417	1-4	.250	0-0	.000	0	3	3	3.5	3	2	0	0	1	11	14.8	
at ULM	01/05/15	*	38	8-18	.444	4-11	.364	5-6	.833	1	1	2	3.3	2	2	1	0	2	25	15.7	
GEORGIA SOUTHERN	1/8/15	*	38	6-13	.462	4-9	.444	1-2	.500	0	3	3	3.3	2	6	1	1	2	17	15.8	
at UTA	1/10/15	*	31	3-19	.158	0-12	.000	0-1	.000	1	5	6	3.5	0	4	2	1	2	6	15.1	
at Appalachian State	1/15/15	*	34	7-14	.500	3-6	.500	3-5	.600	0	2	2	3.4	1	1	3	0	2	20	15.4	
TEXAS STATE	1/17/15	*	41	6-16	.375	1-6	.167	9-10	.900	0	5	5	3.5	2	5	5	0	0	22	15.8	
GEORGIA STATE	1/19/15	*	35	3-12	.250	2-8	.250	2-3	.667	0	2	2	3.4	2	0	2	0	2	10	15.5	
at Louisiana	1/22/15	*	31	3-8	.375	0-2	.000	2-2	1.000	1	0	1	3.3	1	1	3	0	0	8	15.1	
at Troy	01/24/15	*	34	4-12	.333	4-6	.667	0-0	.000	0	3	3	3.3	1	4	3	0	3	12	14.9	
UALR	1/29/15	*	39	6-11	.545	3-6	.500	2-2	1.000	0	2	2	3.2	1	0	3	0	2	17	15.0	
at Georgia State	1/31/15	*	35	2-8	.250	2-5	.400	3-7	.429	0	0	0	3.0	3	2	2	0	1	9	14.7	
TROY	2/5/15	*	36	5-14	.357	3-8	.375	0-0	.000	0	2	2	3.0	1	1	4	0	2	13	14.6	
Totals			22	792	109-289	.377	53-159	.333	51-72	.708	10	56	66	3.0	42	60	47	5	38	322	14.6

Games played: 22  
Minutes/game: 36.0  
Points/game: 14.6  
FG Pct: 37.7  
3FG Pct: 33.3  
FT Pct: 70.8

Rebounds/game: 3.0  
Assists/game: 2.7  
Turnovers/game: 2.1  
Assist/turnover ratio: 1.3  
Steals/game: 1.7  
Blocks/game: 0.2



2014-15 A-State Men's Basketball  
Arkansas State Individual Game-by-Game (as of Feb 06, 2015)  
All games



#04 Pierre, Josh

Opponent	Date	gs	min	Total		3-Pointers		Free throws		Rebounds				pf	a	t/o	blk	stl	pts	avg
				fg-fga	pct	3fg-fga	pct	ft-fa	pct	off	def	tot	avg							
UT MARTIN	11/17/14		3	0-0	.000	0-0	.000	0-0	.000	0	1	1	1.0	0	0	0	0	0	0	0.0
LAMAR	11/25/14		2	0-1	.000	0-1	.000	0-0	.000	0	0	0	0.5	0	0	0	0	0	0	0.0
BELHAVEN	12/6/14		2	0-0	.000	0-0	.000	0-0	.000	0	0	0	0.3	0	0	0	0	1	0	0.0
at Purdue	12/10/14		2	0-0	.000	0-0	.000	0-0	.000	0	0	0	0.3	0	0	0	0	0	0	0.0
at UTA	1/10/15		2	0-0	.000	0-0	.000	0-0	.000	0	0	0	0.2	0	0	0	0	0	0	0.0
at Georgia State	1/31/15		3	0-0	.000	0-0	.000	0-0	.000	0	2	2	0.5	0	0	1	0	0	0	0.0
Totals		0	14	0-1	.000	0-1	.000	0-0	.000	0	3	3	0.5	0	0	1	0	1	0	0.0

Games played: 6  
Minutes/game: 2.3  
FG Pct: 0.0  
3FG Pct: 0.0

Rebounds/game: 0.5  
Turnovers/game: 0.2  
Steals/game: 0.2

#05 Hardwick, PJ

Opponent	Date	gs	min	Total		3-Pointers		Free throws		Rebounds				pf	a	t/o	blk	stl	pts	avg
				fg-fga	pct	3fg-fga	pct	ft-fa	pct	off	def	tot	avg							
at Central Arkansas	12/1/14	*	35	1-2	.500	0-0	.000	4-6	.667	1	4	5	5.0	4	3	5	0	2	6	6.0
BELHAVEN	12/6/14	*	37	2-6	.333	0-0	.000	1-1	1.000	4	2	6	5.5	1	9	3	0	1	5	5.5
at Purdue	12/10/14	*	26	2-7	.286	0-0	.000	4-4	1.000	0	1	1	4.0	0	3	5	0	1	8	6.3
at TOLEDO	12/13/14	*	26	0-3	.000	0-0	.000	0-0	.000	0	1	1	3.3	4	5	0	0	0	0	4.8
at Mississippi State	12-17-14	*	29	1-2	.500	0-0	.000	5-7	.714	0	6	6	3.8	1	7	3	0	0	7	5.2
MARSHALL	12/20/14	*	36	0-2	.000	0-0	.000	0-0	.000	0	4	4	3.8	3	4	3	0	0	0	4.3
at Niagara	12/23/14	*	31	2-3	.667	0-0	.000	0-0	.000	1	1	2	3.6	2	11	0	0	0	4	4.3
at South Alabama	12/30/14	*	45	3-9	.333	0-0	.000	2-2	1.000	1	3	4	3.6	1	6	0	0	4	8	4.8
APPALACHIAN STATE	1/3/15	*	38	2-8	.250	0-1	.000	6-6	1.000	1	4	5	3.8	1	15	1	0	1	10	5.3
at ULM	01/05/15	*	40	7-13	.538	0-1	.000	1-3	.333	1	5	6	4.0	3	6	3	0	1	15	6.3
GEORGIA SOUTHERN	1/8/15	*	33	4-7	.571	0-0	.000	4-6	.667	0	3	3	3.9	4	4	3	0	3	12	6.8
at UTA	1/10/15	*	29	3-9	.333	0-1	.000	0-0	.000	1	3	4	3.9	3	2	2	0	1	6	6.8
at Appalachian State	1/15/15	*	37	2-5	.400	0-0	.000	7-8	.875	2	6	8	4.2	3	9	4	0	1	11	7.1
TEXAS STATE	1/17/15	*	39	0-1	.000	0-0	.000	0-0	.000	1	2	3	4.1	2	7	3	0	3	0	6.6
GEORGIA STATE	1/19/15	*	38	0-2	.000	0-1	.000	0-0	.000	0	3	3	4.1	1	7	2	0	1	0	6.1
at Louisiana	1/22/15	*	27	7-17	.412	1-3	.333	2-2	1.000	1	1	2	3.9	3	1	4	0	0	17	6.8
at Troy	01/24/15	*	25	0-2	.000	0-0	.000	2-4	.500	0	3	3	3.9	0	3	2	0	0	2	6.5
UALR	1/29/15	*	24	0-3	.000	0-0	.000	0-0	.000	2	0	2	3.8	5	2	1	0	0	0	6.2
at Georgia State	1/31/15	*	21	0-1	.000	0-0	.000	2-2	1.000	0	2	2	3.7	1	2	1	0	0	2	5.9
TROY	2/5/15	*	30	2-4	.500	0-1	.000	0-0	.000	0	2	2	3.6	4	4	4	0	0	4	5.9
Totals		20	646	38-106	.358	1-8	.125	40-51	.784	16	56	72	3.6	46	110	49	0	19	117	5.9

Games played: 20  
Minutes/game: 32.3  
Points/game: 5.9  
FG Pct: 35.8  
3FG Pct: 12.5  
FT Pct: 78.4

Rebounds/game: 3.6  
Assists/game: 5.5  
Turnovers/game: 2.5  
Assist/turnover ratio: 2.2  
Steals/game: 1.0



2014-15 A-State Men's Basketball  
Arkansas State Individual Game-by-Game (as of Feb 06, 2015)  
All games



#10 Dure, Frederic

Opponent	Date	gs	min	Total		3-Pointers		Free throws		Rebounds				pf	a	t/o	blk	stl	pts	avg
				fg-fga	pct	3fg-fga	pct	ft-fa	pct	off	def	tot	avg							
TEXAS STATE	1/17/15		7	1-1	1.000	1-1	1.000	0-0	.000	0	0	0	0.0	0	0	0	0	0	3	3.0
GEORGIA STATE	1/19/15		4	0-2	.000	0-1	.000	0-0	.000	0	1	1	0.5	0	0	1	0	0	0	1.5
at Louisiana	1/22/15		14	0-2	.000	0-1	.000	5-7	.714	0	1	1	0.7	1	0	1	0	2	5	2.7
at Troy	01/24/15		11	1-3	.333	1-1	1.000	0-0	.000	0	1	1	0.8	0	3	0	0	1	3	2.8
UALR	1/29/15		13	1-2	.500	1-1	1.000	0-0	.000	0	4	4	1.4	1	1	2	0	0	3	2.8
at Georgia State	1/31/15		23	1-4	.250	1-2	.500	2-2	1.000	0	5	5	2.0	2	0	3	0	0	5	3.2
TROY	2/5/15		10	1-2	.500	1-2	.500	0-0	.000	0	0	0	1.7	4	0	4	0	0	3	3.1
Totals		0	82	5-16	.313	5-9	.556	7-9	.778	0	12	12	1.7	8	4	11	0	3	22	3.1

Games played: 7  
Minutes/game: 11.7  
Points/game: 3.1  
FG Pct: 31.3  
3FG Pct: 55.6  
FT Pct: 77.8

Rebounds/game: 1.7  
Assists/game: 0.6  
Turnovers/game: 1.6  
Assist/turnover ratio: 0.4  
Steals/game: 0.4

#11 Waters, Charles

Opponent	Date	gs	min	Total		3-Pointers		Free throws		Rebounds				pf	a	t/o	blk	stl	pts	avg
				fg-fga	pct	3fg-fga	pct	ft-fa	pct	off	def	tot	avg							
LAMAR	11/25/14		11	0-1	.000	0-0	.000	0-0	.000	0	1	1	1.0	1	0	1	0	0	0	0.0
at Central Arkansas	12/1/14		13	1-2	.500	0-0	.000	1-2	.500	1	3	4	2.5	2	0	0	0	2	3	1.5
BELHAVEN	12/6/14		15	3-5	.600	0-0	.000	0-0	.000	1	2	3	2.7	1	0	1	0	1	6	3.0
at Purdue	12/10/14		3	0-0	.000	0-0	.000	0-0	.000	0	0	0	2.0	0	0	0	0	0	0	2.3
at TOLEDO	12/13/14		1	0-1	.000	0-0	.000	0-0	.000	1	1	2	2.0	2	0	0	0	0	0	1.8
MARSHALL	12/20/14		3	1-1	1.000	0-0	.000	0-0	.000	0	1	1	1.8	0	0	0	0	0	2	1.8
at Niagara	12/23/14		3	0-1	.000	0-0	.000	2-2	1.000	0	0	0	1.6	1	0	2	0	1	2	1.9
at South Alabama	12/30/14		14	1-2	.500	0-0	.000	0-0	.000	1	2	3	1.8	2	0	0	2	1	2	1.9
APPALACHIAN STATE	1/3/15		5	1-1	1.000	0-0	.000	0-0	.000	0	0	0	1.6	0	0	1	0	0	2	1.9
at ULM	01/05/15		12	2-2	1.000	0-0	.000	0-0	.000	3	1	4	1.8	2	0	0	1	0	4	2.1
GEORGIA SOUTHERN	1/8/15		21	4-7	.571	0-0	.000	0-1	.000	1	5	6	2.2	5	0	1	1	1	8	2.6
at UTA	1/10/15		12	1-2	.500	0-1	.000	0-0	.000	2	1	3	2.3	3	1	1	2	1	2	2.6
at Appalachian State	1/15/15	*	19	2-7	.286	0-0	.000	0-1	.000	3	3	6	2.5	4	0	0	1	2	4	2.7
TEXAS STATE	1/17/15	*	24	0-1	.000	0-0	.000	4-4	1.000	1	6	7	2.9	4	0	0	0	1	4	2.8
GEORGIA STATE	1/19/15	*	22	1-4	.250	0-0	.000	0-0	.000	2	1	3	2.9	4	0	1	2	0	2	2.7
at Louisiana	1/22/15	*	13	3-4	.750	0-0	.000	0-2	.000	2	1	3	2.9	5	0	0	0	1	6	2.9
at Troy	01/24/15	*	16	2-4	.500	0-1	.000	0-0	.000	1	6	7	3.1	4	0	1	1	0	4	3.0
UALR	1/29/15	*	14	1-4	.250	0-0	.000	1-1	1.000	1	3	4	3.2	1	2	1	1	0	3	3.0
at Georgia State	1/31/15		18	1-3	.333	0-0	.000	2-2	1.000	1	1	2	3.1	2	0	1	1	0	4	3.1
TROY	2/5/15		18	0-2	.000	0-0	.000	0-0	.000	1	3	4	3.2	3	0	2	0	0	0	2.9
Totals		6	257	24-54	.444	0-2	.000	10-15	.667	22	41	63	3.2	46	3	13	12	11	58	2.9

Games played: 20  
Minutes/game: 12.9  
Points/game: 2.9  
FG Pct: 44.4  
3FG Pct: 0.0  
FT Pct: 66.7

Rebounds/game: 3.2  
Assists/game: 0.2  
Turnovers/game: 0.7  
Assist/turnover ratio: 0.2  
Steals/game: 0.6  
Blocks/game: 0.6





2014-15 A-State Men's Basketball  
Arkansas State Individual Game-by-Game (as of Feb 06, 2015)  
All games



#12 Gardner, Sean

Opponent	Date	gs	min	Total		3-Pointers		Free throws		Rebounds				pf	a	t/o	blk	stl	pts	avg	
				fg-fga	pct	3fg-fga	pct	ft-fa	pct	off	def	tot	avg								
UT MARTIN	11/17/14	*	38	6-9	.667	1-3	.333	2-4	.500	1	3	4	4.0	2	0	4	0	2	15	15.0	
LAMAR	11/25/14	*	30	4-10	.400	2-6	.333	1-2	.500	0	2	2	3.0	2	1	1	0	0	11	13.0	
at Central Arkansas	12/1/14	*	32	2-10	.200	0-5	.000	0-0	.000	5	3	8	4.7	1	1	2	0	1	4	10.0	
BELHAVEN	12/6/14	*	35	10-13	.769	8-9	.889	0-0	.000	1	7	8	5.5	2	1	1	2	1	28	14.5	
at Purdue	12/10/14	*	23	1-6	.167	0-3	.000	0-0	.000	2	0	2	4.8	5	1	1	0	0	2	12.0	
at TOLEDO	12/13/14	*	40	5-13	.385	2-8	.250	0-0	.000	1	7	8	5.3	1	3	0	1	3	12	12.0	
at Mississippi State	12-17-14	*	36	8-14	.571	5-10	.500	1-2	.500	0	5	5	5.3	1	0	2	0	0	22	13.4	
MARSHALL	12/20/14	*	39	5-16	.313	3-9	.333	4-4	1.000	1	3	4	5.1	3	1	1	0	0	17	13.9	
at Niagara	12/23/14	*	36	9-14	.643	3-8	.375	2-4	.500	1	2	3	4.9	3	1	0	0	0	23	14.9	
at South Alabama	12/30/14	*	41	4-13	.308	1-5	.200	0-0	.000	1	2	3	4.7	0	1	3	1	1	9	14.3	
APPALACHIAN STATE	1/3/15	*	38	6-13	.462	3-6	.500	2-2	1.000	2	1	3	4.5	3	0	2	0	0	17	14.5	
at ULM	01/05/15	*	37	1-8	.125	0-4	.000	2-2	1.000	2	3	5	4.6	2	2	1	0	2	4	13.7	
GEORGIA SOUTHERN	1/8/15	*	36	2-8	.250	2-6	.333	3-3	1.000	0	2	2	4.4	0	0	1	0	2	9	13.3	
at UTA	1/10/15	*	27	6-14	.429	4-10	.400	0-0	.000	3	2	5	4.4	4	1	4	1	0	16	13.5	
at Appalachian State	1/15/15	*	36	4-10	.400	1-3	.333	0-0	.000	2	3	5	4.5	3	1	0	0	3	9	13.2	
TEXAS STATE	1/17/15	*	37	3-11	.273	1-6	.167	2-4	.500	1	1	2	4.3	1	1	2	0	3	9	12.9	
GEORGIA STATE	1/19/15	*	35	6-11	.545	4-6	.667	3-4	.750	2	1	3	4.2	5	0	0	2	0	19	13.3	
at Louisiana	1/22/15	*	18	2-7	.286	1-4	.250	0-0	.000	0	0	0	4.0	3	0	2	0	0	5	12.8	
at Troy	01/24/15	*	29	5-14	.357	1-4	.250	2-2	1.000	1	3	4	4.0	2	2	2	1	0	13	12.8	
UALR	1/29/15	*	24	6-12	.500	3-5	.600	0-1	.000	2	3	5	4.1	2	1	0	0	2	15	13.0	
at Georgia State	1/31/15	*	28	4-11	.364	1-6	.167	0-0	.000	2	1	3	4.0	3	2	2	0	1	9	12.8	
TROY	2/5/15	*	33	7-15	.467	2-7	.286	4-4	1.000	0	1	1	3.9	3	2	1	0	3	20	13.1	
Totals			22	728	106-252	.421	48-133	.361	28-38	.737	30	55	85	3.9	51	22	32	8	24	288	13.1

Games played: 22  
Minutes/game: 33.1  
Points/game: 13.1  
FG Pct: 42.1  
3FG Pct: 36.1  
FT Pct: 73.7

Rebounds/game: 3.9  
Assists/game: 1.0  
Turnovers/game: 1.5  
Assist/turnover ratio: 0.7  
Steals/game: 1.1  
Blocks/game: 0.4



2014-15 A-State Men's Basketball  
Arkansas State Individual Game-by-Game (as of Feb 06, 2015)  
All games



#13 Foster, C.J.

Opponent	Date	gs	min	Total		3-Pointers		Free throws		Rebounds				pf	a	t/o	blk	stl	pts	avg
				fg-fga	pct	3fg-fga	pct	ft-fa	pct	off	def	tot	avg							
UT MARTIN	11/17/14	*	23	3-5	.600	0-1	.000	1-1	1.000	1	0	1	1.0	5	1	3	0	0	7	7.0
LAMAR	11/25/14	*	31	0-1	.000	0-0	.000	3-4	.750	0	2	2	1.5	3	1	1	0	0	3	5.0
at Central Arkansas	12/1/14		13	1-2	.500	0-1	.000	2-4	.500	1	1	2	1.7	2	1	0	1	0	4	4.7
BELHAVEN	12/6/14		12	1-2	.500	0-0	.000	1-1	1.000	1	0	1	1.5	1	1	2	0	0	3	4.3
at Purdue	12/10/14		17	0-2	.000	0-1	.000	0-0	.000	1	2	3	1.8	2	2	2	0	0	0	3.4
at Mississippi State	12-17-14		1	0-0	.000	0-0	.000	0-0	.000	0	0	0	1.5	0	0	0	0	0	0	2.8
APPALACHIAN STATE	1/3/15		4	0-0	.000	0-0	.000	2-2	1.000	1	0	1	1.4	0	0	0	0	0	2	2.7
GEORGIA SOUTHERN	1/8/15		9	0-2	.000	0-2	.000	2-2	1.000	0	0	0	1.3	0	0	0	0	0	2	2.6
at UTA	1/10/15		12	1-1	1.000	1-1	1.000	0-0	.000	0	1	1	1.2	1	1	2	0	0	3	2.7
at Appalachian State	1/15/15		14	0-2	.000	0-0	.000	0-0	.000	1	2	3	1.4	1	0	3	0	0	0	2.4
TEXAS STATE	1/17/15		9	0-0	.000	0-0	.000	0-0	.000	0	0	0	1.3	1	1	0	0	0	0	2.2
GEORGIA STATE	1/19/15		8	1-3	.333	0-1	.000	0-0	.000	0	0	0	1.2	2	1	1	0	0	2	2.2
at Louisiana	1/22/15		5	0-2	.000	0-0	.000	0-0	.000	1	0	1	1.2	1	0	0	0	0	0	2.0
at Georgia State	1/31/15		11	0-2	.000	0-2	.000	1-2	.500	0	0	0	1.1	2	0	0	0	0	1	1.9
TROY	2/5/15		13	2-4	.500	0-0	.000	1-1	1.000	1	0	1	1.1	0	0	0	0	1	5	2.1
Totals		2	182	9-28	.321	1-9	.111	13-17	.765	8	8	16	1.1	21	9	14	1	1	32	2.1

Games played: 15  
Minutes/game: 12.1  
Points/game: 2.1  
FG Pct: 32.1  
3FG Pct: 11.1  
FT Pct: 76.5

Rebounds/game: 1.1  
Assists/game: 0.6  
Turnovers/game: 0.9  
Assist/turnover ratio: 0.6  
Steals/game: 0.1  
Blocks/game: 0.1

#14 Downs, Kelvin

Opponent	Date	gs	min	Total		3-Pointers		Free throws		Rebounds				pf	a	t/o	blk	stl	pts	avg
				fg-fga	pct	3fg-fga	pct	ft-fa	pct	off	def	tot	avg							
UT MARTIN	11/17/14	*	23	3-4	.750	0-0	.000	2-2	1.000	0	1	1	1.0	4	0	1	0	0	8	8.0
LAMAR	11/25/14	*	18	2-5	.400	0-0	.000	3-5	.600	1	2	3	2.0	1	0	3	0	0	7	7.5
at Central Arkansas	12/1/14	*	14	2-4	.500	0-0	.000	0-1	.000	1	2	3	2.3	1	0	0	1	1	4	6.3
BELHAVEN	12/6/14	*	19	2-7	.286	0-2	.000	1-1	1.000	0	5	5	3.0	3	1	2	1	0	5	6.0
at Purdue	12/10/14	*	10	0-3	.000	0-0	.000	0-0	.000	1	1	2	2.8	5	1	0	0	0	0	4.8
at TOLEDO	12/13/14		24	2-4	.500	0-0	.000	0-0	.000	0	3	3	2.8	1	1	1	1	0	4	4.7
at Mississippi State	12-17-14		15	2-3	.667	0-0	.000	0-0	.000	2	2	4	3.0	3	0	2	0	0	4	4.6
MARSHALL	12/20/14		16	1-2	.500	0-0	.000	4-6	.667	2	2	4	3.1	2	0	2	1	0	6	4.8
at Niagara	12/23/14		18	0-3	.000	0-0	.000	0-0	.000	1	0	1	2.9	3	0	2	0	0	0	4.2
at South Alabama	12/30/14		11	0-1	.000	0-0	.000	0-0	.000	0	1	1	2.7	5	0	2	0	0	0	3.8
APPALACHIAN STATE	1/3/15		25	3-6	.500	1-1	1.000	1-2	.500	1	2	3	2.7	4	0	2	1	1	8	4.2
at ULM	01/05/15		20	1-3	.333	0-0	.000	1-2	.500	0	3	3	2.8	1	0	2	0	0	3	4.1
GEORGIA SOUTHERN	1/8/15		18	0-0	.000	0-0	.000	0-0	.000	0	0	0	2.5	1	0	1	0	0	0	3.8
at UTA	1/10/15	*	22	0-2	.000	0-0	.000	4-4	1.000	1	1	2	2.5	1	0	0	0	0	4	3.8
at Appalachian State	1/15/15		13	0-1	.000	0-0	.000	0-0	.000	0	1	1	2.4	3	0	1	1	0	0	3.5
TEXAS STATE	1/17/15		5	1-2	.500	0-0	.000	0-0	.000	0	1	1	2.3	4	0	1	0	0	2	3.4
GEORGIA STATE	1/19/15		13	0-1	.000	0-0	.000	1-2	.500	0	0	0	2.2	3	0	0	1	0	1	3.3
at Louisiana	1/22/15		27	3-8	.375	0-0	.000	0-0	.000	1	5	6	2.4	1	0	0	1	1	6	3.4
at Troy	01/24/15		14	0-2	.000	0-0	.000	0-0	.000	0	1	1	2.3	2	0	0	1	0	0	3.3
UALR	1/29/15		22	3-7	.429	0-0	.000	1-2	.500	2	4	6	2.5	3	0	2	1	0	7	3.5
at Georgia State	1/31/15	*	12	0-5	.000	0-0	.000	2-2	1.000	1	1	2	2.5	2	0	2	1	0	2	3.4
TROY	2/5/15		2	0-0	.000	0-0	.000	0-0	.000	0	0	0	2.4	0	0	0	0	0	0	3.2
Totals		7	361	25-73	.342	1-3	.333	20-29	.690	14	38	52	2.4	53	3	26	11	3	71	3.2

Games played: 22  
Minutes/game: 16.4  
Points/game: 3.2  
FG Pct: 34.2  
3FG Pct: 33.3  
FT Pct: 69.0

Rebounds/game: 2.4  
Assists/game: 0.1  
Turnovers/game: 1.2  
Assist/turnover ratio: 0.1  
Steals/game: 0.1  
Blocks/game: 0.5



2014-15 A-State Men's Basketball  
Arkansas State Individual Game-by-Game (as of Feb 06, 2015)  
All games



#24 Livingston, Anthony

Opponent	Date	gs	min	Total		3-Pointers		Free throws		Rebounds				pf	a	t/o	blk	stl	pts	avg	
				fg-fga	pct	3fg-fga	pct	ft-fa	pct	off	def	tot	avg								
UT MARTIN	11/17/14	*	38	9-15	.600	2-3	.667	6-7	.857	2	7	9	9.0	2	0	2	1	2	26	26.0	
LAMAR	11/25/14	*	39	6-8	.750	1-3	.333	3-6	.500	4	5	9	9.0	2	2	4	2	1	16	21.0	
at Central Arkansas	12/1/14	*	35	8-13	.615	2-2	1.000	2-3	.667	1	2	3	7.0	0	1	4	2	0	20	20.7	
BELHAVEN	12/6/14	*	32	7-11	.636	1-2	.500	4-5	.800	0	10	10	7.8	4	0	3	1	2	19	20.3	
at Purdue	12/10/14	*	33	5-13	.385	1-2	.500	1-2	.500	2	2	4	7.0	3	0	4	0	0	12	18.6	
at TOLEDO	12/13/14	*	25	4-9	.444	1-3	.333	2-2	1.000	1	3	4	6.5	4	1	5	1	0	11	17.3	
at Mississippi State	12-17-14	*	34	3-5	.600	0-2	.000	2-6	.333	1	6	7	6.6	3	1	3	1	1	8	16.0	
MARSHALL	12/20/14	*	37	6-16	.375	1-4	.250	7-13	.538	5	15	20	8.3	1	4	3	3	0	20	16.5	
at Niagara	12/23/14	*	35	5-12	.417	2-2	1.000	4-6	.667	3	7	10	8.4	2	1	1	0	0	16	16.4	
at South Alabama	12/30/14	*	43	6-16	.375	1-5	.200	3-4	.750	2	11	13	8.9	0	1	2	0	0	16	16.4	
APPALACHIAN STATE	1/3/15	*	37	9-17	.529	1-1	1.000	2-2	1.000	5	8	13	9.3	1	0	2	1	2	21	16.8	
at ULM	01/05/15	*	38	4-11	.364	0-3	.000	2-2	1.000	1	4	5	8.9	4	3	4	0	0	10	16.3	
GEORGIA SOUTHERN	1/8/15	*	34	5-15	.333	0-2	.000	1-2	.500	2	4	6	8.7	0	0	3	1	1	11	15.8	
at UTA	1/10/15	*	30	3-5	.600	0-1	.000	0-1	.000	2	4	6	8.5	2	0	0	0	1	6	15.1	
at Appalachian State	1/15/15	*	37	4-12	.333	1-3	.333	4-4	1.000	1	11	12	8.7	0	0	1	5	0	13	15.0	
TEXAS STATE	1/17/15	*	44	9-14	.643	2-4	.500	4-7	.571	4	11	15	9.1	3	0	3	0	0	24	15.6	
GEORGIA STATE	1/19/15	*	40	3-12	.250	1-3	.333	13-14	.929	4	9	13	9.4	3	0	4	0	0	20	15.8	
at Louisiana	1/22/15	*	22	1-5	.200	0-3	.000	0-1	.000	0	4	4	9.1	2	0	2	0	0	2	15.1	
at Troy	01/24/15	*	36	6-10	.600	1-3	.333	3-6	.500	2	11	13	9.3	2	1	2	1	1	16	15.1	
UALR	1/29/15	*	36	3-10	.300	0-4	.000	4-5	.800	4	7	11	9.4	4	3	5	2	0	10	14.9	
at Georgia State	1/31/15	*	37	2-11	.182	0-0	.000	6-7	.857	0	6	6	9.2	1	0	1	1	0	10	14.6	
TROY	2/5/15	*	37	6-13	.462	0-2	.000	1-4	.250	3	5	8	9.1	4	2	2	3	1	13	14.5	
Totals			22	779	114-253	.451	18-57	.316	74-109	.679	49	152	201	9.1	47	20	60	25	12	320	14.5

Games played: 22  
Minutes/game: 35.4  
Points/game: 14.5  
FG Pct: 45.1  
3FG Pct: 31.6  
FT Pct: 67.9

Rebounds/game: 9.1  
Assists/game: 0.9  
Turnovers/game: 2.7  
Assist/turnover ratio: 0.3  
Steals/game: 0.5  
Blocks/game: 1.1



2014-15 A-State Men's Basketball  
Arkansas State Individual Game-by-Game (as of Feb 06, 2015)  
All games



#25 White, Ronnie

Opponent	Date	gs	min	Total		3-Pointers		Free throws		Rebounds				pf	a	t/o	blk	stl	pts	avg
				fg-fga	pct	3fg-fga	pct	ft-fa	pct	off	def	tot	avg							
UT MARTIN	11/17/14		13	0-2	.000	0-0	.000	0-0	.000	0	4	4	4.0	1	0	1	0	0	0	0.0
BELHAVEN	12/6/14		3	1-1	1.000	0-0	.000	2-2	1.000	2	1	3	3.5	0	0	0	0	0	4	2.0
at Purdue	12/10/14		10	0-1	.000	0-0	.000	1-2	.500	0	3	3	3.3	3	0	0	0	0	1	1.7
Totals		0	26	1-4	.250	0-0	.000	3-4	.750	2	8	10	3.3	4	0	1	0	0	5	1.7

Games played: 3  
Minutes/game: 8.7  
Points/game: 1.7  
FG Pct: 25.0  
FT Pct: 75.0

Rebounds/game: 3.3  
Turnovers/game: 0.3

#33 Boucoum, Nouhoum

Opponent	Date	gs	min	Total		3-Pointers		Free throws		Rebounds				pf	a	t/o	blk	stl	pts	avg
				fg-fga	pct	3fg-fga	pct	ft-fa	pct	off	def	tot	avg							
UT MARTIN	11/17/14		5	0-0	.000	0-0	.000	0-0	.000	0	2	2	2.0	1	0	0	0	0	0	0.0
LAMAR	11/25/14		12	2-3	.667	0-0	.000	2-2	1.000	3	4	7	4.5	4	0	1	1	1	6	3.0
at Central Arkansas	12/1/14		18	6-9	.667	0-0	.000	0-0	.000	5	4	9	6.0	1	0	0	3	0	12	6.0
BELHAVEN	12/6/14		5	1-4	.250	0-1	.000	0-0	.000	2	2	4	5.5	1	0	0	0	0	2	5.0
at Purdue	12/10/14		24	4-9	.444	0-0	.000	2-4	.500	5	5	10	6.4	1	0	2	1	0	10	6.0
at TOLEDO	12/13/14	*	30	6-11	.545	0-0	.000	1-2	.500	2	3	5	6.2	3	0	2	0	0	13	7.2
at Mississippi State	12-17-14	*	31	4-8	.500	0-0	.000	5-8	.625	3	5	8	6.4	1	0	1	2	2	13	8.0
MARSHALL	12/20/14	*	23	2-4	.500	0-0	.000	2-2	1.000	0	4	4	6.1	3	1	2	0	0	6	7.8
at Niagara	12/23/14	*	23	1-7	.143	0-0	.000	3-5	.600	0	7	7	6.2	1	0	2	0	0	5	7.4
at South Alabama	12/30/14	*	22	5-8	.625	0-0	.000	4-4	1.000	4	2	6	6.2	5	0	0	0	0	14	8.1
APPALACHIAN STATE	1/3/15	*	13	1-6	.167	0-0	.000	0-0	.000	2	2	4	6.0	1	0	2	0	0	2	7.5
at ULM	01/05/15	*	10	0-0	.000	0-0	.000	0-0	.000	0	1	1	5.6	1	0	0	0	0	0	6.9
GEORGIA SOUTHERN	1/8/15	*	7	1-4	.250	0-0	.000	0-0	.000	1	0	1	5.2	2	0	0	0	0	2	6.5
at UTA	1/10/15		17	0-2	.000	0-0	.000	4-6	.667	1	2	3	5.1	1	1	0	0	0	4	6.4
at Appalachian State	1/15/15		10	1-4	.250	0-0	.000	0-0	.000	0	1	1	4.8	1	0	0	0	0	2	6.1
TEXAS STATE	1/17/15		17	5-9	.556	0-1	.000	4-6	.667	1	2	3	4.7	2	0	0	1	0	14	6.6
GEORGIA STATE	1/19/15		5	0-2	.000	0-0	.000	0-0	.000	0	1	1	4.5	0	0	0	0	0	0	6.2
at Louisiana	1/22/15		19	2-4	.500	1-1	1.000	3-3	1.000	2	2	4	4.4	3	0	2	1	0	8	6.3
at Troy	01/24/15		14	3-7	.429	0-0	.000	1-1	1.000	1	3	4	4.4	1	0	0	0	0	7	6.3
UALR	1/29/15		8	1-1	1.000	0-0	.000	2-4	.500	0	3	3	4.4	1	1	0	1	0	4	6.2
at Georgia State	1/31/15		9	0-3	.000	0-0	.000	1-2	.500	2	2	4	4.3	3	0	2	0	0	1	6.0
TROY	2/5/15	*	17	2-3	.667	0-0	.000	2-3	.667	3	1	4	4.3	2	0	1	1	2	6	6.0
Totals		9	339	47-108	.435	1-3	.333	36-52	.692	37	58	95	4.3	39	3	17	11	5	131	6.0

Games played: 22  
Minutes/game: 15.4  
Points/game: 6.0  
FG Pct: 43.5  
3FG Pct: 33.3  
FT Pct: 69.2

Rebounds/game: 4.3  
Assists/game: 0.1  
Turnovers/game: 0.8  
Assist/turnover ratio: 0.2  
Steals/game: 0.2  
Blocks/game: 0.5





2014-15 A-State Men's Basketball  
Arkansas State Individual Game-by-Game (as of Feb 06, 2015)  
All games



#TM TEAM

Opponent	Date	gs	min	Total		3-Pointers		Free throws		Rebounds				pf	a	t/o	blk	stl	pts	avg
				fg-fga	pct	3fg-fga	pct	ft-fa	pct	off	def	tot	avg							
UT MARTIN	11/17/14		0	0-0	.000	0-0	.000	0-0	.000	0	1	1	1.0	0	0	0	0	0	0	0.0
LAMAR	11/25/14		0	0-0	.000	0-0	.000	0-0	.000	3	1	4	2.5	0	0	0	0	0	0	0.0
at Central Arkansas	12/1/14		0	0-0	.000	0-0	.000	0-0	.000	2	1	3	2.7	1	0	1	0	0	0	0.0
BELHAVEN	12/6/14		0	0-0	.000	0-0	.000	0-0	.000	4	1	5	3.3	0	0	0	0	0	0	0.0
at Purdue	12/10/14		0	0-0	.000	0-0	.000	0-0	.000	2	2	4	3.4	0	0	0	0	0	0	0.0
at TOLEDO	12/13/14		0	0-0	.000	0-0	.000	0-0	.000	5	1	6	3.8	0	0	0	0	0	0	0.0
at Mississippi State	12-17-14		0	0-0	.000	0-0	.000	0-0	.000	0	3	3	3.7	0	0	0	0	0	0	0.0
MARSHALL	12/20/14		0	0-0	.000	0-0	.000	0-0	.000	3	2	5	3.9	0	0	0	0	0	0	0.0
at Niagara	12/23/14		0	0-0	.000	0-0	.000	0-0	.000	2	4	6	4.1	0	0	0	0	0	0	0.0
at South Alabama	12/30/14		0	0-0	.000	0-0	.000	0-0	.000	2	1	3	4.0	0	0	1	0	0	0	0.0
APPALACHIAN STATE	1/3/15		0	0-0	.000	0-0	.000	0-0	.000	0	0	0	3.6	0	0	0	0	0	0	0.0
at ULM	01/05/15		0	0-0	.000	0-0	.000	0-0	.000	1	2	3	3.6	0	0	0	0	0	0	0.0
GEORGIA SOUTHERN	1/8/15		0	0-0	.000	0-0	.000	0-0	.000	1	1	2	3.5	0	0	0	0	0	0	0.0
at UTA	1/10/15		0	0-0	.000	0-0	.000	0-0	.000	0	1	1	3.3	0	0	1	0	0	0	0.0
at Appalachian State	1/15/15		0	0-0	.000	0-0	.000	0-0	.000	1	2	3	3.3	0	0	1	0	0	0	0.0
TEXAS STATE	1/17/15		0	0-0	.000	0-0	.000	0-0	.000	1	4	5	3.4	0	0	0	0	0	0	0.0
GEORGIA STATE	1/19/15		0	0-0	.000	0-0	.000	0-0	.000	2	4	6	3.5	0	0	0	0	0	0	0.0
at Louisiana	1/22/15		0	0-0	.000	0-0	.000	0-0	.000	3	0	3	3.5	0	0	0	0	0	0	0.0
at Troy	01/24/15		0	0-0	.000	0-0	.000	0-0	.000	4	0	4	3.5	0	0	0	0	0	0	0.0
UALR	1/29/15		0	0-0	.000	0-0	.000	0-0	.000	1	0	1	3.4	0	0	0	0	0	0	0.0
at Georgia State	1/31/15		0	0-0	.000	0-0	.000	0-0	.000	0	1	1	3.3	0	0	0	0	0	0	0.0
TROY	2/5/15		0	0-0	.000	0-0	.000	0-0	.000	2	0	2	3.2	0	0	0	0	0	0	0.0
Totals		0	0	0-0	.000	0-0	.000	0-0	.000	39	32	71	3.2	1	0	4	0	0	0	0.0

Games played: 22

Rebounds/game: 3.2

Turnovers/game: 0.2



2014-15 A-State Men's Basketball  
Arkansas State Season/Career Statistics (as of Feb 06, 2015)  
All games



SEASON STATISTICS

CAREER STATISTICS

SUMMARY	gp-gs	min/g	fg%	3fg%	ft%	r/g	a/g	stl	blk	pts/g	gp-gs	min/g	fg%	3fg%	ft%	r/g	a/g	stl	blk	pts/g
Golden, Cameron	22-22	36.0	.377	.333	.708	3.0	2.7	38	5	14.6	85-53	25.7	.361	.320	.676	2.7	2.4	105	11	9.4
Livingston, Anthony	22-22	35.4	.451	.316	.679	9.1	0.9	12	25	14.5	22-22	35.4	.451	.316	.679	9.1	0.9	12	25	14.5
Gardner, Sean	22-22	33.1	.421	.361	.737	3.9	1.0	24	8	13.1	22-22	33.1	.421	.361	.737	3.9	1.0	24	8	13.1
Boucoun, Nouhoum	22-9	15.4	.435	.333	.692	4.3	0.1	5	11	6.0	22-9	15.4	.435	.333	.692	4.3	0.1	5	11	6.0
Hardwick, PJ	20-20	32.3	.358	.125	.784	3.6	5.5	19	0	5.9	20-20	32.3	.358	.125	.784	3.6	5.5	19	0	5.9
Downs, Kelvin	22-7	16.4	.342	.333	.690	2.4	0.1	3	11	3.2	83-13	13.8	.414	.250	.642	2.1	0.3	17	40	2.8
Dure, Frederic	7-0	11.7	.313	.556	.778	1.7	0.6	3	0	3.1	7-0	11.7	.313	.556	.778	1.7	0.6	3	0	3.1
Waters, Charles	20-6	12.9	.444	.000	.667	3.2	0.2	11	12	2.9	20-6	12.9	.444	.000	.667	3.2	0.2	11	12	2.9
Foster, C.J.	15-2	12.1	.321	.111	.765	1.1	0.6	1	1	2.1	15-2	12.1	.321	.111	.765	1.1	0.6	1	1	2.1
Macklien, Daijon	20-0	12.2	.444	.333	.667	1.0	0.8	5	0	2.1	20-0	12.2	.444	.333	.667	1.0	0.8	5	0	2.1
White, Ronnie	3-0	8.7	.250	.000	.750	3.3	0.0	0	0	1.7	3-0	8.7	.250	.000	.750	3.3	0.0	0	0	1.7
Pierre, Josh	6-0	2.3	.000	.000	.000	0.5	0.0	1	0	0.0	18-0	2.4	.333	.286	.667	0.4	0.0	3	0	1.0
SCORING	fg-fga	fg%	3fg-fga	3fg%	ft-fta	ft%	pts	pts/g	fg-fga	fg%	3fg-fga	3fg%	ft-fta	ft%	pts	pts/g				
Golden, Cameron	109-289	.377	53-159	.333	51-72	.708	322	14.6	264-732	.361	140-437	.320	127-188	.676	795	9.4				
Livingston, Anthony	114-253	.451	18-57	.316	74-109	.679	320	14.5	114-253	.451	18-57	.316	74-109	.679	320	14.5				
Gardner, Sean	106-252	.421	48-133	.361	28-38	.737	288	13.1	106-252	.421	48-133	.361	28-38	.737	288	13.1				
Boucoun, Nouhoum	47-108	.435	1-3	.333	36-52	.692	131	6.0	47-108	.435	1-3	.333	36-52	.692	131	6.0				
Hardwick, PJ	38-106	.358	1-8	.125	40-51	.784	117	5.9	38-106	.358	1-8	.125	40-51	.784	117	5.9				
Downs, Kelvin	25-73	.342	1-3	.333	20-29	.690	71	3.2	87-210	.414	1-4	.250	61-95	.642	236	2.8				
Dure, Frederic	5-16	.313	5-9	.556	7-9	.778	22	3.1	5-16	.313	5-9	.556	7-9	.778	22	3.1				
Waters, Charles	24-54	.444	0-2	.000	10-15	.667	58	2.9	24-54	.444	0-2	.000	10-15	.667	58	2.9				
Foster, C.J.	9-28	.321	1-9	.111	13-17	.765	32	2.1	9-28	.321	1-9	.111	13-17	.765	32	2.1				
Macklien, Daijon	16-36	.444	4-12	.333	6-9	.667	42	2.1	16-36	.444	4-12	.333	6-9	.667	42	2.1				
White, Ronnie	1-4	.250	0-0	.000	3-4	.750	5	1.7	1-4	.250	0-0	.000	3-4	.750	5	1.7				
Pierre, Josh	0-1	.000	0-1	.000	0-0	.000	0	0.0	5-15	.333	4-14	.286	4-6	.667	18	1.0				
TOTALS	o-reb	d-reb	t-reb	pf	fo	ast	to	a/to	o-reb	d-reb	t-reb	pf	fo	ast	to	a/to				
Golden, Cameron	10	56	66	42	1	60	47	1.3	46	184	230	151	3	206	159	1.3				
Livingston, Anthony	49	152	201	47	0	20	60	0.3	49	152	201	47	0	20	60	0.3				
Gardner, Sean	30	55	85	51	2	22	32	0.7	30	55	85	51	2	22	32	0.7				
Boucoun, Nouhoum	37	58	95	39	1	3	17	0.2	37	58	95	39	1	3	17	0.2				
Hardwick, PJ	16	56	72	46	1	110	49	2.2	16	56	72	46	1	110	49	2.2				
Downs, Kelvin	14	38	52	53	2	3	26	0.1	54	122	176	181	6	22	87	0.3				
Dure, Frederic	0	12	12	8	0	4	11	0.4	0	12	12	8	0	4	11	0.4				
Waters, Charles	22	41	63	46	2	3	13	0.2	22	41	63	46	2	3	13	0.2				
Foster, C.J.	8	8	16	21	1	9	14	0.6	8	8	16	21	1	9	14	0.6				
Macklien, Daijon	3	17	20	19	0	15	22	0.7	3	17	20	19	0	15	22	0.7				
White, Ronnie	2	8	10	4	0	0	1	0.0	2	8	10	4	0	0	1	0.0				
Pierre, Josh	0	3	3	0	0	0	1	0.0	1	6	7	1	0	0	2	0.0				