

2014-15 ARKANSAS STATE MEN'S BASKETBALL

Mark Taylor, Assistant Athletics Media Relations Director • Office: 870-972-3383 • Cell: 870-219-5705 • Email: mark.taylor887@gmail.com
Men's Basketball Twitter: @AStateMB • Twitter In-Game Updates: @AStateGameDay, #AStateMB • Athletics Website: AStateRedWolves.com

2014-15 A-State Schedule

DATE	OPPONENT (TV)	TIME/RESULT
Nov. 5	Henderson State (<i>Exhibition</i>)	W, 84-64
Nov. 12	Southern Arkansas (<i>Exhibition</i>)	L, 69-67
Nov. 17	Tennessee-Martin	L, 75-73
Nov. 24	Lamar	L, 63-58
Dec. 1	at Central Arkansas	W, 67-49
Dec. 6	Belhaven	W, 95-68
Dec. 10	at Purdue (ESPN3)	L, 87-46
Dec. 13	at Toledo	L, 73-65
Dec. 17	at Mississippi State (SEC Network)	W, 69-55
Dec. 20	Marshall	W, 67-58
Dec. 23	at Niagara	W, 74-69
Dec. 30	at South Alabama*	W, 63-60 (OT)
Jan. 3	Appalachian State*	L, 74-73
Jan. 5	at ULM*	7 p.m.
Jan. 8	Georgia Southern*	7 p.m.
Jan. 10	at UT Arlington*	7:15 p.m.
Jan. 15	at Appalachian State*	6:30 p.m.
Jan. 17	Texas State* (ESPN3)	7:05 p.m.
Jan. 19	Georgia State*	7:30 p.m.
Jan. 22	at Louisiana-Lafayette*	7:15 p.m.
Jan. 24	at Troy*	7:30 p.m.
Jan. 29	UALR*	7:30 p.m.
Jan. 31	at Georgia State*	1 p.m.
Feb. 5	Troy*	7:05 p.m.
Feb. 12	at Georgia Southern*	6:30 p.m.
Feb. 19	at UALR*	7:30 p.m.
Feb. 21	ULM*	7:05 p.m.
Feb. 26	UT Arlington*	7:30 p.m.
Feb. 28	at Texas State*	4:30 p.m.
Mar. 5	South Alabama*	7:30 p.m.
Mar. 7	Louisiana-Lafayette*	7:05 p.m.
Mar. 12-15	SBC Tournament (New Orleans, La.)	TBA

All times listed are Central
All home games in bold
* - Sun Belt Conference Game

ULM PROBABLE STARTERS

G #11	Nick Coppola	10.3 PPG, 6.1 RPG, 2.9 APG
G #20	Chinedu Amajoyi	1.1 PPG, 0.9 RPG, 0.8 APG
F #2	DeMondre Harvey	4.6 PPG, 4.3 RPG, 1.3 APG
F #5	Jamaal Samuel	7.5 PPG, 4.2 RPG, 0.9 BPG
F #12	Tylor Ongwae	14.6 PPG, 6.1 RPG, 2.9 APG

(Based off last game)



ARKANSAS STATE
RED WOLVES
(6-5, 1-1 SUN BELT)

Head Coach: John Brady
Year: 7th Season
Record at A-State: 105-96 (7 yrs.)
Career Record: 386-312 (23 yrs.)
vs. ULM: 12-2
MBB SID: Mark Taylor

Top Players (per game):
Points: Anthony Livingston (16.8)
Rebounds: Anthony Livingston (9.3)
Assists: PJ Hardwick (7.0)
Blocks: Anthony Livingston (1.1)
Steals: Cameron Golden (1.8)



ULM
WARHAWKS
(6-6, 0-1 SUN BELT)

Head Coach: Keith Richard
Year: 5th Season
Record at ULM: 30-96 (5 yrs.)
Career Record: 180-213 (14 yrs.)
vs. A-State: 6-9
MBB SID: Robbie Kleinmuntz

Top Players (per game):
Points: Tyler Ongwae (14.6)
Rebounds: Majok Deng (7.0)
Assists: Nick Coppola (4.3)
Blocks: Majok Deng (2.2)
Steals: Justin Roberson (1.3)

GAME INFORMATION

DATE: Monday, Jan. 5, 2015
TIPOFF: 7:00 p.m. (CT)
LOCATION: Monroe, La.
ARENA: Fant-Ewing Coliseum
ARENA CAPACITY: 7,000
TELEVISION: None
RADIO: East Arkansas Broadcasters
Red Wolves Sports Network
107.9 KFIN-FM (Jonesboro) - Flagship
TALENT: Matt Stolz (play-by-play)
ONLINE AUDIO: AStateRedWolves.com
LIVE STATS: AStateRedWolves.com

SERIES HISTORY

Overall A-State leads 33-22
Last Meeting A-State W, 64-58 (3/6/14)
Location Jonesboro, Ark.
Streak A-State W1
In Jonesboro A-State leads 24-5
In Monroe, La. ULM leads 17-8
Neutral Site A-State leads 1-0


QUICK HITS

- A-State fell to 6-5 overall on the season and 1-1 in Sun Belt Conference play with a 74-73 loss to Appalachian State in its home SBC opener. The Red Wolves led for 26:28 of the game and had a 14-point lead with 10:18 remaining in the game, but couldn't hold on for the victory.
- Arkansas State fell to 4-3 (.571) in home conference openers under head coach John Brady as Coach Brady dropped his first ever contest against the Mountaineers of Appalachian State. A-State fell to 1-2 (.333) overall against Appalachian State, but will have a chance to play the Mountaineers again in just 11 days on Jan. 15 in Boone, N.C.
- The Red Wolves had several individual accolades as Anthony Livingston recorded his fourth straight double-double and fifth of the season with 21 points and 13 rebounds, while PJ Hardwick registered his first double-double of the season with 10 points and 15 assists, which was just two shy of Chico Fletcher's program record of 17 in a single game. Appalachian State outshot A-State 45.3 percent (29-64) to 42.9 percent (27-63) and outrebounded the Red Wolves 39-34 for the game.
- The 2014-15 campaign represents the program's 87th season as the Red Wolves have presently amassed a 1,148-1,082 all-time record (.515 win pct.) dating back their inaugural 1926-27 season. A-State has won at least 20 games in a season five times - 1986-87 (21-13), 1987-88 (21-14), 1988-89 (20-10), 1990-91 (23-9) and 1997-98 (20-9) since joining the NCAA-I ranks in 1970-71.
- A-State's 19 victories in the 2013-14 season (19-13 record) tied for the second most single-season wins since 1997-98 and also marked a tie for the highest win total in head coach John Brady's A-State coaching career. The Red Wolves went 19-12 overall in 2012-13, which was the program's most wins since 1997-98 (20-9 record). A-State has achieved 17 wins or more in a campaign five of the last six seasons to date and the Red Wolves have posted a 92-79 record (.538) since the 2009-10 season.
- A-State has compiled double-digit victories in 17 of the last 19 seasons after Tuesday's win vs. USA. The Red Wolves have won at least 15 games or more on 11 occasions, including four of the last five seasons.
- Arkansas State travels to ULM for its second road conference contest of the season. This game will also mark the second straight time A-State plays a team coming off a bye date in SBC play.


A-STATE PROJECTED STARTING LINEUP



1 Cameron Golden
6-0 • 158 • Jr. • Guard
PPG RPG APG
14.8 3.5 3.1



5 PJ Hardwick
5-10 • 167 • RSo. • Guard
PPG RPG APG
5.3 3.8 7.0



12 Sean Gardner
6-5 • 178 • R.Jr. • Guard
PPG RPG APG
14.5 4.5 0.9



24 Anthony Livingston
6-8 • 230 • So. • Forward
PPG RPG BPG
16.8 9.3 1.1



33 Nouhoum Bocoum
6-10 • 270 • Jr. • Center
PPG RPG BPG
7.5 6.0 0.6

Athletics Media Relations

ARKANSAS STATE UNIVERSITY

P.O. Box 1000

State University, Ark. 72467

Telephone – (870) 972-2541, Fax – (870) 972-

3367, Press Row – (870) 972-2541

Athletics Website – AStateRedWolves.com

MBB Contact – Dennen Cuthbertson,

Assistant Athletics Media Relations Director

mcuthbertson@astate.edu

Jerry Scott, Assistant Athletics Director/

Athletics Media Relations Director

(870) 972-3405 / jscott@astate.edu

Chris Graddy,

Assistant Athletics Media Relations Director

(870) 972-2707/ cgraddy@astate.edu

MEDIA INFORMATION

CREDENTIALS

Working press credentials can be requested by contacting Dennen Cuthbertson at (870) 972-2541 or via email at mcuthbertson@astate.edu. Full season and single-game credentials will be mailed whenever possible. If not, they will be left at the Media Will Call table located on the lower level to the left of the green entrance of the A-State Convocation Center.

MEDIA ROOM

Enter the media room from the lower level, beneath the blue portal. Please do not attempt to access the media room from the entrance beneath the yellow portal. Game notes, flipcards and refreshments will be provided to credentialed media.

POST-GAME INTERVIEWS

The A-State locker room is closed to all media members. Head coach John Brady and requested assistant coaches and players will be available for interviews following a brief cooling off period. At A-State's home games, all post-game coach and player interviews will be in the media room.

PRACTICE COVERAGE

A-State men's basketball practices are closed to the media with the exception of the last 10 minutes of practice. Players and coaches are available for interviews following practice. Please contact Dennen Cuthbertson in the A-State Athletics Media Relations office prior to practice to arrange interviews. Please be respectful during practice, no food or loud conversation and silence your cell phones.

BASKETBALL GAME NOTES/RELEASES

All Red Wolves men's basketball game notes can be obtained as a PDF document via the A-State Athletics official website at AStateRedWolves.com. To be added to the email broadcast for men's basketball releases, contact Dennen Cuthbertson in the A-State Athletics Media Relations office at mcuthbertson@astate.edu. Game notes will be made available at least 24 hours prior to the next scheduled A-State men's basketball game and a post-game recap will be distributed within two hours following a game's conclusion.



A-STATE/ULM SERIES HISTORY

- ULM is A-State's seventh most played rivalry with 55 meetings between the two schools. Arkansas State leads the series 33-22 (.600) after splitting last season's two meetings. A-State leads 24-5 (.828) in meetings in Jonesboro, while the Warhawks hold a 17-8 (.680) advantage in games in Monroe, La. The two squads have met once on a neutral floor with A-State winning that contest. A-State head coach John Brady is 12-2 all-time against ULM, including a 9-2 mark as A-State's head man. ULM's Keith Richard is 6-9 against the Red Wolves. He was 5-2 against A-State as Louisiana Tech's head coach from 1998-2001, but is only 1-7 against A-State as ULM's head coach.
- Arkansas State won the last contest by a score of 64-58 in Jonesboro on March 6, 2014. Melvin Johnson III scored 17 points to lead the Red Wolves, while Ed Townsel (13) and Kendrick Washington (12) also scored in double figures. ULM outshot the Red Wolves by a slim margin of 39.6 percent (21-53) to 37.7 percent (20-53) and also held the rebounding edge 39-35, but A-State only had 11 turnovers to ULM's 16 and shot 17-25 (68 percent) from the charity stripe to the Warhawks' 11-19 (57.9 percent).
- ULM won last season's meeting in Monroe at Fant-Ewing Coliseum by a score of 72-65 to snap a seven-game winning streak for the Red Wolves. Melvin Johnson III scored 27 points to lead the Red Wolves, while Kirk Van Slyke was the only other scorer in double figures for A-State with 15 points. ULM outshot the Red Wolves 46.3 percent (25-54) to 41.2 percent (21-51) and outrebounded A-State 33-29. The Warhawks also outscored A-State 40-10 in the paint and only committed seven turnovers to A-State's 14.

LAST TIME OUT

- Arkansas State lost to Appalachian State 74-73 in heartbreaking fashion as the Red Wolves led for more than 26 minutes of the game and held a 14-point lead with 10:18 remaining in the contest. Appalachian State's Milos Kostic, who entered the game with two points all season, scored 11 points, all in the second half. He connected on 3-4 from beyond the arc and had the game-winning layup after an offensive rebound. Frank Eaves scored 22 points to lead all scorers in the game.
- Anthony Livingston tallied his fourth straight double-double and fifth of the season with 21 points and 13 rebounds, while Sean Gardner (17), Cameron Golden (11), and PJ Hardwick (10) all scored in double figures. Hardwick dished out 15 assists, two shy of Chico Fletcher's program record 17, to record his first double-double of the season. A-State was outshot by Appalachian State 45.3 percent (29-64) to 42.9 percent (27-63) and outrebounded by the Mountaineers 39-35, but A-State only had 10 turnovers to Appalachian State's 11 and shot 13-14 (92.9 percent) from the free throw line, while the Mountaineers were only 10-19 (52.6 percent). Appalachian State's bench outscored the Red Wolves' bench 25-12 and the Mountaineers shot 12-20 (60 percent) and grabbed eight offensive rebounds over the final 10:18 to erase their 14-point deficit.
- The Red Wolves' loss to Appalachian State drops Arkansas State to 1-2 overall in the series and has lost two straight after taking the first meeting back in the 1990-91 season. It was also John Brady's first time coaching against Appalachian State. The Red Wolves and Mountaineers play in Boone, N.C., on Jan. 15.

SCOUTING ULM

- The Warhawks enter the game with a 6-6 record and 0-1 mark in conference play. ULM has four wins over non-DI opponents this year, but also defeated UAB 74-65 on the road and Northwestern State 82-74 at home. They also took No. 8 Florida to overtime before eventually falling by a score of 61-56. The Warhawks lost to the SBC's preseason number one team, Georgia State, by a score of 65-45 in the team's last game after leading 26-23 at halftime.
- Tylor Ongwae leads the team in scoring with a 14.6 PPG average and is second in rebounding with 6.1 RPG. Nick Coppola is the only other scorer averaging double figures with 10.3 PPG and he is the team's leader with 4.3 APG. Majok Deng is the team's leader in rebounds with 7.0 RPG and blocks with 2.2 BPG. Justin Roberson is the team's leader in steals with a 1.3 SPG average.
- Appalachian State's head coach Keith Richard is in his fifth season as ULM's head coach and has compiled a 30-96 record (.238) at ULM. He has an overall record of 180-213 (.458) in 14 years after he was the head man at Louisiana Tech from 1998-2007. He played at ULM from 1978-82 and led the team in assists twice.

2014-15 Sun Belt Conference Standings

<u>Team</u>	<u>Conference</u>		<u>Overall</u>	
Georgia State	2-0	1.000	9-4	.692
UT Arlington	2-0	1.000	8-4	.667
Louisiana-Lafayette	2-0	1.000	8-5	.615
Appalachian State	1-0	1.000	4-6	.400
Georgia Southern	1-1	.500	8-3	.727
Texas State	1-1	.500	7-4	.636
Arkansas State	1-1	.500	6-5	.545
ULM	0-1	.000	6-6	.500
Troy	0-2	.000	5-6	.455
UALR	0-2	.000	5-7	.417
South Alabama	0-2	.000	2-10	.167



2014-15

Preseason All-Conference

FIRST TEAM

Name	School	Year	Pos.
Jelani Hewitt	Georgia Southern	Sr.	G
Ryan Harrow	Georgia State	Sr.	G
R.J. Hunter	Georgia State	Jr.	G
Shawn Long	Louisiana-Lafayette	Sr.	F
Lonnie McClanahan	UT Arlington	Sr.	G

SECOND TEAM

Name	School	Year	Pos.
Josh Hagins	UALR	Jr.	G
James White	UALR	Jr.	F
Xavian Rimmer	Louisiana-Lafayette	Sr.	G
Tylor Ongwae	ULM	Sr.	F
Emani Grant	Texas State	Jr.	F

THIRD TEAM

Name	School	Year	Pos.
Tab Hamilton	Appalachian State	Sr.	G
Trent Wiedeman	Georgia Southern	Sr.	G
Curtis Washington	Georgia State	Sr.	F
Jamel Outler	UT Arlington	Sr.	G
Kevin Thomas	Troy	Sr.	F

Preseason Player of the Year
R.J. Hunter, Georgia State

2014-15 Coaches Preseason Poll

(Points & First-Place Votes)

1. Georgia State – 121 pts. (11)
2. Louisiana-Lafayette – 110 pts.
3. UALR – 94 pts.
4. UT Arlington – 74 pts.
5. Arkansas State – 73 pts.
6. ULM – 69 pts.
7. Texas State – 43 pts.
8. Troy – 42 pts.
- 9T. Georgia Southern – 38 pts.
- 9T. South Alabama – 38 pts.
11. Appalachian State – 23 pts.

2014-15 Preseason Honors

Athlon Sports
A-State – 7th in Sun Belt Conference

College Sports Madness
Cameron Golden – All-SBC Fourth Team

Lindy's Sports
A-State – 6th in Sun Belt Conference

Sporting News
A-State – 5th in Sun Belt Conference

Blue Ribbon Yearbook
A-State – 4th in Sun Belt Conference

Double-double Livingston: Sophomore forward Anthony Livingston registered his fourth straight double-double and fifth of the season with 21 points and 13 rebounds, both team-highs, against Appalachian State on Saturday night. He leads A-State in points per game (16.8), rebounds per game (9.3), field-goal percentage (50.4 percent), and blocks per game (1.1). The PPG mark ranks as fourth in the conference and 101st in the nation, while the field-goal percentage is fourth in the SBC and 91st in the country. His RPG mark is first in the conference and 26th in the nation, while his defensive rebounds per game average of 6.9 is first in the conference and 16th in the nation. The five double-doubles lead the SBC and rank him 30th in the country.

Passing with PJ: A-State redshirt sophomore point guard PJ Hardwick dished out 15 assists and scored 10 points against Appalachian State for his first double-double of the year. The 15 assists were just two assists shy of Chico Fletcher's program record of 17 and are the second most in the nation in a single game this season, trailing Ohio State's Shannon Scott, who has 16 in a game. He has a remarkable 32-1 assists-to-turnover ratio over the last three games. He leads the team with 63 assists for a 7.0 APG average despite missing the first two games of the year. The APG mark ranks first in the conference and 6th in the nation, while he has a 3.15 assist-to-turnover ratio that ranks first in the conference and 21st in the country. The 63 assists rank second in the conference and 69th in the nation.

The Golden Rule: Junior guard Cameron Golden scored 11 points against Appalachian State and is second on the squad with a 14.8 PPG mark. The PPG average ranks him eighth in the conference. He is team's leader in steals with a 1.8 SPG mark, a total that ranks seventh in the SBC and 102nd in the nation. He is second on the team in assists per game with 3.1, an average that ranks ninth in the SBC.

Doubling Up: A-State has had at least three players score in double figures in 10 of its 11 games this season, with the only exception being the Purdue contest. A-State had its second contest with four players in double figures against Appalachian State. Anthony Livingston scored 21 to lead the team, while Sean Gardner scored 17, Cameron Golden scored 11, and PJ Hardwick scored 10.

Gardner Earns CSM Award: Redshirt junior guard Sean Gardner was named the College Sports Madness SBC Men's Basketball Player of the Week after scoring 23 points in A-State's 74-69 win over Niagara. He was 9-14 from the field, including 3-8 from three point range, and also had three rebounds and an assist. He scored the second most points on the team against Appalachian State with 17. He is third on the team in scoring (14.5 PPG) and is responsible for three of A-State's top-five scoring games this season. His PPG mark ranks 10th in the Sun Belt Conference and he ranks first in the Sun Belt Conference in three-point field-goal percentage at 38.9 percent, a mark that also places him 69th in the nation. He is second in the conference in three-point field goals per game at 2.55 and ranks 86th in the country in that category.

Taking A Team's Best Punch: The Red Wolves have five games against SBC opponents after they come off a bye date in conference play, the most in the conference. Appalachian State had a bye on the first conference date before their game with A-State and ULM has byes before both of its matchups with Arkansas State.

Nouhoum, No Problem: A-State junior center Nouhoum Bocoum has drawn six consecutive starts since coming off the bench in the first five games of the season. He only scored two points against South Alabama but grabbed four rebounds. Bocoum also has one of the team's double-doubles this season with a 10-point, 10-rebound effort against Purdue off the bench. He is fourth on the team in scoring (7.5 PPG) and second in rebounding (6.0 RPG).

No Rest For the Weary: Cameron Golden, Anthony Livingston, and Sean Gardner are all in the top-four in minutes played in the Sun Belt Conference and top-50 in the nation. Golden is first in the SBC and 23rd in the nation with 36:21 per game. Livingston and Gardner are tied for fourth in the conference and 50th in the nation with 35:16 per game. PJ Hardwick has also entered the top-10 in the conference with 33:40 per game in the nine games he's played this season, ranking him seventh in the SBC.

National and SBC Rankings: Arkansas State ranks fifth in the conference and 34th in the nation in fewest turnovers with 144 and A-State is also sixth in the nation in fewest fouls with 176. The Red Wolves are fifth in the conference and 77th in the country in three-point field-goal percentage defense with opponents shooting just 30.5 percent. A-State is also sixth in the conference in total rebounds per game and 96th in the nation with an average of 37.00.

20/20: Sophomore forward Anthony Livingston accomplished a feat that no A-State player had done since the 1993-94 season. He scored 20 points and grabbed 20 rebounds against Marshall, while also tying for the team lead with four assists and leading the team with three blocked shots. It was the first time since Jan. 29, 1994 that an A-State player had scored 20 points and had 20 rebounds. On that date, A-State's Jeff Clifton tallied 43 points and had 25 boards against UALR. He was named the College Sports Madness SBC Player of the Week for his efforts in that game and against Mississippi State (eight points and seven rebounds).

Brady's Homecoming A Success: A-State head coach John Brady returned to Mississippi State Wednesday, Dec. 17 and came away with a 69-55 win. He earned his master's degree from Mississippi State and was a graduate assistant coach for the Bulldogs in 1977. After a high school head coaching stint, Brady returned to Mississippi State as an assistant coach and was with the Bulldogs for eight seasons from 1982-90. He served as the primary recruiter for head coach Richard Williams the last four years of his tenure.

Number 100: Arkansas State head coach John Brady recorded his 100th win as A-State's head coach with the 67-49 victory over UCA on December 1. He became the fifth coach to register at least 100 wins at Arkansas State joining John Rauth, Nelson Catalina, Dickey Nutt, and Marvin Adams. Adams is the coach above Brady with 111 wins that he tallied from 1976-84.

A-STATE'S RECORD WHEN...

At home	2-3
On the road	4-2
At a neutral site	0-0
Leading at half	3-3
Trailing at half	3-1
Tied at half	0-1
In overtime	1-0
Coming off a win	4-2
Coming off a loss	2-3
A-State scores first	4-1
Opponent scores first	2-4
In 1-4 point games	1-2
In 5-9 point games	2-2
In 10-14 point games	1-0
In 15 or more point games	2-1
Leading with 5 minutes left in regulation	4-1
Trailing with 5 minutes left in regulation	1-4
Tied with 5 minutes left in regulation	1-0
Scoring less than 50 points	0-1
Scoring 50-59 points	0-1
Scoring 60-69 points	4-1
Scoring 70-79 points	1-2
Scoring 80-89 points	0-0
Scoring 90-99 points	1-0
Scoring 100 or more points	0-0
Allowing less than 50 points	1-0
Allowing 50-59 points	2-0
Allowing 60-69 points	3-1
Allowing 70-79 points	0-3
Allowing 80-89 points	0-1
Allowing 90-99 points	0-0
Allowing 100 or more points	0-0
Better than 50% FG	2-1
Less than 50% FG	4-4
Opponent at or better than 50% FG	0-1
Opponent less than 50% FG	6-4
Outshooting opponent	2-1
Outshot by opponent	3-4
Same number of shots	1-0
Better than or at 50% 3-PT FG	0-1
Less than 50% 3-PT FG	6-4
Opponent better than or at 50% 3-PT FG	0-0
Opponent less than 50% 3-PT FG	6-5
Better than or at 50% FT	6-5
Less than 50% FT	0-0
Opponent better than or at 50% FT	5-5
Opponent less than 50% FT	1-0
Shooting more free throws than opponent	4-1
Shooting less free throws than opponent	2-4
Free throws are even	0-0
A-State starters outscore opponents	6-3
Opponent's starters outscore A-State	0-2
Starter scoring is even	0-0
Bench scores in double-digits	3-3
Bench outscores opponent	2-0
Opponent bench outscores A-State	3-4
Bench scoring is even	1-1
No A-State players score in double figures	0-0
One player scores in double figures	0-0
Two players score in double figures	0-1
Three or more players score in double figures	6-4
Outrebounding opponent	5-1
Outrebounded by opponent	1-3
Rebounds are even	0-1
10 or more assists	5-3
10 or more steals	1-0
5 or more blocks	1-0
Forcing more turnovers than opponent	2-1
Committing more turnovers than opponent	4-3
Turnovers are even	0-1
In November	0-2
In December	6-2
In January	0-1
In February	0-0
In March	0-0

HEAD COACH JOHN BRADY



A proven winner in the collegiate coaching ranks, John Brady's vision of taking the Arkansas State men's basketball program to the highest competitive level nationally has made the two entities a perfect match.

Brady has certainly become accustomed to success throughout his distinguished coaching career as evidenced by a Final Four appearance and 380 career

victories.

The past two seasons (2012-13 and 2013-14) clearly illustrate Brady's success as A-State has compiled back-to-back 19-win seasons to represent the Red Wolves' most single-season victories since 1997-98 campaign. The 2012-13 team posted a 19-12 overall mark and claimed a Sun Belt Conference (SBC) West Division Championship title while the 2013-14 squad registered a 19-13 overall record.

A new era in A-State men's basketball history began on March 19, 2008 when Brady was announced as the Red Wolves' 15th head coach in the program's history.

Brady has wasted little time making a positive impact on the A-State program as in his initial three years at the helm, he turned the Red Wolves into a success story on the court by capturing a share of the Sun Belt Conference's Western Division Championship title in 2010-11 along with compiling double-digit SBC wins back-to-back for the first time in nearly 20 years and going 13-0 at home.

During his first season with the Red Wolves, Brady helped lead A-State to one of the best starts in program history and achieved the No. 22 ranking on Collegeinsider.com's Top 25 poll.

Brady would take the Red Wolves a step further in his second season (2009-10), improving their record to 17-14 while making a Sun Belt Conference Tournament Semifinal appearance and finishing second in the SBC's West Division. For his efforts, Brady was named Sun Belt Coach of the Year and the District VII Coach of the Year by the USBWA.

For the 2009-10 season, A-State registered an 11-7 SBC record which signified its best conference mark since the 2006-07 campaign when A-State achieved an identical league mark. A-State's 11 wins represented the seventh time in which the Red Wolves compiled a double-digit league victories total since joining the Sun Belt. A-State would then duplicate its SBC wins in the 2010-11 season by finishing with an 11-5 conference ledger.

Prior to Arkansas State, Brady spent 10-plus seasons serving as LSU's head coach. During his tenure at the school, Brady guided the Tigers to six post-season berths, two Southeastern Conference (SEC) Championship crowns and three SEC Western Division titles. With his success, Brady was tabbed as the SEC Coach of the Year twice (1999-00 and 2005-06).

Brady's 16-year tenure as a head coach at both LSU and Samford in Birmingham, Alabama, has been decorated with achievements. He has coached a combined 25 All-TAAC and SEC selections, 48 academic all-conference choices, posted 11 winning seasons and collected five division championships. Brady compiled up the third most wins in LSU history with 192 and left Samford after the 1996-97 season as the Bulldog's all-time leader in coaching victories (89) as well.

Brady quickly turned around an LSU's men's basketball program that had suffered four consecutive losing seasons prior to his arrival, leading the Tigers to a 28-6 record, an SEC Championship and an NCAA Sweet 16 appearance in just his third season (1999-00) at the helm. Under Brady's direction, the Tigers recorded six consecutive winning seasons from 2001-02 to 2006-07 while making three trips to the NCAA Tournament and two more to the NIT. The 2005-06 campaign saw LSU post a 27-9 overall record and advance to the Final Four for the first time in 20 years.

Not only did Brady coach the Tigers to 23 wins versus ranked opponents, he also led them to victories over two teams ranked No. 1 in the Associated Press Poll (Arizona in 2002-03 and Duke in 2005-06). Additionally, he orchestrated a 19-game home win-

ning streak over SEC opponents, the third longest stretch in LSU history.

While at LSU, Brady coached two NBA Lottery picks and six current NBA players. The Tigers signed nine Parade All-Americans and four McDonald All-Americans under Brady, who also coached three SEC Players of the Year, four players named SEC Freshman of the Year, one SEC Scholar-Athlete of the Year and 17 All-SEC selections.

Prior to taking over the reigns at LSU, Brady served as Samford's head coach from 1991-92 through 1996-97. He quickly turned around a Samford program, which was coming off six straight losing seasons, by guiding the Bulldogs to a 17-10 overall record in just his second season. Brady went on to lead Samford to three consecutive winning seasons (1995-97) for the first time since 1982-84, culminating in a 19-9 overall record and division crown in 1997. SU placed first in the Trans America Athletic Conference's (TAAC) West Division in each of Brady's final two seasons for the first time in program history.

Brady's four winning seasons at Samford represented the first for any coach at the school. He directed SU to an 89-77 record after the Bulldogs went 27-83 the four seasons prior to his initial year. Brady coached eight All-TAAC and 14 Academic All-TAAC student-athletes over six seasons at Samford.

A native of McComb, Miss., native, Brady earned his bachelor's degree from Belhaven College in 1976. He was a three-year starter at BC and scored over 1,000 career points. Brady, a two-time All-Southern States Conference selection, was inducted into his alma mater's Hall of Fame.

Brady began his coaching career as a graduate assistant for the Mississippi State men's basketball program where he earned his master's degree from 1976-77. Brady took his first head coaching position in 1977 at Louisiana's Crowley High School and led the basketball squad to a 129-49 (.725) overall record in five seasons. He was honored as the 1981 Louisiana Sports Writers Association Class 3-A Coach of the Year.

Brady returned to the college coaching ranks in 1982 as an assistant coach at Mississippi State. He spent eight years with the Bulldogs, the first four seasons under coach Bob Hoyt and the proceeding four as a chief recruiter for coach Richard Williams. Following his tenure at MSU, Brady returned to Louisiana to serve as an assistant coach at the University of New Orleans. Brady helped lead UNO to a NCAA Tournament berth in his only season with the Privateers.

BRADY'S YEAR-BY-YEAR AT A-STATE

SEASON	OVERALL			CONFERENCE			FINISH
	W	L	Pct.	W	L	Pct.	
2008-09	13	17	.434	5	13	.278	7th-West
2009-10	17	14	.548	11	7	.611	2nd-West
2010-11	17	15	.531	11	5	.687	WD Champs
2011-12	14	20	.412	6	10	.375	5th-West
2012-13	19	12	.633	12	8	.600	WD Champs
2013-14	19	13	.594	10	8	.556	4th
2014-15	6	5	.545	1	1	.500	
TOTALS	105	96	.522	56	52	.519	

WD – West Division Champions

BRADY'S A-STATE RECORD BREAKDOWN

MONTH	OVERALL	HOME	AWAY	NEUTRAL
NOVEMBER	18-18	10-4	8-10	0-4
DECEMBER	31-21	21-5	10-16	0-0
JANUARY	28-24	21-8	7-16	0-0
FEBRUARY	22-23	15-5	7-18	0-0
MARCH	6-10	1-2	0-3	5-5

CAREER TOTAL – 105-96

HOME – 68-24;

AWAY – 32-63;

NEUTRAL – 5-9



2014-15 Arkansas State Men's Basketball Roster

NO.	NAME	HT.	WT.	YR.	POS.	Ex.	HOMETOWN/LAST SCHOOL
0	Daijon Macklien	6-1	195	So.	G	JC	Los Angeles, Calif./Chattahoochee Valley CC
1	Cameron Golden	6-0	158	Jr.	G	2L	Memphis, Tenn./Ridgeway
2	Connor Kern	6-4	189	Fr.	G	HS	Pickerington, Ohio/Pickerington Central
3	Devin Carter*	6-4	209	Jr.	G	TR	Champaign, Ill./Kent State
4	Josh Pierre	6-0	184	Jr.	G	2L	Baton Rouge, La./Stillwater, Okla.
5	PJ Hardwick	5-11	167	RSo.	G	TR	Miami, Fla./North Texas
10	Frederic Dure	6-5	165	Jr.	G	JC	Montreal, Quebec/Sheridan College
11	Charles Waters	6-6	186	Jr.	F	JC	Memphis, Tenn./Southwest Tennessee CC
12	Sean Gardner	6-5	178	RJr.	G	RS	Memphis, Tenn./Motlow JC
13	C.J. Foster	6-3	180	So.	G	JC	Lilburn, Ga./Roane State
14	Kelvin Downs	6-9	230	Jr.	F	2L	Arlington, Texas/Juan Seguin
20	Josh Bowling	6-5	205	Fr.	F	HS	Benton, Ark./Benton
24	Anthony Livingston	6-8	230	So.	F	JC	Washington, D.C./San Jacinto College
33	Nouhoum Bocoum	6-10	270	Jr.	C	JC	Harlem, N.Y./Paris JC

* – Ineligible 2014-15 season due to NCAA Transfer Rule

Coaching Staff:

HEAD COACH: John Brady (7th Year)

ASSOCIATE HEAD COACH: Melvin Haralson (4th Year)

ASSISTANT COACHES: Carlos Wilson (1st Year), Mike Scutero (1st year)

DIRECTOR OF BASKETBALL OPERATIONS: Kyle Drake (1st Year)

Pronunciation Guide:

Nouhoum Bocoum - NA-hoom BA-coom

Daijon Macklien - DAY-john MAC-clean

Red Wolves by State/Country

Tennessee (3)

Memphis - Cameron Golden

Memphis - Charles Waters

Memphis - Sean Gardner

Arkansas (1)

Benton - Josh Bowling

California (1)

Los Angeles - Daijon Macklien

Florida (1)

Miami - PJ Hardwick

Georgia (1)

Lilburn - C.J. Foster

Illinois (1)

Champaign - Devin Carter

Louisiana (1)

Baton Rouge - Josh Pierre

New York (1)

Harlem - Nouhoum Bocoum

Ohio (1)

Pickerington - Connor Kern

Texas (1)


Arlington - Kelvin Downs

District of Columbia (1)

Washington, D.C. - Anthony Livingston

Canada (1)

Montreal, Quebec - Frederic Dure




0 – Dajon Macklien

Sophomore - Guard
6-1 - 195
Los Angeles, Calif.



1 – Cameron Golden

Junior - Guard
6-0 - 158
Memphis, Tenn.



2 – Connor Kern

Freshman - Guard
6-4 - 189
Pickerington, Ohio



3 – Devin Carter

Junior - Guard
6-4 - 209
Champaign, Ill.




4 – Josh Pierre

Junior - Guard
6-0 - 184
Baton Rouge, La.



5 – PJ Hardwick

R-Sophomore - Guard
5-10 - 167
Miami, Fla.




10 – Frederic Dure

Junior - Guard
6-5 - 165
Montreal, Quebec



11 – Charles Waters

Junior - Forward
6-6 - 186
Memphis, Tenn.




12 – Sean Gardner

R-Junior - Guard
6-5 - 178
Memphis, Tenn.




13 – C.J. Foster

Sophomore - Guard
6-3 - 180
Lilburn, Ga.



14 – Kelvin Downs

Junior - Forward
6-9 - 230
Arlington, Texas




20 – Josh Bowling

Freshman - Forward
6-5 - 205
Benton, Ark.




22 – Tyler Cordon

Freshman - Forward
6-7 - 225
Kailua, Hawaii



24 – Anthony Livingston

Sophomore - Forward
6-8 - 230
Washington, D.C.



25 – Ronnie White

Junior - Forward
6-9 - 225
Chicago, Ill.



33 – Nouhoum Bocoum

Junior H Center
6-10 H 270
Harlem, N.Y.



John Brady

Head Coach
7th Season



Melvin Haralson

Associate Head Coach
4th Season



Carlos Wilson

Assistant Coach
1st Season



Mike Scutero

Assistant Coach
1st Season



2014-15 RADIO/TV ROSTER





Arkansas State Combined Team Statistics (as of Jan 03, 2015)

All games



RECORD:	OVERALL	HOME	AWAY	NEUTRAL
ALL GAMES	6-5	2-3	4-2	0-0
CONFERENCE	1-1	0-1	1-0	0-0
NON-CONFERENCE	5-4	2-2	3-2	0-0

##	Player	gp-gs	min	avg	Total		3-Point		F-Throw		Rebounds				pf	dq	a	to	blk	stl	pts	avg
					fg-fga	fg%	3fg-fga	3fg%	ft-fa	ft%	off	def	tot	avg								
24	Livingston, Anthon	11-11	388	35.3	68-135	.50	13-29	.44	36-56	.64	26	76	102	9.3	22	0	11	33	12	8	185	16.8
01	Golden, Cameron	11-11	400	36.4	56-144	.38	27-80	.33	24-34	.70	7	31	38	3.5	26	1	34	18	3	20	163	14.8
12	Gardner, Sean	11-11	388	35.3	60-131	.45	28-72	.38	12-18	.66	15	35	50	4.5	23	1	10	17	4	8	160	14.5
33	Bocoum, Nouhou	11-6	206	18.7	32-69	.46	0-1	.00	19-27	.70	26	40	66	6.0	22	1	1	12	7	3	83	7.5
05	Hardwick, PJ	9-9	303	33.7	13-42	.31	0-1	.00	22-26	.84	8	26	34	3.8	17	0	63	20	0	9	48	5.3
14	Downs, Kelvin	11-5	193	17.5	17-42	.40	1-3	.33	11-17	.64	9	21	30	2.7	32	2	3	17	5	2	46	4.2
13	Foster, C.J.	7-2	101	14.4	5-12	.41	0-3	.00	9-12	.75	5	5	10	1.4	13	1	6	8	1	0	19	2.7
00	Macklien, Daijon	11-0	143	13.0	9-23	.39	3-9	.33	3-4	.75	3	9	12	1.1	7	0	10	11	0	4	24	2.2
11	Waters, Charles	9-0	68	7.6	7-14	.50	0-0	.00	3-4	.75	4	10	14	1.6	9	0	0	5	2	5	17	1.9
25	White, Ronnie	3-0	26	8.7	1-4	.25	0-0	.00	3-4	.75	2	8	10	3.3	4	0	0	1	0	0	5	1.7
04	Pierre, Josh	4-0	9	2.3	0-1	.00	0-1	.00	0-0	.00	0	1	1	0.3	0	0	0	0	0	1	0	0.0
Team											23	17	40		1		2					
Total.....		11	2225		268-617	.43	72-199	.36	142-202	.70	128	279	407	37.0	176	6	138	144	34	60	750	68.2
Opponents.....		11	2225		266-653	.40	76-249	.30	123-201	.61	142	249	391	35.5	186	-	122	132	33	66	731	66.5

TEAM STATISTICS	ASU	OPP	Date	Opponent	Score	Att.
SCORING	750	731	11/17/14	UT MARTIN	L 73-75	1517
Points per game	68.2	66.5	11/25/14	LAMAR	L 58-63	1534
Scoring margin	+1.7	-	12/1/14	at Central Arkansas	W 67-49	1734
FIELD GOALS-ATT	268-617	266-653	12/6/14	BELHAVEN	W 95-68	1406
Field goal pct	.434	.407	12/10/14	at Purdue	L 46-87	9964
3 POINT FG-ATT	72-199	76-249	12/13/14	at TOLEDO	L 65-73	4445
3-point FG pct	.362	.305	12-17-14	at Mississippi State	W 69-55	5390
3-pt FG made per gam	6.5	6.9	12/20/14	MARSHALL	W 67-58	1781
FREE THROWS-ATT	142-202	123-201	12/23/14	at Niagara	W 74-69	909
Free throw pct	.703	.612	* 12/30/14	at South Alabama	Wot 63-60	1682
F-Throws made per ga	12.9	11.2	* 1/3/15	APPALACHIAN STATE	L 73-74	1628
REBOUNDS	407	391	* - Conference game			
Rebounds per game	37.0	35.5				
Rebounding margin	+1.5	-				
ASSISTS	138	122				
Assists per game	12.5	11.1				
TURNOVERS	144	132				
Turnovers per game	13.1	12.0				
Turnover margin	-1.1	-				
Assist/turnover ratio	1.0	0.9				
STEALS	60	66				
Steals per game	5.5	6.0				
BLOCKS	34	33				
Blocks per game	3.1	3.0				
ATTENDANCE	7866	24124				
Home games-Avg/Gam	5-1573	6-4021				
Neutral site-Avg/Game	-	0-0				

Score by Periods	1st	2nd	OT	Totals
Arkansas State	364	376	10	750
Opponents	364	360	7	731



Arkansas State Combined Team Statistics (as of Jan 03, 2015)

Conference games



RECORD:	OVERALL	HOME	AWAY	NEUTRAL
ALL GAMES	1-1	0-1	1-0	0-0
CONFERENCE	1-1	0-1	1-0	0-0
NON-CONFERENCE	0-0	0-0	0-0	0-0

##	Player	gp-gs	min	avg	Total		3-Point		F-Throw		Rebounds				pf	dq	a	to	blk	stl	pts	avg
					fg-fga	fg%	3fg-fga	3fg%	ft-fa	ft%	off	def	tot	avg								
24	Livingston, Anthon	2-2	80	40.0	15-33	.45	2-6	.33	5-6	.83	7	19	26	13.0	1	0	1	4	1	2	37	18.5
12	Gardner, Sean	2-2	79	39.5	10-26	.38	4-11	.36	2-2	1.000	3	3	6	3.0	3	0	1	5	1	1	26	13.0
01	Golden, Cameron	2-2	78	39.0	9-25	.36	4-13	.30	3-6	.50	2	7	9	4.5	4	0	3	3	0	2	25	12.5
05	Hardwick, PJ	2-2	83	41.5	5-17	.29	0-1	.00	8-8	1.000	2	7	9	4.5	2	0	21	1	0	5	18	9.0
33	Bocoum, Nouhou	2-2	35	17.5	6-14	.42	0-0	.00	4-4	1.000	6	4	10	5.0	6	1	0	2	0	0	16	8.0
14	Downs, Kelvin	2-0	36	18.0	3-7	.42	1-1	1.000	1-2	.50	1	3	4	2.0	9	1	0	4	1	1	8	4.0
11	Waters, Charles	2-0	19	9.5	2-3	.66	0-0	.00	0-0	.00	1	2	3	1.5	2	0	0	1	2	1	4	2.0
13	Foster, C.J.	1-0	4	4.0	0-0	.00	0-0	.00	2-2	1.000	1	0	1	1.0	0	0	0	0	0	0	2	2.0
00	Macklien, Daijon	2-0	11	5.5	0-2	.00	0-0	.00	0-0	.00	2	2	4	2.0	0	0	0	1	0	0	0	0.0
Team											2	1	3					1				
Total.....		2	425		50-127	.39	11-32	.34	25-30	.83	27	48	75	37.5	27	2	26	22	5	12	136	68.0
Opponents.....		2	425		54-128	.42	10-37	.27	16-31	.51	32	52	84	42.0	26	-	14	27	7	13	134	67.0

TEAM STATISTICS	ASU	OPP	Date	Opponent	Score	Att.
SCORING	136	134	* 12/30/14	at South Alabama	Wot 63-60	1682
Points per game	68.0	67.0	* 1/3/15	APPALACHIAN STATE	L 73-74	1628
Scoring margin	+1.0	-	* - Conference game			
FIELD GOALS-ATT	50-127	54-128				
Field goal pct	.394	.422				
3 POINT FG-ATT	11-32	10-37				
3-point FG pct	.344	.270				
3-pt FG made per gam	5.5	5.0				
FREE THROWS-ATT	25-30	16-31				
Free throw pct	.833	.516				
F-Throws made per ga	12.5	8.0				
REBOUNDS	75	84				
Rebounds per game	37.5	42.0				
Rebounding margin	-4.5	-				
ASSISTS	26	14				
Assists per game	13.0	7.0				
TURNOVERS	22	27				
Turnovers per game	11.0	13.5				
Turnover margin	+2.5	-				
Assist/turnover ratio	1.2	0.5				
STEALS	12	13				
Steals per game	6.0	6.5				
BLOCKS	5	7				
Blocks per game	2.5	3.5				
ATTENDANCE	1628	1682				
Home games-Avg/Gam	1-1628	1-1682				
Neutral site-Avg/Game	-	0-0				

Score by Periods	1st	2nd	OT	Totals
Arkansas State	65	61	10	136
Opponents	63	64	7	134



Arkansas State Team Game-by-Game (as of Jan 04, 2015) All games



TEAM STATISTICS

Opponent	Date	Score		Total		3-Pointers		Free throws		Rebounds				pf	a	t/o	blk	stl	pts	avg
				fg-fga	pct	3fg-fga	pct	ft-fta	pct	off	def	tot	avg							
UT MARTIN	11/17/	73-75	L	26-45	.57	6-11	.54	15-20	.75	4	23	27	27.0	18	6	16	1	6	73	73.0
LAMAR	11/25/	58-63	L	19-46	.41	5-17	.29	15-25	.60	12	20	32	29.5	17	8	15	3	3	58	65.5
at Central Arkansas	12/1/1	67-49	W	26-58	.44	6-19	.31	9-16	.56	17	20	37	32.0	16	10	14	7	11	67	66.0
BELHAVEN	12/6/1	95-68	W	34-68	.50	13-27	.48	14-15	.93	17	30	47	35.8	14	20	12	4	9	95	73.2
at Purdue	12/10/	46-87	L	17-57	.29	2-14	.14	10-14	.71	13	18	31	34.8	22	11	17	2	5	46	67.8
at TOLEDO	12/13/	65-73	L	25-58	.43	9-23	.39	6-8	.75	10	25	35	34.8	19	16	10	3	4	65	67.3
at Mississippi State	12-17-	69-55	W	24-46	.52	8-19	.42	13-24	.54	6	33	39	35.4	14	13	14	3	4	69	67.6
MARSHALL	12/20/	67-58	W	21-57	.36	5-20	.25	20-29	.69	13	36	49	37.1	13	12	14	4	2	67	67.5
at Niagara	12/23/	74-69	W	26-55	.47	7-17	.41	15-21	.71	9	26	35	36.9	16	16	10	2	4	74	68.2
at South Alabama	12/30/	63-60	Wo	23-64	.35	5-19	.26	12-16	.75	14	27	41	37.3	14	9	12	3	7	63	67.7
APPALACHIAN STAT	1/3/15	73-74	L	27-63	.42	6-13	.46	13-14	.92	13	21	34	37.0	13	17	10	2	5	73	68.2
Arkansas State		750		268-617	.434	72-199	.362	142-202	.703	128	279	407	37.0	176	138	144	34	60	750	68.2
Opponents		731		266-653	.407	76-249	.305	123-201	.612	142	249	391	35.5	186	122	132	33	66	731	66.5

Games played: 11
Points/game: 68.2
FG Pct: 43.4
3FG Pct: 36.2
FT Pct: 70.3

Rebounds/game: 37.0
Assists/game: 12.5
Turnovers/game: 13.1
Assist/turnover ratio: 1.0
Steals/game: 5.5
Blocks/game: 3.1



Arkansas State Team High/Low Analysis (as of Jan 04, 2015)
All games



Arkansas State - TEAM GAME HIGHS

POINTS	95	BELHAVEN (12/6/14)
	74	at Niagara (12/23/14)
	73	APPALACHIAN STATE (1/3/15)
	73	UT MARTIN (11/17/14)
	69	at Mississippi State (12-17-14)
FIELD GOALS MADE	34	BELHAVEN (12/6/14)
	27	APPALACHIAN STATE (1/3/15)
FIELD GOAL ATTEMPTS	68	BELHAVEN (12/6/14)
	64	at South Alabama (12/30/14)
FIELD GOAL PERCENTAGE	.578 (26-45)	UT MARTIN (11/17/14)
	.522 (24-46)	at Mississippi State (12-17-14)
3 PT FIELD GOALS MADE	13	BELHAVEN (12/6/14)
	9	at TOLEDO (12/13/14)
3 PT FG ATTEMPTS	27	BELHAVEN (12/6/14)
	23	at TOLEDO (12/13/14)
3 PT FG PERCENTAGE	.545 (6-11)	UT MARTIN (11/17/14)
	.481 (13-27)	BELHAVEN (12/6/14)
FREE THROWS MADE	20	MARSHALL (12/20/14)
	15	at Niagara (12/23/14)
	15	LAMAR (11/25/14)
	15	UT MARTIN (11/17/14)
FREE THROW ATTEMPTS	29	MARSHALL (12/20/14)
	25	LAMAR (11/25/14)
FREE THROW PERCENTAGE	.933 (14-15)	BELHAVEN (12/6/14)
	.929 (13-14)	APPALACHIAN STATE (1/3/15)
REBOUNDS	49	MARSHALL (12/20/14)
	47	BELHAVEN (12/6/14)
ASSISTS	20	BELHAVEN (12/6/14)
	17	APPALACHIAN STATE (1/3/15)
STEALS	11	at Central Arkansas (12/1/14)
	9	BELHAVEN (12/6/14)
BLOCKED SHOTS	7	at Central Arkansas (12/1/14)
	4	MARSHALL (12/20/14)
	4	BELHAVEN (12/6/14)
TURNOVERS	17	at Purdue (12/10/14)
	16	UT MARTIN (11/17/14)
FOULS	22	at Purdue (12/10/14)
	19	at TOLEDO (12/13/14)



Arkansas State High/Low Analysis (as of Jan 04, 2015)
All games



Opponent - GAME HIGHS

POINTS	87		at Purdue (12/10/14)
	75		UT MARTIN (11/17/14)
	74		APPALACHIAN STATE (1/3/15)
	73		at TOLEDO (12/13/14)
	69		at Niagara (12/23/14)
FIELD GOALS MADE	30		at Purdue (12/10/14)
	29		APPALACHIAN STATE (1/3/15)
FIELD GOAL ATTEMPTS	71		MARSHALL (12/20/14)
	65		at Mississippi State (12-17-14)
FIELD GOAL PERCENTAGE	.508	(30-59)	at Purdue (12/10/14)
	.473	(26-55)	UT MARTIN (11/17/14)
3 PT FIELD GOALS MADE	11		BELHAVEN (12/6/14)
	10		MARSHALL (12/20/14)
3 PT FG ATTEMPTS	38		MARSHALL (12/20/14)
	30		BELHAVEN (12/6/14)
3 PT FG PERCENTAGE	.400	(8-20)	UT MARTIN (11/17/14)
	.391	(9-23)	at Purdue (12/10/14)
FREE THROWS MADE	20		at TOLEDO (12/13/14)
	18		at Purdue (12/10/14)
FREE THROW ATTEMPTS	28		at Purdue (12/10/14)
	25		at TOLEDO (12/13/14)
FREE THROW PERCENTAGE	.833	(10-12)	at Mississippi State (12-17-14)
	.800	(20-25)	at TOLEDO (12/13/14)
REBOUNDS	45		at South Alabama (12/30/14)
	43		MARSHALL (12/20/14)
ASSISTS	21		at Purdue (12/10/14)
	15		at Niagara (12/23/14)
	15		at TOLEDO (12/13/14)
STEALS	11		UT MARTIN (11/17/14)
	8		at South Alabama (12/30/14)
	8		LAMAR (11/25/14)
BLOCKED SHOTS	8		at Purdue (12/10/14)
	6		at South Alabama (12/30/14)
TURNOVERS	21		at Central Arkansas (12/1/14)
	16		at South Alabama (12/30/14)
FOULS	25		MARSHALL (12/20/14)
	25		LAMAR (11/25/14)



Arkansas State High/Low Analysis (as of Jan 04, 2015)
All games



Arkansas State - GAME LOWS

POINTS	46		at Purdue (12/10/14)
	58		LAMAR (11/25/14)
	63		at South Alabama (12/30/14)
	65		at TOLEDO (12/13/14)
	67		at Central Arkansas (12/1/14)
	67		MARSHALL (12/20/14)
FIELD GOALS MADE	17		at Purdue (12/10/14)
	19		LAMAR (11/25/14)
FIELD GOAL ATTEMPTS	45		UT MARTIN (11/17/14)
	46		LAMAR (11/25/14)
	46		at Mississippi State (12-17-14)
FIELD GOAL PERCENTAGE	.298	(17-57)	at Purdue (12/10/14)
	.359	(23-64)	at South Alabama (12/30/14)
3 PT FIELD GOALS MADE	2		at Purdue (12/10/14)
	5		LAMAR (11/25/14)
	5		MARSHALL (12/20/14)
	5		at South Alabama (12/30/14)
3 PT FG ATTEMPTS	11		UT MARTIN (11/17/14)
	13		APPALACHIAN STATE (1/3/15)
3 PT FG PERCENTAGE	.143	(2-14)	at Purdue (12/10/14)
	.250	(5-20)	MARSHALL (12/20/14)
FREE THROWS MADE	6		at TOLEDO (12/13/14)
	9		at Central Arkansas (12/1/14)
FREE THROW ATTEMPTS	8		at TOLEDO (12/13/14)
	14		at Purdue (12/10/14)
	14		APPALACHIAN STATE (1/3/15)
FREE THROW PERCENTAGE	.542	(13-24)	at Mississippi State (12-17-14)
	.563	(9-16)	at Central Arkansas (12/1/14)
REBOUNDS	27		UT MARTIN (11/17/14)
	31		at Purdue (12/10/14)
ASSISTS	6		UT MARTIN (11/17/14)
	8		LAMAR (11/25/14)
STEALS	2		MARSHALL (12/20/14)
	3		LAMAR (11/25/14)
BLOCKED SHOTS	1		UT MARTIN (11/17/14)
	2		at Purdue (12/10/14)
	2		at Niagara (12/23/14)
	2		APPALACHIAN STATE (1/3/15)
TURNOVERS	10		at TOLEDO (12/13/14)
	10		at Niagara (12/23/14)
	10		APPALACHIAN STATE (1/3/15)
FOULS	13		MARSHALL (12/20/14)
	13		APPALACHIAN STATE (1/3/15)



Arkansas State High/Low Analysis (as of Jan 04, 2015)
All games



Opponent - GAME LOWS

POINTS	49		at Central Arkansas (12/1/14)
	55		at Mississippi State (12-17-14)
	58		MARSHALL (12/20/14)
	60		at South Alabama (12/30/14)
	63		LAMAR (11/25/14)
FIELD GOALS MADE	17		at Central Arkansas (12/1/14)
	21		at Mississippi State (12-17-14)
	21		MARSHALL (12/20/14)
FIELD GOAL ATTEMPTS	50		at Central Arkansas (12/1/14)
	53		LAMAR (11/25/14)
FIELD GOAL PERCENTAGE	.296	(21-71)	MARSHALL (12/20/14)
	.323	(21-65)	at Mississippi State (12-17-14)
3 PT FIELD GOALS MADE	3		at Mississippi State (12-17-14)
	4		at South Alabama (12/30/14)
3 PT FG ATTEMPTS	17		LAMAR (11/25/14)
	17		at Mississippi State (12-17-14)
	17		APPALACHIAN STATE (1/3/15)
3 PT FG PERCENTAGE	.176	(3-17)	at Mississippi State (12-17-14)
	.200	(4-20)	at South Alabama (12/30/14)
FREE THROWS MADE	6		MARSHALL (12/20/14)
	6		at South Alabama (12/30/14)
FREE THROW ATTEMPTS	8		MARSHALL (12/20/14)
	12		at Mississippi State (12-17-14)
	12		at South Alabama (12/30/14)
FREE THROW PERCENTAGE	.389	(7-18)	at Central Arkansas (12/1/14)
	.500	(6-12)	at South Alabama (12/30/14)
REBOUNDS	24		BELHAVEN (12/6/14)
	30		UT MARTIN (11/17/14)
ASSISTS	4		at Mississippi State (12-17-14)
	7		at South Alabama (12/30/14)
	7		APPALACHIAN STATE (1/3/15)
STEALS	2		at TOLEDO (12/13/14)
	2		at Niagara (12/23/14)
BLOCKED SHOTS	0		UT MARTIN (11/17/14)
	1		LAMAR (11/25/14)
	1		at Niagara (12/23/14)
	1		APPALACHIAN STATE (1/3/15)
TURNOVERS	5		at TOLEDO (12/13/14)
	9		at Mississippi State (12-17-14)
	9		at Niagara (12/23/14)
FOULS	11		at TOLEDO (12/13/14)
	12		at Purdue (12/10/14)
	12		APPALACHIAN STATE (1/3/15)



Arkansas State Individual Game-by-Game (as of Jan 04, 2015)

All games



#00 Macklien, Daijon

Opponent	Date	gs	min	Total		3-Pointers		Free throws		Rebounds				pf	a	t/o	blk	stl	pts	avg
				fg-fga	pct	3fg-fga	pct	ft-fa	pct	off	def	tot	avg							
UT MARTIN	11/17/		20	0-1	.00	0-1	.00	0-0	.00	0	0	0	0.0	1	2	3	0	0	0	0.0
LAMAR	11/25/		17	1-4	.25	0-1	.00	0-0	.00	0	1	1	0.5	2	0	0	0	0	2	1.0
at Central Arkansas	12/1/1		7	0-1	.00	0-1	.00	0-0	.00	0	0	0	0.3	2	0	1	0	0	0	0.7
BELHAVEN	12/6/1		6	2-4	.50	1-3	.33	0-0	.00	1	0	1	0.5	0	1	0	0	1	5	1.8
at Purdue	12/10/		17	2-3	.66	0-0	.00	0-0	.00	0	0	0	0.4	0	2	1	0	0	4	2.2
at TOLEDO	12/13/		21	2-2	1.00	2-2	1.00	1-2	.50	0	0	0	0.3	0	2	1	0	1	7	3.0
at Mississippi State	12-17-		18	0-1	.00	0-0	.00	0-0	.00	0	4	4	0.9	0	1	1	0	0	0	2.6
MARSHALL	12/20/		11	1-4	.25	0-1	.00	0-0	.00	0	1	1	0.9	1	1	2	0	1	2	2.5
at Niagara	12/23/		15	1-1	1.00	0-0	.00	2-2	1.00	0	1	1	0.9	1	1	1	0	1	4	2.7
at South Alabama	12/30/		7	0-2	.00	0-0	.00	0-0	.00	1	1	2	1.0	0	0	1	0	0	0	2.4
APPALACHIAN STAT	1/3/15		4	0-0	.00	0-0	.00	0-0	.00	1	1	2	1.1	0	0	0	0	0	0	2.2
Totals		0	143	9-23	.39	3-9	.33	3-4	.75	3	9	12	1.1	7	10	11	0	4	24	2.2

Games played: 11
 Minutes/game: 13.0
 Points/game: 2.2
 FG Pct: 39.1
 3FG Pct: 33.3
 FT Pct: 75.0

Rebounds/game: 1.1
 Assists/game: 0.9
 Turnovers/game: 1.0
 Assist/turnover ratio: 0.9
 Steals/game: 0.4

#01 Golden, Cameron

Opponent	Date	gs	min	Total		3-Pointers		Free throws		Rebounds				pf	a	t/o	blk	stl	pts	avg
				fg-fga	pct	3fg-fga	pct	ft-fa	pct	off	def	tot	avg							
UT MARTIN	11/17/	*	37	5-9	.55	3-3	1.00	4-6	.66	0	4	4	4.0	2	3	2	0	2	17	17.0
LAMAR	11/25/	*	40	4-13	.30	2-6	.33	3-6	.50	1	2	3	3.5	2	4	4	0	1	13	15.0
at Central Arkansas	12/1/1	*	33	5-15	.33	4-10	.40	0-0	.00	0	0	0	2.3	2	4	1	0	5	14	14.7
BELHAVEN	12/6/1	*	34	5-15	.33	3-10	.30	5-5	1.00	1	0	1	2.0	1	7	0	0	2	18	15.5
at Purdue	12/10/	*	35	3-13	.23	1-8	.12	2-2	1.00	0	2	2	2.0	3	2	2	1	4	9	14.2
at TOLEDO	12/13/	*	33	6-15	.40	4-10	.40	2-2	1.00	0	6	6	2.7	4	4	1	0	0	18	14.8
at Mississippi State	12-17-	*	36	6-13	.46	3-7	.42	0-1	.00	0	2	2	2.6	5	4	2	0	1	15	14.9
MARSHALL	12/20/	*	35	5-12	.41	1-6	.16	3-4	.75	2	4	6	3.0	0	1	1	0	1	14	14.8
at Niagara	12/23/	*	39	8-14	.57	2-7	.28	2-2	1.00	1	4	5	3.2	3	2	2	2	2	20	15.3
at South Alabama	12/30/	*	42	4-13	.30	3-9	.33	3-6	.50	2	4	6	3.5	1	1	3	0	1	14	15.2
APPALACHIAN STAT	1/3/15	*	36	5-12	.41	1-4	.25	0-0	.00	0	3	3	3.5	3	2	0	0	1	11	14.8
Totals		11	400	56-144	.38	27-80	.33	24-34	.70	7	31	38	3.5	26	34	18	3	20	163	14.8

Games played: 11
 Minutes/game: 36.4
 Points/game: 14.8
 FG Pct: 38.9
 3FG Pct: 33.8
 FT Pct: 70.6

Rebounds/game: 3.5
 Assists/game: 3.1
 Turnovers/game: 1.6
 Assist/turnover ratio: 1.9
 Steals/game: 1.8
 Blocks/game: 0.3



Arkansas State Individual Game-by-Game (as of Jan 04, 2015)

All games



#04 Pierre, Josh

Opponent	Date	gs	min	Total		3-Pointers		Free throws		Rebounds				pf	a	t/o	blk	stl	pts	avg
				fg-fga	pct	3fg-fga	pct	ft-fta	pct	off	def	tot	avg							
UT MARTIN	11/17/		3	0-0	.00	0-0	.00	0-0	.00	0	1	1	1.0	0	0	0	0	0	0	0.0
LAMAR	11/25/		2	0-1	.00	0-1	.00	0-0	.00	0	0	0	0.5	0	0	0	0	0	0	0.0
BELHAVEN	12/6/1		2	0-0	.00	0-0	.00	0-0	.00	0	0	0	0.3	0	0	0	0	0	1	0.0
at Purdue	12/10/		2	0-0	.00	0-0	.00	0-0	.00	0	0	0	0.3	0	0	0	0	0	0	0.0
Totals		0	9	0-1	.00	0-1	.00	0-0	.00	0	1	1	0.3	0	0	0	0	1	0	0.0

Games played: 4
Minutes/game: 2.3
FG Pct: 0.0
3FG Pct: 0.0

Rebounds/game: 0.3
Steals/game: 0.3

#05 Hardwick, PJ

Opponent	Date	gs	min	Total		3-Pointers		Free throws		Rebounds				pf	a	t/o	blk	stl	pts	avg
				fg-fga	pct	3fg-fga	pct	ft-fta	pct	off	def	tot	avg							
at Central Arkansas	12/1/1	*	35	1-2	.50	0-0	.00	4-6	.66	1	4	5	5.0	4	3	5	0	2	6	6.0
BELHAVEN	12/6/1	*	37	2-6	.33	0-0	.00	1-1	1.00	4	2	6	5.5	1	9	3	0	1	5	5.5
at Purdue	12/10/	*	26	2-7	.28	0-0	.00	4-4	1.00	0	1	1	4.0	0	3	5	0	1	8	6.3
at TOLEDO	12/13/	*	26	0-3	.00	0-0	.00	0-0	.00	0	1	1	3.3	4	5	0	0	0	0	4.8
at Mississippi State	12-17-	*	29	1-2	.50	0-0	.00	5-7	.71	0	6	6	3.8	1	7	3	0	0	7	5.2
MARSHALL	12/20/	*	36	0-2	.00	0-0	.00	0-0	.00	0	4	4	3.8	3	4	3	0	0	0	4.3
at Niagara	12/23/	*	31	2-3	.66	0-0	.00	0-0	.00	1	1	2	3.6	2	11	0	0	0	4	4.3
at South Alabama	12/30/	*	45	3-9	.33	0-0	.00	2-2	1.00	1	3	4	3.6	1	6	0	0	4	8	4.8
APPALACHIAN STAT	1/3/15	*	38	2-8	.25	0-1	.00	6-6	1.00	1	4	5	3.8	1	15	1	0	1	10	5.3
Totals		9	303	13-42	.31	0-1	.00	22-26	.84	8	26	34	3.8	17	63	20	0	9	48	5.3

Games played: 9
Minutes/game: 33.7
Points/game: 5.3
FG Pct: 31.0
3FG Pct: 0.0
FT Pct: 84.6

Rebounds/game: 3.8
Assists/game: 7.0
Turnovers/game: 2.2
Assist/turnover ratio: 3.2
Steals/game: 1.0

#11 Waters, Charles

Opponent	Date	gs	min	Total		3-Pointers		Free throws		Rebounds				pf	a	t/o	blk	stl	pts	avg
				fg-fga	pct	3fg-fga	pct	ft-fta	pct	off	def	tot	avg							
LAMAR	11/25/		11	0-1	.00	0-0	.00	0-0	.00	0	1	1	1.0	1	0	1	0	0	0	0.0
at Central Arkansas	12/1/1		13	1-2	.50	0-0	.00	1-2	.50	1	3	4	2.5	2	0	0	0	2	3	1.5
BELHAVEN	12/6/1		15	3-5	.60	0-0	.00	0-0	.00	1	2	3	2.7	1	0	1	0	1	6	3.0
at Purdue	12/10/		3	0-0	.00	0-0	.00	0-0	.00	0	0	0	2.0	0	0	0	0	0	0	2.3
at TOLEDO	12/13/		1	0-1	.00	0-0	.00	0-0	.00	1	1	2	2.0	2	0	0	0	0	0	1.8
MARSHALL	12/20/		3	1-1	1.00	0-0	.00	0-0	.00	0	1	1	1.8	0	0	0	0	0	2	1.8
at Niagara	12/23/		3	0-1	.00	0-0	.00	2-2	1.00	0	0	0	1.6	1	0	2	0	1	2	1.9
at South Alabama	12/30/		14	1-2	.50	0-0	.00	0-0	.00	1	2	3	1.8	2	0	0	2	1	2	1.9
APPALACHIAN STAT	1/3/15		5	1-1	1.00	0-0	.00	0-0	.00	0	0	0	1.6	0	0	1	0	0	2	1.9
Totals		0	68	7-14	.50	0-0	.00	3-4	.75	4	10	14	1.6	9	0	5	2	5	17	1.9

Games played: 9
Minutes/game: 7.6
Points/game: 1.9
FG Pct: 50.0
FT Pct: 75.0

Rebounds/game: 1.6
Turnovers/game: 0.6
Steals/game: 0.6
Blocks/game: 0.2



Arkansas State Individual Game-by-Game (as of Jan 04, 2015) All games



#12 Gardner, Sean

Opponent	Date	gs	min	Total		3-Pointers		Free throws		Rebounds				pf	a	t/o	blk	stl	pts	avg	
				fg-fga	pct	3fg-fga	pct	ft-fta	pct	off	def	tot	avg								
UT MARTIN	11/17/	*	38	6-9	.66	1-3	.33	2-4	.50	1	3	4	4.0	2	0	4	0	2	15	15.0	
LAMAR	11/25/	*	30	4-10	.40	2-6	.33	1-2	.50	0	2	2	3.0	2	1	1	0	0	11	13.0	
at Central Arkansas	12/1/1	*	32	2-10	.20	0-5	.00	0-0	.00	5	3	8	4.7	1	1	2	0	1	4	10.0	
BELHAVEN	12/6/1	*	35	10-13	.76	8-9	.88	0-0	.00	1	7	8	5.5	2	1	1	2	1	28	14.5	
at Purdue	12/10/	*	23	1-6	.16	0-3	.00	0-0	.00	2	0	2	4.8	5	1	1	0	0	2	12.0	
at TOLEDO	12/13/	*	40	5-13	.38	2-8	.25	0-0	.00	1	7	8	5.3	1	3	0	1	3	12	12.0	
at Mississippi State	12-17-	*	36	8-14	.57	5-10	.50	1-2	.50	0	5	5	5.3	1	0	2	0	0	22	13.4	
MARSHALL	12/20/	*	39	5-16	.31	3-9	.33	4-4	1.00	1	3	4	5.1	3	1	1	0	0	17	13.9	
at Niagara	12/23/	*	36	9-14	.64	3-8	.37	2-4	.50	1	2	3	4.9	3	1	0	0	0	23	14.9	
at South Alabama	12/30/	*	41	4-13	.30	1-5	.20	0-0	.00	1	2	3	4.7	0	1	3	1	1	9	14.3	
APPALACHIAN STAT	1/3/15	*	38	6-13	.46	3-6	.50	2-2	1.00	2	1	3	4.5	3	0	2	0	0	17	14.5	
Totals			11	388	60-131	.45	28-72	.38	12-18	.66	15	35	50	4.5	23	10	17	4	8	160	14.5

Games played: 11
Minutes/game: 35.3
Points/game: 14.5
FG Pct: 45.8
3FG Pct: 38.9
FT Pct: 66.7

Rebounds/game: 4.5
Assists/game: 0.9
Turnovers/game: 1.5
Assist/turnover ratio: 0.6
Steals/game: 0.7
Blocks/game: 0.4

#13 Foster, C.J.

Opponent	Date	gs	min	Total		3-Pointers		Free throws		Rebounds				pf	a	t/o	blk	stl	pts	avg	
				fg-fga	pct	3fg-fga	pct	ft-fta	pct	off	def	tot	avg								
UT MARTIN	11/17/	*	23	3-5	.60	0-1	.00	1-1	1.00	1	0	1	1.0	5	1	3	0	0	7	7.0	
LAMAR	11/25/	*	31	0-1	.00	0-0	.00	3-4	.75	0	2	2	1.5	3	1	1	0	0	3	5.0	
at Central Arkansas	12/1/1		13	1-2	.50	0-1	.00	2-4	.50	1	1	2	1.7	2	1	0	1	0	4	4.7	
BELHAVEN	12/6/1		12	1-2	.50	0-0	.00	1-1	1.00	1	0	1	1.5	1	1	2	0	0	3	4.3	
at Purdue	12/10/		17	0-2	.00	0-1	.00	0-0	.00	1	2	3	1.8	2	2	2	0	0	0	3.4	
at Mississippi State	12-17-		1	0-0	.00	0-0	.00	0-0	.00	0	0	0	1.5	0	0	0	0	0	0	2.8	
APPALACHIAN STAT	1/3/15		4	0-0	.00	0-0	.00	2-2	1.00	1	0	1	1.4	0	0	0	0	0	2	2.7	
Totals			2	101	5-12	.41	0-3	.00	9-12	.75	5	5	10	1.4	13	6	8	1	0	19	2.7

Games played: 7
Minutes/game: 14.4
Points/game: 2.7
FG Pct: 41.7
3FG Pct: 0.0
FT Pct: 75.0

Rebounds/game: 1.4
Assists/game: 0.9
Turnovers/game: 1.1
Assist/turnover ratio: 0.8
Blocks/game: 0.1

#14 Downs, Kelvin

Opponent	Date	gs	min	Total		3-Pointers		Free throws		Rebounds				pf	a	t/o	blk	stl	pts	avg
				fg-fga	pct	3fg-fga	pct	ft-fta	pct	off	def	tot	avg							
UT MARTIN	11/17/	*	23	3-4	.75	0-0	.00	2-2	1.00	0	1	1	1.0	4	0	1	0	0	8	8.0
LAMAR	11/25/	*	18	2-5	.40	0-0	.00	3-5	.60	1	2	3	2.0	1	0	3	0	0	7	7.5
at Central Arkansas	12/1/1	*	14	2-4	.50	0-0	.00	0-1	.00	1	2	3	2.3	1	0	0	1	1	4	6.3
BELHAVEN	12/6/1	*	19	2-7	.28	0-2	.00	1-1	1.00	0	5	5	3.0	3	1	2	1	0	5	6.0
at Purdue	12/10/	*	10	0-3	.00	0-0	.00	0-0	.00	1	1	2	2.8	5	1	0	0	0	0	4.8
at TOLEDO	12/13/		24	2-4	.50	0-0	.00	0-0	.00	0	3	3	2.8	1	1	1	1	0	4	4.7
at Mississippi State	12-17-		15	2-3	.66	0-0	.00	0-0	.00	2	2	4	3.0	3	0	2	0	0	4	4.6
MARSHALL	12/20/		16	1-2	.50	0-0	.00	4-6	.66	2	2	4	3.1	2	0	2	1	0	6	4.8
at Niagara	12/23/		18	0-3	.00	0-0	.00	0-0	.00	1	0	1	2.9	3	0	2	0	0	0	4.2
at South Alabama	12/30/		11	0-1	.00	0-0	.00	0-0	.00	0	1	1	2.7	5	0	2	0	0	0	3.8
APPALACHIAN STAT	1/3/15		25	3-6	.50	1-1	1.00	1-2	.50	1	2	3	2.7	4	0	2	1	1	8	4.2
Totals		5	193	17-42	.40	1-3	.33	11-17	.64	9	21	30	2.7	32	3	17	5	2	46	4.2

Games played: 11
Minutes/game: 17.5
Points/game: 4.2
FG Pct: 40.5
3FG Pct: 33.3
FT Pct: 64.7

Rebounds/game: 2.7
Assists/game: 0.3
Turnovers/game: 1.5
Assist/turnover ratio: 0.2
Steals/game: 0.2
Blocks/game: 0.5



Arkansas State Individual Game-by-Game (as of Jan 04, 2015)

All games



#24 Livingston, Anthony

Opponent	Date	gs	min	Total		3-Pointers		Free throws		Rebounds				pf	a	t/o	blk	stl	pts	avg	
				fg-fga	pct	3fg-fga	pct	ft-fa	pct	off	def	tot	avg								
UT MARTIN	11/17/	*	38	9-15	.60	2-3	.66	6-7	.85	2	7	9	9.0	2	0	2	1	2	26	26.0	
LAMAR	11/25/	*	39	6-8	.75	1-3	.33	3-6	.50	4	5	9	9.0	2	2	4	2	1	16	21.0	
at Central Arkansas	12/1/1	*	35	8-13	.61	2-2	1.00	2-3	.66	1	2	3	7.0	0	1	4	2	0	20	20.7	
BELHAVEN	12/6/1	*	32	7-11	.63	1-2	.50	4-5	.80	0	10	10	7.8	4	0	3	1	2	19	20.3	
at Purdue	12/10/	*	33	5-13	.38	1-2	.50	1-2	.50	2	2	4	7.0	3	0	4	0	0	12	18.6	
at TOLEDO	12/13/	*	25	4-9	.44	1-3	.33	2-2	1.00	1	3	4	6.5	4	1	5	1	0	11	17.3	
at Mississippi State	12-17-	*	34	3-5	.60	0-2	.00	2-6	.33	1	6	7	6.6	3	1	3	1	1	8	16.0	
MARSHALL	12/20/	*	37	6-16	.37	1-4	.25	7-13	.53	5	15	20	8.3	1	4	3	3	0	20	16.5	
at Niagara	12/23/	*	35	5-12	.41	2-2	1.00	4-6	.66	3	7	10	8.4	2	1	1	0	0	16	16.4	
at South Alabama	12/30/	*	43	6-16	.37	1-5	.20	3-4	.75	2	11	13	8.9	0	1	2	0	0	16	16.4	
APPALACHIAN STAT	1/3/15	*	37	9-17	.52	1-1	1.00	2-2	1.00	5	8	13	9.3	1	0	2	1	2	21	16.8	
Totals			11	388	68-135	.50	13-29	.44	36-56	.64	26	76	102	9.3	22	11	33	12	8	185	16.8

Games played: 11
 Minutes/game: 35.3
 Points/game: 16.8
 FG Pct: 50.4
 3FG Pct: 44.8
 FT Pct: 64.3

Rebounds/game: 9.3
 Assists/game: 1.0
 Turnovers/game: 3.0
 Assist/turnover ratio: 0.3
 Steals/game: 0.7
 Blocks/game: 1.1

#25 White, Ronnie

Opponent	Date	gs	min	Total		3-Pointers		Free throws		Rebounds				pf	a	t/o	blk	stl	pts	avg
				fg-fga	pct	3fg-fga	pct	ft-fga	pct	off	def	tot	avg							
UT MARTIN	11/17/		13	0-2	.00	0-0	.00	0-0	.00	0	4	4	4.0	1	0	1	0	0	0	0.0
BELHAVEN	12/6/1		3	1-1	1.00	0-0	.00	2-2	1.00	2	1	3	3.5	0	0	0	0	0	4	2.0
at Purdue	12/10/		10	0-1	.00	0-0	.00	1-2	.50	0	3	3	3.3	3	0	0	0	0	1	1.7
Totals		0	26	1-4	.25	0-0	.00	3-4	.75	2	8	10	3.3	4	0	1	0	0	5	1.7

Games played: 3
 Minutes/game: 8.7
 Points/game: 1.7
 FG Pct: 25.0
 FT Pct: 75.0

Rebounds/game: 3.3
 Turnovers/game: 0.3

#33 Bocoum, Nouhoum

Opponent	Date	gs	min	Total		3-Pointers		Free throws		Rebounds				pf	a	t/o	blk	stl	pts	avg	
				fg-fga	pct	3fg-fga	pct	ft-fa	pct	off	def	tot	avg								
UT MARTIN	11/17/		5	0-0	.00	0-0	.00	0-0	.00	0	2	2	2.0	1	0	0	0	0	0.0		
LAMAR	11/25/		12	2-3	.66	0-0	.00	2-2	1.00	3	4	7	4.5	4	0	1	1	1	6	3.0	
at Central Arkansas	12/1/1		18	6-9	.66	0-0	.00	0-0	.00	5	4	9	6.0	1	0	0	3	0	12	6.0	
BELHAVEN	12/6/1		5	1-4	.25	0-1	.00	0-0	.00	2	2	4	5.5	1	0	0	0	0	2	5.0	
at Purdue	12/10/		24	4-9	.44	0-0	.00	2-4	.50	5	5	10	6.4	1	0	2	1	0	10	6.0	
at TOLEDO	12/13/	*	30	6-11	.54	0-0	.00	1-2	.50	2	3	5	6.2	3	0	2	0	0	13	7.2	
at Mississippi State	12-17-	*	31	4-8	.50	0-0	.00	5-8	.62	3	5	8	6.4	1	0	1	2	2	13	8.0	
MARSHALL	12/20/	*	23	2-4	.50	0-0	.00	2-2	1.00	0	4	4	6.1	3	1	2	0	0	6	7.8	
at Niagara	12/23/	*	23	1-7	.14	0-0	.00	3-5	.60	0	7	7	6.2	1	0	2	0	0	5	7.4	
at South Alabama	12/30/	*	22	5-8	.62	0-0	.00	4-4	1.00	4	2	6	6.2	5	0	0	0	0	14	8.1	
APPALACHIAN STAT	1/3/15	*	13	1-6	.16	0-0	.00	0-0	.00	2	2	4	6.0	1	0	2	0	0	2	7.5	
Totals			6	206	32-69	.46	0-1	.00	19-27	.70	26	40	66	6.0	22	1	12	7	3	83	7.5

Games played: 11
 Minutes/game: 18.7
 Points/game: 7.5
 FG Pct: 46.4
 3FG Pct: 0.0
 FT Pct: 70.4

Rebounds/game: 6.0
 Assists/game: 0.1
 Turnovers/game: 1.1
 Assist/turnover ratio: 0.1
 Steals/game: 0.3
 Blocks/game: 0.6



Arkansas State Individual Game-by-Game (as of Jan 04, 2015)

All games



#TM TEAM

Opponent	Date	gs	min	Total		3-Pointers		Free throws		Rebounds				pf	a	t/o	blk	stl	pts	avg
				fg-fga	pct	3fg-fga	pct	ft-fta	pct	off	def	tot	avg							
UT MARTIN	11/17/		0	0-0	.00	0-0	.00	0-0	.00	0	1	1	1.0	0	0	0	0	0	0	0.0
LAMAR	11/25/		0	0-0	.00	0-0	.00	0-0	.00	3	1	4	2.5	0	0	0	0	0	0	0.0
at Central Arkansas	12/1/1		0	0-0	.00	0-0	.00	0-0	.00	2	1	3	2.7	1	0	1	0	0	0	0.0
BELHAVEN	12/6/1		0	0-0	.00	0-0	.00	0-0	.00	4	1	5	3.3	0	0	0	0	0	0	0.0
at Purdue	12/10/		0	0-0	.00	0-0	.00	0-0	.00	2	2	4	3.4	0	0	0	0	0	0	0.0
at TOLEDO	12/13/		0	0-0	.00	0-0	.00	0-0	.00	5	1	6	3.8	0	0	0	0	0	0	0.0
at Mississippi State	12-17-		0	0-0	.00	0-0	.00	0-0	.00	0	3	3	3.7	0	0	0	0	0	0	0.0
MARSHALL	12/20/		0	0-0	.00	0-0	.00	0-0	.00	3	2	5	3.9	0	0	0	0	0	0	0.0
at Niagara	12/23/		0	0-0	.00	0-0	.00	0-0	.00	2	4	6	4.1	0	0	0	0	0	0	0.0
at South Alabama	12/30/		0	0-0	.00	0-0	.00	0-0	.00	2	1	3	4.0	0	0	1	0	0	0	0.0
APPALACHIAN STAT	1/3/15		0	0-0	.00	0-0	.00	0-0	.00	0	0	0	3.6	0	0	0	0	0	0	0.0
Totals		0	0	0-0	.00	0-0	.00	0-0	.00	23	17	40	3.6	1	0	2	0	0	0	0.0

Games played: 11

Rebounds/game: 3.6

Turnovers/game: 0.2



Arkansas State Player High/Low Analysis (as of Jan 04, 2015)
All games



Arkansas State - INDIVIDUAL GAME HIGHS

Points	28	Gardner, Sean vs Belhaven (12/6/14)
	26	Livingston, Anthony vs UT Martin (11/17/14)
	23	Gardner, Sean at Niagara (12/23/14)
	22	Gardner, Sean at Mississippi State (12-17-14)
	21	Livingston, Anthony vs Appalachian State (1/3/15)
Field Goals Made	10	Gardner, Sean vs Belhaven (12/6/14)
	9	Livingston, Anthony vs Appalachian State (1/3/15)
	9	Gardner, Sean at Niagara (12/23/14)
	9	Livingston, Anthony vs UT Martin (11/17/14)
Field Goal Att.	17	Livingston, Anthony vs Appalachian State (1/3/15)
	16	Livingston, Anthony at South Alabama (12/30/14)
	16	Livingston, Anthony vs Marshall (12/20/14)
	16	Gardner, Sean vs Marshall (12/20/14)
FG Pct (min 5 made)	.769 (10-13)	Gardner, Sean vs Belhaven (12/6/14)
	.750 (6-8)	Livingston, Anthony vs Lamar (11/25/14)
3-Point FG Made	8	Gardner, Sean vs Belhaven (12/6/14)
	5	Gardner, Sean at Mississippi State (12-17-14)
3-Point FG Att.	10	Gardner, Sean at Mississippi State (12-17-14)
	10	Golden, Cameron at TOLEDO (12/13/14)
	10	Golden, Cameron vs Belhaven (12/6/14)
	10	Golden, Cameron at Central Arkansas (12/1/14)
3-Pt FG Pct (min 2 made)	1.000 (3-3)	Golden, Cameron vs UT Martin (11/17/14)
	1.000 (2-2)	Livingston, Anthony at Niagara (12/23/14)
	1.000 (2-2)	Macklien, Daijon at TOLEDO (12/13/14)
	1.000 (2-2)	Livingston, Anthony at Central Arkansas (12/1/14)
Free Throws Made	7	Livingston, Anthony vs Marshall (12/20/14)
	6	Hardwick, PJ vs Appalachian State (1/3/15)
	6	Livingston, Anthony vs UT Martin (11/17/14)
Free Throw Att.	13	Livingston, Anthony vs Marshall (12/20/14)
	8	Bocoum, Nouhoum at Mississippi State (12-17-14)
FT Pct (min 3 made)	1.000 (6-6)	Hardwick, PJ vs Appalachian State (1/3/15)
	1.000 (5-5)	Golden, Cameron vs Belhaven (12/6/14)
	1.000 (4-4)	Bocoum, Nouhoum at South Alabama (12/30/14)
	1.000 (4-4)	Gardner, Sean vs Marshall (12/20/14)
	1.000 (4-4)	Hardwick, PJ at Purdue (12/10/14)
Rebounds	20	Livingston, Anthony vs Marshall (12/20/14)
	13	Livingston, Anthony vs Appalachian State (1/3/15)
	13	Livingston, Anthony at South Alabama (12/30/14)
Assists	15	Hardwick, PJ vs Appalachian State (1/3/15)
	11	Hardwick, PJ at Niagara (12/23/14)
Steals	5	Golden, Cameron at Central Arkansas (12/1/14)
	4	Hardwick, PJ at South Alabama (12/30/14)
	4	Golden, Cameron at Purdue (12/10/14)
Blocked Shots	3	Livingston, Anthony vs Marshall (12/20/14)
	3	Bocoum, Nouhoum at Central Arkansas (12/1/14)
Turnovers	5	Livingston, Anthony at TOLEDO (12/13/14)
	5	Hardwick, PJ at Purdue (12/10/14)
	5	Hardwick, PJ at Central Arkansas (12/1/14)
Fouls	5	Bocoum, Nouhoum at South Alabama (12/30/14)
	5	Downs, Kelvin at South Alabama (12/30/14)
	5	Golden, Cameron at Mississippi State (12-17-14)
	5	Downs, Kelvin at Purdue (12/10/14)
	5	Gardner, Sean at Purdue (12/10/14)

	5	Foster, C.J. vs UT Martin (11/17/14)
Minutes	45	Hardwick, PJ at South Alabama (12/30/14)



Arkansas State Opponent High/Low Analysis (as of Jan 04, 2015)
All games



OPPONENT INDIVIDUAL GAME HIGHS

Points	23		HOWARD, Twymond vs UT Martin (11/17/14)
	22		Eaves, Frank vs Appalachian State (1/3/15)
	20		Roquez Johnson at Mississippi State (12-17-14)
	19		De'la Mayers vs Belhaven (12/6/14)
	18		Ferguson, Dionte at South Alabama (12/30/14)
	18		Stephens, Kendall at Purdue (12/10/14)
Field Goals Made	9		HOWARD, Twymond vs UT Martin (11/17/14)
	8		Eaves, Frank vs Appalachian State (1/3/15)
	8		Ferguson, Dionte at South Alabama (12/30/14)
	8		Roquez Johnson at Mississippi State (12-17-14)
Field Goal Att.	15		HOWARD, Twymond vs UT Martin (11/17/14)
	14		Eaves, Frank vs Appalachian State (1/3/15)
	14		I.J. Ready at Mississippi State (12-17-14)
FG Pct (min 5 made)	.833	(5-6)	de Lattibaudiere, T vs Lamar (11/25/14)
	.750	(6-8)	Harris, Rayvon at Niagara (12/23/14)
3-Point FG Made	6		Stephens, Kendall at Purdue (12/10/14)
	4		Johnson, Taishaun at South Alabama (12/30/14)
	4		Jerrial Dawson vs Belhaven (12/6/14)
	4		NEWELL, Marshun vs UT Martin (11/17/14)
3-Point FG Att.	10		EDMONDS, Justin vs Marshall (12/20/14)
	10		Jerrial Dawson vs Belhaven (12/6/14)
	10		Jordan Bedford vs Belhaven (12/6/14)
3-Pt FG Pct (min 2 made)	.857	(6-7)	Stephens, Kendall at Purdue (12/10/14)
	.800	(4-5)	NEWELL, Marshun vs UT Martin (11/17/14)
Free Throws Made	11		DRUMMOND, Justin at TOLEDO (12/13/14)
	5		Eaves, Frank vs Appalachian State (1/3/15)
	5		De'la Mayers vs Belhaven (12/6/14)
	5		TAYLOR, Myles vs UT Martin (11/17/14)
Free Throw Att.	13		De'la Mayers vs Belhaven (12/6/14)
	12		DRUMMOND, Justin at TOLEDO (12/13/14)
FT Pct (min 3 made)	1.000	(4-4)	Roquez Johnson at Mississippi State (12-17-14)
	1.000	(4-4)	Octeus, Jon at Purdue (12/10/14)
	1.000	(4-4)	SMITH, Deville vs UT Martin (11/17/14)
	1.000	(3-3)	Mathias, Dakota at Purdue (12/10/14)
	1.000	(3-3)	Josh Carpenter vs Belhaven (12/6/14)
Rebounds	13		Ferguson, Dionte at South Alabama (12/30/14)
	9		TAYLOR, Myles vs UT Martin (11/17/14)
Assists	7		Snowden, Ramone at Niagara (12/23/14)
	6		BOOTHE, Nathan at TOLEDO (12/13/14)
Steals	5		SMITH, Deville vs UT Martin (11/17/14)
	4		Jerrial Dawson vs Belhaven (12/6/14)
Blocked Shots	5		Ferguson, Dionte at South Alabama (12/30/14)
	3		Stephens, Kendall at Purdue (12/10/14)
	3		Zuilhof, Jake at Central Arkansas (12/1/14)
Turnovers	4		Johnson, Taishaun at South Alabama (12/30/14)
	4		Lewis, Abdul at South Alabama (12/30/14)
	4		MANNING, Tamron vs Marshall (12/20/14)
	4		de Lattibaudiere, T vs Lamar (11/25/14)
	4		NEWELL, Marshun vs UT Martin (11/17/14)
Fouls	5		TAYLOR, Ryan vs Marshall (12/20/14)
	5		MANNING, Tamron vs Marshall (12/20/14)
	5		SANE, Cheikh vs Marshall (12/20/14)
	5		Datodrick Pinkston vs Belhaven (12/6/14)

NCAA Statistics

Arkansas St. - 2014-15 Men's Basketball Ranking Summary thru games 01/03/2015

Statistic	National Rank	Conference Rank	Value	National Leader	Value	Conference Leader	Value
3-pt Field Goal Attempts (345 ranked)	297	8	199	VMI	536	Ga. Southern	266
Assist Turnover Ratio (345 ranked)	187	7	0.96	Davidson	1.76	Georgia St.	1.42
Assists Per Game (345 ranked)	190	7	12.5	Arkansas	19.2	La.-Lafayette	16.1
Blocked Shots Per Game (345 ranked)	225	7	3.1	Kentucky	8.2	La.-Monroe	5.3
Defensive Rebounds per Game (345 ranked)	105	5	25.36	Texas	29.86	La.-Lafayette	28.38
Fewest Fouls (344 ranked)	6	2	176	Harvard	167	Troy	169
Fewest Turnovers (345 ranked)	34	5	144	Cal Poly	101	UALR	135
Field-Goal Percentage (345 ranked)	188	6	43.4	Notre Dame	55.3	La.-Lafayette	49.3
Field-Goal Percentage Defense (345 ranked)	123	6	40.7	Kentucky	29.7	La.-Monroe	37.4
Free Throw Attempts (345 ranked)	327	8	202	BYU	427	La.-Lafayette	315
Free Throws Made (345 ranked)	310	8	142	BYU	329	La.-Lafayette	210
Free-Throw Percentage (345 ranked)	124	2	70.3	Ole Miss	78.4	Ga. Southern	73.9
Offensive Rebounds Per Game (345 ranked)	123	5	11.64	West Virginia	18.36	Ga. Southern	14.91
Personal Fouls Per Game (345 ranked)	35	2	16.0	Wyoming	13.0	Troy	15.4
Rebound Margin (345 ranked)	154	4	1.5	Quinnipiac	14.8	Ga. Southern	8.0
Scoring Defense (345 ranked)	187	5	66.5	Kentucky	47.8	Texas St.	53.6
Scoring Margin (345 ranked)	193	6	1.7	Kentucky	27.5	Ga. Southern	13.7
Scoring Offense (345 ranked)	168	7	68.2	Central Mich.	87.9	La.-Lafayette	82.7
Steals Per Game (345 ranked)	278	10	5.5	West Virginia	13.4	Georgia St.	9.7
Three Pt FG Defense (345 ranked)	77	5	30.5	Fla. Atlantic	23.0	La.-Monroe	27.7
Three-Point Field Goals Per Game (345 ranked)	145	5	6.5	VMI	12.1	Texas-Arlington	7.3
Three-Point Field-Goal Percentage (345 ranked)	102	3	36.2	UC Davis	43.2	Texas-Arlington	37.4
Total 3-point FGM (345 ranked)	251	7	72	VMI	170	Texas-Arlington	88
Total Assists (345 ranked)	299	7	138	BYU	290	La.-Lafayette	209
Total Blocks (345 ranked)	272	7	34	Kentucky	107	La.-Monroe	64
Total Rebounds (345 ranked)	294	8	407	BYU	638	La.-Lafayette	530
Total Rebounds Per Game (345 ranked)	96	6	37.00	Quinnipiac	46.08	Ga. Southern	41.27
Total Steals (345 ranked)	321	10	60	West Virginia	187	Georgia St.	126
Turnover Margin (342 ranked)	251	8	-1.1	West Virginia	10.4	Georgia St.	5.8
Turnovers Per Game (345 ranked)	170	5	13.1	Cal Poly	8.4	Georgia St.	10.5
Won-Lost Percentage (344 ranked)	170	6	54.5	Duke	100.0	Ga. Southern	72.7
				Virginia	100.0		
				Kentucky	100.0		

Statistic	Player	National Rank	Conference Rank	Value	National Leader	Value	Conference Leader	Value
3-pt Field Goal Attempts (237 ranked)	Cameron Golden	129	5	80	Damon Lynn, NJIT	172	R.J. Hunter, Georgia St.	107
	Sean Gardner	205	6	72				
Assist Turnover Ratio (249 ranked)	PJ Hardwick	21	1	3.15	Monte Morris, Iowa St.	5.73	PJ Hardwick, Arkansas St.	3.15
	Cameron Golden	144	6	1.89				
Assists Per Game (248 ranked)	PJ Hardwick	6	1	7.0	Jalan West, Northwestern St.	8.2	PJ Hardwick, Arkansas St.	7.0
Blocked Shots Per Game (249 ranked)	Anthony Livingston	240	7	1.09	Robert Upshaw, Washington	4.62	James White, UALR	1.92
Defensive Rebounds per Game (246 ranked)	Anthony Livingston	16	1	6.91	Josh Hawkinson, Washington St.	8.54	Anthony Livingston, Arkansas St.	6.91
					Alan Williams, UC Santa Barbara	8.54		
Double Doubles (43 ranked)	Anthony Livingston	30	1	5	Jameel Warney, Stony Brook	12	Anthony Livingston, Arkansas St.	5
Field-Goal Percentage (250 ranked)	Anthony Livingston	91	4	50.4	Jahlil Okafor, Duke	68.2	Emani Gant, Texas St.	58.5
	Sean Gardner	158	7	45.8				
	Cameron Golden	244	10	38.9				
Free Throw Attempts (233 ranked)					Jerome Hill, Gardner-Webb	144	R.J. Hunter, Georgia St.	83
Free Throws Made (235 ranked)					Melo Trimble, Maryland	106	Jelani Hewitt, Ga. Southern	71
Free-Throw Percentage (250 ranked)					Four McGlynn, Towson	95.7	Jelani Hewitt, Ga. Southern	92.2
Minutes Per Game (249 ranked)	Cameron Golden	23	1	36:21	Kahlil Felder, Oakland	39:16	Cameron Golden, Arkansas St.	36:21
	Sean Gardner	50	4	35:16				
	Anthony Livingston	50	4	35:16				
	PJ Hardwick	124	7	33:40				
Offensive Rebounds Per Game (248 ranked)	Nouhoum Bocum	206	8	2.36	Desharick Guidry, McNeese St.	5.08	Dionte Ferguson, South Ala.	3.58
	Anthony Livingston	206	8	2.36				
Points Per Game (250 ranked)	Anthony Livingston	101	4	16.8	Tyler Harvey, Eastern Wash.	23.4	Jelani Hewitt, Ga. Southern	20.3
	Cameron Golden	200	8	14.8				
	Sean Gardner	220	10	14.5				
Rebounds Per Game (249 ranked)	Anthony Livingston	26	1	9.3	Jameel Warney, Stony Brook	12.3	Anthony Livingston, Arkansas St.	9.3
Steals Per Game (247 ranked)	Cameron Golden	102	7	1.82	Briante Weber, VCU	3.92	Jelani Hewitt, Ga. Southern	3.09
Three-Point Field Goals Per Game (246 ranked)	Sean Gardner	86	2	2.55	Tyler Harvey, Eastern Wash.	4.60	Jelani Hewitt, Ga. Southern	3.09
	Cameron Golden	103	5	2.45				
Three-Point Field-Goal Percentage (98 ranked)	Sean Gardner	69	1	38.9	James McGee, Southern Utah	55.4	Sean Gardner, Arkansas St.	38.9
Total 3-point FGM (231 ranked)	Sean Gardner	176	3	28	Tyler Harvey, Eastern Wash.	69	Jelani Hewitt, Ga. Southern	34
	Cameron Golden	206	7	27				
Total Assists (235 ranked)	PJ Hardwick	69	2	63	Brett Comer, FGCU	116	Ryan Harrow, Georgia St.	69
Total Blocks (242 ranked)					Robert Upshaw, Washington	60	James White, UALR	23
Total Field Goal Attempts (245 ranked)					Damon Lynn, NJIT	255	Ryan Harrow, Georgia St.	211
Total Field Goals Made (231 ranked)	Anthony Livingston	217	4	68	Ladontae Henton, Providence	119	Ryan Harrow, Georgia St.	99
Total Minutes (250 ranked)					Kahlil Felder, Oakland	589:00	R.J. Hunter, Georgia St.	472:00
Total Points (242 ranked)					Tyler Harvey, Eastern Wash.	351	R.J. Hunter, Georgia St.	263
Total Rebounds (245 ranked)	Anthony Livingston	110	1	102	Jameel Warney, Stony Brook	184	Anthony Livingston, Arkansas St.	102
Total Steals (218 ranked)	Cameron Golden	218	9	20	Briante Weber, VCU	47	Jelani Hewitt, Ga. Southern	34
Triple Doubles (2 ranked)					Kyle Collinworth, BYU	2		