

2014-15 ARKANSAS STATE MEN'S BASKETBALL

Dennen Cuthbertson, Assistant Athletics Media Relations Director • Office: 870-972-3383 • Cell: 870-820-0594 • Email: mcuthbertson@astate.edu
Men's Basketball Twitter: @AStateMB • Twitter In-Game Updates: @AStateGameDay, #AStateMB • Athletics Website: AStateRedWolves.com

2014-15 A-State Schedule

DATE	OPPONENT (TV)	TIME/RESULT
Nov. 5	Henderson State (<i>Exhibition</i>)	W, 84-64
Nov. 12	Southern Arkansas (<i>Exhibition</i>)	L, 69-67
Nov. 17	Tennessee-Martin	L, 75-73
Nov. 24	Lamar	L, 63-58
Dec. 1	at Central Arkansas	W, 67-49
Dec. 6	Belhaven	W, 95-68
Dec. 10	at Purdue (ESPN3)	L, 87-46
Dec. 13	at Toledo	L, 73-65
Dec. 17	at Mississippi State (SEC Network)	W, 69-55
Dec. 20	Marshall	W, 67-58
Dec. 23	at Niagara	W, 74-69
Dec. 30	at South Alabama*	W, 63-60 (OT)
Jan. 3	Appalachian State*	7:05 p.m.
Jan. 5	at ULM*	7 p.m.
Jan. 8	Georgia Southern*	7 p.m.
Jan. 10	at UT Arlington*	7:15 p.m.
Jan. 15	at Appalachian State*	6:30 p.m.
Jan. 17	Texas State* (ESPN3)	7:05 p.m.
Jan. 19	Georgia State*	7:30 p.m.
Jan. 22	at Louisiana-Lafayette*	7:15 p.m.
Jan. 24	at Troy*	7:30 p.m.
Jan. 29	UALR*	7:30 p.m.
Jan. 31	at Georgia State*	1 p.m.
Feb. 5	Troy*	7:05 p.m.
Feb. 12	at Georgia Southern*	6:30 p.m.
Feb. 19	at UALR*	7:30 p.m.
Feb. 21	ULM*	7:05 p.m.
Feb. 26	UT Arlington*	7:30 p.m.
Feb. 28	at Texas State*	4:30 p.m.
Mar. 5	South Alabama*	7:30 p.m.
Mar. 7	Louisiana-Lafayette*	7:05 p.m.
Mar. 12-15	SBC Tournament (New Orleans, La.)	TBA

All times listed are Central

All home games in bold

* - Sun Belt Conference Game

APPALACHIAN STATE PROBABLE STARTERS

G #3	Dustin Clarke	8.2 PPG, 4.8 RPG, 1.2 APG
G #10	Chris Burgess	9.4 PPG, 3.1 RPG, 2.6 APG
G #21	Frank Eaves	16.0 PPG, 3.2 RPG, 1.1 APG
F #4	Michael Obacha	1.6 PPG, 2.0 RPG, 0.2 BPG
F #15	Tommy Spagnolo	11.0 PPG, 7.7 RPG, 0.6 BPG

(Based off last game)



**ARKANSAS STATE
RED WOLVES**
(6-4, 1-0 SUN BELT)

Head Coach: John Brady
Year: 7th Season
Record at A-State: 105-95 (7 yrs.)
Career Record: 386-311 (23 yrs.)
vs. App. State: 0-0
MBB SID: Dennen Cuthbertson

Top Players (per game):
Points: Anthony Livingston (16.4)
Rebounds: Anthony Livingston (8.9)
Assists: PJ Hardwick (6.0)
Blocks: Anthony Livingston (1.1)
Steals: Cameron Golden (1.9)

— VS —



**APPALACHIAN STATE
MOUNTAINEERS**
(3-6, 0-0 SUN BELT)

Head Coach: Jim Fox
Year: 1st Season
Record at App. State: 3-6 (1 yrs.)
Career Record: Same
vs. A-State: 0-0
MBB SID: Ryan Bower

Top Players (per game):
Points: Frank Eaves (16.0)
Rebounds: Tommy Spagnolo (7.7)
Assists: Chris Burgess (2.6)
Blocks: Jacob Lawson (1.0)
Steals: Frank Eaves (1.1)

GAME INFORMATION

DATE: Saturday, Jan. 3, 2015
TIPOFF: 7:05 p.m. (CT)
LOCATION: Jonesboro, Ark.
ARENA: Convocation Center
ARENA CAPACITY: 10,038
TELEVISION: None
RADIO: East Arkansas Broadcasters
Red Wolves Sports Network
107.9 KFIN-FM (Jonesboro) - Flagship
TALENT: Matt Stolz (play-by-play)
ONLINE AUDIO: AStateRedWolves.com
LIVE STATS: AStateStats.com

SERIES HISTORY

Overall.....Tied 1-1
Last Meeting.....APP ST W, 85-74 (12/7/91)
Location.....Boone, N.C.
Streak.....APP ST W1
In Jonesboro.....A-State Leads 1-0
In Boone, N.C.....APP ST Leads 1-0
Neutral Site.....No Meetings


QUICK HITS

- A-State registered its sixth win of the season in its 2014-15 Sun Belt Conference opener with a 63-60 victory at South Alabama in overtime despite not leading in most statistical categories. The Red Wolves fought back from a 33-28 halftime deficit to outscore USA 25-20 in the second half and then 10-7 in the extra period.
- Arkansas State improved to 6-1 (.857) in SBC openers under head coach John Brady. A-State also improved to 3-4 (.429) its first road conference contest under Brady. A-State increased its series lead over South Alabama to 22-17 and has now won five straight decisions overall.
- The Red Wolves trailed for more than 33 minutes in its second straight game by trailing 33:06 against the Jaguars after trailing for more than 34 minutes against Niagara, but A-State was able to come back and win both contests. South Alabama outshot A-State 39.1 percent (25-64) to 35.9 percent (23-64) for the game and outrebounded the Red Wolves 45-41. However, Arkansas State shot 42.3 percent (11-26) in the second half compared to a 32 percent (8-25) mark by South Alabama to get back in the game. Anthony Livingston led A-State with 16 points.
- The 2014-15 campaign represents the program's 87th season as the Red Wolves have presently amassed a 1,148-1,081 all-time record (.515 win pct.) dating back their inaugural 1926-27 season. A-State has won at least 20 games in a season five times - 1986-87 (21-13), 1987-88 (21-14), 1988-89 (20-10), 1990-91 (23-9) and 1997-98 (20-9) since joining the NCAA-I ranks in 1970-71.
- A-State's 19 victories in the 2013-14 season (19-13 record) tied for the second most single-season wins since 1997-98 and also marked a tie for the highest win total in head coach John Brady's A-State coaching career. The Red Wolves went 19-12 overall in 2012-13, which was the program's most wins since 1997-98 (20-9 record). A-State has achieved 17 wins or more in a campaign five of the last six seasons to date and the Red Wolves have posted a 92-78 record (.541) since the 2009-10 season.
- A-State has compiled double-digit victories in 17 of the last 19 seasons after Tuesday's win. The Red Wolves have won at least 15 games or more on 11 occasions, including four of the last five seasons.
- Arkansas State's contest with Appalachian State is the first Sun Belt Conference home game for the Red Wolves. Head coach John Brady is 4-2 (.667) in home conference openers at A-State.


A-STATE PROJECTED STARTING LINEUP



1 Cameron Golden
6-0 • 158 • Jr. • Guard
PPG RPG APG
15.2 3.5 3.2



5 PJ Hardwick
5-10 • 167 • RSo. • Guard
PPG RPG APG
4.8 3.6 6.0



12 Sean Gardner
6-5 • 178 • R.Jr. • Guard
PPG RPG APG
14.3 4.7 1.0



24 Anthony Livingston
6-8 • 230 • So. • Forward
PPG RPG BPG
16.4 8.9 1.1



33 Nouhoum Bocoum
6-10 • 270 • Jr. • Center
PPG RPG BPG
8.1 6.2 0.7



Athletics Media Relations

ARKANSAS STATE UNIVERSITY

P.O. Box 1000

State University, Ark. 72467

Telephone – (870) 972-2541, Fax – (870) 972-

3367, Press Row – (870) 972-2541

Athletics Website – AStateRedWolves.com

MBB Contact – Dennen Cuthbertson,

Assistant Athletics Media Relations Director

mcuthbertson@astate.edu

Jerry Scott, Assistant Athletics Director/

Athletics Media Relations Director

(870) 972-3405 / jscott@astate.edu

Chris Graddy,

Assistant Athletics Media Relations Director

(870) 972-2707/ cgraddy@astate.edu

MEDIA INFORMATION

CREDENTIALS

Working press credentials can be requested by contacting Dennen Cuthbertson at (870) 972-2541 or via email at mcuthbertson@astate.edu. Full season and single-game credentials will be mailed whenever possible. If not, they will be left at the Media Will Call table located on the lower level to the left of the green entrance of the A-State Convocation Center.

MEDIA ROOM

Enter the media room from the lower level, beneath the blue portal. Please do not attempt to access the media room from the entrance beneath the yellow portal. Game notes, flipcards and refreshments will be provided to credentialed media.

POST-GAME INTERVIEWS

The A-State locker room is closed to all media members. Head coach John Brady and requested assistant coaches and players will be available for interviews following a brief cooling off period. At A-State's home games, all post-game coach and player interviews will be in the media room.

PRACTICE COVERAGE

A-State men's basketball practices are closed to the media with the exception of the last 10 minutes of practice. Players and coaches are available for interviews following practice. Please contact Dennen Cuthbertson in the A-State Athletics Media Relations office prior to practice to arrange interviews. Please be respectful during practice, no food or loud conversation and silence your cell phones.

BASKETBALL GAME NOTES/RELEASES

All Red Wolves men's basketball game notes can be obtained as a PDF document via the A-State Athletics official website at AStateRedWolves.com. To be added to the email broadcast for men's basketball releases, contact Dennen Cuthbertson in the A-State Athletics Media Relations office at mcuthbertson@astate.edu. Game notes will be made available at least 24 hours prior to the next scheduled A-State men's basketball game and a post-game recap will be distributed within two hours following a game's conclusion.



A-STATE/APPALACHIAN STATE SERIES HISTORY

- A-State and Appalachian State have met two prior times in history as Saturday's contest will mark the third meeting all-time and first as conference foes. The two schools played a home-and-home series in the 1990-91 and 1991-92 seasons with the home team winning each meeting. Arkansas State won the first contest on Nov. 24, 1990 in Jonesboro by a score of 91-69 in the team's season opener. The win was the first of 23 wins that season, the most in school history. Dewayne McCray led A-State with 25 points, while Bobby Gross (18) and Fred Shepherd (12) also scored in double figures. Ricky Nedd led Appalachian State with 20 points, while Steve Spurlock (14), Broderick Parker (12), and Billy Ross (12) all scored in double digits. The Mountaineers shot 45 free throws, a Convocation Center record at the time, and made 27.
- Appalachian State returned the favor the following season by defeating Arkansas State 85-74 on Dec. 7, 1991 in Boone, N.C. The Mountaineers shot 63.8 percent from the field as four players scored in double figures for Appalachian State. Steve Spurlock led all scorers with 19 points, while Bill Ross added 17, Rodney Peel scored 14, and Tim Powers chipped in with 12. A-State was led by Fred Shepherd's 15 points and Jay Cook's 14. Tyrone Hall scored 12 and Vernall Cole added 11 off the bench.
- The Red Wolves are 4-2 (.667) in home SBC openers under head coach John Brady. A-State improved 6-1 in Sun Belt Conference openers with Tuesday's victory over South Alabama, but has only opened conference play 2-0 on two different occasions under Brady (2010-11 and 2013-14). Saturday's meeting will also be the first time Coach Brady has faced Appalachian State in his coaching career.

LAST TIME OUT

- Arkansas State defeated South Alabama 63-60 in overtime to open conference play on the season and improved to 6-4 overall. A-State is now 6-9 in overtime games under coach John Brady. South Alabama jumped out to a 33-28 lead at halftime, but A-State outscored the Jaguars 25-20 in the second half and 10-7 in overtime to claim the win.
- Anthony Livingston tallied his third straight double-double and fourth of the season with 16 points and 13 rebounds, while Nouhoum Bocoum and Cameron Golden each scored 14 to help A-State in the comeback win. The Sun Belt Conference's assists per game leader PJ Hardwick dished out six assists, right at his average, and also scored eight points, had four steals, and four rebounds. The Red Wolves trailed for 33:06 of the game and were outshot by South Alabama 39.1 percent (25-64) to 35.9 percent (23-64) during the game, but A-State shot 42.3 percent (11-26) to USA's 32 percent (8-25) in the second half to erase the deficit. A-State was also outrebounded for the game 45-41, but had more assists (9-7) and less turnovers (12-16) to help capture the victory. The Red Wolves were 12-16 (75 percent) from the charity stripe, while South Alabama could only manage a 6-12 (50 percent) mark.
- The Red Wolves' win over the Jaguars improved A-State to 22-17 (.564) in the all-time series and gives A-State five straight wins over South Alabama. It was A-State's seventh win in Mobile against 13 losses (.350) and head coach John Brady improved to 8-3 (.727) against USA all-time, including a 6-2 (.750) record as A-State's head coach.

SCOUTING APPALACHIAN STATE

- The Mountaineers enter the contest with a 3-6 overall mark and will play their first Sun Belt Conference game Saturday against Arkansas State. Appalachian State lost its first two games of the season at Ohio and at Furman before winning three straight over Virginia Tech, Hampton, and Jacksonville. However, the Mountaineers are on a four-game losing skid since then with losses to Hofstra, Georgia Tech, Charlotte, and Alabama. Appalachian State took a tough loss against Alabama 60-59 in their last action on Dec. 21.
- Frank Eaves leads Appalachian State with a 16.0 PPG mark, while Tommny Spagnolo (11.0 PPG) is the only other player averaging double digits. Spagnolo also leads the team in rebounds (7.7 RPG), but no other player is averaging more than 5.0 RPG. Chris Burgess is averaging 2.6 APG, while Jacob Lawson is leading the team with a 1.0 BPG average. Additionally, Eaves is the team's leader in steals with a 1.1 SPG mark.
- Appalachian State's head coach is Jim Fox. He earned his first head coaching gig after spending the last 13 seasons at Davidson as an assistant coach, including the last two as associate head coach. During his time there, the Wildcats compiled a 288-131 (.687) record and advanced to the postseason 10 times.

2014-15 Sun Belt Conference Standings

<u>Team</u>	<u>Conference</u>		<u>Overall</u>	
Georgia State	1-0	1.000	9-3	.750
Texas State	1-0	1.000	7-3	.700
UT Arlington	1-0	1.000	7-4	.636
Arkansas State	1-0	1.000	6-4	.600
Louisiana-Lafayette	1-0	1.000	7-5	.583
Appalachian State	0-0	.000	3-6	.333
Georgia Southern	0-1	.000	7-3	.700
Troy	0-1	.000	5-5	.500
ULM	0-1	.000	6-6	.500
UALR	0-1	.000	5-6	.455
South Alabama	0-1	.000	2-9	.182



2014-15

Preseason All-Conference

FIRST TEAM

Name	School	Year	Pos.
Jelani Hewitt	Georgia Southern	Sr.	G
Ryan Harrow	Georgia State	Sr.	G
R.J. Hunter	Georgia State	Jr.	G
Shawn Long	Louisiana-Lafayette	Sr.	F
Lonnie McClanahan	UT Arlington	Sr.	G

SECOND TEAM

Name	School	Year	Pos.
Josh Hagins	UALR	Jr.	G
James White	UALR	Jr.	F
Xavian Rimmer	Louisiana-Lafayette	Sr.	G
Tylor Ongwae	ULM	Sr.	F
Emani Grant	Texas State	Jr.	F

THIRD TEAM

Name	School	Year	Pos.
Tab Hamilton	Appalachian State	Sr.	G
Trent Wiedeman	Georgia Southern	Sr.	G
Curtis Washington	Georgia State	Sr.	F
Jamel Outler	UT Arlington	Sr.	G
Kevin Thomas	Troy	Sr.	F

Preseason Player of the Year
R.J. Hunter, Georgia State

2014-15 Coaches Preseason Poll

(Points & First-Place Votes)

1. Georgia State – 121 pts. (11)
2. Louisiana-Lafayette – 110 pts.
3. UALR – 94 pts.
4. UT Arlington – 74 pts.
5. Arkansas State – 73 pts.
6. ULM – 69 pts.
7. Texas State – 43 pts.
8. Troy – 42 pts.
- 9T. Georgia Southern – 38 pts.
- 9T. South Alabama – 38 pts.
11. Appalachian State – 23 pts.

2014-15 Preseason Honors

Athlon Sports
A-State – 7th in Sun Belt Conference

College Sports Madness
Cameron Golden – All-SBC Fourth Team

Lindy's Sports
A-State – 6th in Sun Belt Conference

Sporting News
A-State – 5th in Sun Belt Conference

Blue Ribbon Yearbook
A-State – 4th in Sun Belt Conference

Double-double Livingston: Sophomore forward Anthony Livingston registered his third straight double-double and fourth of the season with 16 points and 13 rebounds, both team-highs, against South Alabama on Tuesday night. He leads A-State in points per game (16.4), rebounds per game (8.9), field-goal percentage (50 percent), and blocks per game (1.1). The PPG mark ranks as fourth in the conference and 116th in the nation, while the field-goal percentage is fourth in the SBC and 91st in the country. His RPG mark is first in the conference and 38th in the nation, while his defensive rebounds per game average of 6.8 is first in the conference and 21st in the nation. The four double-doubles lead the SBC and rank him 39th in the country.

Passing with PJ: A-State redshirt sophomore point guard PJ Hardwick followed his outstanding game against Niagara (11 assists with zero turnovers) with six assists and no turnovers against South Alabama. He has 17-to-0 assist to turnover ratio over his last two games. He also scored eight points, had four steals, and grabbed four rebounds in the 63-60 win over South Alabama. He leads the team with 48 assists for a 6.0 APG average despite missing the first two games of the year. The APG mark ranks first in the conference and 18th in the nation, while he has a 2.53 assist-to-turnover ratio that ranks third in the conference and 57th in the country. The 48 assists rank third in the conference and 159th in the nation.

The Golden Rule: Junior guard Cameron Golden was tied for second on the squad with 14 points against South Alabama and is second on the team with a 15.2 PPG average. That mark ranks him eighth in the conference. He is team's leader in steals with a 1.9 SPG mark, a total that ranks sixth in the SBC and 94th in the nation. He is second on the team in assists per game with 3.2, an average that ranks seventh in the SBC.

Doubling Up: A-State has had at least three players score in double figures in nine of its 10 games this season, with the only exception being the Purdue contest. A-State had three scorers in double figures against South Alabama as Anthony Livingston led the way with 16. Cameron Golden and Nouhoum Bocoum both added 14 each, while Sean Gardner (9) and PJ Hardwick (8) just missed double digits.

Nouhoum, No Problem: A-State junior center Nouhoum Bocoum has drawn five consecutive starts since coming off the bench in the first five games of the season. He scored 14 points and grabbed six rebounds in the 74-69 win over Niagara. Bocoum also has one of the team's double-doubles this season with a 10-point, 10-rebound effort against Purdue off the bench. He is fourth on the team in scoring (8.1 PPG) and second in rebounding (6.2 RPG).

No Rest For the Weary: Cameron Golden, Anthony Livingston, and Sean Gardner are all in the top-six in minutes played in the Sun Belt Conference and top-60 in the nation. Golden is first in the SBC and 21st in the nation with 36:24 per game. Livingston is fourth in the conference and 57th in the nation with 35:06 per game and Gardner is fifth in the SBC and 59th in the nation with 35 minutes exactly per game. PJ Hardwick has also entered the top-10 in the conference with 33:07 per game in the eight games he's played this season.

National and SBC Rankings: Arkansas State ranks fifth in the conference and 32nd in the nation in fewest turnovers with 134 and A-State is also seventh in the nation in fewest fouls with 163. The Red Wolves are fourth in the conference and 70th in the country in three-point field-goal percentage defense with opponents shooting just 30.2 percent. A-State is also fifth in the conference in total rebounds per game and 93rd in the nation with an average of 37.30. Arkansas State is fourth in the conference and 94th in the nation in defensive rebounds per game with a mark of 25.80.

Gardner Earns CSM Award: Redshirt junior guard Sean Gardner was named the College Sports Madness SBC Men's Basketball Player of the Week after scoring 23 points in A-State's 74-69 win over Niagara. He was 9-14 from the field, including 3-8 from three point range, and also had three rebounds and an assist. He scored nine points versus USA. He is third on the team in scoring (14.3 PPG) and is responsible for three of A-State's top-five scoring games this season. His PPG mark ranks 11th in the Sun Belt Conference and he ranks second in the Sun Belt Conference in three-point field-goal percentage at 37.9 percent, a mark that also places him 77th in the nation. He is fourth in the conference in three-point field goals per game at 2.50 and ranks 91st in the country in that category.

20/20: Sophomore forward Anthony Livingston accomplished a feat that no A-State player had done since the 1993-94 season. He scored 20 points and grabbed 20 rebounds against Marshall, while also tying for the team lead with four assists and leading the team with three blocked shots. It was the first time since Jan. 29, 1994 that an A-State player had scored 20 points and had 20 rebounds. On that date, A-State's Jeff Clifton tallied 43 points and had 25 boards against UALR. He was named the College Sports Madness SBC Player of the Week for his efforts in that game and against Mississippi State (eight points and seven rebounds).

Brady's Homecoming A Success: A-State head coach John Brady returned to Mississippi State Wednesday, Dec. 17 and came away with a 69-55 win. He earned his master's degree from Mississippi State and was a graduate assistant coach for the Bulldogs in 1977. After a high school head coaching stint, Brady returned to Mississippi State as an assistant coach and was with the Bulldogs for eight seasons from 1982-90. He served as the primary recruiter for head coach Richard Williams the last four years of his tenure.

Career High For Cali: Sophomore guard Daijon Macklien (nicknamed Cali because his home state is California) played a career-high 21 minutes against Toledo and scored a career-high seven points by connecting on two three-pointers and adding a free throw. He also added two assists and a steal against the Rockets.

Number 100: Arkansas State head coach John Brady recorded his 100th win as A-State's head coach with the 67-49 victory over UCA on December 1. He became the fifth coach to register at least 100 wins at Arkansas State joining John Rauth, Nelson Catalina, Dickey Nutt, and Marvin Adams. Adams is the coach above Brady with 111 wins that he tallied from 1976-84.

A-STATE'S RECORD WHEN...

At home	2-2
On the road	4-2
At a neutral site	0-0
Leading at half	3-2
Trailing at half	3-1
Tied at half	0-1
In overtime	1-0
Coming off a win	4-1
Coming off a loss	2-3
A-State scores first	4-1
Opponent scores first	2-3
In 1-4 point games	1-1
In 5-9 point games	2-2
In 10-14 point games	1-0
In 15 or more point games	2-1
Leading with 5 minutes left in regulation	4-0
Trailing with 5 minutes left in regulation	1-4
Tied with 5 minutes left in regulation	1-0
Scoring less than 50 points	0-1
Scoring 50-59 points	0-1
Scoring 60-69 points	4-1
Scoring 70-79 points	1-1
Scoring 80-89 points	0-0
Scoring 90-99 points	1-0
Scoring 100 or more points	0-0
Allowing less than 50 points	1-0
Allowing 50-59 points	2-0
Allowing 60-69 points	3-1
Allowing 70-79 points	0-2
Allowing 80-89 points	0-1
Allowing 90-99 points	0-0
Allowing 100 or more points	0-0
Better than 50% FG	2-1
Less than 50% FG	4-3
Opponent at or better than 50% FG	0-1
Opponent less than 50% FG	6-3
Outshooting opponent	2-1
Outshot by opponent	3-3
Same number of shots	1-0
Better than or at 50% 3-PT FG	0-1
Less than 50% 3-PT FG	6-3
Opponent better than or at 50% 3-PT FG	0-0
Opponent less than 50% 3-PT FG	6-4
Better than or at 50% FT	6-4
Less than 50% FT	0-0
Opponent better than or at 50% FT	5-4
Opponent less than 50% FT	1-0
Shooting more free throws than opponent	4-1
Shooting less free throws than opponent	2-3
Free throws are even	0-0
A-State starters outscore opponents	6-2
Opponent's starters outscore A-State	0-2
Starter scoring is even	0-0
Bench scores in double-digits	3-2
Bench outscores opponent	2-0
Opponent bench outscores A-State	3-3
Bench scoring is even	1-1
No A-State players score in double figures	0-0
One player scores in double figures	0-0
Two players score in double figures	0-1
Three or more players score in double figures	6-3
Outrebounding opponent	5-1
Outrebounded by opponent	1-2
Rebounds are even	0-1
10 or more assists	5-2
10 or more steals	1-0
5 or more blocks	1-0
Forcing more turnovers than opponent	2-0
Committing more turnovers than opponent	4-3
Turnovers are even	0-1
In November	0-2
In December	6-2
In January	0-0
In February	0-0
In March	0-0

HEAD COACH JOHN BRADY



A proven winner in the collegiate coaching ranks, John Brady's vision of taking the Arkansas State men's basketball program to the highest competitive level nationally has made the two entities a perfect match.

Brady has certainly become accustomed to success throughout his distinguished coaching career as evidenced by a Final Four appearance and 380 career

victories.

The past two seasons (2012-13 and 2013-14) clearly illustrate Brady's success as A-State has compiled back-to-back 19-win seasons to represent the Red Wolves' most single-season victories since 1997-98 campaign. The 2012-13 team posted a 19-12 overall mark and claimed a Sun Belt Conference (SBC) West Division Championship title while the 2013-14 squad registered a 19-13 overall record.

A new era in A-State men's basketball history began on March 19, 2008 when Brady was announced as the Red Wolves' 15th head coach in the program's history.

Brady has wasted little time making a positive impact on the A-State program as in his initial three years at the helm, he turned the Red Wolves into a success story on the court by capturing a share of the Sun Belt Conference's Western Division Championship title in 2010-11 along with compiling double-digit SBC wins back-to-back for the first time in nearly 20 years and going 13-0 at home.

During his first season with the Red Wolves, Brady helped lead A-State to one of the best starts in program history and achieved the No. 22 ranking on Collegeinsider.com's Top 25 poll.

Brady would take the Red Wolves a step further in his second season (2009-10), improving their record to 17-14 while making a Sun Belt Conference Tournament Semifinal appearance and finishing second in the SBC's West Division. For his efforts, Brady was named Sun Belt Coach of the Year and the District VII Coach of the Year by the USBWA.

For the 2009-10 season, A-State registered an 11-7 SBC record which signified its best conference mark since the 2006-07 campaign when A-State achieved an identical league mark. A-State's 11 wins represented the seventh time in which the Red Wolves compiled a double-digit league victories total since joining the Sun Belt. A-State would then duplicate its SBC wins in the 2010-11 season by finishing with an 11-5 conference ledger.

Prior to Arkansas State, Brady spent 10-plus seasons serving as LSU's head coach. During his tenure at the school, Brady guided the Tigers to six post-season berths, two Southeastern Conference (SEC) Championship crowns and three SEC Western Division titles. With his success, Brady was tabbed as the SEC Coach of the Year twice (1999-00 and 2005-06).

Brady's 16-year tenure as a head coach at both LSU and Samford in Birmingham, Alabama, has been decorated with achievements. He has coached a combined 25 All-TAAC and SEC selections, 48 academic all-conference choices, posted 11 winning seasons and collected five division championships. Brady compiled up the third most wins in LSU history with 192 and left Samford after the 1996-97 season as the Bulldog's all-time leader in coaching victories (89) as well.

Brady quickly turned around an LSU's men's basketball program that had suffered four consecutive losing seasons prior to his arrival, leading the Tigers to a 28-6 record, an SEC Championship and an NCAA Sweet 16 appearance in just his third season (1999-00) at the helm. Under Brady's direction, the Tigers recorded six consecutive winning seasons from 2001-02 to 2006-07 while making three trips to the NCAA Tournament and two more to the NIT. The 2005-06 campaign saw LSU post a 27-9 overall record and advance to the Final Four for the first time in 20 years.

Not only did Brady coach the Tigers to 23 wins versus ranked opponents, he also led them to victories over two teams ranked No. 1 in the Associated Press Poll (Arizona in 2002-03 and Duke in 2005-06). Additionally, he orchestrated a 19-game home win-

ning streak over SEC opponents, the third longest stretch in LSU history.

While at LSU, Brady coached two NBA Lottery picks and six current NBA players. The Tigers signed nine Parade All-Americans and four McDonald All-Americans under Brady, who also coached three SEC Players of the Year, four players named SEC Freshman of the Year, one SEC Scholar-Athlete of the Year and 17 All-SEC selections.

Prior to taking over the reigns at LSU, Brady served as Samford's head coach from 1991-92 through 1996-97. He quickly turned around a Samford program, which was coming off six straight losing seasons, by guiding the Bulldogs to a 17-10 overall record in just his second season. Brady went on to lead Samford to three consecutive winning seasons (1995-97) for the first time since 1982-84, culminating in a 19-9 overall record and division crown in 1997. SU placed first in the Trans America Athletic Conference's (TAAC) West Division in each of Brady's final two seasons for the first time in program history.

Brady's four winning seasons at Samford represented the first for any coach at the school. He directed SU to an 89-77 record after the Bulldogs went 27-83 the four seasons prior to his initial year. Brady coached eight All-TAAC and 14 Academic All-TAAC student-athletes over six seasons at Samford.

A native of McComb, Miss., native, Brady earned his bachelor's degree from Belhaven College in 1976. He was a three-year starter at BC and scored over 1,000 career points. Brady, a two-time All-Southern States Conference selection, was inducted into his alma mater's Hall of Fame.

Brady began his coaching career as a graduate assistant for the Mississippi State men's basketball program where he earned his master's degree from 1976-77. Brady took his first head coaching position in 1977 at Louisiana's Crowley High School and led the basketball squad to a 129-49 (.725) overall record in five seasons. He was honored as the 1981 Louisiana Sports Writers Association Class 3-A Coach of the Year.

Brady returned to the college coaching ranks in 1982 as an assistant coach at Mississippi State. He spent eight years with the Bulldogs, the first four seasons under coach Bob Hoyt and the proceeding four as a chief recruiter for coach Richard Williams. Following his tenure at MSU, Brady returned to Louisiana to serve as an assistant coach at the University of New Orleans. Brady helped lead UNO to a NCAA Tournament berth in his only season with the Privateers.

BRADY'S YEAR-BY-YEAR AT A-STATE

SEASON	OVERALL			CONFERENCE			FINISH
	W	L	Pct.	W	L	Pct.	
2008-09	13	17	.434	5	13	.278	7th-West
2009-10	17	14	.548	11	7	.611	2nd-West
2010-11	17	15	.531	11	5	.687	WD Champs
2011-12	14	20	.412	6	10	.375	5th-West
2012-13	19	12	.633	12	8	.600	WD Champs
2013-14	19	13	.594	10	8	.556	4th
2014-15	6	4	.600	1	0	1.000	
TOTALS	105	95	.525	56	51	.523	

WD – West Division Champions

BRADY'S A-STATE RECORD BREAKDOWN

MONTH	OVERALL	HOME	AWAY	NEUTRAL
NOVEMBER	18-18	10-4	8-10	0-4
DECEMBER	31-21	21-5	10-16	0-0
JANUARY	28-23	21-7	7-16	0-0
FEBRUARY	22-23	15-5	7-18	0-0
MARCH	6-10	1-2	0-3	5-5
CAREER TOTAL – 105-95				
HOME – 68-23;				
AWAY – 32-63;				
NEUTRAL – 5-9				



2014-15 Arkansas State Men's Basketball Roster

NO.	NAME	HT.	WT.	YR.	POS.	Ex.	HOMETOWN/LAST SCHOOL
0	Daijon Macklien	6-1	195	So.	G	JC	Los Angeles, Calif./Chattahoochee Valley CC
1	Cameron Golden	6-0	158	Jr.	G	2L	Memphis, Tenn./Ridgeway
2	Connor Kern	6-4	189	Fr.	G	HS	Pickerington, Ohio/Pickerington Central
3	Devin Carter*	6-4	209	Jr.	G	TR	Champaign, Ill./Kent State
4	Josh Pierre	6-0	184	Jr.	G	2L	Baton Rouge, La./Stillwater, Okla.
5	PJ Hardwick	5-11	167	RSo.	G	TR	Miami, Fla./North Texas
10	Frederic Dure	6-5	165	Jr.	G	JC	Montreal, Quebec/Sheridan College
11	Charles Waters	6-6	186	Jr.	F	JC	Memphis, Tenn./Southwest Tennessee CC
12	Sean Gardner	6-5	178	RJr.	G	RS	Memphis, Tenn./Motlow JC
13	C.J. Foster	6-3	180	So.	G	JC	Lilburn, Ga./Roane State
14	Kelvin Downs	6-9	230	Jr.	F	2L	Arlington, Texas/Juan Seguin
20	Josh Bowling	6-5	205	Fr.	F	HS	Benton, Ark./Benton
24	Anthony Livingston	6-8	230	So.	F	JC	Washington, D.C./San Jacinto College
33	Nouhoum Bocoum	6-10	270	Jr.	C	JC	Harlem, N.Y./Paris JC

* – Ineligible 2014-15 season due to NCAA Transfer Rule

Coaching Staff:

HEAD COACH: John Brady (7th Year)

ASSOCIATE HEAD COACH: Melvin Haralson (4th Year)

ASSISTANT COACHES: Carlos Wilson (1st Year), Mike Scutero (1st year)

DIRECTOR OF BASKETBALL OPERATIONS: Kyle Drake (1st Year)

Pronunciation Guide:

Nouhoum Bocoum - NA-hoom BA-coom

Daijon Macklien - DAY-john MAC-clean

Red Wolves by State/Country

Tennessee (3)

Memphis - Cameron Golden

Memphis - Charles Waters

Memphis - Sean Gardner

Arkansas (1)

Benton - Josh Bowling

California (1)

Los Angeles - Daijon Macklien

Florida (1)

Miami - PJ Hardwick

Georgia (1)

Lilburn - C.J. Foster

Illinois (1)

Champaign - Devin Carter

Louisiana (1)

Baton Rouge - Josh Pierre

New York (1)

Harlem - Nouhoum Bocoum

Ohio (1)

Pickerington - Connor Kern

Texas (1)


Arlington - Kelvin Downs

District of Columbia (1)

Washington, D.C. - Anthony Livingston

Canada (1)

Montreal, Quebec - Frederic Dure




0 – Dajon Macklien

Sophomore - Guard
6-1 - 195
Los Angeles, Calif.



1 – Cameron Golden

Junior - Guard
6-0 - 158
Memphis, Tenn.



2 – Connor Kern

Freshman - Guard
6-4 - 189
Pickerington, Ohio



3 – Devin Carter

Junior - Guard
6-4 - 209
Champaign, Ill.




4 – Josh Pierre

Junior - Guard
6-0 - 184
Baton Rouge, La.



5 – PJ Hardwick

R-Sophomore - Guard
5-10 - 167
Miami, Fla.




10 – Frederic Dure

Junior - Guard
6-5 - 165
Montreal, Quebec



11 – Charles Waters

Junior - Forward
6-6 - 186
Memphis, Tenn.




12 – Sean Gardner

R-Junior - Guard
6-5 - 178
Memphis, Tenn.



13 – C.J. Foster

Sophomore - Guard
6-3 - 180
Lilburn, Ga.



14 – Kelvin Downs

Junior - Forward
6-9 - 230
Arlington, Texas




20 – Josh Bowling

Freshman - Forward
6-5 - 205
Benton, Ark.



22 – Tyler Cordon

Freshman - Forward
6-7 - 225
Kailua, Hawaii



24 – Anthony Livingston

Sophomore - Forward
6-8 - 230
Washington, D.C.



25 – Ronnie White

Junior - Forward
6-9 - 225
Chicago, Ill.



33 – Nouhoum Bocoum

Junior H Center
6-10 H 270
Harlem, N.Y.



John Brady

Head Coach
7th Season



Melvin Haralson

Associate Head Coach
4th Season



Carlos Wilson

Assistant Coach
1st Season



Mike Scutero

Assistant Coach
1st Season



2014-15 RADIO/TV ROSTER





Arkansas State Combined Team Statistics (as of Dec 30, 2014)

All games



RECORD:	OVERALL	HOME	AWAY	NEUTRAL
ALL GAMES	6-4	2-2	4-2	0-0
CONFERENCE	1-0	0-0	1-0	0-0
NON-CONFERENCE	5-4	2-2	3-2	0-0

##	Player	gp-gs	min	avg	Total		3-Point		F-Throw		Rebounds				pf	dq	a	to	blk	stl	pts	avg
					fg-fga	fg%	3fg-fga	3fg%	ft-fa	ft%	off	def	tot	avg								
24	Livingston, Anthon	10-10	351	35.1	59-118	.50	12-28	.42	34-54	.63	21	68	89	8.9	21	0	11	31	11	6	164	16.4
01	Golden, Cameron	10-10	364	36.4	51-132	.38	26-76	.34	24-34	.70	7	28	35	3.5	23	1	32	18	3	19	152	15.2
12	Gardner, Sean	10-10	350	35.0	54-118	.45	25-66	.37	10-16	.62	13	34	47	4.7	20	1	10	15	4	8	143	14.3
33	Bocoum, Nouhou	10-5	193	19.3	31-63	.49	0-1	.00	19-27	.70	24	38	62	6.2	21	1	1	10	7	3	81	8.1
05	Hardwick, PJ	8-8	265	33.1	11-34	.32	0-0	.00	16-20	.80	7	22	29	3.6	16	0	48	19	0	8	38	4.8
14	Downs, Kelvin	10-5	168	16.8	14-36	.38	0-2	.00	10-15	.66	8	19	27	2.7	28	2	3	15	4	1	38	3.8
13	Foster, C.J.	6-2	97	16.2	5-12	.41	0-3	.00	7-10	.70	4	5	9	1.5	13	1	6	8	1	0	17	2.8
00	Macklien, Daijon	10-0	139	13.9	9-23	.39	3-9	.33	3-4	.75	2	8	10	1.0	7	0	10	11	0	4	24	2.4
11	Waters, Charles	8-0	63	7.9	6-13	.46	0-0	.00	3-4	.75	4	10	14	1.8	9	0	0	4	2	5	15	1.9
25	White, Ronnie	3-0	26	8.7	1-4	.25	0-0	.00	3-4	.75	2	8	10	3.3	4	0	0	1	0	0	5	1.7
04	Pierre, Josh	4-0	9	2.3	0-1	.00	0-1	.00	0-0	.00	0	1	1	0.3	0	0	0	0	0	1	0	0.0
Team											23	17	40		1		2					
Total.....		10	2025		241-554	.43	66-186	.35	129-188	.68	115	258	373	37.3	163	6	121	134	32	55	677	67.7
Opponents.....		10	2025		237-589	.40	70-232	.30	113-182	.62	126	226	352	35.2	174	-	115	121	32	61	657	65.7

TEAM STATISTICS	ASU	OPP
SCORING	677	657
Points per game	67.7	65.7
Scoring margin	+2.0	-
FIELD GOALS-ATT	241-554	237-589
Field goal pct	.435	.402
3 POINT FG-ATT	66-186	70-232
3-point FG pct	.355	.302
3-pt FG made per gam	6.6	7.0
FREE THROWS-ATT	129-188	113-182
Free throw pct	.686	.621
F-Throws made per ga	12.9	11.3
REBOUNDS	373	352
Rebounds per game	37.3	35.2
Rebounding margin	+2.1	-
ASSISTS	121	115
Assists per game	12.1	11.5
TURNOVERS	134	121
Turnovers per game	13.4	12.1
Turnover margin	-1.3	-
Assist/turnover ratio	0.9	1.0
STEALS	55	61
Steals per game	5.5	6.1
BLOCKS	32	32
Blocks per game	3.2	3.2
ATTENDANCE	6238	24124
Home games-Avg/Gam	4-1560	6-4021
Neutral site-Avg/Game	-	0-0

Date	Opponent		Score	Att.
11/17/14	UT MARTIN	L	73-75	1517
11/25/14	LAMAR	L	58-63	1534
12/1/14	at Central Arkansas	W	67-49	1734
12/6/14	BELHAVEN	W	95-68	1406
12/10/14	at Purdue	L	46-87	9964
12/13/14	at TOLEDO	L	65-73	4445
12-17-14	at Mississippi State	W	69-55	5390
12/20/14	MARSHALL	W	67-58	1781
12/23/14	at Niagara	W	74-69	909
* 12/30/14	at South Alabama	Wot	63-60	1682

* - Conference game

Score by Periods	1st	2nd	OT	Totals
Arkansas State	327	340	10	677
Opponents	334	316	7	657



Arkansas State Combined Team Statistics (as of Dec 30, 2014)

Conference games



RECORD:	OVERALL	HOME	AWAY	NEUTRAL
ALL GAMES	1-0	0-0	1-0	0-0
CONFERENCE	1-0	0-0	1-0	0-0
NON-CONFERENCE	0-0	0-0	0-0	0-0

##	Player	gp-gs	min	avg	Total		3-Point		F-Throw		Rebounds				pf	dq	a	to	blk	stl	pts	avg
					fg-fga	fg%	3fg-fga	3fg%	ft-fa	ft%	off	def	tot	avg								
24	Livingston, Anthon	1-1	43	43.0	6-16	.37	1-5	.20	3-4	.75	2	11	13	13.0	0	0	1	2	0	0	16	16.0
01	Golden, Cameron	1-1	42	42.0	4-13	.30	3-9	.33	3-6	.50	2	4	6	6.0	1	0	1	3	0	1	14	14.0
33	Bocoum, Nouhou	1-1	22	22.0	5-8	.62	0-0	.00	4-4	1.000	4	2	6	6.0	5	1	0	0	0	0	14	14.0
12	Gardner, Sean	1-1	41	41.0	4-13	.30	1-5	.20	0-0	.00	1	2	3	3.0	0	0	1	3	1	1	9	9.0
05	Hardwick, PJ	1-1	45	45.0	3-9	.33	0-0	.00	2-2	1.000	1	3	4	4.0	1	0	6	0	0	4	8	8.0
11	Waters, Charles	1-0	14	14.0	1-2	.50	0-0	.00	0-0	.00	1	2	3	3.0	2	0	0	0	2	1	2	2.0
14	Downs, Kelvin	1-0	11	11.0	0-1	.00	0-0	.00	0-0	.00	0	1	1	1.0	5	1	0	2	0	0	0	0.0
00	Macklien, Daijon	1-0	7	7.0	0-2	.00	0-0	.00	0-0	.00	1	1	2	2.0	0	0	0	1	0	0	0	0.0
Team											2	1	3					1				
Total.....		1	225		23-64	.35	5-19	.26	12-16	.75	14	27	41	41.0	14	2	9	12	3	7	63	63.0
Opponents.....		1	225		25-64	.39	4-20	.20	6-12	.50	16	29	45	45.0	14	-	7	16	6	8	60	60.0

TEAM STATISTICS	ASU	OPP	Date	Opponent	Score	Att.
SCORING	63	60	* 12/30/14	at South Alabama	Wot 63-60	1682
Points per game	63.0	60.0				
Scoring margin	+3.0	-				
FIELD GOALS-ATT	23-64	25-64				
Field goal pct	.359	.391				
3 POINT FG-ATT	5-19	4-20				
3-point FG pct	.263	.200				
3-pt FG made per gam	5.0	4.0				
FREE THROWS-ATT	12-16	6-12				
Free throw pct	.750	.500				
F-Throws made per ga	12.0	6.0				
REBOUNDS	41	45				
Rebounds per game	41.0	45.0				
Rebounding margin	-4.0	-				
ASSISTS	9	7				
Assists per game	9.0	7.0				
TURNOVERS	12	16				
Turnovers per game	12.0	16.0				
Turnover margin	+4.0	-				
Assist/turnover ratio	0.8	0.4				
STEALS	7	8				
Steals per game	7.0	8.0				
BLOCKS	3	6				
Blocks per game	3.0	6.0				
ATTENDANCE	0	1682				
Home games-Avg/Gam	0-0	1-1682				
Neutral site-Avg/Game	-	0-0				

Score by Periods	1st	2nd	OT	Totals
Arkansas State	28	25	10	63
Opponents	33	20	7	60



Arkansas State Team Game-by-Game (as of Jan 02, 2015) All games



TEAM STATISTICS

Opponent	Date	Score		Total		3-Pointers		Free throws		Rebounds				pf	a	t/o	blk	stl	pts	avg
				fg-fga	pct	3fg-fga	pct	ft-fta	pct	off	def	tot	avg							
UT MARTIN	11/17/	73-75	L	26-45	.57	6-11	.54	15-20	.75	4	23	27	27.0	18	6	16	1	6	73	73.0
LAMAR	11/25/	58-63	L	19-46	.41	5-17	.29	15-25	.60	12	20	32	29.5	17	8	15	3	3	58	65.5
at Central Arkansas	12/1/1	67-49	W	26-58	.44	6-19	.31	9-16	.56	17	20	37	32.0	16	10	14	7	11	67	66.0
BELHAVEN	12/6/1	95-68	W	34-68	.50	13-27	.48	14-15	.93	17	30	47	35.8	14	20	12	4	9	95	73.2
at Purdue	12/10/	46-87	L	17-57	.29	2-14	.14	10-14	.71	13	18	31	34.8	22	11	17	2	5	46	67.8
at TOLEDO	12/13/	65-73	L	25-58	.43	9-23	.39	6-8	.75	10	25	35	34.8	19	16	10	3	4	65	67.3
at Mississippi State	12-17-	69-55	W	24-46	.52	8-19	.42	13-24	.54	6	33	39	35.4	14	13	14	3	4	69	67.6
MARSHALL	12/20/	67-58	W	21-57	.36	5-20	.25	20-29	.69	13	36	49	37.1	13	12	14	4	2	67	67.5
at Niagara	12/23/	74-69	W	26-55	.47	7-17	.41	15-21	.71	9	26	35	36.9	16	16	10	2	4	74	68.2
at South Alabama	12/30/	63-60	Wo	23-64	.35	5-19	.26	12-16	.75	14	27	41	37.3	14	9	12	3	7	63	67.7
Arkansas State		677		241-554	.435	66-186	.355	129-188	.686	115	258	373	37.3	163	121	134	32	55	677	67.7
Opponents		657		237-589	.402	70-232	.302	113-182	.621	126	226	352	35.2	174	115	121	32	61	657	65.7

Games played: 10
Points/game: 67.7
FG Pct: 43.5
3FG Pct: 35.5
FT Pct: 68.6

Rebounds/game: 37.3
Assists/game: 12.1
Turnovers/game: 13.4
Assist/turnover ratio: 0.9
Steals/game: 5.5
Blocks/game: 3.2



Arkansas State Team High/Low Analysis (as of Jan 02, 2015)
All games



Arkansas State - TEAM GAME HIGHS

POINTS	95	BELHAVEN (12/6/14)
	74	at Niagara (12/23/14)
	73	UT MARTIN (11/17/14)
	69	at Mississippi State (12-17-14)
	67	MARSHALL (12/20/14)
	67	at Central Arkansas (12/1/14)
FIELD GOALS MADE	34	BELHAVEN (12/6/14)
	26	at Niagara (12/23/14)
	26	at Central Arkansas (12/1/14)
	26	UT MARTIN (11/17/14)
FIELD GOAL ATTEMPTS	68	BELHAVEN (12/6/14)
	64	at South Alabama (12/30/14)
FIELD GOAL PERCENTAGE	.578 (26-45)	UT MARTIN (11/17/14)
	.522 (24-46)	at Mississippi State (12-17-14)
3 PT FIELD GOALS MADE	13	BELHAVEN (12/6/14)
	9	at TOLEDO (12/13/14)
3 PT FG ATTEMPTS	27	BELHAVEN (12/6/14)
	23	at TOLEDO (12/13/14)
3 PT FG PERCENTAGE	.545 (6-11)	UT MARTIN (11/17/14)
	.481 (13-27)	BELHAVEN (12/6/14)
FREE THROWS MADE	20	MARSHALL (12/20/14)
	15	at Niagara (12/23/14)
	15	LAMAR (11/25/14)
	15	UT MARTIN (11/17/14)
FREE THROW ATTEMPTS	29	MARSHALL (12/20/14)
	25	LAMAR (11/25/14)
FREE THROW PERCENTAGE	.933 (14-15)	BELHAVEN (12/6/14)
	.750 (15-20)	UT MARTIN (11/17/14)
	.750 (12-16)	at South Alabama (12/30/14)
	.750 (6-8)	at TOLEDO (12/13/14)
REBOUNDS	49	MARSHALL (12/20/14)
	47	BELHAVEN (12/6/14)
ASSISTS	20	BELHAVEN (12/6/14)
	16	at Niagara (12/23/14)
	16	at TOLEDO (12/13/14)
STEALS	11	at Central Arkansas (12/1/14)
	9	BELHAVEN (12/6/14)
BLOCKED SHOTS	7	at Central Arkansas (12/1/14)
	4	MARSHALL (12/20/14)
	4	BELHAVEN (12/6/14)
TURNOVERS	17	at Purdue (12/10/14)
	16	UT MARTIN (11/17/14)
FOULS	22	at Purdue (12/10/14)
	19	at TOLEDO (12/13/14)



Arkansas State High/Low Analysis (as of Jan 02, 2015)
All games



Opponent - GAME HIGHS

POINTS	87		at Purdue (12/10/14)
	75		UT MARTIN (11/17/14)
	73		at TOLEDO (12/13/14)
	69		at Niagara (12/23/14)
	68		BELHAVEN (12/6/14)
FIELD GOALS MADE	30		at Purdue (12/10/14)
	27		at Niagara (12/23/14)
FIELD GOAL ATTEMPTS	71		MARSHALL (12/20/14)
	65		at Mississippi State (12-17-14)
FIELD GOAL PERCENTAGE	.508	(30-59)	at Purdue (12/10/14)
	.473	(26-55)	UT MARTIN (11/17/14)
3 PT FIELD GOALS MADE	11		BELHAVEN (12/6/14)
	10		MARSHALL (12/20/14)
3 PT FG ATTEMPTS	38		MARSHALL (12/20/14)
	30		BELHAVEN (12/6/14)
3 PT FG PERCENTAGE	.400	(8-20)	UT MARTIN (11/17/14)
	.391	(9-23)	at Purdue (12/10/14)
FREE THROWS MADE	20		at TOLEDO (12/13/14)
	18		at Purdue (12/10/14)
FREE THROW ATTEMPTS	28		at Purdue (12/10/14)
	25		at TOLEDO (12/13/14)
FREE THROW PERCENTAGE	.833	(10-12)	at Mississippi State (12-17-14)
	.800	(20-25)	at TOLEDO (12/13/14)
REBOUNDS	45		at South Alabama (12/30/14)
	43		MARSHALL (12/20/14)
ASSISTS	21		at Purdue (12/10/14)
	15		at Niagara (12/23/14)
	15		at TOLEDO (12/13/14)
STEALS	11		UT MARTIN (11/17/14)
	8		at South Alabama (12/30/14)
	8		LAMAR (11/25/14)
BLOCKED SHOTS	8		at Purdue (12/10/14)
	6		at South Alabama (12/30/14)
TURNOVERS	21		at Central Arkansas (12/1/14)
	16		at South Alabama (12/30/14)
FOULS	25		MARSHALL (12/20/14)
	25		LAMAR (11/25/14)



Arkansas State High/Low Analysis (as of Jan 02, 2015)
All games



Arkansas State - GAME LOWS

POINTS	46		at Purdue (12/10/14)
	58		LAMAR (11/25/14)
	63		at South Alabama (12/30/14)
	65		at TOLEDO (12/13/14)
	67		at Central Arkansas (12/1/14)
	67		MARSHALL (12/20/14)
FIELD GOALS MADE	17		at Purdue (12/10/14)
	19		LAMAR (11/25/14)
FIELD GOAL ATTEMPTS	45		UT MARTIN (11/17/14)
	46		LAMAR (11/25/14)
	46		at Mississippi State (12-17-14)
FIELD GOAL PERCENTAGE	.298	(17-57)	at Purdue (12/10/14)
	.359	(23-64)	at South Alabama (12/30/14)
3 PT FIELD GOALS MADE	2		at Purdue (12/10/14)
	5		LAMAR (11/25/14)
	5		MARSHALL (12/20/14)
	5		at South Alabama (12/30/14)
3 PT FG ATTEMPTS	11		UT MARTIN (11/17/14)
	14		at Purdue (12/10/14)
3 PT FG PERCENTAGE	.143	(2-14)	at Purdue (12/10/14)
	.250	(5-20)	MARSHALL (12/20/14)
FREE THROWS MADE	6		at TOLEDO (12/13/14)
	9		at Central Arkansas (12/1/14)
FREE THROW ATTEMPTS	8		at TOLEDO (12/13/14)
	14		at Purdue (12/10/14)
FREE THROW PERCENTAGE	.542	(13-24)	at Mississippi State (12-17-14)
	.563	(9-16)	at Central Arkansas (12/1/14)
REBOUNDS	27		UT MARTIN (11/17/14)
	31		at Purdue (12/10/14)
ASSISTS	6		UT MARTIN (11/17/14)
	8		LAMAR (11/25/14)
STEALS	2		MARSHALL (12/20/14)
	3		LAMAR (11/25/14)
BLOCKED SHOTS	1		UT MARTIN (11/17/14)
	2		at Purdue (12/10/14)
	2		at Niagara (12/23/14)
TURNOVERS	10		at TOLEDO (12/13/14)
	10		at Niagara (12/23/14)
FOULS	13		MARSHALL (12/20/14)
	14		BELHAVEN (12/6/14)
	14		at Mississippi State (12-17-14)
	14		at South Alabama (12/30/14)



Arkansas State High/Low Analysis (as of Jan 02, 2015)
All games



Opponent - GAME LOWS

POINTS	49		at Central Arkansas (12/1/14)
	55		at Mississippi State (12-17-14)
	58		MARSHALL (12/20/14)
	60		at South Alabama (12/30/14)
	63		LAMAR (11/25/14)
FIELD GOALS MADE	17		at Central Arkansas (12/1/14)
	21		at Mississippi State (12-17-14)
	21		MARSHALL (12/20/14)
FIELD GOAL ATTEMPTS	50		at Central Arkansas (12/1/14)
	53		LAMAR (11/25/14)
FIELD GOAL PERCENTAGE	.296	(21-71)	MARSHALL (12/20/14)
	.323	(21-65)	at Mississippi State (12-17-14)
3 PT FIELD GOALS MADE	3		at Mississippi State (12-17-14)
	4		at South Alabama (12/30/14)
3 PT FG ATTEMPTS	17		LAMAR (11/25/14)
	17		at Mississippi State (12-17-14)
3 PT FG PERCENTAGE	.176	(3-17)	at Mississippi State (12-17-14)
	.200	(4-20)	at South Alabama (12/30/14)
FREE THROWS MADE	6		MARSHALL (12/20/14)
	6		at South Alabama (12/30/14)
FREE THROW ATTEMPTS	8		MARSHALL (12/20/14)
	12		at Mississippi State (12-17-14)
	12		at South Alabama (12/30/14)
FREE THROW PERCENTAGE	.389	(7-18)	at Central Arkansas (12/1/14)
	.500	(6-12)	at South Alabama (12/30/14)
REBOUNDS	24		BELHAVEN (12/6/14)
	30		UT MARTIN (11/17/14)
ASSISTS	4		at Mississippi State (12-17-14)
	7		at South Alabama (12/30/14)
STEALS	2		at TOLEDO (12/13/14)
	2		at Niagara (12/23/14)
BLOCKED SHOTS	0		UT MARTIN (11/17/14)
	1		LAMAR (11/25/14)
	1		at Niagara (12/23/14)
TURNOVERS	5		at TOLEDO (12/13/14)
	9		at Mississippi State (12-17-14)
	9		at Niagara (12/23/14)
FOULS	11		at TOLEDO (12/13/14)
	12		at Purdue (12/10/14)



Arkansas State Individual Game-by-Game (as of Jan 02, 2015)

All games



#00 Macklien, Daijon

Opponent	Date	gs	min	Total		3-Pointers		Free throws		Rebounds				pf	a	t/o	blk	stl	pts	avg
				fg-fga	pct	3fg-fga	pct	ft-fa	pct	off	def	tot	avg							
UT MARTIN	11/17/		20	0-1	.00	0-1	.00	0-0	.00	0	0	0	0.0	1	2	3	0	0	0	0.0
LAMAR	11/25/		17	1-4	.25	0-1	.00	0-0	.00	0	1	1	0.5	2	0	0	0	0	2	1.0
at Central Arkansas	12/1/1		7	0-1	.00	0-1	.00	0-0	.00	0	0	0	0.3	2	0	1	0	0	0	0.7
BELHAVEN	12/6/1		6	2-4	.50	1-3	.33	0-0	.00	1	0	1	0.5	0	1	0	0	1	5	1.8
at Purdue	12/10/		17	2-3	.66	0-0	.00	0-0	.00	0	0	0	0.4	0	2	1	0	0	4	2.2
at TOLEDO	12/13/		21	2-2	1.00	2-2	1.00	1-2	.50	0	0	0	0.3	0	2	1	0	1	7	3.0
at Mississippi State	12-17-		18	0-1	.00	0-0	.00	0-0	.00	0	4	4	0.9	0	1	1	0	0	0	2.6
MARSHALL	12/20/		11	1-4	.25	0-1	.00	0-0	.00	0	1	1	0.9	1	1	2	0	1	2	2.5
at Niagara	12/23/		15	1-1	1.00	0-0	.00	2-2	1.00	0	1	1	0.9	1	1	1	0	1	4	2.7
at South Alabama	12/30/		7	0-2	.00	0-0	.00	0-0	.00	1	1	2	1.0	0	0	1	0	0	0	2.4
Totals		0	139	9-23	.39	3-9	.33	3-4	.75	2	8	10	1.0	7	10	11	0	4	24	2.4

Games played: 10
Minutes/game: 13.9
Points/game: 2.4
FG Pct: 39.1
3FG Pct: 33.3
FT Pct: 75.0

Rebounds/game: 1.0
Assists/game: 1.0
Turnovers/game: 1.1
Assist/turnover ratio: 0.9
Steals/game: 0.4

#01 Golden, Cameron

Opponent	Date	gs	min	Total		3-Pointers		Free throws		Rebounds				pf	a	t/o	blk	stl	pts	avg
				fg-fga	pct	3fg-fga	pct	ft-fa	pct	off	def	tot	avg							
UT MARTIN	11/17/	*	37	5-9	.55	3-3	1.00	4-6	.66	0	4	4	4.0	2	3	2	0	2	17	17.0
LAMAR	11/25/	*	40	4-13	.30	2-6	.33	3-6	.50	1	2	3	3.5	2	4	4	0	1	13	15.0
at Central Arkansas	12/1/1	*	33	5-15	.33	4-10	.40	0-0	.00	0	0	0	2.3	2	4	1	0	5	14	14.7
BELHAVEN	12/6/1	*	34	5-15	.33	3-10	.30	5-5	1.00	1	0	1	2.0	1	7	0	0	2	18	15.5
at Purdue	12/10/	*	35	3-13	.23	1-8	.12	2-2	1.00	0	2	2	2.0	3	2	2	1	4	9	14.2
at TOLEDO	12/13/	*	33	6-15	.40	4-10	.40	2-2	1.00	0	6	6	2.7	4	4	1	0	0	18	14.8
at Mississippi State	12-17-	*	36	6-13	.46	3-7	.42	0-1	.00	0	2	2	2.6	5	4	2	0	1	15	14.9
MARSHALL	12/20/	*	35	5-12	.41	1-6	.16	3-4	.75	2	4	6	3.0	0	1	1	0	1	14	14.8
at Niagara	12/23/	*	39	8-14	.57	2-7	.28	2-2	1.00	1	4	5	3.2	3	2	2	2	2	20	15.3
at South Alabama	12/30/	*	42	4-13	.30	3-9	.33	3-6	.50	2	4	6	3.5	1	1	3	0	1	14	15.2
Totals		10	364	51-132	.38	26-76	.34	24-34	.70	7	28	35	3.5	23	32	18	3	19	152	15.2

Games played: 10
Minutes/game: 36.4
Points/game: 15.2
FG Pct: 38.6
3FG Pct: 34.2
FT Pct: 70.6

Rebounds/game: 3.5
Assists/game: 3.2
Turnovers/game: 1.8
Assist/turnover ratio: 1.8
Steals/game: 1.9
Blocks/game: 0.3



Arkansas State Individual Game-by-Game (as of Jan 02, 2015)

All games



#04 Pierre, Josh

Opponent	Date	gs	min	Total		3-Pointers		Free throws		Rebounds				pf	a	t/o	blk	stl	pts	avg
				fg-fga	pct	3fg-fga	pct	ft-fta	pct	off	def	tot	avg							
UT MARTIN	11/17/		3	0-0	.00	0-0	.00	0-0	.00	0	1	1	1.0	0	0	0	0	0	0	0.0
LAMAR	11/25/		2	0-1	.00	0-1	.00	0-0	.00	0	0	0	0.5	0	0	0	0	0	0	0.0
BELHAVEN	12/6/1		2	0-0	.00	0-0	.00	0-0	.00	0	0	0	0.3	0	0	0	0	1	0	0.0
at Purdue	12/10/		2	0-0	.00	0-0	.00	0-0	.00	0	0	0	0.3	0	0	0	0	0	0	0.0
Totals		0	9	0-1	.00	0-1	.00	0-0	.00	0	1	1	0.3	0	0	0	0	1	0	0.0

Games played: 4
Minutes/game: 2.3
FG Pct: 0.0
3FG Pct: 0.0

Rebounds/game: 0.3
Steals/game: 0.3

#05 Hardwick, PJ

Opponent	Date	gs	min	Total		3-Pointers		Free throws		Rebounds				pf	a	t/o	blk	stl	pts	avg
				fg-fga	pct	3fg-fga	pct	ft-fta	pct	off	def	tot	avg							
at Central Arkansas	12/1/1	*	35	1-2	.50	0-0	.00	4-6	.66	1	4	5	5.0	4	3	5	0	2	6	6.0
BELHAVEN	12/6/1	*	37	2-6	.33	0-0	.00	1-1	1.00	4	2	6	5.5	1	9	3	0	1	5	5.5
at Purdue	12/10/	*	26	2-7	.28	0-0	.00	4-4	1.00	0	1	1	4.0	0	3	5	0	1	8	6.3
at TOLEDO	12/13/	*	26	0-3	.00	0-0	.00	0-0	.00	0	1	1	3.3	4	5	0	0	0	0	4.8
at Mississippi State	12-17-	*	29	1-2	.50	0-0	.00	5-7	.71	0	6	6	3.8	1	7	3	0	0	7	5.2
MARSHALL	12/20/	*	36	0-2	.00	0-0	.00	0-0	.00	0	4	4	3.8	3	4	3	0	0	0	4.3
at Niagara	12/23/	*	31	2-3	.66	0-0	.00	0-0	.00	1	1	2	3.6	2	11	0	0	0	4	4.3
at South Alabama	12/30/	*	45	3-9	.33	0-0	.00	2-2	1.00	1	3	4	3.6	1	6	0	0	4	8	4.8
Totals		8	265	11-34	.32	0-0	.00	16-20	.80	7	22	29	3.6	16	48	19	0	8	38	4.8

Games played: 8
Minutes/game: 33.1
Points/game: 4.8
FG Pct: 32.4
FT Pct: 80.0

Rebounds/game: 3.6
Assists/game: 6.0
Turnovers/game: 2.4
Assist/turnover ratio: 2.5
Steals/game: 1.0

#11 Waters, Charles

Opponent	Date	gs	min	Total		3-Pointers		Free throws		Rebounds				pf	a	t/o	blk	stl	pts	avg
				fg-fga	pct	3fg-fga	pct	ft-fta	pct	off	def	tot	avg							
LAMAR	11/25/		11	0-1	.00	0-0	.00	0-0	.00	0	1	1	1.0	1	0	1	0	0	0	0.0
at Central Arkansas	12/1/1		13	1-2	.50	0-0	.00	1-2	.50	1	3	4	2.5	2	0	0	0	2	3	1.5
BELHAVEN	12/6/1		15	3-5	.60	0-0	.00	0-0	.00	1	2	3	2.7	1	0	1	0	1	6	3.0
at Purdue	12/10/		3	0-0	.00	0-0	.00	0-0	.00	0	0	0	2.0	0	0	0	0	0	0	2.3
at TOLEDO	12/13/		1	0-1	.00	0-0	.00	0-0	.00	1	1	2	2.0	2	0	0	0	0	0	1.8
MARSHALL	12/20/		3	1-1	1.00	0-0	.00	0-0	.00	0	1	1	1.8	0	0	0	0	0	2	1.8
at Niagara	12/23/		3	0-1	.00	0-0	.00	2-2	1.00	0	0	0	1.6	1	0	2	0	1	2	1.9
at South Alabama	12/30/		14	1-2	.50	0-0	.00	0-0	.00	1	2	3	1.8	2	0	0	2	1	2	1.9
Totals		0	63	6-13	.46	0-0	.00	3-4	.75	4	10	14	1.8	9	0	4	2	5	15	1.9

Games played: 8
Minutes/game: 7.9
Points/game: 1.9
FG Pct: 46.2
FT Pct: 75.0

Rebounds/game: 1.8
Turnovers/game: 0.5
Steals/game: 0.6
Blocks/game: 0.3



Arkansas State Individual Game-by-Game (as of Jan 02, 2015)

All games



#12 Gardner, Sean

Opponent	Date	gs	min	Total		3-Pointers		Free throws		Rebounds				pf	a	t/o	blk	stl	pts	avg	
				fg-fga	pct	3fg-fga	pct	ft-fta	pct	off	def	tot	avg								
UT MARTIN	11/17/	*	38	6-9	.66	1-3	.33	2-4	.50	1	3	4	4.0	2	0	4	0	2	15	15.0	
LAMAR	11/25/	*	30	4-10	.40	2-6	.33	1-2	.50	0	2	2	3.0	2	1	1	0	0	11	13.0	
at Central Arkansas	12/1/1	*	32	2-10	.20	0-5	.00	0-0	.00	5	3	8	4.7	1	1	2	0	1	4	10.0	
BELHAVEN	12/6/1	*	35	10-13	.76	8-9	.88	0-0	.00	1	7	8	5.5	2	1	1	2	1	28	14.5	
at Purdue	12/10/	*	23	1-6	.16	0-3	.00	0-0	.00	2	0	2	4.8	5	1	1	0	0	2	12.0	
at TOLEDO	12/13/	*	40	5-13	.38	2-8	.25	0-0	.00	1	7	8	5.3	1	3	0	1	3	12	12.0	
at Mississippi State	12-17-	*	36	8-14	.57	5-10	.50	1-2	.50	0	5	5	5.3	1	0	2	0	0	22	13.4	
MARSHALL	12/20/	*	39	5-16	.31	3-9	.33	4-4	1.00	1	3	4	5.1	3	1	1	0	0	17	13.9	
at Niagara	12/23/	*	36	9-14	.64	3-8	.37	2-4	.50	1	2	3	4.9	3	1	0	0	0	23	14.9	
at South Alabama	12/30/	*	41	4-13	.30	1-5	.20	0-0	.00	1	2	3	4.7	0	1	3	1	1	9	14.3	
Totals			10	350	54-118	.45	25-66	.37	10-16	.62	13	34	47	4.7	20	10	15	4	8	143	14.3

Games played: 10
Minutes/game: 35.0
Points/game: 14.3
FG Pct: 45.8
3FG Pct: 37.9
FT Pct: 62.5

Rebounds/game: 4.7
Assists/game: 1.0
Turnovers/game: 1.5
Assist/turnover ratio: 0.7
Steals/game: 0.8
Blocks/game: 0.4

#13 Foster, C.J.

Opponent	Date	gs	min	Total		3-Pointers		Free throws		Rebounds				pf	a	t/o	blk	stl	pts	avg	
				fg-fga	pct	3fg-fga	pct	ft-fta	pct	off	def	tot	avg								
UT MARTIN	11/17/	*	23	3-5	.60	0-1	.00	1-1	1.00	1	0	1	1.0	5	1	3	0	0	7	7.0	
LAMAR	11/25/	*	31	0-1	.00	0-0	.00	3-4	.75	0	2	2	1.5	3	1	1	0	0	3	5.0	
at Central Arkansas	12/1/1		13	1-2	.50	0-1	.00	2-4	.50	1	1	2	1.7	2	1	0	1	0	4	4.7	
BELHAVEN	12/6/1		12	1-2	.50	0-0	.00	1-1	1.00	1	0	1	1.5	1	1	2	0	0	3	4.3	
at Purdue	12/10/		17	0-2	.00	0-1	.00	0-0	.00	1	2	3	1.8	2	2	2	0	0	0	3.4	
at Mississippi State	12-17-		1	0-0	.00	0-0	.00	0-0	.00	0	0	0	1.5	0	0	0	0	0	0	2.8	
Totals			2	97	5-12	.41	0-3	.00	7-10	.70	4	5	9	1.5	13	6	8	1	0	17	2.8

Games played: 6
Minutes/game: 16.2
Points/game: 2.8
FG Pct: 41.7
3FG Pct: 0.0
FT Pct: 70.0

Rebounds/game: 1.5
Assists/game: 1.0
Turnovers/game: 1.3
Assist/turnover ratio: 0.8
Blocks/game: 0.2

#14 Downs, Kelvin

Opponent	Date	gs	min	Total		3-Pointers		Free throws		Rebounds				pf	a	t/o	blk	stl	pts	avg	
				fg-fga	pct	3fg-fga	pct	ft-fta	pct	off	def	tot	avg								
UT MARTIN	11/17/	*	23	3-4	.75	0-0	.00	2-2	1.00	0	1	1	1.0	4	0	1	0	0	8	8.0	
LAMAR	11/25/	*	18	2-5	.40	0-0	.00	3-5	.60	1	2	3	2.0	1	0	3	0	0	7	7.5	
at Central Arkansas	12/1/1	*	14	2-4	.50	0-0	.00	0-1	.00	1	2	3	2.3	1	0	0	1	1	4	6.3	
BELHAVEN	12/6/1	*	19	2-7	.28	0-2	.00	1-1	1.00	0	5	5	3.0	3	1	2	1	0	5	6.0	
at Purdue	12/10/	*	10	0-3	.00	0-0	.00	0-0	.00	1	1	2	2.8	5	1	0	0	0	0	4.8	
at TOLEDO	12/13/		24	2-4	.50	0-0	.00	0-0	.00	0	3	3	2.8	1	1	1	1	0	4	4.7	
at Mississippi State	12-17-		15	2-3	.66	0-0	.00	0-0	.00	2	2	4	3.0	3	0	2	0	0	4	4.6	
MARSHALL	12/20/		16	1-2	.50	0-0	.00	4-6	.66	2	2	4	3.1	2	0	2	1	0	6	4.8	
at Niagara	12/23/		18	0-3	.00	0-0	.00	0-0	.00	1	0	1	2.9	3	0	2	0	0	0	4.2	
at South Alabama	12/30/		11	0-1	.00	0-0	.00	0-0	.00	0	1	1	2.7	5	0	2	0	0	0	3.8	
Totals			5	168	14-36	.38	0-2	.00	10-15	.66	8	19	27	2.7	28	3	15	4	1	38	3.8

Games played: 10
Minutes/game: 16.8
Points/game: 3.8
FG Pct: 38.9
3FG Pct: 0.0
FT Pct: 66.7

Rebounds/game: 2.7
Assists/game: 0.3
Turnovers/game: 1.5
Assist/turnover ratio: 0.2
Steals/game: 0.1
Blocks/game: 0.4



Arkansas State Individual Game-by-Game (as of Jan 02, 2015) All games



#24 Livingston, Anthony

Opponent	Date	gs	min	Total		3-Pointers		Free throws		Rebounds				pf	a	t/o	blk	stl	pts	avg	
				fg-fga	pct	3fg-fga	pct	ft-fta	pct	off	def	tot	avg								
UT MARTIN	11/17/	*	38	9-15	.60	2-3	.66	6-7	.85	2	7	9	9.0	2	0	2	1	2	26	26.0	
LAMAR	11/25/	*	39	6-8	.75	1-3	.33	3-6	.50	4	5	9	9.0	2	2	4	2	1	16	21.0	
at Central Arkansas	12/1/1	*	35	8-13	.61	2-2	1.00	2-3	.66	1	2	3	7.0	0	1	4	2	0	20	20.7	
BELHAVEN	12/6/1	*	32	7-11	.63	1-2	.50	4-5	.80	0	10	10	7.8	4	0	3	1	2	19	20.3	
at Purdue	12/10/	*	33	5-13	.38	1-2	.50	1-2	.50	2	2	4	7.0	3	0	4	0	0	12	18.6	
at TOLEDO	12/13/	*	25	4-9	.44	1-3	.33	2-2	1.00	1	3	4	6.5	4	1	5	1	0	11	17.3	
at Mississippi State	12-17-	*	34	3-5	.60	0-2	.00	2-6	.33	1	6	7	6.6	3	1	3	1	1	8	16.0	
MARSHALL	12/20/	*	37	6-16	.37	1-4	.25	7-13	.53	5	15	20	8.3	1	4	3	3	0	20	16.5	
at Niagara	12/23/	*	35	5-12	.41	2-2	1.00	4-6	.66	3	7	10	8.4	2	1	1	0	0	16	16.4	
at South Alabama	12/30/	*	43	6-16	.37	1-5	.20	3-4	.75	2	11	13	8.9	0	1	2	0	0	16	16.4	
Totals			10	351	59-118	.50	12-28	.42	34-54	.63	21	68	89	8.9	21	11	31	11	6	164	16.4

Games played: 10
Minutes/game: 35.1
Points/game: 16.4
FG Pct: 50.0
3FG Pct: 42.9
FT Pct: 63.0

Rebounds/game: 8.9
Assists/game: 1.1
Turnovers/game: 3.1
Assist/turnover ratio: 0.4
Steals/game: 0.6
Blocks/game: 1.1

#25 White, Ronnie

Opponent	Date	gs	min	Total		3-Pointers		Free throws		Rebounds				pf	a	t/o	blk	stl	pts	avg
				fg-fga	pct	3fg-fga	pct	ft-fta	pct	off	def	tot	avg							
UT MARTIN	11/17/		13	0-2	.00	0-0	.00	0-0	.00	0	4	4	4.0	1	0	1	0	0	0	0.0
BELHAVEN	12/6/1		3	1-1	1.00	0-0	.00	2-2	1.00	2	1	3	3.5	0	0	0	0	0	4	2.0
at Purdue	12/10/		10	0-1	.00	0-0	.00	1-2	.50	0	3	3	3.3	3	0	0	0	0	1	1.7
Totals		0	26	1-4	.25	0-0	.00	3-4	.75	2	8	10	3.3	4	0	1	0	0	5	1.7

Games played: 3
Minutes/game: 8.7
Points/game: 1.7
FG Pct: 25.0
FT Pct: 75.0

Rebounds/game: 3.3
Turnovers/game: 0.3

#33 Bocoum, Nouhoum

Opponent	Date	gs	min	Total		3-Pointers		Free throws		Rebounds				pf	a	t/o	blk	stl	pts	avg	
				fg-fga	pct	3fg-fga	pct	ft-fta	pct	off	def	tot	avg								
UT MARTIN	11/17/		5	0-0	.00	0-0	.00	0-0	.00	0	2	2	2.0	1	0	0	0	0	0.0		
LAMAR	11/25/		12	2-3	.66	0-0	.00	2-2	1.00	3	4	7	4.5	4	0	1	1	1	6	3.0	
at Central Arkansas	12/1/1		18	6-9	.66	0-0	.00	0-0	.00	5	4	9	6.0	1	0	0	3	0	12	6.0	
BELHAVEN	12/6/1		5	1-4	.25	0-1	.00	0-0	.00	2	2	4	5.5	1	0	0	0	0	2	5.0	
at Purdue	12/10/		24	4-9	.44	0-0	.00	2-4	.50	5	5	10	6.4	1	0	2	1	0	10	6.0	
at TOLEDO	12/13/	*	30	6-11	.54	0-0	.00	1-2	.50	2	3	5	6.2	3	0	2	0	0	13	7.2	
at Mississippi State	12-17-	*	31	4-8	.50	0-0	.00	5-8	.62	3	5	8	6.4	1	0	1	2	2	13	8.0	
MARSHALL	12/20/	*	23	2-4	.50	0-0	.00	2-2	1.00	0	4	4	6.1	3	1	2	0	0	6	7.8	
at Niagara	12/23/	*	23	1-7	.14	0-0	.00	3-5	.60	0	7	7	6.2	1	0	2	0	0	5	7.4	
at South Alabama	12/30/	*	22	5-8	.62	0-0	.00	4-4	1.00	4	2	6	6.2	5	0	0	0	0	14	8.1	
Totals			5	193	31-63	.49	0-1	.00	19-27	.70	24	38	62	6.2	21	1	10	7	3	81	8.1

Games played: 10
Minutes/game: 19.3
Points/game: 8.1
FG Pct: 49.2
3FG Pct: 0.0
FT Pct: 70.4

Rebounds/game: 6.2
Assists/game: 0.1
Turnovers/game: 1.0
Assist/turnover ratio: 0.1
Steals/game: 0.3
Blocks/game: 0.7



Arkansas State Individual Game-by-Game (as of Jan 02, 2015)
All games



#TM TEAM

Opponent	Date	gs	min	Total		3-Pointers		Free throws		Rebounds				pf	a	t/o	blk	stl	pts	avg
				fg-fga	pct	3fg-fga	pct	ft-fta	pct	off	def	tot	avg							
UT MARTIN	11/17/		0	0-0	.00	0-0	.00	0-0	.00	0	1	1	1.0	0	0	0	0	0	0	0.0
LAMAR	11/25/		0	0-0	.00	0-0	.00	0-0	.00	3	1	4	2.5	0	0	0	0	0	0	0.0
at Central Arkansas	12/1/1		0	0-0	.00	0-0	.00	0-0	.00	2	1	3	2.7	1	0	1	0	0	0	0.0
BELHAVEN	12/6/1		0	0-0	.00	0-0	.00	0-0	.00	4	1	5	3.3	0	0	0	0	0	0	0.0
at Purdue	12/10/		0	0-0	.00	0-0	.00	0-0	.00	2	2	4	3.4	0	0	0	0	0	0	0.0
at TOLEDO	12/13/		0	0-0	.00	0-0	.00	0-0	.00	5	1	6	3.8	0	0	0	0	0	0	0.0
at Mississippi State	12-17-		0	0-0	.00	0-0	.00	0-0	.00	0	3	3	3.7	0	0	0	0	0	0	0.0
MARSHALL	12/20/		0	0-0	.00	0-0	.00	0-0	.00	3	2	5	3.9	0	0	0	0	0	0	0.0
at Niagara	12/23/		0	0-0	.00	0-0	.00	0-0	.00	2	4	6	4.1	0	0	0	0	0	0	0.0
at South Alabama	12/30/		0	0-0	.00	0-0	.00	0-0	.00	2	1	3	4.0	0	0	1	0	0	0	0.0
Totals		0	0	0-0	.00	0-0	.00	0-0	.00	23	17	40	4.0	1	0	2	0	0	0	0.0

Games played: 10

Rebounds/game: 4.0

Turnovers/game: 0.2



Arkansas State Player High/Low Analysis (as of Jan 02, 2015)
All games



Arkansas State - INDIVIDUAL GAME HIGHS

Points	28	Gardner, Sean vs Belhaven (12/6/14)
	26	Livingston, Anthony vs UT Martin (11/17/14)
	23	Gardner, Sean at Niagara (12/23/14)
	22	Gardner, Sean at Mississippi State (12-17-14)
	20	Golden, Cameron at Niagara (12/23/14)
	20	Livingston, Anthony vs Marshall (12/20/14)
	20	Livingston, Anthony at Central Arkansas (12/1/14)
Field Goals Made	10	Gardner, Sean vs Belhaven (12/6/14)
	9	Gardner, Sean at Niagara (12/23/14)
	9	Livingston, Anthony vs UT Martin (11/17/14)
Field Goal Att.	16	Livingston, Anthony at South Alabama (12/30/14)
	16	Livingston, Anthony vs Marshall (12/20/14)
	16	Gardner, Sean vs Marshall (12/20/14)
FG Pct (min 5 made)	.769 (10-13)	Gardner, Sean vs Belhaven (12/6/14)
	.750 (6-8)	Livingston, Anthony vs Lamar (11/25/14)
3-Point FG Made	8	Gardner, Sean vs Belhaven (12/6/14)
	5	Gardner, Sean at Mississippi State (12-17-14)
3-Point FG Att.	10	Gardner, Sean at Mississippi State (12-17-14)
	10	Golden, Cameron at TOLEDO (12/13/14)
	10	Golden, Cameron vs Belhaven (12/6/14)
	10	Golden, Cameron at Central Arkansas (12/1/14)
3-Pt FG Pct (min 2 made)	1.000 (3-3)	Golden, Cameron vs UT Martin (11/17/14)
	1.000 (2-2)	Livingston, Anthony at Niagara (12/23/14)
	1.000 (2-2)	Macklien, Daijon at TOLEDO (12/13/14)
	1.000 (2-2)	Livingston, Anthony at Central Arkansas (12/1/14)
Free Throws Made	7	Livingston, Anthony vs Marshall (12/20/14)
	6	Livingston, Anthony vs UT Martin (11/17/14)
Free Throw Att.	13	Livingston, Anthony vs Marshall (12/20/14)
	8	Bocoum, Nouhoum at Mississippi State (12-17-14)
FT Pct (min 3 made)	1.000 (5-5)	Golden, Cameron vs Belhaven (12/6/14)
	1.000 (4-4)	Bocoum, Nouhoum at South Alabama (12/30/14)
	1.000 (4-4)	Gardner, Sean vs Marshall (12/20/14)
	1.000 (4-4)	Hardwick, PJ at Purdue (12/10/14)
Rebounds	20	Livingston, Anthony vs Marshall (12/20/14)
	13	Livingston, Anthony at South Alabama (12/30/14)
Assists	11	Hardwick, PJ at Niagara (12/23/14)
	9	Hardwick, PJ vs Belhaven (12/6/14)
Steals	5	Golden, Cameron at Central Arkansas (12/1/14)
	4	Hardwick, PJ at South Alabama (12/30/14)
	4	Golden, Cameron at Purdue (12/10/14)
Blocked Shots	3	Livingston, Anthony vs Marshall (12/20/14)
	3	Bocoum, Nouhoum at Central Arkansas (12/1/14)
Turnovers	5	Livingston, Anthony at TOLEDO (12/13/14)
	5	Hardwick, PJ at Purdue (12/10/14)
	5	Hardwick, PJ at Central Arkansas (12/1/14)
Fouls	5	Bocoum, Nouhoum at South Alabama (12/30/14)
	5	Downs, Kelvin at South Alabama (12/30/14)
	5	Golden, Cameron at Mississippi State (12-17-14)
	5	Downs, Kelvin at Purdue (12/10/14)
	5	Gardner, Sean at Purdue (12/10/14)
	5	Foster, C.J. vs UT Martin (11/17/14)
Minutes	45	Hardwick, PJ at South Alabama (12/30/14)



Arkansas State Opponent High/Low Analysis (as of Jan 02, 2015)
All games



OPPONENT INDIVIDUAL GAME HIGHS

Points	23		HOWARD, Twymond vs UT Martin (11/17/14)
	20		Roquez Johnson at Mississippi State (12-17-14)
	19		De'la Mayers vs Belhaven (12/6/14)
	18		Ferguson, Dionte at South Alabama (12/30/14)
	18		Stephens, Kendall at Purdue (12/10/14)
Field Goals Made	9		HOWARD, Twymond vs UT Martin (11/17/14)
	8		Ferguson, Dionte at South Alabama (12/30/14)
	8		Roquez Johnson at Mississippi State (12-17-14)
Field Goal Att.	15		HOWARD, Twymond vs UT Martin (11/17/14)
	14		I.J. Ready at Mississippi State (12-17-14)
FG Pct (min 5 made)	.833	(5-6)	de Lattibeaudiere, T vs Lamar (11/25/14)
	.750	(6-8)	Harris, Rayvon at Niagara (12/23/14)
3-Point FG Made	6		Stephens, Kendall at Purdue (12/10/14)
	4		Johnson, Taishaun at South Alabama (12/30/14)
	4		Jerrial Dawson vs Belhaven (12/6/14)
	4		NEWELL, Marshun vs UT Martin (11/17/14)
3-Point FG Att.	10		EDMONDS, Justin vs Marshall (12/20/14)
	10		Jerrial Dawson vs Belhaven (12/6/14)
	10		Jordan Bedford vs Belhaven (12/6/14)
3-Pt FG Pct (min 2 made)	.857	(6-7)	Stephens, Kendall at Purdue (12/10/14)
	.800	(4-5)	NEWELL, Marshun vs UT Martin (11/17/14)
Free Throws Made	11		DRUMMOND, Justin at TOLEDO (12/13/14)
	5		De'la Mayers vs Belhaven (12/6/14)
	5		TAYLOR, Myles vs UT Martin (11/17/14)
Free Throw Att.	13		De'la Mayers vs Belhaven (12/6/14)
	12		DRUMMOND, Justin at TOLEDO (12/13/14)
FT Pct (min 3 made)	1.000	(4-4)	Roquez Johnson at Mississippi State (12-17-14)
	1.000	(4-4)	Octeus, Jon at Purdue (12/10/14)
	1.000	(4-4)	SMITH, Deville vs UT Martin (11/17/14)
	1.000	(3-3)	Mathias, Dakota at Purdue (12/10/14)
	1.000	(3-3)	Josh Carpenter vs Belhaven (12/6/14)
Rebounds	13		Ferguson, Dionte at South Alabama (12/30/14)
	9		TAYLOR, Myles vs UT Martin (11/17/14)
Assists	7		Snowden, Ramone at Niagara (12/23/14)
	6		BOOTHE, Nathan at TOLEDO (12/13/14)
Steals	5		SMITH, Deville vs UT Martin (11/17/14)
	4		Jerrial Dawson vs Belhaven (12/6/14)
Blocked Shots	5		Ferguson, Dionte at South Alabama (12/30/14)
	3		Stephens, Kendall at Purdue (12/10/14)
	3		Zuilhof, Jake at Central Arkansas (12/1/14)
Turnovers	4		Johnson, Taishaun at South Alabama (12/30/14)
	4		Lewis, Abdul at South Alabama (12/30/14)
	4		MANNING, Tamron vs Marshall (12/20/14)
	4		de Lattibeaudiere, T vs Lamar (11/25/14)
	4		NEWELL, Marshun vs UT Martin (11/17/14)
Fouls	5		SANE, Cheikh vs Marshall (12/20/14)
	5		TAYLOR, Ryan vs Marshall (12/20/14)
	5		MANNING, Tamron vs Marshall (12/20/14)
	5		Datodrick Pinkston vs Belhaven (12/6/14)

NCAA Statistics

Arkansas St. - 2014-15 Men's Basketball Ranking Summary thru games 01/01/2015

Statistic	National Rank	Conference Rank	Value	National Leader	Value	Conference Leader	Value
3-pt Field Goal Attempts (345 ranked)	294	9	186	VMI	491	Ga. Southern	248
Assist Turnover Ratio (345 ranked)	218	8	0.90	Iowa St.	1.75	Georgia St.	1.43
Assists Per Game (345 ranked)	215	8	12.1	Iowa St.	19.9	La.-Lafayette	16.2
Blocked Shots Per Game (345 ranked)	223	8	3.2	Kentucky	8.2	La.-Monroe	5.3
Defensive Rebounds per Game (345 ranked)	94	4	25.80	Texas	30.38	La.-Lafayette	28.58
Fewest Fouls (345 ranked)	7	3	163	Iowa St.	153	Troy	156
Fewest Turnovers (345 ranked)	32	5	134	Cal Poly	101	UALR	118
Field-Goal Percentage (345 ranked)	176	5	43.5	Notre Dame	55.4	La.-Lafayette	48.6
Field-Goal Percentage Defense (345 ranked)	102	6	40.2	Kentucky	29.7	La.-Monroe	37.4
Free Throw Attempts (345 ranked)	329	9	188	BYU	427	La.-Lafayette	296
Free Throws Made (345 ranked)	316	9	129	BYU	329	La.-Lafayette	196
Free-Throw Percentage (345 ranked)	174	4	68.6	Weber St.	78.6	Ga. Southern	74.7
Offensive Rebounds Per Game (345 ranked)	133	7	11.50	West Virginia	18.15	Ga. Southern	15.50
Personal Fouls Per Game (345 ranked)	50	4	16.3	Northeastern	13.0	Troy	15.6
Rebound Margin (345 ranked)	136	3	2.1	Quinnipiac	15.1	Ga. Southern	8.4
Scoring Defense (345 ranked)	174	5	65.7	Kentucky	47.8	Texas St.	55.0
Scoring Margin (345 ranked)	189	6	2.0	Kentucky	27.5	Ga. Southern	14.7
Scoring Offense (345 ranked)	183	7	67.7	BYU	87.6	La.-Lafayette	82.0
Steals Per Game (345 ranked)	273	10	5.5	West Virginia	13.5	Georgia St.	9.4
Three Pt FG Defense (345 ranked)	70	4	30.2	Fla. Atlantic	23.0	La.-Monroe	27.7
Three-Point Field Goals Per Game (345 ranked)	141	4	6.6	VMI	12.3	Texas-Arlington	7.7
Three-Point Field-Goal Percentage (345 ranked)	121	3	35.5	Lafayette	43.2	Texas-Arlington	38.6
Total 3-point FGM (345 ranked)	253	7	66	VMI	160	Texas-Arlington	85
Total Assists (345 ranked)	316	8	121	BYU	290	La.-Lafayette	194
Total Blocks (345 ranked)	270	8	32	Kentucky	107	La.-Monroe	64
Total Rebounds (345 ranked)	300	8	373	BYU	638	La.-Lafayette	497
Total Rebounds Per Game (345 ranked)	93	5	37.30	Quinnipiac	45.91	Ga. Southern	41.90
Total Steals (345 ranked)	327	10	55	West Virginia	175	Georgia St.	113
Turnover Margin (343 ranked)	259	8	-1.3	West Virginia	10.9	Georgia St.	5.8
Turnovers Per Game (345 ranked)	194	5	13.4	Cal Poly	8.4	Georgia St.	10.4
Won-Lost Percentage (344 ranked)	142	5	60.0	6 teams tied	100.0	Texas St.	70.0
						Ga. Southern	70.0

Statistic	Player	National Rank	Conference Rank	Value	National Leader	Value	Conference Leader	Value
3-pt Field Goal Attempts (250 ranked)	Cameron Golden Sean Gardner	124 233	4 6	76 66	Damon Lynn, NJIT	161	R.J. Hunter, Georgia St.	103
Assist Turnover Ratio (250 ranked)	PJ Hardwick Cameron Golden	57 167	3 4	2.53 1.78	Monte Morris, Iowa St.	6.10	Ryan Harrow, Georgia St.	2.79
Assists Per Game (248 ranked)	PJ Hardwick	18	1	6.0	Jalan West, Northwestern St.	8.5	PJ Hardwick, Arkansas St.	6.0
Blocked Shots Per Game (243 ranked)	Anthony Livingston	236	9	1.10	Robert Upshaw, Washington	4.58	Shawn Long, La.-Lafayette	1.90
Defensive Rebounds per Game (250 ranked)	Anthony Livingston	21	1	6.80	Alan Williams, UC Santa Barbara	8.58	Anthony Livingston, Arkansas St.	6.80
Double Doubles (39 ranked)	Anthony Livingston	39	1	4	Jameel Warney, Stony Brook	11	4 players tied	4
Field-Goal Percentage (250 ranked)	Anthony Livingston Sean Gardner Cameron Golden	91 165 250	4 8 11	50.0 45.8 38.6	Jahlil Okafor, Duke	68.5	Emani Gant, Texas St.	59.3
Free Throw Attempts (237 ranked)					Jerome Hill, Gardner-Webb	129	R.J. Hunter, Georgia St.	73
Free Throws Made (238 ranked)					Tyler Haws, BYU	98	Jelani Hewitt, Ga. Southern	64
Free-Throw Percentage (249 ranked)					Four McGlynn, Towson	95.7	Jelani Hewitt, Ga. Southern	92.8
Minutes Per Game (250 ranked)	Cameron Golden Anthony Livingston Sean Gardner PJ Hardwick	21 57 59 166	1 4 5 9	36:24 35:06 35:00 33:07	Kahlil Felder, Oakland	38:51	Cameron Golden, Arkansas St.	36:24
Offensive Rebounds Per Game (248 ranked)	Nouhoum Bocum	205	9	2.40	Shevon Thompson, George Mason	5.08	Dionte Ferguson, South Ala.	3.82
Points Per Game (249 ranked)	Anthony Livingston Cameron Golden Sean Gardner	116 182 249	4 8 11	16.4 15.2 14.3	Tyler Harvey, Eastern Wash.	23.9	Jelani Hewitt, Ga. Southern	21.3
Rebounds Per Game (247 ranked)	Anthony Livingston	38	1	8.9	Jameel Warney, Stony Brook	12.4	Anthony Livingston, Arkansas St. Shawn Long, La.-Lafayette	8.9 8.9
Steals Per Game (229 ranked)	Cameron Golden	94	6	1.90	Briante Weber, VCU	3.92	Jelani Hewitt, Ga. Southern	3.20
Three-Point Field Goals Per Game (244 ranked)	Cameron Golden Sean Gardner	76 91	3 4	2.60 2.50	Tyler Harvey, Eastern Wash.	4.71	Jelani Hewitt, Ga. Southern	3.30
Three-Point Field-Goal Percentage (100 ranked)	Sean Gardner Cameron Golden	77 93	2 3	37.9 34.2	James McGee, Southern Utah	58.0	Jelani Hewitt, Ga. Southern	38.4
Total 3-point FGM (216 ranked)	Cameron Golden Sean Gardner	186 216	4 5	26 25	Tyler Harvey, Eastern Wash.	66	Jelani Hewitt, Ga. Southern	33
Total Assists (239 ranked)	PJ Hardwick	159	3	48	Shannon Scott, Ohio St.	106	Ryan Harrow, Georgia St.	67
Total Blocks (219 ranked)					Robert Upshaw, Washington	55	Majok Deng, La.-Monroe	22
Total Field Goal Attempts (243 ranked)					Damon Lynn, NJIT	239	Ryan Harrow, Georgia St.	198
Total Field Goals Made (246 ranked)					Tyler Harvey, Eastern Wash.	111	Ryan Harrow, Georgia St.	91
Total Minutes (249 ranked)					Yonel Brown, Kennesaw St.	551:00	R.J. Hunter, Georgia St.	433:00
Total Points (247 ranked)					Tyler Haws, BYU	345	R.J. Hunter, Georgia St.	249
Total Rebounds (248 ranked)	Anthony Livingston	171	1	89	Jameel Warney, Stony Brook	174	Anthony Livingston, Arkansas St. Shawn Long, La.-Lafayette	89 89
Total Steals (243 ranked)	Cameron Golden	211	7	19	Briante Weber, VCU	47	Jelani Hewitt, Ga. Southern	32
Triple Doubles (2 ranked)					Kyle Collinsworth, BYU	2		