

GAME 10

at Arkansas State

Jan. 3, 2015
8:05 p.m. (ET)
Jonesboro, Ark.
Convocation Center
Capacity: 10,038

2014-15 APPALACHIAN STATE MEN'S BASKETBALL



**TOGETHER
WE RISE**
APP STATE



SOCIAL MEDIA

#APPvsASTATE

@appstate_sports
 @AppStateBball
 AppalachianStateMountaineers
 AppStateBasketball

MATCHUP AT A GLANCE



APPALACHIAN STATE

3-6 (0-0 Sun Belt)	AT	Record	6-4 (1-0 Sun Belt)
Boone, N.C.	Location		Jonesboro, Ark.
1899	Founded		1909
17,838	Enrollment		13,552
Mountaineers	Nickname		Red Wolves
Black and Gold	Colors		Scarlet and Black
Sun Belt	Conference		Sun Belt
Holmes Center (8,325)	Arena (Capacity)		Convocation Center (10,038)
Jim Fox	Head Coach		John Brady
3-6 (First season)	Head Coach's Record at School		105-95 (Seven season)
Same	Head Coach's Overall Record		386-311 (24th season)
None	National Ranking		None
62.0 (11th/293rd)	Points Per Game (Sun Belt/National Rank)		67.7 (7th/180th)
69.2 (8th/250th)	Points Allowed Per Game (Sun Belt/National Rank)		65.7 (5th/184th)
40.2 (10th/288th)	Field-Goal Percentage (Sun Belt/National Rank)		43.5 (5th/133rd)
44.2 (10th/251st)	Field-Goal Percentage Defense (Sun Belt/National Rank)		40.2 (6th/108th)
27.4 (11th/335th)	Three-Point Field-Goal Percentage (Sun Belt/National Rank)		35.5 (3rd/93rd)
29.9 (3rd/69th)	Three-Point Field-Goal Percentage Defense (Sun Belt/National Rank)		30.2 (5th/101st)
72.1 (2nd/85th)	Free-Throw Percentage (Sun Belt/National Rank)		68.6 (4th/190th)
10.2 (9th/220th)	Offensive Rebounds (Sun Belt/National Rank)		11.5 (7th/157th)
25.0 (6th/136th)	Defensive Rebounds (Sun Belt/National Rank)		25.8 (4th/94th)
+0.7 (6th/177th)	Rebounding Margin (Sun Belt/National Rank)		+2.8 (3rd/121st)
L, 59-60 at Alabama (Dec. 21)	Last Game		W, 64-60 (OT) at South Alabama (Dec. 30)



ARKANSAS STATE

2014 APPALACHIAN STATE ROSTER

No.	Name	Pos.	Ht.	Wt.	Yr.	Hometown
0	Mike Kobani	F	6-8	260	So.	Bodo City, Nigeria
1	Landon Goesling	G	6-2	165	Fr.	Irving, Texas
3	Dustin Clarke	G	6-3	180	Jr.	Newland, N.C.
4	Michael Obacha	F	6-8	220	Jr.	Edo State, Nigeria
5	Griffin Kinney	F	6-8	220	Fr.	Delaware, Ohio
10	Chris Burgess	G	5-8	170	Jr.	Lakeland, Fla.
12	Rantavious Gilbert	F	6-8	235	Jr.	Albany, Ga.
14	Milos Kostic	F	6-8	235	Fr.	Belgrade, Serbia
15	Tommy Spagnolo	F	6-7	225	Sr.	West Jefferson, N.C.
20	Dylan Hodson	G	6-3	180	Fr.	Roanoke, Va.
21	Frank Eaves	G	6-2	175	Jr.	Greensboro, N.C.
23	Logan Jackson	G	5-11	165	Fr.	Waxhaw, N.C.
24	Jalen Sanders	G	5-10	150	Fr.	Huntersville, N.C.
25	Jake Babic	G	6-5	180	Fr.	Oakville, Ontario
34	Jacob Lawson	F	6-8	230	Jr.	Reidsville, N.C.

Head Coach: Jim Fox (First Season/SUNY Geneseo, 1995)
Assistant Coach: Jason Allison (First Season/Liberty, 1999)
Assistant Coach: Bryan Lentz (First Season/Lenoir-Rhyne, 2000)
Assistant Coach: Mantoris Robinson (First Season/Winthrop, 2010)

ON THE AIR

TV: None

Radio: Appalachian IMG Sports Network
David Jackson (play-by-play)
Randy Jackson (analyst)

PROBABLE STARTERS

No.	Name	Pos.	PPG	RPG	FG%
3	Dustin Clarke	G	8.2	4.8	46.6
4	Michael Obacha	F	1.6	2.0	75.0
10	Chris Burgess	G	9.4	3.1	45.3
15	Tommy Spagnolo	F	11.0	7.7	54.7
21	Frank Eaves	G	16.0	3.2	35.3

MATCHUP NOTES

Appalachian State opens Sun Belt play when it travels to Arkansas State on Jan. 3 for its third all-time meeting with the Red Wolves ... Appalachian is 53-32 all-time in league openers, that includes a 21-22 SoCon record (1972-2014), a 23-9 record in the North State Conference (1930-61) and a 9-1 mark in the Carolinas Conference (1961-71) ... Overall, Appalachian State is 2-1 in its first contest in a new league ... it is 1-0 in both the North State Conference (1930) and Southern Conference (1972) and 0-1 in the Carolinas Conference (1961).

ONLINE

Live Video: astateredwolves.com
Live Audio: appstatesports.com
Live Stats: astateredwolves.com

Appalachian IMG Sports Network Affiliates Carrying This Week's Game

WKBC-FM 97.3North Wilkesboro, Charlotte, Hickory, High Country
Flagship Station of the Appalachian IMG Sports Network
WATA-AM 1450Boone, Blowing Rock
WZGV-AM 730Charlotte, Rock Hill, S.C., Salisbury
WCOG-AM 1320Greensboro, Winston-Salem
WMFR-AM 1230Greensboro, High Point

2014-15 SCHEDULE/RESULTS

DATE	OPPONENT	RESULT/TIME
NOV. 6	LEES-MCRAE (EXH.)	W, 71-69
Nov. 15	at Ohio	L, 47-73
Nov. 19	at Furman	L, 65-84
Nov. 22	at Virginia Tech	W, 65-63
NOV. 24	HAMPTON	W, 82-74
Dec. 4	at Jacksonville	W, 67-56
DEC. 7	HOFSTRA	L, 51-68
Dec. 15	at Georgia Tech	L, 57-70
Dec. 18	at Charlotte	L, 65-75
Dec. 21	at Alabama	L, 59-60
Jan. 3	at Arkansas State*	8:05 p.m.
JAN. 5	UL LAFAYETTE*	7:30 P.M.
Jan. 8	at South Alabama*	8:05 p.m.
Jan. 10	at UALR*	6 p.m.
JAN. 15	ARKANSAS STATE*	7:30 P.M.
JAN. 17	GEORGIA STATE*	3:30 P.M.
Jan. 19	at Troy*	8:30 p.m.
JAN. 22	SOUTH ALABAMA*	7:30 P.M.
Jan. 24	at Texas State*	5:30 p.m.
Jan. 29	at Georgia Southern*	7:30 p.m.
Feb. 5	at UL Lafayette*	8:15 p.m.
FEB. 7	TROY*	3:30 P.M.
FEB. 12	UALR*	7:30 P.M.
Feb. 14	at UL Monroe*	3 p.m.
Feb. 19	at UT Arlington*	8:15 p.m.
Feb. 21	at Georgia State*	2 p.m.
FEB. 26	GEORGIA SOUTHERN*	7:30 P.M.
FEB. 28	UL MONROE*	3:30 P.M.
MAR. 5	TEXAS STATE*	7:30 P.M.
MAR. 7	UT ARLINGTON*	3:30 P.M.

Home games in **BOLD CAPS**
* - Sun Belt Conference game
All times Eastern and subject to change

SERIES HISTORY

Series Record: Series tied, 1-1
In Boone: App State leads, 1-0
In Jonesboro: Arkansas State leads, 1-0
Last Meeting: App State 85, Arkansas State 74
Dec. 7, 1991 (Boone, N.C.)

APP STATE'S LAST GAME

at Alabama: L, 59-60
Date: Dec. 21, 2014
Location: Tuscaloosa, Ala. (Coleman Coliseum)
Points Scored (First/Second Half): 59 (29/30)
Field-Goal Percentage: 40.0 (24-of-60)
Three-Point Percentage: 25.0 (7-of-28)
Free-Throw Percentage: 80.0 (4-of-5)
Points Allowed (First/Second Half): 60 (27/33)
Opp. Field-Goal Percentage: 41.1 (23-of-56)
Opp. Three-Point Percentage: 23.5 (4-of-17)
Opp. Free-Throw Percentage: 62.5 (10-of-16)
Scoring Leaders:
Tomym Spagnolo 18 pts. (8-of-13)
Dustin Clarke 13 pts. (5-of-10, 3-of-6 3FGA)
Frank Eaves 13 pts. (5-of-13)

Rebounding Leaders:
Tommy Spagnolo 10 reb.
Dustin Clarke 8 reb.
Three players 4 reb.
Assist Leaders:
Chris Burgess 6 assists
Jake Babic 3 assists
Three players 1 assist



APPALACHIAN STATE MEN'S BASKETBALL GAME NOTES

MEDIA POLICIES/QUICK FACTS

INTERVIEW POLICY

Appalachian State head coach **Jim Fox** will be available for interviews with the media following the conclusion of daily practices. Media members should contact men's basketball SID **Ryan Bower** for interviews with all coaches, staff and student-athletes.

For interview requests that fall outside of the post-practice sessions, media **MUST** contact Ryan Bower for times.

Appalachian players will be available for brief interviews following practice. Interviews of a longer duration with players may be arranged by contacting Ryan Bower. All player interviews must be arranged through the sports information office.

Players are instructed not to accept phone calls or participate in any interviews not arranged by the sports information office.

MEDIA CREDENTIALS

Credentials for Appalachian State home games are issued at the sole discretion of Appalachian State athletics through its sports information office. Official media outlets and professional scouts may request credentials by contacting Ryan Bower via email, telephone or fax.

Official media outlets are defined by Appalachian State athletics as newspapers, magazines, television stations and radio stations that provide coverage of Appalachian State athletics, the visiting team and/or college basketball on a regional or national level on a regular basis. Websites that represent a legitimate news service and provide coverage of Appalachian State athletics, the visiting team and/or college basketball on a regional or national level on a regular basis are also eligible to apply for credentials. Websites that do not employ professional journalists will not be issued credentials.

Credentials are non-transferrable and may only be utilized by media personnel covering the game in a working capacity (i.e. as a reporter or photographer filing an article, column, report, photographs and/or video footage specific to his/her media outlet's coverage of that game).

Only photographers, videographers and live television and radio personnel will be permitted at court level from tipoff until the end of the game. All other media personnel must work from press level.

Season credentials will be issued in October, while single-game credentials are issued on a game-by-game basis. For media covering a team visiting Appalachian State, credentials will be sent to the opposing team's sports information director for distribution in advance.

Requesting credentials at least one week in advance of gameday ensures plenty of time to mail the requested credentials and parking. Requests the week of the game can be sent via overnight mail at the requesting party's expense or can be held for pickup prior to gameday at the Holmes Center

POSTGAME PROCEDURES

For games at the Holmes Center, head coach **Jim Fox** and selected players will be available during a postgame press conference as soon as possible following the conclusion of the game. It will be held in the media room adjacent to the media entrance.

The Appalachian locker room is closed both home and away. A member of the App State sports information office will take requests for players with two minutes remaining at home games.

If media members wish to interview the coach or players from the opposing team, those interviews will take place in the media room **BEFORE** Appalachian State's press conference. Requests for visiting coaches and players can be made to the visiting SID or Appalachian Sports Information.

App State coaches and players are not available for one-on-one interviews prior to the press conference except for live television broadcasts and the Appalachian IMG Sports Network radio broadcast. If time permits, Appalachian coaches and players may be available for brief one-on-one interviews following the conclusion of the press conference.

BASKETBALL E-MAIL LIST

To receive the latest news and notes on the App State program in your inbox, contact **Ryan Bower** to be added to the e-mail list. Those on the email list will receive game notes, box scores, postgame stories and other content to assist them in their coverage of the Mountaineers.

As always, **THANK YOU** for your coverage of Appalachian Athletics!

GENERAL INFORMATION

Name:.....Appalachian State University
Location:.....Boone, N.C.
Founded:.....1899
Enrollment:.....17,838
Conference:.....Sun Belt
Affiliation:.....NCAA Division I
Nickname:.....Mountaineers
Colors:.....Black and Gold
Basketball Arena:.....Holmes Center
Capacity:.....8,325
Chancellor:.....Dr. Sheri N. Everts
Alma Mater:.....Nebraska, 1980
Interim Director of Athletics:.....Rick Beasley
Alma Mater:.....Appalachian State, 1981
Press Row Phone:.....(828) 262-7060
Ticket Office Phone:.....(828) 262-2079
Athletics Website:.....appstatesports.com

BASKETBALL HISTORY

First Season:.....1919
Overall Record:.....1,184-1,059 (95 seasons)
Conference Championships:.....17
North State Conference (6):.....1931, '40, '41, '43, '48, '50
Carolinas Conference (1):.....1966-67
Southern Conference (10):.....1978, '79, '81, '98*, '99*
2000*, '03, '07*, '08, '10*
NCAA Tournament Appearances:.....2 (1979, 2000)
NCAA Tournament Record:.....0-2
NIT Appearances:.....1 (2007)
NIT Record:.....0-1
CollegInsider.com Tournament Appearances:.....1 (2010)
CollegInsider.com Tournament Record:.....2-1
* - denotes division title

TEAM INFORMATION

2013-14 Record:.....9-21
2013-14 Conference Record/Finish:.....5-11/9th
Players Returning/Lost (Including Redshirts):.....9/5
Newcomers:.....7
Starters Returning/Lost:.....4/1
Returning (3): ..G Chris Burgess, F Michael Obacha, F Tommy Spagnolo
Lost (2):G Tab Hamilton, G Mike Neal

COACHING STAFF

Head Coach (Alma Mater):.....Jim Fox (SUNY Geneseo, 1995)
Career Record:.....3-6 (First season)
Record at Appalachian State:.....Same
Assistant Coaches:.....Jason Allison (Liberty, 1999)
Bryan Lentz (Lenoir-Rhyne, 2000)
Mantoris Robinson (Winthrop, 2010)
Director of Operations:.....Bryan Bender (Minnesota, 2008)
Athletic Trainer:.....Jon Mitchell (Mars Hill, 1996)
Strength & Conditioning:.....Jimmy Edel (Winona State, 2012)
Graduate Assistant:.....Mark Polsgrove (Gardner-Webb, 2014)
Student Managers:...Zach Chitwood, Joe Keys, Trevor Smith, Jacob Thomas

APPALACHIAN STATE SPORTS INFORMATION

Associate SID (MBB Contact):.....Ryan Bower
Phones (Office/Mobile):.....(828) 262-7162/ (828) 964-6409
E-Mail:.....bowerrp@appstate.edu
Assistant AD/Sports Information:.....Mike Flynn
Assistant Director:.....Kelsey Campbell
Interns:.....Dan Butler, Ben Winterrowd



JIM FOX

HEAD COACH
FIRST SEASON
SUNY GENESEO, 1995



Jim Fox was named the 21st head coach in Appalachian State University men's basketball history on April 8, 2014. Fox comes to Appalachian State from Davidson, where he coached for the past 13 seasons, including the last two as associate head coach.

Fox joined head coach Bob McKillop's staff at Davidson in 2001 and helped the Wildcats through perhaps the most successful 13-year stint in the program's celebrated history. With Fox on the bench, Davidson compiled a 288-131 overall record (.687 winning percentage), 10 SoCon regular-season championships and six SoCon Tournament titles. He helped lead the Wildcats to the postseason in 10 of his 13 campaigns, including NCAA Tournament appearances in 2002, 2006, 2007, 2008, 2012 and 2013. Davidson advanced to the Elite Eight of the 2008 NCAA Tournament with wins over Gonzaga, Georgetown and Wisconsin and came within two points of upsetting eventual national-champion Kansas for a berth in the Final Four.

Strong recruiting and player development have been staples of Fox's college coaching career with student-athletes that he coached at Davidson earning all-America honors five times and all-conference accolades on 29 occasions. He also coached the SoCon Player of the Year seven times and mentored three SoCon Freshmen of the Year.

His most notable pupil was two-time All-American Stephen Curry, who played at Davidson from 2006-09. Curry was the nation's leading scorer and a consensus first-team All-American in his final collegiate season and is currently an NBA All-Star for the Golden State Warriors. Fox also coached De'Mon Brooks, who earned honorable-mention All-America recognition in 2012 and 2014.

Also, with Fox on staff, Davidson's NCAA Academic Progress Rate (APR) has consistently ranked among the best in the SoCon and the nation, with the program's multi-year APR never dipping below 990 on a scale of 1,000 in the eight available years since the APR was introduced for the 2004-05 academic year. For five of the eight years, Davidson boasted a perfect APR of 1,000.

Prior to joining the collegiate ranks in 2001, Fox began his coaching career with five seasons as associate head coach at St. Dominic High School in Oyster Bay, N.Y.

While serving as the program's associate head coach, he was also the head coach of the school's freshman program, which he led to a 55-1 record and four-consecutive league championships. He also served as St. Dominic's athletics director for one year and taught government, economics, criminal justice and psychology at the high school.

In addition to his high-school coaching duties, Fox was head coach and director of the Long Island Lightning AAU Basketball Club. In that capacity, he coached more than 20 future college-basketball student-athletes, including Bob McKillop's son, Matt, who went on to be a three-year starter at Davidson and is now an assistant coach for the Wildcats.

A native of Levittown, N.Y., Fox, 40, graduated from the State University of New York at Geneseo in 1995 with a B.A. in political science.

"I'm extremely grateful for the opportunity to lead the Appalachian State men's basketball program," Fox said. "Over the past 13 years, I've been very fortunate to be a part of an institution with a rich academic and basketball tradition. I look forward to helping restore as well as build a program that achieves excellence in every regard. In addition, I'd like to thank Coach McKillop and Davidson College, especially the players, for making this dream a reality."



Jim Fox is in his first year as the head coach at Appalachian State. He came to Appalachian after 13 highly successful seasons as an assistant at Davidson.

FOX AT A GLANCE

Full name: James Patrick Fox
Birthdate: Oct. 2, 1973 (41 years old)
Hometown: Levittown, N.Y.
College: SUNY Geneseo, 1995
(B.A., political science)
Twitter: @CoachJimFox

COACHING EXPERIENCE

1996-2001: **St. Dominic High School**
associate head coach
1996-2001: **Long Island Lightning AAU**
head coach/director
2001-12: **Davidson**
assistant coach
2012-14: **Davidson**
associate head coach
2014-present: **Appalachian State**
head coach

WHAT THEY'RE SAYING ABOUT JIM FOX ...

"Jim was a significant factor in our success and will be a superb addition to the Appalachian State program. He has a clear understanding and respect for what Appalachian State represents after having played against them through the years. We will miss Jim, but I'm certain he will write a similar story of success for Appalachian State as he did at Davidson."

— Davidson head coach **Bob McKillop**

"Coach Fox is a great leader that knows how to connect with his players both on and off the court. He knows the game, puts the time in to make himself better and will get the most out of each player he coaches. He is a guy that I keep in touch with to this day because of how much he pushed me on the court and also genuinely cared about me. App State is getting a gem."

— Golden State Warriors guard and NBA All-Star

Stephen Curry

(played for Fox at Davidson from 2006-09)

"I'm really happy for Jim. He's a guy that has worked tirelessly to do his part in helping make Davidson what it is today. He's bright and clearly understands what it takes to be successful. App State hit a home run with Jim Fox."

— Boston Celtics head coach **Brad Stevens**

"Jim Fox is ready. He's worked his way up the ladder by wearing many different hats in the Davidson program. Coach McKillop does a tremendous job of preparing his assistant coaches to become head coaches. Jim has been very successful as a recruiter, as a teacher, as a game coach, and he's ready for this great opportunity at Appalachian State."

— Elon head coach **Matt Matheny**

(coached with Fox at Davidson from 2001-09)

APPALACHIAN STATE MEN'S BASKETBALL GAME NOTES

NOTES

SCOUTING THE RED WOLVES

- Arkansas State enters Saturday's contest at 6-4 on the season and 1-0 in Sun Belt play after downing South Alabama, 63-60, in overtime on Tuesday.
- The Red Wolves are riding a four-game winning streak entering the new year after grabbing wins over Marshall, Mississippi State and Niagara in addition to the victory over South Alabama.
- A-State's win over Mississippi State on Dec. 20 marked its first win over an Southeastern Conference opponent since picking up a 70-68 win over Ole Miss on Dec. 1, 2004.
- Arkansas State is led by a trio of double-digit scorers in Anthony Livingston (16.4 ppg), Cameron Golden (15.2 ppg) and Sean Gardner (14.3 ppg).
- Livingston averages nearly a double-double as he also leads the Red Wolves in rebounds (8.9 rpg). He scored 16 points and hauled in 13 rebounds in Tuesday's win at South Alabama.
- He currently ranks fourth in the league in scoring and is the Sun Belt leader in rebounds. His 20 rebounds against Marshall on Dec. 20 is the most in a single game the Sun Belt this season.
- Despite standing at 6-9, 230 lbs., Livingston is actually A-State's best threat from beyond the arc. The big man leads the squad and ranks fifth in the conference in three-point shooting (42.9 percent).
- The Red Wolves rank near the middle of the pack in most statistical categories in the Sun Belt, but are one of the league's top three-point shooting teams (3rd - 35.5 percent).
- A-State possesses great size across the board with five players at 6-7 or taller. Nouhoum Boucoum is the biggets player on Arkansas State's roster at 6-10, 270 lbs. He is averaging 8.1 points and 6.2 rebounds per game.

SERIES HISTORY

- Appalachian State is 1-1 all-time against Arkansas State, with each team winning on its home court.
- The Mountaineers picked up an 85-74 win when the teams last met on Dec. 7, 1991 in Boone.
- A-State earned their win in Jonesboro, Ark. on Nov. 24, 1990 (91-69.)

APP STATE VS. ARKANSAS STATE ALL-TIME SERIES

Series.....	Series tied, 1-1
At Boone.....	App State leads, 1-0
In Tuscaloosa.....	A-State leads, 1-0
Neutral Sites.....	N/A
Most APP Points.....	85, 12/7/91
Most A-STATE Points.....	91, 11/24/90
Fewest APP Points.....	69, 11/24/90
Fewest A-STATE Points.....	74, 12/7/91
Largest APP Win.....	11, 12/7/91
Largest A-STATE Win.....	22, 11/24/90
Current Streak.....	1 - APP

Year	W-L	APP	A-STATE	Site
1990-91	L	69	91	A
1991-92	W	85	74	H

- The Mountaineers are 32-22 all-time against current members of the Sun Belt, though 42 of those meetings have come against former Southern Conference rival Georgia Southern.
- Appalachian is 14-16 when facing current Sun Belt members away from Boone, but is 18-6 when facing them in the High Country.
- The Apps are 53-32 all-time in conference openers including a 21-22 mark in the SoCon (1972-2014), a 23-9 record in the North State Conference (1930-61) and a 9-1 mark in the Carolinas Conference (1962-71).
- The Mountaineers are 2-1 all-time when playing their first game in a new league. App State defeated Lenoir-Rhyne in the North State Conference opener in 1930 and topped Richmond in its first SoCon contest in 1972. It dropped its Carolinas Conference opener to East Carolina in 1961.

MAKING THE FREE ONES COUNT

- After connecting on just 43.8 percent (7-of-16) in the season-opening loss at Ohio, the Mountaineers have improved drastically at the charity stripe.
- Appalachian State has posted four of its five best free-throw shooting performances in the last four games.
- The Apps have shot at least 75.0 percent or better from the line in each of the last four games, including an 8-of-8 effort from the charity stripe in the Dec. 15 loss at Georgia Tech.
- The last time Appalachian hit 75.0 percent or better from the free-throw line in four straight games was Feb. 6-10, 2010.
- The performance at the charity stripe against Georgia Tech marked the first time since Feb. 25, 2010 that the Mountaineers were perfect from the free-throw line (9-of-9 vs. Chattanooga).
- Over the past four games, Appalachian State is shooting a combined 81.1 percent (43-of-53) from the line.
- In the Nov. 24 win against Hampton, the Mountaineers connected on an impressive 81.6 percent (31-of-38) from the free-throw line.
- Frank Eaves** have been lights out from the charity stripe over the last four games.
- During that stretch, Eaves is shooting 86.9 percent (20-of-23)/
- On the season, Eaves has scored 60 of his team-best 144 points (41.7 percent) from the charity stripe.
- He has made at least seven free throws in six of the last eight games, including a career-high 12-of-12 in the win against Hampton. He did not make a trip to the charity stripe in the loss to Alabama on Dec. 21.
- Eaves ranks 35th nationally in free throws made (60), 73rd in free-throw percentage (84.5) and 86th in free-throw attempts (71).

APPALACHIAN'S STATS ON THE ROAD

	GP-GS	FG-FGA	PCT	3FG-FGA	PCT	FT-FTA	PCT	REB-AVG.	AST.	TO	BLK	STL	PTS/AVG
EAVES	7-7	27-81	.333	11-36	.306	41-51	.804	24-3.4	9	23	0	8	106/15.1
SPAGNOLO	7-7	36-64	.563	1-6	.167	10-15	.667	60-8.6	6	21	4	4	83/11.9
CLARKE	7-7	25-46	.543	11-24	.458	6-8	.750	30-4.3	10	8	0	3	67/9.6
BURGESS	7-7	23-51	.451	8-25	.320	6-8	.750	20-2.9	19	9	0	4	60/8.6
BABIC	7-0	10-33	.303	5-27	.185	6-9	.667	20-2.9	13	3	0	0	31/4.4
LAWSON	5-0	9-25	.360	0-1	.000	1-5	.200	12-2.4	0	8	4	4	19/3.8
KOBANI	5-4	6-12	.500	0-0	.000	5-10	.500	3-0.6	0	2	1	1	17/3.4
KINNEY	7-0	4-15	.267	0-0	.000	7-11	.636	24-3.4	4	14	0	2	15/2.1
HAMILTON	2-0	4-8	.500	1-2	.500	0-2	.000	1-0.5	2	0	1	0	9/4.5
OBACHA	4-3	3-4	.750	0-0	.000	2-2	1.000	9-2.3	1	2	1	0	8/2.0
GOESLING	7-0	3-21	.143	0-9	.000	0-1	.000	10-1.4	5	4	0	1	6/0.9
KOSTIC	4-0	0-4	.000	0-3	.000	2-2	1.000	5-1.3	1	1	0	0	2/0.5
JACKSON	2-0	1-1	1.000	0-0	.000	0-0	.000	0-0.0	1	0	0	0	2/1.0
GILBERT	7-0	0-8	.000	0-0	.000	0-1	.000	8-1.1	1	2	5	0	0/0.0
SANDERS	1-0	0-0	.000	0-0	.000	0-0	.000	0-0.0	0	0	0	0	0/0.0
APPALACHIAN		151-373	.405	37-133	.278	86-125	.688	240-34.3	72	99	16	27	425/60.7
OPPONENTS		175-386	.453	36-125	.288	95-156	.609	244-34.9	92	84	25	37	481/68.7



- He also ranks second in the Sun Belt in all three categories.
- This year, the Mountaineers have attempted 179 free throws and Eaves has taken 39.6 percent of those shots.
- However, in the losses at Alabama and Georgia Tech, Appalachian went to the free-throw line just 13 times while the Crimson Tide and Yellow Jackets made 45 trips to the line.
- The Yellow Jackets attempted 29 free throws while the Mountaineers had just eight. The 21-shot differential was Appalachian's largest since Chattanooga held a 39-18 edge on Jan. 15, 2009.

LONG RANGE WOES

- While the Mountaineers have excelled at the charity stripe, they have struggled mightily from beyond the arc.
- Over the last four games, Appalachian is just 17-of-79 (21.5 percent) from three-point range.
- The struggles from long range came after a great performance at Jacksonville, when the Apps connected on 9-of-20 (45.0 percent) from long range.

PERIMETER DEFENSE

- Although App State has struggled to shoot the ball, it has been outstanding defensively on the perimeter. Only Charlotte (9-of-22) and Ohio (8-of-19) have shot better than 40.0 percent from long range against the Mountaineers.
- In fact, no other opponent has shot better than 33.3 percent from beyond the arc against the Mountaineers and only two, Hampton (8) and Hofstra (6), have made more than five three-point attempts in a game.
- Last year, Appalachian allowed 14 different opponents to hit at least six three-pointers in a game. Additionally, the 2013-14 Mountaineers allowed opponents to connect on 36.8 percent of their three-point attempts.
- This year's squad is limiting opponents to just 29.9 percent from beyond the arc.

BASKIN INKS PRO CONTRACT

- Former Mountaineer standout **Tevin Baskin** received exciting news over the holidays when he signed a contract to play pro ball in Mexico.
- Baskin, who is the eighth Mountaineer since 2010 to ink a pro deal, will play for Choriceros De Camargo of the Chihuahua Vive League.
- Since 1995, Appalachian has seen 17 different players sign pro contracts.

UP NEXT

- Appalachian hosts defending conference tournament champion UL Lafayette in its first-ever Sun Belt home game on Jan. 5.
- It will be Appalachian's first home game in 29 days, the longest stretch the team has spent away from home since going 32 days without a home game from Nov. 16-Dec. 18, 2010.
- Following the game against the Ragin' Cajuns, App State will hit the road again for contests at South Alabama (Jan. 8) and UALR (Jan. 10).

RPI WATCH

Below is Appalachian's RPI ranking with the ranking for all of its Division I opponents for the 2014-15 season.

Team	RPI*
Appalachian State	200
Georgia Tech	38
Alabama	46
Georgia State	49
Charlotte	52
UT Arlington	98
Georgia Southern	129
Hofstra	166
Texas State	181
Ohio	235
Furman	252
Virginia Tech	264
Arkansas State	271
UALR	275
Hampton	284
UL Monroe	301
UL Lafayette	322
Troy	337
Jacksonville	340
Sun Belt Conference	25

* RPI rankings listed above are taken from the official NCAA RPI rankings, which are generated daily by the NCAA.

INJURY REPORT

Probable

Questionable

Out

Dylan Hodson - lower body

APPALACHIAN'S STATS IN ITS LAST THREE GAMES

	GP-GS	FG-FGA	PCT	3FG-FGA	PCT	FT-FTA	PCT	REB-AVG.	AST.	TO	BLK	STL	PTS/AVG
EAVES	3-3	12-32	.375	5-17	.294	13-15	.867	10-3.3	2	13	0	2	42/14.0
SPAGNOLO	3-3	17-32	.531	0-2	.000	5-7	.714	25-8.3	2	8	2	2	39/13.0
CLARKE	3-3	13-22	.591	6-12	.500	3-4	.750	21-7.0	4	5	0	1	35/11.7
BURGESS	3-3	11-28	.393	2-14	.143	2-2	1.000	7-2.3	11	3	0	2	26/8.7
LAWSON	3-0	5-10	.500	0-0	.000	0-1	.000	7-2.3	0	4	1	2	10/3.3
OBACHA	3-3	3-3	1.000	0-0	.000	2-2	1.000	8-2.7	1	1	1	0	8/2.7
KINNEY	3-0	3-8	.375	0-0	.000	2-2	1.000	7-2.3	2	7	0	1	8/2.7
BABIC	3-0	2-13	.154	1-12	.083	0-0	.000	10-3.3	7	1	0	0	5/1.7
HAMILTON	1-0	1-2	.500	0-0	.000	0-0	.000	0-0.0	1	0	0	0	2/2.0
KOSTIC	2-0	0-2	.000	0-2	.000	2-2	1.000	1-0.5	1	0	0	0	2/1.0
KOBANI	1-0	0-0	.000	0-0	.000	2-2	1.000	0-0.0	0	0	0	0	2/2.0
JACKSON	1-0	1-1	1.000	0-0	.000	0-0	.000	0-0.0	0	0	0	0	2/2.0
GOESLING	3-0	0-7	.000	0-3	.000	0-0	.000	0-0.0	1	1	0	0	0/0.0
GILBERT	3-0	0-1	.000	0-0	.000	0-0	.000	2-0.7	0	1	2	0	0/0.0
SANDERS	1-0	0-0	.000	0-0	.000	0-0	.000	0-0.0	0	0	0	0	0/0.0
APPALACHIAN		68-161	.422	14-62	.226	31-37	.838	102-34.0	32	46	6	10	181/60.3
OPPONENTS		78-177	.441	15-54	.278	34-57	.596	108-36.0	42	32	15	23	205/68.3



APPALACHIAN STATE MEN'S BASKETBALL GAME NOTES

MISCELLANEOUS STATS

APP'S RECORD WHEN...

	2014-15	Under Fox
At home	1-1	1-1
On the road	2-5	2-5
At neutral sites	0-0	0-0
In overtime	0-0	0-0
In Sun Belt games	0-0	0-0
In non-conference games	3-6	3-6

In games decided by ...

5 points or less	1-1	1-1
6-10 points	1-1	1-1
11 points or more	1-4	1-4

Leading at the half	3-2	3-2
Trailing at the half	0-4	0-4
Tied at the half	0-0	0-0

Shooting 40% or better	3-3	3-3
Shooting less than 40%	0-3	0-3
Opp. 40% or better	1-6	1-6
Opp. less than 40%	2-0	2-0
Shooting better than opp.	2-1	2-1
Shooting worse than opp.	1-5	1-5
Shooting same as opp.	0-0	0-0

Outrebounding opp.	3-2	3-2
Opp. outrebounds App State	0-3	0-3
Rebounds are tied	0-1	0-1

70% or better on FT	1-4	1-4
Less than 70% on FT	2-2	2-2
More FT att. than opp.	1-1	1-1
Less FT att. than opp.	1-5	1-5
Same FT att. as opp.	1-0	1-0

40% or better on 3PT	1-0	1-0
Less than 40% on 3PT	2-6	2-6

More turnovers than opp.	1-5	1-5
Less turnovers than opp.	2-1	2-1
Same turnovers as opp.	0-0	0-0

Scoring 80 or more points	1-0	1-0
Scoring 70-79 points	0-0	0-0
Scoring 60-69 points	2-2	2-2
Scoring 50-59 points	0-3	0-3
Scoring less than 50 points	0-1	0-1

Allowing 80 or more points	0-1	0-1
Allowing 70-79 points	1-3	1-3
Allowing 60-69 points	1-2	1-2
Allowing 50-59 points	1-0	1-0
Allowing less than 50 points	0-0	0-0

On Sunday	0-2	0-2
On Monday	1-1	1-1
On Tuesday	0-0	0-0
On Wednesday	0-1	0-1
On Thursday	1-1	1-1
On Friday	0-0	0-0
On Saturday	1-1	1-1

In November	2-2	2-2
In December	1-4	1-4
In January	0-0	0-0
In February	0-0	0-0
In March	0-0	0-0

APPALACHIAN BY THE NUMBERS

72.1 • Appalachian State finished its non-conference slate with a free-throw percentage of 72.1 (129-of-179). That is an improvement of nearly seven percent from a season ago. In 14 non-conference games last year, the Mountaineers shot just 65.6 percent from the charity stripe.

75.0 • Appalachian State has connected on at least 75.0 percent of its free throws in each of its last four games. The Mountaineers are shooting 81.1 percent (43-of-53) over that stretch. It is the first time since Feb. 6-13, 2010 that the Apps have hit at least 75.0 percent of their free throws in four-straight games.

60 • Eaves has scored 60 of his team-best 144 points from the free throw line this year. He has made at least seven free throws in six games and is averaging 7.9 free-throw attempts per game. 41.7 percent of his scoring output has come from the charity stripe.

35, 73 and 86 • Eaves ranks 35th nationally in free throws made (60), 73rd in free-throw percentage (84.5) and 86th in free-throw attempts (71). He also ranks second in the Sun Belt in all three categories.

12 • **Tommy Spagnolo** picked up the 12th double-double of his career on Dec. 22 at Alabama. He has four this season and all of his career double-doubles have come in Appalachian's last 22 games dating back to last year.

53 • Appalachian is 53-32 all-time in league openers, that includes a 21-22 SoCon record (1972-2014), a 23-9 record in the North State Conference (1930-61) and a 9-1 mark in the Carolinas Conference (1961-71)

2 • Appalachian State has used just two starting lineups through nine games. In 2013-14, Appalachian had used five different starting lineup. The Apps used a total of 12 different starting lineups a year ago, an average of one every 2.5 games.

21 • On Dec. 15 at Georgia Tech, Appalachian State had its biggest free-throw disparity in nearly six years when it was outshot, 29-8, at the charity stripe. Chattanooga shot 39 free throws to Appalachian's 18 on Jan. 25, 2009.

45/13 • In its last two games against foes from high-major conferences (Alabama and Georgia Tech), Appalachian State was outshot 45-13 at the free-throw line.

29 • Appalachian State will not return home until Jan. 5 when it hosts Sun Belt rival UL Lafayette. The 29-day stretch is the team's longest stretch away from home since 2010-11, when it went 32 days without a home game (Nov. 16 - Dec. 18).

SUN BELT CONFERENCE

STANDINGS (THRU DEC. 30)

	Sun Belt		Overall	
	W	L	W	L
Texas State	1	0	7	3
Georgia St	1	0	8	4
UT Arlington	1	0	7	4
Arkansas State	1	0	6	4
UL Lafayette	1	0	7	5
Appalachian State	0	0	3	6
Georgia Southern	0	1	7	3
UL Monroe	0	1	6	6
Troy	0	1	5	5
UALR	0	1	5	6
South Alabama	0	1	2	9

UPCOMING SCHEDULE

(all times Eastern)

SATURDAY, JANUARY 3, 2015

UALR at Georgia State*	2:00 PM
Texas State at Georgia Southern*	7:00 PM
Appalachian State at Arkansas State*	8:05 PM
Troy at UL Lafayette*	8:15 PM
South Alabama at UT Arlington*	8:15 PM

MONDAY, JANUARY 5, 2015

Texas State at Georgia State*	7:00 PM
UL Lafayette at Appalachian State*	7:30 PM
Arkansas State at UL Monroe*	8:00 PM
South Alabama at UALR*	8:30 PM
UT Arlington at Troy*	8:30 PM

THURSDAY, JANUARY 8, 2015

Appalachian State at South Alabama*	8:05 PM
Georgia State at UL Lafayette*	8:15 PM
UL Monroe at UT Arlington*	8:15 PM
Georgia Southern at Arkansas State*	8:30 PM
UALR at Texas State*	8:30 PM

SATURDAY, JANUARY 10, 2015

Troy at Georgia State*	2:00 PM
Georgia Southern at South Alabama*	5:05 PM
UL Monroe at Texas State*	5:30 PM
Appalachian State at UALR*	6:00 PM
Arkansas State at UT Arlington*	8:15 PM

THURSDAY, JANUARY 15, 2015

UT Arlington at Georgia State*	7:00 PM
Arkansas State at Appalachian State*	7:30 PM
UL Lafayette at Georgia Southern*	7:30 PM
Troy at UL Monroe*	8:00 PM
South Alabama at Texas State*	8:30 PM

SATURDAY, JANUARY 17, 2015

Georgia State at Appalachian State*	3:30 PM
UALR at UL Monroe*	5:00 PM
Texas State at Arkansas State*	8:05 PM
South Alabama at UL Lafayette*	8:15 PM
Georgia Southern at Troy*	8:30 PM

MONDAY, JANUARY 19, 2015

UALR at South Alabama*	8:05 PM
UL Monroe at UL Lafayette*	8:15 PM
Texas State at UT Arlington*	8:15 PM
Georgia State at Arkansas State*	8:30 PM
Appalachian State at Troy*	8:30 PM



SEASON AND CAREER PERFORMANCES

2014-15 DOUBLE-DIGIT SCORING GAMES			Career	2014-15 10+ REBOUND GAMES			Career
Chris Burgess	5 (2-3)	17 (7-10)		Tommy Spagnolo	4 (1-3)	15 (6-9)	
Frank Eaves	7 (3-4)	15 (6-9)		Michael Obacha	–	13 (5-8)	
Tommy Spagnolo	5 (1-4)	15 (5-10)		7+ ASSIST GAMES			
Michael Obacha	–	9 (8-1)		Chris Burgess	–	1 (1-0)	
Dustin Clarke	4 (2-2)	4 (2-2)		DOUBLE-DOUBLES			
Mike Kobani	–	3 (2-1)		Tommy Spagnolo	4 (1-3)	12 (5-7)	
Jake Babic	1 (1-0)	1 (1-0)		Michael Obacha	–	3 (3-0)	
Rantavious Gilbert	–	1 (1-0)		5+ THREE-POINTER GAMES			
Griffin Kinney	1 (1-0)	1 (1-0)		(Appalachian's record in games in parenthesis)			
20+ POINT GAMES							
Frank Eaves	3 (1-2)	3 (1-2)					
Tommy Spagnolo	–	2 (1-1)					
Chris Burgess	1 (1-0)	1 (1-0)					
Rantavious Gilbert	–	1 (1-0)					
5+ STEAL GAMES							
Michael Obacha	–	1 (0-1)					

SCORING BY HALVES

	Appalachian	Opponents		
Most first-half points	43 vs. Hampton (11/24/14)	47 at Furman (11/19/14)		
Most second half-points	39 vs. Hampton (11/24/14)	48, at Charlotte (12/18/14)		
Most overtime points	N/A	N/A		
Fewest first-half points	25 at Georgia Tech (12/15/14)	25 at Jacksonville (12/4/14)		
Fewest second-half points	28 at Virginia Tech (11/22/14)	31 at Jacksonville (12/4/14)		
Scoring By Period				
	1st Half (Avg.)	2nd Half (Avg.)	OT (Avg.)	Total
Appalachian State	276 (30.7)	282 (31.3)	N/A	558 (62.0)
Opponents	290 (32.2)	333 (37.0)	N/A	623 (69.2)

STARTING FIVE

A look at the number of times a group has started together, and the team's record for each lineup.

G	G	G/F	F	F/C	Record
Burgess	Eaves	Clarke	Spagnolo	Kobani	3-3
Burgess	Eaves	Clarke	Spagnolo	Obacha	0-3

CAREER STATS VS. ARKANSAS STATE

GP-GS	FG-FGA	%	3FG-FGA	%	FT-FTA	%	REB-AVG	A	TO	B	S	PPG
-------	--------	---	---------	---	--------	---	---------	---	----	---	---	-----

SCORING MARGIN

Margin	1	2	3	4	5	6	7	8
Wins	–	1	–	–	–	–	–	1
Losses	1	–	–	–	–	–	–	–
Margin	9	10	11	12	13	14	15	16+
Wins	–	–	1	–	–	–	–	–
Losses	–	1	–	–	1	–	–	3

DEFICITS OVERCOME

Below is a look at App State and its opponents' largest deficits overcome to tie the game or take a lead as well as the time needed to overcome the deficit.

	APP Trailed By	Time to Tie	Opponent Trailed By	Time to Tie
Ohio	–	–	–	–
Furman	–	–	–	–
Virginia Tech	6 (51-45)	1:22	12 (23-11)	7:45
Hampton	–	–	–	–
Jacksonville	1 (3-2)	:38	1 (4-3)	:13
Hofstra	9 (19-10)	14:00	1 (37-36)	:48
Georgia Tech	6 (17-11)	1:22	5 (11-6)	3:51
Charlotte	–	–	10 (10-0)	20:07
Alabama	3 (54-51)	:27	9 (16-7)	12:57
Arkansas State				
UL Lafayette				
South Alabama				
UALR				
Arkansas State				
Georgia State				
Troy				
South Alabama				
Texas State				
Georgia Southern				
UL Lafayette				
Troy				
UALR				
UL Monroe				
UT Arlington				
Georgia State				
Georgia Southern				
UL Monroe				
Texas State				
UT Arlington				



APPALACHIAN STATE MEN'S BASKETBALL GAME NOTES

THE LAST TIME IT HAPPENED

APPALACHIAN STATE SCORING

Less than 50 points	47at Ohio, L 47-73, 11/15/14
50-59 points	59at Alabama, L 59-60, 12/21/14
60-69 points	65at Charlotte, L 65-75, 12/18/14
70-79 points	74vs. Samford, W 74-68, 2/13/14
80-89 points	82vs. Hampton, W 82-74, 11/24/14
90-99 points	97vs. Bluefield College, W 97-70, 12/30/13
100+ points.....	100vs. Milligan, W 100-68, 12/21/13

OPPONENT SCORING

Less than 50 points	45vs. The Citadel, W 54-45, 2/6/14
50-59 points	56at Jacksonville, W 67-56, 12/4/14
60-69 points	60at Alabama, L 59-60, 12/21/14
70-79 points	75at Charlotte, L 65-75, 12/18/14
80-89 points	84at Furman, L 65-84, 11/19/14
90-99 points	98at NC State, L 77-98, 11/8/13
100+ points.....	101at Campbell, L 82-101, 11/16/12

APPALACHIAN STATE FIELD GOAL PCT.

Less than 20 percent	NA	
20-29 percent.....	.292 (19-65)at Cincinnati, L 49-77, 11/16/13
30-39 percent.....	.340 (18-53)vs. Hofstra, L 51-68, 12/7/14
40-49 percent.....	.400 (24-60)at Alabama, L 59-60, 12/21/14
50-59 percent.....	.514 (19-37)vs. Wofford, L 58-64, 2/15/14
60-69 percent.....	.632 (36-57)vs. Bluefield College, W 97-70, 12/30/13
70 percent or higher710 (44-62)vs. Tenn. Wesleyan, W 112-48, 12/30/99

OPPONENT FIELD GOAL PCT.

Less than 20 percent149 (7-47)vs. Piedmont, W 92-36, 12/8/03
20-29 percent.....	.281 (18-64)vs. Charleston, W 77-54, 3/7/10
30-39 percent.....	.378 (17-45)at Jacksonville, W 67-56, 12/4/14
40-49 percent.....	.411 (23-56)at Alabama, L 59-60, 12/21/14
50-59 percent.....	.547 (29-53)at Furman, L 65-84, 11/19/14
60-69 percent.....	.619 (39-63)at NC State, L 77-98, 11/8/13
70 percent or higher723 (34-47)vs. Chattanooga, L 67-98, 3/6/03

APPALACHIAN STATE THREE-POINT FIELD GOAL PCT.

Less than 10 percent091 (1-11)vs. Western Carolina, L 61-74, 2/20/14
10-19 percent.....	.176 (3-17)vs. Hofstra, L 51-68, 12/7/14
20-29 percent.....	.250 (7-28)at Alabama, L 59-60, 12/21/14
30-39 percent.....	.357 (5-14)vs. Hampton, W 82-74, 11/24/14
40-49 percent.....	.450 (9-20)at Jacksonville, W 67-56, 12/4/14
50-59 percent.....	.500 (2-4)vs. Wofford, L 58-64, 2/15/14
60 percent or higher692 (9-13)at High Point, W 82-81, 2/19/11

OPPONENT THREE-POINT FG PCT.

Less than 10 percent056 (1-18)at Longwood, W 85-59, 1/31/05
10-19 percent.....	.133 (2-15)at Georgia Tech, L 57-70, 12/15/14
20-29 percent.....	.235 (4-17)at Alabama, L 59-60, 12/21/14
30-39 percent.....	.333 (6-18)vs. Hofstra, L 51-68, 12/7/14
40-49 percent.....	.409 (9-22)at Charlotte, L 65-75, 12/18/14
50-59 percent.....	.533 (8-15)vs. Chattanooga, L 70-80 1/16/14
60 percent or higher667 (2-3)vs. ETSU, L 48-65, 12/10/11

APPALACHIAN STATE FREE THROW PCT.

Less than 50 percent438 (7-16)at Ohio, L 47-73, 11/15/14
50-59 percent.....	.576 (19-33)at Samford, W 63-57, 2/27/14
60-69 percent.....	.667 (20-30)at Jacksonville, W 67-56, 12/4/14
70-79 percent.....	.792 (19-24)at Charlotte, L 65-75, 12/18/14
80-89 percent.....	.800 (4-5)at Alabama, L 59-60, 12/21/14
90-99 percent.....	.909 (10-11)at The Citadel, L, 67-91, 1/20/11
100 percent.....	1.000 (8-8)at Georgia Tech, L 57-70, 12/15/14

APPALACHIAN STATE REBOUNDS

Less than 20 rebounds .	18vs. Chattanooga, L 49-74, 2/21/04
20-29 rebounds.....	26at Georgia Tech, L 57-70, 12/15/14
30-39 rebounds.....	38at Alabama, L 59-60, 12/21/14
40-49 rebounds.....	41vs. Hofstra, L 51-68, 12/7/14
50-59 rebounds.....	58vs. Milligan, W 100-68, 12/21/13
60 or more rebounds	63at UNCW, LOT 101-108, 11/14/08

OPPONENT REBOUNDS

Less than 20 rebounds .	17vs. Samford, W 82-68, 2/27/10
20-29 rebounds.....	28at Jacksonville, W 67-56, 12/4/14
30-39 rebounds.....	38at Alabama, L 59-60, 12/21/14
40-49 rebounds.....	41at Ohio, L 47-73, 11/15/14
50-59 rebounds.....	50at Chattanooga, L, 44-63, 3/1/14
60 or more rebounds	NA	

APPALACHIAN STATE ASSISTS

Less than 5 assists.....	3vs. The Citadel, W 71-61, 3/6/10
5-10 assists.....	6vs. Hofstra, L 51-68, 12/7/14
10-15 assists	12at Alabama, L 59-60, 12/21/14
16-20 assists	16vs. Elon, L 76-83, 2/1/14
21-25 assists	21vs. Georgia Southern, W 81-68, 1/18/14
26-30 assists	28vs. Milligan, W 112-47, 12/30/08
31 or more assists.....	31vs. Montreat, W 105-57, 1/14/06

OPPONENT ASSISTS

Less than 5 assists.....	4vs. Montreat, W 86-54, 11/9/12
5-10 assists.....	5at Jacksonville, W 67-56, 12/4/14
11-15 assists	11at Alabama, L 59-60, 12/21/14
16-20 assists	17at Charlotte, L 65-75, 12/18/14
21-25 assists	21at Furman, L 65-84, 11/19/14
26-30 assists	26at Campbell, L 82-101, 11/16/12
31 or more assists.....	32at North Carolina, L 64-87, 1/17/98

APPALACHIAN STATE BLOCKS

0 blocks	0at UNCG, L 61-66, 1/30/14
1-5 blocks	1at Alabama, L 59-60, 12/21/14
6-10 blocks.....	6at Chattanooga, L, 44-63, 3/1/14
11-15 blocks	12vs. Lees-McRae, W 90-61, 11/11/11

OPPONENT BLOCKS

0 blocks	0vs. Wofford, L 58-64, 2/15/14
1-5 blocks	3at Charlotte, L 65-75, 12/18/14
6-10 blocks.....	9at Alabama, L 59-60, 12/21/14
11-15 blocks	12vs. Kentucky, L, 69-93, 12/20/08

APPALACHIAN STATE STEALS

0 steals.....	0at Wofford, W 77-76, 12/7/09
1-5 steals.....	4at Alabama, L 59-60, 12/21/14
6-10 steals	6vs. Hampton, W 82-74, 11/24/14
11-15 steals.....	11vs. UNCG, L 60-66, 1/9/14
15+ steals	18vs. Montreat, W 86-54, 11/9/12

OPPONENT STEALS

0 steals.....	N/AN/A
1-5 steals.....	3at Georgia Tech, L 57-70, 12/15/14
6-10 steals	7at Alabama, L 59-60, 12/21/14
11-15 steals.....	13at Charlotte, L 65-75, 12/18/14
15+ steals	18at ETSU, L 68-81, 11/15/11



INDIVIDUAL RECORDS

POINTS

App State.....37Shawn Hall vs. East TennesseeJan. 6, 2003
Opponent.....38Stephen Curry, DavidsonNov. 26, 2007

FIELD GOALS

App State.....13Chris McFarland vs. ElonJan. 5, 2004
Opponent.....14Three times
Last: Aaron Brackett, UNCG.....Jan. 13, 2011

FIELD GOAL ATTEMPTS

App State.....30Shawn Hall vs. DavidsonFeb. 22, 2003
Opponent.....27Stephen Curry, DavidsonNov. 26, 2007

FIELD GOAL PERCENTAGE

App State.....1.000 (9-9)Davis Bowne vs. W. CarolinaJan. 15, 2007
Opponent.....1.000 (6-6)Tyler Berg, WoffordJan. 10, 2004

THREE-POINT FIELD GOALS

App State.....9Donald Sims vs. Chattanooga.....Feb. 26, 2009
Opponent.....9Stephen Curry, DavidsonNov. 26, 2007

THREE-POINT FIELD GOAL ATTEMPTS

App State.....19Shawn Hall vs. DavidsonFeb. 22, 2003
Opponent.....18Demon Brown, CharlotteNov. 25, 2002

THREE-POINT FIELD GOAL PERCENTAGE

App State.....1.000 (5-5)Donald Sims vs. MilliganDec. 30, 2008
Opponent.....1.000 (6-6)Two times
Last: Christian Webster, HarvardMarch 17, 2010

FREE THROWS MADE

App State.....14Kellen Brand vs. UNCW.....Nov. 13, 2009
Opponent.....13Howard Wilkerson, WoffordJan. 10, 2004

FREE THROW ATTEMPTS

App State.....19Josh Shehan vs. Gardner-Webb ...Jan. 15, 2003
Opponent.....17Howard Wilkerson, WoffordJan. 10, 2004

FREE THROW PERCENTAGE

App State.....100.0 (14-14)Kellen Brand vs. UNCW.....Nov. 13, 2009
Opponent.....100.0 (8-8)Ray Bristow, UNCGJan. 8, 2005
100.0 (8-8)Cameron Rundles, Wofford.....Jan. 27, 2011

REBOUNDS

App State.....18Andre Williamson vs. Milligan.....Nov. 26, 2011
Opponent.....20Howard Wilkerson, WoffordJan. 10, 2004

ASSISTS

App State.....13Graham Bunn vs. ETSUJan. 6, 2003
Opponent.....11Courtney Elridge, UNCG.....Feb. 18, 2002

BLOCKS

App State.....8Jeremy Clayton vs. Elon.....Jan. 28, 2008
Opponent.....6Three times
Last: Z. Mason, Chattanooga.....Jan. 16, 2014

STEALS

App State.....9D.J. Thompson vs. UNCG.....Feb. 22, 2007
Opponent.....8Ledell Eackles, CampbellNov. 27, 2006

ATTENDANCE RECORDS

LARGEST CROWDS

- 8,350DavidsonJan. 12, 2009
- 8,325North Carolina.....Nov. 17, 2000
- 5,373DavidsonFeb. 22, 2003
- 5,343CharlotteNov. 25, 2002
- 5,109Western CarolinaFeb. 22, 2005
- 5,075Western CarolinaJan. 23, 2010
- 5,011UNC GreensboroFeb. 22, 2007
- 4,055ElonJan. 13, 2007
- 3,949DavidsonFeb. 2, 2002
- 3,893The Citadel.....Feb. 1, 2003
- 3,891Western CarolinaFeb. 13, 2004
- 3,743Georgia Southern.....Jan. 19, 2008
- 3,731East Tennessee St.Jan. 24, 2004
- 3,716The Citadel.....Jan. 27, 2007
- 3,697Western CarolinaFeb. 3, 2003

LARGEST CONFERENCE GAME CROWDS

- 8,350DavidsonJan. 12, 2009
- 5,373DavidsonFeb. 22, 2003
- 5,109Western CarolinaFeb. 22, 2005
- 5,074Western CarolinaJan. 23, 2010
- 5,011UNC GreensboroFeb. 22, 2007

LARGEST NON-CONFERENCE GAME CROWDS

- 8,325North Carolina.....Nov. 17, 2000
- 5,343CharlotteNov. 25, 2002
- 3,437Arkansas-Little Rock.....Nov. 18, 2005
- 3,351East CarolinaNov. 19, 2001
- 3,210CharlotteNov. 19, 2008

APPALACHIAN'S RECORD AT THE HOLMES CENTER

Season	Overall	Pct.	Conference	Pct.
2000-01	6-8	.429	4-4	.500
2001-02	7-6	.538	2-6	.250
2002-03	12-2	.857	6-2	.750
2003-04	4-7	.364	1-7	.125
2004-05	13-1	.929	7-1	.875
2005-06	8-4	.667	4-3	.571
2006-07	12-1	.923	8-1	.889
2007-08	9-4	.692	8-2	.800
2008-09	7-7	.500	4-6	.400
2009-10	14-4	.778	7-2	.778
2010-11	9-3	.750	6-3	.667
2011-12	9-5	.643	5-4	.555
2012-13	10-4	.714	7-2	.778
2013-14	7-7	.500	3-5	.375
2014-15	1-1	.500	0-0	.000
Total	128-64	.667	72-48	.600



0
MIKE KOBANI
6-8 • 260 • SO. • F
BODO CITY, NIGERIA



1
LANDON GOESLING
6-2 • 165 • FR. • G
IRVING, TEXAS



3
DUSTIN CLARKE
6-3 • 180 • JR. • G
NEWLAND, N.C.



4
MICHAEL OBACHA
6-8 • 220 • JR. • F
EDO STATE, NIGERIA




5
GRIFFIN KINNEY
6-8 • 220 • FR. • F
DELAWARE, OHIO



10
CHRIS BURGESS
5-8 • 170 • JR. • G
LAKELAND, FLA.



12
RANTAVIOUS GILBERT
6-9 • 235 • JR. • F
ALBANY, GA.



14
MILOS KOSTIC
6-8 • 235 • FR. • F
BELGRADE, SERBIA



15
TOMMY SPAGNOLO
6-8 • 225 • SR. • F
WEST JEFFERSON, N.C.



20
DYLAN HODSON
6-3 • 180 • FR. • G
ROANOKA, VA.




21
FRANK EAVES
6-2 • 175 • JR. • G
GREENSBORO, N.C.



23
LOGAN JACKSON
5-11 • 165 • FR. • G
WAXHAW, N.C.



24
JALEN SANDERS
5-10 • 150 • FR. • G
HUNTERVILLE, N.C.



25
JAKE BABIC
6-5 • 180 • FR. • G
OAKVILLE, ONTARIO



34
JACOB LAWSON
6-8 • 230 • JR. • F
REIDSVILLE, N.C.



JIM FOX
HEAD COACH
FIRST SEASON



JASON ALLISON
ASSISTANT COACH
FIRST SEASON



BRYAN LENTZ
ASSISTANT COACH
FIRST SEASON



MANTORIS ROBINSON
ASSISTANT COACH
FIRST SEASON

PRONUNCIATIONS

Mike **Kobani**..... ko-BON-ee
Michael **Obacha**..... o-BOTCH-uh
Chris **Burgess**..... BUR-jess
Rantavious Gilbert..... ran-TAY-vee-US

Milos **Kostic**..... MEE-lowsh CO-stitch
Tommy **Spagnolo**..... spag-NO-low
Frank **Eaves**..... EEVES
Appalachian State..... APP-uh-LATCH-in



0 • MIKE KOBANI

SOPHOMORE • FORWARD

6-8 • 260

BODO CITY, NIGERIA

HIGH POINT CHRISTIAN ACADEMY



KOBANI'S HIGHS

Points

2014-15 7.....at Ohio (11/15/14)
Career 18.....at The Citadel (1/23/14)

Field Goals

2014-15 3.....Two times
Career 9.....at The Citadel (1/23/14)

Field Goal Attempts

2014-15 5.....at Ohio (11/15/14)
Career 10.....at The Citadel (1/23/14)

3-Point Field Goals

2014-15 N/A
Career N/A

3-Point Attempts

2014-15 N/A
Career N/A

Free Throws

2014-15 2.....Two times
Career 3.....vs. Milligan (12/21/13)

Free Throw Attempts

2014-15 6.....at Ohio (11/15/14)
Career 6.....Two times

Rebounds

2014-15 3.....vs. Hampton (11/24/14)
Career 8.....Two times

Assists

2014-15 N/A
Career N/A

Steals

2014-15 1.....at Jacksonville (12/4/14)
Career 2.....vs. Charlotte (12/8/13)

Blocks

2014-15 1...at Virginia Tech (11/22/14)
Career 1.....Three times

2013-14: Played in 20 games as a freshman, nine of which came during league play ... averaged 4.3 points and 2.6 rebounds per game while connecting on 60.9 percent (39-of-64) from the floor ... made his collegiate debut against Campbell (Nov. 12) and played 14 minutes ... scored in double figures in back-to-back games against Cincinnati (11 pts. - Nov. 16) and Lees-McRae (12 pts. - Nov. 19) ... pulled down eight rebounds and tallied two blocks against Charlotte (Dec. 8) ... also grabbed eight boards against Milligan (Dec. 21) ... had his best effort of the season in an 18-point outburst at The Citadel (Jan. 23) ... finished 9-of-10 from the floor against the Bulldogs ... the shooting percentage against The Citadel tied for the

second-highest in a single game in school history (minimum 10 attempts).

Personal: Full name is Michael Dumkomene Kobani ... Born June 2, 1994 (20 years old) ... son of Paulina and Demian Kobani ... has two siblings, Joshua and Elizabeth ... major is undecided.

2014-15 GAME-BY-GAME


Opponent	Date	GS	Min	FG	FGA	Pct	3FG	FGA	Pct	FT	FTA	Pct	Off	Def	Tot	Avg	PF	FO	A	TO	Blk	Stl	Pts	Avg	
at Ohio	11/15/14	*	16	3	5	.600	0	0	.000	1	6	.167	0	1	1	1.0	2	0	0	0	0	0	7	7.0	
at Furman	11/19/14	*	15	3	4	.750	0	0	.000	2	2	1.000	0	1	1	1.0	4	0	0	0	0	0	8	7.5	
at Virginia Tech	11/22/14	*	8	0	3	.000	0	0	.000	0	0	.000	0	1	1	1.0	2	0	0	2	1	0	0	5.0	
HAMPTON	11/24/14	*	9	1	3	.333	0	0	.000	0	0	.000	0	3	3	1.5	4	0	0	0	0	0	2	4.3	
at Jacksonville	12/04/14	*	7	0	0	.000	0	0	.000	0	0	.000	0	0	0	1.2	1	0	0	0	0	1	0	3.4	
HOFSTRA	12/7/14	*	3	0	1	.000	0	0	.000	0	0	.000	1	0	1	1.2	0	0	0	0	0	0	0	2.8	
at Georgia Tech	12/15/14		6	0	0	.000	0	0	.000	2	2	1.000	0	0	0	1.0	2	0	0	0	0	0	2	2.7	
Totals			6	64	7	16	.438	0	0	.000	5	10	.500	1	6	7	1.0	15	0	0	2	1	1	19	2.7

CAREER OVERALL STATS

Year	GP	GS	Min	Avg	FG	FGA	Pct	3FG	FGA	Pct	FT	FTA	Pct	Off	Def	Tot	Avg	PF	FO	Ast	TO	Blk	Stl	Pts	Avg
2013-14	20	0	187	9.4	39	64	.609	0	0	.000	8	26	.308	22	30	52	2.6	39	0	1	11	2	2	86	4.3
2014-15	7	6	64	9.1	7	16	.438	0	0	.000	5	10	.500	1	6	7	1.0	15	0	0	2	1	1	19	2.7
TOTAL	27	6	251	9.3	46	80	.575	0	0	.000	13	36	.361	23	36	59	2.2	54	0	1	13	3	3	105	3.9

CAREER CONFERENCE-ONLY STATS

Year	GP	GS	Min	Avg	FG	FGA	Pct	3FG	FGA	Pct	FT	FTA	Pct	Off	Def	Tot	Avg	PF	FO	Ast	TO	Blk	Stl	Pts	Avg
2013-14	9	0	82	9.1	18	30	.600	0	0	.000	3	12	.250	5	13	18	2.0	15	0	1	7	1	0	39	4.3
2014-15																									
TOTAL	9	0	82	9.1	18	30	.600	0	0	.000	3	12	.250	5	13	18	2.0	15	0	1	7	1	0	39	4.3



1 • LANDON GOESLING

FRESHMAN • GUARD

6-2 • 165

IRVING, TEXAS

COPPELL



GOESLING'S HIGHS

Points

2014-15 4.....at Furman (11/19/14)
Career 4.....at Furman (11/19/14)

Field Goals

2014-15 2.....at Furman (11/19/14)
Career 2.....at Furman (11/19/14)

Field Goal Attempts

2014-15 5.....at Jacksonville (12/4/14)
Career 5.....at Jacksonville (12/4/14)

3-Point Field Goals

2014-15 N/A
Career N/A

3-Point Attempts

2014-15 3.....at Jacksonville (12/4/14)
Career 3.....at Jacksonville (12/4/14)

Free Throws

2014-15 N/A
Career N/A

Free Throw Attempts

2014-15 1.....at Ohio (11/15/14)
Career 1.....at Ohio (11/15/14)

Rebounds

2014-15 5...at Virginia Tech (11/22/14)
Career 5...at Virginia Tech (11/22/14)

Assists

2014-15 1.....Five times
Career 1.....Five times

Steals

2014-15 1.....at Furman (11/19/14)
Career 1.....at Furman (11/19/14)

Blocks

2014-15 N/A
Career N/A

High School: Was a four-time all-conference selection at Coppell (Texas) High School ... averaged 17.5 points and 4.7 assists per game ... earned a spot in the North Texas All Star Game and was part of the Texas squad in the Texas vs. Oklahoma Faith 7 All Star Game ... played AAU ball for Dallas Seawolves and averaged 20.7 points per game.

Personal: Full name is Landon Joseph Goesling ... born Aug. 19, 1995 (19 years old) ... son of Nikki and Darrin Goesling ... has one sibling, Rio ... majoring in finance and banking.

2014-15 GAME-BY-GAME

Opponent	Date	GS	Min	FG	FGA	Pct	3FG	FGA	Pct	FT	FTA	Pct	Off	Def	Tot	Avg	PF	FO	A	TO	Blk	Stl	Pts	Avg
at Ohio	11/15/14		17	1	2	.500	0	0	.000	0	1	.000	1	1	2	2.0	1	0	1	2	0	0	2	2.0
at Furman	11/19/14		15	2	4	.500	0	2	.000	0	0	.000	0	1	1	1.5	5	1	1	0	0	1	4	3.0
at Virginia Tech	11/22/14		13	0	3	.000	0	1	.000	0	0	.000	2	3	5	2.7	1	0	1	1	0	0	0	2.0
HAMPTON	11/24/14		2	0	0	.000	0	0	.000	0	0	.000	0	0	0	2.0	2	0	0	0	0	0	0	1.5
at Jacksonville	12/04/14		13	0	5	.000	0	3	.000	0	0	.000	1	1	2	2.0	1	0	1	0	0	0	0	1.2
HOFSTRA	12/7/14		4	0	0	.000	0	0	.000	0	0	.000	0	1	1	1.8	1	0	0	0	0	0	0	1.0
at Georgia Tech	12/15/14		10	0	4	.000	0	1	.000	0	0	.000	0	0	0	1.6	1	0	0	1	0	0	0	0.9
at Charlotte	12/18/14		2	0	0	.000	0	0	.000	0	0	.000	0	0	0	1.4	0	0	0	0	0	0	0	0.8
at Alabama	12/21/14		9	0	3	.000	0	2	.000	0	0	.000	0	0	0	1.2	1	0	1	0	0	0	0	0.7
Totals			85	3	21	.143	0	9	.000	0	1	.000	4	7	11	1.2	13	1	5	4	0	1	6	0.7

CAREER OVERALL STATS

Year	GP	GS	Min	Avg	FG	FGA	Pct	3FG	3FGA	Pct	FT	FTA	Pct	Off	Def	Tot	Avg	PF	FO	Ast	TO	Blk	Stl	Pts	Avg
2014-15	9	0	85	9.4	3	21	.143	0	9	.000	0	1	.000	4	7	11	1.2	13	1	5	4	0	1	6	0.7
TOTAL	9	0	85	9.4	3	21	.143	0	9	.000	0	1	.000	4	7	11	1.2	13	1	5	4	0	1	6	0.7

CAREER CONFERENCE-ONLY STATS

Year	GP	GS	Min	Avg	FG	FGA	Pct	3FG	3FGA	Pct	FT	FTA	Pct	Off	Def	Tot	Avg	PF	FO	Ast	TO	Blk	Stl	Pts	Avg
2014-15																									
TOTAL																									



3 • DUSTIN CLARKE

JUNIOR • GUARD

6-3 • 180

NEWLAND, N.C.

AVERY COUNTY (HARTFORD)



CLARKE'S HIGHS

Points
2014-15 13 Two times
Career 13 Two times

Field Goals
2014-15 6 ..at Georgia Tech (12/15/14)
Career 6 ..at Georgia Tech (12/15/14)

Field Goal Attempts
2014-15 10at Alabama (12/21/14)
Career 10at Alabama (12/21/14)

3-Point Field Goals
2014-15 3at Alabama (12/21/14)
Career 3at Alabama (12/21/14)

3-Point Attempts
2014-15 6at Alabama (12/21/14)
Career 6at Alabama (12/21/14)

Free Throws
2014-15 3at Charlotte (12/18/14)
Career 3at Charlotte (12/18/14)

Free Throw Attempts
2014-15 4at Charlotte (12/18/14)
Career 4at Charlotte (12/18/14)

Rebounds
2014-15 9 ..at Georgia Tech (12/15/14)
Career 9 ..at Georgia Tech (12/15/14)

Assists
2014-15 2 Four times
Career 2 Four times

Steals
2014-15 2at Furman (11/19/14)
Career 2at Furman (11/19/14)

Blocks
2014-15 N/A
Career N/A

2013-14: Played in three games during the season and scored four points ... scored his first collegiate bucket in the closing moments against Milligan (Dec. 21) and added another in the win over Bluefield College (Dec. 30) ... pulled down four rebounds on the season, with his highest total of two coming against Milligan.

Personal: Full name is Dustin Clarke ... born Oct. 20, 1992 (22 years old) ... son of Stacy and Jason Clarke ... has one sibling, Kelsie ... majoring in health promotion.

2013-14 GAME-BY-GAME

Opponent	Date	GS	Min	FG	FGA	Pct	3FG	3FGA	Pct	FT	FTA	Pct	Off	Def	Tot	Avg	PF	FO	A	TO	Blk	Stl	Pts	Avg
at Ohio	11/15/14	*	15	2	4	.500	0	2	.000	2	2	1.000	1	2	3	3.0	0	0	1	1	0	0	6	6.0
at Furman	11/19/14	*	20	2	4	.500	1	1	1.000	0	0	.000	1	0	1	2.0	1	0	1	1	0	2	5	5.5
at Virginia Tech	11/22/14	*	31	4	9	.444	2	5	.400	1	2	.500	2	0	2	2.0	0	0	2	0	0	0	11	7.3
HAMPTON	11/24/14	*	22	1	5	.200	1	2	.500	0	0	.000	0	5	5	2.8	1	0	0	1	0	0	3	6.3
at Jacksonville	12/04/14	*	19	4	7	.571	2	4	.500	0	0	.000	1	2	3	2.8	1	0	2	1	0	0	10	7.0
HOFSTRA	12/7/14	*	23	1	7	.143	0	5	.000	2	2	1.000	2	6	8	3.7	2	0	1	0	0	0	4	6.5
at Georgia Tech	12/15/14	*	25	6	8	.750	1	2	.500	0	0	.000	3	6	9	4.4	1	0	2	3	0	0	13	7.4
at Charlotte	12/18/14	*	28	2	4	.500	2	4	.500	3	4	.750	0	4	4	4.4	0	0	2	2	0	1	9	7.6
at Alabama	12/21/14	*	31	5	10	.500	3	6	.500	0	0	.000	2	6	8	4.8	2	0	0	0	0	0	13	8.2
Totals			9	214	27	.466	12	31	.387	8	10	.800	12	31	43	4.8	8	0	11	9	0	3	74	8.2

CAREER OVERALL STATS

Year	GP	GS	Min	Avg	FG	FGA	Pct	3FG	3FGA	Pct	FT	FTA	Pct	Off	Def	Tot	Avg	PF	FO	Ast	TO	Blk	Stl	Pts	Avg
2013-14	3	0	11	3.7	2	6	.333	0	2	.000	0	0	.000	0	4	4	1.3	1	0	1	1	0	1	4	1.3
2014-15	9	9	214	23.8	27	58	.466	12	31	.387	8	10	.800	12	31	43	4.8	8	0	11	9	0	3	74	8.2
TOTAL	12	9	225	18.8	29	64	.453	12	33	.364	8	10	.800	12	35	47	3.9	9	0	12	10	0	4	78	6.5

CAREER CONFERENCE-ONLY STATS

Year	GP	GS	Min	Avg	FG	FGA	Pct	3FG	3FGA	Pct	FT	FTA	Pct	Off	Def	Tot	Avg	PF	FO	Ast	TO	Blk	Stl	Pts	Avg
2013-14																									
2014-15																									
TOTAL																									



4 • MICHAEL OBACHA

JUNIOR • FORWARD

6-8 • 220

EDO STATE, NIGERIA

HIGH POINT CHRISTIAN ACADEMY



OBACHA'S HIGHS

Points
2014-15 4.....at Charlotte (12/18/14)
Career 14 Two times

Field Goals
2014-15 1..... Three times
Career 5..... Two times

Field Goal Attempts
2014-15 1..... Four times
Career 8..... Two times

3-Point Field Goals
2014-15 N/A
Career N/A

3-Point Attempts
2014-15 N/A
Career N/A

Free Throws
2014-15 2.....at Charlotte (12/18/14)
Career 7..... Two times

Free Throw Attempts
2014-15 2.....at Charlotte (12/18/14)
Career 10 Two times

Rebounds
2014-15 4...at Georgia Tech (12/14/15)
Career 17vs. Milligan (12/21/13)

Assists
2014-15 1.....at Charlotte (12/18/14)
Career 4.....at Ga. Southern (2/7/13)

Steals
2014-15 N/A
Career 5.....vs. The Citadel (2/20/13)

Blocks
2014-15 1...at Georgia Tech (12/14/15)
Career 3...vs. Lees-McRae (11/19/13)

2013-14: Made 27 starts, including 24-straight to end the season ... averaged 5.4 points and 8.7 rebounds per game ... ranked third in the SoCon in rebounding ... ripped down 261 rebounds, the highest total for a Mountaineer since the 2009-10 campaign ... his 8.7 rebounds per game were the best single-season mark since 1994-95, when Chad McClendon averaged 10.1 per game ... also finished 48th nationally in rebounding ... led the league and ranked 24th nationally in offensive rebounds (3.7 rpg) ... posted 10 double-digit rebound efforts on the season, the most for a Mountaineer since Isaac Butts accomplished the feat 13 times during the 2009-10 season ... ripped down 10 offensive boards on two occasions ... 42.2 percent (110-of-261) of his rebounds came on the offensive glass ...

posted four-straight performances with 12 or more rebounds from Dec. 15-30, which included a career-high 17 against Milligan ... tallied two double-doubles on the season, one against North Greenville (Dec. 4 - 11 pts., 16 reb.) and another against Bluefield College (Dec. 30 - 11 pts., 12 reb.) ... tied a career-high with 14 points against Georgia Southern (Jan. 18) after posting 10 points in the loss to Chattanooga (Jan. 16).

Personal: Full name is Michael Obacha ... born Sept. 9, 1993 (21 years old) ... son of Christiana and Femi Obacha ... has four siblings, Samuel, Helen, Grace and Felix ... guardians in the United States are Judith and Jeff Alley, along with their children Nick, Chris and Jeffrey ... double major in economics and international business.

2014-15 GAME-BY-GAME

Opponent	Date	GS	Min	FG	FGA	Pct	3FG	FGA	Pct	FT	FTA	Pct	Off	Def	Tot	Avg	PF	FO	A	TO	Blk	Stl	Pts	Avg
at Jacksonville	12/04/14		5	0	1	.000	0	0	.000	0	0	.000	1	0	1	1.0	2	0	0	1	0	0	0	0.0
HOFSTRA	12/7/14		7	0	0	.000	0	0	.000	0	0	.000	0	1	1	1.0	1	0	0	0	0	0	0	0.0
at Georgia Tech	12/15/14	*	25	1	1	1.000	0	0	.000	0	0	.000	0	4	4	2.0	3	0	0	1	1	0	2	0.7
at Charlotte	12/18/14	*	11	1	1	1.000	0	0	.000	2	2	1.000	2	0	2	2.0	3	0	1	0	0	0	4	1.5
at Alabama	12/21/14	*	11	1	1	1.000	0	0	.000	0	0	.000	0	2	2	2.0	2	0	0	0	0	0	2	1.6
Totals		3	59	3	4	.750	0	0	.000	2	2	1.000	3	7	10	2.0	11	0	1	2	1	0	8	1.6

CAREER OVERALL STATS

Year	GP	GS	Min	Avg	FG	FGA	Pct	3FG	3FGA	Pct	FT	FTA	Pct	Off	Def	Tot	Avg	PF	FO	Ast	TO	Blk	Stl	Pts	Avg
2012-13	30	29	640	21.3	52	94	.553	0	0	.000	56	105	.533	63	76	139	4.6	113	7	12	34	2	21	160	5.3
2013-14	30	27	820	27.3	49	113	.434	0	0	.000	63	126	.500	110	151	261	8.7	102	2	16	31	13	29	161	5.4
2014-15	5	3	59	11.8	3	4	.750	0	0	.000	2	2	1.000	3	7	10	2.0	11	0	1	2	1	0	8	1.6
TOTAL	65	59	1519	23.4	104	211	.493	0	0	.000	121	233	.519	176	234	410	6.3	226	9	29	67	16	50	329	5.1

CAREER CONFERENCE-ONLY STATS

Year	GP	GS	Min	Avg	FG	FGA	Pct	3FG	3FGA	Pct	FT	FTA	Pct	Off	Def	Tot	Avg	PF	FO	Ast	TO	Blk	Stl	Pts	Avg
2012-13	18	18	407	22.6	37	61	.607	0	0	.000	39	72	.542	40	48	88	4.9	68	5	9	20	2	15	113	6.3
2013-14	16	15	450	28.1	22	59	.373	0	0	.000	30	64	.469	52	74	126	7.9	52	2	9	16	3	12	74	4.6
2014-15																									
TOTAL	34	33	857	25.2	59	120	.492	0	0	.000	69	136	.507	92	122	214	6.3	120	7	18	36	5	27	187	5.5



5 • GRIFFIN KINNEY

FRESHMAN • FORWARD

6-8 • 220

DELAWARE, OHIO

FORK UNION MILITARY ACADEMY



KINNEY'S HIGHS

Points

2014-15 13 vs. Hampton (11/24/14)
Career 13 vs. Hampton (11/24/14)

Field Goals

2014-15 5 vs. Hampton (11/24/14)
Career 5 vs. Hampton (11/24/14)

Field Goal Attempts

2014-15 9 vs. Hofstra (12/7/14)
Career 9 vs. Hofstra (12/7/14)

3-Point Field Goals

2014-15 N/A
Career N/A

3-Point Attempts

2014-15 N/A
Career N/A

Free Throws

2014-15 3 Two times
Career 3 Two times

Free Throw Attempts

2014-15 5 at Jacksonville (12/4/14)
Career 5 at Jacksonville (12/4/14)

Rebounds

2014-15 7... at Virginia Tech (11/22/14)
Career 7... at Virginia Tech (11/22/14)

Assists

2014-15 2... at Virginia Tech (11/22/14)
Career 2... at Virginia Tech (11/22/14)

Steals

2014-15 1 Two times
Career 1 Two times

Blocks

2014-15 1 Two times
Career 1 Two times

High School: Spent one season at Fork Union Military Academy following his graduation from high school ... averaged 12 points and seven rebounds per game for the Blue Devils ... played high school ball at Rutherford B. Hayes High School in Ohio ... averaged 11 points, eight rebounds and four assists per game for the Pacers ... was an all-district and all-conference selection ... was a lacrosse standout in high school, winning two state titles at the club level ... earned Offensive MVP honors at the state title game both times ... averaged three goals and two assists per game.

Personal: Full name is Griffin Patrick Kinney ... born Jan. 19, 1995 (turns 20 during the season) ... son of Sue Moore Kinney ... is the youngest of four boys ... major is undecided.

2014-15 GAME-BY-GAME

Opponent	Date	GS	Min	FG	FGA	Pct	3FG	FGA	Pct	FT	FTA	Pct	Off	Def	Tot	Avg	PF	FO	A	TO	Blk	Stl	Pts	Avg
at Ohio	11/15/14	5	0	0	.000	0	0	.000	0	0	.000	0	1	1	1	1.0	5	1	0	1	0	0	0	0.0
at Furman	11/19/14	16	0	1	.000	0	0	.000	1	2	.500	0	4	4	4	2.5	5	1	0	3	0	0	1	0.5
at Virginia Tech	11/22/14	29	1	4	.250	0	0	.000	1	3	.333	4	3	7	4.0	2	0	2	2	0	0	0	3	1.3
HAMPTON	11/24/14	27	5	7	.714	0	0	.000	3	4	.750	1	5	6	4.5	2	0	1	3	1	0	13	4.3	
at Jacksonville	12/04/14	25	0	2	.000	0	0	.000	3	5	.600	0	5	5	4.6	4	0	0	1	0	1	3	4.0	
HOFSTRA	12/7/14	26	4	9	.444	0	0	.000	0	0	.000	0	4	4	4.5	2	0	0	0	1	0	8	4.7	
at Georgia Tech	12/15/14	10	1	2	.500	0	0	.000	0	0	.000	0	2	2	4.1	2	0	1	4	0	1	2	4.3	
at Charlotte	12/18/14	12	2	5	.400	0	0	.000	0	0	.000	0	1	1	3.8	2	0	0	3	0	0	4	4.3	
at Alabama	12/21/14	18	0	1	.000	0	0	.000	2	2	1.000	2	2	4	3.8	3	0	1	0	0	0	2	4.0	
Totals		168	13	31	.419	0	0	.000	10	15	.667	7	27	34	3.8	27	2	5	17	2	2	36	4.0	

CAREER OVERALL STATS

Year	GP	GS	Min	Avg	FG	FGA	Pct	3FG	3FGA	Pct	FT	FTA	Pct	Off	Def	Tot	Avg	PF	FO	Ast	TO	Blk	Stl	Pts	Avg
2014-15	9	0	168	18.7	13	31	.419	0	0	.000	10	15	.667	7	27	34	3.8	27	2	5	17	2	2	36	4.0
TOTAL	9	0	168	18.7	13	31	.419	0	0	.000	10	15	.667	7	27	34	3.8	27	2	5	17	2	2	36	4.0

CAREER CONFERENCE-ONLY STATS

Year	GP	GS	Min	Avg	FG	FGA	Pct	3FG	3FGA	Pct	FT	FTA	Pct	Off	Def	Tot	Avg	PF	FO	Ast	TO	Blk	Stl	Pts	Avg
2014-15	9	0	168	18.7	13	31	.419	0	0	.000	10	15	.667	7	27	34	3.8	27	2	5	17	2	2	36	4.0
TOTAL	9	0	168	18.7	13	31	.419	0	0	.000	10	15	.667	7	27	34	3.8	27	2	5	17	2	2	36	4.0



10 • CHRIS BURGESS

JUNIOR • GUARD

5-8 • 170

LAKELAND, FLA.

GEORGE JENKINS



BURGESS' HIGHS

Points
2014-15 20 vs. Hampton (11/24/14)
Career 20 vs. Hampton (11/24/14)

Field Goals
2014-15 6.....at Georgia Tech (12/15/14)
Career 7.....vs. Elon (2/1/14)

Field Goal Attempts
2014-15 13at Charlotte (12/18/14)
Career 13Two times

3-Point Field Goals
2014-15 3.....at Ohio (11/15/14)
Career 4.....vs. High Point (11/13/12)

3-Point Attempts
2014-15 6.....at Charlotte (12/18/14)
Career 7.....Two times

Free Throws
2014-15 10 vs. Hampton (11/24/14)
Career 10 vs. Hampton (11/24/14)

Free Throw Attempts
2014-15 12 vs. Hampton (11/24/14)
Career 12 vs. Hampton (11/24/14)

Rebounds
2014-15 6...at Virginia Tech (11/22/14)
Career 6...at Virginia Tech (11/22/14)

Assists
2014-15 6.....at Alabama (12/21/14)
Career 7.....vs. Milligan (12/30/12)

Steals
2014-15 2.....at Charlotte (12/18/14)
Career 2.....Three times

Blocks
2014-15 N/A
Career 1.....vs. Milligan (12/30/12)

2013-14: Saw his minutes increase tremendously as a sophomore ... averaged 25.1 minutes per game and made 26 starts on the year ... averaged 7.1 points, 2.3 assists and 1.5 rebounds per game ... dished out 70 assists while committing just 43 turnovers on the year ... scored in double figures 10 times during the season, including a stretch of five-straight games (Dec. 15 - Jan. 2) ... poured in a career-high 19 points in a loss to Elon (Feb. 1) while going 7-of-10 from the floor ... led the team in free-throw percentage (83.0 percent) ... tied a career-high with four three-point buckets at Duquesne (Jan. 2).

Personal: Full name is Christopher Juwan Burgess ... born Aug. 31, 1993 (21 years old) ... son of Sonya and Carl Burgess Jr. ... majoring in communication studies.

2014-15 GAME-BY-GAME

Opponent	Date	GS	Min	FG	FGA	Pct	3FG	FGA	Pct	FT	FTA	Pct	Off	Def	Tot	Avg	PF	FO	A	TO	Blk	Stl	Pts	Avg
at Ohio	11/15/14	*	31	3	7	.429	3	5	.600	2	2	1.000	0	3	3	3.0	0	0	4	1	0	1	11	11.0
at Furman	11/19/14	*	30	3	8	.375	1	3	.333	2	4	.500	0	3	3	3.0	1	0	1	0	0	0	9	10.0
at Virginia Tech	11/22/14	*	24	2	3	.667	0	1	.000	0	0	.000	2	4	6	4.0	2	0	1	4	0	1	4	8.0
HAMPTON	11/24/14	*	28	4	7	.571	2	3	.667	10	12	.833	1	2	3	3.8	0	0	4	3	0	1	20	11.0
at Jacksonville	12/04/14	*	21	4	5	.800	2	2	1.000	0	0	.000	0	1	1	3.2	2	0	2	1	0	0	10	10.8
HOFSTRA	12/7/14	*	25	2	6	.333	1	2	.500	0	0	.000	2	3	5	3.5	0	0	0	1	0	0	5	9.8
at Georgia Tech	12/15/14	*	30	6	11	.545	1	4	.250	2	2	1.000	0	1	1	3.1	2	0	3	1	0	0	15	10.6
at Charlotte	12/18/14	*	34	5	13	.385	1	6	.167	0	0	.000	0	3	3	3.1	2	0	2	1	0	2	11	10.6
at Alabama	12/21/14	*	26	0	4	.000	0	4	.000	0	0	.000	1	2	3	3.1	3	0	6	1	0	0	0	9.4
Totals			9	249	29	.64	11	30	.367	16	20	.800	6	22	28	3.1	12	0	23	13	0	5	85	9.4

CAREER OVERALL STATS

Year	GP	GS	Min	Avg	FG	FGA	Pct	3FG	3FGA	Pct	FT	FTA	Pct	Off	Def	Tot	Avg	PF	FO	Ast	TO	Blk	Stl	Pts	Avg
2012-13	31	6	441	14.2	33	91	.363	11	38	.289	16	20	.800	3	28	31	1.0	35	0	49	42	1	9	93	3.0
2013-14	30	26	754	25.1	73	180	.406	29	88	.330	39	47	.830	8	37	45	1.5	72	1	70	43	0	17	214	7.1
2014-15	9	9	249	27.7	29	64	.453	11	30	.367	16	20	.800	6	22	28	3.1	12	0	23	13	0	5	85	9.4
TOTAL	70	41	1444	20.6	135	335	.403	51	156	.327	71	87	.816	17	87	104	1.5	119	1	142	98	1	31	392	5.6

CAREER CONFERENCE-ONLY STATS

Year	GP	GS	Min	Avg	FG	FGA	Pct	3FG	3FGA	Pct	FT	FTA	Pct	Off	Def	Tot	Avg	PF	FO	Ast	TO	Blk	Stl	Pts	Avg
2012-13	18	2	222	12.3	15	41	.366	5	19	.263	9	10	.900	0	15	15	0.8	20	0	22	21	0	4	44	2.4
2013-14	16	15	373	23.3	30	73	.411	15	40	.375	20	23	.870	5	17	22	1.4	40	1	27	22	0	9	95	5.9
2014-15																									
TOTAL	34	17	595	17.5	45	114	.395	20	59	.339	29	33	.879	5	32	37	1.1	60	1	49	43	0	13	139	4.1



12 • RANTAVIOUS GILBERT

JUNIOR • FORWARD

6-9 • 235

ALBANY, GA.

MONROE



GILBERT'S HIGHS

Points

2014-15 2.....vs. Hampton (11/24/14)
Career 22.....vs. Milligan (12/21/13)

Field Goals

2014-15 1.....vs. Hampton (11/24/14)
Career 11.....vs. Milligan (12/21/13)

Field Goal Attempts

2014-15 4.....at Ohio (11/15/14)
Career 15.....vs. Milligan (12/21/13)

3-Point Field Goals

2014-15 N/A
Career N/A

3-Point Attempts

2014-15 N/A
Career N/A

Free Throws

2014-15 N/A
Career 5.....at Furman (2/22/14)

Free Throw Attempts

2014-15 1.....Two times
Career 6.....at Furman (2/22/14)

Rebounds

2014-15 4.....at Ohio (11/15/14)
Career 6.....vs. Milligan (12/21/13)

Assists

2014-15 1.....at Ohio (11/15/14)
Career 3.....vs. Bluefield (12/30/13)

Steals

2014-15 N/A
Career 1.....Three times

Blocks

2014-15 2.....at Furman (11/19/14)
Career 2.....Four times

2013-14: Played in 18 games and made one start on the year ... scored a career-high 22 points on 11-of-15 shooting in the win over Milligan (Dec. 21) ... the performance led to his first collegiate start in the next contest against Bluefield College (Dec. 30) ... poured in eight points and grabbed four rebounds in the start ... played 20 minutes and scored nine points in an overtime loss at Western Carolina (Feb. 8) ... poured in seven points in just eight minutes of action at Furman (Feb. 22) ... finished with 12 blocks on the year and swatted at least two shots in three different games.

Personal: Full name is Rantavious Turner Gilbert ... born Sept. 19, 1993 (21 years old) ... son of Betty Gilbert ... has one sibling, Dominique ... majoring in health/secondary education.

2014-15 GAME-BY-GAME

Opponent	Date	GS	Min	FG	FGA	Pct	3FG	FGA	Pct	FT	FTA	Pct	Off	Def	Tot	Avg	PF	FO	A	TO	Blk	Stl	Pts	Avg
at Ohio	11/15/14	10	0	4	.000	0	0	.000	0	1	.000	3	1	4	4.0	3	0	1	1	1	0	0	0	0.0
at Furman	11/19/14	11	0	3	.000	0	0	.000	0	0	.000	0	0	0	2.0	0	0	0	0	2	0	0	0	0.0
at Virginia Tech	11/22/14	2	0	0	.000	0	0	.000	0	0	.000	0	0	0	1.3	0	0	0	0	0	0	0	0	0.0
HAMPTON	11/24/14	4	1	2	.500	0	0	.000	0	1	.000	0	0	0	1.0	2	0	0	0	0	0	2	0	0.5
at Jacksonville	12/04/14	8	0	0	.000	0	0	.000	0	0	.000	0	2	2	1.2	2	0	0	0	0	0	0	0	0.4
HOFSTRA	12/7/14	2	0	0	.000	0	0	.000	0	0	.000	0	2	2	1.3	0	0	0	0	0	0	0	0	0.3
at Georgia Tech	12/15/14	10	0	0	.000	0	0	.000	0	0	.000	0	2	2	1.4	1	0	0	1	1	0	0	0	0.3
at Charlotte	12/18/14	6	0	1	.000	0	0	.000	0	0	.000	0	0	0	1.3	0	0	0	0	1	0	0	0	0.3
at Alabama	12/21/14	0	0	0	.000	0	0	.000	0	0	.000	0	0	0	1.1	0	0	0	0	0	0	0	0	0.2
Totals		53	1	10	.100	0	0	.000	0	2	.000	3	7	10	1.1	8	0	1	2	5	0	2	0	0.2

CAREER OVERALL STATS

Year	GP	GS	Min	Avg	FG	FGA	Pct	3FG	3FGA	Pct	FT	FTA	Pct	Off	Def	Tot	Avg	PF	FO	Ast	TO	Blk	Stl	Pts	Avg
2012-13	9	0	27	3.0	3	4	.750	0	0	.000	4	4	1.000	6	1	7	0.8	3	0	0	2	1	1	10	1.1
2013-14	18	1	155	8.6	23	47	.489	0	0	.000	11	17	.647	16	21	37	2.1	21	0	4	8	12	2	57	3.2
2014-15	9	0	53	5.9	1	10	.100	0	0	.000	0	2	.000	3	7	10	1.1	8	0	1	2	5	0	2	0.2
TOTAL	36	1	235	6.5	27	61	.443	0	0	.000	15	23	.652	25	29	54	1.5	32	0	5	12	18	3	69	1.9

CAREER CONFERENCE-ONLY STATS

Year	GP	GS	Min	Avg	FG	FGA	Pct	3FG	3FGA	Pct	FT	FTA	Pct	Off	Def	Tot	Avg	PF	FO	Ast	TO	Blk	Stl	Pts	Avg
2012-13	4	0	8	2.0	0	0	.000	0	0	.000	0	0	.000	1	0	1	0.3	1	0	0	1	0	0	0	0.0
2013-14	10	0	62	6.2	5	15	.333	0	0	.000	8	11	.727	7	8	15	1.5	13	0	1	3	4	0	18	1.8
2014-15																									
TOTAL	14	0	70	5.0	5	15	.333	0	0	.000	8	11	.727	8	8	16	1.1	14	0	1	4	4	0	18	1.3

**14 • MILOS KOSTIC**

FRESHMAN • FORWARD

6-8 • 235

BELGRADE, SERBIA

IMG ACADEMY

**KOSTIC'S HIGHS****Points**2014-15 2...at Georgia Tech (12/15/14)
Career 2...at Georgia Tech (12/15/14)**Field Goals**2014-15 N/A
Career N/A**Field Goal Attempts**2014-15 1.....Three times
Career 1.....Three times**3-Point Field Goals**2014-15 N/A
Career N/A**3-Point Attempts**2014-15 1.....Two times
Career 1.....Two times**Free Throws**2014-15 2...at Georgia Tech (12/15/14)
Career 2...at Georgia Tech (12/15/14)**Free Throw Attempts**2014-15 2...at Georgia Tech (12/15/14)
Career 2...at Georgia Tech (12/15/14)**Rebounds**2014-15 2.....Two times
Career 2.....Two times**Assists**2014-15 1...at Georgia Tech (12/15/14)
Career 1...at Georgia Tech (12/15/14)**Steals**2014-15 N/A
Career N/A**Blocks**2014-15 N/A
Career N/A

High School: Spent one season a IMG Academy in Florida ... averaged 10 points, five rebounds and five assists per game ... helped lead the Ascenders to a No. 4 national ranking, 24-2 record and a spot in the prestigious, eight-team National Prep Championship ... earned all-state honors as a high school junior and senior at Traders Point Christian Academy ... averaged 15 points, seven rebounds and five assists per game for the Golden Eagles.

Personal: Full name is Milos Kostic ... born Feb. 24, 1994 (turns 21 during the season) ... son of Branka and Ljubo Kostic ... has a brother, Radomir, and a sister, Boda ... majoring in business education.

2014-15 GAME-BY-GAME

Opponent	Date	GS	Min	FG	FGA	Pct	3FG	FGA	Pct	FT	FTA	Pct	Off	Def	Tot	Avg	PF	FO	A	TO	Blk	Stl	Pts	Avg
at Ohio	11/15/14	3	0	1	.000	0	0	.000	0	0	.000	0	2	2	2.0	0	0	0	0	0	0	0	0	0.0
at Furman	11/19/14	8	0	1	.000	0	1	.000	0	0	.000	1	1	2	2.0	0	0	0	1	0	0	0	0	0.0
at Georgia Tech	12/15/14	4	0	1	.000	0	1	.000	2	2	1.000	0	0	0	1.3	0	0	1	0	0	0	2	0.7	
at Charlotte	12/18/14	4	0	1	.000	0	1	.000	0	0	.000	1	0	1	1.3	0	0	0	0	0	0	0	0	0.5
Totals		19	0	4	.000	0	3	.000	2	2	1.000	2	3	5	1.3	0	0	1	1	0	0	2	0.5	

CAREER OVERALL STATS

Year	GP	GS	Min	Avg	FG	FGA	Pct	3FG	3FGA	Pct	FT	FTA	Pct	Off	Def	Tot	Avg	PF	FO	Ast	TO	Blk	Stl	Pts	Avg
2014-15	4	0	19	4.8	0	4	.000	0	3	.000	2	2	1.000	2	3	5	1.3	0	0	1	1	0	0	2	0.5
TOTAL	4	0	19	4.8	0	4	.000	0	3	.000	2	2	1.000	2	3	5	1.3	0	0	1	1	0	0	2	0.5

CAREER CONFERENCE-ONLY STATS

Year	GP	GS	Min	Avg	FG	FGA	Pct	3FG	3FGA	Pct	FT	FTA	Pct	Off	Def	Tot	Avg	PF	FO	Ast	TO	Blk	Stl	Pts	Avg
2014-15																									
TOTAL																									



15 • TOMMY SPAGNOLO

SENIOR • FORWARD

6-7 • 235

WEST JEFFERSON, N.C.

ASHE COUNTY (RADFORD)



SPAGNOLO'S HIGHS

Points

2014-15 18at Alabama (12/21/14)
Career 23at Western Carolina (2/8/14)

Field Goals

2014-15 8at Alabama (12/21/14)
Career 9Two times

Field Goal Attempts

2014-15 13at Alabama (12/21/14)
Career 17at Western Carolina (2/8/14)

3-Point Field Goals

2014-15 1Two times
Career 1Two times

3-Point Attempts

2014-15 2Two times
Career 2Two times

Free Throws

2014-15 3Three times
Career 5Two times

Free Throw Attempts

2014-15 4Three times
Career 10Two times

Rebounds

2014-15 11Two times
Career 17at UNCG (1/30/14)

Assists

2014-15 2at Furman (11/19/14)
Career 5vs. Milligan (12/21/13)

Steals

2014-15 2... at Virginia Tech (11/22/14)
Career 2Five times

Blocks

2014-15 2at Jacksonville (12/4/14)
Career 3Two times

2013-14: Made 18 starts, including 13-straight to end the season ... averaged 8.5 points and 6.9 rebounds per game while hitting 59.6 percent (102-of-171) of his shots to finish second in the SoCon in shooting percentage ... finished the season with eight double-doubles, all of which came over the team's final 13 games ... earned his first start as a Mountaineer in the season opener at NC State (Nov. 8) and fell just shy of a double-double with eight points and 10 rebounds ... posted 12 points and 16 rebounds in his first career double-double against Georgia Southern (Jan. 18) ... reeled off a stretch of three-straight double-doubles on two occasions (Feb. 6-13 and Feb. 20-27) - posted double-doubles in six-of-seven games

during that stretch ... poured in a career-high 23 points in the overtime loss at Western Carolina (Feb. 8) while also ripping down 12 rebounds ... scored 20 points in the next game, a win over Samford (Feb. 13) and scored 21 against the Bulldogs two weeks later ... led the team in blocks (26) and swatted away two or more shots in eight different games.

Personal: Full name is Thomas Ryan Spagnolo ... born June 15, 1991 (23 years old) ... son of John Spagnolo ... has two siblings, Dylan and Whitney ... majoring in recreation management.

2014-15 GAME-BY-GAME

Opponent	Date	GS	Min	FG	FGA	Pct	3FG	3FGA	Pct	FT	FTA	Pct	Off	Def	Tot	Avg	PF	FO	A	TO	Blk	Stl	Pts	Avg
at Ohio	11/15/14	*	31	5	8	.625	1	1	1.000	0	0	.000	2	7	9	9.0	3	0	1	2	0	0	11	11.0
at Furman	11/19/14	*	30	6	12	.500	0	2	.000	3	4	.750	5	5	10	9.5	1	0	2	1	0	0	15	13.0
at Virginia Tech	11/22/14	*	28	6	8	.750	0	1	.000	1	2	.500	3	8	11	10.0	4	0	1	3	0	2	13	13.0
HAMPTON	11/24/14	*	23	2	6	.333	1	2	.500	3	4	.750	2	3	5	8.8	5	1	0	1	1	1	8	11.8
at Jacksonville	12/04/14	*	26	2	4	.500	0	0	.000	1	2	.500	1	4	5	8.0	4	0	0	7	2	0	5	10.4
HOFSTRA	12/7/14	*	18	3	5	.600	0	0	.000	2	3	.667	2	2	4	7.3	3	0	1	3	0	0	8	10.0
at Georgia Tech	12/15/14	*	20	4	9	.444	0	1	.000	0	0	.000	0	4	4	6.9	3	0	0	0	1	1	8	9.7
at Charlotte	12/18/14	*	36	5	10	.500	0	0	.000	3	4	.750	8	3	11	7.4	2	0	1	6	1	0	13	10.1
at Alabama	12/21/14	*	34	8	13	.615	0	1	.000	2	3	.667	4	6	10	7.7	2	0	1	2	0	1	18	11.0
Totals			9	246	41	.547	2	8	.250	15	22	.682	27	42	69	7.7	27	1	7	25	5	5	99	11.0

CAREER OVERALL STATS

Year	GP	GS	Min	Avg	FG	FGA	Pct	3FG	3FGA	Pct	FT	FTA	Pct	Off	Def	Tot	Avg	PF	FO	Ast	TO	Blk	Stl	Pts	Avg
2012-13	13	0	66	5.1	3	7	.429	0	0	.000	3	4	.750	5	18	23	1.8	17	1	4	7	0	1	9	0.7
2013-14	30	18	724	24.1	102	171	.596	0	0	.000	50	91	.549	56	152	208	6.9	86	1	28	40	26	15	254	8.5
2014-15	9	9	246	27.3	41	75	.547	2	8	.250	15	22	.682	27	42	69	7.7	27	1	7	25	5	5	99	11.0
TOTAL	52	27	1036	19.9	146	253	.577	2	8	.250	68	117	.581	88	212	300	5.8	130	3	39	72	31	21	362	7.0

CAREER CONFERENCE-ONLY STATS

Year	GP	GS	Min	Avg	FG	FGA	Pct	3FG	3FGA	Pct	FT	FTA	Pct	Off	Def	Tot	Avg	PF	FO	Ast	TO	Blk	Stl	Pts	Avg
2012-13	4	0	9	2.3	1	1	1.000	0	0	.000	3	4	.750	1	3	4	1.0	5	0	1	2	0	0	5	1.3
2013-14	16	12	457	28.6	75	122	.615	0	0	.000	40	78	.513	32	97	129	8.1	48	1	11	29	17	13	190	11.9
2014-15																									
TOTAL	20	12	466	23.3	76	123	.618	0	0	.000	43	82	.524	33	100	133	6.7	53	1	12	31	17	13	195	9.8

**20 • DYLAN HODSON**

FRESHMAN • GUARD

6-3 • 180

ROANOKE, VA.

HARGRAVE MILITARY ACADEMY

**HODSON'S HIGHS****Points**2014-15 N/A
Career N/A**Field Goals**2014-15 N/A
Career N/A**Field Goal Attempts**2014-15 N/A
Career N/A**3-Point Field Goals**2014-15 N/A
Career N/A**3-Point Attempts**2014-15 N/A
Career N/A**Free Throws**2014-15 N/A
Career N/A**Free Throw Attempts**2014-15 N/A
Career N/A**Rebounds**2014-15 N/A
Career N/A**Assists**2014-15 N/A
Career N/A**Steals**2014-15 N/A
Career N/A**Blocks**2014-15 N/A
Career N/A

High School: Spent one year at Hargrave Military Academy before enrolling at Appalachian State ... played high school ball at Hidden Valley (Va.) ... averaged 19.8 points per game as a high school senior ... was an all-district, all-region and honorable mention all-state selection ... set the Hidden Valley school record with 40 points in a single game ... earned River Ridge District Player of the Year honors.

Personal: Full name is Douglas Dylan Hodson ... born Nov. 25, 1994 (turns 20 during the season) ... son of Debbie and Doug Hodson ... has two younger siblings, Derek and Ella ... majoring in business education.

2014-15 GAME-BY-GAME

Opponent	Date	GS	Min	FG	FGA	Pct	3FG	FGA	Pct	FT	FTA	Pct	Off	Def	Tot	Avg	PF	FO	A	TO	Blk	Stl	Pts	Avg
----------	------	----	-----	----	-----	-----	-----	-----	-----	----	-----	-----	-----	-----	-----	-----	----	----	---	----	-----	-----	-----	-----

CAREER OVERALL STATS

Year	GP	GS	Min	Avg	FG	FGA	Pct	3FG	3FGA	Pct	FT	FTA	Pct	Off	Def	Tot	Avg	PF	FO	Ast	TO	Blk	Stl	Pts	Avg
2014-15																									
TOTAL																									

CAREER CONFERENCE-ONLY STATS

Year	GP	GS	Min	Avg	FG	FGA	Pct	3FG	3FGA	Pct	FT	FTA	Pct	Off	Def	Tot	Avg	PF	FO	Ast	TO	Blk	Stl	Pts	Avg
2014-15																									
TOTAL																									



21 • FRANK EAVES

JUNIOR • GUARD

6-2 • 175

GREENSBORO, N.C.

PAGE



EAVES' HIGHS

Points

2014-15 25vs. Hampton (11/24/14)
Career 25vs. Hampton (11/24/14)

Field Goals

2014-15 6vs. Hampton (11/24/14)
Career 6vs. Hampton (11/24/14) Two times

Field Goal Attempts

2014-15 16at Furman (11/19/14)
Career 16at Furman (11/19/14)

3-Point Field Goals

2014-15 3at Alabama (12/21/14)
Career 3at Alabama (12/21/14)

3-Point Attempts

2014-15 8at Alabama (12/21/14)
Career 8at Alabama (12/21/14)

Free Throws

2014-15 12vs. Hampton (11/24/14)
Career 12vs. Hampton (11/24/14)

Free Throw Attempts

2014-15 14at Jacksonville (12/4/14)
Career 14at Jacksonville (12/4/14)

Rebounds

2014-15 7at Charlotte (12/18/14)
Career 7at Charlotte (12/18/14) Two times

Assists

2014-15 2Four times
Career 3Two times

Steals

2014-15 3Two times
Career 3Three times

Blocks

2013-14 N/A
Career N/A

2013-14: Saw his minutes quadruple from his freshman campaign ... appeared in 26 games and made three starts while averaging 16.2 minutes per game ... poured in 12 points off the bench in the season-opening loss at NC State (Nov. 8) ... went 3-of-5 from the floor and 5-of-5 from the charity stripe against the Wolfpack ... scored in double figures eight times during the year including a season-high 14 at N.C. Central (Nov. 22) ... made his first collegiate start at Georgia (Nov. 29) and started the following two contests ... ripped down a career-high seven rebounds against North Greenville (Dec. 4) ... scored 12 points on 5-of-6 shooting at The Citadel (Jan. 23) and scored 11 points off the bench in the SoCon Tournament loss to Samford (March 7).

Personal: Full name is Frank Emmanuel Eaves ... born Feb. 13, 1994 (turns 21 during the season) ... son of Sheila and Jerry Eaves ... father, Jerry, played collegiately at Louisville, where he was a member of the Cardinals' 1980 National Championship team and the 1982 Final Four squad before being drafted by the Utah Jazz in the third round of the 1982 NBA Draft ... Jerry also coached in the NBA with the Nets, Hornets and Cavaliers and collegiately at Howard and Louisville before spending nine years as the head coach at North Carolina A&T ... has three siblings, Lee Anne, Ashley and Anthony... majoring in management.

2014-15 GAME-BY-GAME

Opponent	Date	GS	Min	FG	FGA	Pct	3FG	FGA	Pct	FT	FTA	Pct	Off	Def	Tot	Avg	PF	FO	A	TO	Blk	Stl	Pts	Avg	
at Ohio	11/15/14	*	34	2	12	.167	0	4	.000	2	2	1.000	1	4	5	5.0	1	0	2	4	0	0	6	6.0	
at Furman	11/19/14	*	33	5	16	.313	2	5	.400	8	12	.667	0	2	2	3.5	2	0	2	1	0	3	20	13.0	
at Virginia Tech	11/22/14	*	28	5	12	.417	2	4	.500	7	8	.875	0	2	2	3.0	4	0	1	2	0	0	19	15.0	
HAMPTON	11/24/14	*	36	6	13	.462	1	4	.250	12	12	1.000	1	0	1	2.5	3	0	0	2	0	2	25	17.5	
at Jacksonville	12/04/14	*	37	3	9	.333	2	6	.333	11	14	.786	1	4	5	3.0	2	0	2	3	0	3	19	17.8	
HOFSTRA	12/7/14	*	30	3	8	.375	0	3	.000	7	8	.875	2	2	4	3.2	3	0	1	4	0	0	13	17.0	
at Georgia Tech	12/15/14	*	22	3	8	.375	1	4	.250	2	2	1.000	0	2	2	3.0	2	0	0	3	0	1	9	15.9	
at Charlotte	12/18/14	*	34	4	11	.364	1	5	.200	11	13	.846	1	6	7	3.5	2	0	2	3	0	0	20	16.4	
at Alabama	12/21/14	*	32	5	13	.385	3	8	.375	0	0	.000	0	1	1	3.2	3	0	0	7	0	1	13	16.0	
Totals			9	286	36	102	.353	12	43	.279	60	71	.845	6	23	29	3.2	22	0	10	29	0	10	144	16.0

CAREER OVERALL STATS

Year	GP	GS	Min	Avg	FG	FGA	Pct	3FG	3FGA	Pct	FT	FTA	Pct	Off	Def	Tot	Avg	PF	FO	Ast	TO	Blk	Stl	Pts	Avg
2012-13	10	0	42	4.2	7	18	.389	3	8	.375	4	7	.571	1	2	3	0.3	2	0	2	2	0	3	21	2.1
2013-14	26	3	422	16.2	42	133	.316	15	65	.231	31	43	.721	12	32	44	1.7	35	0	17	15	0	13	130	5.0
2014-15	9	9	286	31.8	36	102	.353	12	43	.279	60	71	.845	6	23	29	3.2	22	0	10	29	0	10	144	16.0
TOTAL	45	12	750	16.7	85	253	.336	30	116	.259	95	121	.785	19	57	76	1.7	59	0	29	46	0	26	295	6.6

CAREER CONFERENCE-ONLY STATS

Year	GP	GS	Min	Avg	FG	FGA	Pct	3FG	3FGA	Pct	FT	FTA	Pct	Off	Def	Tot	Avg	PF	FO	Ast	TO	Blk	Stl	Pts	Avg
2012-13	5	0	7	1.4	0	0	.000	0	0	.000	1	2	.500	1	0	1	0.2	1	0	0	0	0	0	1	0.2
2013-14	14	0	205	14.6	22	61	.361	7	23	.304	10	15	.667	7	16	23	1.6	14	0	5	9	0	9	61	4.4
2014-15																									
TOTAL	19	0	212	11.2	22	61	.361	7	23	.304	11	17	.647	8	16	24	1.3	15	0	5	9	0	9	62	3.3



23 • LOGAN JACKSON

FRESHMAN • GUARD

5-11 • 165

WAXHAW, N.C.

MARVIN RIDGE (NC STATE)



JACKSON'S HIGHS

Points

2014-15 2...at Georgia Tech (12/15/14)
Career 2...at Georgia Tech (12/15/14)

Field Goals

2014-15 1...at Georgia Tech (12/15/14)
Career 1...at Georgia Tech (12/15/14)

Field Goal Attempts

2014-15 1...at Georgia Tech (12/15/14)
Career 1...at Georgia Tech (12/15/14)

3-Point Field Goals

2014-15 N/A
Career N/A

3-Point Attempts

2014-15 N/A
Career N/A

Free Throws

2014-15 N/A
Career N/A

Free Throw Attempts

2014-15 N/A
Career N/A

Rebounds

2014-15 N/A
Career N/A

Assists

2014-15 1.....at Furman (11/19/14)
Career 1.....at Furman (11/19/14)

Steals

2014-15 N/A
Career N/A

Blocks

2014-15 N/A
Career N/A

Previous School: Spent one season at NC State but did not play basketball ... was on the roster for the Wolfpack track and field team but redshirted during both the indoor and outdoor seasons.

High School: Earned all-county and all-conference honors as a junior and senior ... averaged 12 points, eight assists and two steals per game ... also named basketball MVP his final two seasons ... competed in track and was an all-county, all-conference, all-region and all-state selection ... placed second at the 2013 NCHSAA 3A Outdoor State Championships in the 400-meter dash ... placed first at 2013 Outdoor 3A West Regional Championships ... double conference

champion in the 200 and 400-meter dashes during the 2013 outdoor season.

Personal: Full name is Logan Sam Jackson ... born April 29, 1995 (19 years old) ... son of Debbie and Steve Jackson ... has two older brothers, Austin and Garrett ... both brothers ran track at NC State and Austin also played football ... mother, Debbie, was a swimmer at Georgia Southern... majoring in management.

2014-15 GAME-BY-GAME

Opponent	Date	GS	Min	FG	FGA	Pct	3FG	FGA	Pct	FT	FTA	Pct	Off	Def	Tot	Avg	PF	FO	A	TO	Blk	Stl	Pts	Avg
at Furman	11/19/14	2	0	0	0	.000	0	0	.000	0	0	.000	0	0	0	0.0	1	0	1	0	0	0	0	0.0
at Georgia Tech	12/15/14	5	1	1	1	1.000	0	0	.000	0	0	.000	0	0	0	0.0	1	0	0	0	0	0	2	1.0
Totals		7	1	1	1	1.000	0	0	.000	0	0	.000	0	0	0	0.0	2	0	1	0	0	0	2	1.0

CAREER OVERALL STATS

Year	GP	GS	Min	Avg	FG	FGA	Pct	3FG	3FGA	Pct	FT	FTA	Pct	Off	Def	Tot	Avg	PF	FO	Ast	TO	Blk	Stl	Pts	Avg
2014-15	2	0	7	3.5	1	1	1.000	0	0	.000	0	0	.000	0	0	0	0.0	2	0	1	0	0	0	2	1.0
TOTAL	2	0	7	3.5	1	1	1.000	0	0	.000	0	0	.000	0	0	0	0.0	2	0	1	0	0	0	2	1.0

CAREER CONFERENCE-ONLY STATS

Year	GP	GS	Min	Avg	FG	FGA	Pct	3FG	3FGA	Pct	FT	FTA	Pct	Off	Def	Tot	Avg	PF	FO	Ast	TO	Blk	Stl	Pts	Avg
2014-15																									
TOTAL																									



24 • JALEN SANDERS

FRESHMAN • GUARD

5-10 • 150

CHARLOTTE, N.C.

SOUTHLAKE CHRISTIAN ACADEMY



SANDERS' HIGHS

Points

2014-15 N/A
Career N/A

Field Goals

2014-15 N/A
Career N/A

Field Goal Attempts

2014-15 N/A
Career N/A

3-Point Field Goals

2014-15 N/A
Career N/A

3-Point Attempts

2014-15 N/A
Career N/A

Free Throws

2014-15 N/A
Career N/A

Free Throw Attempts

2014-15 N/A
Career N/A

Rebounds

2014-15 N/A
Career N/A

Assists

2014-15 N/A
Career N/A

Steals

2014-15 N/A
Career N/A

Blocks

2014-15 N/A
Career N/A

High School: Was a three-time all-conference selection ... earned all-Lake honors as a junior and senior ... named as the 2013-14 "Best Player You've Never Heard Of" by the Charlotte Observer ... was basketball MVP and Student-Athlete of the Year at SouthLakes Christian ... averaged 16 points, four assists, three rebounds and three steals per game.

Personal: Full name is Malcolm Jalen Sanders ... born April 30, 1996 (18 years old) ... son of Renee and Malcolm Sanders ... has two younger sisters, Janay and Janiya ... father, Malcolm, played basketball, football and ran track at Appalachian State ... is the god brother of NBA all-Star and former Davidson standout Stephen Curry ... also a god brother to former Florida State guard Ian Miller.

2014-15 GAME-BY-GAME

Opponent	Date	GS	Min	FG	FGA	Pct	3FG	3FGA	Pct	FT	FTA	Pct	Off	Def	Tot	Avg	PF	FO	A	TO	Blk	Stl	Pts	Avg
at Georgia Tech	12/15/14	2	0	0	0	.000	0	0	.000	0	0	.000	0	0	0	0.0	1	0	0	0	0	0	0	0.0
Totals		2	0	0	0	.000	0	0	.000	0	0	.000	0	0	0	0.0	1	0	0	0	0	0	0	0.0

CAREER OVERALL STATS

Year	GP	GS	Min	Avg	FG	FGA	Pct	3FG	3FGA	Pct	FT	FTA	Pct	Off	Def	Tot	Avg	PF	FO	Ast	TO	Blk	Stl	Pts	Avg
2014-15	1	0	2	2.0	0	0	.000	0	0	.000	0	0	.000	0	0	0	0.0	1	0	0	0	0	0	0	0.0
TOTAL	1	0	2	2.0	0	0	.000	0	0	.000	0	0	.000	0	0	0	0.0	1	0	0	0	0	0	0	0.0

CAREER CONFERENCE-ONLY STATS

Year	GP	GS	Min	Avg	FG	FGA	Pct	3FG	3FGA	Pct	FT	FTA	Pct	Off	Def	Tot	Avg	PF	FO	Ast	TO	Blk	Stl	Pts	Avg
2014-15																									
TOTAL																									



25 • JAKE BABIC

FRESHMAN • GUARD

6-5 • 180

OAKVILLE, ONTARIO

THE KISKI SCHOOL



BABIC'S HIGHS

Points

2014-15 13 at Jacksonville (12/4/14)
Career 13 at Jacksonville (12/4/14)

Field Goals

2014-15 3 at Jacksonville (12/4/14)
Career 3 at Jacksonville (12/4/14)

Field Goal Attempts

2014-15 8 Two times
Career 8 Two times

3-Point Field Goals

2014-15 2 Two times
Career 2 Two times

3-Point Attempts

2014-15 7 Two times
Career 7 Two times

Free Throws

2014-15 5 at Jacksonville (12/4/14)
Career 5 at Jacksonville (12/4/14)

Free Throw Attempts

2014-15 7 at Jacksonville (12/4/14)
Career 7 at Jacksonville (12/4/14)

Rebounds

2014-15 5 Two times
Career 5 Two times

Assists

2014-15 3 Three times
Career 3 Three times

Steals

2014-15 1 vs. Hampton (11/24/14)
Career 1 vs. Hampton (11/24/14)

Blocks

2014-15 N/A
Career N/A

High School: Spent one season (2013-14) at The Kiski School (Pa.) ... averaged 15 points, eight rebounds and four assists for the Cougars ... earned team MVP honors ... was a National Prep Tipoff Invitational all-star selection ... earned KSA Invitational MVP honors ... also played at St. Ignatius of Loyola in Oakville, Ontario ... averaged 21 points, eight rebounds and five assists for the Hawks ... earned MVP honors as a senior ... also played baseball, soccer and volleyball ... earned volleyball MVP honors as a junior and senior ... named the St. Ignatius Male Athlete of the Year as a senior.

Personal: Full name is Jake Babic ... born April 17, 1995 (19 years old) ... son of Toni and Joe Babic ... has two older brothers, Robert and Marcus ... Robert was an all-Canada receiver and 2011 national champion at McMaster University ... Marcus was a 2010 Yates Cup champion at Western University and competed for Team World in the 2010 U19 USA vs. The World game ... majoring in communications/electronic media broadcasting.

2014-15 GAME-BY-GAME

Opponent	Date	GS	Min	FG	FGA	Pct	3FG	FGA	Pct	FT	FTA	Pct	Off	Def	Tot	Avg	PF	FO	A	TO	Blk	Stl	Pts	Avg
at Ohio	11/15/14	24	2	5	.400	0	3	.000	0	0	.000	0	2	2	2.0	1	0	2	0	0	0	4	4.0	
at Furman	11/19/14	20	1	3	.333	0	2	.000	1	1	1.000	0	1	1	1.5	0	0	1	0	0	0	3	3.5	
at Virginia Tech	11/22/14	21	2	8	.250	2	7	.286	0	1	.000	0	2	2	1.7	1	0	3	2	0	0	6	4.3	
HAMPTON	11/24/14	14	1	2	.500	0	0	.000	0	1	.000	0	2	2	1.8	3	0	0	0	0	1	2	3.8	
at Jacksonville	12/04/14	22	3	4	.750	2	3	.667	5	7	.714	1	4	5	2.4	3	0	0	0	0	0	13	5.6	
HOFSTRA	12/7/14	19	2	5	.400	1	3	.333	0	1	.000	0	4	4	2.7	1	0	3	1	0	0	5	5.5	
at Georgia Tech	12/15/14	13	0	1	.000	0	1	.000	0	0	.000	0	1	1	2.4	0	0	2	0	0	0	0	4.7	
at Charlotte	12/18/14	22	0	4	.000	0	4	.000	0	0	.000	0	5	5	2.8	0	0	2	0	0	0	0	4.1	
at Alabama	12/21/14	22	2	8	.250	1	7	.143	0	0	.000	1	3	4	2.9	3	0	3	1	0	0	5	4.2	
Totals		177	13	40	.325	6	30	.200	6	11	.545	2	24	26	2.9	12	0	16	4	0	1	38	4.2	

CAREER OVERALL STATS

Year	GP	GS	Min	Avg	FG	FGA	Pct	3FG	3FGA	Pct	FT	FTA	Pct	Off	Def	Tot	Avg	PF	FO	Ast	TO	Blk	Stl	Pts	Avg
2014-15	9	0	177	19.7	13	40	.325	6	30	.200	6	11	.545	2	24	26	2.9	12	0	16	4	0	1	38	4.2
TOTAL	9	0	177	19.7	13	40	.325	6	30	.200	6	11	.545	2	24	26	2.9	12	0	16	4	0	1	38	4.2

CAREER CONFERENCE-ONLY STATS

Year	GP	GS	Min	Avg	FG	FGA	Pct	3FG	3FGA	Pct	FT	FTA	Pct	Off	Def	Tot	Avg	PF	FO	Ast	TO	Blk	Stl	Pts	Avg
2014-15																									
TOTAL																									



34 • JACOB LAWSON

JUNIOR • FORWARD

6-8 • 230

REIDSVILLE, N.C.

OAK RIDGE MILITARY ACADEMY (PURDUE)



LAWSON'S HIGHS

Points

2014-15 9... at Virginia Tech (11/22/14)
Career 9... at Virginia Tech (11/22/14)

Field Goals

2014-15 4... at Virginia Tech (11/22/14)
Career 4... at Virginia Tech (11/22/14)

Field Goal Attempts

2014-15 8... at Virginia Tech (11/22/14)
Career 8... at Virginia Tech (11/22/14)

3-Point Field Goals

2014-15 N/A
Career N/A

3-Point Attempts

2014-15 1.....at Ohio (11/15/14)
Career 1.....at Ohio (11/15/14)

Free Throws

2014-15 2..... vs. Hampton (11/24/14)
Career 2..... vs. Hampton (11/24/14)

Free Throw Attempts

2014-15 2..... Four times
Career 2..... Four times

Rebounds

2014-15 4..... Two times
Career 4..... Two times

Assists

2014-15 1..... vs. Hampton (11/24/14)
Career 1..... vs. Hampton (11/24/14)

Steals

2014-15 2..... Two times
Career 2..... Two times

Blocks

2014-15 2..... Two times
Career 2..... Two times

2013-14: Redshirted per NCAA transfer rules after transferring to Appalachian State from Purdue.

Previous School: Spent his first two years at Purdue and appeared in 58 contests, making 14 starts for the Boilermakers ... averaged 11.1 minutes, 2.4 points and 1.9 blocks per game as a freshman ... earned his first collegiate start on Dec. 20, 2011 against IPFW ... tallied 133 points, 118 rebounds and 35 blocks during his time at Purdue ... scored a career-high 10 points in a win over No. 11/14 Illinois on Jan. 2, 2013 ... shot 56.5 percent (56-of-99) from the floor in his two seasons with the Boilermakers.

Personal: Full name is Jacob Carlos Lawson ... born Nov. 22, 1992 (turns 22 during the season) ... son of Tammy and Louis Lawson ... has one sister, LaTonya ... majoring in communication studies.

2014-15 GAME-BY-GAME

Opponent	Date	GS	Min	FG	FGA	Pct	3FG	3FGA	Pct	FT	FTA	Pct	Off	Def	Tot	Avg	PF	FO	A	TO	Blk	Stl	Pts	Avg
at Ohio	11/15/14	14	0	7	.000	0	1	.000	0	2	.000	0	2	2	2.0	2	0	0	2	1	2	0	0.0	
at Virginia Tech	11/22/14	16	4	8	.500	0	0	.000	1	2	.500	3	0	3	2.5	2	0	0	2	2	0	9	4.5	
HAMPTON	11/24/14	16	2	3	.667	0	0	.000	2	2	1.000	1	2	3	2.7	4	0	1	1	1	1	6	5.0	
HOFSTRA	12/7/14	19	2	4	.500	0	0	.000	1	2	.500	1	3	4	3.0	4	0	0	3	2	1	5	5.0	
at Georgia Tech	12/15/14	6	0	1	.000	0	0	.000	0	0	.000	0	1	1	2.6	3	0	0	2	0	0	0	4.0	
at Charlotte	12/18/14	11	2	2	1.000	0	0	.000	0	1	.000	0	2	2	2.5	3	0	0	1	0	0	4	4.0	
at Alabama	12/21/14	17	3	7	.429	0	0	.000	0	0	.000	2	2	4	2.7	1	0	0	1	1	2	6	4.3	
Totals		99	13	32	.406	0	1	.000	4	9	.444	7	12	19	2.7	19	0	1	12	7	6	30	4.3	

CAREER OVERALL STATS

Year	GP	GS	Min	Avg	FG	FGA	Pct	3FG	3FGA	Pct	FT	FTA	Pct	Off	Def	Tot	Avg	PF	FO	Ast	TO	Blk	Stl	Pts	Avg
2014-15	7	0	99	14.1	13	32	.406	0	1	.000	4	9	.444	7	12	19	2.7	19	0	1	12	7	6	30	4.3
TOTAL	7	0	99	14.1	13	32	.406	0	1	.000	4	9	.444	7	12	19	2.7	19	0	1	12	7	6	30	4.3

CAREER CONFERENCE-ONLY STATS

Year	GP	GS	Min	Avg	FG	FGA	Pct	3FG	3FGA	Pct	FT	FTA	Pct	Off	Def	Tot	Avg	PF	FO	Ast	TO	Blk	Stl	Pts	Avg
2014-15																									
TOTAL																									

APPALACHIAN STATE MEN'S BASKETBALL GAME NOTES

2014-15 BOX SCORES



Official Basketball Box Score -- Game Totals -- Final Statistics
Appalachian State vs Ohio
11/15/14 2 p.m. ET at Athens, Ohio (Convocation Center)



Appalachian State 47 • 0-1

#	Player	Total		3-Ptr		Rebounds		PF	TP	A	TO	Blk	Stl	Min
		FG-FGA	FG-FGA	FT-FTA	FT-FTA	Off	Def							
00	Kobani, Mike	f	3-5	0-0	1-6	0	1	1	2	7	0	0	0	16
15	Spagnolo, Tommy	f	5-8	1-1	0-0	2	7	9	3	11	1	2	0	31
03	Clarke, Dustin	g	2-4	0-2	2-2	1	2	3	0	6	1	1	0	15
10	Burgess, Chris	g	3-7	3-5	2-2	0	3	3	0	11	4	1	0	31
21	Eaves, Frank	g	2-12	0-4	2-2	1	4	5	1	6	2	4	0	34
01	Goesling, Landon	g	1-2	0-0	0-1	1	1	2	1	2	1	2	0	17
05	Kinney, Griffin	g	0-0	0-0	0-0	0	1	1	5	0	0	1	0	5
12	Gilbert, Rantavious	g	0-4	0-0	0-1	3	1	4	3	0	1	1	1	10
14	Kostic, Milos	g	0-1	0-0	0-0	0	2	2	0	0	0	0	0	3
25	Babic, Jake	g	2-5	0-3	0-0	0	2	2	1	4	2	0	0	24
34	Lawson, Jacob	g	0-7	0-1	0-2	0	2	2	2	0	2	1	2	14
Team						0		1						
Totals		18-55	4-16	7-16	8	27	35	18	47	12	14	2	3	200

FG % 1st Half: 10-26 38.5% 2nd half: 8-29 27.6% Game: 18-55 32.7% Deadball Rebounds 3
3FG % 1st Half: 3-12 25.0% 2nd half: 1-4 25.0% Game: 4-16 25.0%
FT % 1st Half: 4-7 57.1% 2nd half: 3-9 33.3% Game: 7-16 43.8%

Ohio 73 • 1-0

#	Player	Total		3-Ptr		Rebounds		PF	TP	A	TO	Blk	Stl	Min
		FG-FGA	FG-FGA	FT-FTA	FT-FTA	Off	Def							
04	MOMPREDER, Wadly	f	4-6	1-1	0-2	0	3	3	3	9	0	1	1	22
05	NDOUR, Maurice	f	3-11	1-3	5-8	1	9	10	1	12	0	3	2	33
14	TAYLOR, Ryan	g	9-13	3-5	0-0	0	3	3	1	21	4	0	0	36
22	TAYLOR, Stevie	g	1-7	0-2	2-2	0	5	5	1	4	3	3	0	31
24	LASTER, Mike	g	3-7	0-1	1-2	2	3	5	1	7	2	2	0	135
00	SETTY, Treg	g	1-2	1-2	3-4	0	3	3	4	6	2	0	1	12
01	WILLIAMS, Reggie	g	0-0	0-0	0-0	0	0	0	1	0	1	0	0	2
11	HARLEY, Khari	g	0-1	0-1	0-0	0	1	1	0	0	2	0	0	8
12	CRABTREE, Drew	g	1-1	0-1	0-0	1	0	1	0	3	0	0	0	3
21	FRAYER, Sam	g	0-1	0-1	0-0	0	1	1	1	0	0	0	0	2
33	CAMPBELL, Antonio	g	4-6	1-2	2-2	0	5	5	5	11	0	1	2	16
Team						2		4						
Totals		26-55	8-19	13-20	6	35	41	19	73	12	12	6	2	200

FG % 1st Half: 14-32 43.8% 2nd half: 12-23 52.2% Game: 26-55 47.3% Deadball Rebounds 3
3FG % 1st Half: 2-8 25.0% 2nd half: 6-11 54.5% Game: 8-19 42.1%
FT % 1st Half: 5-6 83.3% 2nd half: 8-14 57.1% Game: 13-20 65.0%

Officials: Lamont Simpsons, Bill Elk, Brad Clauss
Technical fouls: Appalachian State-None. Ohio-None.
Attendance: 7115
2014-15 regular season opener

Score by periods	1st	2nd	Total
Appalachian State	27	20	47
Ohio	35	38	73

Last FG - APP 2nd-01:37, OHIO 2nd-00:27.
Largest lead - APP None, OHIO by 29 2nd-02:38.
APP led for 00:00. OHIO led for 39:22. Game was tied for 00:08.

Score tied - 0 times.
Lead changed - 0 times.



Official Basketball Box Score -- Game Totals -- Final Statistics
Appalachian State vs Virginia Tech
11/22/14 1:00 PM at Blacksburg, Va. (Casell Coliseum)



Appalachian State 65 • 1-2

#	Player	Total		3-Ptr		Rebounds		PF	TP	A	TO	Blk	Stl	Min
		FG-FGA	FG-FGA	FT-FTA	FT-FTA	Off	Def							
00	Kobani, Mike	f	0-3	0-0	0-0	0	1	1	2	0	2	1	0	8
15	Spagnolo, Tommy	f	6-8	0-1	1-2	3	8	11	4	13	1	3	0	28
03	Clarke, Dustin	g	4-9	2-5	1-2	2	0	2	0	11	2	0	0	31
10	Burgess, Chris	g	2-3	0-1	0-0	2	4	6	2	4	1	4	0	24
21	Eaves, Frank	g	5-12	2-4	7-8	0	2	2	4	19	1	2	0	28
01	Goesling, Landon	g	0-3	0-1	0-0	2	3	5	1	0	1	1	0	13
05	Kinney, Griffin	g	1-4	0-0	1-3	4	3	7	2	3	2	2	0	29
12	Gilbert, Rantavious	g	0-0	0-0	0-0	0	0	0	0	0	0	0	0	2
25	Babic, Jake	g	2-8	2-7	0-1	0	2	2	1	6	3	2	0	21
34	Lawson, Jacob	g	4-8	0-0	1-2	3	0	3	2	9	0	2	2	16
Team						3		3						
Totals		24-58	6-19	11-18	19	23	42	18	65	11	18	3	3	200

FG % 1st Half: 12-31 38.7% 2nd half: 12-27 44.4% Game: 24-58 41.4% Deadball Rebounds 3,2
3FG % 1st Half: 2-10 20.0% 2nd half: 4-9 44.4% Game: 6-19 31.6%
FT % 1st Half: 3-6 50.0% 2nd half: 8-12 66.7% Game: 11-18 61.1%

Virginia Tech 63 • 2-1

#	Player	Total		3-Ptr		Rebounds		PF	TP	A	TO	Blk	Stl	Min
		FG-FGA	FG-FGA	FT-FTA	FT-FTA	Off	Def							
02	Joey van Zegeren	f	3-6	0-1	2-3	1	1	2	4	8	0	2	1	18
01	Malik Muller	g	0-4	0-3	2-6	0	6	6	1	2	1	2	0	24
03	Adam Smith	g	5-10	1-4	0-0	0	1	1	11	0	3	0	1	25
10	Justin Bibbs	g	5-11	0-2	0-0	1	1	2	2	10	3	2	0	30
11	Devin Wilson	g	4-6	0-0	2-2	0	2	2	4	10	3	1	0	27
00	Shane Henry	g	0-0	0-0	0-0	0	0	0	0	0	0	1	0	4
13	Ahmed Hill	g	4-8	0-1	1-1	0	3	3	0	9	1	1	0	23
21	Satchel Pierce	g	1-3	0-0	3-4	3	0	3	4	5	0	1	0	22
23	Jalen Hudson	g	2-4	1-2	0-2	1	3	4	0	5	3	1	0	14
25	Will Johnston	g	1-4	1-4	0-0	0	0	0	2	3	1	0	0	13
Team						2		4						
Totals		25-56	3-17	10-18	8	19	27	18	63	12	14	1	5	200

FG % 1st Half: 11-30 36.7% 2nd half: 14-26 53.8% Game: 25-56 44.6% Deadball Rebounds 6
3FG % 1st Half: 1-10 10.0% 2nd half: 2-7 28.6% Game: 3-17 17.6%
FT % 1st Half: 5-9 55.6% 2nd half: 5-9 55.6% Game: 10-18 55.6%

Officials: Roger Ayers, James Luckie, William Humes
Technical fouls: Appalachian State-None. Virginia Tech-None.
Attendance: 2970

Score by periods	1st	2nd	Total
Appalachian State	29	36	65
Virginia Tech	28	35	63

Last FG - APP 2nd-00:02, VT 2nd-01:45.
Largest lead - APP by 12 1st-09:16, VT by 6 2nd-09:54.
APP led for 30:08. VT led for 06:05. Game was tied for 03:45.

Score tied - 6 times.
Lead changed - 8 times.



Official Basketball Box Score -- Game Totals -- Final Statistics
Appalachian State vs Furman
11/19/14 7:00pm at Greenville, S.C. (Timmons Arena)



Appalachian State 65 • 0-2

#	Player	Total		3-Ptr		Rebounds		PF	TP	A	TO	Blk	Stl	Min
		FG-FGA	FG-FGA	FT-FTA	FT-FTA	Off	Def							
00	Kobani, Mike	f	3-4	0-0	2-2	0	1	1	4	8	0	0	0	15
15	Spagnolo, Tommy	f	6-12	0-2	3-4	5	5	10	1	15	2	1	0	30
21	Eaves, Frank	f	5-16	2-5	8-12	0	2	2	2	20	2	1	0	33
03	Clarke, Dustin	g	2-4	1-1	0-0	1	0	1	1	5	1	1	0	20
10	Burgess, Chris	g	3-8	1-3	2-4	0	3	3	1	9	1	0	0	30
01	Goesling, Landon	g	2-4	0-2	0-0	0	1	1	5	4	1	0	0	15
05	Kinney, Griffin	g	0-1	0-0	1-2	0	4	4	5	1	0	3	0	16
12	Gilbert, Rantavious	g	0-3	0-0	0-0	0	0	0	0	0	0	2	0	11
14	Kostic, Milos	g	0-1	0-1	0-0	1	1	2	0	0	0	1	0	8
23	Jackson, Logan	g	0-0	0-0	0-0	0	0	0	1	0	1	0	0	2
25	Babic, Jake	g	1-3	0-2	1-1	0	1	1	0	3	1	0	0	20
Team						1		4						
Totals		22-56	4-16	17-25	8	21	29	20	65	9	7	2	6	200

FG % 1st Half: 9-23 39.1% 2nd half: 13-33 39.4% Game: 22-56 39.3% Deadball Rebounds 4
3FG % 1st Half: 2-6 33.3% 2nd half: 2-10 20.0% Game: 4-16 25.0%
FT % 1st Half: 10-16 62.5% 2nd half: 7-9 77.8% Game: 4-16 25.0%

Furman 84 • 1-1

		Total	3-Ptr	Rebounds				PF	TP	A	TO	Blk	Stl	Min	
#	Player	FG-FGA	FG-FGA	FT-FTA	Off	Def	Tot								
21	Kris Acox	f	5-6	0-0	4-6	4	6	10	4	14	1	0	1	28	
42	Kevin Chuisseau	f	4-4	0-0	0-2	1	4	5	3	8	1	2	0	22	
14	Stephen Croone	g	3-8	3-5	3-4	0	3	3	3	12	7	3	0	24	
24	Larry Wideman	g	4-8	1-4	3-3	0	5	5	0	12	3	0	1	26	
35	Daniel Fowler	g	2-3	0-1	4-5	0	4	4	3	8	3	1	0	29	
01	John Davis		0-0	0-0	0-0	0	1	1	1	0	3	2	0	1	20
04	T.K. Hayes		0-1	0-1	0-0	0	0	0	0	0	0	0	0	0	2
05	Aaron O'Neill		1-3	1-3	0-0	0	0	0	1	3	0	0	0	0	6
10	Gene Langan		0-0	0-0	0-0	0	0	0	0	0	0	0	0	0	2
12	Devin Sibley		2-5	0-1	1-2	3	0	3	3	5	0	1	0	1	13
22	William Gates		4-7	2-5	0-0	0	1	1	3	10	1	0	0	0	15
30	Kendrec Ferrara		4-8	0-1	4-7	1	5	6	1	12	2	2	0	0	23
	Team					0	1	1							



Official Basketball Box Score -- Game Totals -- Final Statistics
Appalachian State vs Jacksonville
 12/04/14 7:00 pm at Jacksonville, Fla. - Veterans Arena



Appalachian State 67 • 3-2

#	Player	Total		3-Ptr		Rebounds		PF	TP	A	TO	Blk	Stl	Min
		FG-FGA	FG-FGA	FT-FTA	FT-FTA	Off	Def							
00	Kobani, Mike	f	0-0	0-0	0-0	0	0	0	1	0	0	0	0	7
15	Spagnolo, Tommy	f	2-4	0-0	1-2	1	4	5	4	5	0	7	2	26
03	Clarke, Dustin	g	4-7	2-4	0-0	1	2	3	1	10	2	1	0	19
10	Burgess, Chris	g	4-5	2-2	0-0	0	1	1	2	10	2	1	0	21
21	Eaves, Frank	g	3-9	2-6	11-14	1	4	5	2	19	2	3	0	37
01	Goesling, Landon	g	0-5	0-3	0-0	1	1	2	1	0	1	0	0	13
02	Hamilton, Tab	g	3-6	1-2	0-2	1	0	1	4	7	1	0	1	17
04	Obacha, Michael	g	0-1	0-0	0-0	1	0	1	2	0	1	0	0	5
05	Kinney, Griffin	g	0-2	0-0	3-5	0	5	5	4	3	0	1	0	25
12	Gilbert, Rantavious	g	0-0	0-0	0-0	0	2	2	2	0	0	0	0	8
25	Babic, Jake	g	3-4	2-3	5-7	1	4	5	3	13	0	0	0	22
Team						2	0	2						
Totals			19-43	9-20	20-30	9	23	32	26	67	8	14	3	200

FG % 1st Half: 10-25 40.0% 2nd half: 9-18 50.0% Game: 19-43 44.2%
 3FG % 1st Half: 4-11 36.4% 2nd half: 5-9 55.6% Game: 9-20 45.0%
 FT % 1st Half: 11-16 68.8% 2nd half: 9-14 64.3% Game: 20-30 66.7%

Deadball
Rebounds
7

Jacksonville 56 • 2-7

#	Player	Total		3-Ptr		Rebounds		PF	TP	A	TO	Blk	Stl	Min
		FG-FGA	FG-FGA	FT-FTA	FT-FTA	Off	Def							
15	HOLDER, J.R.	f	1-2	0-1	0-0	0	3	3	2	2	0	4	0	12
32	ADEYEYE, Josh	f	0-4	0-3	0-0	0	2	2	3	0	1	1	0	19
34	GILL, Tim	f	3-8	0-1	5-8	5	1	6	4	11	0	3	0	27
22	MISTERS, Andris	g	5-11	2-4	6-9	1	2	3	4	18	1	2	1	31
55	BABINEAUX, Kori	g	4-7	0-0	1-2	0	3	3	4	9	2	3	0	21
00	BELL, Marcellous	g	0-0	0-0	0-0	0	0	0	0	0	0	0	0	1
01	BOGUS, Jeremy	g	1-4	1-4	0-0	0	0	0	0	3	1	1	0	8
03	JONES, Shea	g	0-1	0-0	1-2	0	3	3	2	1	0	0	0	15
02	EDWARDS, BJ	g	0-0	0-0	0-2	0	1	1	0	0	0	0	0	6
11	EL MANASTERLY, Omar	g	1-3	0-0	3-4	1	1	2	0	5	0	0	0	22
13	WHITE, Marcel	g	1-1	0-0	3-4	0	0	0	3	5	0	0	0	27
25	CLAYTON, Antwon	g	1-4	0-1	0-1	1	2	3	3	2	0	1	0	11
Team						2	0	2						
Totals			17-45	3-14	19-32	10	18	28	25	56	5	15	3	200

FG % 1st Half: 8-24 33.3% 2nd half: 9-21 42.9% Game: 17-45 37.8%
 3FG % 1st Half: 2-9 22.2% 2nd half: 1-5 20.0% Game: 3-14 21.4%
 FT % 1st Half: 7-15 46.7% 2nd half: 12-17 70.6% Game: 19-32 59.4%

Deadball
Rebounds
6

Officials: Chuck Jones, Todd Austin, Jacyn Goble
 Technical fouls: Appalachian State-None. Jacksonville-None.
 Attendance: 397

Score by periods	1st	2nd	Total
Appalachian State	35	32	67
Jacksonville	25	31	56

	Points	In	Off	2nd	Fast	Bench
APP	8	20	0	2	23	
JU	14	16	8	2	16	

Last FG - APP 2nd-01:44, JU 2nd-00:25.
 Largest lead - APP by 13 1st-01:08, JU by 1 1st-19:00.
 APP led for 38:15. JU led for 00:55. Game was tied for 00:50.

Score tied - 1 time.
 Lead changed - 4 times.



Official Basketball Box Score -- Game Totals -- Final Statistics
Hofstra vs Appalachian State
 12/7/14 2 p.m. at Boone, N.C. (Holmes Center)



Hofstra 68 • 6-2

#	Player	Total		3-Ptr		Rebounds		PF	TP	A	TO	Blk	Stl	Min
		FG-FGA	FG-FGA	FT-FTA	FT-FTA	Off	Def							
02	Tanksey, Ameen	f	4-14	1-5	4-7	1	5	6	2	13	2	0	0	38
44	Walker, Andre	f	1-3	0-0	0-0	1	4	5	2	2	0	1	0	10
00	Nichols, Malik	g	5-8	0-0	0-4	3	7	10	2	10	2	2	0	31
01	Green, Juan'ya	g	5-10	1-1	6-6	0	4	4	4	17	3	1	0	39
14	Bernardi, Brian	g	3-10	2-5	2-2	0	2	2	3	10	1	0	0	39
11	Nesmith, Dion	g	3-6	1-3	4-4	1	2	3	3	11	1	0	1	25
20	Robinson, Jamall	g	2-6	1-4	0-0	0	0	0	1	5	3	0	1	17
30	Gonzalez, Eliel	g	0-0	0-0	0-0	0	0	0	0	0	0	0	0	1
Team						2	2	4						
Totals			23-57	6-18	16-23	8	26	34	17	68	12	4	2	200

FG % 1st Half: 11-26 42.3% 2nd half: 12-31 38.7% Game: 23-57 40.4%
 3FG % 1st Half: 5-9 55.6% 2nd half: 1-9 11.1% Game: 6-18 33.3%
 FT % 1st Half: 2-4 50.0% 2nd half: 14-19 73.7% Game: 16-23 69.6%

Deadball
Rebounds
3

Appalachian State 51 • 3-3

#	Player	Total		3-Ptr		Rebounds		PF	TP	A	TO	Blk	Stl	Min
		FG-FGA	FG-FGA	FT-FTA	FT-FTA	Off	Def							
00	Kobani, Mike	f	0-1	0-0	0-0	1	0	1	0	0	0	0	0	3
15	Spagnolo, Tommy	f	3-5	0-0	2-3	2	2	4	3	8	1	3	0	18
03	Clarke, Dustin	g	1-7	0-5	2-2	2	6	8	2	4	1	0	0	23
10	Burgess, Chris	g	2-6	1-2	0-0	2	3	5	0	5	0	1	0	25
21	Eaves, Frank	g	3-8	0-3	7-8	2	2	4	3	13	1	4	0	30
01	Goesling, Landon	g	0-0	0-0	0-0	0	1	1	1	0	0	0	0	4
02	Hamilton, Tab	g	1-8	1-4	0-0	0	0	0	4	3	0	3	0	24
04	Obacha, Michael	g	0-0	0-0	0-0	0	1	1	1	0	0	0	0	7
05	Kinney, Griffin	g	4-9	0-0	0-0	0	4	4	2	8	0	0	1	26
12	Gilbert, Rantavious	g	0-0	0-0	0-0	0	2	2	0	0	0	0	0	2
25	Babic, Jake	g	2-5	1-3	0-1	0	4	4	1	5	3	1	0	19
34	Lawson, Jacob	g	2-4	0-0	1-2	1	3	4	4	5	0	3	2	19
Team						1	2	3						
Totals			18-53	3-17	12-16	11	30	41	21	51	6	15	3	200

FG % 1st Half: 9-26 34.6% 2nd half: 9-27 33.3% Game: 18-53 34.0%
 3FG % 1st Half: 2-10 20.0% 2nd half: 1-7 14.3% Game: 3-17 17.6%
 FT % 1st Half: 6-8 75.0% 2nd half: 6-8 75.0% Game: 12-16 75.0%

Deadball
Rebounds
2

Officials: Dwayne Gladden, Matthew Potter, Alan Spainhour
 Technical fouls: Hofstra-None. Appalachian State-None.
 Attendance: 1254

Score by periods	1st	2nd	Total
Hofstra	29	39	68
Appalachian State	26	25	51

	Points	In	Off	2nd	Fast	Bench
HOFSTRA	28	21	8	4	16	
APP	28	5	10	2	21	

Last FG - HOFSTRA 2nd-02:35, APP 2nd-01:00.
 Largest lead - HOFSTRA by 17 2nd-00:39, APP by 1 1st-19:38.
 HOFSTRA led for 35:39. APP led for 03:59. Game was tied for 00:22.

Score tied - 0 times.
 Lead changed - 9 times.



Official Basketball Box Score -- Game Totals -- Final Statistics
Appalachian State vs Georgia Tech
 12/15/14 7 p.m. at Atlanta, Ga. (McCamish Pavilion)



Appalachian State 57 • 3-4

#	Player	Total		3-Ptr		Rebounds		PF	TP	A	TO	Blk	Stl	Min
		FG-FGA	FG-FGA	FT-FTA	FT-FTA	Off	Def							
04	Obacha, Michael	f	1-1	0-0	0-0	0	4	4	3	2	0	1	1	0
15	Spagnolo, Tommy	f	4-9	0-1	0-0	0	4	4	3	8	0	0	1	20
03	Clarke, Dustin	g	6-8	1-2	0-0	3	6	9	1	13	2	3	0	25
10	Burgess, Chris	g	6-11	1-4	2-2	0	1	1	2	15	3	1	0	30
21	Eaves, Frank	g	3-8	1-4	2-2	0	2	2	2	9	0	3	0	12
00	Kobani, Mike	g	0-0	0-0	2-2	0	0	0	2	2	0	0	0	6
01	Goesling, Landon	g	0-4	0-1	0-0	0	0	0	1	0	1	0	0	10
02	Hamilton, Tab	g	1-2	0-0	0-0	0	0	0	3	2	1	0	0	12
05	Kinney, Griffin	g	1-2	0-0	0-0	0	2	2	2	1	4	0	1	10
12	Gilbert, Rantavious	g	0-0	0-0	0-0	0	2	2	2	1	0	0	0	10
14	Kostic, Milos	g	0-1	0-1	2-2	0	0	0	0	2	1	0	0	4
23	Jackson, Logan	g	1-1	0-0	0-0	0	0	0	1	2	0	0	0	5
24	Sanders, Jalen	g	0-0	0-0	0-0	0	0	0	1	0	0	0	0	2
25	Babic, Jake	g	0-1	0-1	0-0	0	1	1	0	2	0	0	0	13
34	Lawson, Jacob	g	0-1	0-0	0-0	0	1	1	3	0	0	0	0	6
Team						0	0	0		1				
Totals			23-49	3-14	8-8	3	23	26	25	57	10	17	3	200

FG % 1st Half: 12-27 44.4% 2nd half: 11-22 50.0% Game: 23-49 4



Official Basketball Box Score -- Game Totals -- Final Statistics
Appalachian State vs Alabama
12/21/14 5:30 pm at Tuscaloosa, Ala. (Coleman Coliseum)



Appalachian State 59 • 3-6

#	Player	Total		3-Ptr		Rebounds			PF	TP	A	TO	Blk	Stl	Min
		FG	FGA	FG	FGA	FT	FTA	Off Def Tot							
04	Obacha, Michael	f	1-1	0-0	0-0	0	2	2	2	2	0	0	0	0	11
15	Spagnolo, Tommy	f	8-13	0-1	2-3	4	6	10	2	18	1	2	0	1	34
03	Clarke, Dustin	g	5-10	3-6	0-0	2	6	8	2	13	0	0	0	0	31
10	Burgess, Chris	g	0-4	0-4	0-0	1	2	3	3	0	6	1	0	0	26
21	Eaves, Frank	g	5-13	3-8	0-0	0	1	1	3	13	0	7	0	1	32
01	Goesling, Landon		0-3	0-2	0-0	0	0	0	1	0	1	0	0	0	9
05	Kinney, Griffin		0-1	0-0	2-2	2	2	4	3	2	1	0	0	0	18
12	Gilbert, Rantavious		0-0	0-0	0-0	0	0	0	0	0	0	0	0	0	0+
25	Babic, Jake		2-8	1-7	0-0	1	3	4	3	5	3	1	0	0	22
34	Lawson, Jacob		3-7	0-0	0-0	2	2	4	1	6	0	1	1	2	17
	Team					0	2	2				1			
Totals			24-60		7-28		4-5	12 26 38	20	59	12	13	1	4	200

FG % 1st Half: 12-31 38.7% 2nd half: 12-29 41.4% Game: 24-60 40.0% Deadball
3FG % 1st Half: 2-12 16.7% 2nd half: 5-16 31.3% Game: 7-28 25.0% Rebounds
FT % 1st Half: 3-4 75.0% 2nd half: 1-1 100.0 Game: 4-5 80.0 0

Alabama 60 • 8-3

#	Player	Total		3-Ptr		Rebounds			PF	TP	A	TO	Blk	Stl	Min
		FG	FGA	FG	FGA	FT	FTA	Off Def Tot							
03	Kessens, Michael	f	7-9	0-1	3-3	5	5	10	0	17	0	1	1	3	24
10	Taylor, Jimmie	f	0-2	0-0	0-1	2	2	4	3	0	0	1	7	0	29
02	Tarrant, Ricky	g	4-11	0-4	3-6	1	2	3	5	11	2	0	0	1	30
20	Randolph, Levi	g	5-13	2-4	2-3	1	3	4	1	14	5	2	1	1	37
21	Cooper, Rodney	g	2-4	1-2	0-0	1	4	5	1	5	0	1	0	0	19
01	Norris, Riley		3-5	0-0	0-1	2	6	8	3	6	0	0	0	1	25
05	Coleman, Justin		0-2	0-1	0-0	0	0	0	0	0	1	2	0	0	10
11	Hale, Shannon		2-10	1-5	2-2	0	2	2	2	7	2	4	0	1	18
32	Obasohan, Retin		0-0	0-0	0-0	0	1	1	0	0	1	0	0	0	8
	Team					1	0	1							
Totals			23-56		4-17		10-16	13 25 38	15	60	11	11	9	7	200

FG % 1st Half: 9-28 32.1% 2nd half: 14-28 50.0% Game: 23-56 41.1% Deadball
3FG % 1st Half: 3-8 37.5% 2nd half: 1-9 11.1% Game: 4-17 23.5% Rebounds
FT % 1st Half: 6-8 75.0% 2nd half: 4-8 50.0% Game: 10-16 62.5% 0

Officials: Antinio Petty, Mike Nance, Brent Hampton
Technical fouls: Appalachian State-None. Alabama-None.
Attendance: 9515

Score by periods	1st	2nd	Total
Appalachian State	29	30	59
Alabama	27	33	60

Points	In	Off	2nd	Fast
Point	Paint	T/O	Chance	Break
APP	20	16	13	6
UA	22	18	9	8

Last FG - APP 2nd-01:56, UA 2nd-02:34. Score tied - 3 times.
Largest lead - APP by 9 1st-12:28, UA by 4 2nd-03:34. Lead changed - 2 times.
APP led for 29:02. UA led for 08:21. Game was tied for 02:37.





2014-15 Appalachian State Basketball
Appalachian State Season Schedule/Results & Leaders (as of Dec 21, 2014)
All games



RECORD:	OVERALL	HOME	AWAY	NEUTRAL
ALL GAMES	3-6	1-1	2-5	0-0
CONFERENCE	0-0	0-0	0-0	0-0
NON-CONFERENCE	3-6	1-1	2-5	0-0

Date	Opponent	Score	Att.	High Points	High Rebounds
11/15/14	at Ohio	47-73 L	7115	(11)Spagnolo, Tommy (11)Burgess, Chris	(9)Spagnolo, Tommy
11/19/14	at Furman	65-84 L	1003	(20)Eaves, Frank	(10)Spagnolo, Tommy
11/22/14	at Virginia Tech	w 65-63	2970	(19)Eaves, Frank	(11)Spagnolo, Tommy
11/24/14	HAMPTON	w 82-74	1539	(25)Eaves, Frank	(6)Kinney, Griffin
12/4/14	at Jacksonville	w 67-56	397	(19)Eaves, Frank	(5)Kinney, Griffin
					(5)Eaves, Frank
					(5)Babic, Jake
12/7/14	HOFSTRA	51-68 L	1254	(13)Eaves, Frank	(8)Clarke, Dustin
12/15/14	at Georgia Tech	57-70 L	4961	(15)Burgess, Chris	(9)Clarke, Dustin
12/18/14	at Charlotte	65-75 L	4237	(20)Eaves, Frank	(11)Spagnolo, Tommy
12/21/14	at Alabama	59-60 L	9515	(18)Spagnolo, Tommy	(10)Spagnolo, Tommy

* = Sun Belt game

Attendance Summary	Games	Attend	Avg/Game
Home	2	2793	1396
Away	7	30198	4314
Neutral	0	0	0
Total	9	32991	3666



2014-15 Appalachian State Basketball
Appalachian State Combined Team Statistics (as of Dec 21, 2014)
All games



RECORD:	OVERALL	HOME	AWAY	NEUTRAL
ALL GAMES	3-6	1-1	2-5	0-0
CONFERENCE	0-0	0-0	0-0	0-0
NON-CONFERENCE	3-6	1-1	2-5	0-0

#	Player	gp-gs	min	avg	Total		3-Point		F-Throw		Rebounds								a	to	blk	stl	pts	avg
					fg-fga	fg%	3fg-fga	3fg%	ft-fa	ft%	off	def	tot	avg	pf	dq								
21	Eaves, Frank	9-9	286	31.8	36-102	.353	12-43	.279	60-71	.845	6	23	29	3.2	22	0	10	29	0	10	144	16.0		
15	Spagnolo, Tommy	9-9	246	27.3	41-75	.547	2-8	.250	15-22	.682	27	42	69	7.7	27	1	7	25	5	5	99	11.0		
10	Burgess, Chris	9-9	249	27.7	29-64	.453	11-30	.367	16-20	.800	6	22	28	3.1	12	0	23	13	0	5	85	9.4		
03	Clarke, Dustin	9-9	214	23.8	27-58	.466	12-31	.387	8-10	.800	12	31	43	4.8	8	0	11	9	0	3	74	8.2		
25	Babic, Jake	9-0	177	19.7	13-40	.325	6-30	.200	6-11	.545	2	24	26	2.9	12	0	16	4	0	1	38	4.2		
05	Kinney, Griffin	9-0	168	18.7	13-31	.419	0-0	.000	10-15	.667	7	27	34	3.8	27	2	5	17	2	2	36	4.0		
34	Lawson, Jacob	7-0	99	14.1	13-32	.406	0-1	.000	4-9	.444	7	12	19	2.7	19	0	1	12	7	6	30	4.3		
00	Kobani, Mike	7-6	64	9.1	7-16	.438	0-0	.000	5-10	.500	1	6	7	1.0	15	0	0	2	1	1	19	2.7		
02	Hamilton, Tab	4-0	72	18.0	5-20	.250	2-9	.222	1-4	.250	0	6	6	1.5	12	0	4	4	1	0	13	3.3		
04	Obacha, Michael	5-3	59	11.8	3-4	.750	0-0	.000	2-2	1.000	3	7	10	2.0	11	0	1	2	1	0	8	1.6		
01	Goesling, Landon	9-0	85	9.4	3-21	.143	0-9	.000	0-1	.000	4	7	11	1.2	13	1	5	4	0	1	6	0.7		
12	Gilbert, Rantavious	9-0	53	5.9	1-10	.100	0-0	.000	0-2	.000	3	7	10	1.1	8	0	1	2	5	0	2	0.2		
14	Kostic, Milos	4-0	19	4.8	0-4	.000	0-3	.000	2-2	1.000	2	3	5	1.3	0	0	1	1	0	0	2	0.5		
23	Jackson, Logan	2-0	7	3.5	1-1	1.000	0-0	.000	0-0	.000	0	0	0	0.0	2	0	1	0	0	0	2	1.0		
24	Sanders, Jalen	1-0	2	2.0	0-0	.000	0-0	.000	0-0	.000	0	0	0	0.0	1	0	0	0	0	0	0	0.0		
Team											12	8	20				2							
Total.....		9	1800		192-478	.402	45-164	.274	129-179	.721	92	225	317	35.2	189	4	86	126	22	34	558	62.0		
Opponents.....		9	1800		219-496	.442	50-167	.299	135-213	.634	92	220	312	34.7	175	6	117	102	31	48	623	69.2		

TEAM STATISTICS	APP	OPP
SCORING	558	623
Points per game	62.0	69.2
Scoring margin	-7.2	-
FIELD GOALS-ATT	192-478	219-496
Field goal pct	.402	.442
3 POINT FG-ATT	45-164	50-167
3-point FG pct	.274	.299
3-pt FG made per game	5.0	5.6
FREE THROWS-ATT	129-179	135-213
Free throw pct	.721	.634
F-Throws made per game	14.3	15.0
REBOUNDS	317	312
Rebounds per game	35.2	34.7
Rebounding margin	+0.6	-
ASSISTS	86	117
Assists per game	9.6	13.0
TURNOVERS	126	102
Turnovers per game	14.0	11.3
Turnover margin	-2.7	-
Assist/turnover ratio	0.7	1.1
STEALS	34	48
Steals per game	3.8	5.3
BLOCKS	22	31
Blocks per game	2.4	3.4
ATTENDANCE	2793	30198
Home games-Avg/Game	2-1396	7-4314
Neutral site-Avg/Game	-	0-0

Date	Opponent		Score	Att.
11/15/14	at Ohio	L	47-73	7115
11/19/14	at Furman	L	65-84	1003
11/22/14	at Virginia Tech	W	65-63	2970
11/24/14	HAMPTON	W	82-74	1539
12/4/14	at Jacksonville	W	67-56	397
12/7/14	HOFSTRA	L	51-68	1254
12/15/14	at Georgia Tech	L	57-70	4961
12/18/14	at Charlotte	L	65-75	4237
12/21/14	at Alabama	L	59-60	9515

* = Sun Belt game

Score by Periods	1st	2nd	Totals
Appalachian State	276	282	558
Opponents	290	333	623



2014-15 Appalachian State Basketball
Appalachian State Team Game-by-Game Comparison (as of Dec 21, 2014)
All games



Opponent	1st	2nd	Score	Mar	Total FG	FG Pct	3-Pointers	3FG Pct	Free Throws	FT Pct	Rebounds	Assist	T/Over	Block	Steal	Fouls
Ohio	27/35	20/38	47-73	(26)	18-55/26-55	.327/.473	4-16/8-19	.250/.421	7-16/13-20	.438/.650	35/41 (6)	12/12	14/12	2/6	3/2	18/19
Furman	30/47	35/37	65-84	(19)	22-56/29-53	.393/.547	4-16/7-21	.250/.333	17-25/19-29	.680/.655	29/39 (10)	9/21	7/11	2/2	6/4	20/22
Virginia Tech	29/28	36/35	65-63	+2	24-58/25-56	.414/.446	6-19/3-17	.316/.176	11-18/10-18	.611/.556	42/27 +15	11/12	18/14	3/1	3/5	18/18
HAMPTON	43/36	39/38	82-74	+8	23-52/21-53	.442/.396	5-14/8-24	.357/.333	31-38/24-34	.816/.706	36/34 +2	8/13	12/14	3/4	6/5	27/28
Jacksonville	35/25	32/31	67-56	+11	19-43/17-45	.442/.378	9-20/3-14	.450/.214	20-29/19-32	.690/.594	32/29 +3	8/5	14/15	3/1	5/3	26/25
HOFSTRA	26/29	25/39	51-68	(17)	18-53/23-57	.340/.404	3-17/6-18	.176/.333	12-16/16-23	.750/.696	41/34 +7	6/12	15/4	3/2	1/6	21/17
Georgia Tech	25/36	32/34	57-70	(13)	23-49/25-56	.469/.446	3-14/2-15	.214/.133	8-8/18-29	1000/.621	26/35 (9)	10/14	17/11	3/3	3/3	25/15
Charlotte	32/27	33/48	65-75	(10)	21-52/30-65	.404/.462	4-20/9-22	.200/.409	19-24/6-12	.792/.500	38/35 +3	10/17	16/10	2/3	3/13	14/16
Alabama	29/27	30/33	59-60	(1)	24-60/23-56	.400/.411	7-28/4-17	.250/.235	4-5/10-16	.800/.625	38/38 -	12/11	13/11	1/9	4/7	20/15

Note: Game totals are displayed in the format TEAM/OPPONENT for each category



2014-15 Appalachian State Basketball
Appalachian State Points-Rebounds-Assists (as of Dec 21, 2014)
All games



Opponent	Date	Score		00 KOBANI,MIK	01 GOESLING,L	02 HAMILTON,T	03 CLARKE,DU	04 OBACHA,MIC	05 KINNEY,GRI	10 BURGESS,C	12 GILBERT,RA	14 KOSTIC,MIL	15 SPAGNOLO,	21 EAVES,FRAN	23 JACKSON,L
at OHIO	11/15/14	47-73	L	7-1-0	2-2-1	DNP	6-3-1	DNP	0-1-0	11-3-4	0-4-1	0-2-0	11-9-1	6-5-2	DNP
at FUR	11/19/14	65-84	L	8-1-0	4-1-1	DNP	5-1-1	DNP	1-4-0	9-3-1	0-0-0	0-2-0	15-10-2	20-2-2	0-0-1
at VT	11/22/14	65-63	w	0-1-0	0-5-1	DNP	11-2-2	DNP	3-7-2	4-6-1	0-0-0	DNP	13-11-1	19-2-1	DNP
HAMM	11/24/14	82-74	w	2-3-0	0-0-0	1-5-2	3-5-0	DNP	13-6-1	20-3-4	2-0-0	DNP	8-5-0	25-1-0	DNP
at JU	12/4/14	67-56	w	0-0-0	0-2-1	7-1-1	10-3-2	0-1-0	3-5-0	10-1-2	0-2-0	DNP	5-5-0	19-5-2	DNP
HOFSTRA	12/7/14	51-68	L	0-1-0	0-1-0	3-0-0	4-8-1	0-1-0	8-4-0	5-5-0	0-2-0	DNP	8-4-1	13-4-1	DNP
at GT	12/15/14	57-70	L	2-0-0	0-0-0	2-0-1	13-9-2	2-4-0	2-2-1	15-1-3	0-2-0	2-0-1	8-4-0	9-2-0	2-0-0
at CHA	12/18/14	65-75	L	DNP	0-0-0	DNP	9-4-2	4-2-1	4-1-0	11-3-2	0-0-0	0-1-0	13-11-1	20-7-2	DNP
at UA	12/21/14	59-60	L	DNP	0-0-1	DNP	13-8-0	2-2-0	2-4-1	0-3-6	0-0-0	DNP	18-10-1	13-1-0	DNP

Opponent	Date	Score		24 SANDERS,JA	25 BABIC,JAKE	34 LAWSON,JA
at OHIO	11/15/14	47-73	L	DNP	4-2-2	0-2-0
at FUR	11/19/14	65-84	L	DNP	3-1-1	DNP
at VT	11/22/14	65-63	w	DNP	6-2-3	9-3-0
HAMM	11/24/14	82-74	w	DNP	2-2-0	6-3-1
at JU	12/4/14	67-56	w	DNP	13-5-0	DNP
HOFSTRA	12/7/14	51-68	L	DNP	5-4-3	5-4-0
at GT	12/15/14	57-70	L	0-0-0	0-1-2	0-1-0
at CHA	12/18/14	65-75	L	DNP	0-5-2	4-2-0
at UA	12/21/14	59-60	L	DNP	5-4-3	6-4-0



2014-15 Appalachian State Basketball
Appalachian State Team High/Low Analysis (as of Dec 21, 2014)
All games



Appalachian State - TEAM GAME HIGHS

POINTS	82	HAMPTON (11/24/14)
	67	at Jacksonville (12/4/14)
	65	at Charlotte (12/18/14)
	65	at Virginia Tech (11/22/14)
	65	at Furman (11/19/14)
FIELD GOALS MADE	24	at Alabama (12/21/14)
	24	at Virginia Tech (11/22/14)
FIELD GOAL ATTEMPTS	60	at Alabama (12/21/14)
	58	at Virginia Tech (11/22/14)
FIELD GOAL PERCENTAGE	.469 (23-49)	at Georgia Tech (12/15/14)
	.442 (23-52)	HAMPTON (11/24/14)
3 PT FIELD GOALS MADE	9	at Jacksonville (12/4/14)
	7	at Alabama (12/21/14)
3 PT FG ATTEMPTS	28	at Alabama (12/21/14)
	20	at Charlotte (12/18/14)
	20	at Jacksonville (12/4/14)
3 PT FG PERCENTAGE	.450 (9-20)	at Jacksonville (12/4/14)
	.357 (5-14)	HAMPTON (11/24/14)
FREE THROWS MADE	31	HAMPTON (11/24/14)
	20	at Jacksonville (12/4/14)
FREE THROW ATTEMPTS	38	HAMPTON (11/24/14)
	29	at Jacksonville (12/4/14)
FREE THROW PERCENTAGE	1.000 (8-8)	at Georgia Tech (12/15/14)
	.816 (31-38)	HAMPTON (11/24/14)
REBOUNDS	42	at Virginia Tech (11/22/14)
	41	HOFSTRA (12/7/14)
ASSISTS	12	at Alabama (12/21/14)
	12	at Ohio (11/15/14)
STEALS	6	HAMPTON (11/24/14)
	6	at Furman (11/19/14)
BLOCKED SHOTS	3	at Georgia Tech (12/15/14)
	3	HOFSTRA (12/7/14)
	3	at Jacksonville (12/4/14)
	3	HAMPTON (11/24/14)
	3	at Virginia Tech (11/22/14)
TURNOVERS	18	at Virginia Tech (11/22/14)
	17	at Georgia Tech (12/15/14)
FOULS	27	HAMPTON (11/24/14)
	26	at Jacksonville (12/4/14)



2014-15 Appalachian State Basketball
Appalachian State High/Low Analysis (as of Dec 21, 2014)
All games



Opponent - GAME HIGHS

POINTS	84	at Furman (11/19/14)
	75	at Charlotte (12/18/14)
	74	HAMPTON (11/24/14)
	73	at Ohio (11/15/14)
	70	at Georgia Tech (12/15/14)
FIELD GOALS MADE	30	at Charlotte (12/18/14)
	29	at Furman (11/19/14)
FIELD GOAL ATTEMPTS	65	at Charlotte (12/18/14)
	57	HOFSTRA (12/7/14)
FIELD GOAL PERCENTAGE	.547 (29-53)	at Furman (11/19/14)
	.473 (26-55)	at Ohio (11/15/14)
3 PT FIELD GOALS MADE	9	at Charlotte (12/18/14)
	8	HAMPTON (11/24/14)
	8	at Ohio (11/15/14)
3 PT FG ATTEMPTS	24	HAMPTON (11/24/14)
	22	at Charlotte (12/18/14)
3 PT FG PERCENTAGE	.421 (8-19)	at Ohio (11/15/14)
	.409 (9-22)	at Charlotte (12/18/14)
FREE THROWS MADE	24	HAMPTON (11/24/14)
	19	at Jacksonville (12/4/14)
	19	at Furman (11/19/14)
FREE THROW ATTEMPTS	34	HAMPTON (11/24/14)
	32	at Jacksonville (12/4/14)
FREE THROW PERCENTAGE	.706 (24-34)	HAMPTON (11/24/14)
	.696 (16-23)	HOFSTRA (12/7/14)
REBOUNDS	41	at Ohio (11/15/14)
	39	at Furman (11/19/14)
ASSISTS	21	at Furman (11/19/14)
	17	at Charlotte (12/18/14)
STEALS	13	at Charlotte (12/18/14)
	7	at Alabama (12/21/14)
BLOCKED SHOTS	9	at Alabama (12/21/14)
	6	at Ohio (11/15/14)
TURNOVERS	15	at Jacksonville (12/4/14)
	14	HAMPTON (11/24/14)
	14	at Virginia Tech (11/22/14)
FOULS	28	HAMPTON (11/24/14)
	25	at Jacksonville (12/4/14)



2014-15 Appalachian State Basketball
Appalachian State High/Low Analysis (as of Dec 21, 2014)
All games



Appalachian State - GAME LOWS

POINTS	47	at Ohio (11/15/14)
	51	HOFSTRA (12/7/14)
	57	at Georgia Tech (12/15/14)
	59	at Alabama (12/21/14)
	65	at Furman (11/19/14)
	65	at Virginia Tech (11/22/14)
	65	at Charlotte (12/18/14)
FIELD GOALS MADE	18	at Ohio (11/15/14)
	18	HOFSTRA (12/7/14)
FIELD GOAL ATTEMPTS	43	at Jacksonville (12/4/14)
	49	at Georgia Tech (12/15/14)
FIELD GOAL PERCENTAGE	.327 (18-55)	at Ohio (11/15/14)
	.340 (18-53)	HOFSTRA (12/7/14)
3 PT FIELD GOALS MADE	3	HOFSTRA (12/7/14)
	3	at Georgia Tech (12/15/14)
3 PT FG ATTEMPTS	14	HAMPTON (11/24/14)
	14	at Georgia Tech (12/15/14)
3 PT FG PERCENTAGE	.176 (3-17)	HOFSTRA (12/7/14)
	.200 (4-20)	at Charlotte (12/18/14)
FREE THROWS MADE	4	at Alabama (12/21/14)
	7	at Ohio (11/15/14)
FREE THROW ATTEMPTS	5	at Alabama (12/21/14)
	8	at Georgia Tech (12/15/14)
FREE THROW PERCENTAGE	.438 (7-16)	at Ohio (11/15/14)
	.611 (11-18)	at Virginia Tech (11/22/14)
REBOUNDS	26	at Georgia Tech (12/15/14)
	29	at Furman (11/19/14)
ASSISTS	6	HOFSTRA (12/7/14)
	8	HAMPTON (11/24/14)
	8	at Jacksonville (12/4/14)
STEALS	1	HOFSTRA (12/7/14)
	3	at Ohio (11/15/14)
	3	at Virginia Tech (11/22/14)
	3	at Georgia Tech (12/15/14)
	3	at Charlotte (12/18/14)
BLOCKED SHOTS	1	at Alabama (12/21/14)
	2	at Ohio (11/15/14)
	2	at Furman (11/19/14)
	2	at Charlotte (12/18/14)
TURNOVERS	7	at Furman (11/19/14)
	12	HAMPTON (11/24/14)
FOULS	14	at Charlotte (12/18/14)
	18	at Ohio (11/15/14)
	18	at Virginia Tech (11/22/14)



2014-15 Appalachian State Basketball
Appalachian State High/Low Analysis (as of Dec 21, 2014)
All games



Opponent - GAME LOWS

POINTS	56	at Jacksonville (12/4/14)
	60	at Alabama (12/21/14)
	63	at Virginia Tech (11/22/14)
	68	HOFSTRA (12/7/14)
	70	at Georgia Tech (12/15/14)
FIELD GOALS MADE	17	at Jacksonville (12/4/14)
	21	HAMPTON (11/24/14)
FIELD GOAL ATTEMPTS	45	at Jacksonville (12/4/14)
	53	at Furman (11/19/14)
	53	HAMPTON (11/24/14)
FIELD GOAL PERCENTAGE	.378 (17-45)	at Jacksonville (12/4/14)
	.396 (21-53)	HAMPTON (11/24/14)
3 PT FIELD GOALS MADE	2	at Georgia Tech (12/15/14)
	3	at Virginia Tech (11/22/14)
	3	at Jacksonville (12/4/14)
3 PT FG ATTEMPTS	14	at Jacksonville (12/4/14)
	15	at Georgia Tech (12/15/14)
3 PT FG PERCENTAGE	.133 (2-15)	at Georgia Tech (12/15/14)
	.176 (3-17)	at Virginia Tech (11/22/14)
FREE THROWS MADE	6	at Charlotte (12/18/14)
	10	at Virginia Tech (11/22/14)
	10	at Alabama (12/21/14)
FREE THROW ATTEMPTS	12	at Charlotte (12/18/14)
	16	at Alabama (12/21/14)
FREE THROW PERCENTAGE	.500 (6-12)	at Charlotte (12/18/14)
	.556 (10-18)	at Virginia Tech (11/22/14)
REBOUNDS	27	at Virginia Tech (11/22/14)
	29	at Jacksonville (12/4/14)
ASSISTS	5	at Jacksonville (12/4/14)
	11	at Alabama (12/21/14)
STEALS	2	at Ohio (11/15/14)
	3	at Jacksonville (12/4/14)
	3	at Georgia Tech (12/15/14)
BLOCKED SHOTS	1	at Virginia Tech (11/22/14)
	1	at Jacksonville (12/4/14)
TURNOVERS	4	HOFSTRA (12/7/14)
	10	at Charlotte (12/18/14)
FOULS	15	at Georgia Tech (12/15/14)
	15	at Alabama (12/21/14)



2014-15 Appalachian State Basketball
Appalachian State Player High/Low Analysis (as of Dec 21, 2014)
All games



Appalachian State - INDIVIDUAL GAME HIGHS

Points	25	Eaves, Frank vs Hampton (11/24/14)
	20	Eaves, Frank at Charlotte (12/18/14)
	20	Burgess, Chris vs Hampton (11/24/14)
	20	Eaves, Frank at Furman (11/19/14)
	19	Eaves, Frank at Jacksonville (12/4/14)
	19	Eaves, Frank at Virginia Tech (11/22/14)
Field Goals Made	8	Spagnolo, Tommy at Alabama (12/21/14)
	6	Burgess, Chris at Georgia Tech (12/15/14)
	6	Clarke, Dustin at Georgia Tech (12/15/14)
	6	Eaves, Frank vs Hampton (11/24/14)
	6	Spagnolo, Tommy at Virginia Tech (11/22/14)
	6	Spagnolo, Tommy at Furman (11/19/14)
Field Goal Att.	16	Eaves, Frank at Furman (11/19/14)
	13	Spagnolo, Tommy at Alabama (12/21/14)
	13	Eaves, Frank at Alabama (12/21/14)
	13	Burgess, Chris at Charlotte (12/18/14)
	13	Eaves, Frank vs Hampton (11/24/14)
FG Pct (min 5 made)	.750 (6-8)	Clarke, Dustin at Georgia Tech (12/15/14)
	.750 (6-8)	Spagnolo, Tommy at Virginia Tech (11/22/14)
3-Point FG Made	3	Clarke, Dustin at Alabama (12/21/14)
	3	Eaves, Frank at Alabama (12/21/14)
	3	Burgess, Chris at Ohio (11/15/14)
3-Point FG Att.	8	Eaves, Frank at Alabama (12/21/14)
	7	Babic, Jake at Alabama (12/21/14)
	7	Babic, Jake at Virginia Tech (11/22/14)
3-Pt FG Pct (min 2 made)	1.000 (2-2)	Burgess, Chris at Jacksonville (12/4/14)
	.667 (2-3)	Babic, Jake at Jacksonville (12/4/14)
	.667 (2-3)	Burgess, Chris vs Hampton (11/24/14)
Free Throws Made	12	Eaves, Frank vs Hampton (11/24/14)
	11	Eaves, Frank at Charlotte (12/18/14)
	11	Eaves, Frank at Jacksonville (12/4/14)
Free Throw Att.	14	Eaves, Frank at Jacksonville (12/4/14)
	13	Eaves, Frank at Charlotte (12/18/14)
FT Pct (min 3 made)	1.000 (12-12)	Eaves, Frank vs Hampton (11/24/14)
	.875 (7-8)	Eaves, Frank vs Hofstra (12/7/14)
	.875 (7-8)	Eaves, Frank at Virginia Tech (11/22/14)
Rebounds	11	Spagnolo, Tommy at Charlotte (12/18/14)
	11	Spagnolo, Tommy at Virginia Tech (11/22/14)
Assists	6	Burgess, Chris at Alabama (12/21/14)
	4	Burgess, Chris vs Hampton (11/24/14)
	4	Burgess, Chris at Ohio (11/15/14)
Steals	3	Eaves, Frank at Jacksonville (12/4/14)
	3	Eaves, Frank at Furman (11/19/14)
Blocked Shots	2	Lawson, Jacob vs Hofstra (12/7/14)
	2	Spagnolo, Tommy at Jacksonville (12/4/14)
	2	Lawson, Jacob at Virginia Tech (11/22/14)
	2	Gilbert, Rantavious at Furman (11/19/14)
Turnovers	7	Eaves, Frank at Alabama (12/21/14)
	7	Spagnolo, Tommy at Jacksonville (12/4/14)
Fouls	5	Spagnolo, Tommy vs Hampton (11/24/14)
	5	Kinney, Griffin at Furman (11/19/14)
	5	Goesling, Landon at Furman (11/19/14)
	5	Kinney, Griffin at Ohio (11/15/14)



2014-15 Appalachian State Basketball
Appalachian State Opponent High/Low Analysis (as of Dec 21, 2014)
All games



OPPONENT INDIVIDUAL GAME HIGHS

Points	21		TAYLOR, Ryan at Ohio (11/15/14)
	20		DARDEN, Brian vs Hampton (11/24/14)
	18		MISTERS, Andris at Jacksonville (12/4/14)
	17		Kessens, Michael at Alabama (12/21/14)
	17		Green, Juan'ya vs Hofstra (12/7/14)
Field Goals Made	9		TAYLOR, Ryan at Ohio (11/15/14)
	7		Kessens, Michael at Alabama (12/21/14)
Field Goal Att.	14		Tanksley, Ameen vs Hofstra (12/7/14)
	13		Randolph, Levi at Alabama (12/21/14)
	13		DORN, Torin at Charlotte (12/18/14)
	13		TAYLOR, Ryan at Ohio (11/15/14)
FG Pct (min 5 made)	1.000	(6-6)	CLAYTON, Willie at Charlotte (12/18/14)
	.857	(6-7)	Cox, Demarco at Georgia Tech (12/15/14)
3-Point FG Made	4		DARDEN, Brian vs Hampton (11/24/14)
	3		OGBUEZE, Braxton at Charlotte (12/18/14)
	3		WOODS, Keyshawn at Charlotte (12/18/14)
	3		POWERS, Deron vs Hampton (11/24/14)
	3		Stephen Croone at Furman (11/19/14)
	3		TAYLOR, Ryan at Ohio (11/15/14)
3-Point FG Att.	9		DARDEN, Brian vs Hampton (11/24/14)
	7		Jackson, Tadric at Georgia Tech (12/15/14)
3-Pt FG Pct (min 2 made)	1.000	(3-3)	WOODS, Keyshawn at Charlotte (12/18/14)
	.750	(3-4)	OGBUEZE, Braxton at Charlotte (12/18/14)
	.750	(3-4)	POWERS, Deron vs Hampton (11/24/14)
Free Throws Made	8		DARDEN, Brian vs Hampton (11/24/14)
	7		Georges-Hunt, Marcus at Georgia Tech (12/15/14)
Free Throw Att.	9		Georges-Hunt, Marcus at Georgia Tech (12/15/14)
	9		MISTERS, Andris at Jacksonville (12/4/14)
FT Pct (min 3 made)	1.000	(8-8)	DARDEN, Brian vs Hampton (11/24/14)
	1.000	(6-6)	Green, Juan'ya vs Hofstra (12/7/14)
	1.000	(4-4)	Nesmith, Dion vs Hofstra (12/7/14)
	1.000	(3-3)	Kessens, Michael at Alabama (12/21/14)
	1.000	(3-3)	Larry Wideman at Furman (11/19/14)
Rebounds	10		Kessens, Michael at Alabama (12/21/14)
	10		Nichols, Malik vs Hofstra (12/7/14)
	10		Kris Acox at Furman (11/19/14)
	10		NDOUR, Maurice at Ohio (11/15/14)
Assists	7		HENRY, Pierria at Charlotte (12/18/14)
	7		Stephen Croone at Furman (11/19/14)
Steals	6		HENRY, Pierria at Charlotte (12/18/14)
	5		OGBUEZE, Braxton at Charlotte (12/18/14)
Blocked Shots	7		Taylor, Jimmie at Alabama (12/21/14)
	4		PRESSLEY, Jervon vs Hampton (11/24/14)
Turnovers	6		MEIKLE, Dwight vs Hampton (11/24/14)
	4		Hale, Shannon at Alabama (12/21/14)
	4		HOLDER, J.R. at Jacksonville (12/4/14)
Fouls	5		Tarrant, Ricky at Alabama (12/21/14)
	5		CLAYTON, Willie at Charlotte (12/18/14)
	5		DARDEN, Brian vs Hampton (11/24/14)
	5		MEIKLE, Dwight vs Hampton (11/24/14)
	5		REED, Phillip vs Hampton (11/24/14)
	5		CAMPBELL, Antonio at Ohio (11/15/14)