



LOUISIANA

RAGIN' CAJUNS MEN'S BASKETBALL

MBB Contact: Ben Rikard • Office: 337.482.6330 • Cell: 936.554.2077 • Email: Ben.Rikard@louisiana.edu • Twitter: @BenRikard

GAME INFORMATION

Date / Time: Jan. 22, 2015 / 7:15 p.m. CT
 Site: Lafayette, La.
 Arena: Cajundome (11,500)
 Radio: KHXT 107.9 FM & ESPN 1420 AM
 Talent: Jay Walker (PBP)
 Video: RaginCajuns.com
 Live Stats: RaginCajuns.com
 Twitter Updates: @ULRaginCajuns
 MBB Twitter: @Cajunbasketball
 Series: UL leads 45-23
 First Meeting: UL 82-78, A-State 78 - 2 / 17 / 64
 Last Meeting: UL 77, A-State 76 - 3 / 8 / 14
 Marlin vs A-State: 6-4

SCHEDULE / RESULTS

November (2-3)

14 Louisiana College	W, 85-57
17 at Tulsa+ ESPN3	L, 64-53
21 at Auburn+ FSN	L, 105-80
24 vs Milwaukee+	L, 56-52
25 vs Oral Roberts+	W, 76-52

December (5-2)

03 Jackson State	W, 76-53
06 at McNeese State	L, 80-70
10 Louisiana Tech	W, 94-86
13 Centenary	W, 115-59
17 Milligan College	W, 115-76
20 at Northwestern State	L, 89-85
30 at UALR*	W, 83-79 OT

January (3-3)

03 Troy*	W, 91-64
05 at Appalachian State*	W, 80-64
08 Georgia State*	W, 84-80
15 at Georgia Southern*	L, 78-70
17 South Alabama*	L, 89-82
19 ULM*	L, 57-55
22 Arkansas State*	7:15 p.m.
24 at Georgia State* ESPN3	2:00 p.m.
29 at South Alabama*	7:05 p.m.
31 at Texas State*	4:30 p.m.

February (0-0)

05 Appalachian State*	7:15 p.m.
07 UT Arlington* ESPN	1:00 p.m.
12 at ULM*	7:00 p.m.
14 at Troy*	4:15 p.m.
19 Texas State*	7:15 p.m.
21 at UT Arlington*	7:15 p.m.
28 Georgia Southern*	7:15 p.m.

March (0-0)

05 UALR*	7:15 p.m.
07 at Arkansas State*	7:05 p.m.
12-15 SBC Tournament	TBA

* Sun Belt Conference Game
 + MGM Grand Main Event

GAME 19

LAFAYETTE, LA. (CAJUNDOME)



LOUISIANA RAGIN' CAJUNS (10-8, 4-3 Sun Belt)

Head Coach: Bob Marlin (Mississippi State, 1981)
 Career Record: 424-237 (22nd season), Record at UL: 76-71 (5th season)



ARKANSAS STATE RED WOLVES (8-9, 3-5 Sun Belt)

Head Coach: John Brady (Belhaven, 1976)
 Career Record: 388-316 (24th season) Record at A-State: 107-100 (7th season)

FOR STARTERS

The Ragin' Cajuns will be looking to put an end to a three-game losing streak on Thursday when they host Arkansas State. Despite the three-game skid, the Cajuns still find themselves just two games back of first place in the league, just over a quarter of the way through the league slate.

THE LAST TIME OUT

A cold shooting night plagued the Louisiana Ragin' Cajuns on Monday night as they dropped their third consecutive game, 57-55, to ULM at the Cajundome.

Louisiana shot a season-low 32.7 percent from the field and were just 2-for-18 from beyond the three-point line against the Warhawks who maintained sole possession of first place in the Sun Belt Conference with the win.

The Ragin' Cajuns entered the night averaging better than 92 points per game and shooting 41 percent from three on its home floor, but shot below 35 percent and hit just one three in each half against a ULM defense who came in with the second-best scoring defense in the league.

The loss negated another strong performance from Shawn Long, who finished with 19 points, nine rebounds and three blocks on the night. Devonta Walker also pulled in nine boards and put in 15 points, hitting all five of his foul shots, including four in the game's final four minutes. In all, Louisiana was 17-for-18 at the foul line on the night.

Louisiana trailed the entire first half, going into the halftime break down 32-30 after a late surge; however, they led by as much as four in the second half and by three as late as eight minutes into the second period. Brian Williams cut the lead to 50-47 with 7:34 to play with a layup, but that was the final field goal for the Cajuns for the game as they scored each of their final eight points of the game at the foul line and went just 1-for-5 from the floor in the final eight minutes.

UP NEXT

A quick turnaround awaits the Cajuns on Saturday afternoon when they travel east to take on Georgia State for the second time in just over two weeks.

LOUISIANA PROBABLE STARTERS (2014-15 Stats; *Blocks)

No.	Name	Pos.	Yr.	Pts.	Reb.	Ast.	Notes
0	Devonta Walker	F	Jr.	11.6	7.0	1.7	19/22 (.863) FT in SBC play
1	Jay Wright	G	So.	8.6	2.9	3.3	4.2 ppg in last 4 games
5	Kasey Shepherd	G	Jr.	10.4	2.9	2.7	1.9 steals per game (5th SBC)
21	Shawn Long	F	Jr.	16.2	9.8	1.9*	42 career double-doubles
31	Brian Williams	F	Sr.	12.3	4.2	0.9	Season-high 20 pts vs Georgia St.

LOUISIANA PRIMARY RESERVES (2014-15 Stats; *Blocks)

No.	Name	Pos.	Yr.	Pts.	Reb.	Ast.	Notes
3	Xavian Rimmer	G	Sr.	5.7	1.8	1.0	40.0 career 3pt FG%
4	Steven Wronkoski	G	Jr.	2.2	1.8	0.9	33.3 3pt FG%
13	Hayward Register	G	So.	4.1	1.3	0.2	46 of 51 FG attempts from 3pt line
22	Johnathan Stove	G	Fr.	4.6	1.8	1.4	52.5 FG%
23	Tiremone Williams	G	Jr.	0.6	0.9	0.7	2 TOs last 33 minutes played
32	Bryce Washington	F	Fr.	5.1	4.5	1.3	Season-high 4 assists vs ULM
44	J.J. Davenport	C	Sr.	1.3	0.6	0.1	74.0 career FT%



/RaginCajunsAthletics



@ULRaginCajuns

**QUICK FACTS****GENERAL INFORMATION**

Location: Lafayette, La.
 Founded: 1898
 President: Dr. Joseph Savoie
 Faculty Representative: Dr. Anita Hazelwood
 Director of Athletics: Scott Farmer
 Associate AD - Internal Ops: John Dugas
 Associate A.D./SWA: Dr. Jessica Leger
 Enrollment: 16,885
 Nickname: Ragin' Cajuns
 School Colors: Vermilion & White
 Conference: Sun Belt Conference
 Arena / Capacity: Cajundome (11,550)
 Website: www.RaginCajuns.com
 Athletics Twitter: @ULRaginCajuns
 MBB Twitter: @Cajunbasketball

STAFF

Head Coach: Bob Marlin (Mississippi St. '81)
 Record at Louisiana (Yrs): 76-71 (5th year)
 Division I Record (Years): 301-202 (17th year)
 Career Record: 424-237 (22nd year)
 Assistant Coaches: Neil Hardin (5th year)
 Kevin Johnson (5th year)
 Gus Hauser (2nd year)
 Director of Ops: Mike Murphy (2nd year)
 Athletic Trainer: B.J. Duplantis

HISTORY

First Season: 1911-12
 All-Time Record: 1,342-1,024 (102nd Season)
 NCAA Appearances: Six (1-6 Record)
 (1982, 1983, 1992, 1993, 2000, 2014)
 (1972, 1973, 2004, 2005 appearances vacated)
 3-5 record in vacated appearances

TEAM INFORMATION

2013-14 Overall Record: 23-12
 Home Record: 13-2
 Away Record: 6-9
 Neutral Record: 4-1
 Sun Belt Record: 11-7 (3rd)
 Sun Belt Championship: 3-0
 Postseason: 0-1 (NCAA Tournament)
 Starters Returning/Lost: 2/3
 Letterwinners Returning/Lost: 9/6
 Newcomers: 7
 Roster by Class (Fr./So./Jr./Sr.): 3/2/6/5

SPORTS INFORMATION

Asst SID (MBB Contact): Ben Rikard
 Office Phone: (337) 482-6330
 Cell Phone: (936) 554-2077
 Fax: (337) 482-6529
 E-mail Address: Ben.Rikard@louisiana.edu
 Sports Information Director: Matt Sullivan
 Office Phone: (337) 482-6331
 Press Row Phone: (337) 282-225

QUICK HITS

- Shawn Long's 22-point, 22-rebound game against South Alabama was the first 20/20 game by a Cajun since Dan Gay had 21 points and 20 rebounds against McNeese State on March 7, 1981.
- UL shot a season-low 32.7 percent against ULM on Monday night, and the 55 points was the low-est for the Cajuns on their home floor since scoring 55 on Nov. 19, 2010 against Cleveland State.
- Saturday's loss to South Alabama snapped a 12-game home win streak for the Ragin' Cajuns. It was the longest home win streak for UL in the Bob Marlin era.
- UL won 10 of its first 11 games when out-rebounding its opponent, but has dropped each of its last three games despite being +9 on the glass in each game.
- Louisiana had its streak of eight straight games scoring at least 80 points snapped at Georgia Southern. It was the longest such streak for UL since the 1989-90 squad had 11 straight 80+-point games to start the season.

SERIES vs ARKANSAS STATE

Series vs. A-STATE: UL leads 45-23

Last 5 Meetings

3/8/14	at Arkansas State	W	77-76
2/15/14	ARKANSAS STATE	W	85-67
1/12/13	ARKANSAS STATE	W	61-56
12/27/12	at Arkansas State	L	87-70
2/11/12	ARKANSAS STATE	W	68-65

Last Meeting

Elfrid Payton sank a go-ahead 3-pointer with 11.9 seconds left and the Ragin' Cajuns reached the 20-win mark for the first time since the 2002-03 season as it rallied past Arkansas State, 77-76, at the Convocation Center. Payton, who overcame a 3-for-9 performance at the free throw line, scored the last eight points for Louisiana, which trailed 57-46 with 12:28 remaining in the game. Payton's game-winning bucket came after Ed Townsel missed a jumper with ASU holding a 76-74 lead. The win clinched the No. 3 seed for Louisiana in the SBC Tournament. It also secured the 22nd 20-win season in school history for the Cajuns.

Series Notes

This will be the 69th meeting between the Cajuns and Red Wolves, with UL holding a 26-8 advantage in Lafayette. The Cajuns have won the last six games in Lafayette. UL swept the season series last year, the first time to sweep the Red Wolves since 2002.

2014-15 LOUISIANA BASKETBALL ROSTER

No.	NAME	HT/WT	CL/EXP	POS	HOMETOWN/PREVIOUS SCHOOL
0	Devonta Walker	6-7/220	Jr./TR	F	Salisbury, Md. / Parkside HS (Western Texas Coll.)
1	Jay Wright	6-1/180	So./TR	G	Rincon, Ga. / Effingham Co. HS (Casper College)
3	Xavian Rimmer	6-2/225	Sr./1L	G	Jackson, Miss./Piney Woods HS (Pearl River CC)
4	Steven Wronkoski	6-5/190	Jr./2L	G	Hammond, La./St. Thomas Aquinas HS
5	Kasey Shepherd	6-3/180	Jr./2L	G	Houston, Texas/Spring Dekaney HS
13	Hayward Register	6-2/175	So./1L	G	Lafayette, La./Comeaux HS
15	Aaron LeBlanc	6-5/195	Sr./2L	F	Charenton, La./New Iberia Catholic HS
21	Shawn Long	6-9/245	Jr./2L	F/C	Morgan City, La./Morgan City HS
22	Johnathan Stove	6-4/215	Fr./HS	G	Baton Rouge, La./Christian Life Academy
23	Tiremone Williams	6-0/180	Jr./TR	G	Abbeville, La. / Abbeville HS (Western Texas Coll.)
31	Brian Williams	6-5/210	Sr./TR	F	Baton Rouge, La./Glen Oaks HS (Oklahoma State)
32	Bryce Washington	6-6/255	Fr./HS	F	New Orleans, La./ St. Augustine HS
33	Vieux Kande	6-8/240	So./1L	C	Dakar, Senegal/Sagemont School
44	J.J. Davenport	6-6/355	Sr./1L	C	Abbeville, La./Abbeville HS (New Mexico JC)
55	Scott Plaisance	6-9/210	Fr./HS	F	New Orleans, La./ Country Day HS

Head Coach: Bob Marlin • 5th season • Mississippi State (1981)

Assistant Coaches: Neil Hardin (5th yr): Kevin Johnson (5th yr): Gus Hauser (2nd yr)

Director of Basketball Operations: Mike Murphy (2nd yr)

Managers: Ryan Welty, La'Ryan Gary

Athletic Trainer: B.J. Duplantis

Strength & Conditioning: Jason Manikowski

**TEAM SBC RANKINGS** (Jan. 19)

Category	Avg/Pct.	Rank
Scoring Offense	80.3	1st
Scoring Defense	71.6	10th
Scoring Margin	+8.8	2nd
FT%	.697	5th
FG %	.474	2nd
FG% Defense	.424	7th
3pt FG%	.347	3rd
3pt FG% Defense	.315	6th
Rebounding Margin	+6.2	2nd
Blocked Shots	4.2	2nd
Assists	15.0	1st
Steals	7.6	4th
TO Margin	-0.9	8th
Assist/TO Ratio	1.0	T-4th

INDIV. SBC RANKINGS (Jan. 19)

Individual	Category	Avg./Pct.	Rank
Shawn Long	Scoring	16.0	6th
Shawn Long	Rebounds	9.8	1st
Devonta Walker	Rebounds	6.9	T-6th
Devonta Walker	FG%	.543	6th
Shawn Long	FG%	.531	7th
Brian Williams	FG%	.513	9th
Jay Wright	Assists	3.2	9th
Kasey Shepherd	Steals	2.0	5th
Kasey Shepherd	3pt FG%	.394	5th
Shawn Long	Blocks	1.8	1st
Jay Wright	Assist/TO Ratio	1.6	8th

MID-MAJOR TOP 25 (January 19)

Rk.	Team	Record	Pts
1.	Gonzaga (31)	18-1	775
2.	Wichita State	16-2	741
3.	Northern Iowa	16-2	705
4.	Stephen F. Austin	14-3	648
5.	Green Bay	15-4	626
6.	Valparaiso	17-3	622
7.	St. Mary's	15-3	606
8.	Murray State	15-4	520
9.	Harvard	10-4	489
10.	Wofford	14-5	485
11.	BYU	15-6	454
12.	Yale	12-6	364
13.	Evansville	13-5	343
14.	Eastern Washington	13-5	290
15.	Coastal Carolina	14-4	269
16.	Sam Houston State	13-4	241
17.	UC Davis	14-3	235
18.	USC Upstate	13-6	233
19.	Buffalo	12-4	210
20.	Belmont	11-7	132
21.	Western Michigan	12-5	92
22.	Florida Gulf Coast	12-4	81
23.	Eastern Illinois	12-6	76
24.	Central Michigan	12-3	72
25.	Sacramento State	11-6	68

*The Mid-Major Top 25 is published at CollegeInsider.com and is voted on by a panel of mid-major coaches around the country, including UL head coach Bob Marlin.

20/20 VISION: Junior Shawn Long pulled off a rare feat on Saturday against South Alabama, going for 22 points and a career-high 22 rebounds. The rebound total is the 17th 20-rebound game for UL in its history and the first since Travis Bureau had 20 boards, also against the Jaguars, in 2011. Long is now tied with Lonnie Thomas' 22-rebound night against Siena in 2000 for the sixth most in a single game at UL. He is the fourth player in the nation with a 20/20 game. The list is included below:

Date	Name	School	Opp	Points	Rebounds
11/28	Alan Williams	UC Santa Barbara	Mercer	22	20
12/15	Jahlil Okafor	Duke	Elon	25	22
12/20	Anthony Livingston	Arkansas State	Marshall	20	20
1/17	Shawn Long	Louisiana	South Alabama	22	22

EIGHTY RARITY: The Ragin' Cajuns have now reached the 80-point plateau 18 times at the Cajundome in the last two years, and 32 times since 2010-11. Typically that threshold is the formula for a UL win, but that was not the case on Saturday against South Alabama. The Cajuns are now 29-3 at home when scoring 80 points under Bob Marlin with Saturday's loss being the first time they fell since a 91-89 overtime defeat on Jan. 10, 2013, also to the Jaguars. The last time Louisiana lost a game at home when scoring 80 points to a team other than South Alabama was in Marlin's first year at UL, a 93-91 overtime loss to Middle Tennessee on Jan. 8, 2010.

DOWN, BUT NOT OUT: Louisiana's win over Georgia State saw the Ragin' Cajuns rally from an early 17-point deficit to pull out the victory. UL trailed GSU 29-12 with 8:02 to play in the first half, but outscored the Panthers 28-12 in the half's final 6:55 to trail just 41-40 at the break before overtaking them in the second half. It is the largest deficit overcome for a win by the Cajuns in the Bob Marlin era, and just the third time since 2001-02 that UL has overcome at least a 15-point deficit for a win. Each of the other games were against Denver, in 2008-09 and 2001-02.

STREAK BREAKERS: The Cajuns saw its 12-game home win streak come to an end on Saturday against South Alabama. It was the longest home win streak under current head coach Bob Marlin, and the longest since winning 21 in a row at home from 2001 to 2003. The school record home win streak is 31 in a row from 1970 to 1973. Louisiana is 50-16 at the Cajundome in four-plus seasons under current head coach Bob Marlin and 7-1 this season.

HOME/AWAY SPLITS: The Cajundome has been awfully kind to the the Cajuns this year, especially compared to games away from the friendly confines. Here's a breakdown of UL's splits between games at the Dome and games away from the Dome:

Place	Record	PPG	FG%	3pt%	FT%
Cajundome	7-2	88.6	.507	.378	.703
Away/Neutral	3-6	72.1	.440	.309	.688
Away	2-5	74.4	.443	.293	.678
Neutral	1-1	64.0	.427	.391	.735

PACING THE SBC: The last two seasons the Ragin' Cajuns have produced the top-scoring offense in the Sun Belt, averaging 70.8 ppg in 2012-13 and upping that to 81.0 ppg in 2013-14. This year the Cajuns are back at it again, leading the SBC at 80.3 ppg, which is 7.0 ppg higher than second best in the league. UL is seeking to become just the third team in SBC history to lead the league in scoring for three consecutive years, with South Alabama having done it three times (1982-85) and most recently Western Kentucky four straight times (2004-08). The 80.3 ppg average for the Cajuns would be the highest average by a league team since the 1994-95 South Alabama squad averaged 84.6 ppg.

BALANCE BEAM: A balanced offensive attack has been the recipe for the Cajuns all season, helping to their league-leading 80.3 ppg average through 18 games. Louisiana currently sports four players averaging double-figure scoring, making them the only team in the SBC to do so. The Cajuns have had six different players lead them in scoring in a single game this year.



DON'T FORGET ABOUT THE BRYCE TAG: Freshman Bryce Washington has been the Cajuns' most productive option off the bench in 2014-15, and turned in a true breakout performance in UL's Jan. 5 win at Appalachian State. He surpassed his previous career high of 11 points at Auburn with 14 points in the game - 12 in the first half - while just missing a double-double with eight rebounds, three assists and two blocks in a season-high 29 minutes. He even added a pair of three-point shots against the Mountaineers and is 3-for-5 in attempts from beyond the arc this year.

MR. DOUBLE-DOUBLE: Cajun big man Shawn Long has been a double-double machine in his first two seasons, totaling 36 double-doubles as a freshman and a sophomore. He has picked up four double-doubles of 2014-15 and stands second in the NCAA in double-doubles among active players. He is one of only three non-seniors to rank in the top 10. Here is a list of the top 10 active leaders in double-doubles in the nation:

Rk.	Name	School	Class	Games	Double-Doubles
1.	Alan Williams	UC Santa Barbara	SR	103	43
2.	<i>Shawn Long</i>	<i>Louisiana</i>	<i>JR</i>	<i>83</i>	<i>42</i>
3.	Jalen Cannon	St. Francis-Brooklyn	SR	111	37
	Stephen Maxwell	Cal State-Northridge	SR	108	37
5.	Tashawn Thomas	Oklahoma*	SR	114	36
	Qusmane Drame	Quinnipiac	SR	110	36
7.	Javonte Green	Radford	SR	118	30
	Scott Eatherton	Northeastern	SR	108	30
9.	Jameel Warney	Stony Brook	JR	87	29
	Chris Horton	Austin Peay	JR	79	29

*Played Freshman-Junior seasons at University of Houston (34 double-doubles in 96 games)

FULL HOUSE: Through half of the season the Ragin' Cajun faithful have held their own at the Cajundome, pushing UL to the top of the SBC attendance charts with an average of 4,001 fans per game. That mark is more than twice as much as anyone else in the league with UT Arlington second in attendance at 1,823 per game. UL has only led the SBC in attendance one other time in its history, doing so in 2010-11 with an average of 3,919 per game. The last time UL averaged better than 4,000 a game in attendance was 2007-08 when it averaged 4,121 per game.

FIVE FOR FIGHTING: Head coach Bob Marlin has used seven different starting lineups this season, throwing out six different opening fives in the Cajuns first seven games. But UL has settled in on its first five, starting the quintet of Jay Wright, Kasey Shepherd, Brian Williams, Devonta Walker and Shawn Long in 10 of its last 12 games. The Cajuns won their first seven games using that starting lineup before dropping each of the last three. Its other five starting lineups are a combined 3-5.

TROPHY MARLIN: Head coach Bob Marlin entered his fifth season at the helm of the Ragin' Cajuns and one year removed from a 23-win season that was the team's most victories since winning 25 in 1999-2000. He is 76-71 at UL and ranks second among active head coaches in the Sun Belt Conference with career 424 victories. Last season Marlin took his second team to the NCAA Tournament, having done so twice at Sam Houston State in 2003 and 2010. Also a former national championship winning coach at Pensacola Junior College, Marlin surpassed a milestone with UL's Jan. 5 win at Appalachian State with his 300th win at the Division I level.

WORKIN' OVERTIME: Louisiana went to overtime for the first time this year in its win at UALR. Extra periods were not uncommon for UL a year ago with the Cajuns going 3-1 in OT contests. They are 10-5 in overtime games in the Bob Marlin era.

COUNTDOWN TO 1,000: Shawn Long ranks eighth in the country among active players with 846 career rebounds and is the only non-senior among the top 20 of that group. He is at ranks 12th nationally with 9.8 rebounds per game this season and is up to 10.2 per game for his career. He also needs 154 rebounds to join Roy Ebron and Marcus Stokes as the only players in Ragin' Cajuns history to pull in 1,000 rebounds at UL.

SUN BELT STANDINGS (Jan. 19)

	Overall	SBC
ULM	12-6 .667	6-1 .857
Ga. Southern	11-4 .733	4-2 .667
Georgia State	11-7 .632	5-3 .625
UT Arlington	10-7 .588	4-3 .571
Louisiana	10-8 .556	4-3 .571
Texas State	10-7 .588	4-4 .500
South Alabama	6-12 .333	4-4 .500
Appalachian St.	6-10 .375	3-4 .429
Arkansas St.	8-9 .471	3-5 .375
Troy	7-9 .438	2-5 .286
UALR	6-11 .353	1-6 .143

LOUISIANA HONOR ROLL

SHAWN LONG

- Midseason Lou Henson Award Watch List
- SBC Player of the Week (12/16/14)
- SBC Player of the Week (1/5/15)
- LSWA Player of the Week (12/15/14)
- Preseason all-SBC First Team
- Preseason No. 79 player in the country (CBSSports.com)
- Preseason Lou Henson Award Watch List

XAVIAN RIMMER

- Preseason all-SBC Second Team Team

UL vs 2014-15 OPPONENTS

Louisiana College	52-20
Tulsa	1-3
Auburn	3-6
Milwaukee	0-1
Oral Roberts	5-2
Jackson State	3-2
McNeese State	55-35
Louisiana Tech	58-68
Centenary	20-21
Milligan College	1-0
Northwestern State	34-39
UALR	24-17
Troy	11-5
Appalachian State	3-0
Georgia State	4-4
Georgia Southern	2-2
South Alabama	25-25
ULM	49-21
Arkansas State	45-23
Texas State	3-0
UT Arlington	15-5



SPECIALITY STATS

(POT - Points off turnovers; PP - Points in the paint;
2nd - Second chance points; FAST - Fast-break points;
BP - Points off the bench)

(Louisiana-Opponent)					
Opponent	PP	POT	2nd	FAST	BP
Louisiana Coll.	50-32	28-20	18-8	12-0	35-6
Tulsa	24-34	11-20	4-6	4-12	21-18
Auburn	46-48	18-24	14-17	6-10	42-18
Milwaukee	26-16	23-11	4-6	8-2	22-22
Oral Roberts	36-22	19-10	12-7	8-0	55-15
Jackson State	36-36	21-15	7-8	4-2	18-18
McNeese State	52-38	19-14	20-24	6-12	14-11
Louisiana Tech	52-44	12-18	21-5	8-6	18-11
Centenary	56-22	27-6	18-17	18-6	58-10
Milligan Coll.	50-26	27-6	16-9	14-0	39-18
Northwestern St.	44-52	17-25	25-14	8-6	25-18
UALR	36-32	12-7	20-12	4-2	25-38
Troy	50-34	21-8	8-7	14-6	10-6
Appalachian St.	48-36	17-11	15-11	10-8	23-27
Georgia State	26-44	24-16	6-6	10-12	10-11
Ga. Southern	34-34	12-9	19-18	6-6	27-23
South Alabama	34-40	9-8	16-9	4-8	14-16
ULM	32-30	10-13	13-4	4-8	5-17
Arkansas State	--	--	--	--	--
Georgia State	--	--	--	--	--
South Alabama	--	--	--	--	--
Texas State	--	--	--	--	--
Appalachian St.	--	--	--	--	--
UT Arlington	--	--	--	--	--
ULM	--	--	--	--	--
Troy	--	--	--	--	--
Texas State	--	--	--	--	--
UT Arlington	--	--	--	--	--
Ga. Southern	--	--	--	--	--
UALR	--	--	--	--	--
Arkansas State	--	--	--	--	--
UL TOTAL	742	319	256	148	461
UL AVG	41.2	17.7	14.2	8.2	25.6
OPP TOTAL	620	249	188	120	303
OPP AVG	34.4	13.8	10.4	6.6	16.8

CLUTCH FREE THROWS

(Final 3 Minutes + Regulation & OT)

Player	FT-FTA	Pct.
Devonta Walker	8-8	1.000
Johnathan Stove	4-4	1.000
Steven Wronkoski	2-2	1.000
Hayward Register	2-2	1.000
Brian Williams	2-2	1.000
Tiremone Williams	2-2	1.000
Xavian Rimmer	7-9	.778
Shawn Long	7-9	.778
Bryce Washington	4-6	.667
Kasey Shepherd	8-11	.727
Jay Wright	6-12	.500
Vieux Kande	1-2	.500
Donovan Williams	1-2	.500
Total	54-71	.761

BOARDING UP: With 47 rebounds at UALR, the Ragin' Cajuns picked up their fifth straight game with at least 40 rebounds. It is the first time they have had five straight games with at least 40 rebounds since a five-game stretch from January 25 to February 9 of 2012. In all, they have pulled in 40+ rebounds in 11 of 18 games this season.

E FOR EFFICIENT: Through 17 games the Ragin' Cajuns lead the Sun Belt Conference and rank 26th nationally with its .482 field goal percentage, a mark 17 points higher than its .465 mark at season's end a year ago. That is aided by three players - Devonta Walker (.543), Shawn Long (.531) and Brian Williams (.500) - ranking in the SBC top 10, making UL the only team in the league to put three players among the league's top 10. The Ragin' Cajuns have had just four seasons since 1994-95 in which the team shot better than .450, with the school record for field goal percentage standing as .521 set by the 1977-78 squad.

MONEY FROM THE REGISTER: After missing three straight games with injury, sophomore Hayward Register made his return to the court at Georgia Southern and made an immediate impact. Register cashed in with four of UL's seven three-point buckets as they closed the game 7-for-16 from the arc after misfiring on their first nine. It was his second game this year with four triples and gave him a three in nine of 11 games played. Of his 50 field goal tries this year, 45 have been threes.

RECORD-SETTING PERFORMANCE: The Ragin' Cajuns rained in 16 three-point buckets in its 115-59 win over Centenary, needing just 26 tries from beyond the arc to do so. The performance surpassed the previous record of 15 threes, done three times and most recently in 2009 at Troy. The mark is also the highest by a Sun Belt Conference team this season. Xavian Rimmer led the way with five threes, while Hayward Register had four and Kasey Shepherd and Donovan Williams added two apiece.

THE MIGHTY KASEY: Kasey Shepherd had just seven double-digit scoring games in his career entering this season, but has already eclipsed that total with 10 this year. He is 11th in the SBC in three-point percentage (.371), but is making a defensive impact as well, also ranking fifth in the league with 1.9 steals per game.

LONG ENTERS TOP 30: Junior Shawn Long has 73 double-figure scoring games in 83 career games played. Long's 1,401 points ranks 21st all-time at UL, and he needs 12 more points to move past Dion Brown into the No. 20 spot at UL in all-time scoring. With 199 more points this year he would become just the 13th 1,500-point scorer in UL history.

THE WRIGHT STUFF: Sophomore Jay Wright has taken firm hold of the Cajuns' point guard spot, locking down the position with starts in 16 of his 17 games this year. He has steadily moved up the charts in assist/turnover ratio, now ranking eighth in the league with a 1.7 assist/turnover mark. But he took over in the scoring column on vs Troy, scoring a career-high 20 points against the Trojans, hitting a season-high three triples and leading the Cajuns in scoring for the first time this season.

CHARITY CASES: One of the primary areas of point production a year ago for the Ragin' Cajuns came at the free throw line. Despite hitting at a .671 mark from the line, the Cajuns took 913 shots from the charity stripe, a total that was 128 more than any other team in the SBC. That led to 613 made foul shots, another mark that was tops in the league. Through games on Jan. 19, the Cajuns lead the SBC and rank 34th nationally in free throw attempts (435) and rank 27th nationally in makes (303), ranking fifth in the SBC in free throw percentage (.697).

COWBOY TURNED CAJUN: Senior forward Brian Williams has been as advertised for the Ragin' Cajuns early in the season, ranking second for UL in points (12.3 ppg) and fourth in rebounds (4.2 rpg). He has one year of eligibility remaining after a three-year career at Oklahoma State. Originally from Baton Rouge, La., he played a big role for Travis Ford's club for three years, helping OSU to the NCAA Tournament each of the past two seasons. Williams played in 80 games there, making 46 starts in Stillwater and averaging 7.2 points and 3.1 rebounds for his career. His graduation from OSU with a degree in education freed him up to return to his home state where he is pursuing a graduate degree in kinesiology.

**THE LAST TIME ...****A PLAYER SCORED 30+ POINTS**

UL: 31 - Elfrid Payton, at Western Kentucky — 3/6/14
OPP: 30 - Doug McDermott, vs Creighton — 3/21/14

A PLAYER SCORED 40+ POINTS

UL: 44 - Andrew Toney, vs Auburn - 12/22/79
OPP: 40 - Anthony Winchester, at Western Kentucky - 1/29/04

A PLAYER HAD 10+ REBOUNDS

UL: 22 - Shawn Long vs South Alabama — 1/17/15
OPP: 10 - Taishaun Johnson, South Alabama — 1/17/15

A PLAYER HAD 20+ REBOUNDS

UL: 22 - Shawn Long, vs South Alabama — 1/17/15

A PLAYER HAD 10+ ASSISTS

UL: 11 - Elfrid Payton, at ULM — 1/4/14
OPP: 10 - Jalan West, at Northwestern State - 12/20/14

A PLAYER HAD 20+ POINTS AND 20+ REBOUNDS

UL: 22 pts, 22 reb - Shawn Long, vs South Alabama — 1/17/15

A CAJUN RECORDED A TRIPLE DOUBLE

Elfrid Payton at ULM — 1/4/14
34 points, 11 rebounds, 11 assists

A PLAYER HAD 6 OR MORE 3-PT FIELD GOALS

UL: 7, Xavian Rimmer - vs. Georgia State — 3/16/14

A TEAM ATTEMPTED 30 OR MORE FREE THROWS

UL: 38, vs Georgia State — 1/8/15

A TEAM MADE 30 OR MORE FREE THROWS

UL: 31, vs Georgia State — 1/8/15

A TEAM HAD 10+ BLOCKS

UL: 10, vs Jackson State — 12/3/14

A TEAM SCORED 125+ POINTS

UL: 127, vs Tennessee State — 12/20/90
OPP: Louisiana has allowed 114 points twice

A TEAM SCORED 100 + POINTS

UL: 115 - vs Milligan College — 12/17/14 (UL won, 115-76)
OPP: 105 - at Auburn — 11/21/14 (Auburn won, 105-80)

A TEAM WAS HELD UNDER 50 POINTS

UL: 49, at Western Kentucky — 1/17/13 (lost, 72-49)
OPP: 49, at UALR — 1/19/12 (won, 68-49)

LOUISIANA PLAYED AN OVERTIME GAME

83-79 win at UALR (12/30/14)

LOUISIANA WON A NON-CONFERENCE ROAD GAME

12/4/13: Louisiana 89, Louisiana Tech 80

SEASON HIGHS

Louisiana-Opponent Comparison

Points

UL: 115, twice
OPP: 105 at Auburn (11/21/14)

Field Goals

UL: 44 vs Centenary (12/13/14)
OPP: 36 at Auburn (11/21/14)

Field Goal Attempts

UL: 74, twice
OPP: 76 vs Milligan College (12/17/14)

Field Goal Percentage

UL: 59.5 vs Centenary (12/13/14)
OPP: 55.2 vs South Alabama (1/17/15)

3-Point Field Goals

UL: 16 vs Centenary (12/13/14)
OPP: 11 at Auburn (11/21/14)

3-Point FG Attempts

UL: 25, twice
OPP: 26, twice

3-Point FG Percentage

UL: 61.5 vs Centenary (12/13/14)
OPP: 58.3 vs South Alabama (1/17/15)

Free Throws Made

UL: 31 vs Georgia State (1/8/15)
OPP: 24 at McNeese State (12/6/14)

Free Throw Attempts

UL: 38 vs Georgia State (1/8/15)
OPP: 29, three times

Free Throw Percentage

UL: 94.4 vs ULM (1/19/15)
OPP: 82.8 at McNeese State (12/6/14)

Rebounds

UL: 49, twice
OPP: 47 at McNeese State (12/6/14)

Rebounding Margin

UL: +22 vs La. College (11/14/14)
OPP: +11 vs Milwaukee (11/24/14)

Assists

UL: 26 vs Centenary (12/13/14)
OPP: 19 at Auburn (11/21/14)

Turnovers

UL: 25 at Tulsa (11/17/14)
OPP: 22 vs Milwaukee (11/24/14)

Turnover Margin

UL: +10 vs Troy (1/3/15)
OPP: +10 at Auburn (11/21/14)

Steals

UL: 14 vs Centenary (12/13/14)
OPP: 11 at McNeese State (12/6/14)

Blocks

UL: 10 vs Jackson State (12/3/14)
OPP: 7 vs LA Tech (12/10/14)

Attendance 6105 vs South Ala. (1/17/15)
Att. at OPP: 8120 at Auburn (11/21/14)

**Louisiana Starting Lineups**

Opponent	PG	SG	SF	PF	C	Result
Louisiana Coll.	Wright	Rimmer	B. Williams	Walker	Long	W, 85-57
Tulsa	Wright	Rimmer	B. Williams	Walker	Long	L, 64-53
Auburn	T. Williams	Rimmer	B. Williams	Walker	Long	L, 105-80
Milwaukee	Wright	Rimmer	Stove	Washington	Davenport	L, 56-52
Oral Roberts	Wright	Rimmer	B. Williams	Washington	Davenport	W, 76-52
Jackson State	Wright	Shepherd	B. Williams	Walker	Long	W, 76-53
McNeese State	Shepherd	Rimmer	B. Williams	Walker	Long	L, 80-70
Louisiana Tech	Wright	Shepherd	B. Williams	Walker	Long	W, 94-86
Centenary	Wright	Shepherd	B. Williams	Walker	Long	W, 115-59
Milligan Coll.	Wright	D. Williams	B. Williams	Walker	Long	W, 115-76
Northwestern St.	Wright	Rimmer	B. Williams	Walker	Long	L, 89-85
UALR	Wright	Shepherd	B. Williams	Walker	Long	W, 83-79 OT
Troy	Wright	Shepherd	B. Williams	Walker	Long	W, 91-64
Appalachian St.	Wright	Shepherd	B. Williams	Walker	Long	W, 80-64
Georgia State	Wright	Shepherd	B. Williams	Walker	Long	W, 84-80
Ga. Southern	Wright	Shepherd	B. Williams	Walker	Long	L, 78-70
South Alabama	Wright	Shepherd	B. Williams	Walker	Long	L, 89-82
ULM	Wright	Shepherd	B. Williams	Walker	Long	L, 57-55
Arkansas State	--	--	--	--	--	
Georgia State	--	--	--	--	--	
South Alabama	--	--	--	--	--	
Texas State	--	--	--	--	--	
Appalachian St.	--	--	--	--	--	
UT Arlington	--	--	--	--	--	
ULM	--	--	--	--	--	
Troy	--	--	--	--	--	
Texas State	--	--	--	--	--	
UT Arlington	--	--	--	--	--	
Ga. Southern	--	--	--	--	--	
UALR	--	--	--	--	--	
Arkansas State	--	--	--	--	--	

Starting Lineups

Starting Lineups	Record
Wright/Shepherd/B. Williams/Walker/Long	7-3
Wright/Rimmer/B. Williams/Washington/Davenport	1-0
Wright/D. Williams/B. Williams/Walker/Long	1-0
Wright/Rimmer/B. Williams/Walker/Long	1-2
T. Williams/Rimmer/B. Williams/Walker/Long	0-1
Wright/Rimmer/Stove/Washington/Davenport	0-1
Shepherd/Rimmer/B. Williams/Walker/Long	0-1

Name	Total Starts	Record When Starting
Brian Williams	15	10-7
Jay Wright	14	10-6
Shawn Long	14	9-7
Devonta Walker	14	9-7
Kasey Shepherd	10	7-4
Xavian Rimmer	7	2-5
J.J. Davenport	2	1-1
Bryce Washington	2	1-1
Donovan Williams	1	1-0
Johnathan Stove	1	0-1
Tiremone Williams	1	0-1



CAREER RECORDS WATCH

Points

- 3,493 by Dwight Lamar, 1970-73
- 2,526 by Andrew Toney, 1977-80
- 2,294 by Kevin Brooks, 1988-91
- 2,128 by Marvin Winkler, 1967-70
- 2,058 by Jerry Flake, 1966-69
- 1,762 by Graylin Warner, 1981-84
- 1,683 by Roy Ebron, 1971-73
- 1,673 by Michael Allen, 1992-94
- 1,596 by Ed McCauley, 1952-55
- 1,592 by Byron Starks, 1991-94
- 1,587 by Tim Thompson, 1958-61
- 1,546 by Dean Church, 1961-62; 64-65
- 1,474 by Kevin Figaro, 1978-81
- 1,436 by George Almones, 1983-85
- 1,433 by Larry Simon, 1959-62
- 1,425 by Elfrid Payton, 2011-14
- 1,421 by Dion Rainey, 1977-80
- 1,419 by Sydney Grider, 1988-90
- 1,414 by Aaron Mitchell, 1988-91
- 1,412 by Dion Brown, 1981-84
- 1,401 by Shawn Long, 2012-Present**
- 1,394 by Todd Hill, 1990-93
- 1,382 by Chris Manuel, 1995-98
- 1,378 by Bobby Cutrer, 1962-66
- 1,369 by Reginald Poole, 1994-99
- 1,355 by Bill McHorris, 1958-61
- 1,300 by Randal Smith, 1984-88

Rebounds

- 1,064 by Roy Ebron, 1971-73
- 1,046 by Marcus Stokes, 1989-92
- 926 by Dion Brown, 1981-84
- 846 by Shawn Long, 2012-Present**
- 842 by Reginald Poole, 1995-97
- 780 by Fred Saunders, 1971-73
- 768 by Elvin Ivory, 1967-68
- 749 by Dion Rainey, 1977-80
- 746 by Randal Smith, 1985-88
- 722 by Tim Thompson, 1959-61

Blocked Shots

- 258 by Michael Southall, 2001-06
- 186 by Shawn Long, 2012-Present**
- 169 by Reginald Poole, 1994-99
- 120 by Tyren Johnson, 2006-10
- 110 by Marvin Lancaster, 1986-89
- 87 by Graylin Warner, 1980-84
- 85 by Marcus Stokes, 1988-92
- 78 by Chris Manuel, 1995-98
- 78 by Lonnie Thomas, 1998-01
- 73 by Alonza Allen, 1980-84
- 73 by Kadeem Coleby, 2011-12

TEAM NAT'L RANKS (Jan. 19)

Category	Avg/Pct.	Rank
Scoring Offense	80.3	14th
Scoring Defense	71.6	296th
Scoring Margin	+8.8	63rd
FG %	.474	36th
FG% Defense	.424	172nd
3pt FG%	.347	156th
3pt FG% Defense	.315	88th
FT%	.697	151st
FT Attempts	435	34th
FT Made	303	27th
Total Rebounds	729	15th
Rebounding Margin	+6.2	33rd
Blocked Shots	4.2	94th
Assists Per Game	15.0	44th
Total Assists	270	48th
Assist/TO Ratio	0.9	164th
Turnovers Per Game	15.2	314th
TO Margin	-0.9	246th

INDIV. NAT'L RANKS (Jan. 19)

Individual	Category	Avg./Pct.	Rank
Shawn Long	Points	16.2	126th
Shawn Long	FG%	.532	49th
Shawn Long	Rebounds	9.8	19th
Devonta Walker	Rebounds	7.0	154th
Shawn Long	Blocks	1.9	68th
Kasey Shepherd	Steals	1.9	75th
Shawn Long	Double-Doubles	6	37th

**bob
MARLIN**

HEAD COACH
5TH SEASON
@bobbymarlin

THE MARLIN FILE**EDUCATION**

Alma Mater: B.S., Mississippi State, 1981
M.Ed., ULM, 1983

THE MARLIN WORKSHEET

YEAR	SCHOOL	RECORD
2014-15	Louisiana	10-8
2013-14	Louisiana	23-12
2012-13	Louisiana	13-20
2011-12	Louisiana	16-16
2010-11	Louisiana	14-15
2009-10	Sam Houston St.	25-8
2008-09	Sam Houston St.	18-12
2007-08	Sam Houston St.	23-8
2006-07	Sam Houston St.	21-10
2005-06	Sam Houston St.	22-9
2004-05	Sam Houston St.	18-12
2003-04	Sam Houston St.	13-15
2002-03	Sam Houston St.	23-7
2001-02	Sam Houston St.	14-14
2000-01	Sam Houston St.	16-13
1999-00	Sam Houston St.	22-7
1998-99	Sam Houston St.	10-16
1994-95	Pensacola JC	22-8
1993-94	Pensacola JC	21-9
1992-93	Pensacola JC	31-5
1991-92	Pensacola JC	24-7
1990-91	Pensacola JC	25-6
TOTALS	22 seasons	424-237
UL Totals	5 seasons	76-71
SHSU Totals	12 seasons	225-131
PJC Totals	5 seasons	123-35
Division I	17 seasons	301-202

MARLIN vs 2014-15 OPPONENTS

OPPONENT	RECORD
Louisiana College	5-0
Tulsa	1-1
Auburn	1-1
Milwaukee	3-1
Oral Roberts	2-0
Jackson State	1-1
McNeese State	15-12
Louisiana Tech	2-0
Centenary	3-0
Milligan College	1-0
Northwestern State	14-10
UALR	5-4
Troy	5-1
Appalachian State	1-0
Georgia State	2-2
Georgia Southern	0-1
South Alabama	2-6
ULM	16-5
Texas State	15-9
UT Arlington	18-8
Arkansas State	6-4
TOTAL	118-65

2014-15 TRENDS**General**

Overall	10-8
Leading at the half	8-1
Trailing at the half	2-7
Tied at the half	0-0
Playing on TV	0-2
Playing in tournaments	1-1

By Month

November	2-3
December	5-2
January	3-3
February	0-0
March	0-0

By Days of the Week

Monday	1-3
Tuesday	2-0
Wednesday	3-0
Thursday	1-1
Friday	1-1
Saturday	2-3
Sunday	0-0

By Location

at home	7-2
on the road	2-5
at a neutral site	1-1
vs. SBC at home	2-2
vs. SBC on the road	2-1

Margins

largest lead	58 vs Centenary
largest deficit	27 at Auburn
largest win margin	56 vs Centenary
largest loss margin	25 at Auburn

With 5 Minutes Left

Leading	10-0
Trailing	0-8
Tied	0-0

Offensively

Louisiana scores fewer than 60	0-3
Louisiana scores 60-69	0-0
Louisiana scores 70-79	2-2
Louisiana scores 80-89	4-3
Louisiana scores 90-99	2-0
Louisiana scores 100 or more	2-0

Defensively

OPP scores fewer than 60	4-2
OPP scores 60-69	2-1
OPP scores 70-79	2-1
OPP scores 80-89	2-3
OPP scores 90-99	0-0
OPP scores 100 or more	0-1

On the Boards

Louisiana Leads	10-4
Louisiana Trails	0-4
Rebounding is tied	0-0
Louisiana gets fewer than 25	0-0
Louisiana gets 25-plus	10-6
Louisiana gets 30-plus	9-7
Louisiana gets 35-plus	8-5
Louisiana gets 40-plus	7-4
Louisiana gets 50-plus	0-0

Double-Figure Rebounders

Louisiana has 0	6-5
Louisiana has 1	3-2
Louisiana has 2	1-1
Louisiana has 3	0-0
OPP has 0	9-3
OPP has 1	1-4
OPP has 2	0-1
OPP has 3	0-0

At the Line


Louisiana attempts more FT	6-4
OPP attempts more FT	4-4
FT attempts are tied	0-0
Louisiana has better FT %	7-4
Opp has better FT %	3-4
FT % is tied	0-0

From the Field

Louisiana shoots < 35%	0-2
Louisiana shoots > 35%	10-6
Louisiana shoots > 40%	10-4
Louisiana shoots > 45%	8-1
Louisiana shoots > 50%	8-1
Louisiana shoots > 55%	4-0
OPP shoots < 35%	3-0
OPP shoots > 35%	7-8
OPP shoots > 40%	5-6
OPP shoots > 45%	2-3
OPP shoots > 50%	1-2
OPP shoots > 55%	0-1

Double-Figure Scorers

Louisiana has 0	0-0
Louisiana has 1	0-1
Louisiana has 2	2-2
Louisiana has 3	1-2
Louisiana has 4	3-1
Louisiana has 5 or more	4-2
OPP has 0	0-0
OPP has 1	1-2
OPP has 2	2-0
OPP has 3	4-1
OPP has 4	3-3
OPP has 5 or more	0-2



0

Walker Notes

- 2013-14 All-WJCAC Selection

- Averaged 16.4 points and 6.4 rebounds for Western Texas in 2013-14

- Scored 20 points in season opener vs LC, making him first Cajun since Tiras Wade in 2004-05 to have a 20-point outing in his UL debut

Misc.

Games With	Total	UL Record
Led UL In Points	3	2-1
Led UL in Reb.	5	2-3
Led UL in Assists	2	2-0
10+ Points	10	7-2
20+ Points	2	1-1
2+ 3-pt FG	--	--
2+ Blocks	--	--
2+ Assists	5	4-1
10+ Rebounds	2	1-1
2+ Steals	4	1-3

devonta WALKER

Forward | 6-7 | 220 | Junior - TR

Salisbury, Md. | Parkside HS | Western Texas College

Walker Career Highs

Points: 23, at Northwestern State -- 12/20/14

Rebounds: 19, at Northwestern State -- 12/20/14

Assists: 5, at Northwestern State -- 12/20/14

Steals: 2, at Georgia Southern -- 01/15/15; ULM -- 1/19/15; at Tulsa -- 11/17/14

Blocks: 1, 6 times

FG made: 8, at Northwestern State -- 12/20/14

FG attempts: 15, at Northwestern State -- 12/20/14

3FG made: 1, at Tulsa -- 11/17/14; at UALR -- 12/30/14

3FG attempts: 1, 4 times

FT made: 9, Jackson State -- 12/3/14

FT attempts: 10, Jackson State -- 12/3/14

2014-15 Game By Game


Opponent	Date	gs	min	Total		3-Pointers		Free throws		Rebounds				pf	a	t/o	blk	stl	pts	avg	
				fg-fg	pct	3fg-fga	pct	ft-ft	pct	off	def	tot	avg								
LOUISIANA COLLEGE	11/14/14	*	27	7-8	.875	0-1	.000	6-8	.750	2	5	7	7.0	1	2	2	1	1	20	20.0	
at Tulsa	11/17/14	*	27	1-6	.167	1-1	1.000	0-0	.000	1	3	4	5.5	4	2	6	0	2	3	11.5	
at Auburn	11/21/14	*	15	1-2	.500	0-0	.000	2-3	.667	0	4	4	5.0	2	1	5	0	1	4	9.0	
vs Milwaukee	11-24-14		27	3-11	.273	0-0	.000	4-5	.800	2	4	6	5.3	1	0	4	0	1	10	9.3	
vs Oral Roberts	11/25/14		16	4-7	.571	0-0	.000	5-7	.714	0	4	4	5.0	3	0	3	0	1	13	10.0	
JACKSON STATE	12/3/14	*	28	5-9	.556	0-0	.000	9-10	.900	2	6	8	5.5	2	2	3	0	1	19	11.5	
at McNeese State	12/6/14	*	19	3-6	.500	0-0	.000	2-2	1.000	4	2	6	5.6	4	2	0	0	0	8	11.0	
LOUISIANA TECH	12/10/14	*	25	4-8	.500	0-0	.000	0-0	.000	2	4	6	5.6	3	3	6	1	0	8	10.6	
CENTENARY	12/13/14	*	19	6-9	.667	0-0	.000	2-3	.667	4	4	8	5.9	2	0	4	1	1	14	11.0	
MILLIGAN COLLEGE	12/17/14	*	23	7-7	1.000	0-0	.000	1-4	.250	2	3	5	5.8	0	2	0	0	2	15	11.4	
at Northwestern State	12/20/14	*	38	8-15	.533	0-0	.000	7-9	.778	7	12	19	7.0	0	5	3	1	1	23	12.5	
at UALR	12/30/14	*	24	3-9	.333	1-1	1.000	0-0	.000	3	8	11	7.3	1	0	1	0	0	7	12.0	
TROY	1/3/15	*	25	4-6	.667	0-1	.000	1-1	1.000	2	3	5	7.2	2	4	0	0	0	9	11.8	
at Appalachian State	1/5/15	*	13	4-7	.571	0-0	.000	2-3	.667	1	2	3	6.9	5	4	2	0	1	10	11.6	
GEORGIA STATE	1/5/15	*	36	5-6	.833	0-0	.000	5-5	1.000	1	5	6	6.8	1	3	2	1	0	15	11.9	
at Georgia Southern	01/15/15	*	22	4-9	.444	0-0	.000	0-0	.000	1	6	7	6.8	2	0	3	0	2	8	11.6	
SOUTH ALABAMA	1/17/15	*	20	1-4	.250	0-0	.000	6-8	.750	6	2	8	6.9	2	0	1	0	0	8	11.4	
ULM	1/19/15	*	29	5-9	.556	0-0	.000	5-5	1.000	5	4	9	7.0	2	0	3	1	2	15	11.6	
Totals			16	433	75-138	.543	2-4	.500	57-73	.781	45	81	126	7.0	37	30	48	6	16	209	11.6

Games played: 18
Minutes/game: 24.1
Points/game: 11.6
FG Pct: 54.3
3FG Pct: 50.0
FT Pct: 78.1

Rebounds/game: 7.0
Assists/game: 1.7
Turnovers/game: 2.7
Assist/turnover ratio: 0.6
Steals/game: 0.9
Blocks/game: 0.3

Walker Career Stats

			Total		3-Point		F-Throws		Rebounds											Scoring	
Season	gp-gs	min/avg	fg-fga	pct	fg-fga	pct	ft-fa	pct	off	def	tot	avg	pf	fo	ast	to	blk	stl	pts	avg	
2014-15	18-16	433/24.1	75-138	.543	2-4	.500	57-73	.781	45	81	126	7.0	37	1	30	48	6	16	209	11.6	
TOTAL	18-16	433/24.1	75-138	.543	2-4	.500	57-73	.781	45	81	126	7.0	37	1	30	48	6	16	209	11.6	



1

Wright Notes

- Eighth in SBC in Assist/Turnover Ratio (1.6)
- Leads team with 3.2 assists per game
- Scored career-best 20 points in win over Troy
- 2013-14 Northern Conference Player of the Year
- Transferred after freshman season, giving him three years of eligibility remaining with the Cajuns

Misc.

Games With	Total	UL Record
Led UL In Points	1	1-0
Led UL in Assists	9	5-4
10+ Points	7	4-3
20+ Points	1	1-0
5+ Assists	5	3-2
2+ 3-pt FG	3	3-0
5+ Rebounds	5	4-1
2+ Steals	4	4-0
2+ Blocks	1	1-0

Jay WRIGHT

Guard | 6-1 | 180 | Sophomore - TR**Rincon, Ga. | Effingham Co. HS | Casper College**

Wright Career Highs

Points: 20, Troy -- 1/3/15
 Rebounds: 6, Jackson State -- 12/3/14
 Assists: 6, Georgia State -- 1/5/15; Louisiana College -- 11/14/14
 Steals: 3, Louisiana Tech -- 12/10/14
 Blocks: 2, Jackson State -- 12/3/14
 FG made: 8, Troy -- 1/3/15
 FG attempts: 11, South Alabama -- 1/17/15; Troy -- 1/3/15
 3FG made: 3, Troy -- 1/3/15; Georgia State -- 1/5/15
 3FG attempts: 5, at Auburn -- 11/21/14
 FT made: 5, at Appalachian State -- 1/5/15; Louisiana Tech -- 12/10/14; at Northwestern State -- 12/20/14
 FT attempts: 8, at Northwestern State -- 12/20/14

2014-15 Game By Game


Opponent	Date	gs	min	total		3-Pointers		Free throws		Rebounds				pf	a	t/o	blk	stl	pts	avg	
				fg	pct	3fg	pct	ft	pct	off	def	tot	avg								
LOUISIANA COLLEGE	11/14/14	*	17	2-5	.400	0-1	.000	2-2	1.000	0	1	1	1.0	3	6	4	0	1	6	6.0	
at Tulsa	11/17/14	*	8	0-2	.000	0-0	.000	0-0	.000	0	0	0	0.5	1	0	1	0	0	0	3.0	
at Auburn	11/21/14	*	17	3-8	.375	1-5	.200	4-7	.571	1	1	2	1.0	3	2	1	0	0	11	5.7	
vs Milwaukee	11-24-14	*	26	2-9	.222	1-3	.333	4-4	1.000	0	3	3	1.5	3	2	3	0	1	9	6.5	
vs Oral Roberts	11/25/14	*	18	3-4	.750	0-0	.000	0-1	.000	2	1	3	1.8	0	1	5	1	0	6	6.4	
JACKSON STATE	12/3/14	*	27	1-6	.167	0-1	.000	4-6	.667	1	5	6	2.5	2	4	0	2	2	6	6.3	
LOUISIANA TECH	12/10/14	*	31	3-10	.300	2-3	.667	5-6	.833	0	5	5	2.9	2	3	1	1	3	13	7.3	
CENTENARY	12/13/14	*	15	1-4	.250	0-1	.000	2-2	1.000	0	4	4	3.0	1	4	0	0	1	4	6.9	
MILLIGAN COLLEGE	12/17/14	*	18	3-6	.500	1-2	.500	3-4	.750	2	3	5	3.2	0	5	2	0	0	10	7.2	
at Northwestern State	12/20/14	*	24	3-6	.500	1-1	1.000	5-8	.625	0	0	0	2.9	5	3	3	0	2	12	7.7	
at UALR	12/30/14	*	25	1-6	.167	0-1	.000	3-6	.500	1	0	1	2.7	2	4	0	0	0	5	7.5	
TROY	1/3/15	*	30	8-11	.727	3-4	.750	1-2	.500	1	1	2	2.7	2	2	3	0	1	20	8.5	
at Appalachian State	1/5/15	*	28	2-5	.400	0-1	.000	5-6	.833	1	4	5	2.8	3	3	0	1	2	9	8.5	
GEORGIA STATE	1/5/15	*	29	4-8	.500	3-4	.750	2-4	.500	0	1	1	2.7	1	6	5	0	2	13	8.9	
at Georgia Southern	01/15/15	*	31	1-9	.111	0-4	.000	3-7	.429	1	2	3	2.7	4	5	3	0	1	5	8.6	
SOUTH ALABAMA	1/17/15	*	27	4-11	.364	1-3	.333	3-6	.500	0	3	3	2.8	3	1	1	0	0	12	8.8	
ULM	1/19/15	*	28	2-6	.333	0-1	.000	2-2	1.000	0	5	5	2.9	1	5	1	0	0	6	8.6	
Totals			16	399	43-116	.371	13-35	.371	48-73	.658	10	39	49	2.9	36	56	33	5	16	147	8.6

Games played: 17
 Minutes/game: 23.5
 Points/game: 8.6
 FG Pct: 37.1
 3FG Pct: 37.1
 FT Pct: 65.8

Rebounds/game: 2.9
 Assists/game: 3.3
 Turnovers/game: 1.9
 Assist/turnover ratio: 1.7
 Steals/game: 0.9
 Blocks/game: 0.3

Wright Career Stats

			Total		3-Point		F-Throws		Rebounds											Scoring	
Season	gp-gs	min/avg	fg-fga	pct	fg-fga	pct	ft-fa	pct	off	def	tot	avg	pf	fo	ast	to	blk	stl	pts	avg	
2014-15	17-16	399/23.5	43-116	.371	13-35	.371	48-73	.658	10	39	49	2.9	36	1	56	33	5	16	147	8.6	
TOTAL	17-16	399/23.5	43-116	.371	13-35	.371	48-73	.658	10	39	49	2.9	36	1	56	33	5	16	147	8.6	



3

Rimmer Notes

- 5 3pt FG vs Centenary in a span of just 2:36
- Preseason All-SBC Second Team
- 2014 SBC All-Tournament Team
- Scored 27 points in SBC Tournament Championship game vs Georgia State
- Ranked sixth in the SBC in three-point percentage in 2013-14 (.432)
- 2011-12 SWAC Freshman of the Year at Alcorn State

Misc.

Games With	Total	UL Record
Led UL In Points	1	0-1
Led UL in Reb.	--	--
10+ Points	4	1-3
20+ Points	--	--
2+ 3-pt FG	2	2-0
3+ Assists	3	2-1
5+ Rebounds	1	0-1
2+ Steals	2	1-1

xavian RIMMER

Guard | 6-2 | 225 | Senior - 1L**Jackson, Miss. | Piney Woods HS | Pearl River CC**

Rimmer Career Highs

Points: 27, vs Georgia State -- 3/16/14
 Rebounds: 7, at Coastal Carolina -- 11/24/13
 Assists: 4, McNeese State -- 11/12/13
 Steals: 3, at Louisiana Tech -- 12/04/13; at Jackson State -- 12/19/13
 Blocks: 1, at UALR -- 01/30/14
 FG made: 8, vs Georgia State -- 3/16/14
 FG attempts: 18, vs Georgia State -- 3/16/14
 3FG made: 7, vs Georgia State -- 3/16/14
 3FG attempts: 12, vs Georgia State -- 3/16/14
 FT made: 8, UALR -- 02/13/14
 FT attempts: 10, UALR -- 02/13/14

2014-15 Game By Game

Opponent	Date	gs	min	Total		3-Pointers		Free throws		Rebounds				pf	a	t/o	blk	stl	pts	avg	
				fg-fga	pct	3fg-fga	pct	ft-fa	pct	off	def	tot	avg								
LOUISIANA COLLEGE	11/14/14	*	14	0-1	.000	0-1	.000	2-2	1.000	0	0	0	0.0	2	0	1	0	1	2	2.0	
at Tulsa	11/17/14	*	32	2-6	.333	1-2	.500	0-0	.000	0	2	2	1.0	3	1	4	0	2	5	3.5	
at Auburn	11/21/14	*	15	2-3	.667	1-2	.500	5-7	.714	0	0	0	0.7	2	1	2	0	0	10	5.7	
vs Milwaukee	11-24-14	*	33	5-12	.417	1-7	.143	1-1	1.000	1	4	5	1.8	2	1	3	0	1	12	7.3	
vs Oral Roberts	11/25/14	*	23	1-6	.167	0-2	.000	0-0	.000	1	3	4	2.2	2	1	3	0	1	2	6.2	
at McNeese State	12/6/14	*	29	3-8	.375	0-4	.000	2-4	.500	0	4	4	2.5	1	3	1	0	0	8	6.5	
LOUISIANA TECH	12/10/14		14	0-2	.000	0-1	.000	5-6	.833	0	2	2	2.4	1	0	1	0	0	5	6.3	
CENTENARY	12/13/14		21	5-8	.625	5-7	.714	0-0	.000	1	2	3	2.5	1	3	0	0	2	15	7.4	
MILLIGAN COLLEGE	12/17/14		18	2-4	.500	2-4	.500	2-2	1.000	0	3	3	2.6	2	3	1	0	0	8	7.4	
at Northwestern State	12/20/14	*	24	3-6	.500	1-2	.500	3-5	.600	0	0	0	2.3	2	0	1	0	0	10	7.7	
at UALR	12/30/14		14	1-2	.500	1-1	1.000	0-0	.000	0	1	1	2.2	3	1	1	0	0	3	7.3	
TROY	1/3/15		13	0-2	.000	0-2	.000	0-0	.000	0	1	1	2.1	2	0	1	0	0	0	6.7	
at Appalachian State	1/5/15		9	2-3	.667	1-2	.500	0-0	.000	0	0	0	1.9	0	1	1	0	0	5	6.5	
GEORGIA STATE	1/5/15		13	0-1	.000	0-0	.000	4-6	.667	0	0	0	1.8	0	0	0	0	0	4	6.4	
at Georgia Southern	01/15/15		9	0-2	.000	0-2	.000	0-0	.000	0	3	3	1.9	1	2	1	0	0	0	5.9	
SOUTH ALABAMA	1/17/15		13	1-2	.500	1-2	.500	0-0	.000	0	0	0	1.8	2	0	0	0	0	3	5.8	
ULM	1/19/15		17	1-4	.250	1-4	.250	2-2	1.000	0	2	2	1.8	1	0	1	0	1	5	5.7	
Totals			7	311	28-72	.389	15-45	.333	26-35	.743	3	27	30	1.8	27	17	22	0	8	97	5.7

Games played: 17
 Minutes/game: 18.3
 Points/game: 5.7
 FG Pct: 38.9
 3FG Pct: 33.3
 FT Pct: 74.3

Rebounds/game: 1.8
 Assists/game: 1.0
 Turnovers/game: 1.3
 Assist/turnover ratio: 0.8
 Steals/game: 0.5

Rimmer Career Stats

			Total		3-Point		F-Throws		Rebounds										Scoring	
Season	gp-gs	min/avg	fg-fga	pct	fg-fga	pct	ft-fa	pct	off	def	tot	avg	pf	fo	ast	to	blk	stl	pts	avg
2013-14	35-23	947/27.1	89-205	.434	57-132	.432	73-89	.820	16	66	82	2.3	84	2	60	40	1	26	308	8.8
2014-15	17-7	311/18.3	28-72	.389	15-45	.333	26-35	.743	3	27	30	1.8	27	0	17	22	0	8	97	5.7
TOTAL	52-30	1258/24.2	117-277	.422	72-177	.407	99-124	.798	19	93	112	2.2	111	2	77	62	1	34	405	7.8



4

Wronkoski Notes

- Made two key first-half threes in win over Louisiana Tech
- Started first 14 games of the year for UL in 2013-14; made 15 starts overall
- Reached double figures in scoring four times as a sophomore

Misc.

Games With	Total	UL Record
Led UL In Points	--	--
Led UL in Reb.	--	--
10+ Points	--	--
Hit a 3-pt FG	6	5-1
2+ 3-pt FG	1	1-0
3+ Assists	2	2-0
5+ Rebounds	1	1-0
2+ Steals	--	--

steven WRONKOSKI

Guard | 6-5 | 190 | Junior - 2L

Hammond, La. | St. Thomas Aquinas HS

Wronkoski Career Highs

Points: 17, at McNeese State -- 12/8/12

Rebounds: 6, 4 times

Assists: 3, 5 times

Steals: 2, Lamar -- 12/11/12; Duquesne -- 12/22/12

Blocks: 1, Southern-New Orleans -- 11/21/12

FG made: 5, Duquesne -- 12/22/12; at McNeese State -- 12/8/12

FG attempts: 10, at McNeese State -- 12/8/12; at ULM -- 01/04/14

3FG made: 4, at New Mexico State -- 11/23/12

3FG attempts: 8, at ULM -- 01/04/14

FT made: 5, Florida Atlantic -- 02/16/13; Middle Tennessee -- 11/29/12

FT attempts: 7, at McNeese State -- 12/8/12; McNeese State -- 11/12/13

2014-15 Game By Game

Opponent	Date	gs	min	Total		3-Pointers		Free throws		Rebounds			pf	a	t/o	blk	stl	pts	avg	
				fg-fga	pct	3fg-fga	pct	ft-fa	pct	off	def	tot								avg
LOUISIANA COLLEGE	11/14/14	17	2-3	.667	1-2	.500	0-0	.000	1	4	5	5.0	0	3	1	0	0	5	5.0	
at Tulsa	11/17/14	4	0-1	.000	0-1	.000	0-0	.000	0	1	1	3.0	0	0	0	0	0	0	2.5	
at Auburn	11/21/14	14	0-1	.000	0-1	.000	3-4	.750	2	1	3	3.0	0	1	2	0	0	3	2.7	
vs Milwaukee	11-24-14	4	0-0	.000	0-0	.000	0-0	.000	0	0	0	2.3	1	0	0	0	0	0	2.0	
vs Oral Roberts	11/25/14	20	2-4	.500	1-2	.500	0-0	.000	1	2	3	2.4	2	0	2	0	0	5	2.6	
JACKSON STATE	12/3/14	16	0-1	.000	0-1	.000	0-0	.000	0	2	2	2.3	1	0	0	0	0	0	2.2	
at McNeese State	12/6/14	8	1-3	.333	1-3	.333	0-0	.000	0	0	0	2.0	0	1	0	0	0	3	2.3	
LOUISIANA TECH	12/10/14	16	2-2	1.000	2-2	1.000	0-0	.000	0	1	1	1.9	0	2	0	0	0	6	2.8	
CENTENARY	12/13/14	17	2-4	.500	1-3	.333	0-0	.000	1	1	2	1.9	1	3	1	0	0	5	3.0	
MILLIGAN COLLEGE	12/17/14	16	1-1	1.000	1-1	1.000	0-0	.000	0	4	4	2.1	0	2	0	1	0	3	3.0	
at Northwestern State	12/20/14	6	0-0	.000	0-0	.000	0-0	.000	0	0	0	1.9	1	1	0	0	0	0	2.7	
at UALR	12/30/14	4	0-0	.000	0-0	.000	0-0	.000	2	1	3	2.0	1	1	0	0	0	0	2.5	
TROY	1/3/15	6	0-1	.000	0-1	.000	0-0	.000	1	1	2	2.0	0	2	0	0	0	0	2.3	
at Appalachian State	1/5/15	14	1-3	.333	0-1	.000	0-0	.000	0	0	0	1.9	2	0	1	0	1	2	2.3	
GEORGIA STATE	1/5/15	7	1-2	.500	1-2	.500	2-2	1.000	0	1	1	1.8	2	0	1	0	0	5	2.5	
at Georgia Southern	01/15/15	5	1-3	.333	0-2	.000	0-0	.000	1	1	2	1.8	0	0	1	0	0	2	2.4	
SOUTH ALABAMA	1/17/15	3	0-0	.000	0-0	.000	0-0	.000	0	0	0	1.7	0	0	0	0	0	0	2.3	
ULM	1/19/15	14	0-2	.000	0-2	.000	0-0	.000	0	4	4	1.8	0	1	2	0	0	0	2.2	
Totals		0	191	13-31	.419	8-24	.333	5-6	.833	9	24	33	1.8	11	17	11	1	1	39	2.2

Games played: 18
 Minutes/game: 10.6
 Points/game: 2.2
 FG Pct: 41.9
 3FG Pct: 33.3
 FT Pct: 83.3

Rebounds/game: 1.8
 Assists/game: 0.9
 Turnovers/game: 0.6
 Assist/turnover ratio: 1.5
 Steals/game: 0.1
 Blocks/game: 0.1

Wronkoski Career Stats

			Total		3-Point		F-Throws		Rebounds										Scoring	
Season	gp-gs	min/avg	fg-fga	pct	fg-fga	pct	ft-fa	pct	off	def	tot	avg	pf	fo	ast	to	blk	stl	pts	avg
2012-13	33-21	810/24.5	56-142	.394	24-66	.364	49-69	.710	28	54	82	2.5	65	0	12	58	1	18	185	5.6
2013-14	33-15	606/18.4	45-119	.378	26-81	.321	28-38	.737	18	49	67	2.0	62	0	26	43	0	8	144	4.4
2014-15	18-0	191/10.6	13-31	.419	8-24	.333	5-6	.833	9	24	33	1.8	11	0	17	11	1	1	39	2.2
TOTAL	84-36	1607/19.1	114-292	.390	58-171	.339	82-113	.726	55	127	182	2.2	138	0	55	112	2	27	368	4.4



5

Shepherd Notes

- Fifth in SBC in steals (2.0 spg) and 3pt percentage (.394)

- Tied career high with 22 points in win over Oral Roberts

- Missed final 15 games of sophomore season with knee injury

- Hit .939 from foul line and .535 from three-point range as a sophomore; both marks would top UL record books had he had enough attempts at the end of the season

Misc.

Games With	Total	UL Record
Led UL In Points	1	1-0
Led UL in Reb.	1	1-0
Led UL in Assists	7	5-2
10+ Points	10	8-2
20+ Points	2	2-0
2+ 3-pt FG	9	7-2
5+ Assists	4	3-1
5+ Rebounds	5	4-1
2+ Steals	12	7-5

kasey SHEPHERD

Guard | 6-3 | 180 | Junior - 2L

Houston, Texas | Spring Dekaney HS

Shepherd Career Highs

Points: 22, vs Oral Roberts -- 11/25/14; at Louisiana Tech -- 12/04/13

Rebounds: 7, Arkansas State -- 01/12/13

Assists: 7, at McNeese State -- 12/6/14

Steals: 4, Louisiana Tech -- 12/10/14; Centenary College -- 12/17/13

Blocks: 1, 7 times

FG made: 8, at Louisiana Tech -- 12/04/13

FG attempts: 16, at Northwestern State -- 12/20/14

3FG made: 5, Centenary College -- 12/17/13

3FG attempts: 10, at UALR -- 12/30/14

FT made: 7, Northwestern State -- 11/27/13

FT attempts: 7, Northwestern State -- 11/27/13

2014-15 Game By Game


Opponent	Date	gs	min	Total		3-Pointers		Free throws		Rebounds				pf	a	t/o	blk	stl	pts	avg	
				fg-fga	pct	3fg-fga	pct	ft-fa	pct	off	def	tot	avg								
LOUISIANA COLLEGE	11/14/14		10	2-4	.500	1-2	.500	0-0	.000	0	1	1	1.0	1	0	3	0	0	5	5.0	
at Tulsa	11/17/14		12	1-4	.250	0-2	.000	0-0	.000	0	1	1	1.0	0	2	3	0	1	2	3.5	
at Auburn	11/21/14		13	3-7	.429	0-1	.000	0-0	.000	2	0	2	1.3	1	0	0	0	2	6	4.3	
vs Milwaukee	11-24-14		2	0-0	.000	0-0	.000	0-0	.000	0	0	0	1.0	0	0	1	0	0	0	3.3	
vs Oral Roberts	11/25/14		24	7-8	.875	4-5	.800	4-4	1.000	0	6	6	2.0	2	5	3	1	3	22	7.0	
JACKSON STATE	12/3/14	*	24	3-7	.429	1-2	.500	2-2	1.000	2	4	6	2.7	0	4	1	0	3	9	7.3	
at McNeese State	12/6/14	*	25	3-5	.600	1-3	.333	0-0	.000	1	3	4	2.9	4	7	3	0	3	7	7.3	
LOUISIANA TECH	12/10/14	*	33	6-10	.600	2-5	.400	2-4	.500	1	2	3	2.9	1	5	5	0	4	16	8.4	
CENTENARY	12/13/14	*	13	4-4	1.000	2-2	1.000	1-2	.500	0	3	3	2.9	0	4	1	0	1	11	8.7	
MILLIGAN COLLEGE	12/17/14		14	5-7	.714	2-3	.667	0-0	.000	0	3	3	2.9	0	1	2	1	2	12	9.0	
at Northwestern State	12/20/14		27	7-16	.438	2-6	.333	2-3	.667	3	2	5	3.1	4	2	3	0	2	18	9.8	
at UALR	12/30/14	*	35	6-14	.429	4-10	.400	4-5	.800	0	2	2	3.0	2	5	4	0	0	20	10.7	
TROY	1/3/15	*	25	7-11	.636	2-5	.400	3-4	.750	0	6	6	3.2	2	3	0	1	3	19	11.3	
at Appalachian State	1/5/15	*	30	6-8	.750	1-2	.500	0-0	.000	1	4	5	3.4	1	2	1	0	3	13	11.4	
GEORGIA STATE	1/5/15	*	34	3-11	.273	2-9	.222	2-2	1.000	0	1	1	3.2	2	2	1	0	2	10	11.3	
at Georgia Southern	01/15/15	*	26	0-4	.000	0-2	.000	2-2	1.000	1	0	1	3.1	2	3	1	0	3	2	10.8	
SOUTH ALABAMA	1/17/15	*	36	5-15	.333	2-7	.286	1-1	1.000	0	2	2	3.0	3	2	2	1	2	13	10.9	
ULM	1/19/15	*	20	0-6	.000	0-4	.000	2-2	1.000	0	2	2	2.9	4	1	0	0	0	2	10.4	
Totals			11	403	68-141	.482	26-70	.371	25-31	.806	11	42	53	2.9	29	48	34	4	34	187	10.4

Games played: 18
Minutes/game: 22.4
Points/game: 10.4
FG Pct: 48.2
3FG Pct: 37.1
FT Pct: 80.6

Rebounds/game: 2.9
Assists/game: 2.7
Turnovers/game: 1.9
Assist/turnover ratio: 1.4
Steals/game: 1.9
Blocks/game: 0.2

Shepherd Career Stats

			Total		3-Point		F-Throws		Rebounds										Scoring	
Season	gp-gs	min/avg	fg-fga	pct	fg-fga	pct	ft-fa	pct	off	def	tot	avg	pf	fo	ast	to	blk	stl	pts	avg
2012-13	33-3	361/10.9	39-121	.322	20-66	.303	17-26	.654	4	36	40	1.2	35	1	24	29	1	17	115	3.5
2013-14	20-1	338/16.9	53-99	.535	26-48	.542	31-33	.939	6	42	48	2.4	35	0	26	29	2	24	163	8.2
2014-15	18-11	403/22.4	68-141	.482	26-70	.371	25-31	.806	11	42	53	2.9	29	0	48	34	4	34	187	10.4
TOTAL	71-15	1102/15.5	160-361	.443	72-184	.391	73-90	.811	21	120	141	2.0	99	1	98	92	7	75	465	6.5



13

Register Notes

- Hit nearly 34 percent of three-point tries as a true freshman

- Exploded for career-best 17 points in road win at UT Arlington (2/6/14), hitting five of seven three-point attempts

Misc.

Games With	Total	UL Record
Led UL In Points	--	--
Led UL in Reb.	--	--
10+ Points	2	1-1
20+ Points	--	--
Hit a 3-pt FG	9	6-3
2+ 3-pt FG	3	1-2
3+ Assists	--	--
5+ Rebounds	--	--
2+ Steals	--	--

hayward REGISTER

Guard | 6-2 | 175 | Sophomore - 1L**Lafayette, La. | Comeaux HS**

Register Career Highs

Points: 17, at UT Arlington -- 02/06/14

Rebounds: 3, at Georgia Southern -- 01/15/15; Louisiana College -- 11/14/14

Assists: 1, 6 times

Steals: 1, 8 times

Blocks: 1, vs Oral Roberts -- 11/25/14

FG made: 6, at UT Arlington -- 02/06/14

FG attempts: 8, 4 times

3FG made: 5, at UT Arlington -- 02/06/14

3FG attempts: 7, at Georgia Southern -- 01/15/15; at UT Arlington -- 02/06/14; Centenary -- 12/13/14

FT made: 2, at Texas State -- 02/08/14; Louisiana College -- 11/14/14; Jackson State -- 12/3/14

FT attempts: 4, Louisiana College -- 11/14/14

2014-15 Game By Game

Opponent	Date	gs	min	Total		3-Pointers		Free throws		Rebounds				pf	a	t/o	blk	stl	pts	avg
				fg-fga	pct	3fg-fga	pct	ft-fa	pct	off	def	tot	avg							
LOUISIANA COLLEGE	11/14/14	10		1-5	.200	1-4	.250	2-4	.500	2	1	3	3.0	2	0	0	0	0	5	5.0
at Tulsa	11/17/14	5		2-4	.500	2-4	.500	0-0	.000	0	1	1	2.0	2	0	0	0	0	6	5.5
at Auburn	11/21/14	8		0-1	.000	0-1	.000	0-0	.000	0	1	1	1.7	0	0	0	0	0	0	3.7
vs Milwaukee	11-24-14	3		0-0	.000	0-0	.000	0-0	.000	0	0	0	1.3	1	0	0	0	0	0	2.8
vs Oral Roberts	11/25/14	8		1-3	.333	1-2	.500	0-0	.000	0	1	1	1.2	0	0	0	1	0	3	2.8
JACKSON STATE	12/3/14	7		1-5	.200	1-5	.200	2-2	1.000	0	2	2	1.3	1	0	0	0	0	5	3.2
at McNeese State	12/6/14	9		1-7	.143	1-6	.167	0-0	.000	0	0	0	1.1	1	0	0	0	1	3	3.1
CENTENARY	12/13/14	15		4-8	.500	4-7	.571	0-2	.000	0	2	2	1.3	1	0	0	0	1	12	4.3
MILLIGAN COLLEGE	12/17/14	13		1-5	.200	1-5	.200	1-2	.500	1	2	3	1.4	1	1	1	0	0	4	4.2
at UALR	12/30/14	5		1-2	.500	1-2	.500	0-0	.000	0	0	0	1.3	1	0	0	0	0	3	4.1
at Georgia Southern	01/15/15	10		4-7	.571	4-7	.571	0-0	.000	0	3	3	1.5	2	0	0	0	0	12	4.8
SOUTH ALABAMA	1/17/15	4		0-3	.000	0-2	.000	0-0	.000	0	1	1	1.4	1	0	0	0	0	0	4.4
ULM	1/19/15	2		0-1	.000	0-1	.000	0-0	.000	0	0	0	1.3	0	1	0	0	0	0	4.1
Totals		0	99	16-51	.314	16-46	.348	5-10	.500	3	14	17	1.3	13	2	1	1	2	53	4.1

Games played: 13
 Minutes/game: 7.6
 Points/game: 4.1
 FG Pct: 31.4
 3FG Pct: 34.8
 FT Pct: 50.0

Rebounds/game: 1.3
 Assists/game: 0.2
 Turnovers/game: 0.1
 Assist/turnover ratio: 2.0
 Steals/game: 0.2
 Blocks/game: 0.1

Register Career Stats

			Total		3-Point		F-Throws		Rebounds											Scoring	
Season	gp-gs	min/avg	fg-fga	pct	fg-fga	pct	ft-fa	pct	off	def	tot	avg	pf	fo	ast	to	blk	stl	pts	avg	
2013-14	27-0	165/6.1	24-70	.343	19-56	.339	2-2	1.000	5	9	14	0.5	16	0	4	4	0	5	69	2.6	
2014-15	13-0	99/7.6	16-51	.314	16-46	.348	5-10	.500	3	14	17	1.3	13	0	2	1	1	2	53	4.1	
TOTAL	40-0	264/6.6	40-121	.331	35-102	.343	7-12	.583	8	23	31	0.8	29	0	6	5	1	7	122	3.1	



15

LeBlanc Notes

- Has two blocks in each of last two of last four games played

- Played in 24 games over last two seasons for the Cajuns

- Pulled in career-high five rebounds in last season's win over Louisiana College

Misc.

Games With	Total	UL Record
5+ Points	--	--
Hit a 3-pt FG	--	--
2+ Assists	--	--
3+ Rebounds	--	--
2+ Steals	--	--
2+ Blocks	2	2-0

aaron LeBLANC

Forward | 6-5 | 195 | Senior - 2L

Charenton, La. | New Iberia Catholic HS

LeBlanc Career Highs

Points: 4, South Alabama -- 01/10/13; Centenary -- 12/13/14

Rebounds: 5, Louisiana College -- 11/09/13; Louisiana College -- 11/9/13

Assists: 1, Louisiana College -- 11/09/13; Louisiana College -- 11/9/13; Centenary -- 12/13/14

Steals: 1, Lamar -- 12/11/12

Blocks: 2, 5 times

FG made: 2, South Alabama -- 01/10/13; Centenary -- 12/13/14

FG attempts: 4, Louisiana College -- 11/09/13; Louisiana College -- 11/9/13

3FG made: 1, at North Texas -- 12/01/12

3FG attempts: 2, at North Texas -- 12/01/12

FT attempts: 2, at FIU -- 01/05/13

2014-15 Game By Game


Opponent	Date	gs	min	Total		3-Pointers		Free throws		Rebounds				pf	a	t/o	blk	stl	pts	avg
				fg-fga	pct	3fg-fga	pct	ft-fa	pct	off	def	tot	avg							
LOUISIANA COLLEGE	11/14/14	1		0-0	.000	0-0	.000	0-0	.000	1	0	1	1.0	0	0	0	0	0	0	0.0
JACKSON STATE	12/3/14	1		0-0	.000	0-0	.000	0-0	.000	0	0	0	0.5	0	0	0	2	0	0	0.0
CENTENARY	12/13/14	13		2-3	.667	0-0	.000	0-0	.000	1	1	2	1.0	1	1	1	2	0	4	1.3
MILLIGAN COLLEGE	12/17/14	8		1-3	.333	0-0	.000	0-0	.000	1	0	1	1.0	1	0	1	0	0	2	1.5
TROY	1/3/15	3		0-0	.000	0-0	.000	0-0	.000	0	1	1	1.0	0	0	0	0	0	0	1.2
Totals		0	26	3-6	.500	0-0	.000	0-0	.000	3	2	5	1.0	2	1	2	4	0	6	1.2

Games played: 5
Minutes/game: 5.2
Points/game: 1.2
FG Pct: 50.0

Rebounds/game: 1.0
Assists/game: 0.2
Turnovers/game: 0.4
Assist/turnover ratio: 0.5
Blocks/game: 0.8

LeBlanc Career Stats

			Total		3-Point		F-Throws		Rebounds										Scoring	
Season	gp-gs	min/avg	fg-fga	pct	fg-fga	pct	ft-fa	pct	off	def	tot	avg	pf	fo	ast	to	blk	stl	pts	avg
2012-13	18-0	77/4.3	6-10	.600	1-2	.500	0-4	.000	2	2	4	0.2	8	0	0	3	4	1	13	0.7
2013-14	6-0	21/3.5	3-6	.500	0-0	.000	0-0	.000	3	3	6	1.0	3	0	1	1	2	0	6	1.0
2014-15	5-0	26/5.2	3-6	.500	0-0	.000	0-0	.000	3	2	5	1.0	2	0	1	2	4	0	6	1.2
TOTAL	29-0	124/4.3	12-22	.545	1-2	.500	0-4	.000	8	7	15	0.5	13	0	2	6	10	1	25	0.9



21

Long Notes

- First 20-point, 20-rebound game at UL since 1981 with 22 points and 22 rebounds vs South Alabama (1/17)

- Two-time SBC Player of the Week in 2014-15

- Second among active players in NCAA in double-doubles (41) and ninth in career rebounds (807) and 18th in blocked shots (181)

- 2013-14 First Team All-Sun Belt

- 2012-13 Sun Belt Freshman of the Year

- 2014 Mid Major Madness Preseason All-America

- 1 of 2 current players in the country (Alan Williams, UC Santa Barbara) to average double-double each of the last two years

Misc.

Games With	Total	UL Record
Led UL In Points	9	4-5
Led UL in Reb.	11	7-4
10+ Points	12	7-5
20+ Points	5	4-1
2+ 3-pt FG	3	2-1
2+ Blocks	9	5-4
3+ Assists	3	3-0
10+ Rebounds	7	4-3
2+ Steals	2	1-1

shawn LONG

Forward | 6-9 | 245 | Junior - 2L
Morgan City, La. | Morgan City HS

Long Career Highs

Points: 31, at UT Arlington -- 02/06/14

Rebounds: 22, South Alabama -- 1/17/15

Assists: 4, at Appalachian State -- 1/5/15; at UALR -- 12/30/14

Steals: 3, at South Alabama -- 01/16/14; at Arkansas State -- 12/27/12

Blocks: 7, UT Arlington -- 01/11/14

FG made: 12, Centenary College -- 12/17/13

FG attempts: 22, McNeese State -- 11/12/13

3FG made: 3, 7 times

3FG attempts: 7, Duquesne -- 12/22/12

FT made: 10, South Alabama -- 1/17/15

FT attempts: 13, South Alabama -- 1/17/15

2014-15 Game By Game

Opponent	Date	gs	min	Total		3-Pointers		Free throws		Rebounds				pf	a	t/o	blk	stl	pts	avg	
				fg-fga	pct	3fg-fga	pct	ft-fa	pct	off	def	tot	avg								
LOUISIANA COLLEGE	11/14/14	*	20	3-7	.429	0-1	.000	2-6	.333	2	4	6	6.0	4	0	4	0	2	8	8.0	
at Tulsa	11/17/14	*	32	6-13	.462	0-2	.000	3-4	.750	2	2	4	5.0	4	0	5	4	1	15	11.5	
at Auburn	11/21/14	*	23	3-7	.429	0-1	.000	0-1	.000	0	2	2	4.0	3	1	0	0	0	6	9.7	
JACKSON STATE	12/3/14	*	28	3-7	.429	0-1	.000	3-7	.429	2	7	9	5.3	3	2	3	4	0	9	9.5	
at McNeese State	12/6/14	*	37	8-16	.500	0-2	.000	2-6	.333	1	10	11	6.4	4	0	3	5	2	18	11.2	
LOUISIANA TECH	12/10/14	*	24	10-16	.625	0-2	.000	4-6	.667	6	9	15	7.8	5	2	2	0	0	24	13.3	
CENTENARY	12/13/14	*	19	10-12	.833	1-1	1.000	1-2	.500	4	3	7	7.7	2	1	1	1	1	22	14.6	
MILLIGAN COLLEGE	12/17/14	*	20	9-14	.643	2-3	.667	6-6	1.000	1	9	10	8.0	1	0	0	3	1	26	16.0	
at Northwestern State	12/20/14	*	17	2-6	.333	0-0	.000	1-2	.500	4	9	13	8.6	4	0	4	0	1	5	14.8	
at UALR	12/30/14	*	39	10-18	.556	1-4	.250	2-3	.667	1	11	12	8.9	2	4	2	2	0	23	15.6	
TROY	1/3/15	*	32	7-11	.636	2-4	.500	2-4	.500	1	5	6	8.6	1	3	1	2	1	18	15.8	
at Appalachian State	1/5/15	*	31	4-11	.364	0-2	.000	2-4	.500	3	6	9	8.7	2	4	1	3	0	10	15.3	
GEORGIA STATE	1/5/15	*	29	5-5	1.000	0-0	.000	6-7	.857	2	11	13	9.0	3	0	5	1	1	16	15.4	
at Georgia Southern	01/15/15	*	35	8-16	.500	2-5	.400	0-0	.000	2	6	8	8.9	2	1	2	2	0	18	15.6	
SOUTH ALABAMA	1/17/15	*	30	6-18	.333	0-2	.000	10-13	.769	7	15	22	9.8	4	0	1	0	0	22	16.0	
ULM	1/19/15	*	35	7-13	.538	1-4	.250	4-5	.800	1	8	9	9.8	3	1	1	3	0	19	16.2	
Totals			16	451	101-190	.532	9-34	.265	48-76	.632	39	117	156	9.8	47	19	35	30	10	259	16.2

Games played: 16

Minutes/game: 28.2

Points/game: 16.2

FG Pct: 53.2

3FG Pct: 26.5

FT Pct: 63.2

Rebounds/game: 9.8

Assists/game: 1.2

Turnovers/game: 2.2


Assist/turnover ratio: 0.5

Steals/game: 0.6

Blocks/game: 1.9

Long Career Stats

			Total		3-Point		F-Throws		Rebounds											Scoring	
Season	gp-gs	min/avg	fg-fga	pct	fg-fga	pct	ft-fa	pct	off	def	tot	avg	pf	fo	ast	to	blk	stl	pts	avg	
2012-13	33-32	1025/31.1	195-453	.430	33-106	.311	88-127	.693	102	235	337	10.2	95	5	32	86	65	27	511	15.5	
2013-14	34-32	999/29.4	239-458	.522	33-78	.423	120-178	.674	121	232	353	10.4	119	6	19	73	91	23	631	18.6	
2014-15	16-16	451/28.2	101-190	.532	9-34	.265	48-76	.632	39	117	156	9.8	47	1	19	35	30	10	259	16.2	
TOTAL	83-80	2475/29.8	535-1101	.486	75-218	.344	256-381	.672	262	584	846	10.2	261	12	70	194	186	60	1401	16.9	



22

Stove Notes

- Reached double digits in scoring four times off the bench

- Scored 11 points in season opener vs LC, making him first true freshman for UL to reach double digits in scoring in his debut since Travis Bureau had 11 points against ULM in 2007-08

- No. 3 rated high school prospect in Louisiana by NOLA.com

- Averaged 25.9 points per game as a senior at Christian Life Academy

- Named LSWA Class 1A Player of the Year as a senior

Misc.

Games With	Total	UL Record
Led UL In Points	--	--
Led UL in Reb.	--	--
10+ Points	4	3-1
20+ Points	--	--
Hit a 3-pt FG	4	2-2
2+ 3-pt FG	--	--
2+ Blocks	--	--
3+ Assists	3	3-0
5+ Rebounds	2	1-1
2+ Steals	2	2-0

johnathan STOVE

Guard | 6-4 | 215 | Freshman - HS

Baton Rouge, La. | Christian Life Academy

Stove Career Highs

Points: 11, Louisiana College -- 11/14/14; at Auburn -- 11/21/14

Rebounds: 5, at Georgia Southern -- 01/15/15; vs Oral Roberts -- 11/25/14

Assists: 4, vs Oral Roberts -- 11/25/14

Steals: 3, vs Oral Roberts -- 11/25/14

Blocks: 1, 4 times

FG made: 4, Louisiana College -- 11/14/14; at Auburn -- 11/21/14; vs Oral Roberts -- 11/25/14

FG attempts: 9, vs Oral Roberts -- 11/25/14

3FG made: 1, 4 times

3FG attempts: 2, Louisiana College -- 11/14/14; at Auburn -- 11/21/14

FT made: 3, at Northwestern State -- 12/20/14

FT attempts: 3, Louisiana College -- 11/14/14; vs Oral Roberts -- 11/25/14; at Northwestern State -- 12/20/14

2014-15 Game By Game

Opponent	Date	gs	min	Total		3-Pointers		Free throws		Rebounds				pf	a	t/o	blk	stl	pts	avg
				fg-fga	pct	3fg-fga	pct	ft-fa	pct	off	def	tot	avg							
LOUISIANA COLLEGE	11/14/14	18	4-6	.667	1-2	.500	2-3	.667	3	0	3	3.0	2	2	1	0	0	11	11.0	
at Tulsa	11/17/14	14	2-2	1.000	0-0	.000	0-1	.000	0	1	1	2.0	2	1	0	0	0	4	7.5	
at Auburn	11/21/14	21	4-7	.571	1-2	.500	2-2	1.000	0	3	3	2.3	3	1	2	1	0	11	8.7	
vs Milwaukee	11-24-14	*	14	0-0	.000	0-0	.000	0-0	.000	1	0	1	2.0	5	1	0	0	0	6.5	
vs Oral Roberts	11/25/14	26	4-9	.444	0-1	.000	2-3	.667	1	4	5	2.6	3	4	1	0	3	10	7.2	
JACKSON STATE	12/3/14	14	3-4	.750	0-0	.000	0-0	.000	0	0	0	2.2	0	1	1	1	0	6	7.0	
at McNeese State	12/6/14	14	1-2	.500	0-1	.000	0-2	.000	0	0	0	1.9	0	2	1	1	0	2	6.3	
LOUISIANA TECH	12/10/14	8	0-3	.000	0-0	.000	0-0	.000	0	0	0	1.6	1	1	0	0	0	0	5.5	
CENTENARY	12/13/14	13	3-4	.750	1-1	1.000	1-2	.500	1	2	3	1.8	4	3	0	0	2	8	5.8	
MILLIGAN COLLEGE	12/17/14	22	4-8	.500	0-1	.000	2-2	1.000	1	2	3	1.9	0	4	0	1	0	10	6.2	
at Northwestern State	12/20/14	22	2-2	1.000	0-0	.000	3-3	1.000	0	1	1	1.8	2	1	2	1	0	7	6.3	
at UALR	12/30/14	31	2-5	.400	0-1	.000	2-2	1.000	2	2	4	2.0	3	2	2	0	0	6	6.3	
TROY	1/3/15	5	0-0	.000	0-0	.000	0-0	.000	0	0	0	1.8	2	0	0	0	0	0	5.8	
at Appalachian State	1/5/15	10	0-4	.000	0-1	.000	0-0	.000	0	1	1	1.8	4	0	2	0	0	0	5.4	
GEORGIA STATE	1/5/15	4	0-0	.000	0-0	.000	0-0	.000	0	0	0	1.7	1	1	0	0	0	0	5.0	
at Georgia Southern	01/15/15	13	2-4	.500	0-1	.000	0-0	.000	3	2	5	1.9	3	1	2	0	1	4	4.9	
SOUTH ALABAMA	1/17/15	10	1-1	1.000	1-1	1.000	0-0	.000	0	1	1	1.8	1	1	1	0	0	3	4.8	
ULM	1/19/15	6	0-0	.000	0-0	.000	0-0	.000	0	1	1	1.8	0	0	1	0	0	0	4.6	
Totals		1	265	32-61	.525	4-12	.333	14-20	.700	12	20	32	1.8	36	26	16	5	6	82	4.6

Games played: 18

Minutes/game: 14.7

Points/game: 4.6

FG Pct: 52.5

3FG Pct: 33.3

FT Pct: 70.0

Rebounds/game: 1.8

Assists/game: 1.4

Turnovers/game: 0.9


Assist/turnover ratio: 1.6

Steals/game: 0.3

Blocks/game: 0.3

Stove Career Stats

			Total		3-Point		F-Throws		Rebounds											Scoring	
Season	gp-gs	min/avg	fg-fga	pct	fg-fga	pct	ft-fa	pct	off	def	tot	avg	pf	fo	ast	to	blk	stl	pts	avg	
2014-15	18-1	265/14.7	32-61	.525	4-12	.333	14-20	.700	12	20	32	1.8	36	1	26	16	5	6	82	4.6	
TOTAL	18-1	265/14.7	32-61	.525	4-12	.333	14-20	.700	12	20	32	1.8	36	1	26	16	5	6	82	4.6	



23

Williams Notes

- Played first 37 minutes at point guard in opening two games without committing a turnover

- High School teammate of J.J. Davenport at Abbeville High School

- Played with teammate Devonta Walker for two seasons at Western Texas College

Misc.

Games With	Total	UL Record
Led UL In Points	--	--
Led UL in Assists	1	0-1
Led UL In Reb	1	0-1
10+ Points	--	--
Hit a 3-pt FG	--	--
3+ Assists	1	0-1
5+ Rebounds	1	0-1
2+ Steals	--	--

tiremone WILLIAMS

Guard | 6-0 | 180 | Junior - TR

Abbeville, La. | Abbeville HS | Western Texas College

Williams Career Highs

Points: 4, at Tulsa -- 11/17/14

Rebounds: 6, at Tulsa -- 11/17/14

Assists: 3, at Tulsa -- 11/17/14

Steals: 1, 5 times

FG made: 1, Louisiana College -- 11/14/14; at Tulsa -- 11/17/14

FG attempts: 4, Troy -- 1/3/15

3FG attempts: 2, Troy -- 1/3/15

FT made: 2, at Appalachian State -- 1/5/15; at Tulsa -- 11/17/14

FT attempts: 3, at Tulsa -- 11/17/14

2014-15 Game By Game

Opponent	Date	gs	min	Total		3-Pointers		Free throws		Rebounds				pf	a	t/o	blk	stl	pts	avg
				fg-fga	pct	3fg-fga	pct	ft-fa	pct	off	def	tot	avg							
LOUISIANA COLLEGE	11/14/14		16	1-3	.333	0-0	.000	1-2	.500	0	0	0	0.0	2	2	0	0	0	3	3.0
at Tulsa	11/17/14		21	1-1	1.000	0-0	.000	2-3	.667	0	6	6	3.0	0	3	0	0	0	4	3.5
at Auburn	11/21/14	*	15	0-0	.000	0-0	.000	0-0	.000	1	0	1	2.3	1	2	2	0	1	0	2.3
vs Milwaukee	11-24-14		12	0-0	.000	0-0	.000	0-0	.000	0	1	1	2.0	4	1	1	0	1	0	1.8
vs Oral Roberts	11/25/14		3	0-0	.000	0-0	.000	0-0	.000	0	1	1	1.8	1	0	1	0	0	0	1.4
JACKSON STATE	12/3/14		4	0-0	.000	0-0	.000	0-0	.000	0	1	1	1.7	1	1	2	0	1	0	1.2
at McNeese State	12/6/14		10	0-2	.000	0-1	.000	0-0	.000	0	1	1	1.6	0	1	2	0	1	0	1.0
at Northwestern State	12/20/14		1	0-0	.000	0-0	.000	0-0	.000	0	0	0	1.4	0	0	0	0	0	0	0.9
at UALR	12/30/14		9	0-1	.000	0-0	.000	0-0	.000	0	1	1	1.3	0	0	0	0	0	0	0.8
TROY	1/3/15		8	0-4	.000	0-2	.000	0-0	.000	0	0	0	1.2	0	0	1	0	0	0	0.7
at Appalachian State	1/5/15		2	0-0	.000	0-0	.000	2-2	1.000	0	0	0	1.1	0	0	0	0	1	2	0.8
at Georgia Southern	01/15/15		3	0-1	.000	0-0	.000	0-0	.000	0	0	0	1.0	0	0	0	0	0	0	0.8
SOUTH ALABAMA	1/17/15		4	0-1	.000	0-0	.000	0-0	.000	0	0	0	0.9	0	0	1	0	0	0	0.7
ULM	1/19/15		6	0-1	.000	0-1	.000	0-0	.000	0	0	0	0.9	0	0	0	0	0	0	0.6
Totals		1	114	2-14	.143	0-4	.000	5-7	.714	1	11	12	0.9	9	10	10	0	5	9	0.6

Games played: 14
Minutes/game: 8.1
Points/game: 0.6
FG Pct: 14.3
3FG Pct: 0.0
FT Pct: 71.4

Rebounds/game: 0.9
Assists/game: 0.7
Turnovers/game: 0.7
Assist/turnover ratio: 1.0
Steals/game: 0.4

Williams Career Stats

			Total		3-Point		F-Throws		Rebounds											Scoring	
Season	gp-gs	min/avg	fg-fga	pct	fg-fga	pct	ft-fa	pct	off	def	tot	avg	pf	fo	ast	to	blk	stl	pts	avg	
2014-15	14-1	114/8.1	2-14	.143	0-4	.000	5-7	.714	1	11	12	0.9	9	0	10	10	0	5	9	0.6	
TOTAL	14-1	114/8.1	2-14	.143	0-4	.000	5-7	.714	1	11	12	0.9	9	0	10	10	0	5	9	0.6	



31

Williams Notes

- Scored season-high 20 points in win over Georgia State
- Second for UL in scoring (12.5 ppg) and fourth in rebounding (4.1)
- Graduated from Oklahoma State with degree in education in 2014
- Has one year of eligibility remaining with the Cajuns
- Played in 80 games, making 46 starts, at Oklahoma State over past three seasons
- Had career-high 23 points as a freshman vs Baylor (2/4/12)
- Played in two NCAA Tournaments while with the Cowboys
- Averaged 25 points and 12 rebounds per game as a senior at Baton Rouge's Glen Oaks High School

Misc.

Games With	Total	UL Record
Led UL In Points	4	2-2
Led UL in Reb.	4	1-3
Led UL in Assists	2	0-2
10+ Points	14	8-6
20+ Points	1	1-0
2+ 3-pt FG	--	--
2+ Blocks	3	3-0
3+ Assists	1	0-1
5+ Rebounds	7	3-4
10+ Rebounds	--	--
2+ Steals	6	4-2

brian WILLIAMS

Forward | 6-5 | 210 | Senior - TR

Baton Rouge, La. | Glen Oaks HS | Oklahoma State

Williams Career Highs

Points: 20, Georgia State -- 1/5/15
 Rebounds: 7, at Auburn -- 11/21/14; vs Oral Roberts -- 11/25/14
 Assists: 3, at Tulsa -- 11/17/14
 Steals: 3, Louisiana College -- 11/14/14; Centenary -- 12/13/14
 Blocks: 3, Troy -- 1/3/15
 FG made: 7, 4 times
 FG attempts: 14, at McNeese State -- 12/6/14
 3FG made: 1, 5 times
 3FG attempts: 2, South Alabama -- 1/17/15; at Tulsa -- 11/17/14
 FT made: 9, Georgia State -- 1/5/15
 FT attempts: 10, Georgia State -- 1/5/15

2014-15 Game By Game

Opponent	Date	gs	min	Total		3-Pointers		Free throws		Rebounds				pf	a	t/o	blk	stl	pts	avg
				fg-fga	pct	3fg-fga	pct	ft-fa	pct	off	def	tot	avg							
LOUISIANA COLLEGE	11/14/14	*	24	5-8	.625	0-1	.000	1-3	.333	2	3	5	5.0	2	2	1	2	3	11	11.0
at Tulsa	11/17/14	*	24	3-8	.375	1-2	.500	2-3	.667	1	5	6	5.5	4	3	2	0	1	9	10.0
at Auburn	11/21/14	*	26	7-10	.700	0-1	.000	4-4	1.000	2	5	7	6.0	3	2	4	0	0	18	12.7
vs Milwaukee	11-24-14		31	4-10	.400	0-0	.000	4-5	.800	3	3	6	6.0	3	1	0	1	2	12	12.5
vs Oral Roberts	11/25/14	*	31	5-9	.556	0-0	.000	1-4	.250	3	4	7	6.2	2	0	1	1	2	11	12.2
JACKSON STATE	12/3/14	*	27	7-11	.636	0-0	.000	1-1	1.000	3	2	5	6.0	1	2	3	0	1	15	12.7
at McNeese State	12/6/14	*	28	7-14	.500	0-0	.000	1-3	.333	3	2	5	5.9	1	0	3	0	1	15	13.0
LOUISIANA TECH	12/10/14	*	21	7-10	.700	1-1	1.000	0-0	.000	2	2	4	5.6	3	0	0	1	0	15	13.3
CENTENARY	12/13/14	*	18	2-9	.222	0-0	.000	2-2	1.000	1	2	3	5.3	1	2	1	1	3	6	12.4
MILLIGAN COLLEGE	12/17/14	*	21	5-8	.625	0-0	.000	5-7	.714	0	1	1	4.9	0	2	2	0	0	15	12.7
at Northwestern State	12/20/14	*	21	4-13	.308	0-0	.000	2-2	1.000	1	1	2	4.6	1	0	2	1	0	10	12.5
at UALR	12/30/14	*	12	0-3	.000	0-1	.000	3-4	.750	0	0	0	4.3	0	0	2	0	0	3	11.7
TROY	1/3/15	*	32	5-9	.556	0-0	.000	5-6	.833	0	3	3	4.2	2	1	1	3	2	15	11.9
at Appalachian State	1/5/15	*	27	6-8	.750	0-0	.000	3-3	1.000	0	4	4	4.1	2	1	3	1	1	15	12.1
GEORGIA STATE	1/5/15	*	34	5-11	.455	1-1	1.000	9-10	.900	4	1	5	4.2	2	0	1	0	1	20	12.7
at Georgia Southern	01/15/15	*	26	4-10	.400	1-1	1.000	1-1	1.000	2	3	5	4.3	4	0	1	0	1	10	12.5
SOUTH ALABAMA	1/17/15	*	26	5-7	.714	1-2	.500	2-4	.500	1	1	2	4.1	1	1	1	0	1	13	12.5
ULM	1/19/15	*	28	3-10	.300	0-1	.000	2-2	1.000	2	4	6	4.2	0	0	3	1	2	8	12.3
Totals			17	457	84-168	.500	5-11	.455	48-64	.750	30	46	76	4.2	32	17	31	12	221	12.3

Games played: 18
 Minutes/game: 25.4
 Points/game: 12.3
 FG Pct: 50.0
 3FG Pct: 45.5
 FT Pct: 75.0

Rebounds/game: 4.2
 Assists/game: 0.9
 Turnovers/game: 1.7
 Assist/turnover ratio: 0.5
 Steals/game: 1.2
 Blocks/game: 0.7

Williams Career Stats

			Total		3-Point		F-Throws		Rebounds											Scoring	
Season	gp-gs	min/avg	fg-fga	pct	fg-fga	pct	ft-fa	pct	off	def	tot	avg	pf	fo	ast	to	blk	stl	pts	avg	
2014-15	18-17	457/25.4	84-168	.500	5-11	.455	48-64	.750	30	46	76	4.2	32	0	17	31	12	21	221	12.3	
TOTAL	18-17	457/25.4	84-168	.500	5-11	.455	48-64	.750	30	46	76	4.2	32	0	17	31	12	21	221	12.3	



32

Washington Notes

- Had career highs of 14 points, eight rebounds and two blocks off the bench at Appalachian State, including 12 points in the first half

- Made first two career starts in Las Vegas against Milwaukee and Oral Roberts

- Had 16 points and 6 rebounds in exhibition opener vs Loyola-New Orleans

- Was second team all-state selection at St. Augustine High School

- Part of 2011 state championship team as a sophomore in high school

- Was salutatorian of graduating class

Misc.

Games With	Total	UL Record
Led UL In Points	--	--
Led UL in Reb.	1	1-0
Led UL in Assists	2	0-2
10+ Points	3	2-1
20+ Points	--	--
2+ Blocks	1	1-0
2+ Assists	7	4-3
5+ Rebounds	9	6-3
10+ Rebounds	--	--
2+ Steals	2	1-1

bryce WASHINGTON

Forward | 6-6 | 255 | Freshman - HS**New Orleans, La. | St. Augustine HS**

Washington Career Highs

Points: 14, at Appalachian State -- 1/5/15

Rebounds: 8, at Appalachian State -- 1/5/15; at UALR -- 12/30/14

Assists: 4, South Alabama -- 1/17/15

Steals: 3, vs Milwaukee -- 11-24-14

Blocks: 2, at Appalachian State -- 1/5/15

FG made: 6, at Appalachian State -- 1/5/15

FG attempts: 10, at Appalachian State -- 1/5/15

3FG made: 2, at Appalachian State -- 1/5/15

3FG attempts: 2, at Appalachian State -- 1/5/15

FT made: 3, at Georgia Southern -- 01/15/15; Jackson State -- 12/3/14; at UALR -- 12/30/14

FT attempts: 4, Centenary -- 12/13/14; Jackson State -- 12/3/14; at UALR -- 12/30/14

2014-15 Game By Game

Opponent	Date	gs	min	Total		3-Pointers		Free throws		Rebounds				pf	a	t/o	blk	stl	pts	avg
				fg-fga	pct	3fg-fga	pct	ft-fa	pct	off	def	tot	avg							
LOUISIANA COLLEGE	11/14/14		16	4-4	1.000	0-0	.000	0-2	.000	4	3	7	7.0	2	0	2	0	0	8	8.0
at Tulsa	11/17/14		16	0-0	.000	0-0	.000	0-0	.000	0	3	3	5.0	2	1	4	0	1	0	4.0
at Auburn	11/21/14		19	5-7	.714	0-0	.000	1-2	.500	2	2	4	4.7	4	2	2	0	1	11	6.3
vs Milwaukee	11-24-14 *		33	3-7	.429	1-1	1.000	0-0	.000	1	4	5	4.8	1	1	1	1	3	7	6.5
vs Oral Roberts	11/25/14 *		24	0-4	.000	0-0	.000	0-0	.000	1	4	5	4.8	3	2	1	0	0	0	5.2
JACKSON STATE	12/3/14		21	2-3	.667	0-0	.000	3-4	.750	0	2	2	4.3	0	1	2	1	0	7	5.5
at McNeese State	12/6/14		15	1-3	.333	0-0	.000	0-0	.000	3	0	3	4.1	3	0	1	0	1	2	5.0
LOUISIANA TECH	12/10/14		25	3-6	.500	0-0	.000	1-2	.500	1	3	4	4.1	2	2	0	0	0	7	5.3
CENTENARY	12/13/14		18	2-2	1.000	0-0	.000	1-4	.250	1	6	7	4.4	0	3	0	0	0	5	5.2
MILLIGAN COLLEGE	12/17/14		12	0-1	.000	0-0	.000	0-2	.000	2	4	6	4.6	2	1	1	1	2	0	4.7
at Northwestern State	12/20/14		20	0-3	.000	0-0	.000	0-0	.000	1	4	5	4.6	3	3	0	0	0	0	4.3
at UALR	12/30/14		24	4-4	1.000	0-0	.000	3-4	.750	4	4	8	4.9	2	0	0	1	1	11	4.8
TROY	1/3/15		13	1-2	.500	0-0	.000	0-0	.000	0	3	3	4.8	1	0	0	0	0	2	4.6
at Appalachian State	1/5/15		29	6-10	.600	2-2	1.000	0-1	.000	4	4	8	5.0	0	3	1	2	1	14	5.3
GEORGIA STATE	1/5/15		11	0-0	.000	0-0	.000	0-0	.000	0	0	0	4.7	1	0	1	0	0	0	4.9
at Georgia Southern	01/15/15		20	3-5	.600	0-1	.000	3-3	1.000	3	3	6	4.8	3	1	0	0	1	9	5.2
SOUTH ALABAMA	1/17/15		24	4-6	.667	0-1	.000	0-0	.000	1	1	2	4.6	1	4	1	0	1	8	5.4
ULM	1/19/15		12	0-3	.000	0-0	.000	0-0	.000	1	2	3	4.5	0	0	2	0	0	0	5.1
Totals		2	352	38-70	.543	3-5	.600	12-24	.500	29	52	81	4.5	30	24	19	6	12	91	5.1

Games played: 18

Minutes/game: 19.6

Points/game: 5.1

FG Pct: 54.3

3FG Pct: 60.0

FT Pct: 50.0

Rebounds/game: 4.5

Assists/game: 1.3

Turnovers/game: 1.1

Assist/turnover ratio: 1.3

Steals/game: 0.7

Blocks/game: 0.3

Washington Career Stats

			Total		3-Point		F-Throws		Rebounds											Scoring	
Season	gp-gs	min/avg	fg-fga	pct	fg-fga	pct	ft-fa	pct	off	def	tot	avg	pf	fo	ast	to	blk	stl	pts	avg	
2014-15	18-2	352/19.6	38-70	.543	3-5	.600	12-24	.500	29	52	81	4.5	30	0	24	19	6	12	91	5.1	
TOTAL	18-2	352/19.6	38-70	.543	3-5	.600	12-24	.500	29	52	81	4.5	30	0	24	19	6	12	91	5.1	



33

Kande Notes

- Exploded for six late points in 91-64 win over Troy
- Played in 25 games as a true freshman of the Cajuns
- Had career-high 10 points vs Centenary in 2013-14

Misc.

Games With	Total	UL Record
5+ Points	1	1-0
2+ Blocks	--	--
2+ Assists	--	--
5+ Rebounds	--	--
2+ Steals	--	--

vieux KANDE

Center | 6-8 | 240 | Sophomore - 1L
Dakar, Senegal | Sagemont School

Kande Career Highs

Points: 10, Centenary College -- 12/17/13
 Rebounds: 4, South Alabama -- 03/02/14
 Assists: 1, McNeese State -- 11/12/13; Houston -- 12/14/13
 Steals: 1, UALR -- 02/13/14; Northwestern State -- 11/27/13; Centenary College -- 12/17/13
 Blocks: 1, 4 times
 FG made: 4, Centenary College -- 12/17/13
 FG attempts: 6, Centenary College -- 12/17/13
 FT made: 2, Centenary College -- 12/17/13; at McNeese State -- 12/6/14
 FT attempts: 4, Centenary College -- 12/17/13

2014-15 Game By Game

Opponent	Date	gs	min	Total		3-Pointers		Free throws		Rebounds				pf	a	t/o	blk	stl	pts	avg
				fg-fga	pct	3fg-fga	pct	ft-fa	pct	off	def	tot	avg							
LOUISIANA COLLEGE	11/14/14	2		0-0	.000	0-0	.000	1-2	.500	0	1	1	1.0	0	0	0	0	0	1	1.0
at Auburn	11/21/14	4		0-0	.000	0-0	.000	0-0	.000	0	0	0	0.5	0	0	0	0	0	0	0.5
vs Milwaukee	11-24-14	1		0-0	.000	0-0	.000	0-0	.000	0	0	0	0.3	0	0	1	0	0	0	0.3
vs Oral Roberts	11/25/14	2		1-1	1.000	0-0	.000	0-0	.000	1	0	1	0.5	1	0	0	0	0	2	0.8
JACKSON STATE	12/3/14	2		0-0	.000	0-0	.000	0-0	.000	0	1	1	0.6	0	0	0	0	0	0	0.6
at McNeese State	12/6/14	4		1-1	1.000	0-0	.000	2-2	1.000	0	0	0	0.5	1	0	0	0	0	4	1.2
LOUISIANA TECH	12/10/14	3		0-0	.000	0-0	.000	0-0	.000	0	2	2	0.7	0	0	0	0	0	0	1.0
TROY	1/3/15	4		3-3	1.000	0-0	.000	0-0	.000	1	0	1	0.8	0	0	1	0	0	6	1.6
at Appalachian State	1/5/15	2		0-0	.000	0-0	.000	0-0	.000	0	0	0	0.7	0	0	0	0	0	0	1.4
Totals		0	24	5-5	1.000	0-0	.000	3-4	.750	2	4	6	0.7	2	0	2	0	0	13	1.4

Games played: 9
 Minutes/game: 2.7
 Points/game: 1.4
 FG Pct: 100.0
 FT Pct: 75.0

Rebounds/game: 0.7
 Turnovers/game: 0.2

Kande Career Stats

			Total		3-Point		F-Throws		Rebounds										Scoring	
Season	gp-gs	min/avg	fg-fga	pct	fg-fga	pct	ft-fa	pct	off	def	tot	avg	pf	fo	ast	to	blk	stl	pts	avg
2013-14	25-0	122/4.9	10-15	.667	0-0	.000	7-17	.412	9	12	21	0.8	25	1	2	4	4	3	27	1.1
2014-15	9-0	24/2.7	5-5	1.000	0-0	.000	3-4	.750	2	4	6	0.7	2	0	0	2	0	0	13	1.4
TOTAL	34-0	146/4.3	15-20	.750	0-0	.000	10-21	.476	11	16	27	0.8	27	1	2	6	4	3	40	1.2



44

Davenport Notes

- Made seven starts in 35 games played in his first year with the Cajuns

- Reached double figures in scoring three times

- Had lone double-double of the season at UALR with 14 points and 11 rebounds

- Was teammates with current teammate Tiremone Williams at Abbeville High School

Misc.

Games With	Total	UL Record
Led UL In Points	--	--
Led UL in Reb.	--	--
10+ Points	--	--
Had a Block	--	--
3+ Assists	--	--
5+ Rebounds	--	--
2+ Steals	--	--

j.j. DAVENPORT

Center | 6-6 | 355 | Senior - 1L

Abbeville, La. | Abbeville HS | New Mexico JC

Davenport Career Highs

Points: 14, at UALR -- 01/30/14

Rebounds: 11, at UALR -- 01/30/14

Assists: 2, Arkansas State -- 02/15/14; vs WKU -- 3/15/14

Steals: 1, 4 times

Blocks: 1, Arkansas State -- 02/15/14; Louisiana College -- 11/14/14

FG made: 6, Arkansas State -- 02/15/14

FG attempts: 10, Arkansas State -- 02/15/14

3FG attempts: 1, at Appalachian State -- 1/5/15; at Auburn -- 11/21/14

FT made: 6, at UALR -- 01/30/14

FT attempts: 8, at UALR -- 01/30/14

2014-15 Game By Game

Opponent	Date	gs	min	Total		3-Pointers		Free throws		Rebounds				pf	a	t/o	blk	stl	pts	avg
				fg-fga	pct	3fg-fga	pct	ft-fa	pct	off	def	tot	avg							
LOUISIANA COLLEGE	11/14/14	4		0-0	.000	0-0	.000	0-0	.000	0	2	2	2.0	2	1	1	1	0	0	0.0
at Tulsa	11/17/14	5		2-2	1.000	0-0	.000	1-2	.500	0	0	0	1.0	3	0	0	0	0	5	2.5
at Auburn	11/21/14	10		0-2	.000	0-1	.000	0-0	.000	0	1	1	1.0	0	0	0	0	0	0	1.7
vs Milwaukee	11-24-14 *	14		1-5	.200	0-0	.000	0-0	.000	0	0	0	0.8	1	0	2	0	0	2	1.8
vs Oral Roberts	11/25/14 *	4		1-1	1.000	0-0	.000	0-0	.000	0	0	0	0.6	3	0	1	0	0	2	1.8
at UALR	12/30/14	3		0-1	.000	0-0	.000	2-2	1.000	0	0	0	0.5	0	0	0	0	0	2	1.8
TROY	1/3/15	4		0-1	.000	0-0	.000	2-2	1.000	1	1	2	0.7	1	0	1	0	0	2	1.9
at Appalachian State	1/5/15	5		0-1	.000	0-1	.000	0-0	.000	0	2	2	0.9	2	0	1	0	0	0	1.6
GEORGIA STATE	1/5/15	3		0-1	.000	0-0	.000	1-2	.500	0	0	0	0.8	1	0	0	0	0	1	1.6
SOUTH ALABAMA	1/17/15	3		0-0	.000	0-0	.000	0-0	.000	0	0	0	0.7	1	0	0	0	0	0	1.4
ULM	1/19/15	3		0-0	.000	0-0	.000	0-0	.000	0	0	0	0.6	0	0	0	0	0	0	1.3
Totals		2	58	4-14	.286	0-2	.000	6-8	.750	1	6	7	0.6	14	1	6	1	0	14	1.3

Games played: 11

Minutes/game: 5.3

Points/game: 1.3

FG Pct: 28.6

3FG Pct: 0.0

FT Pct: 75.0

Rebounds/game: 0.6

Assists/game: 0.1

Turnovers/game: 0.5

Assist/turnover ratio: 0.2

Blocks/game: 0.1

Davenport Career Stats

			Total		3-Point		F-Throws		Rebounds											Scoring	
Season	gp-gs	min/avg	fg-fga	pct	fg-fga	pct	ft-fa	pct	off	def	tot	avg	pf	fo	ast	to	blk	stl	pts	avg	
2013-14	35-7	424/12.1	56-117	.479	0-0	.000	51-69	.739	51	73	124	3.5	63	1	14	24	1	4	163	4.7	
2014-15	11-2	58/5.3	4-14	.286	0-2	.000	6-8	.750	1	6	7	0.6	14	0	1	6	1	0	14	1.3	
TOTAL	46-9	482/10.5	60-131	.458	0-2	.000	57-77	.740	52	79	131	2.8	77	1	15	30	2	4	177	3.8	



55

Plaisance Notes

- Likely redshirting 2014-15 season
- Mother, DoBee, is head women's basketball coach at Nicholls State University
- Sister Theresa is an All-SEC basketball player at LSU
- Was 2012-13 LSWA Class 1A Player of the Year at Country Day High School
- Averaged 16.5 points and 10.5 rebounds per game as a senior in high school

Misc.

Games With	Total	UL Record
Led UL In Points	--	-
Led UL in Reb.	--	--
10+ Points	--	--
20+ Points	--	--
2+ 3-pt FG	--	--
2+ Blocks	--	--
3+ Assists	--	--
10+ Rebounds	--	--
2+ Steals	--	--

SCOTT PLAISANCE

Forward | 6-9 | 208 | Freshman - HS

New Orleans, La. | Country Day HS

Plaisance Career Highs

2014-15 Game By Game

Plaisance Career Stats



2014-15 LOUISIANA MEN'S BASKETBALL

RaginCajuns.com | @ULRaginCajuns



Game 1

Louisiana 85, Louisiana College 57

Nov. 14, 2014 • Cajundome • Lafayette, La.



Louisiana College 57 • 0-1

#	Player		Total		3-Ptr		Rebounds			PF	TP	A	TO	Blk	Stl	Min
			FG-FGA	FG-FGA	FT-FTA	Off	Def	Tot								
20	Kevin Lewis	f	5-12	1-5	1-5	1	2	3	3	12	0	4	1	3	26	
22	Raheem Regis	f	5-8	0-0	0-2	2	5	7	4	10	0	4	1	1	26	
35	Anthony Gaines, Jr.	f	7-14	0-0	1-2	2	1	3	3	15	0	5	0	3	29	
02	Kevin Cottonham	g	3-8	1-1	7-10	0	2	2	1	14	3	2	0	1	35	
25	Darion Harleaux	g	0-2	0-1	0-0	0	2	2	3	0	0	1	0	0	20	
03	Trey Ray	g	0-1	0-0	0-1	1	0	1	3	0	0	0	0	0	18	
04	Colin Buttone	g	0-0	0-0	0-0	0	1	1	0	0	0	0	0	0	1	
10	Dylan Brewer	g	0-0	0-0	0-0	0	0	0	0	0	1	0	0	0	5	
13	Julius Jackson	g	0-1	0-1	0-0	0	0	0	0	0	0	0	0	0	12	
23	Steve Evans	g	1-2	0-0	3-4	0	0	0	4	5	0	3	0	0	11	
30	Chase Guillory	g	0-1	0-1	0-0	0	0	0	0	0	0	0	0	0	2	
31	Vidal Corbin	g	0-2	0-1	0-0	0	0	0	0	0	1	0	0	0	2	
34	Brandon Watkins	g	0-2	0-0	1-2	1	1	2	5	1	1	0	0	0	13	
Team						3	0	3								
Totals			21-53	2-10	13-26	10	14	24	26	57	5	20	2	8	200	

Louisiana 85 • 1-0

#	Player		Total		3-Ptr		Rebounds			PF	TP	A	TO	Blk	Stl	Min
			FG-FGA	FG-FGA	FT-FTA	Off	Def	Tot								
00	Walker, Devonta	f	7-8	0-1	6-8	2	5	7	1	20	2	2	1	1	27	
21	Long, Shawn	f	3-7	0-1	2-6	2	4	6	4	8	0	4	0	2	20	
31	Williams, Brian	f	5-8	0-1	1-3	2	3	5	2	11	2	1	2	3	24	
01	Wright, Jay	g	2-5	0-1	2-2	0	1	1	3	6	4	0	1	1	17	
03	Rimmer, Xavian	g	0-1	0-1	2-2	0	0	0	2	2	0	1	0	1	14	
04	Wronkoski, Steven	g	2-3	1-2	0-0	1	4	5	0	5	3	1	0	0	17	
05	Shepherd, Kasey	g	2-4	1-2	0-0	0	1	1	1	5	0	3	0	0	10	
11	Williams, Donovan	g	0-1	0-1	0-0	0	1	1	0	0	0	1	0	0	4	
13	Register, Hayward	g	1-5	1-4	2-4	2	1	3	2	5	0	0	0	0	10	
15	LeBlanc, Aaron	g	0-0	0-0	0-0	1	0	1	0	0	0	0	0	0	1	
22	Stove, Johnathan	g	4-6	1-2	2-3	3	0	3	2	11	2	1	0	0	18	
23	Williams, Tiremone	g	1-3	0-0	1-2	0	0	0	2	3	2	0	0	0	16	
32	Washington, Bryce	g	4-4	0-0	0-2	4	3	7	2	8	0	2	0	0	16	
33	Kande, Vieux	g	0-0	0-0	1-2	0	1	1	0	1	0	0	0	0	2	
44	Davenport, JJ	g	0-0	0-0	0-0	0	2	2	2	0	1	1	1	0	4	
Team						0	3	3								
Totals			31-55	4-16	19-34	17	29	46	23	85	18	21	4	8	200	

Officials: BRUCE BELL, JARROD MALBROUGH, BRENT SIMMONS
Technical fouls: Louisiana College-None, Louisiana-None.
Attendance: 2979

Score by periods	1st	2nd	Total
Louisiana College	28	29	57
Louisiana	35	50	85

Points	In	Off	2nd	Fast	Bench
LC	32	20	8	0	5
UL	50	28	18	12	38

Game 3

Auburn 105, Louisiana 80

Nov. 21, 2014 • Auburn Arena • Auburn, Ala.



Louisiana 80 • 1-2

		Total	3-Ptr		Rebounds										
#	Player	FG-FGA	FG-FGA	FT-FTA	Off	Def	Tot	PF	TP	A	TO	Blk	Stl	Min	
00	Walker, Devonta	f	1-2	0-0	2-3	0	4	4	2	4	1	5	0	1	15
31	Williams, Brian	f	7-10	0-1	4-4	2	5	7	3	18	2	4	0	0	26
21	Long, Shawn	c	3-7	0-1	0-1	0	2	2	3	6	1	0	0	0	23
03	Rimmer, Xavian	g	2-3	1-2	5-7	0	0	0	2	10	1	2	0	0	15
23	Williams, Tiremone	g	0-0	0-0	0-0	1	0	1	1	0	2	2	0	1	15
01	Wright, Jay	g	3-8	1-5	4-7	1	1	2	3	11	2	1	0	0	17
04	Wronkoski, Steven	g	0-1	0-1	3-4	2	1	3	0	3	1	2	0	0	14
05	Shepherd, Kasey	g	3-7	0-1	0-0	2	0	2	1	6	0	0	0	2	13
13	Register, Hayward	g	0-1	0-1	0-0	0	1	1	0	0	0	0	0	0	8
22	Stove, Johnathan	g	4-7	1-2	2-2	0	3	3	3	11	1	2	1	0	21
32	Washington, Bryce	g	5-7	0-0	1-2	2	2	4	4	11	2	2	0	1	19
33	Kande, Vieux	g	0-0	0-0	0-0	0	0	0	0	0	0	0	0	0	4
44	Davenport, JJ	g	0-2	0-1	0-0	0	1	1	0	0	0	0	0	0	10
Team						0	1	1							
Totals			28-55	3-15	21-30	10	21	31	22	80	13	20	1	5	200
FG % 1st Half: 14-31		45.2%	2nd half: 14-24		58.3%	Game: 28-55		50.9%	Deadball						
3FG % 1st Half: 1-11		18.2%	2nd half: 1-4		25.0%	Game: 3-15		20.0%	Rebounds						
FT % 1st Half: 8-10		80.0%	2nd half: 13-20		65.0%	Game: 21-30		70.0%	2						

Auburn 105 • 2-1

#	Player	Total			3-Ptr		Rebounds			PF	TP	A	To	Blk	Stl	Min
		FG-FGA	FG-FGA	FT-FTA	Off	Def	Tot									
05	Bowers,Cinnamon	f	7-13	1-1	5-10	5	7	12	2	20	1	2	0	1	32	
25	Granger, Jordan	f	4-5	2-3	4-4	0	6	6	2	14	1	0	1	1	30	
01	Harrell,KT	g	10-15	1-4	3-4	3	1	4	1	24	2	1	0	2	32	
12	Ross-Miller, KC	g	2-3	0-1	4-4	0	1	1	4	8	3	3	0	2	16	
13	Shamsid-Deen, Tahj	g	7-16	5-10	2-2	0	0	0	2	21	3	2	0	2	33	
00	Canada, Malcolm	g	3-8	0-2	4-5	1	1	2	4	10	6	1	1	2	23	
03	Keim,Patrick	g	0-0	0-0	0-0	0	0	0	0	0	0	0	0	0	1	
22	Holmes, C.J.	g	1-1	1-1	0-0	0	0	0	0	3	0	0	0	0	1	
23	Lang, TJ	g	1-2	1-2	0-0	0	0	0	4	3	1	1	0	0	13	
24	Purchase, Jack	g	0-2	0-0	0-0	0	1	1	4	0	2	0	0	0	10	
31	Waddell, Devin	g	1-1	0-0	0-0	0	1	1	1	2	0	0	0	0	8	
42	Stockton, Cole	g	0-0	0-0	0-0	0	0	0	0	0	0	0	0	0	1	
Team						3	6	9								
Totals			36-66	11-26	22-29	12	24	36	24	105	19	10	2	10	200	
FG % 1st Half: 16-37		43.2%	2nd half: 20-29		69.0%	Game: 36-66		54.5%							Deadball	
3FG % 1st Half: 4-15		26.7%	2nd half: 7-11		63.6%	Game: 11-26		42.3%							Rebounds	
FT % 1st Half: 9-12		75.0%	2nd half: 13-17		76.5%	Game: 22-29		75.9%								

Officials: Mike Nance, Mike Thibodeaux, Olandis Poole
Technical fouls: Louisiana-None, Auburn-None.
Attendance: 8120

Score by periods	1st	2nd	Total
Louisiana	38	42	80
Auburn	45	60	105

Last FG - UL 2nd-00:02, AU 2nd-00:15.
Largest lead - UL by 2 1st-19:06, AU by 27 2nd-05:43.Score tied - 6 times.
Lead changed - 7 times.

Game 2

Tulsa 64, Louisiana 53

Nov. 17, 2014 • Reynolds Center • Tulsa, Okla.



Louisiana 53 • 1-1

#	Player		Total		3-Ptr		Rebounds			PF	TP	A	TO	Blk	Stl	Min
			FG-FGA	FG-FGA	FT-FTA	Off	Def	Tot								
00	Walker, Devonta	f	1-6	1-1	0-0	1	3	4	4	3	2	6	0	2	27	
21	Long, Shawn	f	6-13	0-2	3-4	2	2	4	4	15	0	5	4	1	32	
31	Williams, Brian	f	3-8	1-2	2-3	1	5	6	4	9	3	2	0	1	24	
01	Wright, Jay	g	0-2	0-0	0-0	0	0	0	1	0	0	1	0	0	8	
03	Rimmer, Xavian	g	2-6	1-2	0-0	0	2	2	3	5	1	4	0	2	32	
04	Wronkoski, Steven		0-1	0-1	0-0	0	1	1	0	0	0	0	0	0	4	
05	Shepherd, Kasey		1-4	0-2	0-0	0	1	1	0	2	2	3	0	1	12	
13	Register, Hayward		2-4	2-4	0-0	0	1	1	2	6	0	0	0	0	5	
22	Stove, Johnathan		2-2	0-0	0-1	0	1	1	2	4	1	0	0	0	14	
23	Williams, Tremone		1-1	0-0	2-3	0	6	6	0	4	3	0	0	0	21	
32	Washington, Bryce		0-0	0-0	0-0	0	3	3	2	0	1	4	0	1	16	
44	Davenport, JJ		2-2	0-0	0-2	0	0	0	3	5	0	0	0	0	5	
	Team				1-2	1	1	2								
			20-40	5-14	9-13	26	26	52	25	42	25	44	8	8	200	



2014-15 LOUISIANA MEN'S BASKETBALL

RaginCajuns.com | @ULRaginCajuns



Game 5

Louisiana 76, Oral Roberts 52

MGM Grand Main Event

Nov. 25, 2014 • MGM Grand • Las Vegas, Nev.



Louisiana 76 • 2-3

#	Player	Total			3-Ptr		Rebounds			PF	TP	A	TO	Blk	Stl	Min
		FG-FA	FG-FGA	FT-FTA	Off	Def	Tot									
31	Williams, Brian	f	5-9	0-0	1-4	3	4	7	2	11	0	1	1	2	31	
32	Washington, Bryce	f	0-4	0-0	0-0	1	4	5	3	0	2	1	0	0	24	
44	Davenport, JJ	c	1-1	0-0	0-0	0	0	0	3	2	0	1	0	0	4	
01	Wright, Jay	g	3-4	0-0	0-1	2	1	3	0	6	1	5	1	0	18	
03	Rimmer, Xavian	g	1-6	0-2	0-0	1	3	4	2	2	1	3	0	1	23	
00	Walker, Devonta	g	4-7	0-0	5-7	0	4	4	3	13	0	3	0	1	16	
04	Wronkoski, Steven	g	2-4	1-2	0-0	1	2	3	2	5	0	2	0	0	20	
05	Shepherd, Kasey	g	7-8	4-5	4-4	0	6	6	2	22	5	3	1	3	24	
11	Williams, Donovan	g	0-0	0-0	0-0	0	0	0	0	0	0	0	0	0	1	
13	Register, Hayward	g	1-3	1-2	0-0	0	1	1	0	3	0	0	1	0	8	
22	Stove, Johnathan	g	0-0	0-1	2-3	1	4	5	3	10	4	1	0	3	26	
23	Williams, Tiremone	g	0-0	0-0	0-0	0	1	1	1	0	0	1	0	0	3	
33	Kande, Vieux	g	1-1	0-0	0-0	1	0	1	1	2	0	0	0	0	2	
	Team					1	1	2								
Totals			29-56	6-12	12-19	11	31	42	22	76	13	21	4	10	200	

FG % 1st Half: 15-32 46.9% 2nd half: 14-24 58.3% Game: 29-56 51.8% Deadball Rebounds 3
 3FG % 1st Half: 4-8 50.0% 2nd half: 2-4 50.0% Game: 6-12 50.0%
 FT % 1st Half: 2-2 100.0% 2nd half: 10-17 58.8% Game: 12-19 63.2%

Oral Roberts 52 • 1-3

		Total	3-Ptr		Rebounds										
#	Player	FG-FGA	FG-FGA	FT-FTA	Off	Def	Tot	PF	TP	A	TO	Blk	Stl	Min	
34	Denell Henderson	f	6-11	0-0	3-9	7	3	10	3	15	1	3	0	20	
01	Bobby Word	g	0-3	0-0	0-0	0	1	1	0	0	2	0	0	21	
03	Jabbar Singleton	g	0-1	0-0	0-0	0	0	0	1	0	1	1	0	17	
15	Obi Emegano	g	1-6	0-1	7-8	1	6	7	5	9	2	4	0	25	
24	Korey Billbury	g	4-16	1-3	4-6	1	1	2	1	13	1	3	0	38	
00	Aaron Young		2-5	1-3	0-0	0	0	0	4	5	0	2	0	20	
05	Brandon Conley		1-2	0-0	0-0	0	3	3	0	2	0	1	0	14	
22	Adrian Webber		1-4	1-3	5-6	4	3	7	3	8	0	1	0	21	
23	Dederick Lee		0-1	0-1	0-0	0	0	0	0	0	0	0	0	11	
33	Darian Harris		0-5	0-4	0-0	0	0	0	0	0	1	0	2	6	
35	Drew Wilson		0-1	0-0	0-0	0	1	1	0	0	0	0	3	1	
44	Albert Owens		0-1	0-0	0-0	0	0	0	0	0	0	2	0	2	
Team						1	2	3							
Totals			15-56	3-18	19-29	14	20	34	17	52	5	17	5	9	200

FG % 1st Half: 8-22 36.4% 2nd half: 7-34 20.6% Game: 15-56 26.8% Deadball Rebounds 6
 3FG % 1st Half: 1-8 12.5% 2nd half: 2-10 20.0% Game: 3-18 16.7%
 FT % 1st Half: 8-9 88.9% 2nd half: 11-20 55.0% Game: 19-29 65.5%

Officials: STEVE DIVINE, BOBBY DAW, ED CRENSHAW
 Technical fouls: Louisiana-None. Oral Roberts-None.
 Attendance: 3572

Score by periods	1st	2nd	Total
Louisiana	36	40	76
Oral Roberts	25	27	52

	In Paint	Off T/O	2nd Chance	Fast Break	Bench
Points UL	36	19	12	8	55
Points ORU	22	10	7	0	15

Last FG - UL 2nd-00:31, ORU 2nd-01:47.
 Largest lead - UL by 27 2nd-03:20, ORU by 2 1st-19:47.

Score tied - 4 times.
 Lead changed - 1 time.

Game 7

McNeese State 80, Louisiana 70

Dec. 6, 2014 • Burton Coliseum • Lake Charles, La.



Louisiana-Lafayette 70 • 3-4

#	Player	Total		3-Ptr		Rebounds			PF	TP	A	TO	Blk	Stl	Min
		FG-FA	FG-FGA	FT-FTA	Off	Def	Tot								
00	Walker, Devonta	f	3-6	0-0	2-2	4	2	6	4	8	2	0	0	0	19
31	Williams, Brian	f	7-14	0-0	1-3	3	2	5	1	15	0	3	0	1	28
21	Long, Shawn	c	8-16	0-2	2-6	1	10	11	4	18	0	3	5	2	37
03	Rimmer, Xavian	g	3-8	0-4	2-4	0	4	4	1	8	3	1	0	0	29
05	Shepherd, Kasey	g	3-5	1-3	0-0	1	3	4	4	7	7	3	0	3	25
04	Wronkoski, Steven	g	1-3	1-3	0-0	0	0	0	0	3	1	0	0	0	8
11	Williams, Donovan	g	0-0	0-0	0-0	1	0	1	0	0	0	0	0	0	2
13	Register, Hayward	g	1-2	1-6	0-0	0	0	0	1	3	0	0	0	1	9
22	Stove, Johnathan	g	1-2	0-1	0-2	0	0	0	0	2	2	1	1	0	14
23	Williams, Tiremone	g	0-2	0-1	0-0	0	1	1	0	0	1	2	0	1	10
32	Washington, Bryce	g	1-3	0-0	0-0	3	0	3	3	2	0	1	0	1	15
33	Kande, Vieux	g	1-1	0-0	2-2	0	0	0	1	4	0	0	0	0	4
	Team					1	2	3							
	Totals		29-67	3-20	9-19	14	24	38	19	70	16	14	6	9	200

FG % 1st Half: 12-32 37.5% 2nd half: 17-35 48.6% Game: 29-67 43.3% Deadball Rebounds 4
 3FG % 1st Half: 2-11 18.2% 2nd half: 1-9 11.1% Game: 3-20 15.0%
 FT % 1st Half: 5-8 62.5% 2nd half: 4-11 36.4% Game: 9-19 47.4%

McNeese State 80 • 4-2

#	Player	Total			3-Ptr		Rebounds		PF	TP	A	TO	Blk	Stl	Min
		FG-FGA	FG-FGA	FT-FTA	Off	Def Tot									
32	Guidry, Desharick	f	8-10	1-2	12-13	6	10 16	1	29	2	1	0	3	37	
44	Lewis, Austin	f	0-2	0-0	2-2	2	2 4	4	2	0	1	0	0	7	
01	Burr, Jamaya	g	6-18	0-3	2-2	1	2 3	0	14	2	4	0	0	37	
03	Garrett, Keelan	g	2-6	2-3	5-6	0	3 3	0	11	1	2	0	0	28	
11	Hardy, Kevin	g	6-13	0-1	1-3	7	4 11	2	13	6	1	2	5	40	
00	Johnson, Shaun	g	2-6	1-5	0-0	0	2 2	2	5	2	0	0	0	12	
03	Mathieu, Marcus	g	0-1	0-0	1-2	0	0 0	0	1	0	0	0	0	3	
15	Wells, Jordan	g	1-5	0-0	0-0	1	1 2	1	0	0	0	0	0	5	
35	Moss, Matthew	g	1-5	0-2	1-1	0	1 1	5	3	0	1	0	2	19	
31	Ugochukwu, Stephen	g	1-3	0-0	0-0	0	4 4	2	2	0	2	0	1	12	
	Team					0	1 1								
	Totals		26-65	4-16	24-29	17	30 47	17	80	13	12	2	11	200	

FG % 1st Half: 15-32 46.9% 2nd half: 11-33 33.3% Game: 26-65 40.0% Deadball Rebounds 3
 3FG % 1st Half: 2-8 25.0% 2nd half: 2-8 25.0% Game: 4-16 25.0%
 FT % 1st Half: 9-13 69.2% 2nd half: 15-16 93.8% Game: 24-29 82.8%

Officials: Brad Fowler, Marques Pettigrew, Doug George
 Technical fouls: Louisiana-Lafayette-Long, Shawn. McNeese State-None.
 Attendance: 1086

Score by periods	1st	2nd	Total
Louisiana-Lafayette	31	39	70
McNeese State	41	39	80

	In Paint	Off T/O	2nd Chance	Fast Break	Bench
Points ULL	52	19	20	6	14
Points MCN	38	14	24	12	11

Last FG - ULL 2nd-00:09, MCN 2nd-02:05.
 Largest lead - ULL by 8 1st-17:20, MCN by 12 2nd-19:22.

Score tied - 5 times.
 Lead changed - 3 times.

Game 6

Louisiana 76, Jackson State 53

Dec. 3, 2014 • Cajundome • Lafayette, La.



Jackson State 53 • 1-6

#	Player		Total		3-Ptr		Rebounds			PF	TP	A	TO	Blk	Stl	Min
			FG-FGA	FG-FGA	FT-FTA	Off	Def	Tot								
02	Taylor, Derrell	f	8-12	0-0	1-2	5	1	6	3	17	1	1	0	3	31	
22	Bolden, Treshawn	f	3-12	0-0	0-1	0	2	2	4	6	1	0	2	1	24	
03	Specks, Yettra	g	1-5	0-2	1-4	0	1	1	2	3	2	0	0	1	17	
20	Brent, Javeous	g	1-10	1-7	0-0	0	4	4	3	3	0	3	0	0	29	
31	Robinson, Dontaveon	g	2-4	0-0	2-2	1	2	3	3	6	0	2	0	0	19	
04	Looney, Dre'Sean	g	1-1	1-1	0-0	0	0	0	1	3	0	2	0	0	8	
05	Queary, Jaleel	g	3-6	0-0	0-0	0	4	4	0	6	0	2	1	1	19	
11	Maddox, Gerald	g	1-5	0-0	0-0	1	1	2	1	2	0	0	0	2	4	
12	Bernard, Kaven	g	2-7	1-2	0-0	1	1	2	2	5	0	0	0	0	17	
23	Thomas, Jonathan	g	0-0	0-0	0-0	0	1	1	0	0	0	2	0	0	11	
24	Love, Marcus	g	1-6	0-3	0-0	0	1	1	0	2	2	2	0	0	20	
34	Crawford, Pierre	g	0-0	0-0	0-0	0	0	0	1	0	0	0	0	0	1	
Team						4	3	7								
Totals			23-68	3-15	4-9	12	21	33	20	53	6	14	3	8	200	
FG % 1st Half: 11-37		29.7%	2nd half: 12-31	38.7%	Game: 23-68		33.8%	Double								
3FG % 1st Half: 2-8		25.0%	2nd half: 1-7	14.3%	Game: 3-15		20.0%	Rebounds								
FT % 1st Half: 3-4		75.0%	2nd half: 1-5	20.0%	Game: 4-9		44.4%	1								

FG % 1st Half: 11-37 29.7% 2nd half: 12-31 38.7% Game: 23-68 33.8% Deadball Rebounds 1
 3FG % 1st Half: 2-8 25.0% 2nd half: 1-7 14.3% Game: 3-15 20.0%
 FT % 1st Half: 3-4 75.0% 2nd half: 1-5 20.0% Game: 4-9 44.4%

Louisiana 76 • 3-3

||
||
||



2014-15 LOUISIANA MEN'S BASKETBALL

RaginCajuns.com | @ULRaginCajuns



Game 9

Louisiana 115, Centenary 59

Dec. 13, 2014 • Cajundome • Lafayette, La.



Centenary 59 • 4-7

#	Player	Total		3-Ptr		Rebounds		PF	TP	A	TO	Blk	Stl	Min
		FG-FGA	FT-FTA	FG-FGA	FT-FTA	Off	Def							
14	James Sapp	f	5-12	0-1	7-8	6	1	7	0	17	1	1	0	22
30	Donovan Williams	f	1-3	1-2	1-2	0	0	0	0	4	0	1	1	13
02	Brandon Campbell	g	2-5	0-1	1-1	0	2	2	1	5	3	1	0	17
12	Justin Cueto	g	3-7	3-6	4-5	0	2	2	2	13	0	4	0	24
22	Caden Chermie	g	4-9	1-5	1-2	1	0	1	4	10	0	3	0	27
05	Travon Kirkendall		2-8	0-1	0-0	1	1	2	1	4	2	3	0	19
11	Jacob Broussard		1-7	1-7	0-0	0	2	2	1	3	0	3	0	22
13	Ben Ashworth		0-0	0-0	0-0	0	0	0	0	0	0	0	0	2
20	Kendall Demouchet		0-5	0-1	0-0	1	5	6	4	0	0	2	2	21
23	Dylon Weaver		0-5	0-2	0-0	0	1	1	0	0	0	0	0	9
32	Deavonte (DJ) Hicks		1-3	0-0	0-2	3	1	4	1	2	0	0	0	8
33	Trey Barstow		0-0	0-0	0-0	0	0	0	0	0	0	0	0	2
44	Saro Ntigha		0-0	0-0	1-2	2	2	4	2	1	1	0	0	14
Team						3	2	5						
Totals			19-64	6-26	15-22	17	19	36	16	59	7	18	3	200

FG % 1st Half: 10-31 32.3% 2nd half: 9-33 27.3% Game: 19-64 29.7% Deadball Rebounds 4
 3FG % 1st Half: 1-11 9.1% 2nd half: 5-15 33.3% Game: 6-26 23.1%
 FT % 1st Half: 7-9 77.8% 2nd half: 8-13 61.5% Game: 15-22 68.2%

Louisiana 115 • 5-4

#	Player	Total		3-Ptr		Rebounds		PF	TP	A	TO	Blk	Stl	Min
		FG-FGA	FT-FTA	FG-FGA	FT-FTA	Off	Def							
00	Walker, Devonta	f	6-9	0-0	2-3	4	4	8	2	14	0	4	1	19
21	Long, Shawn	f	10-12	1-1	1-2	4	3	7	2	22	1	1	1	19
31	Williams, Brian	f	2-9	0-0	2-2	1	2	3	1	6	2	1	1	18
01	Wright, Jay	g	1-4	0-1	2-2	0	4	4	1	4	4	0	0	15
05	Shepherd, Kasey	g	4-4	2-2	1-2	0	3	3	0	11	4	1	0	13
03	Rimmer, Xavian		5-8	5-7	0-0	1	2	3	1	15	3	0	0	21
04	Wronkoski, Steven		2-4	1-3	0-0	1	1	2	1	5	3	1	0	17
11	Williams, Donovan		3-7	2-4	1-2	0	1	1	4	9	2	1	0	19
13	Register, Hayward		4-8	4-7	0-2	0	2	2	1	12	0	0	0	15
15	LeBlanc, Aaron		2-3	0-0	1-1	1	2	3	1	4	1	1	2	13
22	Stove, Johnathan		3-4	1-1	1-2	1	2	3	4	8	3	0	0	13
32	Washington, Bryce		2-2	0-0	1-4	1	6	7	0	5	3	0	0	18
Team						2	0	2						
Totals			44-74	16-26	11-21	16	31	47	18	115	26	10	5	200

FG % 1st Half: 25-44 56.8% 2nd half: 19-30 63.3% Game: 44-74 59.5% Deadball Rebounds 5
 3FG % 1st Half: 7-11 63.6% 2nd half: 9-15 60.0% Game: 16-26 61.5%
 FT % 1st Half: 7-10 70.0% 2nd half: 4-11 36.4% Game: 11-21 52.4%

Officials: Ray Acosta, Joe Wilbert III, Mitchell Ervin
 Technical fouls: Centenary-TEAM. Louisiana-None.
 Attendance: 3586

Score by periods	1st	2nd	Total
Centenary	28	31	59
Louisiana	64	51	115

Last FG - CENT 2nd-00:38, UL 2nd-01:42.
 Largest lead - CENT None, UL by 58 2nd-00:58.

Points	In	Off	2nd	Fast	Bench
CENT	Paint	T/O	Chance	Break	
UL	22	6	17	6	10
	56	27	18	18	58

Score tied - 0 times.
 Lead changed - 0 times.

Game 11

Northwestern State 89, Louisiana 85

Dec. 20, 2014 • Prather Coliseum • Natchitoches, La.



Louisiana 85 • 6-5

#	Player	Total		3-Ptr		Rebounds		PF	TP	A	TO	Blk	Stl	Min
		FG-FGA	FT-FTA	FG-FGA	FT-FTA	Off	Def							
00	Walker, Devonta	*	8-15	0-0	7-9	7	12	19	0	23	5	3	1	38
01	Wright, Jay	*	3-6	1-1	5-8	0	0	0	5	12	3	3	0	24
03	Rimmer, Xavian	*	3-6	1-2	3-5	0	0	0	2	10	0	1	0	24
21	Long, Shawn	*	2-6	0-0	1-2	4	9	13	4	5	0	4	0	17
31	Williams, Brian	*	4-13	0-0	2-2	1	1	2	1	10	0	2	1	21
04	Wronkoski, Steven		0-0	0-0	0-0	0	0	0	1	0	1	0	0	6
05	Shepherd, Kasey		7-16	2-6	2-3	3	2	5	4	18	2	3	0	27
22	Stove, Johnathan		2-2	0-0	3-3	0	1	1	2	7	1	2	1	22
23	Williams, Tiramone		0-0	0-0	0-0	0	0	0	0	0	0	0	0	1
32	Washington, Bryce		0-3	0-0	0-0	1	4	5	3	0	3	0	0	20
Team						4	0	4						
Totals			29-67	4-9	23-32	20	29	49	22	85	15	18	3	200

FG % 1st Half: 17-41 41.5% 2nd half: 12-26 46.2% Game: 29-67 43.3% Deadball Rebounds 3
 3FG % 1st Half: 3-4 75.0% 2nd half: 1-5 20.0% Game: 4-9 44.4%
 FT % 1st Half: 7-11 63.6% 2nd half: 16-21 76.2% Game: 23-32 71.9%

Northwestern State 89 • 4-5

#	Player	Total		3-Ptr		Rebounds		PF	TP	A	TO	Blk	Stl	Min
		FG-FGA	FT-FTA	FG-FGA	FT-FTA	Off	Def							
02	Welcome, Ta'Jon	*	2-7	1-4	0-2	1	1	2	3	5	1	1	0	17
12	West, Jalan	*	7-17	1-6	4-5	0	2	2	2	19	10	2	1	39
21	Thompson, Sabri	*	4-7	2-3	2-3	1	4	5	0	12	1	4	1	24
23	Woodley, Zeek	*	8-16	0-2	4-6	3	5	8	4	20	1	2	1	34
04	Frazier, Marvin	*	6-8	1-2	2-4	5	6	11	1	15	2	0	3	31
00	Joseph, Tra'von		1-2	0-0	0-0	1	0	1	5	2	0	1	0	10
03	Hall, Devonte		1-4	0-3	0-0	0	2	2	5	2	1	0	0	18
11	Guest, Paxson		0-1	0-1	0-0	0	0	0	1	0	0	0	0	1
13	Killian, Matt		4-6	0-0	0-1	2	3	5	1	8	0	1	0	13
22	Dobbinson, Tony		2-4	1-3	1-2	0	0	0	2	6	0	2	0	13
Team						1	1	2						
Totals			35-72	6-24	13-23	14	24	38	24	89	16	13	6	200

FG % 1st Half: 19-37 51.4% 2nd half: 16-35 45.7% Game: 35-72 48.6% Deadball Rebounds 4
 3FG % 1st Half: 3-4 75.0% 2nd half: 1-5 20.0% Game: 6-24 25.0%
 FT % 1st Half: 8-10 80.0% 2nd half: 2-14 14.3% Game: 13-23 56.5%

Officials: Toby Martinez, Jeff Malham, James Durham
 Technical fouls: Louisiana-None. Northwestern State-None.
 Attendance: 1240

Score by periods	1st	2nd	Total
Louisiana	44	41	85
Northwestern State	50	39	89

Last FG - UL 2nd-02:34, NWLA 2nd-02:41.
 Largest lead - UL by 10 1st-14:00, NWLA by 10 2nd-19:32.

Points	In	Off	2nd	Fast	Bench
UL	Paint	T/O	Chance	Break	
NWLA	44	17	25	8	25
	52	25	14	6	18

Score tied - 5 times.
 Lead changed - 6 times.

Game 10

Louisiana 115, Milligan College 76

Dec. 17, 2014 • Cajundome • Lafayette, La.



Milligan College 76 • 10-5

#	Player	Total		3-Ptr		Rebounds		PF	TP	A	TO	Blk	Stl	Min
		FG-FGA	FT-FTA	FG-FGA	FT-FTA	Off	Def							
22	Chris Ellis	f	1-4	0-0	0-0	1	4	5	2	2	0	1	0	0
41	Morgan McLeod	c	8-14	1-3	0-0	1	5	6	4	17	5	1	0	3
02	James Songster	g	2-5	1-1	0-0	1	1	2	1	5	3	1	0	17
20	Mickey Woods	g	7-19	3-7	0-0	0	3	3	3	17	2	5	0	28
32	Mike Woods, Jr.	g	5-8	5-8	2-2	0	1	1	0	17	1	2	0	3
04	Milos Petrovic		0-2	0-0	0-0	1	1	2	4	0	0	0	0	11
05	Patjo Twagirayezu		2-5	0-0	2-2	1	0	1	0	6	0	1	0	14
10	Gabriel Logan		1-6	0-1	0-0	1	0	1	1	2	1	2	0	15
14	Julian Bailey		5-10	0-0	0-0	2	3	5	2	10	0	1	0	19
34	Edward Kalu		0-0	0-0	0-0	0	1	1	0	0	0	0	0	4
44	Will Robinson		0-3	0-1	0-0	0	1	1	2	0	0	0	0	17
Team						0	2	2						
Totals			31-76	10-21	4-4	8	22	30	19	76	12	14	0	200

FG % 1st Half: 17-40 42.5% 2nd half: 14-36 38.9% Game: 31-76 40.8% Deadball Rebounds 0.1
 3FG % 1st Half: 7-13 53.8% 2nd half: 3-8 37.5% Game: 10-21 47.6%
 FT % 1st Half: 2-2 100.0% 2nd half: 2-2 100.0% Game: 4-4 100.0%

Louisiana 115 • 6-4

#	Player		Total		3-Ptr		Rebounds		PF	TP	A	TO	Blk	Stl	Min
			FG-FGA	FT-FTA	FG-FGA	FT-FTA	Off	Def							
00	Walker, Devonta	f	7-7	0-0	1-4	2	3	5	0	15	2	0	0	2	23
21	Long, Shawn	f	9-14	2-3	6-6	1	19	10	1	26	0	0	3	1	20
31	Williams, Brian	f	5-8	0-0	5-7	0	1	1	0	15	2	2	0	0	21
01	Wright, Jay	g	3-6	1-2	3-4	2	3	5	0	10	5	2	0	0	18
11	Williams, Donovan	g	4-10	2-6	0-2	2	0	2	0	10	0	0	1	3	15
03	Rimmer, Xavian	g	2-4	2-4	2-2	0	3	3	2	8	3	1	0	0	18
04	Wronkoski, Steven		1-1	1-1	0-0	0	4	4	0	3	2	0	1	0	16
05	Shepherd, Kasey		5-7	2-3	0-0	0	3	3	0	12	1	2	1	2	14
13	Register, Hayward		1-5	1-5	1-2	1	2	3	1	4	1	1	0	0	13
15	LeBlanc, Aaron		1-3	0-0	0-0	1	0	1	1	2	0	1	0	0	8
22	Stove, Johnathan		4-8	0-1	2-2	1	2	3	0	10	4	0	0	1	22
32	Washington, Bryce		0-1	0-0	0-2	2	4	6	2	0	1	1	1	2	12
	Team					1	2	3							



2014-15 LOUISIANA MEN'S BASKETBALL

RaginCajuns.com | @ULRaginCajuns



Game 13

Louisiana 91, Troy 64

Jan. 3, 2015 • Cajundome • Lafayette, La.



Troy 64 • 5-6, 0-2 SBC

#	Player	Total		3-Ptr		Rebounds		PF	TP	A	TO	Blk	Stl	Min
		FG-FGA	FT-FTA	FG-FGA	FT-FTA	Off	Def							
21	Walton III, John	f	4-9	0-0	0-3	0	1	1	4	8	1	3	0	30
25	Thomas, Kevin	f	2-5	0-0	0-0	0	8	8	1	4	1	6	0	32
01	Abdul-Aleem, Musa	g	2-7	0-4	4-4	0	1	1	2	8	0	2	0	26
03	Person, Wesley	g	9-15	3-7	7-9	1	3	4	1	28	0	0	0	32
10	Bilbo, Chris	g	4-7	0-1	2-4	0	0	0	1	10	4	2	0	30
04	Ford, Kelton		2-9	0-4	0-2	0	3	3	1	4	3	3	0	25
05	Harrison, Christian		1-1	0-0	0-0	2	1	3	0	2	0	2	0	7
33	Airin, Aaron		0-1	0-0	0-0	2	1	3	3	0	0	1	0	18
Team						4	2	6						
Totals			24-54	3-16	13-22	9	20	29	13	64	9	19	0	200
FG % 1st Half: 12-28		42.9%	2nd half: 12-26		46.2%	Game: 24-54		44.4%	Deadball					
3FG % 1st Half: 3-9		33.3%	2nd half: 0-7		0.0%	Game: 3-16		18.8%	Rebounds					
FT % 1st Half: 4-7		57.1%	2nd half: 9-15		60.0%	Game: 13-22		59.1%						

Louisiana 91 • 8-5, 2-0 SBC

#	Player	Total		3-Ptr		Rebounds		PF	TP	A	TO	Blk	Stl	Min
		FG-FGA	FT-FTA	FG-FGA	FT-FTA	Off	Def							
00	Walker, Devonta	f	4-6	0-1	1-1	2	3	5	2	9	4	0	0	25
21	Long, Shawn	f	7-11	2-4	2-4	1	5	6	1	18	3	1	2	32
31	Williams, Brian	f	5-9	0-0	5-6	0	3	3	2	15	1	1	3	32
01	Wright, Jay	g	8-11	3-4	1-2	1	1	2	2	20	2	3	0	30
05	Shepherd, Kasey	g	7-11	2-5	3-4	0	6	6	2	19	0	1	3	25
03	Rimmer, Xavian		0-2	0-2	0-0	0	1	1	2	0	0	1	0	13
04	Wronkoski, Steven		0-1	0-1	0-0	1	1	2	0	0	2	0	0	6
15	LeBlanc, Aaron		0-0	0-0	0-0	0	1	1	0	0	0	0	0	3
22	Stove, Johnathan		0-0	0-0	0-0	0	0	0	0	0	0	0	0	5
23	Williams, Tiremore		0-4	0-2	0-0	0	0	0	0	0	1	0	0	8
32	Washington, Bryce		1-2	0-0	0-0	0	3	3	1	2	0	0	0	13
33	Kande, Vieux		3-3	0-0	0-0	1	0	1	0	6	0	1	0	4
44	Davenport, JJ		0-1	0-0	2-2	1	1	2	1	2	0	1	0	4
Team						0	1	1						
Totals			35-61	7-19	14-19	7	26	33	15	91	15	9	6	200
FG % 1st Half: 14-30		46.7%	2nd half: 21-31		67.7%	Game: 35-61		57.4%	Deadball					
3FG % 1st Half: 2-10		20.0%	2nd half: 5-9		55.6%	Game: 7-19		36.8%	Rebounds					
FT % 1st Half: 9-11		81.8%	2nd half: 5-8		62.5%	Game: 14-19		73.7%						

Officials: Rodrick Dixon, Brett Miles, James Barker
Technical fouls: Troy-None. Louisiana-Long, Shawn.
Attendance: 3973

Score by periods	1st	2nd	Total
Troy	31	33	64
Louisiana	39	52	91

Last FG - TROY 2nd-01:51, UL 2nd-00:56.
Largest lead - TROY by 4 1st-18:45, UL by 3 2nd-06:19.

Points	In	Off	2nd	Fast	Bench
TROY	34	8	7	6	6
UL	50	21	8	14	10

Score tied - 4 times.
Lead changed - 1 time.

Game 15

Louisiana 84, Georgia State 80

Jan. 8, 2015 • Cajundome • Lafayette, La.



Georgia State 80 • 9-6, 2-2 SBC

#	Player	Total		3-Ptr		Rebounds		PF	TP	A	TO	Blk	Stl	Min
		FG-FGA	FT-FTA	FG-FGA	FT-FTA	Off	Def							
31	Shipes, T.J.	f	5-7	0-0	0-0	1	2	3	5	10	0	1	0	24
33	Crider, Markus	f	3-6	0-0	1-3	2	3	5	3	7	3	1	1	36
02	Green, Ryan	g	0-1	0-0	0-0	2	1	3	1	0	1	3	0	20
22	Hunter, R.J.	g	8-17	5-9	6-8	1	2	3	3	27	6	1	2	40
55	Harrow, Ryan	g	11-21	1-3	2-4	0	2	2	2	25	2	3	0	32
00	Ware, Kevin		3-4	0-1	0-0	2	2	4	2	6	3	3	0	28
15	Brown, Jalen		0-0	0-0	0-0	0	0	0	0	3	0	0	1	4
23	Session, Jordan		0-0	0-0	0-0	0	0	0	0	1	0	0	0	0+
42	Washington, Curtis		2-3	0-0	1-2	1	2	3	4	5	0	1	2	16
Team						0	3	3						
Totals			32-59	6-13	10-17	9	17	26	24	80	15	14	5	200
FG % 1st Half: 18-35		51.4%	2nd half: 14-24		58.3%	Game: 32-59		54.2%	Deadball					
3FG % 1st Half: 4-8		50.0%	2nd half: 2-5		40.0%	Game: 6-13		46.2%	Rebounds					
FT % 1st Half: 1-2		50.0%	2nd half: 9-15		60.0%	Game: 10-17		58.8%						

Louisiana 84 • 10-5, 4-0 SBC

#	Player	Total		3-Ptr		Rebounds		PF	TP	A	TO	Blk	Stl	Min
		FG-FGA	FT-FTA	FG-FGA	FT-FTA	Off	Def							
00	Walker, Devonta	f	5-6	0-0	5-5	1	5	6	1	15	3	2	1	36
21	Long, Shawn	f	5-5	0-0	6-7	2	11	13	3	16	0	5	1	29
31	Williams, Brian	f	5-11	1-1	9-10	4	1	5	2	20	0	1	0	34
01	Wright, Jay	g	4-8	3-4	2-4	0	1	1	1	13	6	5	0	29
05	Shepherd, Kasey	g	3-11	2-9	2-2	0	1	1	2	10	2	1	0	34
03	Rimmer, Xavian		0-1	0-0	4-6	0	0	0	0	4	0	0	0	13
04	Wronkoski, Steven		1-2	1-2	2-2	0	1	1	2	5	0	1	0	7
22	Stove, Johnathan		0-0	0-0	0-0	0	0	0	0	1	0	1	0	4
32	Washington, Bryce		0-0	0-0	0-0	0	0	0	0	1	0	1	0	11
44	Davenport, JJ		0-1	0-0	1-2	0	0	0	1	1	0	0	0	3
Team						0	1	1						
Totals			23-45	7-16	31-38	7	21	28	14	84	12	16	2	200
FG % 1st Half: 11-19		57.9%	2nd half: 12-26		46.2%	Game: 23-45		51.1%	Deadball					
3FG % 1st Half: 4-7		57.1%	2nd half: 3-9		33.3%	Game: 7-16		43.8%	Rebounds					
FT % 1st Half: 14-19		73.7%	2nd half: 17-19		89.5%	Game: 31-38		81.6%						

Officials: Tim Gattis, Kevin Mathis, John Hampton
Technical fouls: Georgia State-Harrow, Ryan. Louisiana-Davenport, JJ.
Attendance: 4531

Score by periods	1st	2nd	Total
Georgia State	41	39	80
Louisiana	40	44	84

Last FG - GSU 2nd-01:23, UL 2nd-02:57.
Largest lead - GSU by 17 1st-08:02, UL by 6 2nd-16:46.

Points	In	Off	2nd	Fast	Bench
GSU	44	16	6	12	11
UL	26	24	6	10	10

Score tied - 3 times.
Lead changed - 5 times.

Game 14

Louisiana 80, Appalachian State 64

Jan. 5, 2015 • Holmes Center • Boone, N.C.



Louisiana 80 • 9-5 (3-0)

#	Player		Total		3-Ptr		Rebounds			PF	TP	A	TO	Blk	Stl	Min
			FG-FGA	FT-FTA	FG-FGA	FT-FTA	Off	Def	Tot							
00	Walker, Devonta	f	4-7	0-0	2-3	1	2	3	5	10	4	2	0	1	13	
21	Long, Shawn	f	4-11	0-2	2-4	3	6	9	2	10	4	1	3	0	31	
31	Williams, Brian	f	6-8	0-0	3-3	0	4	4	2	15	1	3	1	1	27	
01	Wright, Jay	g	2-5	0-1	5-6	1	4	5	3	9	3	0	1	2	28	
05	Shepherd, Kasey	g	6-8	1-2	0-0	1	4	5	1	13	2	1	0	3	30	
03	Rimmer, Xavian	g	2-3	1-2	0-0	0	0	0	0	5	1	1	0	0	9	
04	Wronkoski, Steven		1-3	0-1	0-0	0	0	0	2	2	0	1	0	1	14	
22	Stove, Johnathan		0-4	0-1	0-0	0	1	1	4	0	0	2	0	0	10	
23	Williams, Tiremore		0-0	0-0	2-2	0	0	0	0	2	0	0	0	1	2	
32	Washington, Bryce		6-10	2-2	0-1	4	4	8	0	14	3	1	2	1	29	
33	Kande, Vieux		0-0	0-0	0-0	0	0	0	0	0	0	0	0	0	2	
44	Davenport, JJ		0-1	0-1	0-0	0	2	2	2	0	0	1	0	0	5	
Team						0	1	1								
Totals			31-60	4-12	14-19	10	28	38	21	80	18	13	7	10	200	
FG % 1st Half:		16-31	51.6%	2nd half:	15-29	51.7%	Game:	31-60	51.7%	Deadball						
3FG % 1st Half:		2-6	33.3%	2nd half:	2-6	33.3%	Game:	4-12	33.3%	Rebounds						
FT % 1st Half:		4-5	80.0%	2nd half:	10-14	71.4%	Game:	14-19	73.7%							



2014-15 LOUISIANA MEN'S BASKETBALL

RaginCajuns.com | @ULRaginCajuns



Game 17

South Alabama 89, Louisiana 82

Jan. 17, 2015 • Cajundome • Lafayette, La.



Louisiana 73 • 11-6 (2-2 SBC)

#	Player		Total		3-Ptr		Rebounds			PF	TP	A	TO	Blk	Stl	Min
			FG-FGA	FT-FTA	FG-FGA	FT-FTA	Off	Def	Tot							
21	Long, Shawn	f	6-16	1-2	2-5	2 8	10	4	15	1	4	1	3	34		
44	Davenport, JJ	c	1-3	0-0	4-4	2 0	2	2	6	0	1	0	0	13		
00	Mbamalu, Bryant	g	1-6	1-4	1-2	1 0	1	4	4	1	2	0	0	20		
02	Payton, Elfrid	g	7-17	0-1	4-10	2 5	7	1	18	6	4	0	2	39		
03	Rimmer, Xavian	g	1-4	0-3	2-2	1 0	1	2	4	2	0	0	1	22		
04	Wronkoski, Steven		2-5	2-5	2-2	0 1	1	3	8	1	2	0	0	19		
05	Shepherd, Kasey		1-1	0-0	0-0	0 0	0	2	2	0	2	0	2	16		
22	Moore, Elridge		1-4	0-1	0-0	1 0	1	4	2	1	0	0	1	13		
31	Brown, Kevin		4-6	4-5	2-2	0 2	2	1	14	1	3	0	2	24		
Team						3 3	6									
Totals			24-62	8-21	17-27	12 19	31	23	73	13	18	1	11	200		

FG % 1st Half: 9-27 33.3% 2nd half: 15-35 42.9% Game: 24-62 38.7% Deadball Rebounds 3.1
3FG % 1st Half: 5-10 50.0% 2nd half: 3-11 27.3% Game: 8-21 38.1%
FT % 1st Half: 7-8 87.5% 2nd half: 10-19 52.6% Game: 17-27 63.0%

South Alabama 81 • 7-11 (1-4 SBC)

#	Player		Total		3-Ptr		Rebounds			PF	TP	A	TO	Blk	Stl	Min
			FG-FGA	FT-FTA	FG-FGA	FT-FTA	Off	Def	Tot							
13	Ammons, Mychal	f	4-6	0-2	1-6	0 8	8	3	9	5	2	2	0	31		
21	Rubit, Augustine	f	7-10	0-2	7-7	4 5	9	4	21	1	3	5	0	30		
01	Williams, Ken	g	6-11	3-7	3-4	0 2	2	18	3	5	1	0	35			
12	Allen, Antoine	g	4-8	2-6	2-2	1 5	6	4	12	2	3	0	0	28		
20	Saintil, Aakim	g	5-6	3-4	2-3	0 4	4	2	15	2	7	1	1	25		
03	Maston, Isaiah		0-0	0-0	0-0	0 0	0	0	0	1	0	1	1	10		
04	Stevens, Barrington		1-5	0-2	0-0	0 1	1	4	2	2	4	0	1	22		
24	Ferguson, Dionte		1-2	0-0	0-2	0 5	5	4	2	1	2	2	2	15		
32	Karazsia, Austin		1-1	0-0	0-0	0 0	0	0	2	0	0	0	0	4		
Team						0 2	2									
Totals			29-49	8-23	15-24	5 32	37	23	81	17	26	12	5	200		

FG % 1st Half: 15-25 60.0% 2nd half: 14-24 58.3% Game: 29-49 59.2% Deadball Rebounds 4.1
3FG % 1st Half: 4-12 33.3% 2nd half: 4-11 36.4% Game: 8-23 34.8%
FT % 1st Half: 5-6 83.3% 2nd half: 10-18 55.6% Game: 15-24 62.5%

Officials: Dan Chrisman, Ron Groover, Barron Searles
Technical fouls: Louisiana-None. South Alabama-None.
Attendance: 2193

Score by periods	1st	2nd	Total
Louisiana	30	43	73
South Alabama	39	42	81

Last FG - UL 2nd-00:08, USA 2nd-00:39.
Largest lead - UL by 3 1st-17:43, USA by 15 2nd-16:44.

Points	In Paint	Off T/O	2nd Chance	Fast Break	Bench
Louisiana	32	16	9	7	26
USA	40	11	8	17	6

Score tied - 1 time.
Lead changed - 2 times.

Game 18

ULM 57, Louisiana 55

Jan. 19, 2015 • Cajundome • Lafayette, La.



ULM 57 • 12-6, 6-1 SBC

#	Player		Total		3-Ptr		Rebounds			PF	TP	A	TO	Blk	Stl	Min
			FG-FGA	FT-FTA	FG-FGA	FT-FTA	Off	Def	Tot							
12	Onghwae, Tylor	f	5-11	0-0	3-5	1 4	5	1	13	2	1	0	2	34		
13	Deng, Majok	f	3-7	1-3	1-2	0 5	5	2	8	1	2	1	0	28		
00	Williams, Marvin	c	3-8	0-0	0-3	3 4	7	4	6	0	2	1	0	31		
04	Foster, Mack	g	2-9	0-3	2-2	1 3	4	0	6	0	2	0	1	14		
11	Coppola, Nick	g	3-9	1-4	0-0	0 4	4	1	7	1	1	0	1	35		
02	Harvey, DeMondre		0-0	0-0	0-0	0 0	0	1	0	0	0	0	0	3		
03	Cooper, Prince		0-0	0-0	0-0	0 0	0	0	0	0	0	0	0	6		
05	Samuel, Jamaal		3-5	3-4	0-0	0 0	0	2	9	0	1	0	1	18		
20	Amajoyi, Chinedu		0-0	0-0	0-0	0 0	0	0	0	1	0	0	0	3		
32	Roberson, Justin		3-7	0-0	2-5	1 5	6	3	8	4	1	1	1	28		
Team						0 3	3									
Totals			22-56	5-14	8-17	6 28	34	14	57	9	10	3	8	200		

FG % 1st Half: 13-28 46.4% 2nd half: 9-28 32.1% Game: 22-56 39.3% Deadball Rebounds 3
3FG % 1st Half: 3-7 42.9% 2nd half: 2-7 28.6% Game: 5-14 35.7%
FT % 1st Half: 3-4 75.0% 2nd half: 5-13 38.5% Game: 8-17 47.1%

Louisiana 55 • 10-8, 4-3 SBC

#	Player		Total		3-Ptr		Rebounds			PF	TP	A	TO	Blk	Stl	Min
			FG-FGA	FT-FTA	FG-FGA	FT-FTA	Off	Def	Tot							
00	Walker, Devonta	f	5-9	0-0	5-5	5 4	9	2	15	0	3	1	2	29		
21	Long, Shawn	f	7-13	1-4	4-5	1 8	9	3	19	1	1	3	0	35		
31	Williams, Brian	f	3-10	0-1	2-2	2 4	6	0	8	0	3	1	2	28		
01	Wright, Jay	g	2-6	0-1	2-2	0 5	5	1	6	5	1	0	0	28		
05	Shepherd, Kasey	g	0-6	0-4	2-2	0 2	2	4	2	1	0	0	0	20		
03	Rimmer, Xavian		1-4	1-4	2-2	0 2	2	1	5	0	1	0	1	17		
04	Wronkoski, Steven		0-2	0-2	0-0	0 4	4	0	0	1	2	0	0	14		
13	Register, Hayward		0-1	0-1	0-0	0 0	0	0	0	1	0	0	0	2		
22	Stove, Johnathan		0-0	0-0	0-0	0 1	1	0	0	0	1	0	0	6		
23	Williams, Tiremone		0-1	0-1	0-0	0 0	0	0	0	0	0	0	0	6		
32	Washington, Bryce		0-3	0-0	0-0	1 2	3	0	0	0	2	0	0	12		
44	Davenport, JJ		0-0	0-0	0-0	0 0	0	0	0	0	0	0	0	3		
Team						0 2	2									
Totals			18-55	2-18	17-18	9 34	43	11	55	9	14	5	5	200		

FG % 1st Half: 11-32 34.4% 2nd half: 7-23 30.4% Game: 18-55 32.7% Deadball Rebounds 1
3FG % 1st Half: 1-10 10.0% 2nd half: 1-8 12.5% Game: 2-18 11.1%
FT % 1st Half: 7-7 100.0% 2nd half: 10-11 90.9% Game: 17-18 94.4%

Officials: Douglas Simmans, Bert Smith, Brent Hampton
Technical fouls: ULM-None. Louisiana-Long, Shawn.
Attendance: 4213

Score by periods	1st	2nd	Total
ULM	32	25	57
Louisiana	30	25	55

Points	In Paint	Off T/O	2nd Chance	Fast Break	Bench
Louisiana	30	13	4	8	17
UL	32	10	13	4	5

Last FG - ULM 2nd-02:20, UL 2nd-07:34.
Largest lead - ULM by 9 1st-07:39, UL by 4 2nd-16:36.

Score tied - 10 times.
Lead changed - 4 times.



Louisiana Team Game-By-Game Stats

Opponent	Date	Score		Total		3-Pointers		Free throws		Rebounds				pf	a	t/o	blk	stl	pts	avg
				fg-fga	pct	3fg-fga	pct	ft-fta	pct	off	def	tot	avg							
LOUISIANA COLLEGE	11/14/14	85-57	W	31-55	.564	4-16	.250	19-34	.559	17	29	46	46.0	23	18	21	4	8	85	85.0
at Tulsa	11/17/14	53-64	L	20-49	.408	5-14	.357	8-13	.615	5	26	31	38.5	25	13	25	4	8	53	69.0
at Auburn	11/21/14	80-105	L	28-55	.509	3-15	.200	21-30	.700	10	21	31	36.0	22	13	20	1	5	80	72.7
vs Milwaukee	11-24-14	52-56	L	18-54	.333	3-11	.273	13-15	.867	8	19	27	33.8	22	7	16	2	9	52	67.5
vs Oral Roberts	11/25/14	76-52	W	29-56	.518	6-12	.500	12-19	.632	11	31	42	35.4	22	13	21	4	10	76	69.2
JACKSON STATE	12/3/14	76-53	W	25-53	.472	2-10	.200	24-32	.750	11	37	48	37.5	11	17	15	10	8	76	70.3
at McNeese State	12/6/14	70-80	L	29-67	.433	3-20	.150	9-19	.474	14	24	38	37.6	19	16	14	6	9	70	70.3
LOUISIANA TECH	12/10/14	94-86	W	35-67	.522	7-14	.500	17-24	.708	12	30	42	38.1	18	18	16	3	7	94	73.2
CENTENARY	12/13/14	115-59	W	44-74	.595	16-26	.615	11-21	.524	16	31	47	39.1	18	26	10	5	14	115	77.9
MILLIGAN COLLEGE	12/17/14	115-76	W	42-74	.568	11-25	.440	20-31	.645	13	36	49	40.1	7	21	10	8	10	115	81.6
at Northwestern State	12/20/14	85-89	L	29-67	.433	4-9	.444	23-32	.719	20	29	49	40.9	22	15	18	3	6	85	81.9
at UALR	12/30/14	83-79	Wot	28-65	.431	8-21	.381	19-26	.731	17	30	47	41.4	17	17	12	3	1	83	82.0
TROY	1/3/15	91-64	W	35-61	.574	7-19	.368	14-19	.737	7	26	33	40.8	15	15	9	6	7	91	82.7
at Appalachian State	1/5/15	80-64	W	31-60	.517	4-12	.333	14-19	.737	10	28	38	40.6	21	18	13	7	10	80	82.5
GEORGIA STATE	1/5/15	84-80	W	23-45	.511	7-16	.438	31-38	.816	7	21	28	39.7	14	12	16	2	6	84	82.6
at Georgia Southern	01/15/15	70-78	L	27-70	.386	7-25	.280	9-13	.692	17	29	46	40.1	23	13	14	2	9	70	81.8
SOUTH ALABAMA	1/17/15	82-89	L	27-68	.397	6-20	.300	22-32	.688	17	27	44	40.4	19	9	9	1	4	82	81.8
ULM	1/19/15	55-57	L	18-55	.327	2-18	.111	17-18	.944	9	34	43	40.5	11	9	14	5	5	55	80.3
Louisiana		1446		519-1095	.474	105-303	.347	303-435	.697	221	508	729	40.5	329	270	273	76	136	1446	80.3
Opponents		1288		468-1104	.424	99-314	.315	253-386	.655	196	422	618	34.3	345	181	256	65	127	1288	71.6

Games played: 18
Points/game: 80.3
FG Pct: 47.4
3FG Pct: 34.7
FT Pct: 69.7

Rebounds/game: 40.5
Assists/game: 15.0
Turnovers/game: 15.2
Assist/turnover ratio: 1.0
Steals/game: 7.6
Blocks/game: 4.2



Louisiana Combined Stats (Conference Games)

RECORD:	OVERALL	HOME	AWAY	NEUTRAL
ALL GAMES	4-3	2-2	2-1	0-0
CONFERENCE	4-3	2-2	2-1	0-0
NON-CONFERENCE	0-0	0-0	0-0	0-0

#	Player	gp-gs	min	avg	Total		3-Point		F-Throw		Rebounds								pts	avg		
					fg-fga	fg%	3fg-fga	3fg%	ft-fa	ft%	off	def	tot	avg	pf	dq	a	to			blk	stl
21	Long, Shawn	7-7	231	33.0	47-92	.511	6-21	.286	26-36	.722	17	62	79	11.3	17	0	13	13	13	2	126	18.0
31	Williams, Brian	7-7	185	26.4	28-58	.483	3-6	.500	25-30	.833	9	16	25	3.6	11	0	3	12	5	8	84	12.0
05	Shepherd, Kasey	7-7	206	29.4	27-69	.391	11-39	.282	14-16	.875	2	17	19	2.7	16	0	18	9	2	13	79	11.3
00	Walker, Devonta	7-7	169	24.1	26-50	.520	1-2	.500	19-22	.864	19	30	49	7.0	15	1	11	12	2	5	72	10.3
01	Wright, Jay	7-7	198	28.3	22-56	.393	7-18	.389	19-33	.576	4	16	20	2.9	16	0	26	13	1	6	70	10.0
32	Washington, Bryce	7-0	133	19.0	18-30	.600	2-4	.500	6-8	.750	13	17	30	4.3	8	0	8	5	3	4	44	6.3
13	Register, Hayward	4-0	21	5.3	5-13	.385	5-12	.417	0-0	.000	0	4	4	1.0	4	0	1	0	0	0	15	3.8
33	Kande, Vieux	2-0	6	3.0	3-3	1.000	0-0	.000	0-0	.000	1	0	1	0.5	0	0	0	1	0	0	6	3.0
03	Rimmer, Xavian	7-0	88	12.6	5-16	.313	4-13	.308	6-8	.750	0	7	7	1.0	9	0	4	5	0	1	20	2.9
22	Stove, Johnathan	7-0	79	11.3	5-14	.357	1-4	.250	2-2	1.000	5	7	12	1.7	14	0	5	8	0	1	13	1.9
04	Wronkoski, Steven	7-0	53	7.6	3-11	.273	1-8	.125	2-2	1.000	4	8	12	1.7	5	0	4	5	0	1	9	1.3
44	Davenport, JJ	6-0	21	3.5	0-4	.000	0-1	.000	5-6	.833	1	3	4	0.7	5	0	0	2	0	0	5	0.8
23	Williams, Tiremone	6-0	32	5.3	0-8	.000	0-3	.000	2-2	1.000	0	1	1	0.2	0	0	0	2	0	1	2	0.3
15	LeBlanc, Aaron	1-0	3	3.0	0-0	.000	0-0	.000	0-0	.000	0	1	1	1.0	0	0	0	0	0	0	0	0.0
Team											9	6	15									
Total.....		7	1425		189-424	.446	41-131	.313	126-165	.764	84	195	279	39.9	120	1	93	87	26	42	545	77.9
Opponents.....		7	1425		193-423	.456	38-112	.339	87-142	.613	67	169	236	33.7	129	2	72	84	28	44	511	73.0

TEAM STATISTICS	UL	OPP
SCORING	545	511
Points per game	77.9	73.0
Scoring margin	+4.9	-
FIELD GOALS-ATT	189-424	193-423
Field goal pct	.446	.456
3 POINT FG-ATT	41-131	38-112
3-point FG pct	.313	.339
3-pt FG made per game	5.9	5.4
FREE THROWS-ATT	126-165	87-142
Free throw pct	.764	.613
F-Throws made per game	18.0	12.4
REBOUNDS	279	236
Rebounds per game	39.9	33.7
Rebounding margin	+6.1	-
ASSISTS	93	72
Assists per game	13.3	10.3
TURNOVERS	87	84
Turnovers per game	12.4	12.0
Turnover margin	-0.4	-
Assist/turnover ratio	1.1	0.9
STEALS	42	44
Steals per game	6.0	6.3
BLOCKS	26	28
Blocks per game	3.7	4.0
ATTENDANCE	18822	5329
Home games-Avg/Game	4-4706	3-1776
Neutral site-Avg/Game	-	0-0

Date	Opponent		Score	Att.
* 12/30/14	at UALR	Wot	83-79	0
* 1/3/15	TROY	W	91-64	3973
* 1/5/15	at Appalachian State	W	80-64	1004
* 1/5/15	GEORGIA STATE	W	84-80	4531
* 01/15/15	at Georgia Southern	L	70-78	4325
* 1/17/15	SOUTH ALABAMA	L	82-89	6105
* 1/19/15	ULM	L	55-57	4213

* - Conference game

Score by Periods	1st	2nd	OT	Totals
Louisiana	257	279	9	545
Opponents	235	271	5	511



Louisiana Combined Stats

RECORD:	OVERALL	HOME	AWAY	NEUTRAL
ALL GAMES	10-8	7-2	2-5	1-1
CONFERENCE	4-3	2-2	2-1	0-0
NON-CONFERENCE	6-5	5-0	0-4	1-1

##	Player	gp-gs	min	avg	Total		3-Point		F-Throw		Rebounds				pf	dq	a	to	blk	stl	pts	avg
					fg-fga	fg%	3fg-fga	3fg%	ft-fa	ft%	off	def	tot	avg								
21	Long, Shawn	16-16	451	28.2	101-190	.532	9-34	.265	48-76	.632	39	117	156	9.8	47	1	19	35	30	10	259	16.2
31	Williams, Brian	18-17	457	25.4	84-168	.500	5-11	.455	48-64	.750	30	46	76	4.2	32	0	17	31	12	21	221	12.3
00	Walker, Devonta	18-16	433	24.1	75-138	.543	2-4	.500	57-73	.781	45	81	126	7.0	37	1	30	48	6	16	209	11.6
05	Shepherd, Kasey	18-11	403	22.4	68-141	.482	26-70	.371	25-31	.806	11	42	53	2.9	29	0	48	34	4	34	187	10.4
01	Wright, Jay	17-16	399	23.5	43-116	.371	13-35	.371	48-73	.658	10	39	49	2.9	36	1	56	33	5	16	147	8.6
03	Rimmer, Xavian	17-7	311	18.3	28-72	.389	15-45	.333	26-35	.743	3	27	30	1.8	27	0	17	22	0	8	97	5.7
32	Washington, Bryce	18-2	352	19.6	38-70	.543	3-5	.600	12-24	.500	29	52	81	4.5	30	0	24	19	6	12	91	5.1
22	Stove, Johnathan	18-1	265	14.7	32-61	.525	4-12	.333	14-20	.700	12	20	32	1.8	36	1	26	16	5	6	82	4.6
13	Register, Hayward	13-0	99	7.6	16-51	.314	16-46	.348	5-10	.500	3	14	17	1.3	13	0	2	1	1	2	53	4.1
11	Williams, Donovan	6-1	42	7.0	7-18	.389	4-11	.364	1-4	.250	3	2	5	0.8	4	0	2	2	1	5	19	3.2
04	Wronkoski, Steven	18-0	191	10.6	13-31	.419	8-24	.333	5-6	.833	9	24	33	1.8	11	0	17	11	1	1	39	2.2
33	Kande, Vieux	9-0	24	2.7	5-5	1.000	0-0	.000	3-4	.750	2	4	6	0.7	2	0	0	2	0	0	13	1.4
44	Davenport, JJ	11-2	58	5.3	4-14	.286	0-2	.000	6-8	.750	1	6	7	0.6	14	0	1	6	1	0	14	1.3
15	LeBlanc, Aaron	5-0	26	5.2	3-6	.500	0-0	.000	0-0	.000	3	2	5	1.0	2	0	1	2	4	0	6	1.2
23	Williams, Tiremone	14-1	114	8.1	2-14	.143	0-4	.000	5-7	.714	1	11	12	0.9	9	0	10	10	0	5	9	0.6
Team											20	21	41					1				
Total.....		18	3625		519-1095	.474	105-303	.347	303-435	.697	221	508	729	40.5	329	4	270	273	76	136	1446	80.3
Opponents.....		18	3625		468-1104	.424	99-314	.315	253-386	.655	196	422	618	34.3	345	8	181	256	65	127	1288	71.6

TEAM STATISTICS	UL	OPP	Date	Opponent	Score	Att.
SCORING	1446	1288	11/14/14	LOUISIANA COLLEGE	w 85-57	2979
Points per game	80.3	71.6	11/17/14	at Tulsa	L 53-64	3889
Scoring margin	+8.8	-	11/21/14	at Auburn	L 80-105	8120
FIELD GOALS-ATT	519-1095	468-1104	11-24-14	vs Milwaukee	L 52-56	1192
Field goal pct	.474	.424	11/25/14	vs Oral Roberts	w 76-52	0
3 POINT FG-ATT	105-303	99-314	12/3/14	JACKSON STATE	w 76-53	3572
3-point FG pct	.347	.315	12/6/14	at McNeese State	L 70-80	1086
3-pt FG made per game	5.8	5.5	12/10/14	LOUISIANA TECH	w 94-86	3786
FREE THROWS-ATT	303-435	253-386	12/13/14	CENTENARY	w 115-59	3586
Free throw pct	.697	.655	12/17/14	MILLIGAN COLLEGE	w 115-76	3263
F-Throws made per game	16.8	14.1	12/20/14	at Northwestern State	L 85-89	1240
REBOUNDS	729	618	* 12/30/14	at UALR	Wot 83-79	0
Rebounds per game	40.5	34.3	* 1/3/15	TROY	w 91-64	3973
Rebounding margin	+6.2	-	* 1/5/15	at Appalachian State	w 80-64	1004
ASSISTS	270	181	* 1/5/15	GEORGIA STATE	w 84-80	4531
Assists per game	15.0	10.1	* 01/15/15	at Georgia Southern	L 70-78	4325
TURNOVERS	273	256	* 1/17/15	SOUTH ALABAMA	L 82-89	6105
Turnovers per game	15.2	14.2	* 1/19/15	ULM	L 55-57	4213
Turnover margin	-0.9	-	* - Conference game			
Assist/turnover ratio	1.0	0.7				
STEALS	136	127				
Steals per game	7.6	7.1				
BLOCKS	76	65				
Blocks per game	4.2	3.6				
ATTENDANCE	36008	20856				
Home games-Avg/Game	9-4001	7-2809				
Neutral site-Avg/Game	-	2-596				

Score by Periods	1st	2nd	OT	Totals
Louisiana	678	759	9	1446
Opponents	619	664	5	1288