



2014 ARKANSAS STATE BASEBALL

Chris Graddy, Media Relations Assistant • Office: 870-972-2707 • Cell: 870-340-7836

Email: cgraddy@astate.edu • Facebook.com/AStateBaseball • Twitter: @AStateGameDay #AStateBSB

Mailing Address: P.O. Box 1000, State University, AR 72467

2014 Schedule/Results

FEBRUARY

Date	Opponent	Time/Result
F14	Miami (Ohio)	3-0/W
F15	Miami (Ohio)	18-8/W
F16	Miami (Ohio)	13-3/W
F18	Arkansas-Monticello	2-0/L
F21	Illinois State	4-3/L
F22	Illinois State	3-2/L
F22	Illinois State	9-7/L
F23	Illinois State	14-8/W
F25	SEMO	8-3/W
F28	at UAB	5-0/L

MARCH

Date	Opponent	Time/Result
M1	at UAB	3-1/L
M2	at UAB	5-3/W
M4	at Missouri State	Cancelled
M5	at Missouri State	Rescheduled
M9	Creighton	7-3/L
M10	Creighton	5-4/L
M11	Creighton	6-2/W
M12	at Murray State	27-7/W
M14	Arkansas-Little Rock*	3-0/W
M15	Arkansas-Little Rock*	5-3/W
M15	Arkansas-Little Rock*	4-3/W (14)
M19	at #14 Ole Miss	4-3/L
M21	at UT Arlington*	5-1/W
M22	at UT Arlington*	6-2/L
M23	at UT Arlington*	14-10/W
M25	Memphis	10-7/W
M26	at Missouri State	5-4/L
M29	Texas State*	4-3/L
M29	Texas State*	5-4/W
M30	Texas State*	4-1/W

APRIL

Date	Opponent	Time/Result
A1	at SEMO	7-0/L
A4	at Western Kentucky*	8-6/L
A5	at Western Kentucky*	9-6/L
A6	at Western Kentucky*	7-5/W
A9	Central Arkansas	3-0/W
A11	South Alabama*	5-0/L
A12	South Alabama*	7-6/W (14)
A13	South Alabama*	3-2/W
A15	Memphis	6-4/W
A18	Louisiana-Monroe*	8-4/W
A19	Louisiana-Monroe*	11-7/W
A20	Louisiana-Monroe*	10-9/W
A22	at Central Arkansas	4-3/L
A25	at Georgia State*	5-1/L
A26	at Georgia State*	7-6/L (10)
A27	at Georgia State*	10-6/W
A29	Murray State	7-6/W

MAY

Date	Opponent	Time/Result
M2	# 2 Louisiana-Lafayette*	6-5/L
M3	# 2 Louisiana-Lafayette*	7-0/L
M4	# 2 Louisiana-Lafayette*	6-4/W
M9	Troy*	6:00 p.m.
M10	Troy*	6:00 p.m.
M11	Troy*	1:00 p.m.
M13	Ole Miss	6:30 p.m.
M15	at Arkansas-Little Rock*	6:00 p.m.
M16	at Arkansas-Little Rock*	6:00 p.m.
M17	at Arkansas-Little Rock*	1:00 p.m.

SUN BELT CONFERENCE TOURNAMENT

Date	Opponent	Time/Result
M21-25	Sun Belt Conference	TBA

NCAA REGIONALS

Date	Opponent	Time/Result
J1-6	NCAA Regionals	TBA



Arkansas State Red Wolves

2014 Record: 27-21

SBC Record: 15-9

Head Coach: Tommy Raffo

Career Record: 169-164-1 (6)

Record at ASU: Same

STATISTICAL LEADERS

Avg: Matt Burgess (.321)

Home Runs: Austin Baker (6)

RBI's: Matt Burgess (49)

Slugging Pct: A. Baker (.481)

On-Base Pct: Z. Maggio (.412)

Stolen Bases: A. Baker (11)

LEADING OFF: The Arkansas State baseball team will prepare for its final Sun Belt Conference weekend series of the year when it hosts Troy May 9-11 at Tomlinson Stadium.

The Red Wolves come into the series in a tie for second place in the league standings with Texas State after dropping two of three games to Louisiana-Lafayette last weekend. A-State is looking to rebound and improve its standing as a "bubble" team for the NCAA Tournament.

A-State will send sophomore RHP David Owen to the mound Friday night, followed by senior co-captain Bradley Wallace Saturday. Junior LHP Chandler Hawkins will get the call on Sunday.

All three games can be heard on 95.3FM The Ticket/970AM KNEA and on AStateRedWolves.com. Live video will be provided with a paid subscription to the StateZone.

Probable Pitching Rotation

FRIDAY (6:00 p.m.) vs Troy

RHP David Owen (So., 5-4, 3.94 ERA, 61K, 21BB)

vs

LHP Shane McCain (Sr., 3-4, 3.53 ERA, 85K, 38BB)

SATURDAY (6:00 p.m.) vs Troy

RHP Bradley Wallace (Sr., 3-5, 5.98 ERA, 57K, 20BB)

vs

RHP Tanner Hicks (Sr., 2-8 4.72 ERA, 54K, 21BB)

SUNDAY (1:00 p.m.) vs Troy

LHP Chandler Hawkins (Jr. 3-5, 5.98 ERA, 55K, 20BB)

vs

LHP Levi Tate (So., 2-0, 4.23 ERA, 23K, 7BB)

GAMES 49-51

Date: May 9-11

First Pitch: 6:00 p.m.

6:00 p.m.

1:00 p.m.

Location: Jonesboro, Ark.

Stadium: Tomlinson/Kell

Radio: East Arkansas Broadcasters

95.3 FM The Ticket

970 AM KNEA

Radio Talent: Matt Stolz

SERIES

A-State vs Troy: 6-24

Raffo Record vs Troy: 6-15

Current Streak: A-State 1 Win

MULTIMEDIA

Online Audio: AStateRedWolves.com

Live Stats: AStateRedWolves.com

Live Video: AStateRedWolves.com

Mobile Stats: TapStats



Troy Trojans

2014 Record: 21-27

SBC Record: 8-15

Head Coach: Bobby Pierce

Career Record: 951-486

Record at School: 416-283

STATISTICAL LEADERS

Avg: D. Hall (.357)

Home Runs: D. Hall (9)

RBI's: D. Hall (41)

Slugging Pct: D. Hall (.591)

On-Base Pct: D. Hall (.453)

Stolen Bases: C. Holcomb (20)

Weather Report

Fri. May 9	Sat. May 10	Sun. May 11
T-Storms	T-Storms	Mostly Sunny
High: 80	High: 86	High: 83
Low: 63	Low: 68	Low: 68
Wind: 19 SSW	Wind: 11 SSW	Wind: 14 S
Rain: 50%	Rain: 30%	Rain: 20%

TALE OF THE TAPE

HITTING	A-State	Troy
Batting Average	.270	.267
Run Scored	281	256
Hits	436	444
Doubles	88	85
Triples	11	11
Home Runs	12	34
RBI's	241	653
Slugging Pct.	.360	.393
Walks	211	185
On Base Pct	.374	.356
Stolen Bases	53-72	56-72
PITCHING	A-State	Troy
ERA	4.29	4.55
Innings Pitched	432.2	429.2
Hits Allowed	323	446
Runs Allowed	231	262
Earned Runs Allowed	206	217
Strikeouts	355	368
Walks	177	170

2014 Baseball**Preseason Coaches' Poll***(First Place Votes in Parentheses)*

1. UL Lafayette (8) - 98 pts
2. South Alabama (1) - 82 pts
3. Troy - 77 pts
4. Texas State - 57 pts
5. UT Arlington - 48 pts
6. Western Kentucky - 45 pts
7. **Arkansas State - 41 pts**
7. Georgia State - 41 pts
9. UALR - 33 pts
10. UL Monroe (1) - 28 pts

2014 Baseball Preseason**All-Conference Team**

Austin Robichaux (UL Lafayette, Junior, SP)

Matt Bell (South Alabama, Senior, SP)

Shane McCain (Troy, Senior, SP)

Ian Tompkins (WKU, Junior, RP)

Michael Strentz (UL Lafayette, RS-Junior, C)

Zach George (Arkansas State, RS-Junior, 1B)

Caden Bailey (Georgia State, Junior, 2B)

Blake Trahan (UL Lafayette, Sophomore, SS)

Tyler Girouard (UL Lafayette, Junior, 3B)

Seth Harrison (UL Lafayette, Senior, OF)

Matt Shortall (UT Arlington, Senior, OF)

Regan Flaherty (WKU, Senior, OF)

Caleb Adams (UL Lafayette, Junior, DH)

Scott Wilcox (WKU, Senior, UTIL)

2014 Baseball Preseason**Player of the Year**

Caleb Adams (UL Lafayette, Junior, DH)

2014 Baseball Preseason**Pitcher of the Year**

Austin Robichaux (UL Lafayette, Junior, SP)

**A-STATE/TROY SERIES HISTORY**

- This will be the 31st, 32nd and 33rd meetings all-time between the two schools with Troy holding a 24-6 all-time advantage.
- A-State and Troy played each five times last season, including twice in the Sun Belt Conference Tournament. The Red Wolves eliminated the Trojans from the tournament with a 3-2 victory.
- A-State won the final game of a three-game series in Troy last season when it jumped out to a 14-1 lead after three innings but held on late for a 15-14 win.
- The run total was A-State's highest offensive output of 2013.
- This will be Troy's first trip to Jonesboro since the 2011 season.

RIGHT IN THE MIX

- Arkansas State is still very much in the mix for making a late-season at advancing to an NCAA Regional.
- A-State listed as a "Bubble" team by both College Baseball Daily and Baseball America on their latest NCAA Tournament Projections.
- A-State is attempting to make its first postseason appearance since 1994 and just its third overall.

SENIOR DAY

- A-State will honor its five seniors before Saturday's game at The Tom for their hard work and dedication to the Red Wolves program. This year's senior are: Bradley Wallace, Dustin Jones, Cody Woodhouse, Morgan Croft and Zach Maggio.

TAKING DOWN NO. 2

- A-State defeated No.2 Louisiana-Lafayette 6-4 on May 4. The Ragin' Cajuns were the highest ranked team to ever play at Tomlinson Stadium and the highest ranked team that A-State has ever defeated in Jonesboro.
- The highest ranked team A-State had defeated was No. 2 Ole Miss in 2008. A-State defeated the Rebels 7-5 in Oxford.
- Since 2003, A-State is 9-19 against ranked opponents at Tomlinson Stadium. Prior to this year's victory the last home victory over a ranked opponent was during the 2012 season in a 10-5 victory over No. 22 Ole Miss.

FILL THAT STADIUM UP

- The Red Wolves enjoyed their second largest crowd on Tomlinson Stadium history on May 3 when 1,009 people were on hand to watch A-State take on the No. 2 team in the nation Louisiana-Lafayette.

WALLACE TIES CAREER-HIGH

- Senior right-hander Bradley Wallace tied a career-high with 12 strikeouts against No. 2 ULL on May 3.
- Wallace also struck out 12 against Western Kentucky in 2013.
- He is the third A-State pitcher to reach double-digit strikeouts in a game this season (David Owen and Chandler Hawkins have also equaled the feat.)
- Wallace and Cody Woodhouse combined to strikeout 17 in the game, the highest mark for team strikeouts in a single-game this season for A-State.

BAKER RUNS WILD ON THOROUGHBREDS

- In two games against Murray State this season, Austin Baker has a tremendous amount of success.
- He has totaled eight RBIs, seven hits and 18 total bases in those two games and set school records for total bases in a single home and tied the school record for home runs in a single game with 3.

2014 SBC Baseball Standings

Team	Conference	Overall
ULL	20-4 .833	43-7 .860
A-State	15-9 .625	27-21 .562
TXST	15-9 .625	27-21 .562
WKU	13-11 .542	27-22 .551
UTA	13-11 .542	24-25 .490
USA	10-13 .435	21-26 .447
GSU	9-15 .375	23-26 .469
ULM	9-15 .375	20-30 .400
Troy	8-15 .348	21-27 .438
UALR	7-17 .292	21-27 .438



2014 Season At A Glance

Overall	27-21
SBC	15-9
vs Ranked Teams	1-3
vs Unranked Teams	26-18
Home	18-9
Road	9-12
Neutral	0-0
Day	19-11
Night	8-10
Black Jerseys	13-14
Red Jerseys	7-4
White Jerseys	7-3
Grey Jerseys	0-0
February	5-5
March	11-7
April	10-7
May	1-2
June	0-0
Monday	1-0
Tuesday	5-3
Wednesday	1-2
Thursday	0-0
Friday	3-6
Saturday	7-9
Sunday	10-1
Midweek	7-7
Weekend	20-13
Weekend Series Win/Loss	6-6
Weekend Series Sweep	3-0
Doubleheaders	2-0
Last Five Games	3-2
Last 10 Games	5-5
Last 15 Games	9-6
Last 20 Games	11-9
Current Streak	Won 1
Home Streak	Won 1
Road Streak	Won 1

ANY BATTER AT ANY TIME

- Through 48 games this season all 13 of 17 Red Wolves with an at-bat this season have at least two RBIs in a single game and all 17 have at least one RBI on the year.
- In addition, 13 of 17 Red Wolves with an AB this season have recorded multiple hits in a game.

DOWN THE STRETCH THEY COME

- A-State head coach Tommy Raffo has gone 33-38-1 in the month of May since arriving at the school.
- The Red Wolves went 11-4 in th month in 2011-12 and advanced to the finals of the SBC Tournament.

NUMBERS NEVER LIE

- A-State is having one of its best seasons at the plate in recent memory by averaging 9.08 hits per game, the most since the 2011 season when the team averaged 9.49 per game.
- The team’s 1.83 doubles per outing are also the most since 2010 (1.90).
- The Red Wolves are also scoring more runs and are averaging right at 5.85 runs per game, the most since 2010 when scored 6.50 runs per game.

NO PLACE LIKE THE TOM

- A-State has made Tomlinson Stadium one of the toughest places to play in the SBC this season.
- The Red Wolves are 17-7 are home this season and 8-1 in conference play when playing on Kell Field.
- The Red Wolves have also won 7 straight at the Tom and have not lost since March 29 at home.

SACRIFICING HIMSELF

- Dustin Jones ranks 15th among active NCAA players with 35 career sacrifice bunts in his career.
- Michael Faulkner holds the A-State career record for sac bunts with 37.

JONES EYES GAMES PLAYED RECORD

- Senior Dustin Jones is approaching the A-State record for most games played in a career.
- He has played in 217 games in his Red Wolves career.
- The record is 227 games by Chris Floyd from 1992-95.
- Jones also ranks 12th in the nation among active in players in career games played.

IRON MAN

- A-State’s Dustin Jones ranks 15th in the nation in consecutive starts in the nation at 150.
- His last non-start was on March 9, 2012 against Dayton, the only game in which he did not start that season.

STREAKS TO WATCH

Player	Games	Type
Zach Maggio	6	On Base
Matt Burgess	5	On Base
Zach Maggio	6	Hits

STRANGE BUT TRUE FACTS

- A-State is 18-3 when collecting at least 10 hits in a game this season.
- The 3rd and 7th innings have been A-State inning’s to produce this season. A-State has out scored its opponents by a combined 98-42 in those innings (44-25 in the 3rd and 54-17 in 7th)
- When leading after 7 innings the Red Wolves are 23-1 and are 24-1 when leading after 8 innings.

Athletic Media Relations
Arkansas State University

PO Box 1000
 State University, AR 72467
 Telephone - 870-972-2541
 Fax - 870-972-3367
 Press Row - 870-972-2541
 Website - AStateRedWolves.com

BASEBALL CONTACT

Chris Graddy, Assistant MRD
 870-972-2707
 cgraddy@astate.edu

Media Relations Office

Jerry Scott, Asst. A.D./Media Relations Director
 870-972-3405 jscott@astate.edu

Joe Gorby Asst. MRD
 870-972-2707 jgobry@astate.edu

Dennen Cuthbertson, Graduate Assistant
 870-972-2541
 mark.cuthbertson@smail.astate.edu

MEDIA INFORMATION**Post-Game Interviews**

The Arkansas State locker room is closed to all members of the media. However, head coach Tommy Raffo and requested players will be available for interviews following a brief cooling off period.

Practice Coverage

Red Wolves baseball practices are open to the media. Players and coaches are available for interviews before practice but must be arranged through the Media Relations office.

Weekly Releases

All Arkansas State weekly baseball releases can be obtained as a PDF document on the athletics web site at AStateRedWolves.com. To be added to the email list for all volleyball releases or if you would like the releases faxed to you, please contact Chris Graddy.

UNDER PRESSURE

- Of the 16 runs that Arkansas State in the series at Georgia State (April 25-27), 10 of them came with two outs.
- In Saturday's 7-6 loss, all six of A-State's runs were scored with two outs.

SUNDAY FUNDAY

- A-State has a 10-1 record on Sunday's this season.
- It's only loss was a 5-4 loss to Creighton on March 9 in the second game of a three-game series.

OWNING THE LAST GAME

- A-State has played 12 weekend series this season and has won the final game in each of those series.
- Nine of those victories have come on Sunday, with one on Saturday (UALR series) and the other was on a Monday (Creighton).

HAWKINS DOMINATES BEARS

- Junior LHP Chandler Hawkins had a career night at Central Arkansas on April 22.
- In his first midweek start of the year, Hawkins fanned a career-high 10 in five innings of work.
- Hawkins retired eight in a row at one point and struck out five out looking on the night.
- He is the second A-State pitcher to reach double-digit strikeouts in a game this season (David Owen has struck out 10 twice.)

SWEEPS WEEK

- A-State swept its third weekend opponent of the 2014 season with three victories over Louisiana-Monroe April 18-20.
- The Warhawks are also the second SBC opponent that the Red Wolves have swept this season (UALR was the first during the opening weekend of the conference).
- The Red Wolves also completed a midweek season sweep of Memphis earlier in the week, marking the first-time since 2009 that A-State had defeated the Tigers twice in one season.

FIELDER'S CHOICE WALK-OFF

- A-State completed a comeback from five runs down against ULM on April 20 in the most unusual way with a fielder's choice walk-off.
- The Red Wolves won the game by scoring four runs in the bottom of the ninth inning, included the game winning run on a fielder's choice by Ty Michelotti. The freshman hit a slow ground ball to second and the throw came home and but was too late as Zach Maggio scored the winning run.

HOME RUN TRACKER

Date	Player	Opponent	Pitcher	On Base	Inn	Outs	Count	Score	Final Score
2/23	Burgess	Illinois St.	Lambert	3	3	2	1-0	7-3	W 14-8
3/11	Baker	Murray St.	Wallace	2	5	1	0-0	14-4	W 27-7
3/11	Baker	Murray St.	Lollar	0	7	*0	1-0	17-7	W 27-7
3/11	Baker	Murray St.	Wichman	0	8	1	2-1	20-7	W 27-7
3/22	Baker	at UTA	Amedee	0	1	1	2-1	0-0	L 2-6
3/25	Baker	Memphis	Garner	1	3	^1	1-0	0-3	W 10-7
3/29	Wilcoxson	Texas State	Williams	1	7	0	3-2	3-3	W 5-4
3/30	Burgess	Texas State	Humpal	1	4	0	0-0	1-0	W 4-1
4/12	Baker	at USA	Hill	1	1	1	1-2	0-0	W 7-6
4/18	Wilcoxson	ULM	Connally	1	5	2	0-2	6-1	W 8-4
4/19	Burgess	ULM	Herrera	0	6	1	0-0	8-2	W 11-7
5/2	Burgess	ULL	Robichaux	1	4	1	1-1	0-3	L 5-6

* - Leadoff Home Run

^ - Inside the Park Home Run

QUALITY STARTS TRACKER

Date	Pitcher	(Stat Line)
2/15	B. Wallace	(6.0IP, 4H, 0R, 0ER, 3BB, 5K)
3/9	C. Hawkins	(6.0IP, 3H, 3R, 3ER, 1BB, 4K)
3/14	D. Owen	(7.0IP, 6H, 0R, 0ER, 1BB, 10K)
3/15	C. Hawkins	(6.0IP, 8H, 3R, 3ER, 0BB, 5K)
3/29	D. Owen	(6.0 IP, 6H, 3R, 3ER, 3BB, 6K)
3/30	B. Wallace	(7.0IP, 4H, 0R, 0ER, 1BB, 3K)
4/6	B. Wallace	(7.0IP, 5H, 1R, 0ER, 1BB, 3K)
4/9	B. Ayers	(6.0IP, 4H 0R, 0ER, 3BB, 8K)
4/13	B. Wallace	(6.0IP, 8H, 2R, 2ER, 2BB, 7K)
4/18	D. Owen	(6.0 IP, 3H, 1R, 0ER, 2BB, 4K)
4/19	B. Ayers	(6IP, 4H, 2R, 2ER, 3BB, 7K)
4/26	B. Wallace	(7IP, 7H, 3R, 3ER, 5K, 0BB)

BURGESS EARNS WEEKLY SBC HONOR

- Sophomore Matt Burgess became the first Arkansas State position player since 2009 to be named the Sun Belt Conference Player of the Week when the league revealed the weekly award on April 21.
- The last A-State position player to win the award was Michael Faulkner back in 2011.
- A pair of A-State pitcher (Jacob Lee and Daniel Wright) have been named the SBC Pitcher of the Week since that time.
- Burgess is the 21st position player to win the award in A-State history and the 47th overall (includes hitters and pitchers).
- Sophomore Matt Burgess was named the CollegeSportsMadness.com SBC Player of the Week on April 21.
- He is the second A-State player to be honored by the website this season (David Owen also earned POW honors earlier this season.)

THE TIGER SLAYER

- Tyler Zuber has had two of his best performances against Memphis this season.
- The freshman has combined to throw 10 innings of shutout baseball in two games against the Tigers.
- Those outings include a combined four hits (2 each game), nine strikeouts and no runs.
- He earned the first win of his collegiate career April 15 after tossing five innings and striking out a career-high six in the game.

A FIRST TIME FOR EVERYTHING

- Arkansas State capped off an impressive weekend in the city of Mobile by winning its first ever series against South Alabama in the state of Alabama.
- It was just the fifth series win for the Red Wolves out of the 25 series that the two teams have been played.

EXTRA, EXTRA!

- Since being inserted into the starting lineup on March 29th against Texas State, freshman Eric Wilcoxson has had 19 hits, nine of which have gone for extra bases.
- He has hit two home runs and five doubles during the span.

TWO OUT RBIs

- A-State has had 98 RBIs come with two outs in an inning so far this far.
- Matt Burgess, the team-leader in RBIs with 49, has driven in 18 runs with outs this season.

A TABLE-SETTER

- Zach Maggio tied career-highs in hits and runs scored in A-State's 7-5 victory over Western Kentucky on April 6.
- Maggio was a perfect 4-for-4 from the plate and reached base all five times he came up to bat in the game.
- He also scored four times during, tying a career high in that category.

NO FENCE NO PROBLEM

- Austin Baker hit an inside the park home run against Memphis on March 25 with one runner on base.
- The last inside the park home run was by Todd Baumgartner on March 23, 2011 against Lyon College.

STEALING HOME TWICE IN A WEEK

- A-State stole home twice in one week after stealing home just once in all of 2013.
- A-State's Matt Burgess completed a steal of home on March 11 at Murray State, while Dustin

WATCH IN THE STATE ZONE

Arkansas State University Athletics is pleased to announce that fans can now purchase a 24-Hour Pass to State Zone, the official audio and video portal of AStateRedWolves.com. With a one-time payment of \$4.95, fans can watch live video broadcasts of A-State athletic events for 24 straight hours from the time of the purchase.

State Zone offers fans live audio and video coverage of select games, including 30-plus baseball games, along with unlimited access to the largest A-State sports video library. Other packages offered by State Zone include a one-month deal for the price of \$8.95, four months for \$29.95, or one year for \$79.95.

Jones stole home on March 14 at Tomlinson Stadium against UALR.

- In both instances, both were the results of double steals.
- A-State also stole home against UALR in 2013 when Kevin Fitzpatrick accomplished the feat in the second to last game of the year.

REWRITING THE RECORD BOOKS

- Sophomore outfielder Austin Baker set two records and tied another one with his performance against Murray State Tuesday. He finished the day 5-for-6 with seven runs scored, five RBI's, three home runs in three consecutive at-bats, and 14 total bases.
- Baker set the record for runs scored with seven, breaking the previous high of five that had been done three other times in school history, with the last being Isaac Dillon in 2005 vs. UNO. The 14 total bases also set a new record, breaking the previous high of 13, which had been accomplished two other times in school history. Junior Collin Massanelli had 13 total bases last season on March 16, 2013 against UALR.
- Baker's three home runs also tied a school record for home runs with three, tying three other players including teammate Massanelli that had three against UALR on March 16, 2013.
- Junior infielder Lucas Feddersen tied the record for most at-bats in a game with eight, tying Bill Smith's record set in 1960 against St. Louis. Freshman catcher Tyler Hardie also tied a record with four walks against the Thoroughbreds, tying 16 other players in school history.
- A-State's 27 runs was the second-highest total in school history. Arkansas State's record is 28 runs scored against Memphis in 1992.

OWEN HONORED BY COLLEGESPORTSMADNESS.COM

- Sophomore pitcher David Owen was named the CollegeSportsMadness.com Sun Belt Conference Player of the Week after his performance at UAB on March 2.
- Owen struck out a career-high 10 against the Blazers to lead A-State to a 5-3 victory.
- He became the first Red Wolves pitcher to strikeout 10 in a game since Bradley Wallace and Daniel Wright each did it in 2013.

PRESEASON SBC ALL-CONFERENCE HONORS

- Redshirt junior infielder Zach George was named to the 2014 Preseason All-Sun Belt Conference team, the first such honor of his career.
- George hit .333 a season ago but played just nine games before suffering a season-ending knee injury at Sam Houston State before the start of conference play. Despite the injury, George managed to hit one home run and drive in five runs and stole one base.
- In 2012, the Paragould, Ark., native finished the year with a .270 batting average and started in 52 of the Red Wolves' 57 games. He added six home runs and was second on the team with 41 RBIs. His 86 total bases and .430 slugging percentage each ranked as the third best on the team.

WALLACE RECOGNIZED AS TOP SENIOR

- A-State senior pitcher Bradley Wallace was named as the top 100 seniors in the class of 2014 by Perfect Game USA.
- Wallace was selected as the 28th best senior baseball player in the class of 2014 and the 16th best right-handed pitcher in the class. He was one of just two players from the Sun Belt Conference on the list with Louisiana-Lafayette first basemen Chase Compton ranking 61st.

COLLEGESPORTSMADNESS.COM HONORS WALLACE

- Arkansas State senior pitcher Bradley Wallace was as a Preseason Second Team All-Conference selection by CollegeSportsMadness.com
- Wallace finished the 2013 season with a 5-2 record and a 4.33 ERA and was the Red Wolves' No. 2 starter on a pitching staff that set the school record for most strikeouts in season. He had 78 punch outs in 70.2 innings of work and had the second most wins of any pitcher on the

**TOP TEN CROWDS
AT TOMLINSON STADIUM**

- 1. Memphis (3/11/08)1,019
- 2. No. 2 ULL (5/3/14)1,009
- 3. No. 16 Ole Miss (4/23/13)1,006
- 4. No. 15 Ole Miss (4/12/10).....982
- 5. No. 18 WKU (4/3/10).....942
- 6. SEMO (4/14/10)847
- 7. USA (4/25/10)812
- 8. No. 2 ULL (5/4/14).....811
- 9. No. 18 WKU (4/2/10).....782
- 10. No. 12 Ole Miss (3/17/09).....781
- 11. USA (DH) (4/24/10).....767
- 12. Memphis (3/30/10)753

The Last Time...

AN A-STATE TEAM...

- Scored 30 or more runs in a gameNever
- Scored 20 or more runs in a gameMarch 11, 2014 vs Murray State (27)
- Had 30 or more hits in a gameNever
- Had 20 or more hits in a gameApril 11, 2009 vs. Chicago St. (20)
- Had 15 or more hits in a gameMarch 11, 2014 vs. Murray State (19)
- Hit two consecutive home runsMarch 16, 2014 vs Murray State
- Hit three consecutive home runsMarch 16, 2014 vs Murray State
- Hit six home runs in a gameApril 10, 2005 vs UALR (8)
- Shut out an opponentApril 9, 2014 vs UCA (3-0)
- Was shut out by an opponentApril 11, 2014 at USA (5-0)
- Shut out a Sun Belt Conference opponentMarch 14, 2014 vs UALR (3-0)
- Was shut out by a Sun Belt Conference teamApril 11, 2014 at USA (5-0)
- Shut out a SBC opponent in consecutive gamesMarch 23, 1996 vs Jacksonville (DH)
- Won a game on a "walk-off" hitMarch 15, 2014 (Matt Burgess) vs UALR (4-3)
- Won a game on a "walk-off" HRMarch 23, 2013 (Alex Potts) vs FAU (3-2)
- Won a game on a "walk-off" grand slamNever
- Won a game on a "walk-off" fielder's choiceApril 20, 2014 (Ty Michelotti) vs ULM (10-9)
- Swept a Sun Belt Conference series at home2014 vs ULM
- Swept a Sun Belt Conference series on the road2012 at UALR
- Was swept in a Sun Belt Conference series at home2011 vs Troy
- Was swept in a SBC series on the road2013 at Louisiana-Lafayette
- Beat a ranked opponentMay 12, 2013 vs No. 25 Troy (15-14)
- Won a series against a ranked opponentApril 2010 vs Western Kentucky (2 out of 3)
- Won 10-straight games1993
- Won 9-straight Sun Belt Conference games1997
- Won 10-straight games at home1995 (14)
- Won 10-straight games on the roadNever
- Won 40 games in a seasonNever
- Won the regular season SBC ChampionshipNever
- Won the Sun Belt Conference Tournament1994
- Won the Sun Belt Conference Coach of the Year2012 Coach Tommy Raffo
- Competed in the NCAA Regionals1994
- Ended a game in a tieMay 15, 2011 at FIU (8-8)
- Turned a triple playMarch 15, 2013 vs UALR

AN A-STATE PLAYER...

- Hit for the cycleMarch 17, 1993 vs Murray State (Willie Olivas)
- Hit three doubles in a game2013
- Hit two triples in one game1970 (Pete Davis vs Alabama)
- Hit three home runs in one gameMarch 11, 2014 (Austin Baker at Murray State)
- Hit two home runs in one gameMarch 11, 2014(Austin Baker at Murray State)
- Hit a grand slamFebruary 23, 2014 (Matt Burgess at Illinois State)
- Hit walk-off of home runMarch 23, 2013 (Alex Potts at FAU)
- Hit an inside-the-park home runMarch 29, 2014(Austin Baker at Texas State)
- Hit safely in 20-straight games2009 Cody Pace (20)
- Hit 20 home runs in one season2005 Geoff Desmond (20)
- Hit .400 for the season1988 (Rick Poe, .425)
- Was the Sun Belt Conference Batting ChampionNever
- Was the Sun Belt Conference RBI Champion1994 Kourtney Paul (55)
- Was the Sun Belt Conference Home Run ChampionNever
- Was the Sun Belt Conference Player of the YearNever
- Was the Sun Belt Conference Stolen Base Leader2012 Michael Faulkner (41)

AN A-STATE PITCHER...

- Won 10 games1994 Keith Horn (10)
- Defeated a top-5 ranked teamMarch 05, 2008 vs Mississippi (2)
- Defeated a ranked teamMay 12, 2013 (David Owen vs Troy)
- Threw a no-hitter2005 (Taylor Fowler vs Northwestern)
- Threw a complete game (Win)May 16, 2013 (Daniel Wright at UALR)
- Struck out 10 or moreApril 22, 2014 (Chandler Hawkins vs. UCA, 10)
- Started a game as a true freshmanApril 19, 2014 (Bryan Ayers vs ULM)
- Was the Sun Belt Conference Win Leader2012 Jacob Lee (9)
- Was the Sun Belt Conference ERA Leader1997 Jay Akin (1.96)
- Was the Sun Belt Conference Pitcher of the Year2012 Jacob Lee

SBC TEAM RANKINGS

CATEGORY	RANK	STAT
Batting Average	5	270
Runs Scored	4	281
Doubles	5	88
Total Bases	7	582
Walks	1	211
Slugging PCT	7	360
Hits	6	436
Triples	3	11
Hit by Pitch	2	70
On Base PCT	4	374
RBIs	5	241
Home Runs	9	12
Strikeouts	7	314
Sac Bunts	4	40
Sac Flies	3	22
Stolen Bases	5	52
ERA	5	4.29
Batters Struck Out	3	355
Runs Allowed	3	231
Opposing Batting Avg.	3	258
Struck out Looking	1	132
Saves	4	12
Innings Pitched	7	432.2
Wins	2	27
Hits Allowed	4	423
Walks Allowed	5	177
Fielding PCT	2	974
Errors	9	47

SBC INDIVIDUAL RANKINGS

SUN BELT RANKINGS

Category	Rank	Stat
Runs Scored	Rank	Stat
Austin Baker	7	43
Doubles	Rank	Stat
Stuart Levy	5	15
Sac Bunts	Rank	Stat
Dustin Jones	1	10
Lucas Feddersen	5	8
Triples	Rank	Stat
Austin Baker	2	4
Walks	Rank	Stat
Austin Baker	1	35
Sac Flies	Rank	Stat
Matt Burgess	3	5
Runs Batted In	Rank	Stat
Matt Burgess	3	49
Stolen Bases	Rank	Stat
Austin Baker	7	11
Strikeouts	Rank	Stat
David Owen	6	61
Chandler Hawkins	10	57
Saves	Rank	Stat
Morgan Croft	3	7
Games Finished	Rank	Stat
Morgan Croft	8	13
Opposing Batting Avg.	Rank	Stat
David Owen	8	249
Batters SO Looking	Rank	Stat
David Owen	3	26
Chandler Hawkins	4	24
Appearances	Rank	Stat
Colton Kibler	3	25
Assists	Rank	Stat
Dustin Jones	7	135
Runners Thrown Out	Rank	Stat
Stuart Levy	2	17

NCAA RANKINGS

CATEGORY	RANK	STAT
Base on Balls	25	211
Batting Average	141	271
Double Plays	208	30
Double Plays Per GM	240	0.63
Doubles	40	88
Doubles Per Game	45	1.83
ERA	159	4.29
Fielding PCT	35	974
Hit by Pitch	34	70
Hits	89	437
Hit Allowed Per 9	104	8.80
Home Runs	189	12
Home Runs Per Game	201	0.25
On Base PCT	53	374
Runs	54	281
SAC Bunts	81	40
SAC Flies	69	22
Scoring	60	5.9
Shutouts	102	3
Slugging PCT	147	361
Stolen Bases	98	53
Stolen Bases Per Game	112	1.10
Strikeout-to-Walk Ratio	109	2.01
Strikeouts Per 9	54	7.4
Triples	96	11
Triples Per Game	116	0.23
WHIP	119	1.39
WL PCT	102	563
Walks Allowed Per 9	159	3.68

INDIVIDUAL RANKINGS

Category	Rank	Stat
RBIs	Rank	Stat
Matt Burgess	18	49
Walks	Rank	Stat
Austin Baker	26	35
SAC Bunts	Rank	Stat
Dustin Jones	48	10
Triples	Rank	Stat
Austin Baker	53	4
Runs	Rank	Stat
Austin Baker	63	43
SAC Flies	Rank	Stat
Matt Burgess	68	5

2014 Roster

#	NAME	POS	B/T	HT	WT	CL	HOMETOWN (PREVIOUS SCHOOL)
1	Eric Wilcoxson	INF	R/R	5-10	180	Fr	Walnut Ridge, Ark. (Walnut Ridge HS)
3	Dustin Jones	INF	R/R	5-10	150	Sr	Jonesboro, Ark. (Valley View HS)
4	Lucas Feddersen	INF	R/R	5-10	180	Jr-TR	Houston, Texas (Crowder CC)
5	Zach Maggio	INF	R/R	5-11	180	Sr-RS	Edwardsville, Ill. (Edwardsville HS)
6	Austin Baker	OF	L/R	5-11	180	So	Montesano, Wash. (Montesano HS)
7	Zach George	INF	S/R	6-2	195	Jr-RS	Paragould, Ark. (Greene Tech HS)
8	Stuart Levy	C	R/R	6-2	185	Jr	Little Rock, Ark. (Benton HS)
9	Logan Dollins	INF	R/R	5-11	170	Fr-RS	Kennett, Mo. (Kennett HS)
10	Kaleb Brown	OF	R/R	5-10	160	Jr-RS	Jonesboro, Ark. (Valley View HS)
11	Kevin Fitzpatrick	OF	R/R	6-3	190	So	Red Banks, Miss. (Marshall Academy)
12	Tanner Murray	C	R/R	6-4	200	Jr	Piggott, Ark. (Piggott HS)
13	David Owen	RHP	R/R	6-0	190	So	Millington, Tenn. (Tipton-Rosemark)
14	Chandler Hawkins	LHP	L/L	6-1	170	Jr	Memphis, Tenn. (Bartlett HS)
15	Tanner Gaines	RHP	R/R	6-1	200	Jr-TR	Baldwyn, Miss. (Northeast Miss. CC)
16	Bryan Ayers	RHP	R/R	6-4	190	Fr	Vilonia, Ark. (Vilonia HS)
17	Coulton Lee	LHP	L/L	6-1	205	Fr	Benton, Ark. (Benton HS)
18	Cody Woodhouse	RHP	R/R	6-5	190	Sr	Mountain Home, Ark. (Mt. Home HS)
20	Morgan Croft	RHP	R/R	6-2	225	Sr-RS	Broken Arrow, Okla. (E. Okla. State)
21	Jon Glidewell	LHP	R/L	6-3	180	Jr-RS	Wentzville, Mo. (Timberland HS)
23	Adam Grantham	RHP	R/R	6-2	195	So	Kennett, Mo. (Kennett HS)
24	Bradley Wallace	RHP	R/R	6-2	175	Sr	Rison, Ark. (Woodlawn HS)
25	Tyler Hardie	C	L/R	6-0	205	Fr	Georgetown, Canada (Christ the King)
26	Collin Massanelli	OF	L/R	6-0	190	Jr	Pine Bluff, Ark. (Watson Chapel HS)
27	Ty Michelotti	OF	L/L	5-11	198	Jr-TR	Memphis, Tenn. (Southwest Tenn. CC)
28	Matt Burgess	INF	L/L	6-4	240	So-TR	Greenbrier, Ark. (Crowder CC)
29	J.D. Rainwater	INF	L/R	6-2	235	Fr	Jonesboro, Ark. (Jonesboro HS)
30	Derek Birginske	RHP	R/R	6-0	190	So	Russellville, Ark. (Russellville HS)
32	Daltan Lovell	C	R/R	5-10	180	Fr	Harrison, Ark. (Harrison HS)
33	J.C. Neighbors	LHP	L/L	5-11	180	Jr-TR	League City, Texas (Blinn College)
34	Colton Kibler	RHP	R/R	5-11	170	Jr-TR	Jonesboro, Ark. (Garden City CC)
35	Brett Nickle	INF	L/L	6-4	270	Fr	Olathe, Kansas (Olathe South HS)
36	Tyler Zuber	RHP	R/R	5-10	185	Fr	White Hall, Ark. (White Hall HS)
38	Kevin Garner	OF/P	L/L	5-11	180	Fr	Little Rock, Ark. (Little Rock Central HS)
39	Tanner Ring	INF/P	R/R	6-1	170	So	Batesville, Ark. (Batesville HS)
40	Joe Schrimpf	INF	S/R	5-10	192	Fr	St. Louis, Mo. (Christian Brothers HS)

Coaching Staff

Head Coach: Tommy Raffo

Pitching Coach: Tighe Dicksonson

Assistant Coach: Anthony Everman

Volunteer Assistant Coach: Noah Sanders

Director of Operations: Jon Garner

Athletic Trainer: Hiroki Yoshimoto

Pronunciation Guide

5 - Zach Maggio - Ma-Gee-O

8 - Stuart Levy - Lee-Vee

16 - Bryan Ayers - Airs

21 - Jon Glidewell - Glide-Well

26 - Collin Massanelli - Mass-Uh-Nail-E

27 - Ty Michelotti - Mickle-ot-E

30 - Derek Birginske - Bur - Gin - Ski

37 - Tighe Dicksonson - Ty

40 - Joe Schrimpf - Shrimp-f

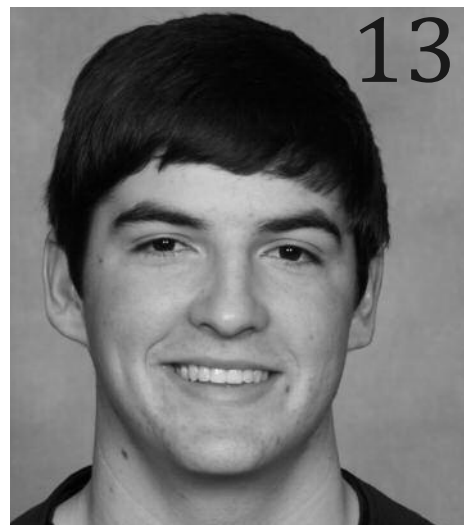


SOPHOMORE SEASON (2014): Made the first start of his career on Feb. 16 and earned the victory after tossing five innings ... has gone five innings in each of his last two starts, earning the win in each game...struck out a career-high 10 in 5.2 innings at UAB on March 2 and was named the CollegeSportsMadness.com SBC Player of the Week ... matched a career-high with 10 strikeouts in the first Friday night start of his career on March 14 in a victory over UALR ... has had three quality starts on the year.

FRESHMAN SEASON (2013): Appeared in 12 games and made two starts on the season ... finished with a 2-2 record recorded 25 strikeouts with a 7.23 ERA ... struck out a season-high five on April 30 against Memphis ... picked up his first career-win on April 2 against Southeast Missouri State ... made his first career start against Ole Miss on April 23 ... missed the first half of the season due to injury.

HIGH SCHOOL: Member of 2009 State Runner-Ups and 2012 team that made the state semi-finals at Tipton-Rosemark Academy in Millington, TN ... Made All-State for the Rebels.

PERSONAL: Born October 21, 1993 ... son of Jeanine and Keith Owen and has a sister named Kellie ... enjoys fishing.



David Owen

Pitcher - Soph. - 1L
6-0 - 190 - R/R
Millington, Tennessee
Tipton-Rosemark

OWEN CAREER HIGHS

IP: 7.2 - at WKU (4-4-14)
Strikeouts: 10 - vs Twice
BF: 34 - at WKU (4-4-14)
FC: 3 - vs Miami (2-16-14)
Assists: 2 - (Twice)

David Owen
Game-by-Game

Date	Opponent	GS	IP	H	R	ER	BB	SO	2B	3B	HR	ERA	NP
2/16	Miami	*	5.0	4	3	2	0	1	1	0	0	3.60	71
2/23	Illinois St.	*	5.0	8	6	6	3	1	3	1	1	7.20	101
3/2	at UAB	*	5.2	4	2	1	2	10	0	1	0	5.17	92
3/10	Creighton	*	2.0	0	0	0	0	2	0	0	0	4.58	28
3/14	UALR	*	7.0	6	0	0	1	10	1	0	0	3.28	117
3/21	at UTA	*	5.2	5	1	1	5	5	0	0	0	2.97	112
3/29	Texas State	*	6.0	6	3	3	3	6	2	0	0	3.22	115
4/2	at WKU	*	7.2	8	8	6	2	6	3	0	0	3.89	125
4/11	at USA	*	2.1	7	5	4	0	5	1	0	1	4.47	61
4/18	ULM	*	6.0	3	1	0	2	4	0	0	0	3.96	100
4/25	at GSU	*	5.2	5	2	2	1	6	1	0	1	3.88	112
5/2	No. 2 ULL	*	6.0	8	6	3	2	5	2	0	9	3.94	107
TOTALS			64.0	64	37	28	21	61	14	2	2	3.94	1,141

CAREER STATISTICS

	ERA	W-L	AP	GS	CG	SV	IP	H	R	ER	BB	SO	BF	AVG	WP	HB
2013	7.23	2-2	12	2	0	0	23.2	23	20	19	15	25	111	.253	2	3
2014	3.94	5-4	12	12	0	0	64.0	64	37	28	21	61	289	.256	5	12
Totals	4.83	7-6	24	14	0	0	87.2	87	57	47	36	86	400	.255	7	15

SENIOR SEASON (2014): Did not allow a run in his first start of the season against Miami on Feb. 15 ... has struggled after looking sharp in his first start of the season ... has made it out of the fourth inning just once this year ... turned in his best outing of the Sun Belt Conference season by tossing seven innings of shutout baseball against Texas State on March 30 ... his seven innings tied a career-high for a game ... tossed his second straight quality start April 6 at WKU and has allowed 1 run in his last 14 innings ... turned in his third straight quality start of the season against USA April 13 ... tied a career-high with 12 strikeouts against No. 2 ULL on May 3.


JUNIOR SEASON (2013): Appeared in 14 games and made 13 starts, the second most on the team ... had a 5-2 record on the year and the second most wins of any pitcher ... had a 4.33 ERA and career best 78 strikeouts on the season ... tossed a career-high seven innings twice on the year with first coming on April 7 against Western Kentucky and then against on April 20 against Louisiana-Monroe ... struck out a career-high 12 batters on April 7 against Western Kentucky ... he also retired 18 straight at one point in the game ... his .243 opposing batting average with the eighth best in the league ... his 78 strikeouts were the ninth most in the Sun Belt Conference ... he struck out 29 batters looking, the fifth most in the league.

SOPHOMORE SEASON (2012): Appeared in 17 games and made three starts...had an 8.29 ERA with 32 strikeouts...tossed a career best six innings against Evansville on Feb. 25...also had a career high five strikeouts in the game.

FRESHMAN SEASON (2011): Made 15 appearances, drawing one start...posted an ERA of 6.75 as a true freshman... worked 18.2 innings, striking out 22 batters...issued eight walks...struck out four in 2.2 innings against ULM April 9...earned two saves.

HIGH SCHOOL: Pitched four years at Woodlawn High School in Pine Bluff, Ark...was named a Pre Season Under Armour All-American prior to the start of his senior season...pitched 69 innings with 113 strikeouts for a 1.12 ERA as a junior while putting together a 12-2 record which included two no hitters...named all-state as a junior...also played basketball.

PERSONAL: Born September 12, 1992 ... majoring in Computer Science at Arkansas State...son of Keith and Cindi Wallace.



Bradley Wallace

Pitcher - Senior - 3L
6-2 - 175 - R/R
Rison, Arkansas
Woodlawn HS

WALLACE CAREER HIGHS

IP: 7 - 6 Times
Strikeouts: 12 - Twice
BF: 31 - ULL (5/3/14)
FC: 3 - Four Times
Assists: 3 - at USA (4/13/14)

Bradley Wallace Game-by-Game

Date	Opponent	GS	IP	H	R	ER	BB	SO	2B	3B	HR	ERA	NP
2/15	Miami	*	6.0	4	0	0	3	5	2	0	0	0.00	97
2/21	Illinois St.	*	4.0	6	4	4	1	5	1	0	0	3.60	87
2/28	at UAB	*	4.0	6	1	1	4	3	1	0	0	3.21	79
3/8	Creighton	*	4.0	6	6	5	1	4	1	1	0	5.00	62
3/15	UALR	*	4.0	6	2	2	1	4	0	0	1	4.91	79
3/23	at UTA	*	2.1	5	6	6	2	1	0	1	2	6.66	56
3/20	Texas State	*	7.0	4	0	0	1	3	0	0	0	5.17	93
4/6	at WKU	*	7.0	5	1	0	1	3	2	0	0	4.23	99
4/13	at USA	*	6.0	8	2	2	2	7	2	0	0	4.06	96
4/20	ULM	*	4.0	2	2	1	2	5	0	0	0	3.91	65
4/26	at GSU	*	7.0	7	3	3	0	5	1	0	0	3.90	100
5/3	No. 2 ULL	*	7.0	8	5	4	2	12	1	0	0	4.04	106
TOTALS			62.1	67	32	28	20	57	11	1	3	4.04	1,019

CAREER STATISTICS

	ERA	W-L	AP	GS	CG	SV	IP	H	R	ER	BB	SO	BF	AVG	WP	HB
2011	6.75	0-0	15	1	0	2	18.2	20	15	14	8	22	87	.286	4	5
2012	8.29	3-1	17	3	0	1	33.2	50	32	31	15	32	168	.347	7	6
2013	4.33	5-2	14	13	0	0	70.2	65	38	34	25	78	310	.243	6	8
2014	4.04	3-4	12	12	0	0	62.1	67	32	28	20	57	277	.280	4	5
Totals	5.20	11-7	58	29	0	3	185.1	202	117	107	68	189	842	.281	21	24


JUNIOR SEASON (2014): Tossed four innings and earned the victory in his first start of the year on Feb. 15 ... went 5.1 innings in his second start against Illinois St. and struck out six, one off his career high ... leads A-State with 2 quality starts on the season after going six innings and giving up just three runs on three hits on March 15 in a victory over UALR ... had a career-high 10 strikeouts against UCA in his last start on April 22 ... has made four straight relief outings since his last outing.

SOPHOMORE SEASON (2013): Appeared in 17 game and made seven starts, which was the fourth most starts on the team had a 2-5 record on the year ... struck out 42 batters in 49 innings of work ... had a career-high seven innings pitched against Alabama-Birmingham on March 9 ... struck out a career-high seven against Florida Atlantic on March 23 ... his 19 appearances where the third most on the team ... his 42 strikeouts the fifth most on the team.

FRESHMAN SEASON (2012): Appeared in 17 games and made two starts...gave up 26 hits and 14 runs in 18.2 innings of work...struck out nine batters and walked just seven on the year.

HIGH SCHOOL: Played four seasons at Bartlett High School in Memphis.

PERSONAL: Born February 28, 1993 ...parents are Amy and Mark Hawkins.



Chandler Hawkins

Pitcher - Junior - 2L
6-1 - 170 - L/L
Memphis, Tennessee
Bartlett HS

HAWKINS CAREER HIGHS

IP: 7 - UAB (March 9, 2013)
Strikeouts: 7 - Twice
BF: 28 - Twice
FC: 3 - WKU (April 6, 2013)
Assists: 3 - WKU (April 6, 2013)

**Chandler Hawkins
 Game-by-Game**

Date	Opponent	GS	IP	H	R	ER	BB	SO	2B	3B	HR	ERA	NP
2/15	Miami	*	4.0	7	4	4	1	4	2	0	0	9.00	74
2/22	Illinois St.	*	5.1	5	2	2	3	6	0	0	0	5.79	87
3/1	at UAB	*	4.0	6	2	2	3	3	0	0	0	5.40	74
3/9	Creighton	*	6.0	3	3	3	1	4	0	0	2	5.12	86
3/15	UALR	*	6.0	8	3	3	0	5	0	1	1	4.97	72
3/22	at UTA	*	5.0	9	3	3	0	3	1	0	1	5.04	63
3/29	Texas State	*	5.0	5	2	2	0	7	1	0	0	4.84	77
4/5	at WKU	*	4.2	6	6	5	1	1	0	0	1	5.40	70
4/15	at Mem[his		2.2	3	2	2	1	6	0	0	0	5.64	50
4/20	ULM		0.1	2	4	4	2	1	0	0	0	6.40	22
4/22	at UCA	*	5.0	2	1	1	2	10	0	0	0	5.94	84
4/26	at GSU		1.0	2	1	1	1	1	0	0	0	6.00	23
4/27	at GSU		2.0	3	2	2	2	2	0	0	0	6.11	47
5/2	No. 2 ULL		0.0	0	0	0	1	0	0	0	0	6.11	4
5/4	No. 2 ULL		2.2	3	1	1	1	1	1	0	0	5.98	32
TOTALS			55.2	65	39	37	20	55	5	1	5	5.98	809

CAREER STATISTICS

	ERA	W-L	AP	GS	CG	SV	IP	H	R	ER	BB	SO	BF	AVG	WP	HB
2012	6.75	2-2	17	2	0	0	18.2	26	14	14	7	9	92	.329	3	4
2013	6.24	2-5	19	7	0	0	49.0	60	37	34	29	41	236	.306	3	3
2014	6.40	2-4	11	9	0	0	45.0	55	34	32	13	41	207	.296	2	6
Totals	6.39	6-11	47	18	0	0	112.2	141	85	80	49	92	535	.306	8	13



stAte
Game Results for Arkansas State (as of May 04, 2014)
(All games)



Date	Opponent	Score	Inns	Overall	Sun Belt	Pitcher of record	Attend	Time
Feb 15, 2014	MIAMI-1	w 3-0	9	1-0-0	0-0-0	Wallace, B. (W 1-0)	-	2:36
Feb 15, 2014	MIAMI-2	w 18-8	9	2-0-0	0-0-0	Hawkins, C. (W 1-0)	425	3:50
Feb 16, 2014	MIAMI	w 13-3	9	3-0-0	0-0-0	Owen, D. (W 1-0)	319	2:41
Feb 18, 2014	ARKANSAS-MONTICELLO	L 0-2	9	3-1-0	0-0-0	Birginske (L 0-1)	304	2:25
Feb 21, 2014	ILLINOIS STATE	L 3-4	9	3-2-0	0-0-0	Wallace, B. (L 1-1)	361	2:54
Feb 22, 2014	ILLINOIS STATE-1	L 2-3	9	3-3-0	0-0-0	Hawkins, C. (L 1-1)	-	2:50
Feb 22, 2014	ILLINOIS STATE-2	L 7-9	7	3-4-0	0-0-0	Croft, M. (L 0-1)	705	2:30
Feb 23, 2014	ILLINOIS STATE	w 14-8	9	4-4-0	0-0-0	Owen, D. (W 2-0)	321	3:20
Feb 25, 2014	SEMO	w 8-3	9	5-4-0	0-0-0	Gaines, T. (W 1-0)	202	3:05
Feb 28, 2014	at UAB	L 0-5	9	5-5-0	0-0-0	Wallace, B. (L 1-2)	357	2:52
Mar 01, 2014	at UAB	L 1-3	9	5-6-0	0-0-0	Hawkins, C. (L 1-2)	541	2:30
Mar 02, 2014	at UAB	w 5-3	9	6-6-0	0-0-0	Ring, T. (W 1-0)	675	2:36
Mar 08, 2014	CREIGHTON	L 3-7	9	6-7-0	0-0-0	Wallace, B. (L 1-3)	201	2:42
Mar 09, 2014	CREIGHTON	L 4-5	9	6-8-0	0-0-0	Lee, C. (L 0-1)	237	2:50
Mar 10, 2014	CREIGHTON	w 6-2	9	7-8-0	0-0-0	Croft, M. (W 1-1)	263	2:29
Mar 11, 2014	at Murray State	w 27-7	9	8-8-0	0-0-0	Woodhouse, C (W 1-0)	137	3:36
* Mar 14, 2014	UALR	w 3-0	9	9-8-0	1-0-0	Owen, D. (W 3-0)	292	2:14
* Mar 15, 2014	UALR-1	w 5-3	9	10-8-0	2-0-0	Hawkins, C. (W 2-2)	-	2:21
* Mar 15, 2014	UALR-2	w 4-3	(14)	11-8-0	3-0-0	Gaines, T. (W 2-0)	347	4:13
Mar 19, 2014	at #14 Ole Miss	L 3-4	9	11-9-0	3-0-0	Kibler, C. (L 0-1)	6716	2:44
* Mar 21, 2014	at UT Arlington	w 5-1	9	12-9-0	4-0-0	Owen, D. (W 4-0)	361	2:56
* Mar 22, 2014	at UT Arlington	L 2-6	9	12-10-0	4-1-0	Hawkins, C. (L 2-3)	244	2:30
* Mar 23, 2014	at UT Arlington	w 14-10	9	13-10-0	5-1-0	Woodhouse, C (W 2-0)	256	3:08
Mar 25, 2014	MEMPHIS	w 10-7	9	14-10-0	5-1-0	Kibler, C. (W 1-1)	271	2:37
Mar 26, 2014	at Missouri State	L 4-5	9	14-11-0	5-1-0	Grantham, A. (L 0-1)	313	2:16
* Mar 29, 2014	TEXAS STATE-1	L 3-4	(12)	14-12-0	5-2-0	Woodhouse, C (L 2-1)	-	3:30
* Mar 29, 2014	TEXAS STATE-2	w 5-4	9	15-12-0	6-2-0	Kibler, C. (W 2-1)	482	2:48
* Mar 30, 2014	TEXAS STATE	w 4-1	9	16-12-0	7-2-0	Wallace, B. (W 2-3)	276	2:25
Apr 01, 2014	at SEMO	L 0-7	9	16-13-0	7-2-0	Ayers, B. (L 0-1)	463	2:33
* Apr 04, 2014	at Western Kentucky	L 6-8	9	16-14-0	7-3-0	Owen, D. (L 4-1)	337	2:48
* Apr 05, 2014	at Western Kentucky	L 6-9	9	16-15-0	7-4-0	Hawkins, C. (L 2-4)	538	2:49
* Apr 06, 2014	at Western Kentucky	w 7-5	9	17-15-0	8-4-0	Wallace, B. (W 3-3)	341	3:01
Apr 09, 2014	CENTRAL ARKANSAS	w 3-0	9	18-15-0	8-4-0	Ayers, B. (W 1-1)	608	2:18
* Apr 11, 2014	at South Alabama	L 0-5	9	18-16-0	8-5-0	Owen, D. (L 4-2)	1196	2:33
* Apr 12, 2014	at South Alabama	w 7-6	(14)	19-16-0	9-5-0	Gaines, T. (W 3-0)	1241	3:37
* Apr 13, 2014	at South Alabama	w 3-2	9	20-16-0	10-5-0	Kibler, C. (W 3-1)	1126	2:36
Apr 15, 2014	at Memphis	w 6-4	9	21-16-0	10-5-0	Zuber, T. (W 1-0)	421	3:08
* Apr 18, 2014	LOUISIANA-MONROE	w 8-4	9	22-16-0	11-5-0	Owen, D. (W 5-2)	436	3:07
* Apr 19, 2014	LOUISIANA-MONROE	w 11-7	9	23-16-0	12-5-0	Ayers, B. (W 2-1)	686	2:48
* Apr 20, 2014	LOUISIANA-MONROE	w 10-9	9	24-16-0	13-5-0	Lee, C. (W 1-1)	410	3:59
Apr 22, 2014	at Central Arkansas	L 3-4	9	24-17-0	13-5-0	Woodhouse, C (L 2-1)	445	2:46
* Apr 25, 2014	at Georgia State	L 1-5	9	24-18-0	13-6-0	Owen, D. (L 5-3)	173	2:27
* Apr 26, 2014	at Georgia State	L 6-7	(10)	24-19-0	13-7-0	Hawkins, C. (L 2-5)	259	3:14
* Apr 27, 2014	at Georgia State	w 10-6	9	25-19-0	14-7-0	Hawkins, C. (W 3-5)	211	3:15
Apr 29, 2014	MURRAY STATE	w 7-6	9	26-19-0	14-7-0	Lee, C. (W 2-1)	256	3:02
* May 02, 2014	LOUISIANA	L 5-6	9	26-20-0	14-8-0	Owen, D. (L 5-4)	713	2:42
* May 03, 2014	#2 LOUISIANA	L 0-7	9	26-21-0	14-9-0	Wallace, B. (L 3-4)	1009	2:11
* May 04, 2014	#2 LOUISIANA	w 6-4	9	27-21-0	15-9-0	Zuber, T. (W 2-0)	811	3:09

* = Conference game

() extra inning game



stAte
Game Results for Arkansas State (as of May 04, 2014)
(All games)



Feb 15, 2014 at Jonesboro, Ark.

Score by Innings	1	2	3	4	5	6	7	8	9	R	H	E
Miami	0	0	0	0	0	0	0	0	0	0	7	4
Arkansas State	0	0	3	0	0	0	0	0	X	3	6	0

WP-Wallace, Bradley (1-0) Save-Grantham, Adam(1) LP-VARNER, Seth (0-1) T-2:36 A-0

Feb 15, 2014 at Jonesboro, Ark.

Score by Innings	1	2	3	4	5	6	7	8	9	R	H	E
Miami	0	4	0	0	0	1	2	0	1	8	12	7
Arkansas State	3	3	0	4	0	0	8	0	0	18	16	2

WP-Hawkins, Chandler (1-0) LP-WILLIAMS, Nathan (0-1) T-3:50 A-425

Feb 16, 2014 at Jonesboro, Ark.

Score by Innings	1	2	3	4	5	6	7	8	9	R	H	E
Miami	0	0	0	2	1	0	0	0	0	3	7	2
Arkansas State	1	0	3	2	2	3	2	0	X	13	14	2

WP-Owen, David (1-0) LP-POWERS, Ryan (0-1) T-2:41 A-319

Feb 18, 2014 at Jonesboro, Ark.

Score by Innings	1	2	3	4	5	6	7	8	9	R	H	E
Arkansas-Monticello	1	0	0	1	0	0	0	0	0	2	4	0
Arkansas State	0	0	0	0	0	0	0	0	0	0	7	3

WP-Z. McKnight (1-0) Save-J. Harvill(3) LP-Birginske, Derek (0-1) T-2:25 A-304

Feb 21, 2014 at Jonesboro, Arkansas

Score by Innings	1	2	3	4	5	6	7	8	9	R	H	E
Illinois State	0	0	1	0	3	0	0	0	0	4	8	1
Arkansas State	0	0	1	0	1	0	1	0	0	3	7	2

WP-SAVAS, Dan (2-0) Save-RHOADES, Jeremy(1) LP-Wallace, Bradley (1-1) T-2:54 A-361

Feb 22, 2014 at Jonesboro, Ark.

Score by Innings	1	2	3	4	5	6	7	8	9	R	H	E
Illinois State	0	0	0	0	0	2	1	0	0	3	8	1
Arkansas State	0	1	0	0	0	0	0	1	0	2	6	0

WP-CRAIG, Dylan (1-0) Save-RHOADES, Jeremy(2) LP-Hawkins, Chandler (1-1) T-2:5 A-0 A-0

Feb 22, 2014 at Jonesboro, Ark.

Score by Innings	1	2	3	4	5	6	7	R	H	E
Illinois State	3	0	0	2	0	1	3	9	15	1
Arkansas State	0	0	1	1	1	0	4	7	9	0

WP-LEARNARD, JD (1-0) Save-SUAREZ, David(1) LP-Croft, Morgan (0-1) T-2:30 A-705



stAte
Game Results for Arkansas State (as of May 04, 2014)
(All games)



Feb 23, 2014 at Jonesboro, Arkansas

Score by Innings	1	2	3	4	5	6	7	8	9	R	H	E	
Illinois State	1	2	0	0	3	0	0	2	0	-	8	12	4
Arkansas State	0	5	6	2	1	0	0	0	X	-	14	15	3

WP-Owen, David (2-0) LP-HEADEAN, Will (0-1) T-3:20 A-321
 HR ILS - CZESZEWSKI, Jack (1)
 HR ASU - Burgess, Matt (1)

Feb 25, 2014 at Jonesboro, Arkansas

Score by Innings	1	2	3	4	5	6	7	8	9	R	H	E	
SEMO	2	0	0	0	0	0	1	0	0	-	3	11	2
Arkansas State	0	1	3	0	1	0	0	3	X	-	8	12	0

WP-Gaines, Tanner (1-0) LP-WINKELMAN, Alex (0-2) T-3:05 A-202

Feb 28, 2014 at Birmingham, Ala.

Score by Innings	1	2	3	4	5	6	7	8	9	R	H	E	
Arkansas State	0	0	0	0	0	0	0	0	0	-	0	7	0
UAB	0	0	1	0	4	0	0	0	X	-	5	11	0

WP-C. Mallard (3-0) LP-Wallace, Bradley (1-2) T-2:52 A-357

Mar 01, 2014 at Birmingham, Ala.

Score by Innings	1	2	3	4	5	6	7	8	9	R	H	E	
Arkansas State	0	0	0	0	0	0	0	0	1	-	1	5	0
UAB	2	0	0	0	0	0	0	1	X	-	3	9	1

WP-J. Lieske (2-0) Save-A. Lau(1) LP-Hawkins, Chandler (1-2) T-2:30 A-541

Mar 02, 2014 at Birmingham, Ala.

Score by Innings	1	2	3	4	5	6	7	8	9	R	H	E	
Arkansas State	0	0	0	0	1	0	4	0	0	-	5	8	1
UAB	0	0	0	1	0	1	0	0	1	-	3	6	3

WP-Ring, Tanner (1-0) Save-Kibler, Colton(1) LP-C. Eller (1-1) T-2:36 A-675

Mar 08, 2014 at Millington, Tenn.

Score by Innings	1	2	3	4	5	6	7	8	9	R	H	E	
Creighton	0	0	4	2	1	0	0	0	0	-	7	8	0
Arkansas State	1	0	0	0	2	0	0	0	0	-	3	8	2

WP-WARREN, Matt (3-0) LP-Wallace, Bradley (1-3) T-2:42 A-201

Mar 09, 2014 at Millington, Tenn.

Score by Innings	1	2	3	4	5	6	7	8	9	R	H	E	
Creighton	0	1	0	0	0	2	0	2	0	-	5	6	2
Arkansas State	0	0	0	3	0	0	1	0	0	-	4	9	1

WP-LUKOWSKI, Mark (1-0) Save-PETER, Jake(1) LP-Lee, Coulton (0-1) T-2:50 A-237
 HR CU - GERBER, Mike (3), LUCANSKY, Landon (1)



stAte
Game Results for Arkansas State (as of May 04, 2014)
(All games)



Mar 10, 2014 at Jonesboro, Ark.

Score by Innings	1	2	3	4	5	6	7	8	9	R	H	E	
Creighton	0	0	1	0	1	0	0	0	0	-	2	2	1
Arkansas State	0	1	3	2	0	0	0	0	X	-	6	9	0

WP-Croft, Morgan (1-1) LP-STRUNC, Tommy (0-2) T-2:29 A-263

Mar 11, 2014 at Murray, Ky.

Score by Innings	1	2	3	4	5	6	7	8	9	R	H	E	
Arkansas State	5	3	5	1	3	0	3	7	0	-	27	19	0
Murray State	1	0	0	3	0	3	0	0	0	-	7	10	6

WP-Woodhouse, Cody (1-0) LP-Kyle Cornett (0-1) T-3:36 A-137
 HR ASU - Baker, Austin (3)
 HR MUR - Taylor Mathews (1)

Mar 14, 2014 at Jonesboro, Ark.

Score by Innings	1	2	3	4	5	6	7	8	9	R	H	E	
UALR	0	0	0	0	0	0	0	0	0	-	0	6	0
Arkansas State	0	0	0	0	3	0	0	0	X	-	3	5	1

WP-Owen, David (3-0) Save-Croft, Morgan(1) LP-McDonald, Travis (2-1) T-2:14 A-292

Mar 15, 2014 at Jonesboro, Ark.

Score by Innings	1	2	3	4	5	6	7	8	9	R	H	E	
UALR	2	1	0	0	0	0	0	0	0	-	3	10	1
Arkansas State	0	0	3	0	1	0	1	0	X	-	5	10	0

WP-Hawkins, Chandler (2-2) Save-Croft, Morgan(2) LP-Schlechte, Ethan (2-2) T-2 A-0 A-0
 HR UALR - Rockwell, Tanner (3)

Mar 15, 2014 at Jonesboro, Ark.

Score by Innings	1	2	3	4	5	6	7	8	9	10	11	12	13	14	R	H	E	
UALR	0	0	0	2	0	0	0	0	1	0	0	0	0	0	-	3	11	1
Arkansas State	0	0	0	0	3	0	0	0	0	0	0	0	0	1	-	4	12	1

WP-Gaines, Tanner (2-0) LP-Rockwell, Tanner (0-1) T-4:13 A-347
 HR UALR - Scott, Ryan (2)

Mar 19, 2014 at Oxford, Miss.

Score by Innings	1	2	3	4	5	6	7	8	9	R	H	E	
Arkansas State	0	0	1	1	1	0	0	0	0	-	3	8	0
Ole Miss	1	0	0	0	0	1	2	0	X	-	4	8	1

WP-Weathersby (1-0) Save-J. Laxer(2) LP-Kibler, Colton (0-1) T-2:44 A-6716

Mar 21, 2014 at Arlington, Texas

Score by Innings	1	2	3	4	5	6	7	8	9	R	H	E	
Arkansas State	2	0	0	3	0	0	0	0	0	-	5	11	1
UT Arlington	0	1	0	0	0	0	0	0	0	-	1	6	1

WP-Owen, David (4-0) LP-Vachon, Brad (1-5) T-2:56 A-361



stAte
Game Results for Arkansas State (as of May 04, 2014)
(All games)



Mar 22, 2014 at Arlington, Texas

Score by Innings	1	2	3	4	5	6	7	8	9	R	H	E	
Arkansas State	1	0	0	0	0	0	0	0	1	-	2	7	0
UT Arlington	1	1	0	0	0	1	0	3	X	-	6	16	1

WP-Hobbs, Zach (1-0) Save-Weaver, Chase(1) LP-Hawkins, Chandler (2-3) T-2:30 A-244
 HR ASU - Baker, Austin (4)
 HR UTA - Shortall, Matt (3), McLemore,Darien (2)

Mar 23, 2014 at Arlington, Texas

Score by Innings	1	2	3	4	5	6	7	8	9	R	H	E	
Arkansas State	0	4	0	0	4	0	5	0	1	-	14	12	2
UT Arlington	3	1	2	0	2	2	0	0	0	-	10	14	2

WP-Woodhouse, Cody (2-0) Save-Croft, Morgan(3) LP-Weaver, Chase (2-1) T-3:08 A-256
 HR UTA - Shortall, Matt (5), Bottger, Ryan (1), Sibley, Travis (1)

Mar 25, 2014 at Jonesboro, Arkansas

Score by Innings	1	2	3	4	5	6	7	8	9	R	H	E	
Memphis	2	1	0	0	0	0	0	4	0	-	7	9	4
Arkansas State	0	0	2	1	0	1	1	5	X	-	10	12	1

WP-Kibler, Colton (1-1) LP-BLACKWOOD, Nolan (2-3) T-2:37 A-271
 HR ASU - Baker, Austin (5)

Mar 26, 2014 at Springfield, Mo.

Score by Innings	1	2	3	4	5	6	7	8	9	R	H	E	
Arkansas State	3	0	0	0	0	0	0	0	1	-	4	6	0
Missouri State	0	4	1	0	0	0	0	0	X	-	5	6	0

WP-Perez,Sam (1-0) LP-Grantham, Adam (0-1) T-2:16 A-313
 HR MSU - Fultz,Matt (3)

Mar 29, 2014 at Jonesboro, Arkansas

Score by Innings	1	2	3	4	5	6	7	8	9	10	11	12	R	H	E	
Texas State	1	0	0	0	2	0	0	0	0	0	0	1	-	4	12	3
Arkansas State	0	0	0	0	0	1	0	0	2	0	0	0	-	3	10	0

WP-Lemke, Hunter (5-1) LP-Woodhouse, Cody (2-1) T-3:30 A-0

Mar 29, 2014 at Jonesboro, Arkansas

Score by Innings	1	2	3	4	5	6	7	8	9	R	H	E	
Texas State	0	0	0	0	2	1	0	1	0	-	4	9	1
Arkansas State	0	1	1	0	1	0	2	0	X	-	5	11	0

WP-Kibler, Colton (2-1) Save-Croft, Morgan(4) LP-Williams, Austen (3-1) T-2:48 A-482 A-482 sten
 HR ASU - Wilcoxson, Eric

Mar 30, 2014 at Jonesboro, Arkansas

Score by Innings	1	2	3	4	5	6	7	8	9	R	H	E	
Texas State	0	0	0	0	0	0	0	0	1	-	1	7	1
Arkansas State	1	0	0	2	0	0	0	1	X	-	4	8	0

WP-Wallace, Bradley (2-3) LP-Humpal, Lucas (2-1) T-2:25 A-276
 HR ASU - Burgess, Matt



stAte
Game Results for Arkansas State (as of May 04, 2014)
(All games)



Apr 01, 2014 at Cape Girardeau, Mo.

Score by Innings	1	2	3	4	5	6	7	8	9	R	H	E
Arkansas State	0	0	0	0	0	0	0	0	0	0	4	0
SEMO	0	0	2	0	0	1	2	2	X	7	11	0

WP-HULL, Christian (2-1) LP-Ayers, Bryan (0-1) T-2:33 A-463

Apr 04, 2014 at Bowling Green, Ky.

Score by Innings	1	2	3	4	5	6	7	8	9	R	H	E
Arkansas State	0	1	0	0	1	2	1	0	1	6	10	1
Western Kentucky	2	0	3	0	1	0	0	2	X	8	9	3

WP-Hageman, Justin (3-1) Save-Tompkins, Ian(8) LP-Owen, David (4-1) T-2:48 A-337

Apr 05, 2014 at Bowling Green, Ky.

Score by Innings	1	2	3	4	5	6	7	8	9	R	H	E
Arkansas State	0	0	3	0	0	0	1	2	0	6	7	1
Western Kentucky	0	0	1	0	5	0	1	2	X	9	10	2

WP-Clay, Austin (4-2) Save-Bartley, Josh(1) LP-Hawkins, Chandler (2-4) T-2:49 A-538
 HR WKU - Church, Ryan (5), Miller, Anderson (1)

Apr 06, 2014 at Bowling Green, Ky.

Score by Innings	1	2	3	4	5	6	7	8	9	R	H	E
Arkansas State	1	0	2	3	0	0	0	0	1	7	12	1
Western Kentucky	0	0	0	0	1	0	0	0	4	5	9	2

WP-Wallace, Bradley (3-3) LP-Thompson, Jake (2-3) T-3:01 A-341

Apr 09, 2014 at Jonesboro, Arkansas

Score by Innings	1	2	3	4	5	6	7	8	9	R	H	E
Central Arkansas	0	0	0	0	0	0	0	0	0	0	5	1
Arkansas State	2	0	0	0	0	0	1	0	X	3	5	0

WP-Ayers, Bryan (1-1) Save-Croft, Morgan(5) LP-Echols, Riley (1-2) T-2:18 A-608

Apr 11, 2014 at Mobile, Ala.

Score by Innings	1	2	3	4	5	6	7	8	9	R	H	E
Arkansas State	0	0	0	0	0	0	0	0	0	0	4	3
South Alabama	3	1	1	0	0	0	0	0	X	5	9	1

WP-St. John, Locke (4-1) LP-Owen, David (4-2) T-2:33 A-1196

Apr 12, 2014 at Mobile, Ala.

Score by Innings	1	2	3	4	5	6	7	8	9	10	11	12	13	14	R	H	E
Arkansas State	2	0	0	0	2	0	0	2	0	0	0	0	0	1	7	11	3
South Alabama	0	0	4	0	0	1	1	0	0	0	0	0	0	0	6	8	3

WP-Gaines, Tanner (3-0) Save-Croft, Morgan(6) LP-Halford, Brandon (3-1) T-3:3 A-1241 A-1241 don
 HR ASU - Baker, Austin (6)



stAte
Game Results for Arkansas State (as of May 04, 2014)
(All games)



Apr 13, 2014 at Mobile, Ala.

Score by Innings	1	2	3	4	5	6	7	8	9	R	H	E
Arkansas State	0	0	0	1	0	0	1	0	1	3	9	1
South Alabama	1	0	0	0	1	0	0	0	0	2	10	0

WP-Kibler, Colton (3-1) Save-Croft, Morgan(7) LP-Carleton, Cameron (0-1) T-2:3 A-1126 A-1126 ron

Apr 15, 2014 at Memphis, Tenn.

Score by Innings	1	2	3	4	5	6	7	8	9	R	H	E
Arkansas State	0	0	0	2	0	1	1	2	0	6	11	1
Memphis	0	2	0	2	0	0	0	0	0	4	5	0

WP-Zuber, Tyler (1-0) LP-BLACKWOOD, Nolan (2-4) T-3:08 A-421

Apr 18, 2014 at Jonesboro, Arkansas

Score by Innings	1	2	3	4	5	6	7	8	9	R	H	E
Louisiana-Monroe	0	1	0	0	0	0	0	3	0	4	10	1
Arkansas State	3	1	1	1	2	0	0	0	X	8	10	1

WP-Owen, David (5-2) LP-Hermeling, Alex (1-5) T-3:07 A-436

HR ASU - Wilcoxson, Eric (2)

Apr 19, 2014 at Jonesboro, Ark.

Score by Innings	1	2	3	4	5	6	7	8	9	R	H	E
Louisiana-Monroe	0	0	0	0	0	2	1	0	4	7	9	0
Arkansas State	3	0	5	0	0	1	2	0	X	11	11	1

WP-Ayers, Bryan (2-1) Save-Woodhouse, Cody(1) LP-Miller, Chad (2-2) T-2:48 A-686

HR ULM - Stone, Cody (1), Stockton, Jacob (1)

HR ASU - Burgess, Matt (3)

Apr 20, 2014 at Jonesboro, Arkansas

Score by Innings	1	2	3	4	5	6	7	8	9	R	H	E
Louisiana-Monroe	0	1	0	1	4	0	0	2	1	9	9	3
Arkansas State	1	0	0	0	0	2	0	3	4	10	12	2

WP-Lee, Coulton (1-1) LP-Taylor, Carey (2-3) T-3:59 A-410

Apr 22, 2014 at Conway, Ark.

Score by Innings	1	2	3	4	5	6	7	8	9	R	H	E
Arkansas State	1	1	0	1	0	0	0	0	0	3	8	1
Central Arkansas	0	0	0	1	0	0	2	0	1	4	7	1

WP-Stitch, Bo (2-0) LP-Woodhouse, Cody (2-1) T-2:46 A-445

Apr 25, 2014 at Atlanta, Ga.

Score by Innings	1	2	3	4	5	6	7	8	9	R	H	E
Arkansas State	0	0	1	0	0	0	0	0	0	1	6	1
Georgia State	0	1	0	0	0	1	0	3	X	5	8	3

WP-Anderson, Kenny (4-3) Save-Burns, Ben(1) LP-Owen, David (5-3) T-2:27 A-173

HR GSU - Rose, Matt (9), Triplett, Chris (5)



stAte
Game Results for Arkansas State (as of May 04, 2014)
(All games)



Apr 26, 2014 at Atlanta, Ga.

Score by Innings	1	2	3	4	5	6	7	8	9	10	R	H	E
Arkansas State	0	0	0	1	1	0	1	3	0	0	6	10	0
Georgia State	0	0	0	0	3	0	0	1	2	1	7	12	1

WP-Burgee, Kevin (3-1) LP-Hawkins, Chandler (2-5) T-3:14 A-259

Apr 27, 2014 at Atlanta, Ga.

Score by Innings	1	2	3	4	5	6	7	8	9	R	H	E
Arkansas State	1	0	0	0	1	0	8	0	0	10	10	0
Georgia State	0	1	2	0	1	0	0	2	0	6	12	2

WP-Hawkins, Chandler (3-5) Save-Zuber, Tyler(1) LP-Fessler, Andrew (2-4) T-3:1 A-211 A-211 rew
 HR GSU - Wilson, Nic (13)

Apr 29, 2014 at Jonesboro, Ark.

Score by Innings	1	2	3	4	5	6	7	8	9	R	H	E
Murray State	0	1	0	4	0	0	0	0	1	6	5	0
Arkansas State	0	0	0	3	3	1	0	0	X	7	10	1

WP-Lee, Coulton (2-1) Save-Zuber, Tyler(2) LP-Tyler Saltsman (2-1) T-3:02 A-256

May 02, 2014 at Jonesboro, Arkansas

Score by Innings	1	2	3	4	5	6	7	8	9	R	H	E
Louisiana	0	0	1	2	2	1	0	0	0	6	9	1
Arkansas State	0	0	0	2	0	0	3	0	0	5	9	3

WP-Robichaux,Austin (6-2) Save-Wilson,Ryan(5) LP-Owen, David (5-4) T-2:42 A-713
 HR ASU - Burgess, Matt (4)

May 03, 2014 at Jonesboro, Arkansas

Score by Innings	1	2	3	4	5	6	7	8	9	R	H	E
Louisiana	0	3	0	1	0	0	1	0	2	7	10	0
Arkansas State	0	0	0	0	0	0	0	0	0	0	2	2

WP-Baranik,Carson (9-1) LP-Wallace, Bradley (3-4) T-2:11 A-1009

May 04, 2014 at Jonesboro, Arkansas

Score by Innings	1	2	3	4	5	6	7	8	9	R	H	E
Louisiana	0	0	1	2	0	1	0	0	0	4	6	0
Arkansas State	0	0	0	2	0	0	3	1	X	6	6	2

WP-Zuber, Tyler (2-0) LP-Hicks,Matt (5-1) T-3:09 A-811



stAte
Games Summary for Arkansas State (as of May 04, 2014)
(All games)



Score by innings	1	2	3	4	5	6	7	8	9	EX	Total
Arkansas State	31	22	44	38	35	12	54	30	13	2	281
Opponents	26	27	25	26	37	22	17	30	19	2	231

Record when ...

Overall	27-21	After 6 leading	18-2
Conference	15-9 trailing	8-18
Non-Conference	12-12 tied	1-1
Home games	18-9	After 7 leading	23-1
Away games	9-12 trailing	2-17
Neutral site	0-0 tied	2-2
Day games	19-11	After 8 leading	24-1
Night games	8-10 trailing	1-18
vs Left starter	8-7 tied	2-1
vs Right starter	19-14		
1-Run games	6-9	Hit 0 home runs	19-19
2-Run games	5-4	... 1 home run	7-2
5+Run games	5-4	... 2+ home runs	1-0
Extra innings	2-2		
Shutouts	3-5	Opponent 0 home runs	20-16
	 1 home run	5-1
	 2+ HRs	2-4
Scoring 0-2 runs	0-9		
..... 3-5 runs	10-8		
..... 6-9 runs	8-4	Made 0 errors	9-10
..... 10+ runs	9-0	... 1 error	11-5
		... 2+ errors	7-6
Opponent 0-2 runs	7-1		
..... 3-5 runs	10-11	Opp. made 0 errors	6-6
..... 6-9 runs	9-9 1 error	8-10
..... 10+ runs	1-0 2+ errors	13-5
Scored in 1st inning	12-4	Out-hit opponent	18-4
Opp. scored in 1st	7-8	Out-hit by opponent	5-13
Scores first	16-7	Hits are tied	4-4
Opp. scores first	11-14		

Record when team scores:

Runs	0	1	2	3	4	5	6	7	8	9	10+
W-L	0-5	0-2	0-2	4-5	2-2	4-1	3-3	3-1	2-0	0-0	9-0

Record when opponent scores:

Runs	0	1	2	3	4	5	6	7	8	9	10+
W-L	3-0	2-0	2-1	5-2	4-4	1-5	3-2	3-4	2-1	1-2	1-0

Record when leading after:

Inn.	1	2	3	4	5	6	7	8
W-L	12-3	13-3	14-3	14-6	18-4	18-2	23-1	24-1

Record when trailing after:

Inn.	1	2	3	4	5	6	7	8
W-L	6-7	6-12	8-14	9-13	5-16	8-18	2-17	1-18

Record when tied after:

Inn.	1	2	3	4	5	6	7	8
W-L	9-11	8-6	5-4	4-2	4-1	1-1	2-2	2-1

Current winning streak: 1
 Longest winning streak: 6
 Longest losing streak: 4

Home attendance : 9935 (23 dates avg = 431)
 Away attendance : 16351 (21 dates avg = 778)
 Total attendance: 26286 (44 dates avg = 597)



stAte
Season Game Highs for Arkansas State (as of May 04, 2014)
(All games)



TEAM GAME HIGHS

Batting

At bats:	49	-	at South Alabama (Apr 12, 2014)
Runs scored:	27	-	at Murray State (Mar 11, 2014)
Hits:	19	-	at Murray State (Mar 11, 2014)
RBIs:	21	-	at Murray State (Mar 11, 2014)
Doubles:	6	-	vs Miami (Feb 15, 2014)
	6	-	vs Miami (Feb 16, 2014)
Triples:	2	-	at UT Arlington (Mar 23, 2014)
Home runs:	3	-	at Murray State (Mar 11, 2014)
Total bases:	34	-	at Murray State (Mar 11, 2014)
Walks:	14	-	vs Louisiana-Monroe (Apr 20, 2014)
Strikeouts:	18	-	at South Alabama (Apr 12, 2014)
Sac hits:	4	-	vs Illinois State (Feb 22, 2014)
Sac flies:	3	-	at Murray State (Mar 11, 2014)
Stolen bases:	4	-	vs Creighton (Mar 10, 2014)
	4	-	at Murray State (Mar 11, 2014)
Hit by pitch:	8	-	at Murray State (Mar 11, 2014)
Caught stealing:	3	-	at Western Kentucky (Apr 06, 2014)
Runners LOB:	17	-	at Murray State (Mar 11, 2014)
Hit into DP:	3	-	vs SEMO (Feb 25, 2014)
	3	-	vs Louisiana-Monroe (Apr 20, 2014)

Fielding

Putouts:	42	-	vs UALR (Mar 15, 2014)
	42	-	at South Alabama (Apr 12, 2014)
Assists:	16	-	vs UALR (Mar 15, 2014)
Errors:	3	-	(5 times)
Passed balls:	2	-	vs Illinois State (Feb 22, 2014)
DPs turned:	2	-	(5 times)

Pitching

Innings pitched:	14.0	-	vs UALR (Mar 15, 2014)
	14.0	-	at South Alabama (Apr 12, 2014)
Runs allowed:	10	-	at UT Arlington (Mar 23, 2014)
Earned runs:	9	-	vs Illinois State (Feb 22, 2014)
	9	-	at UT Arlington (Mar 23, 2014)
Walks allowed:	10	-	vs Murray State (Apr 29, 2014)
Strikeouts:	17	-	vs Louisiana (May 03, 2014)
Hits allowed:	16	-	at UT Arlington (Mar 22, 2014)
Doubles allowed:	5	-	vs Illinois State (Feb 23, 2014)
Triples allowed:	1	-	(8 times)
Homers allowed:	3	-	at UT Arlington (Mar 23, 2014)
Wild pitches:	3	-	vs Louisiana (May 02, 2014)
	3	-	vs Louisiana (May 04, 2014)
Hit batters:	3	-	at Western Kentucky (Apr 05, 2014)
	3	-	vs Louisiana (May 04, 2014)



stAte
Season Game Highs for Arkansas State (as of May 04, 2014)
(All games)



INDIVIDUAL GAME HIGHS

Batting

At bats:	8	-	Feddersen, Lucas at Murray State (Mar 11, 2014)
Runs scored:	7	-	Baker, Austin at Murray State (Mar 11, 2014)
Hits:	5	-	Baker, Austin at Murray State (Mar 11, 2014)
RBIs:	5	-	Baker, Austin at Murray State (Mar 11, 2014)
Doubles:	2	-	(5 times)
Triples:	1	-	(11 times)
Home runs:	3	-	Baker, Austin at Murray State (Mar 11, 2014)
Total bases:	14	-	Baker, Austin at Murray State (Mar 11, 2014)
Walks:	4	-	Hardie, Tyler at Murray State (Mar 11, 2014)
Strikeouts:	5	-	Birginske, Derek at South Alabama (Apr 12, 2014)
Sac hits:	2	-	Feddersen, Lucas vs Illinois State (Feb 22, 2014)
	2	-	Schrimpf, Joe at UAB (Mar 02, 2014)
	2	-	Jones, Dustin at South Alabama (Apr 12, 2014)
Sac flies:	2	-	Burgess, Matt vs Illinois State (Feb 22, 2014)
	2	-	Burgess, Matt at Western Kentucky (Apr 06, 2014)
Stolen bases:	2	-	Baker, Austin vs Miami (Feb 15, 2014)
	2	-	Baker, Austin vs Miami (Feb 16, 2014)
Hit by pitch:	2	-	(5 times)
Caught stealing:	1	-	(19 times)
Runners LOB:	8	-	Feddersen, Lucas at Murray State (Mar 11, 2014)

Fielding

Putouts:	15	-	Burgess, Matt vs UALR (Mar 15, 2014)
Assists:	7	-	Feddersen, Lucas vs UALR (Mar 15, 2014)
Errors:	2	-	Schrimpf, Joe vs Illinois State (Feb 21, 2014)
	2	-	George, Zach vs Illinois State (Feb 23, 2014)
	2	-	Feddersen, Lucas at South Alabama (Apr 11, 2014)
Passed balls:	2	-	Hardie, Tyler vs Illinois State (Feb 22, 2014)

Pitching

Innings pitched:	7.2	-	Owen, David at Western Kentucky (Apr 04, 2014)
Runs allowed:	8	-	Owen, David at Western Kentucky (Apr 04, 2014)
Earned runs:	6	-	Owen, David vs Illinois State (Feb 23, 2014)
	6	-	Wallace, Bradley at UT Arlington (Mar 23, 2014)
	6	-	Owen, David at Western Kentucky (Apr 04, 2014)
Walks allowed:	5	-	Owen, David at UT Arlington (Mar 21, 2014)
Strikeouts:	12	-	Wallace, Bradley vs Louisiana (May 03, 2014)
Hits allowed:	9	-	Hawkins, Chandler at UT Arlington (Mar 22, 2014)
Doubles allowed:	3	-	Owen, David vs Illinois State (Feb 23, 2014)
	3	-	Owen, David at Western Kentucky (Apr 04, 2014)
	3	-	Lee, Coulton vs Louisiana-Monroe (Apr 18, 2014)
Triples allowed:	1	-	(8 times)
Homers allowed:	2	-	Hawkins, Chandler vs Creighton (Mar 09, 2014)
	2	-	Wallace, Bradley at UT Arlington (Mar 23, 2014)
	2	-	Woodhouse, Cody vs Louisiana-Monroe (Apr 19, 2014)
Wild pitches:	3	-	Owen, David vs Louisiana (May 02, 2014)
Hit batters:	2	-	(7 times)

stAte
Team Game-by-Game for Arkansas State (as of May 04, 2014)
Batting (All games)

Date	Opponent	ab	r	h	rbi	2b	3b	hr	tb	bb	ibb	sb	cs	hbp	sac	sf	gdp	k	po	a	e	lob	avg
Feb 15	MIAMI	28	3	6	3	1	0	0	7	1	0	3	0	1	0	2	1	4	27	9	0	5	.214
Feb 15	MIAMI	41	18	16	15	6	0	0	22	7	0	1	0	3	1	1	0	6	27	10	2	11	.319
Feb 16	MIAMI	38	13	14	10	6	1	0	22	5	0	3	0	3	0	1	0	3	27	14	2	10	.336
Feb 18	ARKANSAS-MONTICEL	33	0	7	0	3	0	0	10	1	0	1	0	0	0	0	0	7	27	6	3	7	.307
Feb 21	ILLINOIS STATE	32	3	7	2	3	1	0	12	6	0	1	0	2	0	0	1	9	27	8	2	10	.291
Feb 22	ILLINOIS STATE	28	2	6	2	0	0	0	6	6	0	1	1	0	4	0	0	6	27	10	0	9	.280
Feb 22	ILLINOIS STATE	27	7	9	7	1	0	0	10	7	0	1	0	1	0	2	2	2	21	9	0	9	.286
Feb 23	ILLINOIS STATE	40	14	15	11	4	0	1	22	6	0	1	0	2	0	1	0	8	27	11	3	11	.300
Feb 25	SEMO	31	8	12	6	2	1	0	16	7	0	1	0	2	2	0	2	3	27	12	0	10	.309
Feb 28	at UAB	30	0	7	0	0	0	0	7	1	0	0	1	0	1	0	1	8	24	7	0	5	.302
Mar 01	at UAB	31	1	5	1	2	0	0	7	3	0	1	0	1	0	0	2	7	24	9	0	7	.290
Mar 02	at UAB	33	5	8	3	1	1	0	11	2	0	0	0	0	3	0	0	6	27	7	1	6	.286
Mar 08	CREIGHTON	34	3	8	3	2	0	0	10	2	0	1	0	2	0	0	0	10	27	13	2	8	.282
Mar 09	CREIGHTON	33	4	9	3	1	0	0	10	7	2	2	0	1	3	0	2	5	27	6	1	13	.281
Mar 10	CREIGHTON	30	6	9	6	2	0	0	11	5	0	4	2	1	0	0	0	4	27	8	0	6	.282
Mar 11	at Murray State	46	27	19	21	4	1	3	34	13	0	4	0	8	1	3	0	9	27	12	0	17	.293
*Mar 14	UALR	28	3	5	2	1	1	0	8	1	0	3	0	1	0	0	0	6	27	12	1	3	.288
*Mar 15	UALR	33	5	10	5	1	0	0	11	1	0	2	0	1	0	0	1	2	27	9	0	6	.289
*Mar 15	UALR	47	4	12	3	0	0	0	12	5	2	0	0	2	3	1	1	8	42	16	1	14	.286
Mar 19	at Ole Miss	33	3	8	2	0	0	0	8	3	0	3	0	0	1	0	0	11	24	11	0	7	.284
*Mar 21	at UT Arlington	38	5	11	4	2	0	0	13	5	0	0	0	1	0	0	0	6	27	10	1	12	.284
*Mar 22	at UT Arlington	32	2	7	2	2	0	1	12	7	0	1	0	1	0	0	1	8	24	9	0	11	.282
*Mar 23	at UT Arlington	39	14	12	11	1	2	0	17	7	0	1	0	2	0	1	0	7	27	5	2	8	.283
Mar 25	MEMPHIS	36	10	12	9	4	0	1	19	6	0	2	0	0	0	2	0	6	27	11	1	10	.285
Mar 26	at Missouri State	32	4	6	3	2	0	0	8	3	0	0	0	3	0	1	0	6	24	11	0	8	.281
*Mar 29	TEXAS STATE	44	3	10	2	1	0	0	11	6	2	0	2	1	0	1	0	5	36	15	0	13	.279
*Mar 29	TEXAS STATE	32	5	11	4	1	0	1	15	1	0	1	1	1	1	0	0	11	27	11	0	6	.281
*Mar 30	TEXAS STATE	28	4	8	3	2	0	1	13	2	0	1	1	2	0	0	0	5	27	10	0	4	.281
Apr 01	at SEMO	31	0	4	0	1	0	0	5	0	0	0	0	1	0	0	0	11	24	6	0	5	.276
*Apr 04	at Western Kentucky	34	6	10	3	2	0	0	12	8	0	1	1	0	2	0	0	9	24	5	1	11	.277
*Apr 05	at Western Kentucky	31	6	7	6	0	0	0	7	7	0	0	1	1	1	0	2	3	24	8	1	7	.275
*Apr 06	at Western Kentucky	32	7	12	6	2	0	0	14	6	0	2	3	1	0	2	1	3	27	9	1	7	.278
Apr 09	CENTRAL ARKANSAS	27	3	5	3	1	0	0	6	5	0	0	1	0	2	0	0	4	27	9	0	7	.276
*Apr 11	at South Alabama	28	0	4	0	0	0	0	4	1	0	0	2	3	1	0	0	6	24	7	3	6	.273
*Apr 12	at South Alabama	49	7	11	7	1	1	1	17	4	0	0	0	1	3	2	0	18	42	15	3	10	.271
*Apr 13	at South Alabama	33	3	9	3	3	0	0	12	3	0	2	0	1	3	0	0	5	27	12	1	10	.271
Apr 15	at Memphis	38	6	11	6	1	0	0	12	2	0	1	0	3	1	0	0	10	27	3	1	11	.271
*Apr 18	LOUISIANA-MONROE	32	8	10	8	2	0	1	15	4	0	3	0	4	1	0	0	3	27	6	1	9	.272
*Apr 19	LOUISIANA-MONROE	32	11	11	11	4	0	1	18	7	0	0	1	2	0	1	0	2	27	9	1	7	.274
*Apr 20	LOUISIANA-MONROE	35	10	12	9	1	0	0	13	14	1	1	1	2	0	0	3	6	27	10	2	16	.276
Apr 22	at Central Arkansas	33	3	8	3	3	0	0	11	1	0	0	0	1	1	0	1	9	25	6	1	6	.275
*Apr 25	at Georgia State	30	1	6	1	1	0	0	7	2	0	0	1	1	0	0	0	3	24	6	1	5	.274
*Apr 26	at Georgia State	39	6	10	6	3	1	0	15	0	0	1	0	3	1	0	0	12	28	9	0	7	.273
*Apr 27	at Georgia State	37	10	10	9	1	1	0	13	6	0	1	0	1	0	1	0	8	27	12	0	8	.273
Apr 29	MURRAY STATE	30	7	10	7	3	0	0	13	4	0	2	0	1	1	0	1	8	27	10	1	5	.274
*May 02	LOUISIANA	31	5	9	5	3	0	1	15	3	0	0	0	0	1	0	1	6	27	13	3	3	.275
*May 03	LOUISIANA	28	0	2	0	0	0	0	2	0	0	0	0	0	0	0	0	7	27	10	2	1	.271
*May 04	LOUISIANA	28	6	6	5	1	0	0	7	8	0	0	0	2	2	0	0	3	27	15	2	10	.270
Totals		1615	281	436	241	88	11	12	582	211	7	53	19	70	40	22	23	314	1298	461	47	397	.270

stAte
Team Game-by-Game for Arkansas State (as of May 04, 2014)
Pitching (All games)

Date	Opponent	ip	h	r	er	bb	so	2b	3b	hr	wp	bk	hbp	dp	ibb	score	w-l	sv	era
Feb 15	MIAMI	9.0	7	0	0	5	9	2	0	0	1	0	0	2	0	3-0	1-0	1	0.00
Feb 15	MIAMI	9.0	12	8	7	4	11	2	0	0	2	0	1	0	0	18-8	2-0	1	3.50
Feb 16	MIAMI	9.0	7	3	2	1	4	1	0	0	0	0	1	1	0	13-3	3-0	1	3.00
Feb 18	ARKANSAS-MONTICEL	9.0	4	2	1	3	6	1	0	0	1	0	1	1	0	0-2	3-1	1	2.50
Feb 21	ILLINOIS STATE	9.0	8	4	4	2	11	1	0	0	0	0	0	0	0	3-4	3-2	1	2.80
Feb 22	ILLINOIS STATE	9.0	8	3	3	5	10	2	0	0	0	0	1	1	0	2-3	3-3	1	2.83
Feb 22	ILLINOIS STATE	7.0	15	9	9	1	5	1	0	0	0	0	1	1	0	7-9	3-4	1	3.84
Feb 23	ILLINOIS STATE	9.0	12	8	7	5	4	5	1	1	0	0	2	1	0	14-8	4-4	1	4.24
Feb 25	SEMO	9.0	11	3	3	2	8	1	0	0	2	0	0	1	0	8-3	5-4	1	4.10
Feb 28	at UAB	8.0	11	5	5	9	6	1	0	0	1	0	1	0	0	0-5	5-5	1	4.24
Mar 01	at UAB	8.0	9	3	3	5	6	1	0	0	0	0	1	0	0	1-3	5-6	1	4.17
Mar 02	at UAB	9.0	6	3	2	4	12	1	1	0	0	0	1	1	0	5-3	6-6	2	3.98
Mar 08	CREIGHTON	9.0	8	7	6	4	6	2	1	0	2	0	2	0	0	3-7	6-7	2	4.14
Mar 09	CREIGHTON	9.0	6	5	5	2	7	1	0	2	0	0	0	0	0	4-5	6-8	2	4.20
Mar 10	CREIGHTON	9.0	2	2	2	3	7	0	0	0	0	0	0	0	0	6-2	7-8	2	4.05
Mar 11	at Murray State	9.0	10	7	7	6	7	2	0	1	1	0	1	2	0	27-7	8-8	2	4.24
*Mar 14	UALR	9.0	6	0	0	1	11	1	0	0	0	0	0	1	0	3-0	9-8	3	3.99
*Mar 15	UALR	9.0	10	3	3	0	7	1	1	1	0	0	0	0	0	5-3	10-8	4	3.93
*Mar 15	UALR	14.0	11	3	3	3	8	1	0	1	1	0	2	1	1	4-3	11-8	4	3.77
Mar 19	at Ole Miss	8.0	8	4	4	3	4	0	0	0	0	0	0	1	0	3-4	11-9	4	3.80
*Mar 21	at UT Arlington	9.0	6	1	1	6	8	1	0	0	0	0	1	2	0	5-1	12-9	4	3.67
*Mar 22	at UT Arlington	8.0	16	6	6	1	4	2	0	2	1	0	1	0	1	2-6	12-10	4	3.79
*Mar 23	at UT Arlington	9.0	14	10	9	5	2	1	1	3	0	0	0	1	0	14-10	13-10	5	4.02
Mar 25	MEMPHIS	9.0	9	7	6	2	7	1	0	0	0	0	0	0	0	10-7	14-10	5	4.10
Mar 26	at Missouri State	8.0	6	5	5	0	6	1	0	1	1	0	1	2	0	4-5	14-11	5	4.16
*Mar 29	TEXAS STATE	12.0	12	4	4	5	7	4	0	0	0	0	2	0	0	3-4	14-12	5	4.10
*Mar 29	TEXAS STATE	9.0	9	4	4	1	8	1	1	0	0	0	1	1	0	5-4	15-12	6	4.09
*Mar 30	TEXAS STATE	9.0	7	1	1	2	5	1	0	0	0	0	0	0	0	4-1	16-12	6	3.98
Apr 01	at SEMO	8.0	11	7	7	5	4	1	0	0	1	0	0	2	0	0-7	16-13	6	4.10
*Apr 04	at Western Kentucky	8.0	9	8	6	2	6	4	0	0	0	0	0	0	0	6-8	16-14	6	4.18
*Apr 05	at Western Kentucky	8.0	10	9	8	4	2	0	0	2	0	1	3	1	0	6-9	16-15	6	4.32
*Apr 06	at Western Kentucky	9.0	9	5	3	4	4	3	0	0	0	0	0	0	0	7-5	17-15	6	4.28
Apr 09	CENTRAL ARKANSAS	9.0	5	0	0	4	9	2	0	0	1	0	1	1	0	3-0	18-15	7	4.15
*Apr 11	at South Alabama	8.0	9	5	4	1	9	2	0	0	1	0	1	0	0	0-5	18-16	7	4.16
*Apr 12	at South Alabama	14.0	8	6	3	5	5	0	0	0	2	0	1	0	1	7-6	19-16	8	4.06
*Apr 13	at South Alabama	9.0	10	2	2	4	8	3	0	0	0	0	0	1	0	3-2	20-16	9	4.00
Apr 15	at Memphis	9.0	5	4	4	5	12	0	0	0	1	0	1	1	0	6-4	21-16	9	4.00
*Apr 18	LOUISIANA-MONROE	9.0	10	4	3	4	7	4	0	0	0	1	2	1	0	8-4	22-16	9	3.98
*Apr 19	LOUISIANA-MONROE	9.0	9	7	7	4	10	0	1	2	0	0	0	1	0	11-7	23-16	10	4.05
*Apr 20	LOUISIANA-MONROE	9.0	9	9	8	7	11	1	0	0	0	1	1	0	0	10-9	24-16	10	4.15
Apr 22	at Central Arkansas	8.1	7	4	4	3	15	2	0	0	1	0	1	0	0	3-4	24-17	10	4.16
*Apr 25	at Georgia State	8.0	8	5	5	5	6	1	1	2	1	0	0	0	0	1-5	24-18	10	4.19
*Apr 26	at Georgia State	9.1	12	7	7	4	7	1	0	0	2	0	0	0	0	6-7	24-19	10	4.25
*Apr 27	at Georgia State	9.0	12	6	6	6	7	2	0	1	0	0	0	0	0	10-6	25-19	11	4.29
Apr 29	MURRAY STATE	9.0	5	6	6	10	9	1	0	0	1	0	2	0	0	7-6	26-19	12	4.33
*May 02	LOUISIANA	9.0	9	6	3	3	7	2	0	0	3	0	2	1	0	5-6	26-20	12	4.30
*May 03	LOUISIANA	9.0	10	7	6	2	17	1	0	0	2	0	2	0	0	0-7	26-21	12	4.33
*May 04	LOUISIANA	9.0	6	4	2	5	4	1	0	0	3	0	3	1	0	6-4	27-21	12	4.29
Totals		432.2	423	231	206	177	355	70	8	19	32	3	41	30	3	281-231	27-21	12	4.29



stAte
Miscellaneous Stats for Arkansas State (as of May 04, 2014)
(All games)



Multiple Hit Games	2	3	4	5+	Total
28 Burgess, Matt	15	4	-	-	19
8 Levy, Stuart	15	1	-	-	16
6 Baker, Austin	11	2	-	1	14
5 Maggio, Zach	10	-	1	-	11
3 Jones, Dustin	6	3	-	-	9
4 Feddersen, Lucas	6	3	-	-	9
1 Wilcoxson, Eric	7	-	-	-	7
30 Birginske, Derek	5	-	-	-	5
40 Schrimpf, Joe	4	-	-	-	4
27 Michelotti, Ty	3	-	1	-	4
7 George, Zach	3	-	-	-	3
26 Massanelli, C.	1	-	1	-	2
25 Hardie, Tyler	-	1	-	-	1
TEAM	86	14	3	1	104

Multiple RBI Games	2	3	4	5+	Total
28 Burgess, Matt	5	5	2	-	12
6 Baker, Austin	8	2	-	1	11
3 Jones, Dustin	5	1	-	-	6
8 Levy, Stuart	4	1	-	-	5
4 Feddersen, Lucas	1	3	-	-	4
1 Wilcoxson, Eric	4	-	-	-	4
40 Schrimpf, Joe	3	-	-	-	3
30 Birginske, Derek	2	1	-	-	3
27 Michelotti, Ty	2	1	-	-	3
25 Hardie, Tyler	1	1	-	-	2
11 Fitzpatrick, Kevin	1	-	-	-	1
35 Nickle, Brett	1	-	-	-	1
5 Maggio, Zach	1	-	-	-	1
TEAM	38	15	2	1	56

Hitting Streaks	Longest	Current
28 Burgess, Matt	15	-
5 Maggio, Zach	12	6
7 George, Zach	10	10
4 Feddersen, Lucas	10	-
8 Levy, Stuart	9	1
27 Michelotti, Ty	6	-
6 Baker, Austin	5	-
3 Jones, Dustin	5	-
30 Birginske, Derek	5	-
40 Schrimpf, Joe	5	1
1 Wilcoxson, Eric	4	-
11 Fitzpatrick, Kevin	3	-
25 Hardie, Tyler	2	-
26 Massanelli, C.	2	-
35 Nickle, Brett	2	-
39 Ring, Tanner	2	2
10 Brown, Kaleb	1	1

Reached Base Streaks	Longest	Current
28 Burgess, Matt	25	5
8 Levy, Stuart	25	1
6 Baker, Austin	17	1
5 Maggio, Zach	12	6
4 Feddersen, Lucas	12	1
1 Wilcoxson, Eric	10	-
7 George, Zach	10	10
3 Jones, Dustin	9	-
11 Fitzpatrick, Kevin	8	-
27 Michelotti, Ty	7	-
30 Birginske, Derek	7	1
26 Massanelli, C.	7	-
40 Schrimpf, Joe	6	1
25 Hardie, Tyler	3	-
35 Nickle, Brett	3	-
10 Brown, Kaleb	2	2
39 Ring, Tanner	2	2



stAte
Miscellaneous Stats for Arkansas State (as of May 04, 2014)
(All games)



Starting Lineup By Position
(Team W-L record when starter)

PITCHER:		
24 Wallace, Bradley	12	(7-5)
13 Owen, David	12	(7-5)
14 Hawkins, Chandler	10	(4-6)
15 Gaines, Tanner	5	(4-1)
23 Grantham, Adam	4	(3-1)
16 Ayers, Bryan	3	(2-1)
20 Croft, Morgan	1	(0-1)
30 Birginske, Derek	1	(0-1)
CATCHER:		
8 Levy, Stuart	44	(25-19)
25 Hardie, Tyler	4	(2-2)
FIRST BASE:		
28 Burgess, Matt	42	(24-18)
7 George, Zach	6	(3-3)
SECOND BASE:		
4 Feddersen, Lucas	21	(11-10)
1 Wilcoxson, Eric	20	(11-9)
5 Maggio, Zach	7	(5-2)
THIRD BASE:		
40 Schrimpf, Joe	33	(19-14)
4 Feddersen, Lucas	11	(6-5)
7 George, Zach	4	(2-2)
SHORTSTOP:		
3 Jones, Dustin	48	(27-21)
LEFT FIELD:		
26 Massanelli, C.	20	(11-9)
27 Michelotti, Ty	12	(7-5)
30 Birginske, Derek	8	(4-4)
4 Feddersen, Lucas	5	(3-2)
10 Brown, Kaleb	3	(2-1)
CENTER FIELD:		
6 Baker, Austin	48	(27-21)
RIGHT FIELD:		
30 Birginske, Derek	26	(15-11)
11 Fitzpatrick, Kevin	13	(6-7)
27 Michelotti, Ty	4	(2-2)
26 Massanelli, C.	3	(3-0)
10 Brown, Kaleb	2	(1-1)
DESIGNATED HITTER:		
5 Maggio, Zach	35	(20-15)
28 Burgess, Matt	5	(2-3)
39 Ring, Tanner	3	(2-1)
4 Feddersen, Lucas	2	(1-1)
35 Nickle, Brett	1	(0-1)
1 Wilcoxson, Eric	1	(1-0)
27 Michelotti, Ty	1	(1-0)

Starting Lineup By Lineup Spot
(Team W-L record when starter)

LEADOFF:		
5 Maggio, Zach	26	(15-11)
1 Wilcoxson, Eric	13	(8-5)
3 Jones, Dustin	3	(1-2)
7 George, Zach	3	(2-1)
27 Michelotti, Ty	1	(1-0)
4 Feddersen, Lucas	1	(0-1)
6 Baker, Austin	1	(0-1)
2ND SPOT:		
6 Baker, Austin	15	(7-8)
5 Maggio, Zach	13	(8-5)
4 Feddersen, Lucas	10	(7-3)
7 George, Zach	5	(3-2)
1 Wilcoxson, Eric	3	(2-1)
3 Jones, Dustin	2	(0-2)
3RD SPOT:		
6 Baker, Austin	32	(20-12)
4 Feddersen, Lucas	7	(3-4)
8 Levy, Stuart	6	(3-3)
7 George, Zach	2	(0-2)
39 Ring, Tanner	1	(1-0)
CLEANUP:		
28 Burgess, Matt	46	(25-21)
8 Levy, Stuart	2	(2-0)
5TH SPOT:		
8 Levy, Stuart	25	(13-12)
30 Birginske, Derek	7	(3-4)
4 Feddersen, Lucas	7	(5-2)
11 Fitzpatrick, Kevin	4	(3-1)
3 Jones, Dustin	2	(1-1)
39 Ring, Tanner	1	(0-1)
28 Burgess, Matt	1	(1-0)
26 Massanelli, C.	1	(1-0)
6TH SPOT:		
26 Massanelli, C.	12	(7-5)
30 Birginske, Derek	10	(4-6)
27 Michelotti, Ty	8	(5-3)
3 Jones, Dustin	6	(4-2)
4 Feddersen, Lucas	5	(2-3)
40 Schrimpf, Joe	4	(3-1)
8 Levy, Stuart	3	(2-1)
7TH SPOT:		
40 Schrimpf, Joe	12	(7-5)
30 Birginske, Derek	9	(6-3)
8 Levy, Stuart	8	(5-3)
27 Michelotti, Ty	7	(4-3)
3 Jones, Dustin	4	(3-1)
4 Feddersen, Lucas	4	(0-4)
11 Fitzpatrick, Kevin	2	(1-1)
25 Hardie, Tyler	1	(1-0)
26 Massanelli, C.	1	(0-1)
8TH SPOT:		
40 Schrimpf, Joe	9	(5-4)
26 Massanelli, C.	9	(6-3)
30 Birginske, Derek	8	(6-2)
11 Fitzpatrick, Kevin	5	(2-3)
10 Brown, Kaleb	4	(2-2)
5 Maggio, Zach	3	(2-1)
25 Hardie, Tyler	3	(1-2)
4 Feddersen, Lucas	2	(2-0)
3 Jones, Dustin	2	(0-2)
39 Ring, Tanner	1	(1-0)
35 Nickle, Brett	1	(0-1)
27 Michelotti, Ty	1	(0-1)



stAte
Batting Leaders for Arkansas State (as of May 04, 2014)
(All games)



Hitting minimums - 75% of Games 2.0 AB/Game 3.0 TPA/Game
 Pitching minimums - 1 Games 1.0 IP/Game

Batting avg		Slugging pct		On base pct	
1. 28 Burgess, Matt	.321	1. 6 Baker, Austin	.481	1. 5 Maggio, Zach	.412
2. 5 Maggio, Zach	.300	2. 28 Burgess, Matt	.439	2. 6 Baker, Austin	.409
3. 8 Levy, Stuart	.291	3. 8 Levy, Stuart	.394	3. 28 Burgess, Matt	.394
4. 6 Baker, Austin	.282	4. 3 Jones, Dustin	.348	4. 8 Levy, Stuart	.392
5. 4 Feddersen, Lucas	.253	5. 5 Maggio, Zach	.338	5. 3 Jones, Dustin	.340
Runs scored		Hits		Runs batted in	
1. 6 Baker, Austin	43	1. 28 Burgess, Matt	60	1. 28 Burgess, Matt	49
2. 5 Maggio, Zach	38	2. 6 Baker, Austin	51	2. 6 Baker, Austin	37
3. 28 Burgess, Matt	29	3. 8 Levy, Stuart	48	3. 3 Jones, Dustin	22
4. 3 Jones, Dustin	28	5 Maggio, Zach	48	4 Feddersen, Lucas	22
5. 40 Schimpf, Joe	24	5. 4 Feddersen, Lucas	40	5. 8 Levy, Stuart	21
Doubles		Triples		Home runs	
1. 8 Levy, Stuart	15	1. 6 Baker, Austin	4	1. 6 Baker, Austin	6
2. 3 Jones, Dustin	12	2. 3 Jones, Dustin	3	2. 28 Burgess, Matt	4
3. 28 Burgess, Matt	10	3. 4 tied at.....	1	3. 1 Wilcoxson, Eric	2
6 Baker, Austin	10				
5. 1 Wilcoxson, Eric	7				
Total bases		Walks		Hit by pitch	
1. 6 Baker, Austin	87	1. 6 Baker, Austin	35	1. 5 Maggio, Zach	13
2. 28 Burgess, Matt	82	2. 8 Levy, Stuart	24	2. 40 Schimpf, Joe	9
3. 8 Levy, Stuart	65	3. 28 Burgess, Matt	23	3. 3 Jones, Dustin	8
4. 3 Jones, Dustin	56	4. 1 Wilcoxson, Eric	22	4. 6 Baker, Austin	6
5. 5 Maggio, Zach	54	5. 5 Maggio, Zach	19	5. 30 Birginske, Derek	5
Sac bunts		Sac flies		Stolen bases	
1. 3 Jones, Dustin	10	1. 28 Burgess, Matt	5	1. 6 Baker, Austin	11
2. 4 Feddersen, Lucas	8	2. 6 Baker, Austin	3	2. 4 Feddersen, Lucas	9
3. 40 Schimpf, Joe	5	40 Schimpf, Joe	3	3. 5 Maggio, Zach	8
4. 5 Maggio, Zach	3	4. 3 tied at.....	2	4. 3 Jones, Dustin	5
6 Baker, Austin	3			5. 2 tied at.....	4
Caught stealing		Steal attempts		Stolen base pct	
1. 5 Maggio, Zach	5	1. 6 Baker, Austin	13	1. 28 Burgess, Matt	1.000
2. 1 Wilcoxson, Eric	4	5 Maggio, Zach	13	2. 6 Baker, Austin	.846
3. 8 Levy, Stuart	3	3. 4 Feddersen, Lucas	11	3. 3 Jones, Dustin	.833
4. 4 Feddersen, Lucas	2	4. 3 Jones, Dustin	6	4. 4 Feddersen, Lucas	.818
6 Baker, Austin	2	5. 8 Levy, Stuart	5	5. 5 Maggio, Zach	.615
Strikeouts		Grounded into DP		Total plate appearances	
1. 28 Burgess, Matt	41	1. 8 Levy, Stuart	4	1. 6 Baker, Austin	228
2. 8 Levy, Stuart	40	4 Feddersen, Lucas	4	2. 28 Burgess, Matt	219
3. 3 Jones, Dustin	34	40 Schimpf, Joe	4	3. 3 Jones, Dustin	198
4. 6 Baker, Austin	30	4. 5 Maggio, Zach	3	4. 5 Maggio, Zach	197
5. 30 Birginske, Derek	28	28 Burgess, Matt	3	5. 8 Levy, Stuart	195
At bats		Games played		Game starts	
1. 28 Burgess, Matt	187	1. 3 Jones, Dustin	48	1. 3 Jones, Dustin	48
2. 6 Baker, Austin	181	6 Baker, Austin	48	6 Baker, Austin	48
3. 8 Levy, Stuart	165	3. 28 Burgess, Matt	47	3. 28 Burgess, Matt	47
4. 3 Jones, Dustin	161	4. 5 Maggio, Zach	46	4. 8 Levy, Stuart	44
5. 5 Maggio, Zach	160	4 Feddersen, Lucas	46	5. 5 Maggio, Zach	42
Games as sub					
1. 10 Brown, Kaleb	27				
2. 11 Fitzpatrick, Kevin	17				
3. 27 Michelotti, Ty	16				
4. 35 Nickle, Brett	12				
5. 39 Ring, Tanner	10				



stAte
Pitching Leaders for Arkansas State (as of May 04, 2014)
(All games)



Hitting minimums - 75% of Games 2.0 AB/Game 3.0 TPA/Game
 Pitching minimums - 1 Games 1.0 IP/Game

Earned run avg		Opposing bat avg		Won-loss pct	
1. 13 Owen, David	3.94	1. 13 Owen, David	.256	1. 13 Owen, David	.556
2. 24 Wallace, Bradley	4.04	2. 24 Wallace, Bradley	.280	2. 24 Wallace, Bradley	.429
3. 14 Hawkins, Chandler	5.98	3. 14 Hawkins, Chandler	.291	3. 14 Hawkins, Chandler	.375
Wins		Losses		Saves	
1. 13 Owen, David	5	1. 14 Hawkins, Chandler	5	1. 20 Croft, Morgan	7
2. 15 Gaines, Tanner	3	2. 24 Wallace, Bradley	4	2. 36 Zuber, Tyler	2
34 Kibler, Colton	3	13 Owen, David	4	3. 18 Woodhouse, Cody	1
24 Wallace, Bradley	3	4. 18 Woodhouse, Cody	2	23 Grantham, Adam	1
14 Hawkins, Chandler	3	5. 6 tied at.....	1	34 Kibler, Colton	1
Innings pitched		Batters struck out		Appearances	
1. 13 Owen, David	64.0	1. 13 Owen, David	61	1. 34 Kibler, Colton	25
2. 24 Wallace, Bradley	62.1	2. 24 Wallace, Bradley	57	2. 18 Woodhouse, Cody	19
3. 14 Hawkins, Chandler	55.2	3. 14 Hawkins, Chandler	55	36 Zuber, Tyler	19
		4. 3 tied at.....	26	20 Croft, Morgan	19
				5. 17 Lee, Coulton	18
Games started		Games finished		Games in relief	
1. 13 Owen, David	12	1. 20 Croft, Morgan	13	1. 34 Kibler, Colton	25
24 Wallace, Bradley	12	2. 36 Zuber, Tyler	8	2. 36 Zuber, Tyler	19
3. 14 Hawkins, Chandler	10	3. 18 Woodhouse, Cody	7	18 Woodhouse, Cody	19
4. 15 Gaines, Tanner	5	4. 17 Lee, Coulton	4	4. 20 Croft, Morgan	18
5. 23 Grantham, Adam	4	16 Ayers, Bryan	4	17 Lee, Coulton	18
Wild pitches		Balks		Hit batters	
1. 13 Owen, David	5	1. 14 Hawkins, Chandler	1	1. 13 Owen, David	12
36 Zuber, Tyler	5	15 Gaines, Tanner	1	2. 14 Hawkins, Chandler	8
3. 23 Grantham, Adam	4	34 Kibler, Colton	1	3. 24 Wallace, Bradley	5
24 Wallace, Bradley	4			23 Grantham, Adam	5
5. 2 tied at.....	3			5. 18 Woodhouse, Cody	4
Intentional BB allowed		Runners picked off		Batters SO out looking	
1. 15 Gaines, Tanner	1	1. 24 Wallace, Bradley	2	1. 13 Owen, David	26
34 Kibler, Colton	1	2. 36 Zuber, Tyler	1	2. 14 Hawkins, Chandler	25
18 Woodhouse, Cody	1	14 Hawkins, Chandler	1	3. 24 Wallace, Bradley	15
		8 Levy, Stuart	1	4. 3 tied at.....	11
Sac bunts allowed		Sac flies allowed		Hits allowed	
1. 24 Wallace, Bradley	9	1. 24 Wallace, Bradley	3	1. 13 Owen, David	64
18 Woodhouse, Cody	9	2. 18 Woodhouse, Cody	2	2. 14 Hawkins, Chandler	65
3. 14 Hawkins, Chandler	6	36 Zuber, Tyler	2	3. 24 Wallace, Bradley	67
4. 13 Owen, David	5	4. 4 tied at.....	1		
5. 2 tied at.....	4				
Runs allowed		Earned runs allowed		Walks allowed	
1. 24 Wallace, Bradley	32	1. 13 Owen, David	28	1. 24 Wallace, Bradley	20
2. 13 Owen, David	37	24 Wallace, Bradley	28	14 Hawkins, Chandler	20
3. 14 Hawkins, Chandler	39	3. 14 Hawkins, Chandler	37	3. 13 Owen, David	21
Doubles allowed		Triples allowed		Home runs allowed	
1. 14 Hawkins, Chandler	5	1. 14 Hawkins, Chandler	1	1. 13 Owen, David	2
2. 24 Wallace, Bradley	11	2. 24 Wallace, Bradley	2	2. 24 Wallace, Bradley	3
3. 13 Owen, David	14	13 Owen, David	2	3. 14 Hawkins, Chandler	5



stAte
Fielding Leaders for Arkansas State (as of May 04, 2014)
(All games)



Hitting minimums - 75% of Games
Pitching minimums - 1 Games 1.0 IP/Game

Fielding pct		Chances		Putouts	
1. 5 Maggio, Zach	1.000	1. 28 Burgess, Matt	367	1. 28 Burgess, Matt	339
2. 28 Burgess, Matt	.997	8 Levy, Stuart	367	2. 8 Levy, Stuart	324
3. 6 Baker, Austin	.984	3. 3 Jones, Dustin	225	3. 6 Baker, Austin	122
4. 8 Levy, Stuart	.984	4. 6 Baker, Austin	126	4. 30 Birginske, Derek	85
5. 30 Birginske, Derek	.978	5. 4 Feddersen, Lucas	121	5. 3 Jones, Dustin	80

Assists		Errors		Fielding double plays	
1. 3 Jones, Dustin	135	1. 3 Jones, Dustin	10	1. 3 Jones, Dustin	21
2. 4 Feddersen, Lucas	70	2. 4 Feddersen, Lucas	7	28 Burgess, Matt	21
3. 1 Wilcoxson, Eric	41	40 Schrimpf, Joe	7	3. 4 Feddersen, Lucas	12
4. 40 Schrimpf, Joe	40	4. 8 Levy, Stuart	6	4. 1 Wilcoxson, Eric	9
5. 8 Levy, Stuart	37	5. 26 Massanelli, C.	3	5. 7 George, Zach	4

Stolen bases against		Caught stealing by		Steal attempts against	
1. 8 Levy, Stuart	39	1. 8 Levy, Stuart	17	1. 8 Levy, Stuart	56
2. 15 Gaines, Tanner	12	2. 16 Ayers, Bryan	3	2. 15 Gaines, Tanner	15
3. 13 Owen, David	10	14 Hawkins, Chandler	3	3. 13 Owen, David	11
4. 18 Woodhouse, Cody	7	24 Wallace, Bradley	3	4. 24 Wallace, Bradley	7
5. 24 Wallace, Bradley	4	15 Gaines, Tanner	3	18 Woodhouse, Cody	7

Passed balls		Catchers interference	
1. 8 Levy, Stuart	5	1. 8 Levy, Stuart	2
2. 25 Hardie, Tyler	4		



stAte
Overall Statistics for Arkansas State (as of May 04, 2014)
(All games Sorted by Batting avg)



Record: 27-21 Home: 18-9 Away: 9-12 Sun Belt: 15-9

Player	avg	gp-gs	ab	r	h	2b	3b	hr	rbi	tb	slg%	bb	hp	so	gdp	ob%	sf	sh	sb-att	po	a	e	fld%
28 Burgess, Matt	.321	47-47	187	29	60	10	0	4	49	82	.439	23	3	41	3	.394	5	1	2-2	339	27	1	.997
5 Maggio, Zach	.300	46-42	160	38	48	6	0	0	13	54	.338	19	13	15	3	.412	2	3	8-13	18	22	0	1.000
8 Levy, Stuart	.291	45-44	165	18	48	15	1	0	21	65	.394	24	4	40	4	.392	1	1	2-5	324	37	6	.984
6 Baker, Austin	.282	48-48	181	43	51	10	4	6	37	87	.481	35	6	30	2	.409	3	3	11-13	122	2	2	.984
4 Feddersen, Lucas	.253	46-39	158	18	40	5	0	0	22	45	.285	9	2	21	4	.298	2	8	9-11	44	70	7	.942
3 Jones, Dustin	.236	48-48	161	28	38	12	3	0	22	56	.348	18	8	34	0	.340	1	10	5-6	80	135	10	.956

7 George, Zach	.382	10-10	34	13	13	4	0	0	3	17	.500	10	2	5	0	.532	1	0	3-3	37	12	2	.961
25 Hardie, Tyler	.333	10-4	18	3	6	1	0	0	5	7	.389	5	3	5	0	.538	0	0	0-0	25	3	0	1.000
35 Nickle, Brett	.333	13-1	15	2	5	1	0	0	2	6	.400	0	1	8	0	.375	0	0	0-0	0	0	0	.000
27 Michelotti, Ty	.320	33-17	75	10	24	2	1	0	11	28	.373	5	0	9	1	.363	0	2	4-4	44	1	1	.978
39 Ring, Tanner	.300	13-3	20	5	6	0	0	0	1	6	.300	2	2	4	0	.417	0	0	0-0	3	1	0	1.000
1 Wilcoxson, Eric	.257	30-21	74	12	19	7	0	2	15	32	.432	22	4	19	0	.441	2	2	0-4	36	41	1	.987
30 Birginske, Derek	.245	37-34	110	12	27	6	1	0	11	35	.318	13	5	28	1	.352	0	0	2-2	85	3	2	.978
40 Schrimpf, Joe	.212	36-33	113	24	24	4	1	0	15	30	.265	6	9	26	4	.298	3	5	2-3	28	40	7	.907
26 Massanelli, C.	.205	31-23	78	13	16	2	0	0	6	18	.231	11	3	15	0	.323	1	2	1-2	41	2	3	.935
11 Fitzpatrick, Kevin	.176	30-13	51	7	9	2	0	0	7	11	.216	5	3	10	1	.283	1	2	4-4	36	2	1	.974
10 Brown, Kaleb	.133	32-5	15	6	2	1	0	0	1	3	.200	4	2	4	0	.381	0	1	0-0	14	1	0	1.000
Totals	.270	48	1615	281	436	88	11	12	241	582	.360	211	70	314	23	.374	22	40	53-72	1298	461	47	.974
Opponents	.258	48	1638	231	423	70	8	19	214	566	.346	177	41	355	22	.343	11	45	41-61	1280	524	75	.960

LOB - Team (397), Opp (385). DPs turned - Team (30), Opp (36). CI - Team (2), Levy, S. 2. IBB - Team (7), Baker, A. 4, Levy, S. 2, Schrimpf, J. 1, Opp (3). Picked off - Maggio, Z. 4, Birginske 3, Baker, A. 3, Wilcoxson 3, Michelotti 2, Feddersen 2, Jones, D. 2, Burgess, M. 1, Schrimpf, J. 1, Levy, S. 1, Brown, K. 1.

(All games Sorted by Earned run avg)

Player	era	w-l	app	gs	cg	sho	sv	ip	h	r	er	bb	so	2b	3b	hr	b/avg	wp	hp	bk	sfa	sha	
13 Owen, David	3.94	5-4	12	12	0	0/1	0	64.0	64	37	28	21	61	14	2	2	.256	5	12	0	1	5	
24 Wallace, Bradley	4.04	3-4	12	12	0	0/1	0	62.1	67	32	28	20	57	11	2	3	.280	4	5	0	3	9	
14 Hawkins, Chandler	5.98	3-5	16	10	0	0/0	0	55.2	65	39	37	20	55	5	1	5	.291	3	8	1	0	6	

39 Ring, Tanner	0.00	1-0	5	0	0	0/0	0	5.2	3	0	0	4	6	0	0	0	.158	0	0	0	0	1	
30 Birginske, Derek	2.25	0-1	1	1	0	0/0	0	4.0	3	2	1	0	2	1	0	0	.188	1	0	0	0	0	
36 Zuber, Tyler	2.36	2-0	19	0	0	0/1	2	34.1	28	9	9	14	26	5	0	0	.228	5	3	0	2	1	
34 Kibler, Colton	2.70	3-1	25	0	0	0/1	1	30.0	24	10	9	6	20	5	1	0	.222	1	0	1	0	4	
16 Ayers, Bryan	3.14	2-1	9	3	0	0/1	0	28.2	20	11	10	16	26	1	1	0	.206	2	0	0	0	1	
15 Gaines, Tanner	3.76	3-0	15	5	0	0/1	0	38.1	35	18	16	15	22	8	0	2	.240	3	3	1	1	4	
20 Croft, Morgan	4.01	1-1	19	1	0	0/2	7	33.2	27	16	15	19	24	4	0	0	.225	1	0	0	0	2	
18 Woodhouse, Cody	4.19	2-2	19	0	0	0/2	1	43.0	43	23	20	17	26	6	1	5	.267	0	4	0	2	9	
33 Neighbors, J.C.	6.75	0-0	2	0	0	0/0	0	2.2	5	2	2	0	1	0	0	0	.500	1	0	0	1	0	
17 Lee, Coulton	6.92	2-1	18	0	0	0/0	0	13.0	20	11	10	9	12	7	0	1	.339	2	1	0	1	1	
23 Grantham, Adam	10.90	0-1	10	4	0	0/1	1	17.1	19	21	21	16	17	3	0	1	.284	4	5	0	0	2	
Totals	4.29	27-21	48	48	0	3/3	12	432.2	423	231	206	177	355	70	8	19	.258	32	41	3	11	45	
Opponents	4.79	21-27	48	48	1	5/4	12	426.2	436	281	227	211	314	88	11	12	.270	68	70	9	22	40	

PB - Team (9), Levy, S. 5, Hardie, T. 4, Opp (7). Pickoffs - Team (5), Wallace, B. 2, Zuber, T. 1, Levy, S. 1, Hawkins, C. 1, Opp (23). SBA/ATT - Levy, S. (39-56), Gaines, T. (12-15), Owen, D. (10-11), Woodhouse, C (7-7), Wallace, B. (4-7), Hawkins, C. (3-6), Ayers, B. (1-4), Grantham, A. (2-3), Hardie, T. (2-3), Kibler, C. (1-3), Zuber, T. (1-2), Croft, M. (0-2), Lee, C. (0-1).



stAte
Conference statistics for Arkansas State (as of May 04, 2014)
(Sun Belt games only Sorted by Batting avg)



Record: 15-9 Home: 9-3 Away: 6-6 Sun Belt: 15-9

Player	avg	gp-gs	ab	r	h	2b	3b	hr	rbi	tb	slg%	bb	hp	so	gdp	ob%	sf	sh	sb-att	po	a	e	fld%	
5 Maggio, Zach	.333	24-23	90	17	30	2	0	0	9	32	.356	10	7	8	2	.435	1	2	3-6	4	6	0	1.000	
28 Burgess, Matt	.316	24-24	98	12	31	4	0	3	26	44	.449	13	1	15	1	.391	3	1	0-0	207	18	1	.996	
8 Levy, Stuart	.270	24-24	89	11	24	6	1	0	10	32	.360	15	2	24	2	.383	1	0	2-4	165	21	6	.969	
6 Baker, Austin	.261	24-24	88	20	23	5	1	2	14	36	.409	24	4	12	1	.440	0	2	4-6	67	1	0	1.000	
3 Jones, Dustin	.250	24-24	88	15	22	5	3	0	15	33	.375	6	2	17	0	.313	0	4	2-3	41	72	6	.950	
1 Wilcoxson, Eric	.241	18-16	54	9	13	3	0	2	10	22	.407	17	2	14	0	.432	1	2	0-4	25	32	1	.983	
4 Feddersen, Lucas	.205	22-19	78	5	16	2	0	0	10	18	.231	3	2	8	2	.247	2	3	5-6	17	33	5	.909	

39 Ring, Tanner	.357	10-2	14	4	5	0	0	0	0	5	.357	1	2	2	0	.471	0	0	0-0	0	0	0	.000	
35 Nickle, Brett	.333	6-0	6	1	2	0	0	0	0	2	.333	0	1	2	0	.429	0	0	0-0	0	0	0	.000	
27 Michelotti, Ty	.290	14-7	31	4	9	1	0	0	4	10	.323	2	0	4	0	.333	0	0	0-0	15	1	1	.941	
10 Brown, Kaleb	.286	19-3	7	3	2	1	0	0	0	3	.429	2	2	2	0	.545	0	1	0-0	8	1	0	1.000	
40 Schrimpf, Joe	.278	18-16	54	14	15	2	0	0	6	17	.315	2	5	9	2	.355	1	2	1-2	17	19	4	.900	
30 Birginske, Derek	.211	19-16	57	4	12	2	1	0	7	16	.281	4	2	19	0	.286	0	0	1-1	47	0	0	1.000	
26 Massanelli, C.	.200	16-14	45	8	9	2	0	0	3	11	.244	7	0	9	0	.308	0	2	0-0	28	2	1	.968	
11 Fitzpatrick, Kevin	.125	13-4	16	4	2	0	0	0	1	2	.125	2	2	3	0	.300	0	0	2-2	18	2	0	1.000	
25 Hardie, Tyler	.000	5-0	5	0	0	0	0	0	0	0	.000	0	0	4	0	.000	0	0	0-0	0	0	0	.000	
Totals	.262	24	820	131	215	35	6	7	115	283	.345	108	34	152	10	.368	9	19	20-34	673	243	27	.971	
Opponents	.268	24	861	122	231	38	5	14	112	321	.373	84	22	170	8	.346	7	25	24-32	665	261	33	.966	

LOB - Team (194), Opp (206). DPs turned - Team (12), Opp (15). CI - Team (2), Levy, S. 2. IBB - Team (5), Baker, A. 4, Levy, S. 1, Opp (3). Picked off - Birginske 3, Wilcoxson 3, Baker, A. 2, Maggio, Z. 2, Levy, S. 1, Feddersen 1, Burgess, M. 1, Schrimpf, J. 1.

(Sun Belt games only Sorted by Earned run avg)

Player	era	w-l	app	gs	cg	sho	sv	ip	h	r	er	bb	so	2b	3b	hr	b/avg	wp	hp	bk	sfa	sha		
24 Wallace, Bradley	3.65	2-1	8	8	0	0/0	0	44.1	45	21	18	11	40	6	1	3	.269	3	3	0	3	5		
13 Owen, David	3.69	3-4	8	8	0	0/1	0	46.1	48	26	19	16	47	10	0	1	.265	5	8	0	1	3		
18 Woodhouse, Cody	5.28	1-1	11	0	0	0/0	1	30.2	34	21	18	12	19	4	1	5	.286	0	3	0	2	6		
14 Hawkins, Chandler	7.22	2-3	10	5	0	0/0	0	28.2	39	25	23	9	22	3	1	3	.328	2	6	1	0	4		

36 Zuber, Tyler	0.87	1-0	8	0	0	0/0	1	10.1	12	1	1	5	5	1	0	0	.316	3	0	0	1	0		
34 Kibler, Colton	1.59	2-0	13	0	0	0/1	0	17.0	14	3	3	3	6	4	1	0	.230	0	0	1	0	3		
15 Gaines, Tanner	2.04	2-0	7	2	0	0/0	0	17.2	10	6	4	7	11	4	0	1	.152	2	2	1	0	2		
16 Ayers, Bryan	3.00	1-0	1	1	0	0/0	0	6.0	4	2	2	3	7	0	1	0	.200	0	0	0	0	0		
20 Croft, Morgan	4.86	0-0	13	0	0	0/1	6	16.2	14	10	9	15	10	3	0	0	.230	1	0	0	0	1		
17 Lee, Coulton	9.45	1-0	8	0	0	0/0	0	6.2	11	7	7	3	3	3	0	1	.379	0	0	0	0	1		
Totals	4.17	15-9	24	24	0	1/1	8	224.1	231	122	104	84	170	38	5	14	.268	16	22	3	7	25		
Opponents	4.71	9-15	24	24	1	2/1	5	221.2	215	131	116	108	152	35	6	7	.262	25	34	7	9	19		

PB - Team (3), Levy, S. 3, Opp (3). Pickoffs - Team (5), Wallace, B. 2, Zuber, T. 1, Levy, S. 1, Hawkins, C. 1, Opp (14). SBA/ATT - Levy, S. (24-31), Owen, D. (9-10), Woodhouse, C. (6-6), Wallace, B. (2-5), Gaines, T. (5-5), Kibler, C. (1-2), Hawkins, C. (1-2), Ayers, B. (0-1), Lee, C. (0-1).

