



2014 ARKANSAS STATE BASEBALL

Chris Graddy, Media Relations Assistant • Office: 870-972-2707 • Cell: 870-340-7836

Email: cgraddy@astate.edu • Facebook.com/AStateBaseball • Twitter: @AStateGameDay #AStateBSB

Mailing Address: P.O. Box 1000, State University, AR 72467

2014 Schedule/Results

FEBRUARY

Date	Opponent	Time/Result
F14	Miami (Ohio)	3-0/W
F15	Miami (Ohio)	18-8/W
F16	Miami (Ohio)	13-3/W
F18	Arkansas-Monticello	2-0/L
F21	Illinois State	4-3/L
F22	Illinois State	3-2/L
F22	Illinois State	9-7/L
F23	Illinois State	14-8/W
F25	SEMO	8-3/W
F28	at UAB	5-0/L

MARCH

Date	Opponent	Time/Result
M1	at UAB	3-1/L
M2	at UAB	5-3/W
M4	at Missouri State	Cancelled
M5	at Missouri State	Rescheduled
M9	Creighton	7-3/L
M10	Creighton	5-4/L
M11	Creighton	6-2/W
M12	at Murray State	27-7/W
M14	Arkansas-Little Rock*	3-0/W
M15	Arkansas-Little Rock*	5-3/W
M15	Arkansas-Little Rock*	4-3/W (14)
M19	at #14 Ole Miss	4-3/L
M21	at UT Arlington*	5-1/W
M22	at UT Arlington*	6-2/L
M23	at UT Arlington*	14-10/W
M25	Memphis	10-7/W
M26	at Missouri State	5-4/L
M29	Texas State*	4-3/L
M29	Texas State*	5-4/W
M30	Texas State*	4-1/W

APRIL

Date	Opponent	Time/Result
A1	at SEMO	7-0/L
A4	at Western Kentucky*	6:00 p.m.
A5	at Western Kentucky*	3:00 p.m.
A6	at Western Kentucky*	1:00 p.m.
A8	Central Arkansas	6:30 p.m.
A11	South Alabama*	6:30 p.m.
A12	South Alabama*	6:30 p.m.
A13	South Alabama*	1:00 p.m.
A15	Memphis	6:30 p.m.
A18	Louisiana-Monroe*	5:00 p.m.
A19	Louisiana-Monroe*	6:00 p.m.
A20	Louisiana-Monroe*	1:00 p.m.
A22	at Central Arkansas	6:00 p.m.
A25	at Georgia State*	5:00 p.m.
A26	at Georgia State*	1:00 p.m.
A27	at Georgia State*	Noon
A29	Murray State	6:30 p.m.

MAY

Date	Opponent	Time/Result
M2	Louisiana-Lafayette*	6:00 p.m.
M3	Louisiana-Lafayette*	6:00 p.m.
M4	Louisiana-Lafayette*	1:00 p.m.
M9	Troy*	6:00 p.m.
M10	Troy*	6:00 p.m.
M11	Troy*	1:00 p.m.
M13	Ole Miss	6:30 p.m.
M15	at Arkansas-Little Rock*	6:00 p.m.
M16	at Arkansas-Little Rock*	6:00 p.m.
M17	at Arkansas-Little Rock*	1:00 p.m.

SUN BELT CONFERENCE TOURNAMENT

Date	Opponent	Time/Result
M21-25	Sun Belt Conference	TBA

NCAA REGIONALS

Date	Opponent	Time/Result
J1-6	NCAA Regionals	TBA



Arkansas State Red Wolves

2014 Record: 16-13

SBC Record: 7-2

Head Coach: Tommy Raffo

Career Record: 158-156-1 (6)

Record at ASU: Same

STATISTICAL LEADERS

Avg: Stuart Levy (.305)
Home Runs: Austin Baker (5)
RBI's: Matt Burgess (30)
Slugging Pct: A. Baker (.536)
On-Base Pct: A. Baker (.409)
Stolen Bases: A. Baker (9)

LEADING OFF: The Arkansas State baseball teams returns to the road for a three-game set against Western Kentucky April 4-6 at Nick Deans Field on the campus of WKU.

A-State is in second place in the Sun Belt Conference with a 7-2 record and has won each of its first three series to start league play. This will be A-State's second conference road series of the season and it comes in the midst of a stretch in which the Red Wolves are playing eight of nine games on the road.

Arkansas State will start sophomore David Owen for the fourth consecutive Friday, while Chandler Hawkins will get the call Saturday followed by Bradley Wallace in Sunday's series finale.

The games can be heard on 95.3FM The Ticket/970AM KNEA and in the StateZone at AStateRedWolves.com.

Probable Pitching Rotation

FRIDAY (6:00 p.m.) vs WKU

RHP David Owen (So., 4-0, 3.22 ERA, 35K, 14BB)
 vs
 RHP Justin Hageman (Sr., 2-1, 2.41 ERA, 26K, 18BB)

SATURDAY (3:00 p.m.) vs WKU

LHP Chandler Hawkins (Jr., 2-3, 4.84 ERA 32K, 8BB)
 vs
 LHP Austin Clay (Sr., 3-2 5.21 ERA, 27K, 15BB)

SUNDAY (1:00 p.m.) vs WKU

RHP Bradley Wallace (Sr., 2-3, 5.17 ERA, 25K, 13BB)
 vs
 RHP Jake Thompson (Jr., 2-2, 4.42 ERA, 30K, 17BB)

GAMES 30-32

Date: April 4-6

First Pitch: 6:00 p.m.

3:00 p.m.

1:00 p.m.

Location: Bowling Green, Ky.

Stadium: Nick Denes Field

Radio: East Arkansas Broadcasters

95.3 FM The Ticket

970 AM KNEA

Radio Talent: Matt Stolz

SERIES

A-State vs WKU: 36-36

Raffo Record vs WKU: 8-7

Current Streak: A-State 1 Win

MULTIMEDIA

Online Audio: AStateRedWolves.com

Live Stats: AStateRedWolves.com

Live Video: WKUSports.com



WKU Hilltoppers

2014 Record: 16-14

WKU Record: 4-5

Head Coach: Matt Myers




Career Record: 142-190

Record at Same: 53-62

STATISTICAL LEADERS

Avg: R. Messex (.382)
Home Runs: R. Church (4)
RBI's: S. Wilcox (19)
Slugging Pct: R. Messex (.476)
On-Base Pct: R. Messex (.422)
Stolen Bases: T. Lowe (5)

Weather Report

		
Fri. April 4	Sat. April 5	Sun. April 6
T-Storms High: 66 Low: 36 Wind: 20 WSW Rain: 80%	Partly Cloudy High: 59 Low: 38 Wind: 6 NNE Rain: 0%	Mostly Cloudy High: 68 Low: 54 Wind: 5 ESE Rain: 10%

TALE OF THE TAPE

HITTING	A-State	WKU
Batting Average	.276	.283
Run Scored	176	149
Hits	273	292
Doubles	56	55
Triples	8	9
Home Runs	8	11
RBI's	143	136
Slugging Pct.	.373	.386
Walks	126	96
On Base Pct	.377	.359
Stolen Bases	39-47	17-31
PITCHING	A-State	WKU
ERA	4.10	4.76
Innings Pitched	261.0	264.2
Hits Allowed	261	271
Runs Allowed	127	161
Earned Runs Allowed	119	140
Strikeouts	200	214
Walks	95	151

2014 Baseball**Preseason Coaches' Poll****(First Place Votes in Parentheses)**

1. UL Lafayette (8) - 98 pts
2. South Alabama (1) - 82 pts
3. Troy - 77 pts
4. Texas State - 57 pts
5. UT Arlington - 48 pts
6. Western Kentucky - 45 pts
7. **Arkansas State - 41 pts**
7. Georgia State - 41 pts
9. UALR - 33 pts
10. UL Monroe (1) - 28 pts

2014 Baseball Preseason**All-Conference Team**

Austin Robichaux (UL Lafayette, Junior, SP)

Matt Bell (South Alabama, Senior, SP)

Shane McCain (Troy, Senior, SP)

Ian Tompkins (WKU, Junior, RP)

Michael Strentz (UL Lafayette, RS-Junior, C)

Zach George (Arkansas State, RS-Junior, 1B)

Caden Bailey (Georgia State, Junior, 2B)

Blake Trahan (UL Lafayette, Sophomore, SS)

Tyler Girouard (UL Lafayette, Junior, 3B)

Seth Harrison (UL Lafayette, Senior, OF)

Matt Shortall (UT Arlington, Senior, OF)

Regan Flaherty (WKU, Senior, OF)

Caleb Adams (UL Lafayette, Junior, DH)

Scott Wilcox (WKU, Senior, UTIL)

2014 Baseball Preseason**Player of the Year**

Caleb Adams (UL Lafayette, Junior, DH)

2014 Baseball Preseason**Pitcher of the Year**

Austin Robichaux (UL Lafayette, Junior, SP)

**A-STATE/WKU SERIES HISTORY**

- This will be the 72nd, 73rd and 74th meetings all-time between A-State and WKU.
- The all-time series is tied at 36-36.
- A-State took 2 out of 3 games from the Hilltoppers in Jonesboro last season.
- The series dates back to 1993 with both teams being Sun Belt Conference opponents since.
- A-State won the first game every played between the two schools 9-6 and also won the series that year.
- Chris Floyd tied the school record for most assists in a game against WKU in 1995 with 8.
- Murray Watts and Brad Burkhead each tied the school for walks in a game against WKU in 2004.

SAYING GOODBYE

- This will be the final time that an Arkansas State Athletics competes in a sporting event in Bowling Green, Ky., with both teams being members of the Sun Belt Conference.
- The team have both been members of the SBC since 1992 when they entered the league together in baseball.

JONES EYES GAMES PLAYED RECORD

- Senior Dustin Jones is approaching the A-State for most games played in a career.
- He has played in 198 games in his Red Wolves career.
- The record is 227 games by Chris Floyd from 1992-95.
- Jones also ranks 11th in the nation among active in players in career games played.

SACRIFICING HIMSELF

- Dustin Jones ranks 23rd among active players with 29 career sacrifice bunts in his career.
- Michael Faulkner holds the A-State career record for sac bunts with 37.

HAWKINS IN COMMAND

- Junior pitcher Chandler Hawkins has not issued a walk in his last 16.2 innings of work.
- The streak spans three straight starts without walk and 2/3 of an inning from March 9 against Creighton.

GOING ERROR FREE

- The Arkansas State baseball team has gone 48.2 straight innings without committing an error.
- Its last error was in the eighth inning on March 25 against Memphis.

A POWER SURGE

- A-State hit three home runs in the March 25-30 to raise its season total to eight on the year.
- Austin Baker began the week with an inside-the-park home run, while Eric Wilcoxson hit his first career home run on March 29.
- Matt Burgess followed with a 2-run home run on March 30 to complete three home run week for the Red Wolves.

CATCHING FIRE AT THE RIGHT TIME

- A-State has won 10 out of its last 15 games included three straight Sun Belt Conference series.
- During the span the Red Wolves have a team batting average of .272, have outscored their opponents 95-64 and the pitching staff has held the opponents to a .262 batting average.

STREAKS TO WATCH

Player	Games	Type
Matt Burgess	12	On Base
Kevin Fitzpatrick	8	On Base

2014 SBC Baseball Standings

Team	Conference	Overall
ULL	8-1 .889	27-3 .889
A-State	7-2 .778	16-13 .552
TXST	6-3 .667	17-11 .607
Troy	4-4 .500	16-13 .552
WKU	4-5 .444	16-14 .533
UTA	4-5 .444	12-17 .414
ULM	4-5 .444	12-18 .400
USA	3-5 .375	13-15 .464
GSU	3-6 .333	14-16 .467
UALR	1-8 .111	11-15 .423



2014 Season At A Glance

Overall	16-13
SBC	7-2
vs Ranked Teams	0-1
vs Unranked Teams	16-12
Home	12-7
Road	4-6
Neutral	0-0
Day	13-9
Night	3-4
Black Jerseys	9-8
Red Jerseys	3-3
White Jerseys	4-2
Grey Jerseys	0-0
February	5-5
March	11-7
April	0-1
May	0-0
June	0-0
Monday	1-0
Tuesday	3-2
Wednesday	0-2
Thursday	0-0
Friday	2-2
Saturday	5-6
Sunday	5-1
Midweek	3-4
Weekend	13-8
Weekend Series Win/Loss	4-3
Weekend Series Sweep	2-0
Doubleheaders	2-0
Last Five Games	2-3
Last 10 Games	5-5
Last 15 Games	10-5
Last 20 Games	11-9
Current Streak	Lost 1
Home Streak	Won 2
Road Streak	Lost 2

STARTING STRONG IN CONFERENCE

- A-State has started 7-2 in league play threw its first three series for the second in three years.
- The Red Wolves went 8-2 in 2011 and eventually to the finals of the SBC Tournament.

FROM A TO Z FRESHMEN PITCHERS STRONG IN RELIEF

- A-State freshmen relievers Bryan Ayers and Tyler Zuber combined to pitch 9 innings of shutout baseball in back-to-back relief appearances on March 25-26.
- Zuber pitched five innings in relief against Memphis on March 25 and gave up just two hits and struck out three in the performance.
- Ayers tossed four shutout innings in relief against Missouri State on March 26 while giving up just one hit and striking out four.

Stolen Base Tracker

Date	Opponent	Runner	Base	Result	Inn	Outs	Score	Ratio	Final
2/15	Miami	George	3	SB	1	1	0-0	1-1	W 3-0
2/15	Miami	Baker	2	SB	5	2	3-0	2-2	W 3-0
2/15	Miami	Baker	2	SB	8	1	3-0	3-3	W 3-0
2/15	Miami	Massanelli	2	SB	6	1	10-5	4-4	W 18-8
2/16	Miami	George	2	SB	1	2	0-0	5-5	W 13-3
2/16	Miami	Baker	2	SB	6	1	8-3	6-6	W 13-3
2/16	Miami	Baker	2	SB	7	1	11-3	7-7	W 13-3
2/18	UAM	Fitzpatrick	2	SB	7	2	0-2	8-8	L 0-2
2/21	Ill. St.	Baker	2	SB	7	1	2-4	9-9	L 3-4
2/22	Ill. St.	George	2	SB	3	1	1-0	10-10	L 2-3
2/22	Ill. St.	Levy	2	CS	6	1	1-2	10-11	L 2-3
2/22	Ill. St.	Michelotti	2	SB	5	2	3-5	11-12	L 7-9
2/23	Ill. St.	Michelotti	2	SB	5	2	13-6	12-13	W 14-8
2/25	SEMO	Michelotti	2	SB	2	0	0-2	13-14	W 8-3
2/28	at UAB	Maggio	2	CS	7	2	0-2	13-15	L 0-5
3/1	at UAB	Baker	2	SB	4	1	0-2	14-16	L 1-3
3/8	Creighton	Maggio	2	SB	1	0	0-0	15-17	L 3-7
3/9	Creighton	Fitzpatrick	2	SB	2	2	0-1	16-18	L 4-5
3/9	Creighton	Feddersen	2	SB	7	0	3-3	17-19	L 4-5
3/10	Creighton	Michelotti	2	SB	2	0	0-0	18-20	W 6-2
3/10	Creighton	Baker	2	SB	3	0	2-1	19-21	W 6-2
3/10	Creighton	Massanelli	2	CS	4	0	4-1	19-22	W 6-2
3/10	Creighton	Jones	2	SB	4	1	4-1	20-23	W 6-2
3/10	Creighton	Maggio	3	SB	4	1	5-1	21-24	W 6-2
3/10	Creighton	Feddersen	2	CS	4	1	6-1	21-25	W 6-2
3/11	Murray St.	Birginske	2	SB	1	1	3-0	22-26	W 27-7
3/11	Murray St.	Schrimpf	2	SB	2	1	6-1	23-27	W 27-7
3/11	Murray St.	Burgess	4	SB	2	1	6-1	24-28	W 27-7
3/11	Murray St.	Maggio	2	SB	5	1	14-4	25-29	W 27-7
3/14	UALR	Levy	2	SB	2	2	0-0	26-30	W 3-0
3/14	UALR	Maggio	2	SB	5	2	2-0	27-31	W 3-0
3/14	UALR	Jones	4	SB	5	2	2-0	28-32	W 3-0
3/15	UALR	Baker	2	SB	3	2	2-3	29-33	W 5-3
3/15	UALR	Feddersen	2	SB	7	1	4-3	30-34	W 5-3
3/20	Ole Miss	Jones	2	SB	1	1	0-1	31-35	L 4-3
3/21	Ole Miss	Feddersen	2	SB	3	2	1-1	32-36	L 4-3
3/21	Ole Miss	Maggio	3	SB	3	2	1-1	33-27	L 4-3
3/22	at UTA	Feddersen	2	SB	1	1	1-0	34-48	L 2-6
3/23	at UTA	Feddersen	2	SB	5	1	6-6	35-39	W 14-10
3/25	Memphis	Feddersen	3	SB	5	2	3-3	36-40	W 10-7
3/25	Memphis	Jones	2	SB	7	2	5-3	37-41	W 10-7
3/29	Texas St.	Jones	2	CS	2	2	0-1	37-42	L 3-4
3/29	Texas St.	Schrimpf	2	CS	3	2	2-1	37-43	L 3-4
3/29	Texas St.	Baker	2	SB	5	1	3-2	38-44	W 5-4
3/29	Texas St.	Maggio	2	CS	8	1	5-4	39-45	W 5-4
3/30	Texas St.	Levy	2	CS	4	2	3-0	38-46	W 4-1
3/30	Texas St.	Baker	2	SB	6	0	3-0	39-47	W 4-1
3/30	Texas St.	Feddersen	1	SB	8	1	3-0	40-48	W 4-1

Athletic Media Relations
Arkansas State University

PO Box 1000
 State University, AR 72467
 Telephone - 870-972-2541
 Fax - 870-972-3367
 Press Row - 870-972-2541
 Website - AStateRedWolves.com

BASEBALL CONTACT

Chris Graddy, Assistant MRD
 870-972-2707
 cgraddy@astate.edu

Media Relations Office

Jerry Scott, Asst. A.D./Media Relations Director
 870-972-3405 jscott@astate.edu

Joe Gorby Asst. MRD
 870-972-2707 jgobry@astate.edu

Dennen Cuthbertson, Graduate Assistant
 870-972-2541

mark.cuthbertson@smail.astate.edu

MEDIA INFORMATION**Post-Game Interviews**

The Arkansas State locker room is closed to all members of the media. However, head coach Tommy Raffo and requested players will be available for interviews following a brief cooling off period.

Practice Coverage

Red Wolves baseball practices are open to the media. Players and coaches are available for interviews before practice but must be arranged through the Media Relations office.

Weekly Releases

All Arkansas State weekly baseball releases can be obtained as a PDF document on the athletics web site at AStateRedWolves.com. To be added to the email list for all volleyball releases or if you would like the releases faxed to you, please contact Chris Graddy.

NO FENCE NO PROBLEM

- Austin Baker hit an inside the park home run against Memphis on March 25 with one runner on base.
- The last inside the park home run was by Todd Baumgartner on March 23, 2011 against Lyon College.

STRANGE BUT TRUE FACTS

- A-State is 11-1 when collecting at least 10 hits in a game this season.
- The 3rd and 7th innings have been A-State inning's to produce this season. A-State has out scored its opponents by a combined 64-23 in those innings (32-12 in the 3rd and 32-11 in 7th)
- When leading after 7 innings the Red Wolves are 16-1 and are a perfect 16-0 when leading after 8 innings.

IRON MAN

- A-State's Dustin Jones ranks 22nd in the nation in consecutive starts in the nation at 131.
- His last non-start was on March 9, 2012 against Dayton, the only game in which he did not start that season.

TWICE AS WILD

- A-State senior Zach Maggio scored all the way from second base on a wild pitch Wednesday night against Ole Miss. The Rebels' catcher couldn't locate the ball when it bounced in the air and it only rolled a few feet away so Maggio rounded third and scored easily without a play at the plate.

STEALING HOME TWICE IN A WEEK

- A-State stole home twice in one week after stealing home just once in all of 2013.
- A-State's Matt Burgess completed a steal of home on March 11 at Murray State, while Dustin Jones stole home on March 14 at Tomlinson Stadium against UALR.
- In both instances, both were the results of double steals.
- A-State also stole home against UALR in 2013 when Kevin Fitzpatrick accomplished the feat in the second to last game of the year.

REWRITING THE RECORD BOOKS

- Sophomore outfielder Austin Baker set two records and tied another one with his performance against Murray State Tuesday. He finished the day 5-for-6 with seven runs scored, five RBI's, three home runs in three consecutive at-bats, and 14 total bases.
- Baker set the record for runs scored with seven, breaking the previous high of five that had been done three other times in school history, with the last being Isaac Dillon in 2005 vs. UNO. The 14 total bases also set a new record, breaking the previous high of 13, which had been

HOME RUN TRACKER

Date	Player	Opponent	Pitcher	On Base	Inn	Outs	Count	Score	Final Score
2/23	Burgess	Illinois St.	Lambert	3	3	2	1-0	7-3	W 14-8
3/11	Baker	Murray St.	Wallace	2	5	1	0-0	14-4	W 27-7
3/11	Baker	Murray St.	Lollar	0	7	*0	1-0	17-7	W 27-7
3/11	Baker	Murray St.	Wichman	0	8	1	2-1	20-7	W 27-7
3/22	Baker	at UTA	Amedee	0	1	1	2-1	0-0	L 2-6
3/25	Baker	Memphis	Garner	1	3	^1	1-0	0-3	W 10-7
3/29	Wilcoxson	Texas State	Williams	1	7	0	3-2	3-3	W 5-4
3/30	Burgess	Texas State	Humpal	1	4	0	0-0	1-0	W 4-1

* - Leadoff Home Run

^ - Inside the Park Home Run

QUALITY STARTS TRACKER

Date	Pitcher	(Stat Line)
2/15	B. Wallace	(6.0IP, 4H, 0R, 0ER, 3BB, 5K)
3/9	C. Hawkins	(6.0IP, 3H, 3R, 3ER, 1BB, 4K)
3/14	D. Owen	(7.0IP, 6H, 0R, 0ER, 1BB, 10K)
3/15	C. Hawkins	(6.0IP, 8H, 3R, 3ER, 0BB, 5K)
3/29	D. Owen	(6.0 IP, 6H, 3R, 3ER, 3BB, 6K)
3/30	B. Wallace	(7.0, 4H, 0R, 0ER, 1BB, 3K)

accomplished two other times in school history. Junior Collin Massanelli had 13 total bases last season on March 16, 2013 against UALR.

- Baker's three home runs also tied a school record for home runs with three, tying three other players including teammate Massanelli that had three against UALR on March 16, 2013.
- Junior infielder Lucas Feddersen tied the record for most at-bats in a game with eight, tying Bill Smith's record set in 1960 against St. Louis. Freshman catcher Tyler Hardie also tied a record with four walks against the Thoroughbreds, tying 16 other players in school history.
- A-State's 27 runs was the second-highest total in school history. Arkansas State's record is 28 runs scored against Memphis in 1992.

COOL RUNNINGS

- A-State is third in the Sun Belt Conference with 39 stolen bases thus far.
- The Red Wolves had just 28 stolen bases in all of 2013.
- Austin Baker leads A-State with 9 stolen bases, breaking the team-high for any A-State player in 2013. His total also ranks sixth in SBC play and is the only player among the conference's top six leaders to have not been caught stealing.

GRAND SALAMI ON RYE

- Sophomore Matt Burgess has continued his assault on opposing pitcher through the season's first two week's.
- He hit the Red Wolves first Grand Slam since 2011 on Feb. 23 against Illinois State with a bases loaded shot over the fence in right-centerfield in the bottom of the third inning.
- He was the first A-State player to hit a grand slam since Jordan Castaldo did it on May 25, 2011 against FIU.

OWEN HONORED BY COLLEGESPORTSMADNESS.COM

- Sophomore pitcher David Owen was named the CollegeSportsMadness.com Sun Belt Conference Player of the Week after his performance at UAB on March 2.
- Owen struck out a career-high 10 against the Blazers to lead A-State to a 5-3 victory.
- He became the first Red Wolves pitcher to strikeout 10 in a game since Bradley Wallace and Daniel Wright each did it in 2013.

BAKER STEALS THE WEEKEND

- Austin Baker went 4-for-4 in stolen bases in A-State's opening weekend series against Miami (OH), including two in the opening game.
- This is the second straight season in which Baker has had an impressive start to the season. As a freshman in 2013 he hit a home run in his first collegiate at-bat.
- Baker finished the weekend 5-for-9 with five RBIs and seven total bases, including a triple.

STRINGING TOGETHER EXTRA BASE HITS

- Arkansas State had seven straight extra base hits in its 13-3 victory over Miami (OH) Sunday Feb. 16.
- For the weekend the Red Wolves had 14 extra base hits, including 13 doubles.

OPENING SERIES SWEEP TWICE AS NICE

- The Arkansas State baseball team opened the 2014 season with a three-game sweep of Miami (Ohio), marking the second year in a row the squad has opened the season with a three-game series sweep.
- Prior to 2013 sweep, the only other it had happened was during the 1971 season.

PRESEASON SBC ALL-CONFERENCE HONORS

- Redshirt junior infielder Zach George was named to the 2014 Preseason All-Sun Belt Conference team, the first such honor of his career.

**TOP TEN CROWDS
AT TOMLINSON STADIUM
SINCE 2003**

1. Memphis (3/11/08)	1,019
2. No. 16 Ole Miss (4/23/13)	1,006
3. No. 15 Ole Miss (4/12/10)	982
4. No. 18 WKU (4/3/10)	942
5. SEMO (4/14/10)	847
6. USA (4/25/10)	812
7. No. 18 WKU (4/2/10)	782
8. No. 12 Ole Miss (3/17/09)	781
9. USA (DH) (4/24/10)	767
10. Memphis (3/30/10)	753

- George hit .333 a season ago but played just nine games before suffering a season-ending knee injury at Sam Houston State before the start of conference play. Despite the injury, George managed to hit one home run and drive in five runs and stole one base.
- In 2012, the Paragould, Ark., native finished the year with a .270 batting average and started in 52 of the Red Wolves' 57 games. He added six home runs and was second on the team with 41 RBIs. His 86 total bases and, .430 slugging percentage each ranked as the third best on the team.

WALLACE RECOGNIZED AS TOP SENIOR

- A-State senior pitcher Bradley Wallace was named as the top 100 seniors in the class of 2014 by Perfect Game USA.
- Wallace was selected as the 28th best senior baseball player in the class of 2014 and the 16th best right-handed pitcher in the class. He was one of just two players from the Sun Belt Conference on the list with Louisiana-Lafayette first basemen Chase Compton ranking 61st.

COLLEGESPORTSMADNESS.COM HONORS WALLACE

- Arkansas State senior pitcher Bradley Wallace was as a Preseason Second Team All-Conference selection by CollegeSportsMaddness.com
- Wallace finished the 2013 season with a 5-2 record and a 4.33 ERA and was the Red Wolves' No. 2 starter on a pitching staff that set the school record for most strikeouts in season. He had 78 punch outs in 70.2 innings of work and had the second most wins of any pitcher on the team.

WATCH IN THE STATE ZONE

- Arkansas State University Athletics is pleased to announce that fans can now purchase a 24-Hour Pass to State Zone, the official audio and video portal of AStateRedWolves.com. With a one-time payment of \$4.95, fans can watch live video broadcasts of A-State athletic events for 24 straight hours from the time of the purchase.
- State Zone offers fans live audio and video coverage of select games, including 30-plus baseball games, along with unlimited access to the largest A-State sports video library. Other packages offered by State Zone include a one-month deal for the price of \$8.95, four months for \$29.95, or one year for \$79.95.

SBC TEAM RANKINGS

CATEGORY	RANK	STAT
Batting Average	5	273
Runs Scored	3	176
Doubles	4	56
Total Bases	6	369
Walks	3	126
Slugging PCT	6	373
Hits	5	273
Triples	3	8
Hit by Pitch	3	43
On Base PCT	3	377
RBI's	5	143
Home Runs	9	8
Strikeouts	6	189
Sac Bunts	6	20
Sac Flies	2	16
Stolen Bases	3	49
ERA	6	4.10
Batters Struck Out	7	200
Runs Allowed	2	127
Opposing Batting Avg.	6	262
Struck out Looking	1	87
Saves	5	6
Innings Pitched	5	261.0
Wins	3	16
Hits Allowed	6	261
Walks Allowed	3	95
Fielding PCT	1	980
Errors	10	22

SBC INDIVIDUAL RANKINGS

SUN BELT RANKINGS

Category	Rank	Stat
Runs Scored		
Austin Baker	6	28
Doubles		
Stuart Levy	3	10
Total Bases		
Austin Baker	8	59
Sac Bunts		
Lucas Feddersen	4	5
Slugging PCT		
Austin Baker	10	536
Triples		
Austin Baker	2	4
Walks		
Austin Baker	7	20
Sac Flies		
Austin Baker	5	3
Runs Batted In		
Matt Burgess	4	30
Austin Baker	9	24
Home Runs		
Austin Baker	5	5
Stolen Bases		
Austin Baker	6	9
ERA		
David Owen	8	3.22
Strikeouts		
David Owen	8	35
Saves		
Morgan Croft	4	4
Appearances		
Colton Kibler	2	16
Assists		
Dustin Jones	2	94

NCAA RANKINGS

CATEGORY	RANK	STAT
Base on Balls	23	126
Batting Average	78	282
Double Plays	117	20
Double Plays Per GM	173	0.71
Doubles	21	55
Doubles Per Game	37	1.96
ERA	140	3.98
Fielding PCT	22	979
Hit by Pitch	31	42
Hits	46	270
Hit Allowed Per 9	136	8.89
Home Runs	136	5
Home Runs Per Game	162	0.29
On Base PCT	37	384
Runs	30	176
SAC Bunts	105	20
SAC Flies	22	16
Scoring	49	6.3
Shutouts	69	2
Slugging PCT	86	381
Stolen Bases	50	39
Stolen Bases Per Game	64	1.39
Strikeout-to-Walk Ratio	82	2.18
Strikeouts Per 9	102	7.0
Triples	50	8
Triples Per Game	72	0.29
WHIP	102	1.34
WL PCT	105	571
Walks Allowed Per 9	80	3.20

INDIVIDUAL RANKINGS

Category	Rank	Stat
Triples		
Austin Baker	10	4
Runs Batted In		
Matt Burgess	23	30
Runs Scored		
Austin Baker	31	28
Home Runs		
Austin Baker	41	5
Total Bases		
Austin Baker	56	59
Doubles		
Stuart Levy	46	10
Saves		
Morgan Croft	70	4

2014 Roster

#	NAME	POS	B/T	HT	WT	CL	HOMETOWN (PREVIOUS SCHOOL)
1	Eric Wilcoxson	INF	R/R	5-10	180	Fr	Walnut Ridge, Ark. (Walnut Ridge HS)
3	Dustin Jones	INF	R/R	5-10	150	Sr	Jonesboro, Ark. (Valley View HS)
4	Lucas Feddersen	INF	R/R	5-10	180	Jr-TR	Houston, Texas (Crowder CC)
5	Zach Maggio	INF	R/R	5-11	180	Sr-RS	Edwardsville, Ill. (Edwardsville HS)
6	Austin Baker	OF	L/R	5-11	180	So	Montesano, Wash. (Montesano HS)
7	Zach George	INF	S/R	6-2	195	Jr-RS	Paragould, Ark. (Greene Tech HS)
8	Stuart Levy	C	R/R	6-2	185	Jr	Little Rock, Ark. (Benton HS)
9	Logan Dollins	INF	R/R	5-11	170	Fr-RS	Kennett, Mo. (Kennett HS)
10	Kaleb Brown	OF	R/R	5-10	160	Jr-RS	Jonesboro, Ark. (Valley View HS)
11	Kevin Fitzpatrick	OF	R/R	6-3	190	So	Red Banks, Miss. (Marshall Academy)
12	Tanner Murray	C	R/R	6-4	200	Jr	Piggott, Ark. (Piggott HS)
13	David Owen	RHP	R/R	6-0	190	So	Millington, Tenn. (Tipton-Rosemark)
14	Chandler Hawkins	LHP	L/L	6-1	170	Jr	Memphis, Tenn. (Bartlett HS)
15	Tanner Gaines	RHP	R/R	6-1	200	Jr-TR	Baldwyn, Miss. (Northeast Miss. CC)
16	Bryan Ayers	RHP	R/R	6-4	190	Fr	Vilonia, Ark. (Vilonia HS)
17	Coulton Lee	LHP	L/L	6-1	205	Fr	Benton, Ark. (Benton HS)
18	Cody Woodhouse	RHP	R/R	6-5	190	Sr	Mountain Home, Ark. (Mt. Home HS)
20	Morgan Croft	RHP	R/R	6-2	225	Sr-RS	Broken Arrow, Okla. (E. Okla. State)
21	Jon Glidewell	LHP	R/L	6-3	180	Jr-RS	Wentzville, Mo. (Timberland HS)
23	Adam Grantham	RHP	R/R	6-2	195	So	Kennett, Mo. (Kennett HS)
24	Bradley Wallace	RHP	R/R	6-2	175	Sr	Rison, Ark. (Woodlawn HS)
25	Tyler Hardie	C	L/R	6-0	205	Fr	Georgetown, Canada (Christ the King)
26	Collin Massanelli	OF	L/R	6-0	190	Jr	Pine Bluff, Ark. (Watson Chapel HS)
27	Ty Michelotti	OF	L/L	5-11	198	Jr-TR	Memphis, Tenn. (Southwest Tenn. CC)
28	Matt Burgess	INF	L/L	6-4	240	So-TR	Greenbrier, Ark. (Crowder CC)
29	J.D. Rainwater	INF	L/R	6-2	235	Fr	Jonesboro, Ark. (Jonesboro HS)
30	Derek Birginske	RHP	R/R	6-0	190	So	Russellville, Ark. (Russellville HS)
32	Daltan Lovell	C	R/R	5-10	180	Fr	Harrison, Ark. (Harrison HS)
33	J.C. Neighbors	LHP	L/L	5-11	180	Jr-TR	League City, Texas (Blinn College)
34	Colton Kibler	RHP	R/R	5-11	170	Jr-TR	Jonesboro, Ark. (Garden City CC)
35	Brett Nickle	INF	L/L	6-4	270	Fr	Olathe, Kansas (Olathe South HS)
36	Tyler Zuber	RHP	R/R	5-10	185	Fr	White Hall, Ark. (White Hall HS)
38	Kevin Garner	OF/P	L/L	5-11	180	Fr	Little Rock, Ark. (Little Rock Central HS)
39	Tanner Ring	INF/P	R/R	6-1	170	So	Batesville, Ark. (Batesville HS)
40	Joe Schrimpf	INF	S/R	5-10	192	Fr	St. Louis, Mo. (Christian Brothers HS)

Coaching Staff

Head Coach: Tommy Raffo

Pitching Coach: Tigh Dicksonson

Assistant Coach: Anthony Everman

Volunteer Assistant Coach: Noah Sanders

Director of Operations: Jon Garner

Athletic Trainer: Hiroki Yoshimoto

Pronunciation Guide

5 - Zach Maggio - Ma-Gee-O

8 - Stuart Levy - Lee-Vee

16 - Bryan Ayers - Airs

21 - Jon Glidewell - Glide-Well

26 - Collin Massanelli - Mass-Uh-Nail-E

27 - Ty Michelotti - Mickle-ot-E

30 - Derek Birginske - Bur - Gin - Ski

37 - Tighe Dicksonson - Ty

40 - Joe Schrimpf - Shrimp-f

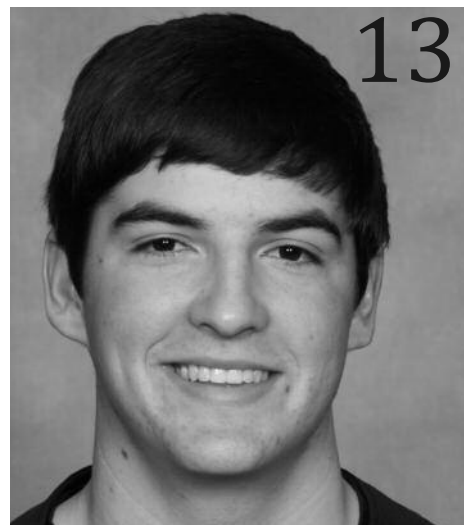


SOPHOMORE SEASON (2014): Made the first start of his career on Feb. 16 and earned the victory after tossing five innings ... has gone five innings in each of his last two starts, earning the win in each game...struck out a career-high 10 in 5.2 innings at UAB on March 2 and was named the CollegeSportsMadness.com SBC Player of the Week ... matched a career-high with 10 strikeouts in the first Friday night start of his career on March 14 in a victory over UALR ... turned in his second quality start of the season against Texas State on March 29.

FRESHMAN SEASON (2013): Appeared in 12 games and made two starts on the season ... finished with a 2-2 record recorded 25 strikeouts with a 7.23 ERA ... struck out a season-high five on April 30 against Memphis ... picked up his first career-win on April 2 against Southeast Missouri State ... made his first career start against Ole Miss on April 23 ... missed the first half of the season due to injury.

HIGH SCHOOL: Member of 2009 State Runner-Ups and 2012 team that made the state semi-finals at Tipton-Rosemark Academy in Millington, TN ... Made All-State for the Rebels.

PERSONAL: Born October 21, 1993 ... son of Jeanine and Keith Owen and has a sister named Kellie ... enjoys fishing.



David Owen

Pitcher - Soph. - 1L
6-0 - 190 - R/R
Millington, Tennessee
Tipton-Rosemark

OWEN CAREER HIGHS

IP: 7.0 - vs UALR (3-14-14)
Strikeouts: 10 - vs Twice
BF: 28 - vs TxSt (3-29-14)
FC: 3 - vs Miami (2-16-14)
Assists: 2 - (Twice)

David Owen
Game-by-Game

Date	Opponent	GS	IP	H	R	ER	BB	SO	2B	3B	HR	ERA	NP
2/16	Miami	*	5.0	4	3	2	0	1	1	0	0	3.60	71
2/23	Illinois St.	*	5.0	8	6	6	3	1	3	1	1	7.20	101
3/2	at UAB	*	5.2	4	2	1	2	10	0	1	0	5.17	92
3/10	Creighton	*	2.0	0	0	0	0	2	0	0	0	4.58	28
3/14	UALR	*	7.0	6	0	0	1	10	1	0	0	3.28	117
3/21	at UTA	*	5.2	5	1	1	5	5	0	0	0	2.97	112
3/29	Texas State	*	6.0	6	3	3	3	6	2	0	0	3.22	115
TOTALS			36.1	33	15	13	14	35	7	2	1	3.22	606

CAREER STATISTICS

	ERA	W-L	AP	GS	CG	SV	IP	H	R	ER	BB	SO	BF	AVG	WP	HB
2013	7.23	2-2	12	2	0	0	23.2	23	20	19	15	25	111	.253	2	3
2014	3.22	4-0	7	7	0	0	36.1	33	15	13	14	35	161	.239	0	0
Totals	4.80	6-2	19	9	0	0	60.0	56	35	32	29	60	272	.245	2	3

JUNIOR SEASON (2014): Tossed four innings and earned the victory in his first start of the year on Feb. 15 ... went 5.1 innings in his second start against Illinois St. and struck out six, one off his career high ... leads A-State with 2 quality starts on the season after going six innings and giving up just three runs on three hits on March 15 in a victory over UALR ... tied a career-high with seven strikeouts against Texas State on March 29.

SOPHOMORE SEASON (2013): Appeared in 17 game and made seven starts, which was the fourth most starts on the team had a 2-5 record on the year ... struck out 42 batters in 49 innings of work ... had a career-high seven innings pitched against Alabama-Birmingham on March 9 ... struck out a career-high seven against Florida Atlantic on March 23 ... his 19 appearances where the third most on the team ... his 42 strikeouts the fifth most on the team.

FRESHMAN SEASON (2012): Appeared in 17 games and made two starts...gave up 26 hits and 14 runs in 18.2 innings of work...struck out nine batters and walked just seven on the year.

HIGH SCHOOL: Played four seasons at Bartlett High School in Memphis.

PERSONAL: Born February 28, 1993 ...parents are Amy and Mark Hawkins.



Chandler Hawkins

Pitcher - Junior - 2L
6-1 - 170 - L/L
Memphis, Tennessee
Bartlett HS

HAWKINS CAREER HIGHS

IP: 7 - UAB (March 9, 2013)
Strikeouts: 7 - Twice
BF: 28 - Twice
FC: 3 - WKU (April 6, 2013)
Assists: 3 - WKU (April 6, 2013)

Chandler Hawkins
Game-by-Game

Date	Opponent	GS	IP	H	R	ER	BB	SO	2B	3B	HR	ERA	NP
2/15	Miami	*	4.0	7	4	4	1	4	2	0	0	9.00	74
2/22	Illinois St.	*	5.1	5	2	2	3	6	0	0	0	5.79	87
3/1	at UAB	*	4.0	6	2	2	3	3	0	0	0	5.40	74
3/9	Creighton	*	6.0	3	3	3	1	4	0	0	2	5.12	86
3/15	UALR	*	6.0	8	3	3	0	5	0	1	1	4.97	72
3/22	at UTA	*	5.0	9	3	3	0	3	1	0	1	5.04	63
3/29	Texas State	*	5.0	5	2	2	0	7	1	0	0	4.84	77
TOTALS			35.1	43	19	19	8	32	4	1	4	4.82	520

----- **CAREER STATISTICS** -----

	ERA	W-L	AP	GS	CG	SV	IP	H	R	ER	BB	SO	BF	AVG	WP	HB
2012	6.75	2-2	17	2	0	0	18.2	26	14	14	7	9	92	.329	3	4
2013	6.24	2-5	19	7	0	0	49.0	60	37	34	29	41	236	.306	3	3
2014	4.84	2-3	7	7	0	0	35.1	43	19	19	8	32	158	.295	1	3
Totals	5.85	6-10	43	16	0	0	103.0	129	70	67	44	83	486	.306	7	10


SENIOR SEASON (2014): Did not allow a run in his first start of the season against Miami on Feb. 15 ... has struggled after looking sharp in his first start of the season ... has made it out of the fourth inning just once this year ... turned in his best outing of the Sun Belt Conference season by tossing seven innings of shutout baseball against Texas State on March 30 ... his seven innings tied a career-high for a game.

JUNIOR SEASON (2013): Appeared in 14 games and made 13 starts, the second most on the team ... had a 5-2 record on the year and the second most wins of any pitcher ... had a 4.33 ERA and career best 78 strikeouts on the season ... tossed a career-high seven innings twice on the year with first coming on April 7 against Western Kentucky and then against on April 20 against Louisiana-Monroe ... struck out a career-high 12 batters on April 7 against Western Kentucky ... he also retired 18 straight at one point in the game ... his .243 opposing batting average with the eighth best in the league ... his 78 strikeouts were the ninth most in the Sun Belt Conference ... he struck out 29 batters looking, the fifth most in the league.

SOPHOMORE SEASON (2012): Appeared in 17 games and made three starts...had an 8.29 ERA with 32 strikeouts...tossed a career best six innings against Evansville on Feb. 25...also had a career high five strikeouts in the game.

FRESHMAN SEASON (2011): Made 15 appearances, drawing one start...posted an ERA of 6.75 as a true freshman... worked 18.2 innings, striking out 22 batters...issued eight walks...struck out four in 2.2 innings against ULM April 9...earned two saves.

HIGH SCHOOL: Pitched four years at Woodlawn High School in Pine Bluff, Ark...was named a Pre Season Under Armour All-American prior to the start of his senior season...pitched 69 innings with 113 strikeouts for a 1.12 ERA as a junior while putting together a 12-2 record which included two no hitters...named all-state as a junior...also played basketball.



Bradley Wallace

Pitcher - Senior - 3L
6-2 - 175 - R/R
Rison, Arkansas
Woodlawn HS

WALLACE CAREER HIGHS

IP: 7 - 3 Times
Strikeouts: 12 - WKU (April 7, 2013)
BF: 28 - Three Times
FC: 3 - Three Times
Assists: 4 - Four Times

**Bradley Wallace
 Game-by-Game**

Date	Opponent	GS	IP	H	R	ER	BB	SO	2B	3B	HR	ERA	NP
2/15	Miami	*	6.0	4	0	0	3	5	2	0	0	0.00	97
2/21	Illinois St.	*	4.0	6	4	4	1	5	1	0	0	3.60	87
2/28	at UAB	*	4.0	6	1	1	4	3	1	0	0	3.21	79
3/8	Creighton	*	4.0	6	6	5	1	4	1	1	0	5.00	62
3/15	UALR	*	4.0	6	2	2	1	4	0	0	1	4.91	79
3/23	at UTA	*	2.1	5	6	6	2	1	0	1	2	6.66	56
3/20	Texas State	*	7.0	4	0	0	1	3	0	0	0	5.17	93
TOTALS			31.1	37	19	18	13	25	5	2	3	5.17	553

----- CAREER STATISTICS -----

	ERA	W-L	AP	GS	CG	SV	IP	H	R	ER	BB	SO	BF	AVG	WP	HB
2011	6.75	0-0	15	1	0	2	18.2	20	15	14	8	22	87	.286	4	5
2012	8.29	3-1	17	3	0	1	33.2	50	32	31	15	32	168	.347	7	6
2013	4.33	5-2	14	13	0	0	70.2	65	38	34	25	78	310	.243	6	8
2014	5.17	2-3	7	7	0	0	31.1	37	19	18	13	25	145	.298	1	3
Totals	5.66	10-6	53	24	0	3	154.1	172	104	97	61	157	27	5	14	22



stAte
Game Results for Arkansas State (as of Apr 01, 2014)
(All games)



Date	Opponent	Score	Inns	Overall	Sun Belt	Pitcher of record	Attend	Time
Feb 15, 2014	MIAMI-1	w 3-0	9	1-0-0	0-0-0	Wallace, B. (W 1-0)	-	2:36
Feb 15, 2014	MIAMI-2	w 18-8	9	2-0-0	0-0-0	Hawkins, C. (W 1-0)	425	3:50
Feb 16, 2014	MIAMI	w 13-3	9	3-0-0	0-0-0	Owen, D. (W 1-0)	319	2:41
Feb 18, 2014	ARKANSAS-MONTICELLO	L 0-2	9	3-1-0	0-0-0	Birginske (L 0-1)	304	2:25
Feb 21, 2014	ILLINOIS STATE	L 3-4	9	3-2-0	0-0-0	Wallace, B. (L 1-1)	361	2:54
Feb 22, 2014	ILLINOIS STATE-1	L 2-3	9	3-3-0	0-0-0	Hawkins, C. (L 1-1)	-	2:50
Feb 22, 2014	ILLINOIS STATE-2	L 7-9	7	3-4-0	0-0-0	Croft, M. (L 0-1)	705	2:30
Feb 23, 2014	ILLINOIS STATE	w 14-8	9	4-4-0	0-0-0	Owen, D. (W 2-0)	321	3:20
Feb 25, 2014	SEMO	w 8-3	9	5-4-0	0-0-0	Gaines, T. (W 1-0)	202	3:05
Feb 28, 2014	at UAB	L 0-5	9	5-5-0	0-0-0	Wallace, B. (L 1-2)	357	2:52
Mar 01, 2014	at UAB	L 1-3	9	5-6-0	0-0-0	Hawkins, C. (L 1-2)	541	2:30
Mar 02, 2014	at UAB	w 5-3	9	6-6-0	0-0-0	Ring, T. (W 1-0)	675	2:36
Mar 08, 2014	CREIGHTON	L 3-7	9	6-7-0	0-0-0	Wallace, B. (L 1-3)	201	2:42
Mar 09, 2014	CREIGHTON	L 4-5	9	6-8-0	0-0-0	Lee, C. (L 0-1)	237	2:50
Mar 10, 2014	CREIGHTON	w 6-2	9	7-8-0	0-0-0	Croft, M. (W 1-1)	263	2:29
Mar 11, 2014	at Murray State	w 27-7	9	8-8-0	0-0-0	Woodhouse (W 1-0)	137	3:36
* Mar 14, 2014	UALR	w 3-0	9	9-8-0	1-0-0	Owen, D. (W 3-0)	292	2:14
* Mar 15, 2014	UALR-1	w 5-3	9	10-8-0	2-0-0	Hawkins, C. (W 2-2)	-	2:21
* Mar 15, 2014	UALR-2	w 4-3	(14)	11-8-0	3-0-0	Gaines, T. (W 2-0)	347	4:13
Mar 19, 2014	at #14 Ole Miss	L 3-4	9	11-9-0	3-0-0	Kibler, C. (L 0-1)	6716	2:44
* Mar 21, 2014	at UT Arlington	w 5-1	9	12-9-0	4-0-0	Owen, D. (W 4-0)	361	2:56
* Mar 22, 2014	at UT Arlington	L 2-6	9	12-10-0	4-1-0	Hawkins, C. (L 2-3)	244	2:30
* Mar 23, 2014	at UT Arlington	w 14-10	9	13-10-0	5-1-0	Woodhouse (W 2-0)	256	3:08
Mar 25, 2014	MEMPHIS	w 10-7	9	14-10-0	5-1-0	Kibler, C. (W 1-1)	271	2:37
Mar 26, 2014	at Missouri State	L 4-5	9	14-11-0	5-1-0	Grantham, A. (L 0-1)	313	2:16
* Mar 29, 2014	TEXAS STATE-1	L 3-4	(12)	14-12-0	5-2-0	Woodhouse (L 2-1)	-	3:30
* Mar 29, 2014	TEXAS STATE-2	w 5-4	9	15-12-0	6-2-0	Kibler, C. (W 2-1)	482	2:48
* Mar 30, 2014	TEXAS STATE	w 4-1	9	16-12-0	7-2-0	Wallace, B. (W 2-3)	276	2:25
Apr 01, 2014	at SEMO	L 0-7	9	16-13-0	7-2-0	Ayers, B. (L 0-1)	463	2:33

* = Conference game

() extra inning game



stAte
Game Results for Arkansas State (as of Apr 01, 2014)
(All games)



Feb 15, 2014 at Jonesboro, Ark.

Score by Innings	1	2	3	4	5	6	7	8	9	R	H	E
Miami	0	0	0	0	0	0	0	0	0	0	7	4
Arkansas State	0	0	3	0	0	0	0	0	X	3	6	0

WP-Wallace, Bradley (1-0) Save-Grantham, Adam(1) LP-VARNER, Seth (0-1) T-2:36 A-0

Feb 15, 2014 at Jonesboro, Ark.

Score by Innings	1	2	3	4	5	6	7	8	9	R	H	E
Miami	0	4	0	0	0	1	2	0	1	8	12	7
Arkansas State	3	3	0	4	0	0	8	0	0	18	16	2

WP-Hawkins, Chandler (1-0) LP-WILLIAMS, Nathan (0-1) T-3:50 A-425

Feb 16, 2014 at Jonesboro, Ark.

Score by Innings	1	2	3	4	5	6	7	8	9	R	H	E
Miami	0	0	0	2	1	0	0	0	0	3	7	2
Arkansas State	1	0	3	2	2	3	2	0	X	13	14	2

WP-Owen, David (1-0) LP-POWERS, Ryan (0-1) T-2:41 A-319

Feb 18, 2014 at Jonesboro, Ark.

Score by Innings	1	2	3	4	5	6	7	8	9	R	H	E
Arkansas-Monticello	1	0	0	1	0	0	0	0	0	2	4	0
Arkansas State	0	0	0	0	0	0	0	0	0	0	7	3

WP-Z. McKnight (1-0) Save-J. Harvill(3) LP-Birginske, Derek (0-1) T-2:25 A-304

Feb 21, 2014 at Jonesboro, Arkansas

Score by Innings	1	2	3	4	5	6	7	8	9	R	H	E
Illinois State	0	0	1	0	3	0	0	0	0	4	8	1
Arkansas State	0	0	1	0	1	0	1	0	0	3	7	2

WP-SAVAS, Dan (2-0) Save-RHOADES, Jeremy(1) LP-Wallace, Bradley (1-1) T-2:54 A-361

Feb 22, 2014 at Jonesboro, Ark.

Score by Innings	1	2	3	4	5	6	7	8	9	R	H	E
Illinois State	0	0	0	0	0	2	1	0	0	3	8	1
Arkansas State	0	1	0	0	0	0	0	1	0	2	6	0

WP-CRAIG, Dylan (1-0) Save-RHOADES, Jeremy(2) LP-Hawkins, Chandler (1-1) T-2:5 A-0 A-0

Feb 22, 2014 at Jonesboro, Ark.

Score by Innings	1	2	3	4	5	6	7	R	H	E
Illinois State	3	0	0	2	0	1	3	9	15	1
Arkansas State	0	0	1	1	1	0	4	7	9	0

WP-LEARNARD, JD (1-0) Save-SUAREZ, David(1) LP-Croft, Morgan (0-1) T-2:30 A-705



stAte
Game Results for Arkansas State (as of Apr 01, 2014)
(All games)



Feb 23, 2014 at Jonesboro, Arkansas

Score by Innings	1	2	3	4	5	6	7	8	9	R	H	E
Illinois State	1	2	0	0	3	0	0	2	0	8	12	4
Arkansas State	0	5	6	2	1	0	0	0	X	14	15	3

WP-Owen, David (2-0) LP-HEADEAN, Will (0-1) T-3:20 A-321
 HR ILS - CZESZEWSKI, Jack (1)
 HR ASU - Burgess, Matt (1)

Feb 25, 2014 at Jonesboro, Arkansas

Score by Innings	1	2	3	4	5	6	7	8	9	R	H	E
SEMO	2	0	0	0	0	0	1	0	0	3	11	2
Arkansas State	0	1	3	0	1	0	0	3	X	8	12	0

WP-Gaines, Tanner (1-0) LP-WINKELMAN, Alex (0-2) T-3:05 A-202

Feb 28, 2014 at Birmingham, Ala.

Score by Innings	1	2	3	4	5	6	7	8	9	R	H	E
Arkansas State	0	0	0	0	0	0	0	0	0	0	7	0
UAB	0	0	1	0	4	0	0	0	X	5	11	0

WP-C. Mallard (3-0) LP-Wallace, Bradley (1-2) T-2:52 A-357

Mar 01, 2014 at Birmingham, Ala.

Score by Innings	1	2	3	4	5	6	7	8	9	R	H	E
Arkansas State	0	0	0	0	0	0	0	0	1	1	5	0
UAB	2	0	0	0	0	0	0	1	X	3	9	1

WP-J. Lieske (2-0) Save-A. Lau(1) LP-Hawkins, Chandler (1-2) T-2:30 A-541

Mar 02, 2014 at Birmingham, Ala.

Score by Innings	1	2	3	4	5	6	7	8	9	R	H	E
Arkansas State	0	0	0	0	1	0	4	0	0	5	8	1
UAB	0	0	0	1	0	1	0	0	1	3	6	3

WP-Ring, Tanner (1-0) Save-Kibler, Colton(1) LP-C. Eller (1-1) T-2:36 A-675

Mar 08, 2014 at Millington, Tenn.

Score by Innings	1	2	3	4	5	6	7	8	9	R	H	E
Creighton	0	0	4	2	1	0	0	0	0	7	8	0
Arkansas State	1	0	0	0	2	0	0	0	0	3	8	2

WP-WARREN, Matt (3-0) LP-Wallace, Bradley (1-3) T-2:42 A-201

Mar 09, 2014 at Millington, Tenn.

Score by Innings	1	2	3	4	5	6	7	8	9	R	H	E
Creighton	0	1	0	0	0	2	0	2	0	5	6	2
Arkansas State	0	0	0	3	0	0	1	0	0	4	9	1

WP-LUKOWSKI, Mark (1-0) Save-PETER, Jake(1) LP-Lee, Coulton (0-1) T-2:50 A-237
 HR CU - GERBER, Mike (3), LUCANSKY, Landon (1)



stAte
Game Results for Arkansas State (as of Apr 01, 2014)
(All games)



Mar 10, 2014 at Jonesboro, Ark.

Score by Innings	1	2	3	4	5	6	7	8	9	R	H	E	
Creighton	0	0	1	0	1	0	0	0	0	-	2	2	1
Arkansas State	0	1	3	2	0	0	0	0	X	-	6	9	0

WP-Croft, Morgan (1-1) LP-STRUNC, Tommy (0-2) T-2:29 A-263

Mar 11, 2014 at Murray, Ky.

Score by Innings	1	2	3	4	5	6	7	8	9	R	H	E	
Arkansas State	5	3	5	1	3	0	3	7	0	-	27	19	0
Murray State	1	0	0	3	0	3	0	0	0	-	7	10	6

WP-Woodhouse, Cody (1-0) LP-Kyle Cornett (0-1) T-3:36 A-137
 HR ASU - Baker, Austin (3)
 HR MUR - Taylor Mathews (1)

Mar 14, 2014 at Jonesboro, Ark.

Score by Innings	1	2	3	4	5	6	7	8	9	R	H	E	
UALR	0	0	0	0	0	0	0	0	0	-	0	6	0
Arkansas State	0	0	0	0	3	0	0	0	X	-	3	5	1

WP-Owen, David (3-0) Save-Croft, Morgan(1) LP-McDonald, Travis (2-1) T-2:14 A-292

Mar 15, 2014 at Jonesboro, Ark.

Score by Innings	1	2	3	4	5	6	7	8	9	R	H	E	
UALR	2	1	0	0	0	0	0	0	0	-	3	10	1
Arkansas State	0	0	3	0	1	0	1	0	X	-	5	10	0

WP-Hawkins, Chandler (2-2) Save-Croft, Morgan(2) LP-Schlechte, Ethan (2-2) T-2 A-0 A-0
 HR UALR - Rockwell, Tanner (3)

Mar 15, 2014 at Jonesboro, Ark.

Score by Innings	1	2	3	4	5	6	7	8	9	10	11	12	13	14	R	H	E	
UALR	0	0	0	2	0	0	0	0	1	0	0	0	0	0	-	3	11	1
Arkansas State	0	0	0	0	3	0	0	0	0	0	0	0	0	1	-	4	12	1

WP-Gaines, Tanner (2-0) LP-Rockwell, Tanner (0-1) T-4:13 A-347
 HR UALR - Scott, Ryan (2)

Mar 19, 2014 at Oxford, Miss.

Score by Innings	1	2	3	4	5	6	7	8	9	R	H	E	
Arkansas State	0	0	1	1	1	0	0	0	0	-	3	8	0
Ole Miss	1	0	0	0	0	1	2	0	X	-	4	8	1

WP-Weathersby (1-0) Save-J. Laxer(2) LP-Kibler, Colton (0-1) T-2:44 A-6716

Mar 21, 2014 at Arlington, Texas

Score by Innings	1	2	3	4	5	6	7	8	9	R	H	E	
Arkansas State	2	0	0	3	0	0	0	0	0	-	5	11	1
UT Arlington	0	1	0	0	0	0	0	0	0	-	1	6	1

WP-Owen, David (4-0) LP-Vachon, Brad (1-5) T-2:56 A-361



stAte
Game Results for Arkansas State (as of Apr 01, 2014)
(All games)



Mar 22, 2014 at Arlington, Texas

Score by Innings	1	2	3	4	5	6	7	8	9	R	H	E
Arkansas State	1	0	0	0	0	0	0	0	1	2	7	0
UT Arlington	1	1	0	0	0	1	0	3	X	6	16	1

WP-Hobbs, Zach (1-0) Save-Weaver, Chase(1) LP-Hawkins, Chandler (2-3) T-2:30 A-244
 HR ASU - Baker, Austin (4)
 HR UTA - Shortall, Matt (3), McLemore,Darien (2)

Mar 23, 2014 at Arlington, Texas

Score by Innings	1	2	3	4	5	6	7	8	9	R	H	E
Arkansas State	0	4	0	0	4	0	5	0	1	14	12	2
UT Arlington	3	1	2	0	2	2	0	0	0	10	14	2

WP-Woodhouse, Cody (2-0) Save-Croft, Morgan(3) LP-Weaver, Chase (2-1) T-3:08 A-256
 HR UTA - Shortall, Matt (5), Bottger, Ryan (1), Sibley, Travis (1)

Mar 25, 2014 at Jonesboro, Arkansas

Score by Innings	1	2	3	4	5	6	7	8	9	R	H	E
Memphis	2	1	0	0	0	0	0	4	0	7	9	4
Arkansas State	0	0	2	1	0	1	1	5	X	10	12	1

WP-Kibler, Colton (1-1) LP-BLACKWOOD, Nolan (2-3) T-2:37 A-271
 HR ASU - Baker, Austin (5)

Mar 26, 2014 at Springfield, Mo.

Score by Innings	1	2	3	4	5	6	7	8	9	R	H	E
Arkansas State	3	0	0	0	0	0	0	0	1	4	6	0
Missouri State	0	4	1	0	0	0	0	0	X	5	6	0

WP-Perez,Sam (1-0) LP-Grantham, Adam (0-1) T-2:16 A-313
 HR MSU - Fultz,Matt (3)

Mar 29, 2014 at Jonesboro, Arkansas

Score by Innings	1	2	3	4	5	6	7	8	9	10	11	12	R	H	E
Texas State	1	0	0	0	2	0	0	0	0	0	0	1	4	12	3
Arkansas State	0	0	0	0	0	1	0	0	2	0	0	0	3	10	0

WP-Lemke, Hunter (5-1) LP-Woodhouse, Cody (2-1) T-3:30 A-0

Mar 29, 2014 at Jonesboro, Arkansas

Score by Innings	1	2	3	4	5	6	7	8	9	R	H	E
Texas State	0	0	0	0	2	1	0	1	0	4	9	1
Arkansas State	0	1	1	0	1	0	2	0	X	5	11	0

WP-Kibler, Colton (2-1) Save-Croft, Morgan(4) LP-Williams, Austen (3-1) T-2:48 A-482 A-482 sten
 HR ASU - Wilcoxson, Eric

Mar 30, 2014 at Jonesboro, Arkansas

Score by Innings	1	2	3	4	5	6	7	8	9	R	H	E
Texas State	0	0	0	0	0	0	0	0	1	1	7	1
Arkansas State	1	0	0	2	0	0	0	1	X	4	8	0

WP-Wallace, Bradley (2-3) LP-Humpal, Lucas (2-1) T-2:25 A-276
 HR ASU - Burgess, Matt



stAte
Game Results for Arkansas State (as of Apr 01, 2014)
(All games)



Apr 01, 2014 at Cape Girardeau, Mo.

Score by Innings	1	2	3	4	5	6	7	8	9	R	H	E
Arkansas State	0	0	0	0	0	0	0	0	0	0	4	0
SEMO	0	0	2	0	0	1	2	2	X	7	11	0

WP-HULL, Christian (2-1) LP-Ayers, Bryan (0-1) T-2:33 A-463



stAte
Season Game Highs for Arkansas State (as of Apr 01, 2014)
(All games)



TEAM GAME HIGHS

Batting

At bats:	47	-	vs UALR (Mar 15, 2014)
Runs scored:	27	-	at Murray State (Mar 11, 2014)
Hits:	19	-	at Murray State (Mar 11, 2014)
RBIs:	21	-	at Murray State (Mar 11, 2014)
Doubles:	6	-	vs Miami (Feb 15, 2014)
	6	-	vs Miami (Feb 16, 2014)
Triples:	2	-	at UT Arlington (Mar 23, 2014)
Home runs:	3	-	at Murray State (Mar 11, 2014)
Total bases:	34	-	at Murray State (Mar 11, 2014)
Walks:	13	-	at Murray State (Mar 11, 2014)
Strikeouts:	11	-	at Ole Miss (Mar 19, 2014)
	11	-	vs Texas State (Mar 29, 2014)
	11	-	at SEMO (Apr 01, 2014)
Sac hits:	4	-	vs Illinois State (Feb 22, 2014)
Sac flies:	3	-	at Murray State (Mar 11, 2014)
Stolen bases:	4	-	vs Creighton (Mar 10, 2014)
	4	-	at Murray State (Mar 11, 2014)
Hit by pitch:	8	-	at Murray State (Mar 11, 2014)
Caught stealing:	2	-	vs Creighton (Mar 10, 2014)
	2	-	vs Texas State (Mar 29, 2014)
Runners LOB:	17	-	at Murray State (Mar 11, 2014)
Hit into DP:	3	-	vs SEMO (Feb 25, 2014)

Fielding

Putouts:	42	-	vs UALR (Mar 15, 2014)
Assists:	16	-	vs UALR (Mar 15, 2014)
Errors:	3	-	vs Arkansas-Monticello (Feb 18, 2014)
	3	-	vs Illinois State (Feb 23, 2014)
Passed balls:	2	-	vs Illinois State (Feb 22, 2014)
DPs turned:	2	-	(5 times)

Pitching

Innings pitched:	14.0	-	vs UALR (Mar 15, 2014)
Runs allowed:	10	-	at UT Arlington (Mar 23, 2014)
Earned runs:	9	-	vs Illinois State (Feb 22, 2014)
	9	-	at UT Arlington (Mar 23, 2014)
Walks allowed:	9	-	at UAB (Feb 28, 2014)
Strikeouts:	12	-	at UAB (Mar 02, 2014)
Hits allowed:	16	-	at UT Arlington (Mar 22, 2014)
Doubles allowed:	5	-	vs Illinois State (Feb 23, 2014)
Triples allowed:	1	-	(6 times)
Homers allowed:	3	-	at UT Arlington (Mar 23, 2014)
Wild pitches:	2	-	vs Miami (Feb 15, 2014)
	2	-	vs SEMO (Feb 25, 2014)
	2	-	vs Creighton (Mar 08, 2014)
Hit batters:	2	-	(4 times)



stAte
Season Game Highs for Arkansas State (as of Apr 01, 2014)
(All games)



INDIVIDUAL GAME HIGHS

Batting

At bats:	8	-	Feddersen, Lucas at Murray State (Mar 11, 2014)
Runs scored:	7	-	Baker, Austin at Murray State (Mar 11, 2014)
Hits:	5	-	Baker, Austin at Murray State (Mar 11, 2014)
RBIs:	5	-	Baker, Austin at Murray State (Mar 11, 2014)
Doubles:	2	-	Burgess, Matt vs Miami (Feb 16, 2014)
	2	-	Levy, Stuart vs Arkansas-Monticello (Feb 18, 2014)
	2	-	Burgess, Matt at Murray State (Mar 11, 2014)
Triples:	1	-	(8 times)
Home runs:	3	-	Baker, Austin at Murray State (Mar 11, 2014)
Total bases:	14	-	Baker, Austin at Murray State (Mar 11, 2014)
Walks:	4	-	Hardie, Tyler at Murray State (Mar 11, 2014)
Strikeouts:	3	-	Burgess, Matt vs Illinois State (Feb 23, 2014)
	3	-	Jones, Dustin vs Texas State (Mar 29, 2014)
	3	-	Levy, Stuart vs Texas State (Mar 29, 2014)
Sac hits:	2	-	Feddersen, Lucas vs Illinois State (Feb 22, 2014)
	2	-	Schrimpf, Joe at UAB (Mar 02, 2014)
Sac flies:	2	-	Burgess, Matt vs Illinois State (Feb 22, 2014)
Stolen bases:	2	-	Baker, Austin vs Miami (Feb 15, 2014)
	2	-	Baker, Austin vs Miami (Feb 16, 2014)
Hit by pitch:	2	-	(4 times)
Caught stealing:	1	-	(8 times)
Runners LOB:	8	-	Feddersen, Lucas at Murray State (Mar 11, 2014)

Fielding

Putouts:	15	-	Burgess, Matt vs UALR (Mar 15, 2014)
Assists:	7	-	Feddersen, Lucas vs UALR (Mar 15, 2014)
Errors:	2	-	Schrimpf, Joe vs Illinois State (Feb 21, 2014)
	2	-	George, Zach vs Illinois State (Feb 23, 2014)
Passed balls:	2	-	Hardie, Tyler vs Illinois State (Feb 22, 2014)

Pitching

Innings pitched:	7.0	-	Owen, David vs UALR (Mar 14, 2014)
	7.0	-	Wallace, Bradley vs Texas State (Mar 30, 2014)
Runs allowed:	6	-	Owen, David vs Illinois State (Feb 23, 2014)
	6	-	Wallace, Bradley vs Creighton (Mar 08, 2014)
	6	-	Wallace, Bradley at UT Arlington (Mar 23, 2014)
Earned runs:	6	-	Owen, David vs Illinois State (Feb 23, 2014)
	6	-	Wallace, Bradley at UT Arlington (Mar 23, 2014)
Walks allowed:	5	-	Owen, David at UT Arlington (Mar 21, 2014)
Strikeouts:	10	-	Owen, David at UAB (Mar 02, 2014)
	10	-	Owen, David vs UALR (Mar 14, 2014)
Hits allowed:	9	-	Hawkins, Chandler at UT Arlington (Mar 22, 2014)
Doubles allowed:	3	-	Owen, David vs Illinois State (Feb 23, 2014)
Triples allowed:	1	-	(6 times)
Homers allowed:	2	-	Hawkins, Chandler vs Creighton (Mar 09, 2014)
	2	-	Wallace, Bradley at UT Arlington (Mar 23, 2014)
Wild pitches:	2	-	Lee, Coulton vs Miami (Feb 15, 2014)
Hit batters:	2	-	Owen, David vs Illinois State (Feb 23, 2014)

- 2 - Wallace, Bradley vs Creighton (Mar 08, 2014)
- 2 - Owen, David vs Texas State (Mar 29, 2014)



stAte
Games Summary for Arkansas State (as of Apr 01, 2014)
(All games)



Score by innings	1	2	3	4	5	6	7	8	9	EX	Total
Arkansas State	17	19	32	22	25	5	32	17	6	1	176
Opponents	20	16	12	13	19	16	11	15	4	1	127

Record when ...

Overall	16-13	After 6 leading	13-1
Conference	7-2 trailing	2-11
Non-Conference	9-11 tied	1-1
Home games	12-7	After 7 leading	16-1
Away games	4-6 trailing	0-11
Neutral site	0-0 tied	0-0
Day games	13-9	After 8 leading	16-0
Night games	3-4 trailing	0-12
vs Left starter	6-4 tied	0-0
vs Right starter	10-9		
1-Run games	2-6	Hit 0 home runs	11-12
2-Run games	2-3	... 1 home run	4-1
5+Run games	5-2	... 2+ home runs	1-0
Extra innings	1-1		
Shutouts	2-3	Opponent 0 home runs	11-10
	 1 home run	4-1
	 2+ HRs	1-2
Scoring 0-2 runs	0-6		
..... 3-5 runs	8-6		
..... 6-9 runs	2-1	Made 0 errors	7-9
..... 10+ runs	6-0	... 1 error	5-1
		... 2+ errors	4-3
Opponent 0-2 runs	5-1		
..... 3-5 runs	6-8	Opp. made 0 errors	1-5
..... 6-9 runs	4-4 1 error	6-6
..... 10+ runs	1-0 2+ errors	9-2
Scored in 1st inning	5-3	Out-hit opponent	12-2
Opp. scored in 1st	6-6	Out-hit by opponent	3-8
Scores first	9-4	Hits are tied	1-3
Opp. scores first	7-9		

Record when team scores:

Runs	0	1	2	3	4	5	6	7	8	9	10+
W-L	0-3	0-1	0-2	2-4	2-2	4-0	1-0	0-1	1-0	0-0	6-0

Record when opponent scores:

Runs	0	1	2	3	4	5	6	7	8	9	10+
W-L	2-0	2-0	1-1	5-2	1-3	0-3	0-1	2-2	2-0	0-1	1-0

Record when leading after:

Inn.	1	2	3	4	5	6	7	8
W-L	5-2	8-2	10-1	10-3	13-3	13-1	16-1	16-0

Record when trailing after:

Inn.	1	2	3	4	5	6	7	8
W-L	5-5	3-8	2-10	3-9	0-10	2-11	0-11	0-12

Record when tied after:

Inn.	1	2	3	4	5	6	7	8
W-L	6-6	5-3	4-2	3-1	3-0	1-1	0-0	0-0

Current losing streak: 1
 Longest winning streak: 5
 Longest losing streak: 4

Home attendance : 5006 (15 dates avg = 333)
 Away attendance : 10063 (10 dates avg = 1006)
 Total attendance: 15069 (25 dates avg = 602)



stAte
Miscellaneous Stats for Arkansas State (as of Apr 01, 2014)
(All games)



Multiple Hit Games	2	3	4	5+	Total
28 Burgess, Matt	7	3	-	-	10
8 Levy, Stuart	9	-	-	-	9
4 Feddersen, Lucas	5	3	-	-	8
6 Baker, Austin	4	2	-	1	7
5 Maggio, Zach	6	-	-	-	6
3 Jones, Dustin	2	3	-	-	5
30 Birginske, Derek	4	-	-	-	4
7 George, Zach	3	-	-	-	3
26 Massanelli, C.	1	-	1	-	2
40 Schrimpf, Joe	2	-	-	-	2
25 Hardie, Tyler	-	1	-	-	1
27 Michelotti, Ty	-	-	1	-	1
1 Wilcoxson, Eric	1	-	-	-	1
TEAM	44	12	2	1	59

Multiple RBI Games	2	3	4	5+	Total
28 Burgess, Matt	1	5	1	-	7
6 Baker, Austin	5	1	-	1	7
4 Feddersen, Lucas	1	2	-	-	3
40 Schrimpf, Joe	3	-	-	-	3
8 Levy, Stuart	3	-	-	-	3
3 Jones, Dustin	2	1	-	-	3
25 Hardie, Tyler	1	1	-	-	2
1 Wilcoxson, Eric	1	-	-	-	1
5 Maggio, Zach	1	-	-	-	1
11 Fitzpatrick, Kevin	1	-	-	-	1
30 Birginske, Derek	1	-	-	-	1
27 Michelotti, Ty	1	-	-	-	1
35 Nickle, Brett	1	-	-	-	1
TEAM	22	10	1	1	34

Hitting Streaks	Longest	Current
7 George, Zach	10	10
4 Feddersen, Lucas	10	-
8 Levy, Stuart	9	-
5 Maggio, Zach	7	-
27 Michelotti, Ty	6	-
30 Birginske, Derek	5	-
3 Jones, Dustin	5	1
6 Baker, Austin	5	-
28 Burgess, Matt	4	4
11 Fitzpatrick, Kevin	3	1
40 Schrimpf, Joe	3	-
35 Nickle, Brett	2	-
25 Hardie, Tyler	2	1
39 Ring, Tanner	2	-
26 Massanelli, C.	2	-
1 Wilcoxson, Eric	1	1

Reached Base Streaks	Longest	Current
8 Levy, Stuart	25	-
5 Maggio, Zach	12	-
28 Burgess, Matt	12	12
4 Feddersen, Lucas	12	-
7 George, Zach	10	10
3 Jones, Dustin	9	1
6 Baker, Austin	8	-
11 Fitzpatrick, Kevin	8	8
26 Massanelli, C.	7	-
30 Birginske, Derek	7	-
27 Michelotti, Ty	7	-
40 Schrimpf, Joe	6	1
1 Wilcoxson, Eric	4	4
35 Nickle, Brett	3	-
25 Hardie, Tyler	3	1
39 Ring, Tanner	2	-
10 Brown, Kaleb	1	-



stAte
Miscellaneous Stats for Arkansas State (as of Apr 01, 2014)
(All games)



Starting Lineup By Position
(Team W-L record when starter)

PITCHER:		
24 Wallace, Bradley	7	(4-3)
13 Owen, David	7	(6-1)
14 Hawkins, Chandler	7	(3-4)
15 Gaines, Tanner	3	(2-1)
23 Grantham, Adam	2	(1-1)
30 Birginske, Derek	1	(0-1)
16 Ayers, Bryan	1	(0-1)
20 Croft, Morgan	1	(0-1)
CATCHER:		
8 Levy, Stuart	25	(14-11)
25 Hardie, Tyler	4	(2-2)
FIRST BASE:		
28 Burgess, Matt	23	(13-10)
7 George, Zach	6	(3-3)
SECOND BASE:		
4 Feddersen, Lucas	21	(11-10)
5 Maggio, Zach	5	(3-2)
1 Wilcoxson, Eric	3	(2-1)
THIRD BASE:		
40 Schrimpf, Joe	22	(12-10)
7 George, Zach	4	(2-2)
4 Feddersen, Lucas	3	(2-1)
SHORTSTOP:		
3 Jones, Dustin	29	(16-13)
LEFT FIELD:		
27 Michelotti, Ty	11	(6-5)
26 Massanelli, C.	11	(6-5)
30 Birginske, Derek	7	(4-3)
CENTER FIELD:		
6 Baker, Austin	29	(16-13)
RIGHT FIELD:		
30 Birginske, Derek	14	(7-7)
11 Fitzpatrick, Kevin	12	(6-6)
26 Massanelli, C.	3	(3-0)
DESIGNATED HITTER:		
5 Maggio, Zach	18	(11-7)
28 Burgess, Matt	5	(2-3)
39 Ring, Tanner	2	(1-1)
4 Feddersen, Lucas	2	(1-1)
35 Nickle, Brett	1	(0-1)
27 Michelotti, Ty	1	(1-0)

Starting Lineup By Lineup Spot
(Team W-L record when starter)

LEADOFF:		
5 Maggio, Zach	20	(12-8)
7 George, Zach	3	(2-1)
3 Jones, Dustin	3	(1-2)
27 Michelotti, Ty	1	(1-0)
4 Feddersen, Lucas	1	(0-1)
6 Baker, Austin	1	(0-1)
2ND SPOT:		
6 Baker, Austin	13	(6-7)
4 Feddersen, Lucas	10	(7-3)
7 George, Zach	5	(3-2)
3 Jones, Dustin	1	(0-1)
3RD SPOT:		
6 Baker, Austin	15	(10-5)
4 Feddersen, Lucas	6	(3-3)
8 Levy, Stuart	6	(3-3)
7 George, Zach	2	(0-2)
CLEANUP:		
28 Burgess, Matt	27	(14-13)
8 Levy, Stuart	2	(2-0)
5TH SPOT:		
8 Levy, Stuart	13	(7-6)
30 Birginske, Derek	7	(3-4)
11 Fitzpatrick, Kevin	4	(3-1)
3 Jones, Dustin	2	(1-1)
4 Feddersen, Lucas	1	(1-0)
28 Burgess, Matt	1	(1-0)
39 Ring, Tanner	1	(0-1)
6TH SPOT:		
26 Massanelli, C.	6	(4-2)
27 Michelotti, Ty	6	(4-2)
3 Jones, Dustin	6	(4-2)
30 Birginske, Derek	4	(1-3)
40 Schrimpf, Joe	3	(2-1)
8 Levy, Stuart	2	(1-1)
4 Feddersen, Lucas	2	(0-2)
7TH SPOT:		
40 Schrimpf, Joe	9	(5-4)
30 Birginske, Derek	6	(4-2)
27 Michelotti, Ty	4	(2-2)
3 Jones, Dustin	3	(2-1)
8 Levy, Stuart	2	(1-1)
4 Feddersen, Lucas	2	(0-2)
11 Fitzpatrick, Kevin	2	(1-1)
25 Hardie, Tyler	1	(1-0)
8TH SPOT:		
26 Massanelli, C.	8	(5-3)
30 Birginske, Derek	4	(3-1)
11 Fitzpatrick, Kevin	4	(2-2)
5 Maggio, Zach	3	(2-1)
25 Hardie, Tyler	3	(1-2)
40 Schrimpf, Joe	2	(1-1)
39 Ring, Tanner	1	(1-0)
35 Nickle, Brett	1	(0-1)
27 Michelotti, Ty	1	(0-1)
4 Feddersen, Lucas	1	(1-0)
3 Jones, Dustin	1	(0-1)
9TH SPOT:		
3 Jones, Dustin	13	(8-5)
40 Schrimpf, Joe	8	(4-4)
1 Wilcoxson, Eric	3	(2-1)
4 Feddersen, Lucas	3	(2-1)
11 Fitzpatrick, Kevin	2	(0-2)

stAte
Team Game-by-Game for Arkansas State (as of Apr 01, 2014)
Batting (All games)

Date	Opponent	ab	r	h	rbi	2b	3b	hr	tb	bb	ibb	sb	cs	hbp	sac	sf	gdp	k	po	a	e	lob	avg
Feb 15	MIAMI	28	3	6	3	1	0	0	7	1	0	3	0	1	0	2	1	4	27	9	0	5	.214
Feb 15	MIAMI	41	18	16	15	6	0	0	22	7	0	1	0	3	1	1	0	6	27	10	2	11	.319
Feb 16	MIAMI	38	13	14	10	6	1	0	22	5	0	3	0	3	0	1	0	3	27	14	2	10	.336
Feb 18	ARKANSAS-MONTICEL	33	0	7	0	3	0	0	10	1	0	1	0	0	0	0	0	7	27	6	3	7	.307
Feb 21	ILLINOIS STATE	32	3	7	2	3	1	0	12	6	0	1	0	2	0	0	1	9	27	8	2	10	.291
Feb 22	ILLINOIS STATE	28	2	6	2	0	0	0	6	6	0	1	1	0	4	0	0	6	27	10	0	9	.280
Feb 22	ILLINOIS STATE	27	7	9	7	1	0	0	10	7	0	1	0	1	0	2	2	2	21	9	0	9	.286
Feb 23	ILLINOIS STATE	40	14	15	11	4	0	1	22	6	0	1	0	2	0	1	0	8	27	11	3	11	.300
Feb 25	SEMO	31	8	12	6	2	1	0	16	7	0	1	0	2	2	0	2	3	27	12	0	10	.309
Feb 28	at UAB	30	0	7	0	0	0	0	7	1	0	0	1	0	1	0	1	8	24	7	0	5	.302
Mar 01	at UAB	31	1	5	1	2	0	0	7	3	0	1	0	1	0	0	2	7	24	9	0	7	.290
Mar 02	at UAB	33	5	8	3	1	1	0	11	2	0	0	0	0	3	0	0	6	27	7	1	6	.286
Mar 08	CREIGHTON	34	3	8	3	2	0	0	10	2	0	1	0	2	0	0	0	10	27	13	2	8	.282
Mar 09	CREIGHTON	33	4	9	3	1	0	0	10	7	2	2	0	1	3	0	2	5	27	6	1	13	.281
Mar 10	CREIGHTON	30	6	9	6	2	0	0	11	5	0	4	2	1	0	0	0	4	27	8	0	6	.282
Mar 11	at Murray State	46	27	19	21	4	1	3	34	13	0	4	0	8	1	3	0	9	27	12	0	17	.293
*Mar 14	UALR	28	3	5	2	1	1	0	8	1	0	3	0	1	0	0	0	6	27	12	1	3	.288
*Mar 15	UALR	33	5	10	5	1	0	0	11	1	0	2	0	1	0	0	1	2	27	9	0	6	.289
*Mar 15	UALR	47	4	12	3	0	0	0	12	5	2	0	0	2	3	1	1	8	42	16	1	14	.286
Mar 19	at Ole Miss	33	3	8	2	0	0	0	8	3	0	3	0	0	1	0	0	11	24	11	0	7	.284
*Mar 21	at UT Arlington	38	5	11	4	2	0	0	13	5	0	0	0	1	0	0	0	6	27	10	1	12	.284
*Mar 22	at UT Arlington	32	2	7	2	2	0	1	12	7	0	1	0	1	0	0	1	8	24	9	0	11	.282
*Mar 23	at UT Arlington	39	14	12	11	1	2	0	17	7	0	1	0	2	0	1	0	7	27	5	2	8	.283
Mar 25	MEMPHIS	36	10	12	9	4	0	1	19	6	0	2	0	0	0	2	0	6	27	11	1	10	.285
Mar 26	at Missouri State	32	4	6	3	2	0	0	8	3	0	0	0	3	0	1	0	6	24	11	0	8	.281
*Mar 29	TEXAS STATE	44	3	10	2	1	0	0	11	6	2	0	2	1	0	1	0	5	36	15	0	13	.279
*Mar 29	TEXAS STATE	32	5	11	4	1	0	1	15	1	0	1	1	1	1	0	0	11	27	11	0	6	.281
*Mar 30	TEXAS STATE	28	4	8	3	2	0	1	13	2	0	1	1	2	0	0	0	5	27	10	0	4	.281
Apr 01	at SEMO	31	0	4	0	1	0	0	5	0	0	0	0	1	0	0	0	11	24	6	0	5	.276
Totals		988	176	273	143	56	8	8	369	126	6	39	8	43	20	16	14	189	783	287	22	251	.276

stAte
Team Game-by-Game for Arkansas State (as of Apr 01, 2014)
Pitching (All games)

Date	Opponent	ip	h	r	er	bb	so	2b	3b	hr	wp	bk	hbp	dp	ibb	score	w-l	sv	era
Feb 15	MIAMI	9.0	7	0	0	5	9	2	0	0	1	0	0	2	0	3-0	1-0	1	0.00
Feb 15	MIAMI	9.0	12	8	7	4	11	2	0	0	2	0	1	0	0	18-8	2-0	1	3.50
Feb 16	MIAMI	9.0	7	3	2	1	4	1	0	0	0	0	1	1	0	13-3	3-0	1	3.00
Feb 18	ARKANSAS-MONTICEL	9.0	4	2	1	3	6	1	0	0	1	0	1	1	0	0-2	3-1	1	2.50
Feb 21	ILLINOIS STATE	9.0	8	4	4	2	11	1	0	0	0	0	0	0	0	3-4	3-2	1	2.80
Feb 22	ILLINOIS STATE	9.0	8	3	3	5	10	2	0	0	0	0	1	1	0	2-3	3-3	1	2.83
Feb 22	ILLINOIS STATE	7.0	15	9	9	1	5	1	0	0	0	0	1	1	0	7-9	3-4	1	3.84
Feb 23	ILLINOIS STATE	9.0	12	8	7	5	4	5	1	1	0	0	2	1	0	14-8	4-4	1	4.24
Feb 25	SEMO	9.0	11	3	3	2	8	1	0	0	2	0	0	1	0	8-3	5-4	1	4.10
Feb 28	at UAB	8.0	11	5	5	9	6	1	0	0	1	0	1	0	0	0-5	5-5	1	4.24
Mar 01	at UAB	8.0	9	3	3	5	6	1	0	0	0	0	1	0	0	1-3	5-6	1	4.17
Mar 02	at UAB	9.0	6	3	2	4	12	1	1	0	0	0	1	1	0	5-3	6-6	2	3.98
Mar 08	CREIGHTON	9.0	8	7	6	4	6	2	1	0	2	0	2	0	0	3-7	6-7	2	4.14
Mar 09	CREIGHTON	9.0	6	5	5	2	7	1	0	2	0	0	0	0	0	4-5	6-8	2	4.20
Mar 10	CREIGHTON	9.0	2	2	2	3	7	0	0	0	0	0	0	0	0	6-2	7-8	2	4.05
Mar 11	at Murray State	9.0	10	7	7	6	7	2	0	1	1	0	1	2	0	27-7	8-8	2	4.24
*Mar 14	UALR	9.0	6	0	0	1	11	1	0	0	0	0	0	1	0	3-0	9-8	3	3.99
*Mar 15	UALR	9.0	10	3	3	0	7	1	1	1	0	0	0	0	0	5-3	10-8	4	3.93
*Mar 15	UALR	14.0	11	3	3	3	8	1	0	1	1	0	2	1	1	4-3	11-8	4	3.77
Mar 19	at Ole Miss	8.0	8	4	4	3	4	0	0	0	0	0	0	1	0	3-4	11-9	4	3.80
*Mar 21	at UT Arlington	9.0	6	1	1	6	8	1	0	0	0	0	1	2	0	5-1	12-9	4	3.67
*Mar 22	at UT Arlington	8.0	16	6	6	1	4	2	0	2	1	0	1	0	1	2-6	12-10	4	3.79
*Mar 23	at UT Arlington	9.0	14	10	9	5	2	1	1	3	0	0	0	1	0	14-10	13-10	5	4.02
Mar 25	MEMPHIS	9.0	9	7	6	2	7	1	0	0	0	0	0	0	0	10-7	14-10	5	4.10
Mar 26	at Missouri State	8.0	6	5	5	0	6	1	0	1	1	0	1	2	0	4-5	14-11	5	4.16
*Mar 29	TEXAS STATE	12.0	12	4	4	5	7	4	0	0	0	0	2	0	0	3-4	14-12	5	4.10
*Mar 29	TEXAS STATE	9.0	9	4	4	1	8	1	1	0	0	0	1	1	0	5-4	15-12	6	4.09
*Mar 30	TEXAS STATE	9.0	7	1	1	2	5	1	0	0	0	0	0	0	0	4-1	16-12	6	3.98
Apr 01	at SEMO	8.0	11	7	7	5	4	1	0	0	1	0	0	2	0	0-7	16-13	6	4.10
Totals		261.0	261	127	119	95	200	40	6	12	14	0	21	22	2	176-127	16-13	6	4.10



stAte
Batting Leaders for Arkansas State (as of Apr 01, 2014)
(All games)



Hitting minimums - 75% of Games 2.0 AB/Game 3.0 TPA/Game
 Pitching minimums - 1 Games 1.0 IP/Game

Batting avg		Slugging pct		On base pct	
1. 8 Levy, Stuart	.305	1. 6 Baker, Austin	.536	1. 6 Baker, Austin	.409
2. 28 Burgess, Matt	.304	2. 8 Levy, Stuart	.432	2. 8 Levy, Stuart	.400
3. 6 Baker, Austin	.291	3. 28 Burgess, Matt	.411	3. 28 Burgess, Matt	.380
4. 4 Feddersen, Lucas	.290	4. 3 Jones, Dustin	.347	4. 5 Maggio, Zach	.362
5. 5 Maggio, Zach	.261	5. 5 Maggio, Zach	.318	5. 3 Jones, Dustin	.347
Runs scored		Hits		Runs batted in	
1. 6 Baker, Austin	28	1. 28 Burgess, Matt	34	1. 28 Burgess, Matt	30
2. 3 Jones, Dustin	20	2. 6 Baker, Austin	32	2. 6 Baker, Austin	24
3. 5 Maggio, Zach	18	3. 4 Feddersen, Lucas	31	3. 4 Feddersen, Lucas	16
4. 28 Burgess, Matt	16	4. 8 Levy, Stuart	29	4. 8 Levy, Stuart	11
5. 2 tied at.....	15	5. 3 Jones, Dustin	25	3 Jones, Dustin	11
Doubles		Triples		Home runs	
1. 8 Levy, Stuart	10	1. 6 Baker, Austin	4	1. 6 Baker, Austin	5
2. 3 Jones, Dustin	8	2. 27 Michelotti, Ty	1	2. 28 Burgess, Matt	2
3. 28 Burgess, Matt	6	40 Schrimpf, Joe	1	3. 1 Wilcoxson, Eric	1
4. 5 Maggio, Zach	5	8 Levy, Stuart	1		
5. 3 tied at.....	4	3 Jones, Dustin	1		
Total bases		Walks		Hit by pitch	
1. 6 Baker, Austin	59	1. 6 Baker, Austin	20	1. 40 Schrimpf, Joe	7
2. 28 Burgess, Matt	46	2. 28 Burgess, Matt	13	2. 5 Maggio, Zach	5
3. 8 Levy, Stuart	41	8 Levy, Stuart	13	3. 6 Baker, Austin	4
4. 3 Jones, Dustin	35	4. 3 Jones, Dustin	12	3 Jones, Dustin	4
5. 4 Feddersen, Lucas	34	5. 2 tied at.....	10	5. 4 tied at.....	3
Sac bunts		Sac flies		Stolen bases	
1. 4 Feddersen, Lucas	5	1. 6 Baker, Austin	3	1. 6 Baker, Austin	9
2. 3 Jones, Dustin	4	2. 28 Burgess, Matt	2	2. 4 Feddersen, Lucas	7
3. 5 tied at.....	2	4 Feddersen, Lucas	2	3. 5 Maggio, Zach	5
		40 Schrimpf, Joe	2	4. 27 Michelotti, Ty	4
		5 Maggio, Zach	2	3 Jones, Dustin	4
Caught stealing		Steal attempts		Stolen base pct	
1. 8 Levy, Stuart	2	1. 6 Baker, Austin	9	1. 28 Burgess, Matt	1.000
5 Maggio, Zach	2	2. 4 Feddersen, Lucas	8	6 Baker, Austin	1.000
3. 4 tied at.....	1	3. 5 Maggio, Zach	7	3. 4 Feddersen, Lucas	.875
		4. 3 Jones, Dustin	5	4. 3 Jones, Dustin	.800
		5. 27 Michelotti, Ty	4	5. 5 Maggio, Zach	.714
Strikeouts		Grounded into DP		Total plate appearances	
1. 28 Burgess, Matt	28	1. 40 Schrimpf, Joe	3	1. 6 Baker, Austin	139
2. 3 Jones, Dustin	23	2. 8 Levy, Stuart	2	2. 28 Burgess, Matt	129
3. 40 Schrimpf, Joe	19	28 Burgess, Matt	2	3. 4 Feddersen, Lucas	122
6 Baker, Austin	19	4 Feddersen, Lucas	2	3 Jones, Dustin	122
8 Levy, Stuart	19	5. 5 tied at.....	1	5. 8 Levy, Stuart	111
At bats		Games played		Game starts	
1. 28 Burgess, Matt	112	1. 6 Baker, Austin	29	1. 6 Baker, Austin	29
2. 6 Baker, Austin	110	3 Jones, Dustin	29	3 Jones, Dustin	29
3. 4 Feddersen, Lucas	107	4 Feddersen, Lucas	29	3. 28 Burgess, Matt	28
4. 3 Jones, Dustin	101	4. 28 Burgess, Matt	28	4. 4 Feddersen, Lucas	26
5. 8 Levy, Stuart	95	5. 5 Maggio, Zach	27	5. 8 Levy, Stuart	25
Games as sub					
1. 10 Brown, Kaleb	16				
2. 11 Fitzpatrick, Kevin	10				
3. 1 Wilcoxson, Eric	9				
27 Michelotti, Ty	9				
35 Nickle, Brett	9				



stAte
Pitching Leaders for Arkansas State (as of Apr 01, 2014)
(All games)



Hitting minimums - 75% of Games 2.0 AB/Game 3.0 TPA/Game
 Pitching minimums - 1 Games 1.0 IP/Game

<table border="0"> <thead> <tr><th colspan="2">Earned run avg</th></tr> </thead> <tbody> <tr><td>1. 13 Owen, David</td><td>3.22</td></tr> <tr><td>2. 14 Hawkins, Chandler</td><td>4.84</td></tr> <tr><td>3. 24 Wallace, Bradley</td><td>5.17</td></tr> </tbody> </table>	Earned run avg		1. 13 Owen, David	3.22	2. 14 Hawkins, Chandler	4.84	3. 24 Wallace, Bradley	5.17	<table border="0"> <thead> <tr><th colspan="2">Opposing bat avg</th></tr> </thead> <tbody> <tr><td>1. 13 Owen, David</td><td>.239</td></tr> <tr><td>2. 14 Hawkins, Chandler</td><td>.295</td></tr> <tr><td>3. 24 Wallace, Bradley</td><td>.298</td></tr> </tbody> </table>	Opposing bat avg		1. 13 Owen, David	.239	2. 14 Hawkins, Chandler	.295	3. 24 Wallace, Bradley	.298	<table border="0"> <thead> <tr><th colspan="2">Won-loss pct</th></tr> </thead> <tbody> <tr><td>1. 13 Owen, David</td><td>1.000</td></tr> <tr><td>2. 14 Hawkins, Chandler</td><td>.400</td></tr> <tr><td>24 Wallace, Bradley</td><td>.400</td></tr> </tbody> </table>	Won-loss pct		1. 13 Owen, David	1.000	2. 14 Hawkins, Chandler	.400	24 Wallace, Bradley	.400												
Earned run avg																																						
1. 13 Owen, David	3.22																																					
2. 14 Hawkins, Chandler	4.84																																					
3. 24 Wallace, Bradley	5.17																																					
Opposing bat avg																																						
1. 13 Owen, David	.239																																					
2. 14 Hawkins, Chandler	.295																																					
3. 24 Wallace, Bradley	.298																																					
Won-loss pct																																						
1. 13 Owen, David	1.000																																					
2. 14 Hawkins, Chandler	.400																																					
24 Wallace, Bradley	.400																																					
<table border="0"> <thead> <tr><th colspan="2">Wins</th></tr> </thead> <tbody> <tr><td>1. 13 Owen, David</td><td>4</td></tr> <tr><td>2. 5 tied at.....</td><td>2</td></tr> </tbody> </table>	Wins		1. 13 Owen, David	4	2. 5 tied at.....	2	<table border="0"> <thead> <tr><th colspan="2">Losses</th></tr> </thead> <tbody> <tr><td>1. 14 Hawkins, Chandler</td><td>3</td></tr> <tr><td>24 Wallace, Bradley</td><td>3</td></tr> <tr><td>3. 7 tied at.....</td><td>1</td></tr> </tbody> </table>	Losses		1. 14 Hawkins, Chandler	3	24 Wallace, Bradley	3	3. 7 tied at.....	1	<table border="0"> <thead> <tr><th colspan="2">Saves</th></tr> </thead> <tbody> <tr><td>1. 20 Croft, Morgan</td><td>4</td></tr> <tr><td>2. 23 Grantham, Adam</td><td>1</td></tr> <tr><td>34 Kibler, Colton</td><td>1</td></tr> </tbody> </table>	Saves		1. 20 Croft, Morgan	4	2. 23 Grantham, Adam	1	34 Kibler, Colton	1														
Wins																																						
1. 13 Owen, David	4																																					
2. 5 tied at.....	2																																					
Losses																																						
1. 14 Hawkins, Chandler	3																																					
24 Wallace, Bradley	3																																					
3. 7 tied at.....	1																																					
Saves																																						
1. 20 Croft, Morgan	4																																					
2. 23 Grantham, Adam	1																																					
34 Kibler, Colton	1																																					
<table border="0"> <thead> <tr><th colspan="2">Innings pitched</th></tr> </thead> <tbody> <tr><td>1. 13 Owen, David</td><td>36.1</td></tr> <tr><td>2. 14 Hawkins, Chandler</td><td>35.1</td></tr> <tr><td>3. 24 Wallace, Bradley</td><td>31.1</td></tr> </tbody> </table>	Innings pitched		1. 13 Owen, David	36.1	2. 14 Hawkins, Chandler	35.1	3. 24 Wallace, Bradley	31.1	<table border="0"> <thead> <tr><th colspan="2">Batters struck out</th></tr> </thead> <tbody> <tr><td>1. 13 Owen, David</td><td>35</td></tr> <tr><td>2. 14 Hawkins, Chandler</td><td>32</td></tr> <tr><td>3. 24 Wallace, Bradley</td><td>25</td></tr> <tr><td>4. 20 Croft, Morgan</td><td>18</td></tr> <tr><td>5. 34 Kibler, Colton</td><td>16</td></tr> </tbody> </table>	Batters struck out		1. 13 Owen, David	35	2. 14 Hawkins, Chandler	32	3. 24 Wallace, Bradley	25	4. 20 Croft, Morgan	18	5. 34 Kibler, Colton	16	<table border="0"> <thead> <tr><th colspan="2">Appearances</th></tr> </thead> <tbody> <tr><td>1. 34 Kibler, Colton</td><td>16</td></tr> <tr><td>2. 18 Woodhouse, Cody</td><td>12</td></tr> <tr><td>3. 17 Lee, Coulton</td><td>11</td></tr> <tr><td>20 Croft, Morgan</td><td>11</td></tr> <tr><td>5. 36 Zuber, Tyler</td><td>10</td></tr> </tbody> </table>	Appearances		1. 34 Kibler, Colton	16	2. 18 Woodhouse, Cody	12	3. 17 Lee, Coulton	11	20 Croft, Morgan	11	5. 36 Zuber, Tyler	10				
Innings pitched																																						
1. 13 Owen, David	36.1																																					
2. 14 Hawkins, Chandler	35.1																																					
3. 24 Wallace, Bradley	31.1																																					
Batters struck out																																						
1. 13 Owen, David	35																																					
2. 14 Hawkins, Chandler	32																																					
3. 24 Wallace, Bradley	25																																					
4. 20 Croft, Morgan	18																																					
5. 34 Kibler, Colton	16																																					
Appearances																																						
1. 34 Kibler, Colton	16																																					
2. 18 Woodhouse, Cody	12																																					
3. 17 Lee, Coulton	11																																					
20 Croft, Morgan	11																																					
5. 36 Zuber, Tyler	10																																					
<table border="0"> <thead> <tr><th colspan="2">Games started</th></tr> </thead> <tbody> <tr><td>1. 24 Wallace, Bradley</td><td>7</td></tr> <tr><td>14 Hawkins, Chandler</td><td>7</td></tr> <tr><td>13 Owen, David</td><td>7</td></tr> <tr><td>4. 15 Gaines, Tanner</td><td>3</td></tr> <tr><td>5. 23 Grantham, Adam</td><td>2</td></tr> </tbody> </table>	Games started		1. 24 Wallace, Bradley	7	14 Hawkins, Chandler	7	13 Owen, David	7	4. 15 Gaines, Tanner	3	5. 23 Grantham, Adam	2	<table border="0"> <thead> <tr><th colspan="2">Games finished</th></tr> </thead> <tbody> <tr><td>1. 20 Croft, Morgan</td><td>8</td></tr> <tr><td>2. 16 Ayers, Bryan</td><td>4</td></tr> <tr><td>36 Zuber, Tyler</td><td>4</td></tr> <tr><td>4. 18 Woodhouse, Cody</td><td>3</td></tr> <tr><td>23 Grantham, Adam</td><td>3</td></tr> </tbody> </table>	Games finished		1. 20 Croft, Morgan	8	2. 16 Ayers, Bryan	4	36 Zuber, Tyler	4	4. 18 Woodhouse, Cody	3	23 Grantham, Adam	3	<table border="0"> <thead> <tr><th colspan="2">Games in relief</th></tr> </thead> <tbody> <tr><td>1. 34 Kibler, Colton</td><td>16</td></tr> <tr><td>2. 18 Woodhouse, Cody</td><td>12</td></tr> <tr><td>3. 17 Lee, Coulton</td><td>11</td></tr> <tr><td>4. 20 Croft, Morgan</td><td>10</td></tr> <tr><td>36 Zuber, Tyler</td><td>10</td></tr> </tbody> </table>	Games in relief		1. 34 Kibler, Colton	16	2. 18 Woodhouse, Cody	12	3. 17 Lee, Coulton	11	4. 20 Croft, Morgan	10	36 Zuber, Tyler	10
Games started																																						
1. 24 Wallace, Bradley	7																																					
14 Hawkins, Chandler	7																																					
13 Owen, David	7																																					
4. 15 Gaines, Tanner	3																																					
5. 23 Grantham, Adam	2																																					
Games finished																																						
1. 20 Croft, Morgan	8																																					
2. 16 Ayers, Bryan	4																																					
36 Zuber, Tyler	4																																					
4. 18 Woodhouse, Cody	3																																					
23 Grantham, Adam	3																																					
Games in relief																																						
1. 34 Kibler, Colton	16																																					
2. 18 Woodhouse, Cody	12																																					
3. 17 Lee, Coulton	11																																					
4. 20 Croft, Morgan	10																																					
36 Zuber, Tyler	10																																					
<table border="0"> <thead> <tr><th colspan="2">Wild pitches</th></tr> </thead> <tbody> <tr><td>1. 23 Grantham, Adam</td><td>3</td></tr> <tr><td>2. 17 Lee, Coulton</td><td>2</td></tr> <tr><td>36 Zuber, Tyler</td><td>2</td></tr> <tr><td>4. 7 tied at.....</td><td>1</td></tr> </tbody> </table>	Wild pitches		1. 23 Grantham, Adam	3	2. 17 Lee, Coulton	2	36 Zuber, Tyler	2	4. 7 tied at.....	1	<table border="0"> <thead> <tr><th colspan="2">Balks</th></tr> </thead> <tbody> </tbody> </table>	Balks		<table border="0"> <thead> <tr><th colspan="2">Hit batters</th></tr> </thead> <tbody> <tr><td>1. 13 Owen, David</td><td>7</td></tr> <tr><td>2. 24 Wallace, Bradley</td><td>3</td></tr> <tr><td>23 Grantham, Adam</td><td>3</td></tr> <tr><td>14 Hawkins, Chandler</td><td>3</td></tr> <tr><td>5. 2 tied at.....</td><td>2</td></tr> </tbody> </table>	Hit batters		1. 13 Owen, David	7	2. 24 Wallace, Bradley	3	23 Grantham, Adam	3	14 Hawkins, Chandler	3	5. 2 tied at.....	2												
Wild pitches																																						
1. 23 Grantham, Adam	3																																					
2. 17 Lee, Coulton	2																																					
36 Zuber, Tyler	2																																					
4. 7 tied at.....	1																																					
Balks																																						
Hit batters																																						
1. 13 Owen, David	7																																					
2. 24 Wallace, Bradley	3																																					
23 Grantham, Adam	3																																					
14 Hawkins, Chandler	3																																					
5. 2 tied at.....	2																																					
<table border="0"> <thead> <tr><th colspan="2">Intentional BB allowed</th></tr> </thead> <tbody> <tr><td>1. 34 Kibler, Colton</td><td>1</td></tr> <tr><td>18 Woodhouse, Cody</td><td>1</td></tr> </tbody> </table>	Intentional BB allowed		1. 34 Kibler, Colton	1	18 Woodhouse, Cody	1	<table border="0"> <thead> <tr><th colspan="2">Runners picked off</th></tr> </thead> <tbody> <tr><td>1. 36 Zuber, Tyler</td><td>1</td></tr> <tr><td>24 Wallace, Bradley</td><td>1</td></tr> <tr><td>8 Levy, Stuart</td><td>1</td></tr> </tbody> </table>	Runners picked off		1. 36 Zuber, Tyler	1	24 Wallace, Bradley	1	8 Levy, Stuart	1	<table border="0"> <thead> <tr><th colspan="2">Batters SO out looking</th></tr> </thead> <tbody> <tr><td>1. 13 Owen, David</td><td>16</td></tr> <tr><td>14 Hawkins, Chandler</td><td>16</td></tr> <tr><td>3. 24 Wallace, Bradley</td><td>10</td></tr> <tr><td>4. 18 Woodhouse, Cody</td><td>9</td></tr> <tr><td>5. 2 tied at.....</td><td>6</td></tr> </tbody> </table>	Batters SO out looking		1. 13 Owen, David	16	14 Hawkins, Chandler	16	3. 24 Wallace, Bradley	10	4. 18 Woodhouse, Cody	9	5. 2 tied at.....	6										
Intentional BB allowed																																						
1. 34 Kibler, Colton	1																																					
18 Woodhouse, Cody	1																																					
Runners picked off																																						
1. 36 Zuber, Tyler	1																																					
24 Wallace, Bradley	1																																					
8 Levy, Stuart	1																																					
Batters SO out looking																																						
1. 13 Owen, David	16																																					
14 Hawkins, Chandler	16																																					
3. 24 Wallace, Bradley	10																																					
4. 18 Woodhouse, Cody	9																																					
5. 2 tied at.....	6																																					
<table border="0"> <thead> <tr><th colspan="2">Sac bunts allowed</th></tr> </thead> <tbody> <tr><td>1. 24 Wallace, Bradley</td><td>4</td></tr> <tr><td>18 Woodhouse, Cody</td><td>4</td></tr> <tr><td>3. 13 Owen, David</td><td>2</td></tr> <tr><td>15 Gaines, Tanner</td><td>2</td></tr> <tr><td>5. 5 tied at.....</td><td>1</td></tr> </tbody> </table>	Sac bunts allowed		1. 24 Wallace, Bradley	4	18 Woodhouse, Cody	4	3. 13 Owen, David	2	15 Gaines, Tanner	2	5. 5 tied at.....	1	<table border="0"> <thead> <tr><th colspan="2">Sac flies allowed</th></tr> </thead> <tbody> <tr><td>1. 24 Wallace, Bradley</td><td>1</td></tr> <tr><td>33 Neighbors, J.C.</td><td>1</td></tr> <tr><td>15 Gaines, Tanner</td><td>1</td></tr> <tr><td>36 Zuber, Tyler</td><td>1</td></tr> </tbody> </table>	Sac flies allowed		1. 24 Wallace, Bradley	1	33 Neighbors, J.C.	1	15 Gaines, Tanner	1	36 Zuber, Tyler	1	<table border="0"> <thead> <tr><th colspan="2">Hits allowed</th></tr> </thead> <tbody> <tr><td>1. 13 Owen, David</td><td>33</td></tr> <tr><td>2. 24 Wallace, Bradley</td><td>37</td></tr> <tr><td>3. 14 Hawkins, Chandler</td><td>43</td></tr> </tbody> </table>	Hits allowed		1. 13 Owen, David	33	2. 24 Wallace, Bradley	37	3. 14 Hawkins, Chandler	43						
Sac bunts allowed																																						
1. 24 Wallace, Bradley	4																																					
18 Woodhouse, Cody	4																																					
3. 13 Owen, David	2																																					
15 Gaines, Tanner	2																																					
5. 5 tied at.....	1																																					
Sac flies allowed																																						
1. 24 Wallace, Bradley	1																																					
33 Neighbors, J.C.	1																																					
15 Gaines, Tanner	1																																					
36 Zuber, Tyler	1																																					
Hits allowed																																						
1. 13 Owen, David	33																																					
2. 24 Wallace, Bradley	37																																					
3. 14 Hawkins, Chandler	43																																					
<table border="0"> <thead> <tr><th colspan="2">Runs allowed</th></tr> </thead> <tbody> <tr><td>1. 13 Owen, David</td><td>15</td></tr> <tr><td>2. 24 Wallace, Bradley</td><td>19</td></tr> <tr><td>14 Hawkins, Chandler</td><td>19</td></tr> </tbody> </table>	Runs allowed		1. 13 Owen, David	15	2. 24 Wallace, Bradley	19	14 Hawkins, Chandler	19	<table border="0"> <thead> <tr><th colspan="2">Earned runs allowed</th></tr> </thead> <tbody> <tr><td>1. 13 Owen, David</td><td>13</td></tr> <tr><td>2. 24 Wallace, Bradley</td><td>18</td></tr> <tr><td>3. 14 Hawkins, Chandler</td><td>19</td></tr> </tbody> </table>	Earned runs allowed		1. 13 Owen, David	13	2. 24 Wallace, Bradley	18	3. 14 Hawkins, Chandler	19	<table border="0"> <thead> <tr><th colspan="2">Walks allowed</th></tr> </thead> <tbody> <tr><td>1. 14 Hawkins, Chandler</td><td>8</td></tr> <tr><td>2. 24 Wallace, Bradley</td><td>13</td></tr> <tr><td>3. 13 Owen, David</td><td>14</td></tr> </tbody> </table>	Walks allowed		1. 14 Hawkins, Chandler	8	2. 24 Wallace, Bradley	13	3. 13 Owen, David	14												
Runs allowed																																						
1. 13 Owen, David	15																																					
2. 24 Wallace, Bradley	19																																					
14 Hawkins, Chandler	19																																					
Earned runs allowed																																						
1. 13 Owen, David	13																																					
2. 24 Wallace, Bradley	18																																					
3. 14 Hawkins, Chandler	19																																					
Walks allowed																																						
1. 14 Hawkins, Chandler	8																																					
2. 24 Wallace, Bradley	13																																					
3. 13 Owen, David	14																																					
<table border="0"> <thead> <tr><th colspan="2">Doubles allowed</th></tr> </thead> <tbody> <tr><td>1. 14 Hawkins, Chandler</td><td>4</td></tr> <tr><td>2. 24 Wallace, Bradley</td><td>5</td></tr> <tr><td>3. 13 Owen, David</td><td>7</td></tr> </tbody> </table>	Doubles allowed		1. 14 Hawkins, Chandler	4	2. 24 Wallace, Bradley	5	3. 13 Owen, David	7	<table border="0"> <thead> <tr><th colspan="2">Triples allowed</th></tr> </thead> <tbody> <tr><td>1. 14 Hawkins, Chandler</td><td>1</td></tr> <tr><td>2. 24 Wallace, Bradley</td><td>2</td></tr> <tr><td>13 Owen, David</td><td>2</td></tr> </tbody> </table>	Triples allowed		1. 14 Hawkins, Chandler	1	2. 24 Wallace, Bradley	2	13 Owen, David	2	<table border="0"> <thead> <tr><th colspan="2">Home runs allowed</th></tr> </thead> <tbody> <tr><td>1. 13 Owen, David</td><td>1</td></tr> <tr><td>2. 24 Wallace, Bradley</td><td>3</td></tr> <tr><td>3. 14 Hawkins, Chandler</td><td>4</td></tr> </tbody> </table>	Home runs allowed		1. 13 Owen, David	1	2. 24 Wallace, Bradley	3	3. 14 Hawkins, Chandler	4												
Doubles allowed																																						
1. 14 Hawkins, Chandler	4																																					
2. 24 Wallace, Bradley	5																																					
3. 13 Owen, David	7																																					
Triples allowed																																						
1. 14 Hawkins, Chandler	1																																					
2. 24 Wallace, Bradley	2																																					
13 Owen, David	2																																					
Home runs allowed																																						
1. 13 Owen, David	1																																					
2. 24 Wallace, Bradley	3																																					
3. 14 Hawkins, Chandler	4																																					



stAte
Fielding Leaders for Arkansas State (as of Apr 01, 2014)
(All games)



Hitting minimums - 75% of Games
 Pitching minimums - 1 Games 1.0 IP/Game

Fielding pct		Chances		Putouts	
1. 28 Burgess, Matt	1.000	1. 28 Burgess, Matt	202	1. 28 Burgess, Matt	195
8 Levy, Stuart	1.000	2. 8 Levy, Stuart	195	2. 8 Levy, Stuart	174
5 Maggio, Zach	1.000	3. 3 Jones, Dustin	150	3. 6 Baker, Austin	82
4. 4 Feddersen, Lucas	.981	4. 4 Feddersen, Lucas	103	4. 3 Jones, Dustin	50
5. 30 Birginske, Derek	.979	5. 6 Baker, Austin	86	5. 30 Birginske, Derek	43
Assists		Errors		Fielding double plays	
1. 3 Jones, Dustin	94	1. 3 Jones, Dustin	6	1. 3 Jones, Dustin	18
2. 4 Feddersen, Lucas	62	2. 26 Massanelli, C.	3	2. 28 Burgess, Matt	14
3. 40 Schrimpf, Joe	27	40 Schrimpf, Joe	3	3. 4 Feddersen, Lucas	12
4. 8 Levy, Stuart	21	4. 3 tied at.....	2	4. 7 George, Zach	4
5. 7 George, Zach	12			1 Wilcoxson, Eric	4
Stolen bases against		Caught stealing by		Steal attempts against	
1. 8 Levy, Stuart	23	1. 8 Levy, Stuart	12	1. 8 Levy, Stuart	35
2. 15 Gaines, Tanner	8	2. 15 Gaines, Tanner	3	2. 15 Gaines, Tanner	11
13 Owen, David	8	3. 16 Ayers, Bryan	2	3. 13 Owen, David	8
4. 24 Wallace, Bradley	3	20 Croft, Morgan	2	4. 24 Wallace, Bradley	4
5. 3 tied at.....	2	34 Kibler, Colton	2	5. 3 tied at.....	3
Passed balls		Catchers interference			
1. 8 Levy, Stuart	4				
25 Hardie, Tyler	4				



stAte
Overall Statistics for Arkansas State (as of Apr 01, 2014)
(All games Sorted by Batting avg)



Record: 16-13 Home: 12-7 Away: 4-6 Sun Belt: 7-2

Player	avg	gp-gs	ab	r	h	2b	3b	hr	rbi	tb	slg%	bb	hp	so	gdp	ob%	sf	sh	sb-att	po	a	e	fld%
8 Levy, Stuart	.305	26-25	95	6	29	10	1	0	11	41	.432	13	2	19	2	.400	0	1	1-3	174	21	0	1.000
28 Burgess, Matt	.304	28-28	112	16	34	6	0	2	30	46	.411	13	2	28	2	.380	2	0	1-1	195	7	0	1.000
6 Baker, Austin	.291	29-29	110	28	32	4	4	5	24	59	.536	20	4	19	1	.409	3	2	9-9	82	2	2	.977
4 Feddersen, Lucas	.290	29-26	107	15	31	3	0	0	16	34	.318	6	2	14	2	.333	2	5	7-8	39	62	2	.981
5 Maggio, Zach	.261	27-23	88	18	23	5	0	0	9	28	.318	10	5	11	1	.362	2	2	5-7	12	11	0	1.000
3 Jones, Dustin	.248	29-29	101	20	25	8	1	0	11	35	.347	12	4	23	0	.347	1	4	4-5	50	94	6	.960
40 Schrimpf, Joe	.173	25-22	75	15	13	3	1	0	9	18	.240	6	7	19	3	.289	2	2	1-2	23	27	3	.943

35 Nickle, Brett	.417	10-1	12	2	5	1	0	0	2	6	.500	0	1	6	0	.462	0	0	0-0	0	0	0	.000
25 Hardie, Tyler	.385	5-4	13	3	5	1	0	0	5	6	.462	5	3	2	0	.619	0	0	0-0	25	3	0	1.000
7 George, Zach	.382	10-10	34	13	13	4	0	0	3	17	.500	10	2	5	0	.532	1	0	3-3	37	12	2	.961
1 Wilcoxson, Eric	.333	12-3	12	3	4	2	0	1	4	9	.750	6	1	2	0	.550	1	0	0-0	8	11	0	1.000
27 Michelotti, Ty	.300	21-12	50	7	15	1	1	0	3	18	.360	3	0	7	1	.340	0	2	4-4	30	0	0	1.000
26 Massanelli, C.	.275	20-14	51	9	14	2	0	0	5	16	.314	8	3	10	0	.397	1	0	1-2	22	1	3	.885
30 Birginske, Derek	.273	22-21	66	8	18	4	0	0	4	22	.333	7	3	11	1	.368	0	0	1-1	43	3	1	.979
39 Ring, Tanner	.214	8-2	14	3	3	0	0	0	1	3	.214	1	1	4	0	.313	0	0	0-0	3	1	0	1.000
11 Fitzpatrick, Kevin	.200	22-12	45	6	9	2	0	0	6	11	.244	5	3	8	1	.315	1	2	2-2	26	2	1	.966
10 Brown, Kaleb	.000	16-0	3	4	0	0	0	0	0	0	.000	1	0	1	0	.250	0	0	0-0	5	0	0	1.000
Totals	.276	29	988	176	273	56	8	8	143	369	.373	126	43	189	14	.377	16	20	39-47	783	287	22	.980
Opponents	.262	29	997	127	261	40	6	12	120	349	.350	95	21	200	17	.338	4	17	25-38	766	313	51	.955

LOB - Team (251), Opp (224). DPs turned - Team (22), Opp (24). IBB - Team (6), Baker, A. 4, Levy, S. 1, Schrimpf, J. 1, Opp (2). Picked off - Maggio, Z. 3, Jones, D. 2, Baker, A. 2, Michelotti 2, Birginske 1, Schrimpf, J. 1, Feddersen 1.

(All games Sorted by Earned run avg)

Player	era	w-l	app	gs	cg	sho	sv	ip	h	r	er	bb	so	2b	3b	hr	b/avg	wp	hp	bk	sfa	sha
13 Owen, David	3.22	4-0	7	7	0	0/1	0	36.1	33	15	13	14	35	7	2	1	.239	0	7	0	0	2
14 Hawkins, Chandler	4.84	2-3	7	7	0	0/0	0	35.1	43	19	19	8	32	4	1	4	.295	1	3	0	0	1
24 Wallace, Bradley	5.17	2-3	7	7	0	0/1	0	31.1	37	19	18	13	25	5	2	3	.298	1	3	0	1	4

39 Ring, Tanner	0.00	1-0	5	0	0	0/0	0	5.2	3	0	0	4	6	0	0	0	.158	0	0	0	0	1
18 Woodhouse, Cody	1.71	2-1	12	0	0	0/1	0	26.1	22	6	5	7	14	5	0	1	.229	0	2	0	0	4
30 Birginske, Derek	2.25	0-1	1	1	0	0/0	0	4.0	3	2	1	0	2	1	0	0	.188	1	0	0	0	0
36 Zuber, Tyler	2.55	0-0	10	0	0	0/0	0	17.2	14	5	5	7	8	3	0	0	.226	2	2	0	1	1
20 Croft, Morgan	3.00	1-1	11	1	0	0/1	4	24.0	19	8	8	8	18	2	0	0	.224	0	0	0	0	1
34 Kibler, Colton	3.27	2-1	16	0	0	0/1	1	22.0	16	9	8	3	16	3	1	0	.203	1	0	0	0	1
16 Ayers, Bryan	4.32	0-1	7	1	0	0/0	0	16.2	12	9	8	10	11	0	0	0	.211	1	0	0	0	0
15 Gaines, Tanner	5.14	2-0	9	3	0	0/1	0	21.0	25	12	12	8	11	4	0	1	.309	1	1	0	1	2
33 Neighbors, J.C.	6.75	0-0	2	0	0	0/0	0	2.2	5	2	2	0	1	0	0	0	.500	1	0	0	1	0
23 Grantham, Adam	9.95	0-1	8	2	0	0/1	1	12.2	17	14	14	9	14	2	0	1	.321	3	3	0	0	0
17 Lee, Coulton	10.12	0-1	11	0	0	0/0	0	5.1	12	7	6	4	7	4	0	1	.387	2	0	0	0	0
Totals	4.10	16-13	29	29	0	2/2	6	261.0	261	127	119	95	200	40	6	12	.262	14	21	0	4	17
Opponents	4.58	13-16	29	29	0	3/3	8	255.1	273	176	130	126	189	56	8	8	.276	43	43	6	16	20

PB - Team (8), Levy, S. 4, Hardie, T. 4, Opp (5). Pickoffs - Team (3), Levy, S. 1, Wallace, B. 1, Zuber, T. 1, Opp (12). SBA/ATT - Levy, S. (23-35), Gaines, T. (8-11), Owen, D. (8-8), Wallace, B. (3-4), Hardie, T. (2-3), Hawkins, C. (2-3), Grantham, A. (2-3), Croft, M. (0-2), Ayers, B. (0-2), Zuber, T. (1-2), Kibler, C. (0-2), Woodhouse (1-1).



stAte
Conference statistics for Arkansas State (as of Mar 31, 2014)
(Sun Belt games only Sorted by Batting avg)



Record: 7-2 Home: 5-1 Away: 2-1 Sun Belt: 7-2

Player	avg	gp-gs	ab	r	h	2b	3b	hr	rbi	tb	slg%	bb	hp	so	gdp	ob%	sf	sh	sb-att	po	a	e	fld%	
26 Massanelli, C.	.292	8-7	24	4	7	2	0	0	2	9	.375	4	0	5	0	.393	0	0	0-0	11	1	1	.923	
3 Jones, Dustin	.289	9-9	38	8	11	2	1	0	5	15	.395	1	0	10	0	.308	0	1	1-2	15	37	2	.963	
6 Baker, Austin	.281	9-9	32	7	9	2	1	1	6	16	.500	10	2	3	0	.477	0	1	2-2	36	1	0	1.000	
5 Maggio, Zach	.281	9-8	32	2	9	1	0	0	5	10	.313	2	1	6	1	.333	1	1	1-2	0	0	0	.000	
40 Schrimpf, Joe	.261	9-7	23	6	6	1	0	0	1	7	.304	2	3	4	1	.393	0	0	0-1	12	10	1	.957	
8 Levy, Stuart	.257	9-9	35	0	9	2	1	0	1	13	.371	5	0	10	0	.350	0	0	1-2	60	5	0	1.000	
4 Feddersen, Lucas	.256	9-9	39	4	10	1	0	0	4	11	.282	1	2	4	1	.295	2	1	4-4	14	25	1	.975	
28 Burgess, Matt	.256	9-9	39	2	10	0	0	1	10	13	.333	4	0	5	0	.326	0	0	0-0	86	2	0	1.000	

35 Nickle, Brett	.667	3-0	3	1	2	0	0	0	0	2	.667	0	1	0	0	.750	0	0	0-0	0	0	0	.000	
1 Wilcoxson, Eric	.333	4-2	6	2	2	0	0	1	2	5	.833	3	0	1	0	.556	0	0	0-0	2	6	0	1.000	
39 Ring, Tanner	.250	5-1	8	2	2	0	0	0	0	2	.250	0	1	2	0	.333	0	0	0-0	0	0	0	.000	
30 Birginske, Derek	.235	6-5	17	1	4	0	0	0	0	4	.235	0	0	3	0	.235	0	0	0-0	9	0	0	1.000	
27 Michelotti, Ty	.231	5-3	13	2	3	0	0	0	0	3	.231	1	0	3	0	.286	0	0	0-0	5	0	0	1.000	
11 Fitzpatrick, Kevin	.200	7-3	10	3	2	0	0	0	0	2	.200	2	2	1	0	.429	0	0	0-0	8	2	0	1.000	
25 Hardie, Tyler	.000	1-0	1	0	0	0	0	0	0	0	.000	0	0	1	0	.000	0	0	0-0	0	0	0	.000	
10 Brown, Kaleb	.000	7-0	1	1	0	0	0	0	0	0	.000	0	0	0	0	.000	0	0	0-0	4	0	0	1.000	
Totals	.268	9	321	45	86	11	3	3	36	112	.349	35	12	58	3	.358	3	4	9-13	264	97	5	.986	
Opponents	.267	9	341	32	91	13	3	7	32	131	.384	24	7	60	4	.327	1	2	9-11	253	100	11	.970	

LOB - Team (77), Opp (79). DPs turned - Team (6), Opp (5). IBB - Team (4), Baker, A. 4, Opp (2). Picked off - Schrimpf, J. 1, Maggio, Z. 1, Birginske 1, Baker, A. 1.

(Sun Belt games only Sorted by Earned run avg)

Player	era	w-l	app	gs	cg	sho	sv	ip	h	r	er	bb	so	2b	3b	hr	b/avg	wp	hp	bk	sfa	sha
34 Kibler, Colton	1.80	1-0	5	0	0	0/1	0	10.0	6	2	2	1	3	2	1	0	.171	0	0	0	0	0
20 Croft, Morgan	1.80	0-0	7	0	0	0/1	4	10.0	7	2	2	5	5	1	0	0	.194	0	0	0	0	0
13 Owen, David	1.93	2-0	3	3	0	0/1	0	18.2	17	4	4	9	21	3	0	0	.246	0	3	0	0	0
18 Woodhouse, Cody	2.30	1-1	6	0	0	0/0	0	15.2	15	5	4	3	8	4	0	1	.250	0	1	0	0	2
14 Hawkins, Chandler	4.50	1-1	3	3	0	0/0	0	16.0	22	8	8	0	15	2	1	2	.319	1	2	0	0	0
24 Wallace, Bradley	5.40	1-0	3	3	0	0/0	0	13.1	15	8	8	4	8	0	1	3	.288	0	1	0	1	0

36 Zuber, Tyler	0.00	0-0	3	0	0	0/0	0	3.1	5	0	0	2	0	1	0	0	.385	1	0	0	0	0
15 Gaines, Tanner	0.00	1-0	1	0	0	0/0	0	0.1	0	0	0	0	0	0	0	0	.000	0	0	0	0	0
17 Lee, Coulton	40.50	0-0	2	0	0	0/0	0	0.2	4	3	3	0	0	0	0	1	.667	0	0	0	0	0
Totals	3.17	7-2	9	9	0	1/1	4	88.0	91	32	31	24	60	13	3	7	.267	2	7	0	1	2
Opponents	3.95	2-7	9	9	0	0/0	1	84.1	86	45	37	35	58	11	3	3	.268	6	12	5	3	4

PB - Team (2), Levy, S. 2, Opp (1). Pickoffs - Team (3), Zuber, T. 1, Levy, S. 1, Wallace, B. 1, Opp (4). SBA/ATT - Levy, S. (9-11), Owen, D. (7-7), Wallace, B. (1-2), Kibler, C. (0-1), Gaines, T. (1-1).

