



2014 ARKANSAS STATE BASEBALL

Chris Graddy, Media Relations Assistant • Office: 870-972-2707 • Cell: 870-340-7836

Email: cgraddy@astate.edu • Facebook.com/AStateBaseball • Twitter: @AStateGameDay #AStateBSB

Mailing Address: P.O. Box 1000, State University, AR 72467

2014 Schedule/Results

FEBRUARY

Date	Opponent	Time/Result
F14	Miami (Ohio)	3-0/W
F15	Miami (Ohio)	18-8/W
F16	Miami (Ohio)	13-3/W
F18	Arkansas-Monticello	2-0/L
F21	Illinois State	4-3/L
F22	Illinois State	3-2/L
F22	Illinois State	9-7/L
F23	Illinois State	14-8/W
F25	SEMO	8-3/W
F28	at UAB	5-0/L

MARCH

Date	Opponent	Time/Result
M1	at UAB	3-1/L
M2	at UAB	5-3/W
M4	at Missouri State	Cancelled
M5	at Missouri State	Rescheduled
M9	Creighton	7-3/L
M10	Creighton	5-4/L
M11	Creighton	6-2/W
M12	at Murray State	27-7/W
M14	Arkansas-Little Rock*	3-0/W
M15	Arkansas-Little Rock*	5-3/W
M15	Arkansas-Little Rock*	4-3/W (14)
M19	at #14 Ole Miss	4-3/L
M21	at UT Arlington*	5-1/W
M22	at UT Arlington*	6-2/L
M23	at UT Arlington*	14-10/W
M25	Memphis	10-7/W
M26	at Missouri State	5-4/L
M29	Texas State*	4-3/L
M29	Texas State*	5-4/W
M30	Texas State*	4-1/W

APRIL

Date	Opponent	Time/Result
A1	at SEMO	7-0/L
A4	at Western Kentucky*	8-6/L
A5	at Western Kentucky*	9-6/L
A6	at Western Kentucky*	7-5/W
A9	Central Arkansas	3-0/W
A11	South Alabama*	5-0/L
A12	South Alabama*	7-6/W (14)
A13	South Alabama*	3-2/W
A15	Memphis	6-4/W
A18	Louisiana-Monroe*	5:00 p.m.
A19	Louisiana-Monroe*	6:00 p.m.
A20	Louisiana-Monroe*	1:00 p.m.
A22	at Central Arkansas	6:00 p.m.
A25	at Georgia State*	6:00 p.m.
A26	at Georgia State*	1:00 p.m.
A27	at Georgia State*	Noon
A29	Murray State	6:30 p.m.

MAY

Date	Opponent	Time/Result
M2	Louisiana-Lafayette*	6:00 p.m.
M3	Louisiana-Lafayette*	6:00 p.m.
M4	Louisiana-Lafayette*	1:00 p.m.
M9	Troy*	6:00 p.m.
M10	Troy*	6:00 p.m.
M11	Troy*	1:00 p.m.
M13	Ole Miss	6:30 p.m.
M15	at Arkansas-Little Rock*	6:00 p.m.
M16	at Arkansas-Little Rock*	6:00 p.m.
M17	at Arkansas-Little Rock*	1:00 p.m.

SUN BELT CONFERENCE TOURNAMENT

Date	Opponent	Time/Result
M21-25	Sun Belt Conference	TBA

NCAA REGIONALS

Date	Opponent	Time/Result
J1-6	NCAA Regionals	TBA



Arkansas State
Red Wolves

2014 Record: 21-16

SBC Record: 10-5

Head Coach: Tommy Raffo

Career Record: 163-159-1 (6)

Record at ASU: Same

STATISTICAL LEADERS

Avg: Stuart Levy (.315)

Home Runs: Austin Baker (6)

RBI's: Matt Burgess (37)

Slugging Pct: A. Baker (.489)

On-Base Pct: A. Baker (.412)

Stolen Bases: A. Baker (10)

LEADING OFF: The Arkansas State baseball team returns to Jonesboro for a home week-end baseball series for the first time in two weeks when it welcomes Sun Belt Conference foe Louisiana-Monroe to Tomlinson Stadium April 18-20.

A-State recently concluded a four game road swing in which it went 3-1, including a series victory over South Alabama and midweek road victory at Memphis. A-State is in second place in the SBC league standings by a full two games and is looking to gain ground on first place Louisiana-Lafayette.

This weekend's pitching rotation will feature a change as Bryan Ayers is scheduled to start on Saturday after a strong outing against UCA in his last start.

The games can be heard on 95.3FM The Ticket/970AM KNEA and in the StateZone.

Probable Pitching Rotation

FRIDAY (6:00 p.m.) vs ULM

RHP David Owen (So., 4-2, 4.47 ERA, 46K, 16BB)

vs

RHP Alex Hemling (So., 1-4, 5.27 ERA, 31K, 22BB)

SATURDAY (6:00 p.m.) vs ULM

RHP Bryan Ayers (Fr., 1-1, 2.70 ERA 19K, 13BB)

vs

LHP Chad Miller (Jr., 2-1 4.82 ERA, 25K, 14BB)

SUNDAY (1:00 p.m.) vs ULM

RHP Bradley Wallace (Sr., 3-3, 4.06 ERA, 35K, 16BB)

vs

RHP Chris Hunt (Jr., 2-2, 4.82 ERA, 28K, 17BB)

GAMES 38-40

Date: April 18-20

First Pitch: Friday 6 p.m.

Saturday 6 p.m.

Sunday 1 p.m.

Location: Jonesboro, Ark.

Stadium: Tomlinson Stadium

Radio: East Arkansas Broadcasters

95.3 FM The Ticket

970 AM KNEA

Radio Talent: Matt Stolz

SERIES

A-State vs ULM: 28-26

Raffo Record vs ULM: 10-6

Current Streak: A-State 1 Loss

MULTIMEDIA

Online Audio: AStateRedWolves.com

Live Stats: AStateRedWolves.com

Live Video: AStateRedWolves.com

Mobile Stats: TapStats



Louisiana-Monroe
Warhawks

2014 Record: 16-23

SBC Record: 7-8

Head Coach: Bruce Peddie

Career Record: 8-6

Record at School: 8-6

STATISTICAL LEADERS

Avg: J. Stawychny (.291)

Home Runs: J. Tidwell (6)

RBI's: J. Tidwell (23)

Slugging Pct: Stawychny (.507)

On-Base Pct: Herrington (.394)

Stolen Bases: Herrington (15)

Weather Report

Fri. April 18	Sat. April 19	Sun. April 20
Partly Cloudy	Partly Cloudy	Mostly Cloudy
High: 71	High: 75	High: 76
Low: 48	Low: 51	Low: 57
Wind: 7 ENE	Wind: 7 E	Wind: 11 S
Rain: 20%	Rain: 0%	Rain: 40%

TALE OF THE TAPE

HITTING	A-State	ULM
Batting Average	.271	.240
Run Scored	214	200
Hits	342	309
Doubles	66	63
Triples	9	8
Home Runs	9	20
RBI's	177	164
Slugging Pct.	.360	.348
Walks	162	142
On Base Pct	.373	.334
Stolen Bases	45-61	32-49

PITCHING	A-State	ULM
ERA	4.00	6.03
Innings Pitched	335.0	339.0
Hits Allowed	326	324
Runs Allowed	166	184
Earned Runs Allowed	149	148
Strikeouts	255	229
Walks	124	132

2014 Baseball**Preseason Coaches' Poll****(First Place Votes in Parentheses)**

1. UL Lafayette (8) - 98 pts
2. South Alabama (1) - 82 pts
3. Troy - 77 pts
4. Texas State - 57 pts
5. UT Arlington - 48 pts
6. Western Kentucky - 45 pts
7. **Arkansas State - 41 pts**
7. Georgia State - 41 pts
9. UALR - 33 pts
10. UL Monroe (1) - 28 pts

2014 Baseball Preseason**All-Conference Team**

Austin Robichaux (UL Lafayette, Junior, SP)

Matt Bell (South Alabama, Senior, SP)

Shane McCain (Troy, Senior, SP)

Ian Tompkins (WKU, Junior, RP)

Michael Strentz (UL Lafayette, RS-Junior, C)

Zach George (Arkansas State, RS-Junior, 1B)

Caden Bailey (Georgia State, Junior, 2B)

Blake Trahan (UL Lafayette, Sophomore, SS)

Tyler Girouard (UL Lafayette, Junior, 3B)

Seth Harrison (UL Lafayette, Senior, OF)

Matt Shortall (UT Arlington, Senior, OF)

Regan Flaherty (WKU, Senior, OF)

Caleb Adams (UL Lafayette, Junior, DH)

Scott Wilcox (WKU, Senior, UTIL)

2014 Baseball Preseason**Player of the Year**

Caleb Adams (UL Lafayette, Junior, DH)

2014 Baseball Preseason**Pitcher of the Year**

Austin Robichaux (UL Lafayette, Junior, SP)

**A-STATE/ULM SERIES HISTORY**

- The will be the 55th, 56th and 57th meetings all-time between the Red Wolves and Warhawks.
- A-State leads the all-time series 28-26.
- The Red Wolves took two out of three games from the Warhawks in Monroe last season.
- The series dates back to the 1973 season when the school was known as Northeast Louisiana.
- Austin Baker tied the school record for most walks in a single game against ULM last season with 4.
- Doug Walters threw a 1-hitter against ULM (then Northeast Louisiana) in 1974.

THE TIGER SLAYER

- Tyler Zuber has had two of his best performances against Memphis this season.
- The freshman has combined to throw 10 innings of shutout baseball in two games against the Tigers.
- Those outings include a combined four hits (2 each game), nine strikeouts and no runs.
- He earned the first win of his collegiate career April 15 after tossing five innings and striking out a career-high six in the game.

SACRIFICING HIMSELF

- Dustin Jones ranks 14th among active players with 33 career sacrifice bunts in his career.
- Michael Faulkner holds the A-State career record for sac bunts with 37.

STREAKS TO WATCH

Player	Games	Type
Matt Burgess	20	On Base
Zach Maggio	8	On Base
Austin Baker	8	On Base
Stuart Levy	4	On Base
Matt Burgess	12	Hits
Zach Maggio	8	Hits
Stuart Levy	4	Hits

IT'S ALL ABOUT QUALITY

- A-State senior pitcher Bradley Wallace has tossed three straight quality starts dating back to March 30.
- Wallace tossed back to back seven inning outings March 30 and April 6 against Texas State and Western Kentucky and then tossed six innings at South Alabama April 13.
- In his last three starts, Wallace has given up just three runs, only two of which have been earned.
- Wallace also struck out a season-high seven against the Jaguars on April 13.

IT'S A SQUEEZE!

- A-State executed a squeeze play in the fifth inning of its game at South Alabama April 12 when Dustin Jones squeezed home a run.
- Ironically, the Jaguars also executed a squeeze bunt play later in the game.

A FIRST TIME FOR EVERYTHING

- Arkansas State capped off an impressive weekend in the city of Mobile by winning its first ever series against South Alabama in the state of Alabama.
- It was just the fifth series win for the Red Wolves out of the 25 series that the two teams have been played.

GAINES SHINES IN EXTRA INNINGS

- Tanner Gaines tossed 6.1 innings of scoreless baseball in A-State's 7-6 victory in extra-innings

2014 SBC Baseball Standings

Team	Conference	Overall
ULL	14-1 .933	34-4 .895
A-State	10-5 .667	21-16 .558
TXST	8-7 .533	19-17 .528
UTA	8-7 .533	16-21 .432
WKU	7-8 .467	19-17 .528
ULM	7-8 .467	16-23 .410
Troy	6-8 .429	19-18 .514
USA	6-8 .429	16-20 .444
GSU	5-10 .333	17-20 .459
UALR	3-12 .200	14-20 .412



2014 Season At A Glance

Overall	21-16
SBC	10-5
vs Ranked Teams	0-1
vs Unranked Teams	21-15
Home	13-7
Road	8-9
Neutral	0-0
Day	15-10
Night	6-6
Black Jerseys	11-11
Red Jerseys	5-3
White Jerseys	5-2
Grey Jerseys	0-0
February	5-5
March	11-7
April	5-4
May	0-0
June	0-0
Monday	1-0
Tuesday	4-2
Wednesday	1-2
Thursday	0-0
Friday	2-4
Saturday	6-7
Sunday	7-1
Midweek	6-6
Weekend	15-9
Weekend Series Win/Loss	5-4
Weekend Series Sweep	2-0
Doubleheaders	2-0
Last Five Games	4-1
Last 10 Games	6-4
Last 15 Games	9-6
Last 20 Games	12-8
Current Streak	Won 3
Home Streak	Won 2
Road Streak	Won 3

April 12 at South Alabama.

- Gaines entered the game with two outs in the seventh inning and proceeded to hold the Jaguars to just two hits and no ones to earn the win.

CRAFTY CROFT

- A-State closer Morgan Croft recorded three saves April 9-13 including a 5-pitch save against Central Arkansas on April 9.
- He finished out the week with back-to-back saves against USA April 12-13.

AYERS FINDING GROOVE

- True freshman Bryan Ayers turned in the best start of his career Wednesday, April 9 against UCA.
- The Vilonia, Ark., native tossed six innings of shutout baseball and struck out a career-high eight to earn the first win of his career.

EXTRA, EXTRA!

- Since being inserted into the starting lineup on March 29th against Texas State, freshman Eric Wilcoxson has had 11 hits, six of which have gone for extra bases.
- He has hit a home run and three doubles during the span.

TWO OUT RBIs

- A-State has had 65 RBIs come with two outs in an inning so far this far.
- Matt Burgess, the team-leader in RBIs with 37, has driven in 15 runs with outs this season.

A TABLE-SETTER

- Zach Maggio tied career-highs in hits and runs scored in A-State's 7-5 victory over Western Kentucky on April 6.
- Maggio was a perfect 4-for-4 from the plate and reached base all five times he came up to bat in the game.
- He also scored four times during, tying a career high in that category.

THE RBI MACHINE

- Sophomore first baseman Matt Burgess tied a career-high with four RBIs in A-State's 7-5 victory over WKU on April 6.
- Burgess drove in three of his runs without the benefit of a hit. Two of his came on sacrifice fly outs and another came via and RBI groundout.

JONES EYES GAMES PLAYED RECORD

- Senior Dustin Jones is approaching the A-State record for most games played in a career.
- He has played in 206 games in his Red Wolves career.
- The record is 227 games by Chris Floyd from 1992-95.
- Jones also ranks 12th in the nation among active in players in career games played.

A POWER SURGE

- A-State hit three home runs in the March 25-30 to raise its season total to eight on the year.
- Austin Baker began the week with an inside-the-park home run, while Eric Wilcoxson hit his first career home run on March 29.
- Matt Burgess followed with a 2-run home run on March 30 to complete three home run week for the Red Wolves.

FROM A TO Z FRESHMEN PITCHERS STRONG IN RELIEF

- A-State freshmen relievers Bryan Ayers and Tyler Zuber combined to pitch 9 innings of shutout baseball in back-to-back relief appearances on March 25-26.

Athletic Media Relations
Arkansas State University

PO Box 1000
State University, AR 72467
Telephone - 870-972-2541
Fax - 870-972-3367
Press Row - 870-972-2541
Website - AStateRedWolves.com

BASEBALL CONTACT

Chris Graddy, Assistant MRD
870-972-2707
cgraddy@astate.edu

Media Relations Office

Jerry Scott, Asst. A.D./Media Relations Director
870-972-3405 jscott@astate.edu

Joe Gorby Asst. MRD
870-972-2707 jgobry@astate.edu

Dennen Cuthbertson, Graduate Assistant
870-972-2541
mark.cuthbertson@smail.astate.edu

MEDIA INFORMATION**Post-Game Interviews**

The Arkansas State locker room is closed to all members of the media. However, head coach Tommy Raffo and requested players will be available for interviews following a brief cooling off period.

Practice Coverage

Red Wolves baseball practices are open to the media. Players and coaches are available for interviews before practice but must be arranged through the Media Relations office.

Weekly Releases

All Arkansas State weekly baseball releases can be obtained as a PDF document on the athletics web site at AStateRedWolves.com. To be added to the email list for all volleyball releases or if you would like the releases faxed to you, please contact Chris Graddy.

- Zuber pitched five innings in relief against Memphis on March 25 and gave up just two hits and struck out three in the performance.
- Ayers tossed four shutout innings in relief against Missouri State on March 26 while giving up just one hit and striking out four.

NO FENCE NO PROBLEM

- Austin Baker hit an inside the park home run against Memphis on March 25 with one runner on base.
- The last inside the park home run was by Todd Baumgartner on March 23, 2011 against Lyon College.

STRANGE BUT TRUE FACTS

- A-State is 13-2 when collecting at least 10 hits in a game this season.
- The 3rd and 7th innings have been A-State inning's to produce this season. A-State has out scored its opponents by a combined 74-34 in those innings (37-21 in the 3rd and 37-13 in 7th)
- When leading after 7 innings the Red Wolves are 18-1 and are a perfect 19-0 when leading after 8 innings.

IRON MAN

- A-State's Dustin Jones ranks 16th in the nation in consecutive starts in the nation at 139.
- His last non-start was on March 9, 2012 against Dayton, the only game in which he did not start that season.

TWICE AS WILD

- A-State senior Zach Maggio scored all the way from second base on a wild pitch Wednesday night against Ole Miss. The Rebels' catcher couldn't locate the ball when it bounced in the air and it only rolled a few feet away so Maggio rounded third and scored easily without a play at the plate.

STEALING HOME TWICE IN A WEEK

- A-State stole home twice in one week after stealing home just once in all of 2013.
- A-State's Matt Burgess completed a steal of home on March 11 at Murray State, while Dustin Jones stole home on March 14 at Tomlinson Stadium against UALR.
- In both instances, both were the results of double steals.
- A-State also stole home against UALR in 2013 when Kevin Fitzpatrick accomplished the feat in the second to last game of the year.

REWRITING THE RECORD BOOKS

- Sophomore outfielder Austin Baker set two records and tied another one with his performance

HOME RUN TRACKER

Date	Player	Opponent	Pitcher	On Base	Inn	Outs	Count	Score	Final Score
2/23	Burgess	Illinois St.	Lambert	3	3	2	1-0	7-3	W 14-8
3/11	Baker	Murray St.	Wallace	2	5	1	0-0	14-4	W 27-7
3/11	Baker	Murray St.	Lollar	0	7	*0	1-0	17-7	W 27-7
3/11	Baker	Murray St.	Wichman	0	8	1	2-1	20-7	W 27-7
3/22	Baker	at UTA	Amedee	0	1	1	2-1	0-0	L 2-6
3/25	Baker	Memphis	Garner	1	3	^1	1-0	0-3	W 10-7
3/29	Wilcoxson	Texas State	Williams	1	7	0	3-2	3-3	W 5-4
3/30	Burgess	Texas State	Humpal	1	4	0	0-0	1-0	W 4-1
4/12	Baker	at USA	Hill	1	1	1	1-2	0-0	W 7-6

* - Leadoff Home Run

^ - Inside the Park Home Run

QUALITY STARTS TRACKER

Date	Pitcher	(Stat Line)
2/15	B. Wallace	(6.0IP, 4H, 0R, 0ER, 3BB, 5K)
3/9	C. Hawkins	(6.0IP, 3H, 3R, 3ER, 1BB, 4K)
3/14	D. Owen	(7.0IP, 6H, 0R, 0ER, 1BB, 10K)
3/15	C. Hawkins	(6.0IP, 8H, 3R, 3ER, 0BB, 5K)
3/29	D. Owen	(6.0 IP, 6H, 3R, 3ER, 3BB, 6K)
3/30	B. Wallace	(7.0IP, 4H, 0R, 0ER, 1BB, 3K)
4/6	B. Wallace	(7.0IP, 5H, 1R, 0ER, 1BB, 3K)
4/9	B. Ayers	(6.0IP, 4H, 0R, 0ER, 3BB, 8K)
4/13	B. Wallace	(6.0IP, 8H, 2R, 2ER, 2BB, 7K)

against Murray State Tuesday. He finished the day 5-for-6 with seven runs scored, five RBI's, three home runs in three consecutive at-bats, and 14 total bases.

- Baker set the record for runs scored with seven, breaking the previous high of five that had been done three other times in school history, with the last being Isaac Dillon in 2005 vs. UNO. The 14 total bases also set a new record, breaking the previous high of 13, which had been accomplished two other times in school history. Junior Collin Massanelli had 13 total bases last season on March 16, 2013 against UALR.
- Baker's three home runs also tied a school record for home runs with three, tying three other players including teammate Massanelli that had three against UALR on March 16, 2013.
- Junior infielder Lucas Feddersen tied the record for most at-bats in a game with eight, tying Bill Smith's record set in 1960 against St. Louis. Freshman catcher Tyler Hardie also tied a record with four walks against the Thoroughbreds, tying 16 other players in school history.
- A-State's 27 runs was the second-highest total in school history. Arkansas State's record is 28 runs scored against Memphis in 1992.

COOL RUNNINGS

- A-State is third in the Sun Belt Conference with 44 stolen bases thus far.
- The Red Wolves had just 28 stolen bases in all of 2013.
- Austin Baker leads A-State with 10 stolen bases, breaking the team-high for any A-State player in 2013. His total also ranks sixth in the SBC, while Lucas Feddersen is eighth with 8.

GRAND SALAMI ON RYE

- Sophomore Matt Burgess has continued his assault on opposing pitcher through the season's first two week's.
- He hit the Red Wolves first Grand Slam since 2011 on Feb. 23 against Illinois State with a bases loaded shot over the fence in right-centerfield in the bottom of the third inning.
- He was the first A-State player to hit a grand slam since Jordan Castaldo did it on May 25, 2011 against FIU.

OWEN HONORED BY COLLEGESPORTSMADNESS.COM

- Sophomore pitcher David Owen was named the CollegeSportsMadness.com Sun Belt Conference Player of the Week after his performance at UAB on March 2.
- Owen struck out a career-high 10 against the Blazers to lead A-State to a 5-3 victory.
- He became the first Red Wolves pitcher to strikeout 10 in a game since Bradley Wallace and Daniel Wright each did it in 2013.

BAKER STEALS THE WEEKEND

- Austin Baker went 4-for-4 in stolen bases in A-State's opening weekend series against Miami (OH), including two in the opening game.
- This is the second straight season in which Baker has had an impressive start to the season. As a freshman in 2013 he hit a home run in his first collegiate at-bat.
- Baker finished the weekend 5-for-9 with five RBIs and seven total bases, including a triple.

STRINGING TOGETHER EXTRA BASE HITS

- Arkansas State had seven straight extra base hits in its 13-3 victory over Miami (OH) Sunday Feb. 16.
- For the weekend the Red Wolves had 14 extra base hits, including 13 doubles.

OPENING SERIES SWEEP TWICE AS NICE

- The Arkansas State baseball team opened the 2014 season with a three-game sweep of Miami (Ohio), marking the second year in a row the squad has opened the season with a three-game series sweep.
- Prior to 2013 sweep, the only other it had happened was during the 1971 season.

WATCH IN THE STATE ZONE

Arkansas State University Athletics is pleased to announce that fans can now purchase a 24-Hour Pass to State Zone, the official audio and video portal of AStateRedWolves.com. With a one-time payment of \$4.95, fans can watch live video broadcasts of A-State athletic events for 24 straight hours from the time of the purchase.

State Zone offers fans live audio and video coverage of select games, including 30-plus baseball games, along with unlimited access to the largest A-State sports video library. Other packages offered by State Zone include a one-month deal for the price of \$8.95, four months for \$29.95, or one year for \$79.95.

PRESEASON SBC ALL-CONFERENCE HONORS

- Redshirt junior infielder Zach George was named to the 2014 Preseason All-Sun Belt Conference team, the first such honor of his career.
- George hit .333 a season ago but played just nine games before suffering a season-ending knee injury at Sam Houston State before the start of conference play. Despite the injury, George managed to hit one home run and drive in five runs and stole one base.
- In 2012, the Paragould, Ark., native finished the year with a .270 batting average and started in 52 of the Red Wolves' 57 games. He added six home runs and was second on the team with 41 RBIs. His 86 total bases and, .430 slugging percentage each ranked as the third best on the team.

WALLACE RECOGNIZED AS TOP SENIOR

- A-State senior pitcher Bradley Wallace was named as the top 100 seniors in the class of 2014 by Perfect Game USA.
- Wallace was selected as the 28th best senior baseball player in the class of 2014 and the 16th best right-handed pitcher in the class. He was one of just two players from the Sun Belt Conference on the list with Louisiana-Lafayette first basemen Chase Compton ranking 61st.

COLLEGESPORTSMADNESS.COM HONORS WALLACE

- Arkansas State senior pitcher Bradley Wallace was as a Preseason Second Team All-Conference selection by CollegeSportsMaddness.com
- Wallace finished the 2013 season with a 5-2 record and a 4.33 ERA and was the Red Wolves' No. 2 starter on a pitching staff that set the school record for most strikeouts in season. He had 78 punch outs in 70.2 innings of work and had the second most wins of any pitcher on the team.

**TOP TEN CROWDS
AT TOMLINSON STADIUM
SINCE 2003**

- 1. Memphis (3/11/08)1,019
- 2. No. 16 Ole Miss (4/23/13)1,006
- 3. No. 15 Ole Miss (4/12/10)982
- 4. No. 18 WKU (4/3/10).....942
- 5. SEMO (4/14/10)847
- 6. USA (4/25/10)812
- 7. No. 18 WKU (4/2/10).....782
- 8. No. 12 Ole Miss (3/17/09).....781
- 9. USA (DH) (4/24/10).....767
- 10. Memphis (3/30/10)753

The Last Time...

AN A-STATE TEAM...

- Scored 30 or more runs in a gameNever
- Scored 20 or more runs in a gameMarch 11, 2014 vs Murray State (27)
- Had 30 or more hits in a gameNever
- Had 20 or more hits in a gameApril 11, 2009 vs. Chicago St. (20)
- Had 15 or more hits in a gameMarch 11, 2014 vs. Murray State (19)
- Hit two consecutive home runsMarch 16, 2014 vs Murray State
- Hit three consecutive home runsMarch 16, 2014 vs Murray State
- Hit six home runs in a gameApril 10, 2005 vs UALR (8)
- Shut out an opponentApril 9, 2014 vs UCA (3-0)
- Was shut out by an opponentApril 11 at USA (5-0)
- Shut out a Sun Belt Conference opponentMarch 14, 2014 vs UALR (3-0)
- Was shut out by a Sun Belt Conference teamMay 10, 2013 vs Troy (1-0)
- Shut out a SBC opponent in consecutive gamesMarch 23, 1996 vs Jacksonville (DH)
- Won a game on a "walk-off" hitMarch 15, 2014 (Matt Burgess) vs UALR (4-3)
- Won a game on a "walk-off" HRMarch 23, 2013 vs FAU (3-2)
- Won a game on a "walk-off" grand slamNever
- Swept a Sun Belt Conference series at home2013 vs UALR
- Swept a Sun Belt Conference series on the road2012 at UALR
- Was swept in a Sun Belt Conference series at home2011 vs Troy
- Was swept in a SBC series on the road2013 at Louisiana-Lafayette
- Beat a ranked opponentMay 12, 2013 vs Troy (15-14)
- Won a series against a ranked opponentApril 2010 vs Western Kentucky (2 out of 3)
- Won 10-straight games1993
- Won 9-straight Sun Belt Conference games1997
- Won 10-straight games at home1995 (14)
- Won 10-straight games on the roadNever
- Won 40 games in a seasonNever
- Won the regular season SBC ChampionshipNever
- Won the Sun Belt Conference Tournament1994
- Won the Sun Belt Conference Coach of the Year2012 Coach Tommy Raffo
- Competed in the NCAA Regionals1994
- Ended a game in a tieMay 15, 2011 at FIU (8-8)
- Turned a triple playMarch 15, 2013 vs UALR

AN A-STATE PLAYER...

- Hit for the cycleNever
- Hit three doubles in a game2013
- Hit two triples in one game1970 (Pete Davis vs Alabama)
- Hit three home runs in one gameMarch 11, 2014 (Austin Baker at Murray State)
- Hit two home runs in one gameMarch 11, 2014(Austin Baker at Murray State)
- Hit a grand slamFebruary 23, 2014 (Matt Burgess at Illinois State)
- Hit walk of home runMarch 23, 2013(Alex Pots at FAU)
- Hit an inside-the-park home runMarch 29, 2014(Austin Baker at Texas State)
- Hit safely in 20-straight games1991 Kevin Tate (28)
- Hit 20 home runs in one season2005 Geoff Desmond (20)
- Hit .400 for the season1988 (Rick Poe, .425)
- Was the Sun Belt Conference Batting ChampionNever
- Was the Sun Belt Conference RBI Champion1994 Kourtney Paul (55)
- Was the Sun Belt Conference Home Run ChampionNever
- Was the Sun Belt Conference Player of the YearNever
- Was the Sun Belt Conference Stolen Base Leader2012 Michael Faulkner (41)

AN A-STATE PITCHER...

- Won 10 games1994 Keith Horn (10)
- Defeated a top-5 ranked teamMarch 05, 2008 vs Mississippi (2)
- Defeated a ranked teamMay 12, 2013 (David Owen vs Troy)
- Threw a no-hitter2005 (Taylor Fowler vs Northwestern)
- Threw a complete game (Win)May 16, 2013 (Daniel Wright at UALR)
- Struck out 10 or moreApril 7, 2013 (Bradley Wallace vs. Western Kentucky, 12)
- Started a game as a true freshmanApril 1, 2014 (Bryan Ayers vs SEMO)
- Was the Sun Belt Conference Win Leader2012 Jacob Lee (9)
- Was the Sun Belt Conference ERA Leader1997 Jay Akin (1.96)
- Was the Sun Belt Conference Pitcher of the Year2012 Jacob Lee

SBC TEAM RANKINGS

CATEGORY	RANK	STAT
Batting Average	5	271
Runs Scored	3	214
Doubles	6	66
Total Bases	6	453
Walks	1	162
Slugging PCT	7	360
Hits	5	342
Triples	2	9
Hit by Pitch	3	53
On Base PCT	4	373
RBIs	6	177
Home Runs	9	9
Strikeouts	6	247
Sac Bunts	4	33
Sac Flies	2	20
Stolen Bases	3	45
ERA	5	4.00
Batters Struck Out	6	255
Runs Allowed	2	166
Opposing Batting Avg.	4	256
Struck out Looking	2	99
Saves	3	9
Innings Pitched	6	335
Wins	2	21
Hits Allowed	5	326
Walks Allowed	3	124
Fielding PCT	2	976
Errors	10	33

SBC INDIVIDUAL RANKINGS

SUN BELT RANKINGS

	Rank	Stat
Runs Scored		
Austin Baker	8	33
Sac Bunts		
Lucas Feddersen	3	8
Dustin Jones	3	8
Triples		
Austin Baker	2	4
Walks		
Austin Baker	1	30
Sac Flies		
Matt Burgess	2	5
Runs Batted In		
Matt Burgess	5	37
Austin Baker	9	28
Stolen Bases		
Austin Baker	6	10
Lucas Feddersen	9	8
Strikeouts		
David Owen	8	46
Saves		
Morgan Croft	2	7
Games Finished		
Morgan Croft	7	12
Batters SO Looking		
David Owen	3	19
Chandler Hawkins	7	17
Appearances		
Colton Kibler	3	19
Assists		
Dustin Jones	2	119
Runners Thrown Out		
Stuart Levy	4	12

NCAA RANKINGS

CATEGORY	RANK	STAT
Base on Balls	27	162
Batting Average	123	272
Double Plays	144	26
Double Plays Per GM	183	0.70
Doubles	49	66
Doubles Per Game	68	1.78
ERA	141	4.00
Fielding PCT	23	976
Hit by Pitch	39	53
Hits	83	343
Hit Allowed Per 9	117	8.76
Home Runs	182	9
Home Runs Per Game	202	0.24
On Base PCT	66	373
Runs	65	208
SAC Bunts	56	33
SAC Flies	34	20
Scoring	75	5.8
Shutouts	61	3
Slugging PCT	140	360
Stolen Bases	74	45
Stolen Bases Per Game	90	1.22
Strikeout-to-Walk Ratio	98	2.06
Strikeouts Per 9	109	6.9
Triples	73	9
Triples Per Game	98	0.24
WHIP	100	1.34
WL PCT	107	568
Walks Allowed Per 9	109	3.33

INDIVIDUAL RANKINGS

	Rank	Stat
Walks		
Austin Baker	16	30
Triples		
Austin Baker	25	4
SAC Flies		
Matt Burgess	28	5
RBIs		
Matt Burgess	29	37
Saves		
Morgan Croft	34	7
SAC Bunts		
Lucas Feddersen	40	8
Dustin Jones	40	8

2014 Roster

#	NAME	POS	B/T	HT	WT	CL	HOMETOWN (PREVIOUS SCHOOL)
1	Eric Wilcoxson	INF	R/R	5-10	180	Fr	Walnut Ridge, Ark. (Walnut Ridge HS)
3	Dustin Jones	INF	R/R	5-10	150	Sr	Jonesboro, Ark. (Valley View HS)
4	Lucas Feddersen	INF	R/R	5-10	180	Jr-TR	Houston, Texas (Crowder CC)
5	Zach Maggio	INF	R/R	5-11	180	Sr-RS	Edwardsville, Ill. (Edwardsville HS)
6	Austin Baker	OF	L/R	5-11	180	So	Montesano, Wash. (Montesano HS)
7	Zach George	INF	S/R	6-2	195	Jr-RS	Paragould, Ark. (Greene Tech HS)
8	Stuart Levy	C	R/R	6-2	185	Jr	Little Rock, Ark. (Benton HS)
9	Logan Dollins	INF	R/R	5-11	170	Fr-RS	Kennett, Mo. (Kennett HS)
10	Kaleb Brown	OF	R/R	5-10	160	Jr-RS	Jonesboro, Ark. (Valley View HS)
11	Kevin Fitzpatrick	OF	R/R	6-3	190	So	Red Banks, Miss. (Marshall Academy)
12	Tanner Murray	C	R/R	6-4	200	Jr	Piggott, Ark. (Piggott HS)
13	David Owen	RHP	R/R	6-0	190	So	Millington, Tenn. (Tipton-Rosemark)
14	Chandler Hawkins	LHP	L/L	6-1	170	Jr	Memphis, Tenn. (Bartlett HS)
15	Tanner Gaines	RHP	R/R	6-1	200	Jr-TR	Baldwyn, Miss. (Northeast Miss. CC)
16	Bryan Ayers	RHP	R/R	6-4	190	Fr	Vilonia, Ark. (Vilonia HS)
17	Coulton Lee	LHP	L/L	6-1	205	Fr	Benton, Ark. (Benton HS)
18	Cody Woodhouse	RHP	R/R	6-5	190	Sr	Mountain Home, Ark. (Mt. Home HS)
20	Morgan Croft	RHP	R/R	6-2	225	Sr-RS	Broken Arrow, Okla. (E. Okla. State)
21	Jon Glidewell	LHP	R/L	6-3	180	Jr-RS	Wentzville, Mo. (Timberland HS)
23	Adam Grantham	RHP	R/R	6-2	195	So	Kennett, Mo. (Kennett HS)
24	Bradley Wallace	RHP	R/R	6-2	175	Sr	Rison, Ark. (Woodlawn HS)
25	Tyler Hardie	C	L/R	6-0	205	Fr	Georgetown, Canada (Christ the King)
26	Collin Massanelli	OF	L/R	6-0	190	Jr	Pine Bluff, Ark. (Watson Chapel HS)
27	Ty Michelotti	OF	L/L	5-11	198	Jr-TR	Memphis, Tenn. (Southwest Tenn. CC)
28	Matt Burgess	INF	L/L	6-4	240	So-TR	Greenbrier, Ark. (Crowder CC)
29	J.D. Rainwater	INF	L/R	6-2	235	Fr	Jonesboro, Ark. (Jonesboro HS)
30	Derek Birginske	RHP	R/R	6-0	190	So	Russellville, Ark. (Russellville HS)
32	Daltan Lovell	C	R/R	5-10	180	Fr	Harrison, Ark. (Harrison HS)
33	J.C. Neighbors	LHP	L/L	5-11	180	Jr-TR	League City, Texas (Blinn College)
34	Colton Kibler	RHP	R/R	5-11	170	Jr-TR	Jonesboro, Ark. (Garden City CC)
35	Brett Nickle	INF	L/L	6-4	270	Fr	Olathe, Kansas (Olathe South HS)
36	Tyler Zuber	RHP	R/R	5-10	185	Fr	White Hall, Ark. (White Hall HS)
38	Kevin Garner	OF/P	L/L	5-11	180	Fr	Little Rock, Ark. (Little Rock Central HS)
39	Tanner Ring	INF/P	R/R	6-1	170	So	Batesville, Ark. (Batesville HS)
40	Joe Schrimpf	INF	S/R	5-10	192	Fr	St. Louis, Mo. (Christian Brothers HS)

Coaching Staff

Head Coach: Tommy Raffo

Pitching Coach: Tighe Dicksonson

Assistant Coach: Anthony Everman

Volunteer Assistant Coach: Noah Sanders

Director of Operations: Jon Garner

Athletic Trainer: Hiroki Yoshimoto

Pronunciation Guide

5 - Zach Maggio - Ma-Gee-O

8 - Stuart Levy - Lee-Vee

16 - Bryan Ayers - Airs

21 - Jon Glidewell - Glide-Well

26 - Collin Massanelli - Mass-Uh-Nail-E

27 - Ty Michelotti - Mickle-ot-E

30 - Derek Birginske - Bur - Gin - Ski

37 - Tighe Dicksonson - Ty

40 - Joe Schrimpf - Shrimp-f

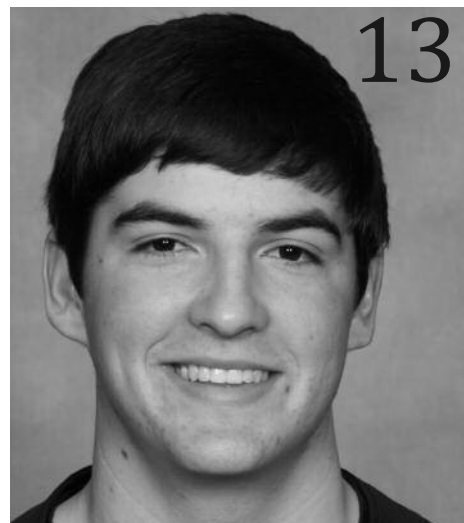


SOPHOMORE SEASON (2014): Made the first start of his career on Feb. 16 and earned the victory after tossing five innings ... has gone five innings in each of his last two starts, earning the win in each game...struck out a career-high 10 in 5.2 innings at UAB on March 2 and was named the CollegeSportsMadness.com SBC Player of the Week ... matched a career-high with 10 strikeouts in the first Friday night start of his career on March 14 in a victory over UALR ... turned in his second quality start of the season against Texas State on March 29.

FRESHMAN SEASON (2013): Appeared in 12 games and made two starts on the season ... finished with a 2-2 record recorded 25 strikeouts with a 7.23 ERA ... struck out a season-high five on April 30 against Memphis ... picked up his first career-win on April 2 against Southeast Missouri State ... made his first career start against Ole Miss on April 23 ... missed the first half of the season due to injury.

HIGH SCHOOL: Member of 2009 State Runner-Ups and 2012 team that made the state semi-finals at Tipton-Rosemark Academy in Millington, TN ... Made All-State for the Rebels.

PERSONAL: Born October 21, 1993 ... son of Jeanine and Keith Owen and has a sister named Kellie ... enjoys fishing.



David Owen

Pitcher - Soph. - 1L
6-0 - 190 - R/R
Millington, Tennessee
Tipton-Rosemark

OWEN CAREER HIGHS

IP: 7.2 - at WKU (4-4-14)
Strikeouts: 10 - vs Twice
BF: 34 - at WKU (4-4-14)
FC: 3 - vs Miami (2-16-14)
Assists: 2 - (Twice)

David Owen
Game-by-Game

Date	Opponent	GS	IP	H	R	ER	BB	SO	2B	3B	HR	ERA	NP
2/16	Miami	*	5.0	4	3	2	0	1	1	0	0	3.60	71
2/23	Illinois St.	*	5.0	8	6	6	3	1	3	1	1	7.20	101
3/2	at UAB	*	5.2	4	2	1	2	10	0	1	0	5.17	92
3/10	Creighton	*	2.0	0	0	0	0	2	0	0	0	4.58	28
3/14	UALR	*	7.0	6	0	0	1	10	1	0	0	3.28	117
3/21	at UTA	*	5.2	5	1	1	5	5	0	0	0	2.97	112
3/29	Texas State	*	6.0	6	3	3	3	6	2	0	0	3.22	115
4/2	at WKU	*	7.2	8	8	6	2	6	3	0	0	3.89	125
4/11	at USA	*	2.1	7	5	4	0	5	1	0	1	4.47	61
TOTALS			46.1	48	28	23	16	46	11	2	1	4.47	822

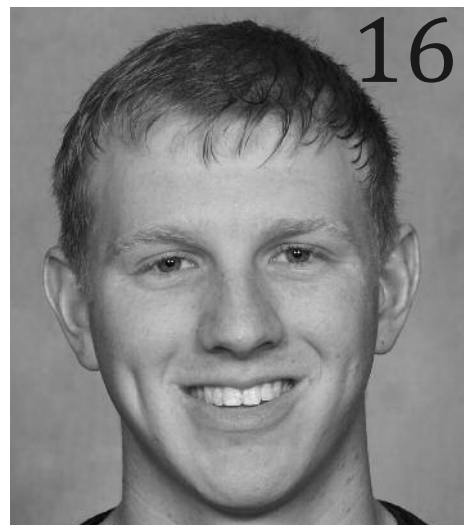
CAREER STATISTICS

	ERA	W-L	AP	GS	CG	SV	IP	H	R	ER	BB	SO	BF	AVG	WP	HB
2013	7.23	2-2	12	2	0	0	23.2	23	20	19	15	25	111	.253	2	3
2014	4.47	4-2	9	9	0	0	46.1	48	28	23	16	46	212	.262	1	8
Totals	5.40	6-4	21	11	0	0	70.0	71	48	42	31	71	323	.259	3	11

FRESHMAN SEASON (2014): Has pitched in relief six times this season ... made his debut February 15 vs Miami (Ohio) and gave up one hit and one run in one inning of work ... pitched four consecutive shutout innings in relief at Missouri State March 26 ... earned his first collegiate win April 9 with six shutout innings against UCA ... also struck out a career eight in the game.

HIGH SCHOOL: Earned Arkansas 5A All-State and All-State Tournament team honors in as a senior ... selected to participate in the AAA Arkansas High School Coaches' All-Star game ... as a sophomore he hit .391 with six RBIs ... on the mound he struck out 10 in 6 2/3 innings of work ... as a junior he hit .396 with 20 RBI and two homeruns ... had 67 strikeouts in 38 2/3 innings ... finished the year with a 1.45 earned run average.

PERSONAL: Born January 24, 1995 ... son of Michael and Lisa Ayers ... majoring in Athletic Training.



Bryan Ayers

Pitcher - Freshman
6-0 - 190 - R/R
Vilonia, Arkansas
Vilonia HS

AYERS CAREER HIGHS

IP: 6.0 - UCA (4-9-14)
Strikeouts: 8 - UCA (4-9-14)
BF: 19 - UCA (4-9-14)
FC: 1 - Four Times
Assists: 1 - Four Times

Bryan Ayers
Game-by-Game

Date	Opponent	GS	IP	H	R	ER	BB	SO	2B	3B	HR	ERA	NP
2/15	Miami		1.0	1	1	0	1	1	0	0	0	0.00	24
2/21	Illinois St.		4.0	2	0	0	1	4	0	0	0	0.00	63
2/25	SEMO		1.0	1	0	0	0	0	0	0	0	0.00	6
2/28	at UAB		0.0	2	4	4	2	0	0	0	0	6.00	19
3/10	Creighton		2.2	2	2	2	3	1	0	0	0	6.23	54
3/26	at Missouri St.		4.0	1	0	0	0	4	0	0	0	4.26	48
4/1	at SEMO	*	4.0	3	2	2	3	1	0	0	0	4.32	57
4/9	UCA	*	6.0	4	0	0	3	8	1	0	0	3.18	92
TOTALS			22.2	16	9	8	13	19	1	0	0	3.18	363

-----**CAREER STATISTICS**-----

	ERA	W-L	AP	GS	CG	SV	IP	H	R	ER	BB	SO	BF	AVG	WP	HB
2014	3.18	1-1	8	2	0	0	22.2	16	9	8	13	19	91	.208	2	2
Totals	3.18	1-1	8	2	0	0	22.2	16	9	8	13	19	91	.208	2	2

SENIOR SEASON (2014): Did not allow a run in his first start of the season against Miami on Feb. 15 ... has struggled after looking sharp in his first start of the season ... has made it out of the fourth inning just once this year ... turned in his best outing of the Sun Belt Conference season by tossing seven innings of shutout baseball against Texas State on March 30 ... his seven innings tied a career-high for a game ... tossed his second straight quality start April 6 at WKU and has allowed 1 run in his last 14 innings ... turned in his third straight quality start of the season against USA April 13.


JUNIOR SEASON (2013): Appeared in 14 games and made 13 starts, the second most on the team ... had a 5-2 record on the year and the second most wins of any pitcher ... had a 4.33 ERA and career best 78 strikeouts on the season ... tossed a career-high seven innings twice on the year with first coming on April 7 against Western Kentucky and then against on April 20 against Louisiana-Monroe ... struck out a career-high 12 batters on April 7 against Western Kentucky ... he also retired 18 straight at one point in the game ... his .243 opposing batting average with the eighth best in the league ... his 78 strikeouts were the ninth most in the Sun Belt Conference ... he struck out 29 batters looking, the fifth most in the league.

SOPHOMORE SEASON (2012): Appeared in 17 games and made three starts...had an 8.29 ERA with 32 strikeouts...tossed a career best six innings against Evansville on Feb. 25...also had a career high five strikeouts in the game.

FRESHMAN SEASON (2011): Made 15 appearances, drawing one start...posted an ERA of 6.75 as a true freshman... worked 18.2 innings, striking out 22 batters...issued eight walks...struck out four in 2.2 innings against ULM April 9...earned two saves.

HIGH SCHOOL: Pitched four years at Woodlawn High School in Pine Bluff, Ark...was named a Pre Season Under Armour All-American prior to the start of his senior season...pitched 69 innings with 113 strikeouts for a 1.12 ERA as a junior while putting together a 12-2 record which included two no hitters...named all-state as a junior...also played basketball.

PERSONAL: Born September 12, 1992 ... majoring in Computer Science at Arkansas State...son of Keith and Cindi Wallace.



Bradley Wallace

Pitcher - Senior - 3L
6-2 - 175 - R/R
Rison, Arkansas
Woodlawn HS

WALLACE CAREER HIGHS

IP: 7 - 3 Times
Strikeouts: 12 - WKU (April 7, 2013)
BF: 28 - Three Times
FC: 3 - Three Times
Assists: 4 - Four Times

Bradley Wallace Game-by-Game

Date	Opponent	GS	IP	H	R	ER	BB	SO	2B	3B	HR	ERA	NP
2/15	Miami	*	6.0	4	0	0	3	5	2	0	0	0.00	97
2/21	Illinois St.	*	4.0	6	4	4	1	5	1	0	0	3.60	87
2/28	at UAB	*	4.0	6	1	1	4	3	1	0	0	3.21	79
3/8	Creighton	*	4.0	6	6	5	1	4	1	1	0	5.00	62
3/15	UALR	*	4.0	6	2	2	1	4	0	0	1	4.91	79
3/23	at UTA	*	2.1	5	6	6	2	1	0	1	2	6.66	56
3/20	Texas State	*	7.0	4	0	0	1	3	0	0	0	5.17	93
4/6	at WKU	*	7.0	5	1	0	1	3	2	0	0	4.23	99
4/13	at USA	*	6.0	8	2	2	2	7	2	0	0	4.06	96
TOTALS			44.1	50	22	20	16	35	9	2	3	4.06	748

CAREER STATISTICS

	ERA	W-L	AP	GS	CG	SV	IP	H	R	ER	BB	SO	BF	AVG	WP	HB
2011	6.75	0-0	15	1	0	2	18.2	20	15	14	8	22	87	.286	4	5
2012	8.29	3-1	17	3	0	1	33.2	50	32	31	15	32	168	.347	7	6
2013	4.33	5-2	14	13	0	0	70.2	65	38	34	25	78	310	.243	6	8
2014	4.06	3-3	9	9	0	0	44.1	50	22	20	16	35	201	.287	1	3
Totals	5.32	11-6	55	26	0	3	167.1	185	107	99	64	167	766	.282	18	22



stAte
Game Results for Arkansas State (as of Apr 16, 2014)
(All games)



Date	Opponent	Score	Inns	Overall	Sun Belt	Pitcher of record	Attend	Time
Feb 15, 2014	MIAMI-1	w 3-0	9	1-0-0	0-0-0	Wallace, B. (W 1-0)	-	2:36
Feb 15, 2014	MIAMI-2	w 18-8	9	2-0-0	0-0-0	Hawkins, C. (W 1-0)	425	3:50
Feb 16, 2014	MIAMI	w 13-3	9	3-0-0	0-0-0	Owen, D. (W 1-0)	319	2:41
Feb 18, 2014	ARKANSAS-MONTICELLO	L 0-2	9	3-1-0	0-0-0	Birginske (L 0-1)	304	2:25
Feb 21, 2014	ILLINOIS STATE	L 3-4	9	3-2-0	0-0-0	Wallace, B. (L 1-1)	361	2:54
Feb 22, 2014	ILLINOIS STATE-1	L 2-3	9	3-3-0	0-0-0	Hawkins, C. (L 1-1)	-	2:50
Feb 22, 2014	ILLINOIS STATE-2	L 7-9	7	3-4-0	0-0-0	Croft, M. (L 0-1)	705	2:30
Feb 23, 2014	ILLINOIS STATE	w 14-8	9	4-4-0	0-0-0	Owen, D. (W 2-0)	321	3:20
Feb 25, 2014	SEMO	w 8-3	9	5-4-0	0-0-0	Gaines, T. (W 1-0)	202	3:05
Feb 28, 2014	at UAB	L 0-5	9	5-5-0	0-0-0	Wallace, B. (L 1-2)	357	2:52
Mar 01, 2014	at UAB	L 1-3	9	5-6-0	0-0-0	Hawkins, C. (L 1-2)	541	2:30
Mar 02, 2014	at UAB	w 5-3	9	6-6-0	0-0-0	Ring, T. (W 1-0)	675	2:36
Mar 08, 2014	CREIGHTON	L 3-7	9	6-7-0	0-0-0	Wallace, B. (L 1-3)	201	2:42
Mar 09, 2014	CREIGHTON	L 4-5	9	6-8-0	0-0-0	Lee, C. (L 0-1)	237	2:50
Mar 10, 2014	CREIGHTON	w 6-2	9	7-8-0	0-0-0	Croft, M. (W 1-1)	263	2:29
Mar 11, 2014	at Murray State	w 27-7	9	8-8-0	0-0-0	Woodhouse (W 1-0)	137	3:36
* Mar 14, 2014	UALR	w 3-0	9	9-8-0	1-0-0	Owen, D. (W 3-0)	292	2:14
* Mar 15, 2014	UALR-1	w 5-3	9	10-8-0	2-0-0	Hawkins, C. (W 2-2)	-	2:21
* Mar 15, 2014	UALR-2	w 4-3	(14)	11-8-0	3-0-0	Gaines, T. (W 2-0)	347	4:13
Mar 19, 2014	at #14 Ole Miss	L 3-4	9	11-9-0	3-0-0	Kibler, C. (L 0-1)	6716	2:44
* Mar 21, 2014	at UT Arlington	w 5-1	9	12-9-0	4-0-0	Owen, D. (W 4-0)	361	2:56
* Mar 22, 2014	at UT Arlington	L 2-6	9	12-10-0	4-1-0	Hawkins, C. (L 2-3)	244	2:30
* Mar 23, 2014	at UT Arlington	w 14-10	9	13-10-0	5-1-0	Woodhouse (W 2-0)	256	3:08
Mar 25, 2014	MEMPHIS	w 10-7	9	14-10-0	5-1-0	Kibler, C. (W 1-1)	271	2:37
Mar 26, 2014	at Missouri State	L 4-5	9	14-11-0	5-1-0	Grantham, A. (L 0-1)	313	2:16
* Mar 29, 2014	TEXAS STATE-1	L 3-4	(12)	14-12-0	5-2-0	Woodhouse (L 2-1)	-	3:30
* Mar 29, 2014	TEXAS STATE-2	w 5-4	9	15-12-0	6-2-0	Kibler, C. (W 2-1)	482	2:48
* Mar 30, 2014	TEXAS STATE	w 4-1	9	16-12-0	7-2-0	Wallace, B. (W 2-3)	276	2:25
Apr 01, 2014	at SEMO	L 0-7	9	16-13-0	7-2-0	Ayers, B. (L 0-1)	463	2:33
* Apr 04, 2014	at Western Kentucky	L 6-8	9	16-14-0	7-3-0	Owen, D. (L 4-1)	337	2:48
* Apr 05, 2014	at Western Kentucky	L 6-9	9	16-15-0	7-4-0	Hawkins, C. (L 2-4)	538	2:49
* Apr 06, 2014	at Western Kentucky	w 7-5	9	17-15-0	8-4-0	Wallace, B. (W 3-3)	341	3:01
Apr 09, 2014	CENTRAL ARKANSAS	w 3-0	9	18-15-0	8-4-0	Ayers, B. (W 1-1)	608	2:18
* Apr 11, 2014	at South Alabama	L 0-5	9	18-16-0	8-5-0	Owen, D. (L 4-2)	1196	2:33
* Apr 12, 2014	at South Alabama	w 7-6	(14)	19-16-0	9-5-0	Gaines, T. (W 3-0)	1241	3:37
* Apr 13, 2014	at South Alabama	w 3-2	9	20-16-0	10-5-0	Kibler, C. (W 3-1)	1126	2:36
Apr 15, 2014	at Memphis	w 6-4	9	21-16-0	10-5-0	Zuber, T. (W 1-0)	421	3:08

* = Conference game

() extra inning game



stAte
Game Results for Arkansas State (as of Apr 16, 2014)
(All games)



Feb 15, 2014 at Jonesboro, Ark.

Score by Innings	1	2	3	4	5	6	7	8	9	R	H	E
Miami	0	0	0	0	0	0	0	0	0	0	7	4
Arkansas State	0	0	3	0	0	0	0	0	X	3	6	0

WP-Wallace, Bradley (1-0) Save-Grantham, Adam(1) LP-VARNER, Seth (0-1) T-2:36 A-0

Feb 15, 2014 at Jonesboro, Ark.

Score by Innings	1	2	3	4	5	6	7	8	9	R	H	E
Miami	0	4	0	0	0	1	2	0	1	8	12	7
Arkansas State	3	3	0	4	0	0	8	0	0	18	16	2

WP-Hawkins, Chandler (1-0) LP-WILLIAMS, Nathan (0-1) T-3:50 A-425

Feb 16, 2014 at Jonesboro, Ark.

Score by Innings	1	2	3	4	5	6	7	8	9	R	H	E
Miami	0	0	0	2	1	0	0	0	0	3	7	2
Arkansas State	1	0	3	2	2	3	2	0	X	13	14	2

WP-Owen, David (1-0) LP-POWERS, Ryan (0-1) T-2:41 A-319

Feb 18, 2014 at Jonesboro, Ark.

Score by Innings	1	2	3	4	5	6	7	8	9	R	H	E
Arkansas-Monticello	1	0	0	1	0	0	0	0	0	2	4	0
Arkansas State	0	0	0	0	0	0	0	0	0	0	7	3

WP-Z. McKnight (1-0) Save-J. Harvill(3) LP-Birginske, Derek (0-1) T-2:25 A-304

Feb 21, 2014 at Jonesboro, Arkansas

Score by Innings	1	2	3	4	5	6	7	8	9	R	H	E
Illinois State	0	0	1	0	3	0	0	0	0	4	8	1
Arkansas State	0	0	1	0	1	0	1	0	0	3	7	2

WP-SAVAS, Dan (2-0) Save-RHOADES, Jeremy(1) LP-Wallace, Bradley (1-1) T-2:54 A-361

Feb 22, 2014 at Jonesboro, Ark.

Score by Innings	1	2	3	4	5	6	7	8	9	R	H	E
Illinois State	0	0	0	0	0	2	1	0	0	3	8	1
Arkansas State	0	1	0	0	0	0	0	1	0	2	6	0

WP-CRAIG, Dylan (1-0) Save-RHOADES, Jeremy(2) LP-Hawkins, Chandler (1-1) T-2:5 A-0 A-0

Feb 22, 2014 at Jonesboro, Ark.

Score by Innings	1	2	3	4	5	6	7	R	H	E
Illinois State	3	0	0	2	0	1	3	9	15	1
Arkansas State	0	0	1	1	1	0	4	7	9	0

WP-LEARNARD, JD (1-0) Save-SUAREZ, David(1) LP-Croft, Morgan (0-1) T-2:30 A-705



stAte
Game Results for Arkansas State (as of Apr 16, 2014)
(All games)



Feb 23, 2014 at Jonesboro, Arkansas

Score by Innings	1	2	3	4	5	6	7	8	9	R	H	E	
Illinois State	1	2	0	0	3	0	0	2	0	-	8	12	4
Arkansas State	0	5	6	2	1	0	0	0	X	-	14	15	3

WP-Owen, David (2-0) LP-HEADEAN, Will (0-1) T-3:20 A-321
 HR ILS - CZESZEWSKI, Jack (1)
 HR ASU - Burgess, Matt (1)

Feb 25, 2014 at Jonesboro, Arkansas

Score by Innings	1	2	3	4	5	6	7	8	9	R	H	E	
SEMO	2	0	0	0	0	0	1	0	0	-	3	11	2
Arkansas State	0	1	3	0	1	0	0	3	X	-	8	12	0

WP-Gaines, Tanner (1-0) LP-WINKELMAN, Alex (0-2) T-3:05 A-202

Feb 28, 2014 at Birmingham, Ala.

Score by Innings	1	2	3	4	5	6	7	8	9	R	H	E	
Arkansas State	0	0	0	0	0	0	0	0	0	-	0	7	0
UAB	0	0	1	0	4	0	0	0	X	-	5	11	0

WP-C. Mallard (3-0) LP-Wallace, Bradley (1-2) T-2:52 A-357

Mar 01, 2014 at Birmingham, Ala.

Score by Innings	1	2	3	4	5	6	7	8	9	R	H	E	
Arkansas State	0	0	0	0	0	0	0	0	1	-	1	5	0
UAB	2	0	0	0	0	0	0	1	X	-	3	9	1

WP-J. Lieske (2-0) Save-A. Lau(1) LP-Hawkins, Chandler (1-2) T-2:30 A-541

Mar 02, 2014 at Birmingham, Ala.

Score by Innings	1	2	3	4	5	6	7	8	9	R	H	E	
Arkansas State	0	0	0	0	1	0	4	0	0	-	5	8	1
UAB	0	0	0	1	0	1	0	0	1	-	3	6	3

WP-Ring, Tanner (1-0) Save-Kibler, Colton(1) LP-C. Eller (1-1) T-2:36 A-675

Mar 08, 2014 at Millington, Tenn.

Score by Innings	1	2	3	4	5	6	7	8	9	R	H	E	
Creighton	0	0	4	2	1	0	0	0	0	-	7	8	0
Arkansas State	1	0	0	0	2	0	0	0	0	-	3	8	2

WP-WARREN, Matt (3-0) LP-Wallace, Bradley (1-3) T-2:42 A-201

Mar 09, 2014 at Millington, Tenn.

Score by Innings	1	2	3	4	5	6	7	8	9	R	H	E	
Creighton	0	1	0	0	0	2	0	2	0	-	5	6	2
Arkansas State	0	0	0	3	0	0	1	0	0	-	4	9	1

WP-LUKOWSKI, Mark (1-0) Save-PETER, Jake(1) LP-Lee, Coulton (0-1) T-2:50 A-237
 HR CU - GERBER, Mike (3), LUCANSKY, Landon (1)



stAte
Game Results for Arkansas State (as of Apr 16, 2014)
(All games)



Mar 10, 2014 at Jonesboro, Ark.

Score by Innings	1	2	3	4	5	6	7	8	9	R	H	E	
Creighton	0	0	1	0	1	0	0	0	0	-	2	2	1
Arkansas State	0	1	3	2	0	0	0	0	X	-	6	9	0

WP-Croft, Morgan (1-1) LP-STRUNC, Tommy (0-2) T-2:29 A-263

Mar 11, 2014 at Murray, Ky.

Score by Innings	1	2	3	4	5	6	7	8	9	R	H	E	
Arkansas State	5	3	5	1	3	0	3	7	0	-	27	19	0
Murray State	1	0	0	3	0	3	0	0	0	-	7	10	6

WP-Woodhouse, Cody (1-0) LP-Kyle Cornett (0-1) T-3:36 A-137
 HR ASU - Baker, Austin (3)
 HR MUR - Taylor Mathews (1)

Mar 14, 2014 at Jonesboro, Ark.

Score by Innings	1	2	3	4	5	6	7	8	9	R	H	E	
UALR	0	0	0	0	0	0	0	0	0	-	0	6	0
Arkansas State	0	0	0	0	3	0	0	0	X	-	3	5	1

WP-Owen, David (3-0) Save-Croft, Morgan(1) LP-McDonald, Travis (2-1) T-2:14 A-292

Mar 15, 2014 at Jonesboro, Ark.

Score by Innings	1	2	3	4	5	6	7	8	9	R	H	E	
UALR	2	1	0	0	0	0	0	0	0	-	3	10	1
Arkansas State	0	0	3	0	1	0	1	0	X	-	5	10	0

WP-Hawkins, Chandler (2-2) Save-Croft, Morgan(2) LP-Schlechte, Ethan (2-2) T-2 A-0 A-0
 HR UALR - Rockwell, Tanner (3)

Mar 15, 2014 at Jonesboro, Ark.

Score by Innings	1	2	3	4	5	6	7	8	9	10	11	12	13	14	R	H	E	
UALR	0	0	0	2	0	0	0	0	1	0	0	0	0	0	-	3	11	1
Arkansas State	0	0	0	0	3	0	0	0	0	0	0	0	0	1	-	4	12	1

WP-Gaines, Tanner (2-0) LP-Rockwell, Tanner (0-1) T-4:13 A-347
 HR UALR - Scott, Ryan (2)

Mar 19, 2014 at Oxford, Miss.

Score by Innings	1	2	3	4	5	6	7	8	9	R	H	E	
Arkansas State	0	0	1	1	1	0	0	0	0	-	3	8	0
Ole Miss	1	0	0	0	0	1	2	0	X	-	4	8	1

WP-Weathersby (1-0) Save-J. Laxer(2) LP-Kibler, Colton (0-1) T-2:44 A-6716

Mar 21, 2014 at Arlington, Texas

Score by Innings	1	2	3	4	5	6	7	8	9	R	H	E	
Arkansas State	2	0	0	3	0	0	0	0	0	-	5	11	1
UT Arlington	0	1	0	0	0	0	0	0	0	-	1	6	1

WP-Owen, David (4-0) LP-Vachon, Brad (1-5) T-2:56 A-361



stAte
Game Results for Arkansas State (as of Apr 16, 2014)
(All games)



Mar 22, 2014 at Arlington, Texas

Score by Innings	1	2	3	4	5	6	7	8	9	R	H	E
Arkansas State	1	0	0	0	0	0	0	0	1	2	7	0
UT Arlington	1	1	0	0	0	1	0	3	X	6	16	1

WP-Hobbs, Zach (1-0) Save-Weaver, Chase(1) LP-Hawkins, Chandler (2-3) T-2:30 A-244
 HR ASU - Baker, Austin (4)
 HR UTA - Shortall, Matt (3), McLemore,Darien (2)

Mar 23, 2014 at Arlington, Texas

Score by Innings	1	2	3	4	5	6	7	8	9	R	H	E
Arkansas State	0	4	0	0	4	0	5	0	1	14	12	2
UT Arlington	3	1	2	0	2	2	0	0	0	10	14	2

WP-Woodhouse, Cody (2-0) Save-Croft, Morgan(3) LP-Weaver, Chase (2-1) T-3:08 A-256
 HR UTA - Shortall, Matt (5), Bottger, Ryan (1), Sibley, Travis (1)

Mar 25, 2014 at Jonesboro, Arkansas

Score by Innings	1	2	3	4	5	6	7	8	9	R	H	E
Memphis	2	1	0	0	0	0	0	4	0	7	9	4
Arkansas State	0	0	2	1	0	1	1	5	X	10	12	1

WP-Kibler, Colton (1-1) LP-BLACKWOOD, Nolan (2-3) T-2:37 A-271
 HR ASU - Baker, Austin (5)

Mar 26, 2014 at Springfield, Mo.

Score by Innings	1	2	3	4	5	6	7	8	9	R	H	E
Arkansas State	3	0	0	0	0	0	0	0	1	4	6	0
Missouri State	0	4	1	0	0	0	0	0	X	5	6	0

WP-Perez,Sam (1-0) LP-Grantham, Adam (0-1) T-2:16 A-313
 HR MSU - Fultz,Matt (3)

Mar 29, 2014 at Jonesboro, Arkansas

Score by Innings	1	2	3	4	5	6	7	8	9	10	11	12	R	H	E
Texas State	1	0	0	0	2	0	0	0	0	0	0	1	4	12	3
Arkansas State	0	0	0	0	0	1	0	0	2	0	0	0	3	10	0

WP-Lemke, Hunter (5-1) LP-Woodhouse, Cody (2-1) T-3:30 A-0

Mar 29, 2014 at Jonesboro, Arkansas

Score by Innings	1	2	3	4	5	6	7	8	9	R	H	E
Texas State	0	0	0	0	2	1	0	1	0	4	9	1
Arkansas State	0	1	1	0	1	0	2	0	X	5	11	0

WP-Kibler, Colton (2-1) Save-Croft, Morgan(4) LP-Williams, Austen (3-1) T-2:48 A-482 A-482 sten
 HR ASU - Wilcoxson, Eric

Mar 30, 2014 at Jonesboro, Arkansas

Score by Innings	1	2	3	4	5	6	7	8	9	R	H	E
Texas State	0	0	0	0	0	0	0	0	1	1	7	1
Arkansas State	1	0	0	2	0	0	0	1	X	4	8	0

WP-Wallace, Bradley (2-3) LP-Humpal, Lucas (2-1) T-2:25 A-276
 HR ASU - Burgess, Matt



stAte
Game Results for Arkansas State (as of Apr 16, 2014)
(All games)



Apr 01, 2014 at Cape Girardeau, Mo.

Score by Innings	1	2	3	4	5	6	7	8	9	R	H	E
Arkansas State	0	0	0	0	0	0	0	0	0	0	4	0
SEMO	0	0	2	0	0	1	2	2	X	7	11	0

WP-HULL, Christian (2-1) LP-Ayers, Bryan (0-1) T-2:33 A-463

Apr 04, 2014 at Bowling Green, Ky.

Score by Innings	1	2	3	4	5	6	7	8	9	R	H	E
Arkansas State	0	1	0	0	1	2	1	0	1	6	10	1
Western Kentucky	2	0	3	0	1	0	0	2	X	8	9	3

WP-Hageman, Justin (3-1) Save-Tompkins, Ian(8) LP-Owen, David (4-1) T-2:48 A-337

Apr 05, 2014 at Bowling Green, Ky.

Score by Innings	1	2	3	4	5	6	7	8	9	R	H	E
Arkansas State	0	0	3	0	0	0	1	2	0	6	7	1
Western Kentucky	0	0	1	0	5	0	1	2	X	9	10	2

WP-Clay, Austin (4-2) Save-Bartley, Josh(1) LP-Hawkins, Chandler (2-4) T-2:49 A-538

HR WKU - Church, Ryan (5), Miller, Anderson (1)

Apr 06, 2014 at Bowling Green, Ky.

Score by Innings	1	2	3	4	5	6	7	8	9	R	H	E
Arkansas State	1	0	2	3	0	0	0	0	1	7	12	1
Western Kentucky	0	0	0	0	1	0	0	0	4	5	9	2

WP-Wallace, Bradley (3-3) LP-Thompson, Jake (2-3) T-3:01 A-341

Apr 09, 2014 at Jonesboro, Arkansas

Score by Innings	1	2	3	4	5	6	7	8	9	R	H	E
Central Arkansas	0	0	0	0	0	0	0	0	0	0	5	1
Arkansas State	2	0	0	0	0	0	1	0	X	3	5	0

WP-Ayers, Bryan (1-1) Save-Croft, Morgan(5) LP-Echols, Riley (1-2) T-2:18 A-608

Apr 11, 2014 at Mobile, Ala.

Score by Innings	1	2	3	4	5	6	7	8	9	R	H	E
Arkansas State	0	0	0	0	0	0	0	0	0	0	4	3
South Alabama	3	1	1	0	0	0	0	0	X	5	9	1

WP-St. John, Locke (4-1) LP-Owen, David (4-2) T-2:33 A-1196

Apr 12, 2014 at Mobile, Ala.

Score by Innings	1	2	3	4	5	6	7	8	9	10	11	12	13	14	R	H	E
Arkansas State	2	0	0	0	2	0	0	2	0	0	0	0	0	1	7	11	3
South Alabama	0	0	4	0	0	1	1	0	0	0	0	0	0	0	6	8	3

WP-Gaines, Tanner (3-0) Save-Croft, Morgan(6) LP-Halford, Brandon (3-1) T-3:3 A-1241 A-1241 don

HR ASU - Baker, Austin (6)



stAte
Game Results for Arkansas State (as of Apr 16, 2014)
(All games)



Apr 13, 2014 at Mobile, Ala.

Score by Innings	1	2	3	4	5	6	7	8	9	R	H	E	
Arkansas State	0	0	0	1	0	0	1	0	1	-	3	9	1
South Alabama	1	0	0	0	1	0	0	0	0	-	2	10	0

WP-Kibler, Colton (3-1) Save-Croft, Morgan(7) LP-Carleton, Cameron (0-1) T-2:3 A-1126 A-1126 ron

Apr 15, 2014 at Memphis, Tenn.

Score by Innings	1	2	3	4	5	6	7	8	9	R	H	E	
Arkansas State	0	0	0	2	0	1	1	2	0	-	6	11	1
Memphis	0	2	0	2	0	0	0	0	0	-	4	5	0

WP-Zuber, Tyler (1-0) LP-BLACKWOOD, Nolan (2-4) T-3:08 A-421

stAte
Team Game-by-Game for Arkansas State (as of Apr 16, 2014)
Batting (All games)

Date	Opponent	ab	r	h	rbi	2b	3b	hr	tb	bb	ibb	sb	cs	hbp	sac	sf	gdp	k	po	a	e	lob	avg
Feb 15	MIAMI	28	3	6	3	1	0	0	7	1	0	3	0	1	0	2	1	4	27	9	0	5	.214
Feb 15	MIAMI	41	18	16	15	6	0	0	22	7	0	1	0	3	1	1	0	6	27	10	2	11	.319
Feb 16	MIAMI	38	13	14	10	6	1	0	22	5	0	3	0	3	0	1	0	3	27	14	2	10	.336
Feb 18	ARKANSAS-MONTICEL	33	0	7	0	3	0	0	10	1	0	1	0	0	0	0	0	7	27	6	3	7	.307
Feb 21	ILLINOIS STATE	32	3	7	2	3	1	0	12	6	0	1	0	2	0	0	1	9	27	8	2	10	.291
Feb 22	ILLINOIS STATE	28	2	6	2	0	0	0	6	6	0	1	1	0	4	0	0	6	27	10	0	9	.280
Feb 22	ILLINOIS STATE	27	7	9	7	1	0	0	10	7	0	1	0	1	0	2	2	2	21	9	0	9	.286
Feb 23	ILLINOIS STATE	40	14	15	11	4	0	1	22	6	0	1	0	2	0	1	0	8	27	11	3	11	.300
Feb 25	SEMO	31	8	12	6	2	1	0	16	7	0	1	0	2	2	0	2	3	27	12	0	10	.309
Feb 28	at UAB	30	0	7	0	0	0	0	7	1	0	0	1	0	1	0	1	8	24	7	0	5	.302
Mar 01	at UAB	31	1	5	1	2	0	0	7	3	0	1	0	1	0	0	2	7	24	9	0	7	.290
Mar 02	at UAB	33	5	8	3	1	1	0	11	2	0	0	0	0	3	0	0	6	27	7	1	6	.286
Mar 08	CREIGHTON	34	3	8	3	2	0	0	10	2	0	1	0	2	0	0	0	10	27	13	2	8	.282
Mar 09	CREIGHTON	33	4	9	3	1	0	0	10	7	2	2	0	1	3	0	2	5	27	6	1	13	.281
Mar 10	CREIGHTON	30	6	9	6	2	0	0	11	5	0	4	2	1	0	0	0	4	27	8	0	6	.282
Mar 11	at Murray State	46	27	19	21	4	1	3	34	13	0	4	0	8	1	3	0	9	27	12	0	17	.293
*Mar 14	UALR	28	3	5	2	1	1	0	8	1	0	3	0	1	0	0	0	6	27	12	1	3	.288
*Mar 15	UALR	33	5	10	5	1	0	0	11	1	0	2	0	1	0	0	1	2	27	9	0	6	.289
*Mar 15	UALR	47	4	12	3	0	0	0	12	5	2	0	0	2	3	1	1	8	42	16	1	14	.286
Mar 19	at Ole Miss	33	3	8	2	0	0	0	8	3	0	3	0	0	1	0	0	11	24	11	0	7	.284
*Mar 21	at UT Arlington	38	5	11	4	2	0	0	13	5	0	0	0	1	0	0	0	6	27	10	1	12	.284
*Mar 22	at UT Arlington	32	2	7	2	2	0	1	12	7	0	1	0	1	0	0	1	8	24	9	0	11	.282
*Mar 23	at UT Arlington	39	14	12	11	1	2	0	17	7	0	1	0	2	0	1	0	7	27	5	2	8	.283
Mar 25	MEMPHIS	36	10	12	9	4	0	1	19	6	0	2	0	0	0	2	0	6	27	11	1	10	.285
Mar 26	at Missouri State	32	4	6	3	2	0	0	8	3	0	0	0	3	0	1	0	6	24	11	0	8	.281
*Mar 29	TEXAS STATE	44	3	10	2	1	0	0	11	6	2	0	2	1	0	1	0	5	36	15	0	13	.279
*Mar 29	TEXAS STATE	32	5	11	4	1	0	1	15	1	0	1	1	1	1	0	0	11	27	11	0	6	.281
*Mar 30	TEXAS STATE	28	4	8	3	2	0	1	13	2	0	1	1	2	0	0	0	5	27	10	0	4	.281
Apr 01	at SEMO	31	0	4	0	1	0	0	5	0	0	0	0	1	0	0	0	11	24	6	0	5	.276
*Apr 04	at Western Kentucky	34	6	10	3	2	0	0	12	8	0	1	1	0	2	0	0	9	24	5	1	11	.277
*Apr 05	at Western Kentucky	31	6	7	6	0	0	0	7	7	0	0	1	1	1	0	2	3	24	8	1	7	.275
*Apr 06	at Western Kentucky	32	7	12	6	2	0	0	14	6	0	2	3	1	0	2	1	3	27	9	1	7	.278
Apr 09	CENTRAL ARKANSAS	27	3	5	3	1	0	0	6	5	0	0	1	0	2	0	0	4	27	9	0	7	.276
*Apr 11	at South Alabama	28	0	4	0	0	0	0	4	1	0	0	2	3	1	0	0	6	24	7	3	6	.273
*Apr 12	at South Alabama	49	7	11	7	1	1	1	17	4	0	0	0	1	3	2	0	18	42	15	3	10	.271
*Apr 13	at South Alabama	33	3	9	3	3	0	0	12	3	0	2	0	1	3	0	0	5	27	12	1	10	.271
Apr 15	at Memphis	38	6	11	6	1	0	0	12	2	0	1	0	3	1	0	0	10	27	3	1	11	.271
Totals		1260	214	342	177	66	9	9	453	162	6	45	16	53	33	20	17	247	1005	355	33	320	.271

stAte
Team Game-by-Game for Arkansas State (as of Apr 16, 2014)
Pitching (All games)

Date	Opponent	ip	h	r	er	bb	so	2b	3b	hr	wp	bk	hbp	dp	ibb	score	w-l	sv	era
Feb 15	MIAMI	9.0	7	0	0	5	9	2	0	0	1	0	0	2	0	3-0	1-0	1	0.00
Feb 15	MIAMI	9.0	12	8	7	4	11	2	0	0	2	0	1	0	0	18-8	2-0	1	3.50
Feb 16	MIAMI	9.0	7	3	2	1	4	1	0	0	0	0	1	1	0	13-3	3-0	1	3.00
Feb 18	ARKANSAS-MONTICEL	9.0	4	2	1	3	6	1	0	0	1	0	1	1	0	0-2	3-1	1	2.50
Feb 21	ILLINOIS STATE	9.0	8	4	4	2	11	1	0	0	0	0	0	0	0	3-4	3-2	1	2.80
Feb 22	ILLINOIS STATE	9.0	8	3	3	5	10	2	0	0	0	0	1	1	0	2-3	3-3	1	2.83
Feb 22	ILLINOIS STATE	7.0	15	9	9	1	5	1	0	0	0	0	1	1	0	7-9	3-4	1	3.84
Feb 23	ILLINOIS STATE	9.0	12	8	7	5	4	5	1	1	0	0	2	1	0	14-8	4-4	1	4.24
Feb 25	SEMO	9.0	11	3	3	2	8	1	0	0	2	0	0	1	0	8-3	5-4	1	4.10
Feb 28	at UAB	8.0	11	5	5	9	6	1	0	0	1	0	1	0	0	0-5	5-5	1	4.24
Mar 01	at UAB	8.0	9	3	3	5	6	1	0	0	0	0	1	0	0	1-3	5-6	1	4.17
Mar 02	at UAB	9.0	6	3	2	4	12	1	1	0	0	0	1	1	0	5-3	6-6	2	3.98
Mar 08	CREIGHTON	9.0	8	7	6	4	6	2	1	0	2	0	2	0	0	3-7	6-7	2	4.14
Mar 09	CREIGHTON	9.0	6	5	5	2	7	1	0	2	0	0	0	0	0	4-5	6-8	2	4.20
Mar 10	CREIGHTON	9.0	2	2	2	3	7	0	0	0	0	0	0	0	0	6-2	7-8	2	4.05
Mar 11	at Murray State	9.0	10	7	7	6	7	2	0	1	1	0	1	2	0	27-7	8-8	2	4.24
*Mar 14	UALR	9.0	6	0	0	1	11	1	0	0	0	0	0	1	0	3-0	9-8	3	3.99
*Mar 15	UALR	9.0	10	3	3	0	7	1	1	1	0	0	0	0	0	5-3	10-8	4	3.93
*Mar 15	UALR	14.0	11	3	3	3	8	1	0	1	1	0	2	1	1	4-3	11-8	4	3.77
Mar 19	at Ole Miss	8.0	8	4	4	3	4	0	0	0	0	0	0	1	0	3-4	11-9	4	3.80
*Mar 21	at UT Arlington	9.0	6	1	1	6	8	1	0	0	0	0	1	2	0	5-1	12-9	4	3.67
*Mar 22	at UT Arlington	8.0	16	6	6	1	4	2	0	2	1	0	1	0	1	2-6	12-10	4	3.79
*Mar 23	at UT Arlington	9.0	14	10	9	5	2	1	1	3	0	0	0	1	0	14-10	13-10	5	4.02
Mar 25	MEMPHIS	9.0	9	7	6	2	7	1	0	0	0	0	0	0	0	10-7	14-10	5	4.10
Mar 26	at Missouri State	8.0	6	5	5	0	6	1	0	1	1	0	1	2	0	4-5	14-11	5	4.16
*Mar 29	TEXAS STATE	12.0	12	4	4	5	7	4	0	0	0	0	2	0	0	3-4	14-12	5	4.10
*Mar 29	TEXAS STATE	9.0	9	4	4	1	8	1	1	0	0	0	1	1	0	5-4	15-12	6	4.09
*Mar 30	TEXAS STATE	9.0	7	1	1	2	5	1	0	0	0	0	0	0	0	4-1	16-12	6	3.98
Apr 01	at SEMO	8.0	11	7	7	5	4	1	0	0	1	0	0	2	0	0-7	16-13	6	4.10
*Apr 04	at Western Kentucky	8.0	9	8	6	2	6	4	0	0	0	0	0	0	0	6-8	16-14	6	4.18
*Apr 05	at Western Kentucky	8.0	10	9	8	4	2	0	0	2	0	1	3	1	0	6-9	16-15	6	4.32
*Apr 06	at Western Kentucky	9.0	9	5	3	4	4	3	0	0	0	0	0	0	0	7-5	17-15	6	4.28
Apr 09	CENTRAL ARKANSAS	9.0	5	0	0	4	9	2	0	0	1	0	1	1	0	3-0	18-15	7	4.15
*Apr 11	at South Alabama	8.0	9	5	4	1	9	2	0	0	1	0	1	0	0	0-5	18-16	7	4.16
*Apr 12	at South Alabama	14.0	8	6	3	5	5	0	0	0	2	0	1	0	1	7-6	19-16	8	4.06
*Apr 13	at South Alabama	9.0	10	2	2	4	8	3	0	0	0	0	0	1	0	3-2	20-16	9	4.00
Apr 15	at Memphis	9.0	5	4	4	5	12	0	0	0	1	0	1	1	0	6-4	21-16	9	4.00
Totals		335.0	326	166	149	124	255	54	6	14	19	1	28	26	3	214-166	21-16	9	4.00



stAte
Games Summary for Arkansas State (as of Apr 16, 2014)
(All games)



Score by innings	1	2	3	4	5	6	7	8	9	EX	Total
Arkansas State	22	20	37	28	28	8	37	23	9	2	214
Opponents	26	19	21	15	27	17	13	19	8	1	166

Record when ...

Overall	21-16	After 6 leading	15-1
Conference	10-5 trailing	5-14
Non-Conference	11-11 tied	1-1
Home games	13-7	After 7 leading	18-1
Away games	8-9 trailing	1-14
Neutral site	0-0 tied	2-0
Day games	15-10	After 8 leading	19-0
Night games	6-6 trailing	0-15
vs Left starter	6-6 tied	2-0
vs Right starter	15-10		
1-Run games	4-6	Hit 0 home runs	15-15
2-Run games	4-4	... 1 home run	5-1
5+Run games	5-3	... 2+ home runs	1-0
Extra innings	2-1		
Shutouts	3-4	Opponent 0 home runs	16-12
	 1 home run	4-1
Scoring 0-2 runs	0-7 2+ HRs	1-3
..... 3-5 runs	10-6		
..... 6-9 runs	5-3	Made 0 errors	8-9
..... 10+ runs	6-0	... 1 error	8-3
		... 2+ errors	5-4
Opponent 0-2 runs	7-1		
..... 3-5 runs	8-9	Opp. made 0 errors	3-5
..... 6-9 runs	5-6 1 error	7-7
..... 10+ runs	1-0 2+ errors	11-4
Scored in 1st inning	8-3	Out-hit opponent	15-3
Opp. scored in 1st	7-8	Out-hit by opponent	4-10
Scores first	12-5	Hits are tied	2-3
Opp. scores first	9-11		

Record when team scores:

Runs	0	1	2	3	4	5	6	7	8	9	10+
W-L	0-4	0-1	0-2	4-4	2-2	4-0	2-2	2-1	1-0	0-0	6-0

Record when opponent scores:

Runs	0	1	2	3	4	5	6	7	8	9	10+
W-L	3-0	2-0	2-1	5-2	2-3	1-4	1-1	2-2	2-1	0-2	1-0

Record when leading after:

Inn.	1	2	3	4	5	6	7	8
W-L	8-2	11-2	12-2	12-4	15-3	15-1	18-1	19-0

Record when trailing after:

Inn.	1	2	3	4	5	6	7	8
W-L	6-7	5-10	5-12	5-11	2-13	5-14	1-14	0-15

Record when tied after:

Inn.	1	2	3	4	5	6	7	8
W-L	7-7	5-4	4-2	4-1	4-0	1-1	2-0	2-0

Current winning streak: 3
 Longest winning streak: 5
 Longest losing streak: 4

Home attendance : 5614 (16 dates avg = 350)
 Away attendance : 15263 (17 dates avg = 897)
 Total attendance: 20877 (33 dates avg = 632)



stAte
Miscellaneous Stats for Arkansas State (as of Apr 16, 2014)
(All games)



Multiple Hit Games	2	3	4	5+	Total
28 Burgess, Matt	11	3	-	-	14
8 Levy, Stuart	12	1	-	-	13
5 Maggio, Zach	8	-	1	-	9
4 Feddersen, Lucas	6	3	-	-	9
6 Baker, Austin	6	2	-	1	9
3 Jones, Dustin	3	3	-	-	6
30 Birginske, Derek	5	-	-	-	5
1 Wilcoxson, Eric	4	-	-	-	4
7 George, Zach	3	-	-	-	3
26 Massanelli, C.	1	-	1	-	2
40 Schrimpf, Joe	2	-	-	-	2
25 Hardie, Tyler	-	1	-	-	1
27 Michelotti, Ty	-	-	1	-	1
TEAM	61	13	3	1	78

Multiple RBI Games	2	3	4	5+	Total
6 Baker, Austin	6	1	-	1	8
28 Burgess, Matt	1	5	2	-	8
4 Feddersen, Lucas	1	3	-	-	4
40 Schrimpf, Joe	3	-	-	-	3
8 Levy, Stuart	3	-	-	-	3
3 Jones, Dustin	2	1	-	-	3
30 Birginske, Derek	2	-	-	-	2
25 Hardie, Tyler	1	1	-	-	2
1 Wilcoxson, Eric	2	-	-	-	2
11 Fitzpatrick, Kevin	1	-	-	-	1
5 Maggio, Zach	1	-	-	-	1
27 Michelotti, Ty	1	-	-	-	1
35 Nickle, Brett	1	-	-	-	1
TEAM	25	11	2	1	39

Hitting Streaks	Longest	Current
28 Burgess, Matt	12	12
7 George, Zach	10	10
4 Feddersen, Lucas	10	2
8 Levy, Stuart	9	4
5 Maggio, Zach	8	8
27 Michelotti, Ty	6	1
6 Baker, Austin	5	-
30 Birginske, Derek	5	-
3 Jones, Dustin	5	2
40 Schrimpf, Joe	3	1
11 Fitzpatrick, Kevin	3	-
1 Wilcoxson, Eric	3	-
35 Nickle, Brett	2	-
39 Ring, Tanner	2	1
26 Massanelli, C.	2	-
25 Hardie, Tyler	2	1

Reached Base Streaks	Longest	Current
8 Levy, Stuart	25	4
28 Burgess, Matt	20	20
4 Feddersen, Lucas	12	2
5 Maggio, Zach	12	8
1 Wilcoxson, Eric	10	1
7 George, Zach	10	10
3 Jones, Dustin	9	2
11 Fitzpatrick, Kevin	8	-
6 Baker, Austin	8	8
27 Michelotti, Ty	7	1
30 Birginske, Derek	7	-
26 Massanelli, C.	7	-
40 Schrimpf, Joe	6	2
35 Nickle, Brett	3	-
25 Hardie, Tyler	3	1
39 Ring, Tanner	2	1
10 Brown, Kaleb	1	-



stAte
Miscellaneous Stats for Arkansas State (as of Apr 16, 2014)
(All games)



Starting Lineup By Position
(Team W-L record when starter)

PITCHER:		
13 Owen, David	9	(6-3)
14 Hawkins, Chandler	9	(4-5)
24 Wallace, Bradley	9	(6-3)
23 Grantham, Adam	3	(2-1)
15 Gaines, Tanner	3	(2-1)
16 Ayers, Bryan	2	(1-1)
20 Croft, Morgan	1	(0-1)
30 Birginske, Derek	1	(0-1)
CATCHER:		
8 Levy, Stuart	33	(19-14)
25 Hardie, Tyler	4	(2-2)
FIRST BASE:		
28 Burgess, Matt	31	(18-13)
7 George, Zach	6	(3-3)
SECOND BASE:		
4 Feddersen, Lucas	21	(11-10)
1 Wilcoxson, Eric	11	(7-4)
5 Maggio, Zach	5	(3-2)
THIRD BASE:		
40 Schrimpf, Joe	23	(13-10)
4 Feddersen, Lucas	10	(6-4)
7 George, Zach	4	(2-2)
SHORTSTOP:		
3 Jones, Dustin	37	(21-16)
LEFT FIELD:		
26 Massanelli, C.	19	(11-8)
27 Michelotti, Ty	11	(6-5)
30 Birginske, Derek	7	(4-3)
CENTER FIELD:		
6 Baker, Austin	37	(21-16)
RIGHT FIELD:		
30 Birginske, Derek	20	(11-9)
11 Fitzpatrick, Kevin	13	(6-7)
26 Massanelli, C.	3	(3-0)
10 Brown, Kaleb	1	(1-0)
DESIGNATED HITTER:		
5 Maggio, Zach	26	(16-10)
28 Burgess, Matt	5	(2-3)
39 Ring, Tanner	2	(1-1)
4 Feddersen, Lucas	2	(1-1)
35 Nickle, Brett	1	(0-1)
27 Michelotti, Ty	1	(1-0)

Starting Lineup By Lineup Spot
(Team W-L record when starter)

LEADOFF:		
5 Maggio, Zach	25	(14-11)
1 Wilcoxson, Eric	3	(3-0)
3 Jones, Dustin	3	(1-2)
7 George, Zach	3	(2-1)
6 Baker, Austin	1	(0-1)
4 Feddersen, Lucas	1	(0-1)
27 Michelotti, Ty	1	(1-0)
2ND SPOT:		
6 Baker, Austin	14	(6-8)
4 Feddersen, Lucas	10	(7-3)
7 George, Zach	5	(3-2)
1 Wilcoxson, Eric	3	(2-1)
5 Maggio, Zach	3	(3-0)
3 Jones, Dustin	2	(0-2)
3RD SPOT:		
6 Baker, Austin	22	(15-7)
4 Feddersen, Lucas	7	(3-4)
8 Levy, Stuart	6	(3-3)
7 George, Zach	2	(0-2)
CLEANUP:		
28 Burgess, Matt	35	(19-16)
8 Levy, Stuart	2	(2-0)
5TH SPOT:		
8 Levy, Stuart	14	(7-7)
30 Birginske, Derek	7	(3-4)
4 Feddersen, Lucas	7	(5-2)
11 Fitzpatrick, Kevin	4	(3-1)
3 Jones, Dustin	2	(1-1)
39 Ring, Tanner	1	(0-1)
26 Massanelli, C.	1	(1-0)
28 Burgess, Matt	1	(1-0)
6TH SPOT:		
26 Massanelli, C.	11	(7-4)
27 Michelotti, Ty	6	(4-2)
30 Birginske, Derek	6	(2-4)
3 Jones, Dustin	6	(4-2)
40 Schrimpf, Joe	3	(2-1)
8 Levy, Stuart	3	(2-1)
4 Feddersen, Lucas	2	(0-2)
7TH SPOT:		
40 Schrimpf, Joe	9	(5-4)
8 Levy, Stuart	8	(5-3)
30 Birginske, Derek	6	(4-2)
3 Jones, Dustin	4	(3-1)
27 Michelotti, Ty	4	(2-2)
11 Fitzpatrick, Kevin	2	(1-1)
4 Feddersen, Lucas	2	(0-2)
26 Massanelli, C.	1	(0-1)
25 Hardie, Tyler	1	(1-0)
8TH SPOT:		
26 Massanelli, C.	9	(6-3)
30 Birginske, Derek	8	(6-2)
11 Fitzpatrick, Kevin	5	(2-3)
5 Maggio, Zach	3	(2-1)
25 Hardie, Tyler	3	(1-2)
40 Schrimpf, Joe	3	(2-1)
3 Jones, Dustin	2	(0-2)
4 Feddersen, Lucas	1	(1-0)
35 Nickle, Brett	1	(0-1)
27 Michelotti, Ty	1	(0-1)
39 Ring, Tanner	1	(1-0)
9TH SPOT:		
3 Jones, Dustin	18	(12-6)
40 Schrimpf, Joe	8	(4-4)



stAte
Season Game Highs for Arkansas State (as of Apr 16, 2014)
(All games)



TEAM GAME HIGHS

Batting

At bats:	49	-	at South Alabama (Apr 12, 2014)
Runs scored:	27	-	at Murray State (Mar 11, 2014)
Hits:	19	-	at Murray State (Mar 11, 2014)
RBIs:	21	-	at Murray State (Mar 11, 2014)
Doubles:	6	-	vs Miami (Feb 15, 2014)
	6	-	vs Miami (Feb 16, 2014)
Triples:	2	-	at UT Arlington (Mar 23, 2014)
Home runs:	3	-	at Murray State (Mar 11, 2014)
Total bases:	34	-	at Murray State (Mar 11, 2014)
Walks:	13	-	at Murray State (Mar 11, 2014)
Strikeouts:	18	-	at South Alabama (Apr 12, 2014)
Sac hits:	4	-	vs Illinois State (Feb 22, 2014)
Sac flies:	3	-	at Murray State (Mar 11, 2014)
Stolen bases:	4	-	vs Creighton (Mar 10, 2014)
	4	-	at Murray State (Mar 11, 2014)
Hit by pitch:	8	-	at Murray State (Mar 11, 2014)
Caught stealing:	3	-	at Western Kentucky (Apr 06, 2014)
Runners LOB:	17	-	at Murray State (Mar 11, 2014)
Hit into DP:	3	-	vs SEMO (Feb 25, 2014)

Fielding

Putouts:	42	-	vs UALR (Mar 15, 2014)
	42	-	at South Alabama (Apr 12, 2014)
Assists:	16	-	vs UALR (Mar 15, 2014)
Errors:	3	-	(4 times)
Passed balls:	2	-	vs Illinois State (Feb 22, 2014)
DPs turned:	2	-	(5 times)

Pitching

Innings pitched:	14.0	-	vs UALR (Mar 15, 2014)
	14.0	-	at South Alabama (Apr 12, 2014)
Runs allowed:	10	-	at UT Arlington (Mar 23, 2014)
Earned runs:	9	-	vs Illinois State (Feb 22, 2014)
	9	-	at UT Arlington (Mar 23, 2014)
Walks allowed:	9	-	at UAB (Feb 28, 2014)
Strikeouts:	12	-	at UAB (Mar 02, 2014)
	12	-	at Memphis (Apr 15, 2014)
Hits allowed:	16	-	at UT Arlington (Mar 22, 2014)
Doubles allowed:	5	-	vs Illinois State (Feb 23, 2014)
Triples allowed:	1	-	(6 times)
Homers allowed:	3	-	at UT Arlington (Mar 23, 2014)
Wild pitches:	2	-	(4 times)
Hit batters:	3	-	at Western Kentucky (Apr 05, 2014)



stAte
Season Game Highs for Arkansas State (as of Apr 16, 2014)
(All games)



INDIVIDUAL GAME HIGHS

Batting

At bats:	8	-	Feddersen, Lucas at Murray State (Mar 11, 2014)
Runs scored:	7	-	Baker, Austin at Murray State (Mar 11, 2014)
Hits:	5	-	Baker, Austin at Murray State (Mar 11, 2014)
RBIs:	5	-	Baker, Austin at Murray State (Mar 11, 2014)
Doubles:	2	-	Burgess, Matt vs Miami (Feb 16, 2014)
	2	-	Levy, Stuart vs Arkansas-Monticello (Feb 18, 2014)
	2	-	Burgess, Matt at Murray State (Mar 11, 2014)
Triples:	1	-	(9 times)
Home runs:	3	-	Baker, Austin at Murray State (Mar 11, 2014)
Total bases:	14	-	Baker, Austin at Murray State (Mar 11, 2014)
Walks:	4	-	Hardie, Tyler at Murray State (Mar 11, 2014)
Strikeouts:	5	-	Birginske, Derek at South Alabama (Apr 12, 2014)
Sac hits:	2	-	Feddersen, Lucas vs Illinois State (Feb 22, 2014)
	2	-	Schrimpf, Joe at UAB (Mar 02, 2014)
	2	-	Jones, Dustin at South Alabama (Apr 12, 2014)
Sac flies:	2	-	Burgess, Matt vs Illinois State (Feb 22, 2014)
	2	-	Burgess, Matt at Western Kentucky (Apr 06, 2014)
Stolen bases:	2	-	Baker, Austin vs Miami (Feb 15, 2014)
	2	-	Baker, Austin vs Miami (Feb 16, 2014)
Hit by pitch:	2	-	(4 times)
Caught stealing:	1	-	(16 times)
Runners LOB:	8	-	Feddersen, Lucas at Murray State (Mar 11, 2014)

Fielding

Putouts:	15	-	Burgess, Matt vs UALR (Mar 15, 2014)
Assists:	7	-	Feddersen, Lucas vs UALR (Mar 15, 2014)
Errors:	2	-	Schrimpf, Joe vs Illinois State (Feb 21, 2014)
	2	-	George, Zach vs Illinois State (Feb 23, 2014)
	2	-	Feddersen, Lucas at South Alabama (Apr 11, 2014)
Passed balls:	2	-	Hardie, Tyler vs Illinois State (Feb 22, 2014)

Pitching

Innings pitched:	7.2	-	Owen, David at Western Kentucky (Apr 04, 2014)
Runs allowed:	8	-	Owen, David at Western Kentucky (Apr 04, 2014)
Earned runs:	6	-	Owen, David vs Illinois State (Feb 23, 2014)
	6	-	Wallace, Bradley at UT Arlington (Mar 23, 2014)
	6	-	Owen, David at Western Kentucky (Apr 04, 2014)
Walks allowed:	5	-	Owen, David at UT Arlington (Mar 21, 2014)
Strikeouts:	10	-	Owen, David at UAB (Mar 02, 2014)
	10	-	Owen, David vs UALR (Mar 14, 2014)
Hits allowed:	9	-	Hawkins, Chandler at UT Arlington (Mar 22, 2014)
Doubles allowed:	3	-	Owen, David vs Illinois State (Feb 23, 2014)
	3	-	Owen, David at Western Kentucky (Apr 04, 2014)
Triples allowed:	1	-	(6 times)
Homers allowed:	2	-	Hawkins, Chandler vs Creighton (Mar 09, 2014)
	2	-	Wallace, Bradley at UT Arlington (Mar 23, 2014)
Wild pitches:	2	-	Lee, Coulton vs Miami (Feb 15, 2014)
Hit batters:	2	-	(4 times)



stAte
Batting Leaders for Arkansas State (as of Apr 16, 2014)
(All games)



Hitting minimums - 75% of Games 2.0 AB/Game 3.0 TPA/Game
 Pitching minimums - 1 Games 1.0 IP/Game

Batting avg		Slugging pct		On base pct	
1. 8 Levy, Stuart	.315	1. 6 Baker, Austin	.489	1. 6 Baker, Austin	.412
2. 28 Burgess, Matt	.313	2. 8 Levy, Stuart	.409	2. 5 Maggio, Zach	.407
3. 5 Maggio, Zach	.300	3. 28 Burgess, Matt	.408	3. 8 Levy, Stuart	.400
4. 4 Feddersen, Lucas	.274	4. 5 Maggio, Zach	.350	4. 28 Burgess, Matt	.373
5. 6 Baker, Austin	.273	5. 3 Jones, Dustin	.320	5. 3 Jones, Dustin	.345
Runs scored		Hits		Runs batted in	
1. 6 Baker, Austin	33	1. 28 Burgess, Matt	46	1. 28 Burgess, Matt	37
2. 5 Maggio, Zach	27	2. 8 Levy, Stuart	40	2. 6 Baker, Austin	28
3. 3 Jones, Dustin	24	3. 6 Baker, Austin	38	3. 4 Feddersen, Lucas	20
4. 28 Burgess, Matt	21	4. 4 Feddersen, Lucas	37	4. 3 Jones, Dustin	14
5. 4 Feddersen, Lucas	17	5. 5 Maggio, Zach	36	8 Levy, Stuart	14
Doubles		Triples		Home runs	
1. 8 Levy, Stuart	10	1. 6 Baker, Austin	4	1. 6 Baker, Austin	6
2. 3 Jones, Dustin	9	2. 5 tied at.....	1	2. 28 Burgess, Matt	2
3. 28 Burgess, Matt	8			3. 1 Wilcoxson, Eric	1
4. 5 Maggio, Zach	6				
5. 3 tied at.....	5				
Total bases		Walks		Hit by pitch	
1. 6 Baker, Austin	68	1. 6 Baker, Austin	30	1. 5 Maggio, Zach	9
2. 28 Burgess, Matt	60	2. 8 Levy, Stuart	16	2. 40 Schrimpf, Joe	7
3. 8 Levy, Stuart	52	3 Jones, Dustin	16	3. 3 Jones, Dustin	6
4. 5 Maggio, Zach	42	4. 28 Burgess, Matt	15	4. 6 Baker, Austin	5
4 Feddersen, Lucas	42	5. 5 Maggio, Zach	14	5. 5 tied at.....	3
Sac bunts		Sac flies		Stolen bases	
1. 3 Jones, Dustin	8	1. 28 Burgess, Matt	5	1. 6 Baker, Austin	10
4 Feddersen, Lucas	8	2. 6 Baker, Austin	3	2. 4 Feddersen, Lucas	8
3. 40 Schrimpf, Joe	3	3. 4 tied at.....	2	3. 5 Maggio, Zach	7
4. 6 tied at.....	2			4. 3 Jones, Dustin	5
				5. 27 Michelotti, Ty	4
Caught stealing		Steal attempts		Stolen base pct	
1. 5 Maggio, Zach	5	1. 6 Baker, Austin	12	1. 28 Burgess, Matt	1.000
2. 4 Feddersen, Lucas	2	5 Maggio, Zach	12	2. 6 Baker, Austin	.833
1 Wilcoxson, Eric	2	3. 4 Feddersen, Lucas	10	3 Jones, Dustin	.833
8 Levy, Stuart	2	4. 3 Jones, Dustin	6	4. 4 Feddersen, Lucas	.800
6 Baker, Austin	2	5. 27 Michelotti, Ty	4	5. 5 Maggio, Zach	.583
Strikeouts		Grounded into DP		Total plate appearances	
1. 28 Burgess, Matt	31	1. 4 Feddersen, Lucas	3	1. 6 Baker, Austin	179
2. 3 Jones, Dustin	28	8 Levy, Stuart	3	2. 28 Burgess, Matt	169
8 Levy, Stuart	28	40 Schrimpf, Joe	3	3. 3 Jones, Dustin	156
4. 6 Baker, Austin	23	28 Burgess, Matt	3	4. 4 Feddersen, Lucas	154
5. 2 tied at.....	21	5. 5 tied at.....	1	5. 5 Maggio, Zach	147
At bats		Games played		Game starts	
1. 28 Burgess, Matt	147	1. 3 Jones, Dustin	37	1. 3 Jones, Dustin	37
2. 6 Baker, Austin	139	6 Baker, Austin	37	6 Baker, Austin	37
3. 4 Feddersen, Lucas	135	4 Feddersen, Lucas	37	3. 28 Burgess, Matt	36
4. 8 Levy, Stuart	127	4. 28 Burgess, Matt	36	4. 8 Levy, Stuart	33
5. 3 Jones, Dustin	125	5. 5 Maggio, Zach	35	4 Feddersen, Lucas	33
Games as sub					
1. 10 Brown, Kaleb	22				
2. 27 Michelotti, Ty	13				
11 Fitzpatrick, Kevin	13				
4. 35 Nickle, Brett	11				
5. 1 Wilcoxson, Eric	9				



stAte
Pitching Leaders for Arkansas State (as of Apr 16, 2014)
(All games)



Hitting minimums - 75% of Games 2.0 AB/Game 3.0 TPA/Game
 Pitching minimums - 1 Games 1.0 IP/Game

<table border="0"> <thead> <tr><th colspan="2">Earned run avg</th></tr> </thead> <tbody> <tr><td>1. 24 Wallace, Bradley</td><td>4.06</td></tr> <tr><td>2. 13 Owen, David</td><td>4.47</td></tr> <tr><td>3. 14 Hawkins, Chandler</td><td>5.64</td></tr> </tbody> </table>	Earned run avg		1. 24 Wallace, Bradley	4.06	2. 13 Owen, David	4.47	3. 14 Hawkins, Chandler	5.64	<table border="0"> <thead> <tr><th colspan="2">Opposing bat avg</th></tr> </thead> <tbody> <tr><td>1. 13 Owen, David</td><td>.262</td></tr> <tr><td>2. 24 Wallace, Bradley</td><td>.287</td></tr> <tr><td>3. 14 Hawkins, Chandler</td><td>.290</td></tr> </tbody> </table>	Opposing bat avg		1. 13 Owen, David	.262	2. 24 Wallace, Bradley	.287	3. 14 Hawkins, Chandler	.290	<table border="0"> <thead> <tr><th colspan="2">Won-loss pct</th></tr> </thead> <tbody> <tr><td>1. 13 Owen, David</td><td>.667</td></tr> <tr><td>2. 24 Wallace, Bradley</td><td>.500</td></tr> <tr><td>3. 14 Hawkins, Chandler</td><td>.333</td></tr> </tbody> </table>	Won-loss pct		1. 13 Owen, David	.667	2. 24 Wallace, Bradley	.500	3. 14 Hawkins, Chandler	.333												
Earned run avg																																						
1. 24 Wallace, Bradley	4.06																																					
2. 13 Owen, David	4.47																																					
3. 14 Hawkins, Chandler	5.64																																					
Opposing bat avg																																						
1. 13 Owen, David	.262																																					
2. 24 Wallace, Bradley	.287																																					
3. 14 Hawkins, Chandler	.290																																					
Won-loss pct																																						
1. 13 Owen, David	.667																																					
2. 24 Wallace, Bradley	.500																																					
3. 14 Hawkins, Chandler	.333																																					
<table border="0"> <thead> <tr><th colspan="2">Wins</th></tr> </thead> <tbody> <tr><td>1. 13 Owen, David</td><td>4</td></tr> <tr><td>2. 15 Gaines, Tanner</td><td>3</td></tr> <tr><td>34 Kibler, Colton</td><td>3</td></tr> <tr><td>24 Wallace, Bradley</td><td>3</td></tr> <tr><td>5. 2 tied at.....</td><td>2</td></tr> </tbody> </table>	Wins		1. 13 Owen, David	4	2. 15 Gaines, Tanner	3	34 Kibler, Colton	3	24 Wallace, Bradley	3	5. 2 tied at.....	2	<table border="0"> <thead> <tr><th colspan="2">Losses</th></tr> </thead> <tbody> <tr><td>1. 14 Hawkins, Chandler</td><td>4</td></tr> <tr><td>2. 24 Wallace, Bradley</td><td>3</td></tr> <tr><td>3. 13 Owen, David</td><td>2</td></tr> <tr><td>4. 7 tied at.....</td><td>1</td></tr> </tbody> </table>	Losses		1. 14 Hawkins, Chandler	4	2. 24 Wallace, Bradley	3	3. 13 Owen, David	2	4. 7 tied at.....	1	<table border="0"> <thead> <tr><th colspan="2">Saves</th></tr> </thead> <tbody> <tr><td>1. 20 Croft, Morgan</td><td>7</td></tr> <tr><td>2. 34 Kibler, Colton</td><td>1</td></tr> <tr><td>23 Grantham, Adam</td><td>1</td></tr> </tbody> </table>	Saves		1. 20 Croft, Morgan	7	2. 34 Kibler, Colton	1	23 Grantham, Adam	1						
Wins																																						
1. 13 Owen, David	4																																					
2. 15 Gaines, Tanner	3																																					
34 Kibler, Colton	3																																					
24 Wallace, Bradley	3																																					
5. 2 tied at.....	2																																					
Losses																																						
1. 14 Hawkins, Chandler	4																																					
2. 24 Wallace, Bradley	3																																					
3. 13 Owen, David	2																																					
4. 7 tied at.....	1																																					
Saves																																						
1. 20 Croft, Morgan	7																																					
2. 34 Kibler, Colton	1																																					
23 Grantham, Adam	1																																					
<table border="0"> <thead> <tr><th colspan="2">Innings pitched</th></tr> </thead> <tbody> <tr><td>1. 13 Owen, David</td><td>46.1</td></tr> <tr><td>2. 14 Hawkins, Chandler</td><td>44.2</td></tr> <tr><td>3. 24 Wallace, Bradley</td><td>44.1</td></tr> </tbody> </table>	Innings pitched		1. 13 Owen, David	46.1	2. 14 Hawkins, Chandler	44.2	3. 24 Wallace, Bradley	44.1	<table border="0"> <thead> <tr><th colspan="2">Batters struck out</th></tr> </thead> <tbody> <tr><td>1. 13 Owen, David</td><td>46</td></tr> <tr><td>2. 14 Hawkins, Chandler</td><td>40</td></tr> <tr><td>3. 24 Wallace, Bradley</td><td>35</td></tr> <tr><td>4. 20 Croft, Morgan</td><td>21</td></tr> <tr><td>5. 16 Ayers, Bryan</td><td>19</td></tr> </tbody> </table>	Batters struck out		1. 13 Owen, David	46	2. 14 Hawkins, Chandler	40	3. 24 Wallace, Bradley	35	4. 20 Croft, Morgan	21	5. 16 Ayers, Bryan	19	<table border="0"> <thead> <tr><th colspan="2">Appearances</th></tr> </thead> <tbody> <tr><td>1. 34 Kibler, Colton</td><td>19</td></tr> <tr><td>2. 20 Croft, Morgan</td><td>15</td></tr> <tr><td>18 Woodhouse, Cody</td><td>15</td></tr> <tr><td>4. 36 Zuber, Tyler</td><td>13</td></tr> <tr><td>5. 17 Lee, Coulton</td><td>12</td></tr> </tbody> </table>	Appearances		1. 34 Kibler, Colton	19	2. 20 Croft, Morgan	15	18 Woodhouse, Cody	15	4. 36 Zuber, Tyler	13	5. 17 Lee, Coulton	12				
Innings pitched																																						
1. 13 Owen, David	46.1																																					
2. 14 Hawkins, Chandler	44.2																																					
3. 24 Wallace, Bradley	44.1																																					
Batters struck out																																						
1. 13 Owen, David	46																																					
2. 14 Hawkins, Chandler	40																																					
3. 24 Wallace, Bradley	35																																					
4. 20 Croft, Morgan	21																																					
5. 16 Ayers, Bryan	19																																					
Appearances																																						
1. 34 Kibler, Colton	19																																					
2. 20 Croft, Morgan	15																																					
18 Woodhouse, Cody	15																																					
4. 36 Zuber, Tyler	13																																					
5. 17 Lee, Coulton	12																																					
<table border="0"> <thead> <tr><th colspan="2">Games started</th></tr> </thead> <tbody> <tr><td>1. 13 Owen, David</td><td>9</td></tr> <tr><td>14 Hawkins, Chandler</td><td>9</td></tr> <tr><td>24 Wallace, Bradley</td><td>9</td></tr> <tr><td>4. 23 Grantham, Adam</td><td>3</td></tr> <tr><td>15 Gaines, Tanner</td><td>3</td></tr> </tbody> </table>	Games started		1. 13 Owen, David	9	14 Hawkins, Chandler	9	24 Wallace, Bradley	9	4. 23 Grantham, Adam	3	15 Gaines, Tanner	3	<table border="0"> <thead> <tr><th colspan="2">Games finished</th></tr> </thead> <tbody> <tr><td>1. 20 Croft, Morgan</td><td>12</td></tr> <tr><td>2. 36 Zuber, Tyler</td><td>5</td></tr> <tr><td>3. 18 Woodhouse, Cody</td><td>4</td></tr> <tr><td>16 Ayers, Bryan</td><td>4</td></tr> <tr><td>5. 2 tied at.....</td><td>3</td></tr> </tbody> </table>	Games finished		1. 20 Croft, Morgan	12	2. 36 Zuber, Tyler	5	3. 18 Woodhouse, Cody	4	16 Ayers, Bryan	4	5. 2 tied at.....	3	<table border="0"> <thead> <tr><th colspan="2">Games in relief</th></tr> </thead> <tbody> <tr><td>1. 34 Kibler, Colton</td><td>19</td></tr> <tr><td>2. 18 Woodhouse, Cody</td><td>15</td></tr> <tr><td>3. 20 Croft, Morgan</td><td>14</td></tr> <tr><td>4. 36 Zuber, Tyler</td><td>13</td></tr> <tr><td>5. 17 Lee, Coulton</td><td>12</td></tr> </tbody> </table>	Games in relief		1. 34 Kibler, Colton	19	2. 18 Woodhouse, Cody	15	3. 20 Croft, Morgan	14	4. 36 Zuber, Tyler	13	5. 17 Lee, Coulton	12
Games started																																						
1. 13 Owen, David	9																																					
14 Hawkins, Chandler	9																																					
24 Wallace, Bradley	9																																					
4. 23 Grantham, Adam	3																																					
15 Gaines, Tanner	3																																					
Games finished																																						
1. 20 Croft, Morgan	12																																					
2. 36 Zuber, Tyler	5																																					
3. 18 Woodhouse, Cody	4																																					
16 Ayers, Bryan	4																																					
5. 2 tied at.....	3																																					
Games in relief																																						
1. 34 Kibler, Colton	19																																					
2. 18 Woodhouse, Cody	15																																					
3. 20 Croft, Morgan	14																																					
4. 36 Zuber, Tyler	13																																					
5. 17 Lee, Coulton	12																																					
<table border="0"> <thead> <tr><th colspan="2">Wild pitches</th></tr> </thead> <tbody> <tr><td>1. 23 Grantham, Adam</td><td>3</td></tr> <tr><td>36 Zuber, Tyler</td><td>3</td></tr> <tr><td>3. 4 tied at.....</td><td>2</td></tr> </tbody> </table>	Wild pitches		1. 23 Grantham, Adam	3	36 Zuber, Tyler	3	3. 4 tied at.....	2	<table border="0"> <thead> <tr><th colspan="2">Balks</th></tr> </thead> <tbody> <tr><td>1. 14 Hawkins, Chandler</td><td>1</td></tr> </tbody> </table>	Balks		1. 14 Hawkins, Chandler	1	<table border="0"> <thead> <tr><th colspan="2">Hit batters</th></tr> </thead> <tbody> <tr><td>1. 13 Owen, David</td><td>8</td></tr> <tr><td>2. 14 Hawkins, Chandler</td><td>6</td></tr> <tr><td>3. 23 Grantham, Adam</td><td>4</td></tr> <tr><td>4. 3 tied at.....</td><td>3</td></tr> </tbody> </table>	Hit batters		1. 13 Owen, David	8	2. 14 Hawkins, Chandler	6	3. 23 Grantham, Adam	4	4. 3 tied at.....	3														
Wild pitches																																						
1. 23 Grantham, Adam	3																																					
36 Zuber, Tyler	3																																					
3. 4 tied at.....	2																																					
Balks																																						
1. 14 Hawkins, Chandler	1																																					
Hit batters																																						
1. 13 Owen, David	8																																					
2. 14 Hawkins, Chandler	6																																					
3. 23 Grantham, Adam	4																																					
4. 3 tied at.....	3																																					
<table border="0"> <thead> <tr><th colspan="2">Intentional BB allowed</th></tr> </thead> <tbody> <tr><td>1. 15 Gaines, Tanner</td><td>1</td></tr> <tr><td>34 Kibler, Colton</td><td>1</td></tr> <tr><td>18 Woodhouse, Cody</td><td>1</td></tr> </tbody> </table>	Intentional BB allowed		1. 15 Gaines, Tanner	1	34 Kibler, Colton	1	18 Woodhouse, Cody	1	<table border="0"> <thead> <tr><th colspan="2">Runners picked off</th></tr> </thead> <tbody> <tr><td>1. 8 Levy, Stuart</td><td>1</td></tr> <tr><td>36 Zuber, Tyler</td><td>1</td></tr> <tr><td>24 Wallace, Bradley</td><td>1</td></tr> </tbody> </table>	Runners picked off		1. 8 Levy, Stuart	1	36 Zuber, Tyler	1	24 Wallace, Bradley	1	<table border="0"> <thead> <tr><th colspan="2">Batters SO out looking</th></tr> </thead> <tbody> <tr><td>1. 13 Owen, David</td><td>19</td></tr> <tr><td>2. 14 Hawkins, Chandler</td><td>17</td></tr> <tr><td>3. 24 Wallace, Bradley</td><td>13</td></tr> <tr><td>4. 18 Woodhouse, Cody</td><td>9</td></tr> <tr><td>5. 16 Ayers, Bryan</td><td>8</td></tr> </tbody> </table>	Batters SO out looking		1. 13 Owen, David	19	2. 14 Hawkins, Chandler	17	3. 24 Wallace, Bradley	13	4. 18 Woodhouse, Cody	9	5. 16 Ayers, Bryan	8								
Intentional BB allowed																																						
1. 15 Gaines, Tanner	1																																					
34 Kibler, Colton	1																																					
18 Woodhouse, Cody	1																																					
Runners picked off																																						
1. 8 Levy, Stuart	1																																					
36 Zuber, Tyler	1																																					
24 Wallace, Bradley	1																																					
Batters SO out looking																																						
1. 13 Owen, David	19																																					
2. 14 Hawkins, Chandler	17																																					
3. 24 Wallace, Bradley	13																																					
4. 18 Woodhouse, Cody	9																																					
5. 16 Ayers, Bryan	8																																					
<table border="0"> <thead> <tr><th colspan="2">Sac bunts allowed</th></tr> </thead> <tbody> <tr><td>1. 18 Woodhouse, Cody</td><td>6</td></tr> <tr><td>2. 24 Wallace, Bradley</td><td>5</td></tr> <tr><td>3. 13 Owen, David</td><td>4</td></tr> <tr><td>4. 15 Gaines, Tanner</td><td>3</td></tr> <tr><td>5. 14 Hawkins, Chandler</td><td>2</td></tr> </tbody> </table>	Sac bunts allowed		1. 18 Woodhouse, Cody	6	2. 24 Wallace, Bradley	5	3. 13 Owen, David	4	4. 15 Gaines, Tanner	3	5. 14 Hawkins, Chandler	2	<table border="0"> <thead> <tr><th colspan="2">Sac flies allowed</th></tr> </thead> <tbody> <tr><td>1. 24 Wallace, Bradley</td><td>2</td></tr> <tr><td>18 Woodhouse, Cody</td><td>2</td></tr> <tr><td>3. 4 tied at.....</td><td>1</td></tr> </tbody> </table>	Sac flies allowed		1. 24 Wallace, Bradley	2	18 Woodhouse, Cody	2	3. 4 tied at.....	1	<table border="0"> <thead> <tr><th colspan="2">Hits allowed</th></tr> </thead> <tbody> <tr><td>1. 13 Owen, David</td><td>48</td></tr> <tr><td>2. 24 Wallace, Bradley</td><td>50</td></tr> <tr><td>3. 14 Hawkins, Chandler</td><td>53</td></tr> </tbody> </table>	Hits allowed		1. 13 Owen, David	48	2. 24 Wallace, Bradley	50	3. 14 Hawkins, Chandler	53								
Sac bunts allowed																																						
1. 18 Woodhouse, Cody	6																																					
2. 24 Wallace, Bradley	5																																					
3. 13 Owen, David	4																																					
4. 15 Gaines, Tanner	3																																					
5. 14 Hawkins, Chandler	2																																					
Sac flies allowed																																						
1. 24 Wallace, Bradley	2																																					
18 Woodhouse, Cody	2																																					
3. 4 tied at.....	1																																					
Hits allowed																																						
1. 13 Owen, David	48																																					
2. 24 Wallace, Bradley	50																																					
3. 14 Hawkins, Chandler	53																																					
<table border="0"> <thead> <tr><th colspan="2">Runs allowed</th></tr> </thead> <tbody> <tr><td>1. 24 Wallace, Bradley</td><td>22</td></tr> <tr><td>2. 13 Owen, David</td><td>28</td></tr> <tr><td>3. 14 Hawkins, Chandler</td><td>30</td></tr> </tbody> </table>	Runs allowed		1. 24 Wallace, Bradley	22	2. 13 Owen, David	28	3. 14 Hawkins, Chandler	30	<table border="0"> <thead> <tr><th colspan="2">Earned runs allowed</th></tr> </thead> <tbody> <tr><td>1. 24 Wallace, Bradley</td><td>20</td></tr> <tr><td>2. 13 Owen, David</td><td>23</td></tr> <tr><td>3. 14 Hawkins, Chandler</td><td>28</td></tr> </tbody> </table>	Earned runs allowed		1. 24 Wallace, Bradley	20	2. 13 Owen, David	23	3. 14 Hawkins, Chandler	28	<table border="0"> <thead> <tr><th colspan="2">Walks allowed</th></tr> </thead> <tbody> <tr><td>1. 14 Hawkins, Chandler</td><td>11</td></tr> <tr><td>2. 13 Owen, David</td><td>16</td></tr> <tr><td>24 Wallace, Bradley</td><td>16</td></tr> </tbody> </table>	Walks allowed		1. 14 Hawkins, Chandler	11	2. 13 Owen, David	16	24 Wallace, Bradley	16												
Runs allowed																																						
1. 24 Wallace, Bradley	22																																					
2. 13 Owen, David	28																																					
3. 14 Hawkins, Chandler	30																																					
Earned runs allowed																																						
1. 24 Wallace, Bradley	20																																					
2. 13 Owen, David	23																																					
3. 14 Hawkins, Chandler	28																																					
Walks allowed																																						
1. 14 Hawkins, Chandler	11																																					
2. 13 Owen, David	16																																					
24 Wallace, Bradley	16																																					
<table border="0"> <thead> <tr><th colspan="2">Doubles allowed</th></tr> </thead> <tbody> <tr><td>1. 14 Hawkins, Chandler</td><td>4</td></tr> <tr><td>2. 24 Wallace, Bradley</td><td>9</td></tr> <tr><td>3. 13 Owen, David</td><td>11</td></tr> </tbody> </table>	Doubles allowed		1. 14 Hawkins, Chandler	4	2. 24 Wallace, Bradley	9	3. 13 Owen, David	11	<table border="0"> <thead> <tr><th colspan="2">Triples allowed</th></tr> </thead> <tbody> <tr><td>1. 14 Hawkins, Chandler</td><td>1</td></tr> <tr><td>2. 13 Owen, David</td><td>2</td></tr> <tr><td>24 Wallace, Bradley</td><td>2</td></tr> </tbody> </table>	Triples allowed		1. 14 Hawkins, Chandler	1	2. 13 Owen, David	2	24 Wallace, Bradley	2	<table border="0"> <thead> <tr><th colspan="2">Home runs allowed</th></tr> </thead> <tbody> <tr><td>1. 13 Owen, David</td><td>1</td></tr> <tr><td>2. 24 Wallace, Bradley</td><td>3</td></tr> <tr><td>3. 14 Hawkins, Chandler</td><td>5</td></tr> </tbody> </table>	Home runs allowed		1. 13 Owen, David	1	2. 24 Wallace, Bradley	3	3. 14 Hawkins, Chandler	5												
Doubles allowed																																						
1. 14 Hawkins, Chandler	4																																					
2. 24 Wallace, Bradley	9																																					
3. 13 Owen, David	11																																					
Triples allowed																																						
1. 14 Hawkins, Chandler	1																																					
2. 13 Owen, David	2																																					
24 Wallace, Bradley	2																																					
Home runs allowed																																						
1. 13 Owen, David	1																																					
2. 24 Wallace, Bradley	3																																					
3. 14 Hawkins, Chandler	5																																					



stAte
Fielding Leaders for Arkansas State (as of Apr 16, 2014)
(All games)



Hitting minimums - 75% of Games
Pitching minimums - 1 Games 1.0 IP/Game

Fielding pct		Chances		Putouts	
1. 5 Maggio, Zach	1.000	1. 28 Burgess, Matt	274	1. 28 Burgess, Matt	260
2. 28 Burgess, Matt	.996	2. 8 Levy, Stuart	255	2. 8 Levy, Stuart	228
3. 8 Levy, Stuart	.988	3. 3 Jones, Dustin	189	3. 6 Baker, Austin	102
4. 30 Birginske, Derek	.986	4. 4 Feddersen, Lucas	112	4. 30 Birginske, Derek	65
5. 6 Baker, Austin	.981	5. 6 Baker, Austin	106	5. 3 Jones, Dustin	62
Assists		Errors		Fielding double plays	
1. 3 Jones, Dustin	119	1. 3 Jones, Dustin	8	1. 3 Jones, Dustin	20
2. 4 Feddersen, Lucas	67	2. 4 Feddersen, Lucas	5	2. 28 Burgess, Matt	17
3. 40 Schrimpf, Joe	28	3. 40 Schrimpf, Joe	4	3. 4 Feddersen, Lucas	12
4. 1 Wilcoxson, Eric	25	4. 8 Levy, Stuart	3	4. 1 Wilcoxson, Eric	6
5. 8 Levy, Stuart	24	26 Massanelli, C.	3	5. 7 George, Zach	4
Stolen bases against		Caught stealing by		Steal attempts against	
1. 8 Levy, Stuart	29	1. 8 Levy, Stuart	12	1. 8 Levy, Stuart	41
2. 13 Owen, David	9	2. 15 Gaines, Tanner	3	2. 15 Gaines, Tanner	11
3. 15 Gaines, Tanner	8	3. 4 tied at.....	2	3. 13 Owen, David	9
4. 3 tied at.....	3			4. 14 Hawkins, Chandler	5
				5. 24 Wallace, Bradley	4
Passed balls		Catchers interference			
1. 8 Levy, Stuart	5	1. 8 Levy, Stuart	2		
2. 25 Hardie, Tyler	4				



stAte
Overall Statistics for Arkansas State (as of Apr 16, 2014)
(All games Sorted by Batting avg)



Record: 21-16 Home: 13-7 Away: 8-9 Sun Belt: 10-5

Player	avg	gp-gs	ab	r	h	2b	3b	hr	rbi	tb	slg%	bb	hp	so	gdp	ob%	sf	sh	sb-att	po	a	e	fld%
8 Levy, Stuart	.315	34-33	127	11	40	10	1	0	14	52	.409	16	2	28	3	.400	0	1	1-3	228	24	3	.988
28 Burgess, Matt	.313	36-36	147	21	46	8	0	2	37	60	.408	15	2	31	3	.373	5	0	1-1	260	13	1	.996
5 Maggio, Zach	.300	35-31	120	27	36	6	0	0	10	42	.350	14	9	15	1	.407	2	2	7-12	12	11	0	1.000
4 Feddersen, Lucas	.274	37-33	135	17	37	5	0	0	20	42	.311	7	2	17	3	.315	2	8	8-10	40	67	5	.955
6 Baker, Austin	.273	37-37	139	33	38	4	4	6	28	68	.489	30	5	23	1	.412	3	2	10-12	102	2	2	.981
3 Jones, Dustin	.232	37-37	125	24	29	9	1	0	14	40	.320	16	6	28	0	.345	1	8	5-6	62	119	8	.958

7 George, Zach	.382	10-10	34	13	13	4	0	0	3	17	.500	10	2	5	0	.532	1	0	3-3	37	12	2	.961
25 Hardie, Tyler	.375	8-4	16	3	6	1	0	0	5	7	.438	5	3	4	0	.583	0	0	0-0	25	3	0	1.000
35 Nickle, Brett	.357	12-1	14	2	5	1	0	0	2	6	.429	0	1	8	0	.400	0	0	0-0	0	0	0	.000
27 Michelotti, Ty	.296	25-12	54	8	16	1	1	0	4	19	.352	4	0	8	1	.345	0	2	4-4	34	0	0	1.000
1 Wilcoxson, Eric	.289	20-11	38	5	11	5	0	1	10	19	.500	13	3	9	0	.482	2	2	0-2	25	25	0	1.000
39 Ring, Tanner	.267	10-2	15	3	4	0	0	0	1	4	.267	1	1	4	0	.353	0	0	0-0	3	1	0	1.000
30 Birginske, Derek	.253	29-27	87	10	22	5	1	0	8	29	.333	10	3	21	1	.350	0	0	1-1	65	3	1	.986
26 Massanelli, C.	.216	28-22	74	11	16	2	0	0	6	18	.243	9	3	13	0	.322	1	2	1-2	36	1	3	.925
11 Fitzpatrick, Kevin	.188	26-13	48	6	9	2	0	0	6	11	.229	5	3	9	1	.298	1	2	3-3	32	2	1	.971
40 Schrimpf, Joe	.175	26-23	80	16	14	3	1	0	9	19	.238	6	7	21	3	.284	2	3	1-2	24	28	4	.929
10 Brown, Kaleb	.000	23-1	7	4	0	0	0	0	0	0	.000	1	1	3	0	.222	0	1	0-0	8	0	0	1.000
Totals	.271	37	1260	214	342	66	9	9	177	453	.360	162	53	247	17	.373	20	33	45-61	1005	355	33	.976
Opponents	.256	37	1274	166	326	54	6	14	157	434	.341	124	28	255	19	.333	8	26	31-45	994	404	63	.957

LOB - Team (320), Opp (291). DPs turned - Team (26), Opp (27). CI - Team (2), Levy, S. 2. IBB - Team (6), Baker, A. 4, Schrimpf, J. 1, Levy, S. 1, Opp (3). Picked off - Maggio, Z. 3, Feddersen 2, Wilcoxson 2, Jones, D. 2, Birginske 2, Michelotti 2, Baker, A. 2, Schrimpf, J. 1.

(All games Sorted by Earned run avg)

Player	era	w-l	app	gs	cg	sho	sv	ip	h	r	er	bb	so	2b	3b	hr	b/avg	wp	hp	bk	sfa	sha
24 Wallace, Bradley	4.06	3-3	9	9	0	0/1	0	44.1	50	22	20	16	35	9	2	3	.287	1	3	0	2	5
13 Owen, David	4.47	4-2	9	9	0	0/1	0	46.1	48	28	23	16	46	11	2	1	.262	1	8	0	1	4
14 Hawkins, Chandler	5.64	2-4	10	9	0	0/0	0	44.2	53	30	28	11	40	4	1	5	.290	2	6	1	0	2

39 Ring, Tanner	0.00	1-0	5	0	0	0/0	0	5.2	3	0	0	4	6	0	0	0	.158	0	0	0	0	1
36 Zuber, Tyler	1.82	1-0	13	0	0	0/1	0	24.2	18	5	5	10	14	4	0	0	.209	3	3	0	1	1
30 Birginske, Derek	2.25	0-1	1	1	0	0/0	0	4.0	3	2	1	0	2	1	0	0	.188	1	0	0	0	0
18 Woodhouse, Cody	2.27	2-1	15	0	0	0/2	0	35.2	31	12	9	13	18	5	0	2	.240	0	3	0	2	6
34 Kibler, Colton	2.70	3-1	19	0	0	0/1	1	26.2	18	9	8	4	18	5	1	0	.189	1	0	0	0	1
16 Ayers, Bryan	3.18	1-1	8	2	0	0/1	0	22.2	16	9	8	13	19	1	0	0	.208	2	0	0	0	1
20 Croft, Morgan	3.41	1-1	15	1	0	0/2	7	29.0	24	12	11	12	21	4	0	0	.229	0	0	0	0	1
15 Gaines, Tanner	3.95	3-0	10	3	0	0/1	0	27.1	27	12	12	9	12	4	0	1	.265	2	1	0	1	3
33 Neighbors, J.C.	6.75	0-0	2	0	0	0/0	0	2.2	5	2	2	0	1	0	0	0	.500	1	0	0	1	0
17 Lee, Coulton	7.36	0-1	12	0	0	0/0	0	7.1	13	7	6	4	9	4	0	1	.342	2	0	0	0	1
23 Grantham, Adam	10.29	0-1	9	3	0	0/1	1	14.0	17	16	16	12	14	2	0	1	.298	3	4	0	0	0
Totals	4.00	21-16	37	37	0	3/3	9	335.0	326	166	149	124	255	54	6	14	.256	19	28	1	8	26
Opponents	4.40	16-21	37	37	0	4/4	10	331.1	342	214	162	162	247	66	9	9	.271	53	53	6	20	33

PB - Team (9), Levy, S. 5, Hardie, T. 4, Opp (7). Pickoffs - Team (3), Levy, S. 1, Wallace, B. 1, Zuber, T. 1, Opp (16). SBA/ATT - Levy, S. (29-41), Gaines, T. (8-11), Owen, D. (9-9), Hawkins, C. (3-5), Wallace, B. (3-4), Woodhouse (3-3), Ayers, B. (1-3), Grantham, A. (2-3), Hardie, T. (2-3), Kibler, C. (1-3), Zuber, T. (1-2), Croft, M. (0-2).



stAte
Conference statistics for Arkansas State (as of Apr 13, 2014)
(Sun Belt games only Sorted by Batting avg)



Record: 10-5 Home: 5-1 Away: 5-4 Sun Belt: 10-5

Player	avg	gp-gs	ab	r	h	2b	3b	hr	rbi	tb	slg%	bb	hp	so	gdp	ob%	sf	sh	sb-att	po	a	e	fld%
5 Maggio, Zach	.351	15-14	57	9	20	2	0	0	6	22	.386	5	4	8	1	.433	1	1	2-5	0	0	0	.000
8 Levy, Stuart	.293	15-15	58	5	17	2	1	0	3	21	.362	8	0	16	1	.379	0	0	1-2	92	8	3	.971
28 Burgess, Matt	.292	15-15	65	5	19	2	0	1	15	24	.369	6	0	7	1	.338	3	0	0-0	140	6	1	.993
6 Baker, Austin	.264	15-15	53	12	14	2	1	2	9	24	.453	19	3	5	0	.480	0	1	3-5	49	1	0	1.000
3 Jones, Dustin	.241	15-15	58	11	14	3	1	0	7	19	.328	4	1	14	0	.302	0	3	2-3	25	58	4	.954
4 Feddersen, Lucas	.237	15-14	59	5	14	2	0	0	8	16	.271	2	2	5	2	.277	2	3	5-6	14	30	3	.936
26 Massanelli, C.	.220	14-13	41	6	9	2	0	0	3	11	.268	5	0	7	0	.304	0	2	0-0	24	1	1	.962

35 Nickle, Brett	.400	5-0	5	1	2	0	0	0	0	2	.400	0	1	2	0	.500	0	0	0-0	0	0	0	.000
39 Ring, Tanner	.333	7-1	9	2	3	0	0	0	0	3	.333	0	1	2	0	.400	0	0	0-0	0	0	0	.000
1 Wilcoxson, Eric	.280	10-8	25	3	7	2	0	1	5	12	.480	9	1	7	0	.472	1	2	0-2	17	16	0	1.000
40 Schrimpf, Joe	.250	10-8	28	7	7	1	0	0	1	8	.286	2	3	6	1	.364	0	1	0-1	13	11	2	.923
30 Birginske, Derek	.216	12-10	37	2	8	1	1	0	4	11	.297	1	0	13	0	.237	0	0	0-0	29	0	0	1.000
27 Michelotti, Ty	.200	8-3	15	2	3	0	0	0	0	3	.200	1	0	4	0	.250	0	0	0-0	6	0	0	1.000
11 Fitzpatrick, Kevin	.154	10-4	13	3	2	0	0	0	0	2	.154	2	2	2	0	.353	0	0	1-1	14	2	0	1.000
25 Hardie, Tyler	.000	3-0	3	0	0	0	0	0	0	0	.000	0	0	3	0	.000	0	0	0-0	0	0	0	.000
10 Brown, Kaleb	.000	12-0	2	1	0	0	0	0	0	0	.000	0	1	1	0	.333	0	1	0-0	5	0	0	1.000
Totals	.263	15	528	74	139	19	4	4	61	178	.337	64	19	102	6	.359	7	14	14-25	432	153	15	.975
Opponents	.263	15	556	67	146	25	3	9	65	204	.367	44	12	94	5	.327	5	10	14-17	430	170	22	.965

LOB - Team (128), Opp (130). DPs turned - Team (8), Opp (8). CI - Team (2), Levy, S. 2. IBB - Team (4), Baker, A. 4, Opp (3).

Picked off - Wilcoxson 2, Birginske 2, Feddersen 1, Maggio, Z. 1, Schrimpf, J. 1, Baker, A. 1.

(Sun Belt games only Sorted by Earned run avg)

Player	era	w-l	app	gs	cg	sho	sv	ip	h	r	er	bb	so	2b	3b	hr	b/avg	wp	hp	bk	sfa	sha	
18 Woodhouse, Cody	3.04	1-1	8	0	0	0/0	0	23.2	24	11	8	9	11	4	0	2	.270	0	2	0	2	4	
24 Wallace, Bradley	3.42	2-0	5	5	0	0/0	0	26.1	28	11	10	7	18	4	1	3	.275	0	1	0	2	1	
13 Owen, David	4.40	2-2	5	5	0	0/1	0	28.2	32	17	14	11	32	7	0	0	.281	1	4	0	1	2	
14 Hawkins, Chandler	5.96	1-2	5	5	0	0/0	0	22.2	29	17	15	2	17	2	1	3	.305	2	5	1	0	1	

15 Gaines, Tanner	0.00	2-0	2	0	0	0/0	0	6.2	2	0	0	1	1	0	0	0	.091	1	0	0	0	1	
36 Zuber, Tyler	0.00	0-0	4	0	0	0/0	0	4.2	6	0	0	3	0	1	0	0	.353	1	0	0	0	0	
34 Kibler, Colton	1.23	2-0	8	0	0	0/1	0	14.2	8	2	2	2	5	4	1	0	.157	0	0	0	0	0	
20 Croft, Morgan	3.21	0-0	10	0	0	0/1	6	14.0	12	6	5	9	8	3	0	0	.226	0	0	0	0	0	
17 Lee, Coulton	10.12	0-0	3	0	0	0/0	0	2.2	5	3	3	0	2	0	0	1	.385	0	0	0	0	1	
Totals	3.56	10-5	15	15	0	1/1	6	144.0	146	67	57	44	94	25	3	9	.263	5	12	1	5	10	
Opponents	3.77	5-10	15	15	0	1/1	3	143.1	139	74	60	64	102	19	4	4	.263	13	19	5	7	14	

PB - Team (3), Levy, S. 3, Opp (3). Pickoffs - Team (3), Zuber, T. 1, Levy, S. 1, Wallace, B. 1, Opp (8). SBA/ATT - Levy, S. (14-16), Owen, D. (8-8), Hawkins, C. (1-2), Woodhouse (2-2), Wallace, B. (1-2), Kibler, C. (1-2), Gaines, T. (1-1).

