



2014 ARKANSAS STATE BASEBALL

Chris Graddy, Media Relations Assistant • Office: 870-972-2707 • Cell: 870-340-7836

Email: cgraddy@astate.edu • Facebook.com/AStateBaseball • Twitter: @AStateGameDay #AStateBSB

Mailing Address: P.O. Box 1000, State University, AR 72467

2014 Schedule/Results

FEBRUARY

Date	Opponent	Time/Result
F14	Miami (Ohio)	3-0/W
F15	Miami (Ohio)	18-8/W
F16	Miami (Ohio)	13-3/W
F18	Arkansas-Monticello	2-0/L
F21	Illinois State	4-3/L
F22	Illinois State	3-2/L
F22	Illinois State	9-7/L
F23	Illinois State	14-8/W
F25	SEMO	8-3/W
F28	at UAB	5-0/L

MARCH

Date	Opponent	Time/Result
M1	at UAB	3-1/L
M2	at UAB	5-3/W
M4	at Missouri State	Cancelled
M5	at Missouri State	Rescheduled
M9	Creighton	7-3/L
M10	Creighton	5-4/L
M11	Creighton	6-2/W
M12	at Murray State	27-7/W
M14	Arkansas-Little Rock*	3-0/W
M15	Arkansas-Little Rock*	5-3/W
M15	Arkansas-Little Rock*	4-3/W (14)
M19	at #14 Ole Miss	4-3/L
M21	at UT Arlington*	5-1/W
M22	at UT Arlington*	6-2/L
M23	at UT Arlington*	14-10/W
M25	Memphis	10-7/W
M26	at Missouri State	5-4/L
M29	Texas State*	4-3/L
M29	Texas State*	5-4/W
M30	Texas State*	4-1/W

APRIL

Date	Opponent	Time/Result
A1	at SEMO	7-0/L
A4	at Western Kentucky*	8-6/L
A5	at Western Kentucky*	9-6/L
A6	at Western Kentucky*	7-5/W
A9	Central Arkansas	3-0/W
A11	South Alabama*	6:30 p.m.
A12	South Alabama*	6:30 p.m.
A13	South Alabama*	1:00 p.m.
A15	Memphis	6:30 p.m.
A18	Louisiana-Monroe*	5:00 p.m.
A19	Louisiana-Monroe*	6:00 p.m.
A20	Louisiana-Monroe*	1:00 p.m.
A22	at Central Arkansas	6:00 p.m.
A25	at Georgia State*	5:00 p.m.
A26	at Georgia State*	1:00 p.m.
A27	at Georgia State*	Noon
A29	Murray State	6:30 p.m.

MAY

Date	Opponent	Time/Result
M2	Louisiana-Lafayette*	6:00 p.m.
M3	Louisiana-Lafayette*	6:00 p.m.
M4	Louisiana-Lafayette*	1:00 p.m.
M9	Troy*	6:00 p.m.
M10	Troy*	6:00 p.m.
M11	Troy*	1:00 p.m.
M13	Ole Miss	6:30 p.m.
M15	at Arkansas-Little Rock*	6:00 p.m.
M16	at Arkansas-Little Rock*	6:00 p.m.
M17	at Arkansas-Little Rock*	1:00 p.m.

SUN BELT CONFERENCE TOURNAMENT

Date	Opponent	Time/Result
M21-25	Sun Belt Conference	TBA

NCAA REGIONALS

Date	Opponent	Time/Result
J1-6	NCAA Regionals	TBA



Arkansas State Red Wolves

2014 Record: 18-15

SBC Record: 8-4

Head Coach: Tommy Raffo

Career Record: 160-158-1 (6)

Record at ASU: Same

STATISTICAL LEADERS

Avg: Matt Burgess (.313)

Home Runs: Austin Baker (5)

RBI's: Matt Burgess (35)

Slugging Pct: A. Baker (.504)

On-Base Pct: A. Baker (.417)

Stolen Bases: A. Baker (10)

LEADING OFF: The Arkansas State baseball team will take to the road for the second straight weekend for a Sun Belt Conference series at South Alabama April 11-13. The Red Wolves are coming off a 3-0 victory over Central Arkansas during the midweek but have dropped three out of their last five games. A-State is looking to maintain its hold on second place in the league standings despite dropping two out of three games at Western Kentucky in its last series, its first conference series loss of the year.

A-State will start sophomore RHP David Owen on Friday night, LHP Chandler Hawkins Saturday and RHP Bradley Wallace Sunday. Wallace has allowed just one run in his last 14 innings. The games can be heard on 95.3FM The Ticket/970AM KNEA and in the StateZone at AStateRedWolves.com.

Probable Pitching Rotation

FRIDAY (6:30 p.m.) vs USA

RHP David Owen (So., 4-1, 3.89 ERA, 41K, 16BB)

vs

RHP Locke St. John (Jr., 3-1, 3.06 ERA, 28K, 17BB)

SATURDAY (6:30 p.m.) vs USA

LHP Chandler Hawkins (Jr., 2-4, 5.40 ERA, 33K, 9BB)

vs

RHP Kevin Hill (Jr., 2-4, 4.00 ERA, 26K, 12BB)

SUNDAY (1:00 p.m.) vs USA

RHP Bradley Wallace (Sr., 3-3, 4.23 ERA, 28K, 14BB)

vs

TBA

GAMES 34-36

Date: April 11-13

First Pitch: Friday: 6:30 p.m.

Saturday: 6:30 p.m.

Sunday: 1:00 p.m.

Location: Mobile, Ala.

Stadium: Stanky Field

Radio: East Arkansas Broadcasters

95.3 FM The Ticket

970 AM KNEA

Radio Talent: Matt Stolz

SERIES

A-State vs USA: 22-58 (A-State Trails)

Raffo Record vs USA: 6-10

Current Streak: A-State 3 Losses

MULTIMEDIA

Online Audio: AStateRedWolves.com

Live Stats: AStateRedWolves.com

Live Video: USAJaguars.com



South Alabama Jaguars

2014 Record: 15-17

SBC Record: 5-6

Head Coach: Mark Calvi

Career Record: 82-70

Record at School: Same

STATISTICAL LEADERS

Avg: C. Gleason (.305)

Home Runs: 4 with 1

RBI's: Wojciechowski (12)

Slugging Pct: Jones, H. (.367)

On-Base Pct: C. Gleason (.397)

Stolen Bases: A. Ballew (4)

Weather Report

Fri. April 11	Sat. April 12	Sun. April 13
Partly Cloudy High: 73 Low: 60 Wind: 10 SSE Rain: 0%	Partly Cloudy High: 74 Low: 62 Wind: 12 SE Rain: 10%	Mostly Cloudy High: 75 Low: 65 Wind: 14 SE Rain: 0%

TALE OF THE TAPE

HITTING	A-State	USA
Batting Average	.276	.240
Run Scored	198	104
Hits	307	254
Doubles	61	34
Triples	8	3
Home Runs	8	3
RBI's	161	93
Slugging Pct.	.367	.286
Walks	152	97
On Base Pct	.380	.316
Stolen Bases	42-56	8-23
PITCHING	A-State	USA
ERA	4.15	3.85
Innings Pitched	295.0	287.1
Hits Allowed	294	272
Runs Allowed	149	152
Earned Runs Allowed	136	123
Strikeouts	221	223
Walks	109	132

2014 Baseball**Preseason Coaches' Poll***(First Place Votes in Parentheses)*

1. UL Lafayette (8) - 98 pts
2. South Alabama (1) - 82 pts
3. Troy - 77 pts
4. Texas State - 57 pts
5. UT Arlington - 48 pts
6. Western Kentucky - 45 pts
7. **Arkansas State - 41 pts**
7. Georgia State - 41 pts
9. UALR - 33 pts
10. UL Monroe (1) - 28 pts

2014 Baseball Preseason**All-Conference Team**

Austin Robichaux (UL Lafayette, Junior, SP)

Matt Bell (South Alabama, Senior, SP)

Shane McCain (Troy, Senior, SP)

Ian Tompkins (WKU, Junior, RP)

Michael Strentz (UL Lafayette, RS-Junior, C)

Zach George (Arkansas State, RS-Junior, 1B)

Caden Bailey (Georgia State, Junior, 2B)

Blake Trahan (UL Lafayette, Sophomore, SS)

Tyler Girouard (UL Lafayette, Junior, 3B)

Seth Harrison (UL Lafayette, Senior, OF)

Matt Shortall (UT Arlington, Senior, OF)

Regan Flaherty (WKU, Senior, OF)

Caleb Adams (UL Lafayette, Junior, DH)

Scott Wilcox (WKU, Senior, UTIL)

2014 Baseball Preseason**Player of the Year**

Caleb Adams (UL Lafayette, Junior, DH)

2014 Baseball Preseason**Pitcher of the Year**

Austin Robichaux (UL Lafayette, Junior, SP)

**A-STATE/USA SERIES HISTORY**

- This will be the 77th, 78th and 79th meetings all-time between A-State and USA.
- The Jaguars lead the all-time series 58-22.
- A-State swept South Alabama in Jonesboro during the 2012 season. It was the first time that A-State had ever swept USA in a three-game series.
- The series dates back to the 1993 season when the teams became Sun Belt Conference foes.
- Keith Van Horn threw 1-hitter against South Alabama in 1993. It was just one of six 1-hitters in A-State history.

WHO NEEDS A HOME RUN?

- A-State (8) and South Alabama (3) have hit a combined 11 home runs on the year, the two lowest totals in the Sun Belt.
- Despite the lack of power, A-State ranks third in the league in runs scored at 198, while South Alabama has struggled scoring the fewest runs on the year at 104.

AYERS FINDING GROOVE

- True freshman Bryan Ayers turned in the best start of his career Wednesday, April 9 against UCA.
- The Vilonia, Ark., native tossed six innings of shutout baseball and struck out a career-high eight to earn the first win of his career.

EXTRA, EXTRA!

- Since being inserted into the starting lineup on March 29th against Texas State, freshman Eric Wilcoxson has had nine hits, five of which have gone for extra bases.
- He has hit a home run and three doubles during the span.

TWO OUT RBIs

- A-State has had 62 RBIs come with two outs in an inning so far this far.
- Matt Burgess, the team-leader in RBIs with 35, has driven in 14 runs with outs this season.

A TABLE-SETTER

- Zach Maggio tied career-highs in hits and runs scored in A-State's 7-5 victory over Western Kentucky on April 6.
- Maggio was a perfect 4-for-4 from the plate and reached base all five times he came up to bat in the game.
- He also scored four times during, tying a career high in that category.

THE RBI MACHINE

- Sophomore first baseman Matt Burgess tied a career-high with four RBIs in A-State's 7-5 victory over WKU on April 6.
- Burgess drove in three of his runs without the benefit of a hit. Two of his came on sacrifice fly outs and another came via and RBI groundout.

JONES EYES GAMES PLAYED RECORD

- Senior Dustin Jones is approaching the A-State record for most games played in a career.
- He has played in 202 games in his Red Wolves career.
- The record is 227 games by Chris Floyd from 1992-95.
- Jones also ranks 11th in the nation among active in players in career games played.

SACRIFICING HIMSELF

- Dustin Jones ranks 20th among active players with 29 career sacrifice bunts in his career.
- Michael Faulkner holds the A-State career record for sac bunts with 37.

2014 SBC Baseball Standings

Team	Conference	Overall
ULL	11-1 .917	31-3 .886
A-State	8-4 .667	18-15 .545
TXST	7-5 .583	18-14 .563
WKU	6-6 .500	18-15 .545
UTA	6-6 .500	14-19 .424
USA	5-6 .455	15-17 .469
ULM	5-7 .417	14-21 .400
Troy	4-7 .364	17-17 .500
GSU	4-8 .333	16-18 .471
UALR	3-9 .250	13-17 .433



2014 Season At A Glance

Overall	18-15
SBC	8-4
vs Ranked Teams	0-1
vs Unranked Teams	18-14
Home	13-7
Road	5-8
Neutral	0-0
Day	14-10
Night	4-5
Black Jerseys	9-10
Red Jerseys	4-3
White Jerseys	5-2
Grey Jerseys	0-0
February	5-5
March	11-7
April	2-3
May	0-0
June	0-0
Monday	1-0
Tuesday	3-2
Wednesday	1-2
Thursday	0-0
Friday	2-3
Saturday	5-7
Sunday	6-1
Midweek	5-6
Weekend	13-8
Weekend Series Win/Loss	4-4
Weekend Series Sweep	2-0
Doubleheaders	2-0
Last Five Games	2-3
Last 10 Games	5-5
Last 15 Games	8-7
Last 20 Games	11-9
Current Streak	Won 1
Home Streak	Won 2
Road Streak	Won 1

A POWER SURGE

- A-State hit three home runs in the March 25-30 to raise its season total to eight on the year.
- Austin Baker began the week with an inside-the-park home run, while Eric Wilcoxson hit his first career home run on March 29.
- Matt Burgess followed with a 2-run home run on March 30 to complete three home run week for the Red Wolves.

STREAKS TO WATCH

Player	Games	Type
Matt Burgess	16	On Base
Kevin Fitzpatrick	8	On Base
Eric Wilcoxson	8	On Base
Matt Burgess	8	Hits

FROM A TO Z FRESHMEN PITCHERS STRONG IN RELIEF

- A-State freshmen relievers Bryan Ayers and Tyler Zuber combined to pitch 9 innings of shutout baseball in back-to-back relief appearances on March 25-26.
- Zuber pitched five innings in relief against Memphis on March 25 and gave up just two hits and struck out three in the performance.
- Ayers tossed four shutout innings in relief against Missouri State on March 26 while giving up just one hit and striking out four.

NO FENCE NO PROBLEM

- Austin Baker hit an inside the park home run against Memphis on March 25 with one runner on base.
- The last inside the park home run was by Todd Baumgartner on March 23, 2011 against Lyon College.

STRANGE BUT TRUE FACTS

- A-State is 12-2 when collecting at least 10 hits in a game this season.
- The 3rd and 7th innings have been A-State inning's to produce this season. A-State has out scored its opponents by a combined 72-28 in those innings (37-16 in the 3rd and 35-12 in 7th)
- When leading after 7 innings the Red Wolves are 18-1 and are a perfect 18-0 when leading after 8 innings.

IRON MAN

- A-State's Dustin Jones ranks 16th in the nation in consecutive starts in the nation at 135.
- His last non-start was on March 9, 2012 against Dayton, the only game in which he did not start that season.

TWICE AS WILD

- A-State senior Zach Maggio scored all the way from second base on a wild pitch Wednesday night against Ole Miss. The Rebels' catcher couldn't locate the ball when it bounced in the air and it only rolled a few feet away so Maggio rounded third and scored easily without a play at the plate.

STEALING HOME TWICE IN A WEEK

- A-State stole home twice in one week after stealing home just once in all of 2013.
- A-State's Matt Burgess completed a steal of home on March 11 at Murray State, while Dustin Jones stole home on March 14 at Tomlinson Stadium against UALR.
- In both instances, both were the results of double steals.
- A-State also stole home against UALR in 2013 when Kevin Fitzpatrick accomplished the feat in the second to last game of the year.

Athletic Media Relations
Arkansas State University

PO Box 1000
State University, AR 72467
Telephone - 870-972-2541
Fax - 870-972-3367
Press Row - 870-972-2541
Website - AStateRedWolves.com

BASEBALL CONTACT

Chris Graddy, Assistant MRD
870-972-2707
cgraddy@astate.edu

Media Relations Office

Jerry Scott, Asst. A.D./Media Relations Director
870-972-3405 jscott@astate.edu

Joe Gorby Asst. MRD
870-972-2707 jgobry@astate.edu

Dennen Cuthbertson, Graduate Assistant
870-972-2541

mark.cuthbertson@smail.astate.edu

MEDIA INFORMATION**Post-Game Interviews**

The Arkansas State locker room is closed to all members of the media. However, head coach Tommy Raffo and requested players will be available for interviews following a brief cooling off period.

Practice Coverage

Red Wolves baseball practices are open to the media. Players and coaches are available for interviews before practice but must be arranged through the Media Relations office.

Weekly Releases

All Arkansas State weekly baseball releases can be obtained as a PDF document on the athletics web site at AStateRedWolves.com. To be added to the email list for all volleyball releases or if you would like the releases faxed to you, please contact Chris Graddy.

REWRITING THE RECORD BOOKS

- Sophomore outfielder Austin Baker set two records and tied another one with his performance against Murray State Tuesday. He finished the day 5-for-6 with seven runs scored, five RBI's, three home runs in three consecutive at-bats, and 14 total bases.
- Baker set the record for runs scored with seven, breaking the previous high of five that had been done three other times in school history, with the last being Isaac Dillon in 2005 vs. UNO. The 14 total bases also set a new record, breaking the previous high of 13, which had been accomplished two other times in school history. Junior Collin Massanelli had 13 total bases last season on March 16, 2013 against UALR.
- Baker's three home runs also tied a school record for home runs with three, tying three other players including teammate Massanelli that had three against UALR on March 16, 2013.
- Junior infielder Lucas Feddersen tied the record for most at-bats in a game with eight, tying Bill Smith's record set in 1960 against St. Louis. Freshman catcher Tyler Hardie also tied a record with four walks against the Thoroughbreds, tying 16 other players in school history.
- A-State's 27 runs was the second-highest total in school history. Arkansas State's record is 28 runs scored against Memphis in 1992.

COOL RUNNINGS

- A-State is third in the Sun Belt Conference with 42 stolen bases thus far.
- The Red Wolves had just 28 stolen bases in all of 2013.
- Austin Baker leads A-State with 10 stolen bases, breaking the team-high for any A-State player in 2013. His total also ranks fifth in the SBC, while Lucas Feddersen is seventh with 8.

GRAND SALAMI ON RYE

- Sophomore Matt Burgess has continued his assault on opposing pitcher through the season's first two week's.
- He hit the Red Wolves first Grand Slam since 2011 on Feb. 23 against Illinois State with a bases loaded shot over the fence in right-centerfield in the bottom of the third inning.
- He was the first A-State player to hit a grand slam since Jordan Castaldo did it on May 25, 2011 against FIU.

OWEN HONORED BY COLLEGESPORTSMADNESS.COM

- Sophomore pitcher David Owen was named the CollegeSportsMadness.com Sun Belt Conference Player of the Week after his performance at UAB on March 2.
- Owen struck out a career-high 10 against the Blazers to lead A-State to a 5-3 victory.
- He became the first Red Wolves pitcher to strikeout 10 in a game since Bradley Wallace and Daniel Wright each did it in 2013.

BAKER STEALS THE WEEKEND**HOME RUN TRACKER**

Date	Player	Opponent	Pitcher	On Base	Inn	Outs	Count	Score	Final Score
2/23	Burgess	Illinois St.	Lambert	3	3	2	1-0	7-3	W 14-8
3/11	Baker	Murray St.	Wallace	2	5	1	0-0	14-4	W 27-7
3/11	Baker	Murray St.	Lollar	0	7	*0	1-0	17-7	W 27-7
3/11	Baker	Murray St.	Wichman	0	8	1	2-1	20-7	W 27-7
3/22	Baker	at UTA	Amedee	0	1	1	2-1	0-0	L 2-6
3/25	Baker	Memphis	Garner	1	3	^1	1-0	0-3	W 10-7
3/29	Wilcoxson	Texas State	Williams	1	7	0	3-2	3-3	W 5-4
3/30	Burgess	Texas State	Humpal	1	4	0	0-0	1-0	W 4-1

* - Leadoff Home Run

^ - Inside the Park Home Run

QUALITY STARTS TRACKER

Date	Pitcher	(Stat Line)
2/15	B. Wallace	(6.0IP, 4H, 0R, 0ER, 3BB, 5K)
3/9	C. Hawkins	(6.0IP, 3H, 3R, 3ER, 1BB, 4K)
3/14	D. Owen	(7.0IP, 6H, 0R, 0ER, 1BB, 10K)
3/15	C. Hawkins	(6.0IP, 8H, 3R, 3ER, 0BB, 5K)
3/29	D. Owen	(6.0 IP, 6H, 3R, 3ER, 3BB, 6K)
3/30	B. Wallace	(7.0IP, 4H, 0R, 0ER, 1BB, 3K)
4/6	B. Wallace	(7.0IP, 5H, 1R, 0ER, 1BB, 3K)
4/9	B. Ayers	(6.0IP, 4H, 0R, 0ER, 3BB, 8K)

- Austin Baker went 4-for-4 in stolen bases in A-State's opening weekend series against Miami (OH), including two in the opening game.
- This is the second straight season in which Baker has had an impressive start to the season. As a freshman in 2013 he hit a home run in his first collegiate at-bat.
- Baker finished the weekend 5-for-9 with five RBIs and seven total bases, including a triple.

STRINGING TOGETHER EXTRA BASE HITS

- Arkansas State had seven straight extra base hits in its 13-3 victory over Miami (OH) Sunday Feb. 16.
- For the weekend the Red Wolves had 14 extra base hits, including 13 doubles.

OPENING SERIES SWEEP TWICE AS NICE

- The Arkansas State baseball team opened the 2014 season with a three-game sweep of Miami (Ohio), marking the second year in a row the squad has opened the season with a three-game series sweep.
- Prior to 2013 sweep, the only other it had happened was during the 1971 season.

PRESEASON SBC ALL-CONFERENCE HONORS

- Redshirt junior infielder Zach George was named to the 2014 Preseason All-Sun Belt Conference team, the first such honor of his career.
- George hit .333 a season ago but played just nine games before suffering a season-ending knee injury at Sam Houston State before the start of conference play. Despite the injury, George managed to hit one home run and drive in five runs and stole one base.
- In 2012, the Paragould, Ark., native finished the year with a .270 batting average and started in 52 of the Red Wolves' 57 games. He added six home runs and was second on the team with 41 RBIs. His 86 total bases and, .430 slugging percentage each ranked as the third best on the team.

WALLACE RECOGNIZED AS TOP SENIOR

- A-State senior pitcher Bradley Wallace was named as the top 100 seniors in the class of 2014 by Perfect Game USA.
- Wallace was selected as the 28th best senior baseball player in the class of 2014 and the 16th best right-handed pitcher in the class. He was one of just two players from the Sun Belt Conference on the list with Louisiana-Lafayette first basemen Chase Compton ranking 61st.

COLLEGESPORTSMADNESS.COM HONORS WALLACE

- Arkansas State senior pitcher Bradley Wallace was as a Preseason Second Team All-Conference selection by CollegeSportsMaddness.com
- Wallace finished the 2013 season with a 5-2 record and a 4.33 ERA and was the Red Wolves' No. 2 starter on a pitching staff that set the school record for most strikeouts in season. He had 78 punch outs in 70.2 innings of work and had the second most wins of any pitcher on the team.

WATCH IN THE STATE ZONE

- Arkansas State University Athletics is pleased to announce that fans can now purchase a 24-Hour Pass to State Zone, the official audio and video portal of AStateRedWolves.com. With a one-time payment of \$4.95, fans can watch live video broadcasts of A-State athletic events for 24 straight hours from the time of the purchase.
- State Zone offers fans live audio and video coverage of select games, including 30-plus baseball games, along with unlimited access to the largest A-State sports video library. Other packages offered by State Zone include a one-month deal for the price of \$8.95, four months for \$29.95, or one year for \$79.95.

**TOP TEN CROWDS
AT TOMLINSON STADIUM
SINCE 2003**

1. Memphis (3/11/08)	1,019
2. No. 16 Ole Miss (4/23/13)	1,006
3. No. 15 Ole Miss (4/12/10)	982
4. No. 18 WKU (4/3/10)	942
5. SEMO (4/14/10)	847
6. USA (4/25/10)	812
7. No. 18 WKU (4/2/10)	782
8. No. 12 Ole Miss (3/17/09)	781
9. USA (DH) (4/24/10)	767
10. Memphis (3/30/10)	753

The Last Time...

AN A-STATE TEAM...

Scored 30 or more runs in a gameNever
Scored 20 or more runs in a game	March 11, 2014 vs Murray State (27)
Had 30 or more hits in a gameNever
Had 20 or more hits in a game	April 11, 2009 vs. Chicago St. (20)
Had 15 or more hits in a game	March 11, 2014 vs. Murray State (19)
Hit two consecutive home runs	March 16, 2014 vs Murray State
Hit three consecutive home runs	March 16, 2014 vs Murray State
Hit six home runs in a game	April 10, 2005 vs UALR (8)
Shut out an opponent	April 9, 2014 vs UCA (3-0)
Was shut out by an opponent	April 1, 2014 vs SEMO (7-0)
Shut out a Sun Belt Conference opponent	March 14, 2014 vs UALR (3-0)
Was shut out by a Sun Belt Conference team	May 10, 2013 vs Troy (1-0)
Shut out a SBC opponent in consecutive games	March 23, 1996 vs Jacksonville (DH)
Won a game on a "walk-off" hit	March 15, 2014 vs UALR (4-3)
Won a game on a "walk-off" HR	March 23, 2013 vs FAU (3-2)
Won a game on a "walk-off" grand slamNever
Swept a Sun Belt Conference series at home	2013 vs UALR
Swept a Sun Belt Conference series on the road	2012 at UALR
Was swept in a Sun Belt Conference series at home	2011 vs Troy
Was swept in a SBC series on the road	2013 at Louisiana-Lafayette
Beat a ranked opponent	May 12, 2013 vs Troy (15-14)
Won a series against a ranked opponent	April 2010 vs Western Kentucky (2 out of 3)
Won 10-straight games	1993
Won 9-straight Sun Belt Conference games	1997
Won 10-straight games at home	1995 (14)
Won 10-straight games on the roadNever
Won 40 games in a seasonNever
Won the regular season SBC ChampionshipNever
Won the Sun Belt Conference Tournament	1994
Won the Sun Belt Conference Coach of the Year	2012 Coach Tommy Raffo
Competed in the NCAA Regionals	1994
Ended a game in a tie	May 15, 2011 at FIU (8-8)
Turned a triple play	March 15, 2013 vs UALR

AN A-STATE PLAYER...

Hit for the cycleNever
Hit three doubles in a game	2013
Hit two triples in one game	1970 (Pete Davis vs Alabama)
Hit three home runs in one game	March 11, 2014 (Austin Baker at Murray State)
Hit two home runs in one game	March 11, 2014 (Austin Baker at Murray State)
Hit a grand slam	February 23, 2014 (Matt Burgess at Illinois State)
Hit walk of home run	March 23, 2013 (Alex Pots at FAU)
Hit an inside-the-park home run	March 29, 2014 (Austin Baker at Texas State)
Hit safely in 20-straight games	1991 Kevin Tate (28)
Hit 20 home runs in one season	2005 Geoff Desmond (20)
Hit .400 for the season	1988 (Rick Poe, .425)
Was the Sun Belt Conference Batting ChampionNever
Was the Sun Belt Conference RBI Champion	1994 Kourtney Paul (55)
Was the Sun Belt Conference Home Run ChampionNever
Was the Sun Belt Conference Player of the YearNever
Was the Sun Belt Conference Stolen Base Leader	2012 Michael Faulkner (41)

AN A-STATE PITCHER...

Won 10 games	1994 Keith Horn (10)
Defeated a top-5 ranked team	March 05, 2008 vs Mississippi (2)
Defeated a ranked team	May 12, 2013 (David Owen vs Troy)
Threw a no-hitter	2005 (Taylor Fowler vs Northwestern)
Threw a complete game (Win)	May 16, 2013 (Daniel Wright at UALR)
Struck out 10 or more	April 7, 2013 (Bradley Wallace vs. Western Kentucky, 12)
Started a game as a true freshman	April 1, 2014 (Bryan Ayers vs SEMO)
Was the Sun Belt Conference Win Leader	2012 Jacob Lee (9)
Was the Sun Belt Conference ERA Leader	1997 Jay Akin (1.96)
Was the Sun Belt Conference Pitcher of the Year	2012 Jacob Lee

SBC TEAM RANKINGS

CATEGORY	RANK	STAT
Batting Average	5	276
Runs Scored	3	198
Doubles	6	61
Total Bases	6	408
Walks	1	152
Slugging PCT	6	367
Hits	5	307
Triples	3	8
Hit by Pitch	3	45
On Base PCT	3	380
RBIs	5	161
Home Runs	9	8
Strikeouts	7	208
Sac Bunts	5	25
Sac Flies	2	18
Stolen Bases	3	42
ERA	5	4.15
Batters Struck Out	8	221
Runs Allowed	3	149
Opposing Batting Avg.	6	261
Struck out Looking	2	92
Saves	4	7
Innings Pitched	6	295
Wins	2	18
Hits Allowed	5	294
Walks Allowed	3	109
Fielding PCT	1	980
Errors	10	25

SBC INDIVIDUAL RANKINGS

SUN BELT RANKINGS

	Rank	Stat
Runs Scored		
Austin Baker	7	31
Sac Bunts		
Lucas Feddersen	4	6
Triples		
Austin Baker	2	4
Walks		
Austin Baker	2	26
Sac Flies		
Austin Baker	3	4
Runs Batted In		
Matt Burgess	5	35
Stolen Bases		
Austin Baker	6	10
Lucas Feddersen	7	8
Strikeouts		
David Owen	9	41
Saves		
Morgan Croft	3	5
Games Finished		
Morgan Croft	7	10
Opposing Bat Avg.		
David Owen	9	246
Batters SO Looking		
David Owen	3	18
Chandler Hawkins	7	16
Appearances		
Colton Kibler	3	17
Assists		
Dustin Jones	3	105
Runners Thrown Out		
Stuart Levy	3	12
Double Plays		
Dustin Jones	9	19

NCAA RANKINGS

CATEGORY	RANK	STAT
Base on Balls	22	152
Batting Average	95	277
Double Plays	115	24
Double Plays Per GM	151	0.73
Doubles	41	60
Doubles Per Game	58	1.85
ERA	151	4.15
Fielding PCT	11	980
Hit by Pitch	49	45
Hits	72	308
Hit Allowed Per 9	141	8.97
Home Runs	171	8
Home Runs Per Game	195	0.24
On Base PCT	45	381
Runs	48	198
SAC Bunts	94	25
SAC Flies	32	18
Scoring	61	6.0
Shutouts	48	3
Slugging PCT	114	368
Stolen Bases	63	42
Stolen Bases Per Game	80	1.27
Strikeout-to-Walk Ratio	108	2.03
Strikeouts Per 9	121	6.7
Triples	79	8
Triples Per Game	101	0.24
WHIP	110	1.37
WL PCT	120	545
Walks Allowed Per 9	103	3.33

INDIVIDUAL RANKINGS

	Rank	Stat
Triples		
Austin Baker	16	4
Runs Batted In		
Matt Burgess	19	35
SAC Flies		
Matt Burgess	47	4
Runs Scored		
Austin Baker	52	31
Home Runs		
Austin Baker	64	5
Saves		
Morgan Croft	66	5
SAC Bunts		
Lucas Feddersen	86	6

2014 Roster

#	NAME	POS	B/T	HT	WT	CL	HOMETOWN (PREVIOUS SCHOOL)
1	Eric Wilcoxson	INF	R/R	5-10	180	Fr	Walnut Ridge, Ark. (Walnut Ridge HS)
3	Dustin Jones	INF	R/R	5-10	150	Sr	Jonesboro, Ark. (Valley View HS)
4	Lucas Feddersen	INF	R/R	5-10	180	Jr-TR	Houston, Texas (Crowder CC)
5	Zach Maggio	INF	R/R	5-11	180	Sr-RS	Edwardsville, Ill. (Edwardsville HS)
6	Austin Baker	OF	L/R	5-11	180	So	Montesano, Wash. (Montesano HS)
7	Zach George	INF	S/R	6-2	195	Jr-RS	Paragould, Ark. (Greene Tech HS)
8	Stuart Levy	C	R/R	6-2	185	Jr	Little Rock, Ark. (Benton HS)
9	Logan Dollins	INF	R/R	5-11	170	Fr-RS	Kennett, Mo. (Kennett HS)
10	Kaleb Brown	OF	R/R	5-10	160	Jr-RS	Jonesboro, Ark. (Valley View HS)
11	Kevin Fitzpatrick	OF	R/R	6-3	190	So	Red Banks, Miss. (Marshall Academy)
12	Tanner Murray	C	R/R	6-4	200	Jr	Piggott, Ark. (Piggott HS)
13	David Owen	RHP	R/R	6-0	190	So	Millington, Tenn. (Tipton-Rosemark)
14	Chandler Hawkins	LHP	L/L	6-1	170	Jr	Memphis, Tenn. (Bartlett HS)
15	Tanner Gaines	RHP	R/R	6-1	200	Jr-TR	Baldwyn, Miss. (Northeast Miss. CC)
16	Bryan Ayers	RHP	R/R	6-4	190	Fr	Vilonia, Ark. (Vilonia HS)
17	Coulton Lee	LHP	L/L	6-1	205	Fr	Benton, Ark. (Benton HS)
18	Cody Woodhouse	RHP	R/R	6-5	190	Sr	Mountain Home, Ark. (Mt. Home HS)
20	Morgan Croft	RHP	R/R	6-2	225	Sr-RS	Broken Arrow, Okla. (E. Okla. State)
21	Jon Glidewell	LHP	R/L	6-3	180	Jr-RS	Wentzville, Mo. (Timberland HS)
23	Adam Grantham	RHP	R/R	6-2	195	So	Kennett, Mo. (Kennett HS)
24	Bradley Wallace	RHP	R/R	6-2	175	Sr	Rison, Ark. (Woodlawn HS)
25	Tyler Hardie	C	L/R	6-0	205	Fr	Georgetown, Canada (Christ the King)
26	Collin Massanelli	OF	L/R	6-0	190	Jr	Pine Bluff, Ark. (Watson Chapel HS)
27	Ty Michelotti	OF	L/L	5-11	198	Jr-TR	Memphis, Tenn. (Southwest Tenn. CC)
28	Matt Burgess	INF	L/L	6-4	240	So-TR	Greenbrier, Ark. (Crowder CC)
29	J.D. Rainwater	INF	L/R	6-2	235	Fr	Jonesboro, Ark. (Jonesboro HS)
30	Derek Birginske	RHP	R/R	6-0	190	So	Russellville, Ark. (Russellville HS)
32	Daltan Lovell	C	R/R	5-10	180	Fr	Harrison, Ark. (Harrison HS)
33	J.C. Neighbors	LHP	L/L	5-11	180	Jr-TR	League City, Texas (Blinn College)
34	Colton Kibler	RHP	R/R	5-11	170	Jr-TR	Jonesboro, Ark. (Garden City CC)
35	Brett Nickle	INF	L/L	6-4	270	Fr	Olathe, Kansas (Olathe South HS)
36	Tyler Zuber	RHP	R/R	5-10	185	Fr	White Hall, Ark. (White Hall HS)
38	Kevin Garner	OF/P	L/L	5-11	180	Fr	Little Rock, Ark. (Little Rock Central HS)
39	Tanner Ring	INF/P	R/R	6-1	170	So	Batesville, Ark. (Batesville HS)
40	Joe Schrimpf	INF	S/R	5-10	192	Fr	St. Louis, Mo. (Christian Brothers HS)

Coaching Staff

Head Coach: Tommy Raffo

Pitching Coach: Tighe Dicksonson

Assistant Coach: Anthony Everman

Volunteer Assistant Coach: Noah Sanders

Director of Operations: Jon Garner

Athletic Trainer: Hiroki Yoshimoto

Pronunciation Guide

5 - Zach Maggio - Ma-Gee-O

8 - Stuart Levy - Lee-Vee

16 - Bryan Ayers - Airs

21 - Jon Glidewell - Glide-Well

26 - Collin Massanelli - Mass-Uh-Nail-E

27 - Ty Michelotti - Mickle-ot-E

30 - Derek Birginske - Bur - Gin - Ski

37 - Tighe Dicksonson - Ty

40 - Joe Schrimpf - Shrimp-f

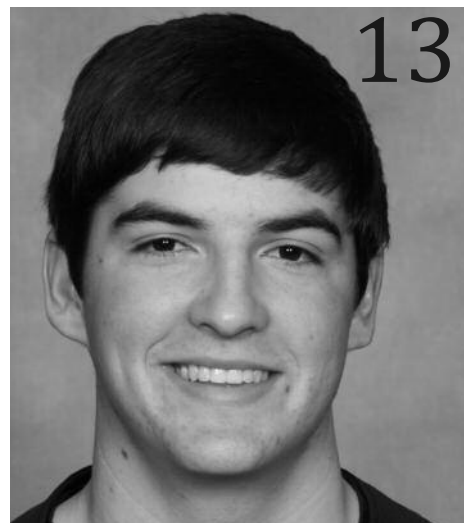


SOPHOMORE SEASON (2014): Made the first start of his career on Feb. 16 and earned the victory after tossing five innings ... has gone five innings in each of his last two starts, earning the win in each game...struck out a career-high 10 in 5.2 innings at UAB on March 2 and was named the CollegeSportsMadness.com SBC Player of the Week ... matched a career-high with 10 strikeouts in the first Friday night start of his career on March 14 in a victory over UALR ... turned in his second quality start of the season against Texas State on March 29.

FRESHMAN SEASON (2013): Appeared in 12 games and made two starts on the season ... finished with a 2-2 record recorded 25 strikeouts with a 7.23 ERA ... struck out a season-high five on April 30 against Memphis ... picked up his first career-win on April 2 against Southeast Missouri State ... made his first career start against Ole Miss on April 23 ... missed the first half of the season due to injury.

HIGH SCHOOL: Member of 2009 State Runner-Ups and 2012 team that made the state semi-finals at Tipton-Rosemark Academy in Millington, TN ... Made All-State for the Rebels.

PERSONAL: Born October 21, 1993 ... son of Jeanine and Keith Owen and has a sister named Kellie ... enjoys fishing.



David Owen

Pitcher - Soph. - 1L
6-0 - 190 - R/R
Millington, Tennessee
Tipton-Rosemark

OWEN CAREER HIGHS

IP: 7.2 - at WKU (4-4-14)
Strikeouts: 10 - vs Twice
BF: 34 - at WKU (4-4-14)
FC: 3 - vs Miami (2-16-14)
Assists: 2 - (Twice)

David Owen
Game-by-Game

Date	Opponent	GS	IP	H	R	ER	BB	SO	2B	3B	HR	ERA	NP
2/16	Miami	*	5.0	4	3	2	0	1	1	0	0	3.60	71
2/23	Illinois St.	*	5.0	8	6	6	3	1	3	1	1	7.20	101
3/2	at UAB	*	5.2	4	2	1	2	10	0	1	0	5.17	92
3/10	Creighton	*	2.0	0	0	0	0	2	0	0	0	4.58	28
3/14	UALR	*	7.0	6	0	0	1	10	1	0	0	3.28	117
3/21	at UTA	*	5.2	5	1	1	5	5	0	0	0	2.97	112
3/29	Texas State	*	6.0	6	3	3	3	6	2	0	0	3.22	115
4/2	at WKU	*	7.2	8	8	6	2	6	3	0	0	3.89	125
TOTALS			44.0	41	23	19	16	41	10	2	1	3.89	731

CAREER STATISTICS

	ERA	W-L	AP	GS	CG	SV	IP	H	R	ER	BB	SO	BF	AVG	WP	HB
2013	7.23	2-2	12	2	0	0	23.2	23	20	19	15	25	111	.253	2	3
2014	3.89	4-1	8	8	0	0	44.0	41	23	19	16	41	195	.246	0	7
Totals	5.05	6-3	20	10	0	0	67.2	64	43	38	31	66	306	.248	2	10


JUNIOR SEASON (2014): Tossed four innings and earned the victory in his first start of the year on Feb. 15 ... went 5.1 innings in his second start against Illinois St. and struck out six, one off his career high ... leads A-State with 2 quality starts on the season after going six innings and giving up just three runs on three hits on March 15 in a victory over UALR ... tied a career-high with seven strikeouts against Texas State on March 29.

SOPHOMORE SEASON (2013): Appeared in 17 game and made seven starts, which was the fourth most starts on the team had a 2-5 record on the year ... struck out 42 batters in 49 innings of work ... had a career-high seven innings pitched against Alabama-Birmingham on March 9 ... struck out a career-high seven against Florida Atlantic on March 23 ... his 19 appearances where the third most on the team ... his 42 strikeouts the fifth most on the team.

FRESHMAN SEASON (2012): Appeared in 17 games and made two starts...gave up 26 hits and 14 runs in 18.2 innings of work...struck out nine batters and walked just seven on the year.

HIGH SCHOOL: Played four seasons at Bartlett High School in Memphis.

PERSONAL: Born February 28, 1993 ...parents are Amy and Mark Hawkins.



Chandler Hawkins

Pitcher - Junior - 2L
6-1 - 170 - L/L
Memphis, Tennessee
Bartlett HS

HAWKINS CAREER HIGHS

IP: 7 - UAB (March 9, 2013)
Strikeouts: 7 - Twice
BF: 28 - Twice
FC: 3 - WKU (April 6, 2013)
Assists: 3 - WKU (April 6, 2013)

Chandler Hawkins
Game-by-Game

Date	Opponent	GS	IP	H	R	ER	BB	SO	2B	3B	HR	ERA	NP
2/15	Miami	*	4.0	7	4	4	1	4	2	0	0	9.00	74
2/22	Illinois St.	*	5.1	5	2	2	3	6	0	0	0	5.79	87
3/1	at UAB	*	4.0	6	2	2	3	3	0	0	0	5.40	74
3/9	Creighton	*	6.0	3	3	3	1	4	0	0	2	5.12	86
3/15	UALR	*	6.0	8	3	3	0	5	0	1	1	4.97	72
3/22	at UTA	*	5.0	9	3	3	0	3	1	0	1	5.04	63
3/29	Texas State	*	5.0	5	2	2	0	7	1	0	0	4.84	77
4/5	at WKU	*	4.2	6	6	5	1	1	0	0	1	5.40	70
TOTALS			40.0	49	25	24	9	33	4	1	4	5.40	590

----- **CAREER STATISTICS** -----

	ERA	W-L	AP	GS	CG	SV	IP	H	R	ER	BB	SO	BF	AVG	WP	HB
2012	6.75	2-2	17	2	0	0	18.2	26	14	14	7	9	92	.329	3	4
2013	6.24	2-5	19	7	0	0	49.0	60	37	34	29	41	236	.306	3	3
2014	5.40	2-4	8	8	0	0	40.0	49	25	24	9	33	180	.297	1	5
Totals	6.2	6-11	44	17	0	0	107.2	135	76	72	45	84	508	.307	7	12

SENIOR SEASON (2014): Did not allow a run in his first start of the season against Miami on Feb. 15 ... has struggled after looking sharp in his first start of the season ... has made it out of the fourth inning just once this year ... turned in his best outing of the Sun Belt Conference season by tossing seven innings of shutout baseball against Texas State on March 30 ... his seven innings tied a career-high for a game ... tossed his second straight quality start April 6 at WKU and has allowed 1 run in his last 14 innings.


JUNIOR SEASON (2013): Appeared in 14 games and made 13 starts, the second most on the team ... had a 5-2 record on the year and the second most wins of any pitcher ... had a 4.33 ERA and career best 78 strikeouts on the season ... tossed a career-high seven innings twice on the year with first coming on April 7 against Western Kentucky and then against on April 20 against Louisiana-Monroe ... struck out a career-high 12 batters on April 7 against Western Kentucky ... he also retired 18 straight at one point in the game ... his .243 opposing batting average with the eighth best in the league ... his 78 strikeouts were the ninth most in the Sun Belt Conference ... he struck out 29 batters looking, the fifth most in the league.

SOPHOMORE SEASON (2012): Appeared in 17 games and made three starts...had an 8.29 ERA with 32 strikeouts...tossed a career best six innings against Evansville on Feb. 25...also had a career high five strikeouts in the game.

FRESHMAN SEASON (2011): Made 15 appearances, drawing one start...posted an ERA of 6.75 as a true freshman... worked 18.2 innings, striking out 22 batters...issued eight walks...struck out four in 2.2 innings against ULM April 9...earned two saves.

HIGH SCHOOL: Pitched four years at Woodlawn High School in Pine Bluff, Ark...was named a Pre Season Under Armour All-American prior to the start of his senior season...pitched 69 innings with 113 strikeouts for a 1.12 ERA as a junior while putting together a 12-2 record which included two no hitters...named all-state as a junior...also played basketball.

PERSONAL: Born September 12, 1992 ... majoring in Computer Science at Arkansas State...son of Keith and Cindi Wallace.



Bradley Wallace

Pitcher - Senior - 3L
6-2 - 175 - R/R
Rison, Arkansas
Woodlawn HS

WALLACE CAREER HIGHS

IP: 7 - 3 Times
Strikeouts: 12 - WKU (April 7, 2013)
BF: 28 - Three Times
FC: 3 - Three Times
Assists: 4 - Four Times

Bradley Wallace Game-by-Game

Date	Opponent	GS	IP	H	R	ER	BB	SO	2B	3B	HR	ERA	NP
2/15	Miami	*	6.0	4	0	0	3	5	2	0	0	0.00	97
2/21	Illinois St.	*	4.0	6	4	4	1	5	1	0	0	3.60	87
2/28	at UAB	*	4.0	6	1	1	4	3	1	0	0	3.21	79
3/8	Creighton	*	4.0	6	6	5	1	4	1	1	0	5.00	62
3/15	UALR	*	4.0	6	2	2	1	4	0	0	1	4.91	79
3/23	at UTA	*	2.1	5	6	6	2	1	0	1	2	6.66	56
3/20	Texas State	*	7.0	4	0	0	1	3	0	0	0	5.17	93
4/6	at WKU	*	7.0	5	1	0	1	3	2	0	0	4.23	99
TOTALS			38.1	42	20	18	14	28	7	2	3	4.32	652

----- CAREER STATISTICS -----

	ERA	W-L	AP	GS	CG	SV	IP	H	R	ER	BB	SO	BF	AVG	WP	HB
2011	6.75	0-0	15	1	0	2	18.2	20	15	14	8	22	87	.286	4	5
2012	8.29	3-1	17	3	0	1	33.2	50	32	31	15	32	168	.347	7	6
2013	4.33	5-2	14	13	0	0	70.2	65	38	34	25	78	310	.243	6	8
2014	4.23	3-3	8	8	0	0	38.1	42	20	18	14	28	172	.282	1	3
Totals	5.41	11-6	54	25	0	3	161.1	177	105	97	62	160	737	.281	18	22



stAte
Game Results for Arkansas State (as of Apr 09, 2014)
(All games)



Date	Opponent		Score	Inns	Overall	Sun Belt	Pitcher of record	Attend	Time
Feb 15, 2014	MIAMI-1	w	3-0	9	1-0-0	0-0-0	Wallace, B. (W 1-0)	-	2:36
Feb 15, 2014	MIAMI-2	w	18-8	9	2-0-0	0-0-0	Hawkins, C. (W 1-0)	425	3:50
Feb 16, 2014	MIAMI	w	13-3	9	3-0-0	0-0-0	Owen, D. (W 1-0)	319	2:41
Feb 18, 2014	ARKANSAS-MONTICELLO	L	0-2	9	3-1-0	0-0-0	Birginske (L 0-1)	304	2:25
Feb 21, 2014	ILLINOIS STATE	L	3-4	9	3-2-0	0-0-0	Wallace, B. (L 1-1)	361	2:54
Feb 22, 2014	ILLINOIS STATE-1	L	2-3	9	3-3-0	0-0-0	Hawkins, C. (L 1-1)	-	2:50
Feb 22, 2014	ILLINOIS STATE-2	L	7-9	7	3-4-0	0-0-0	Croft, M. (L 0-1)	705	2:30
Feb 23, 2014	ILLINOIS STATE	w	14-8	9	4-4-0	0-0-0	Owen, D. (W 2-0)	321	3:20
Feb 25, 2014	SEMO	w	8-3	9	5-4-0	0-0-0	Gaines, T. (W 1-0)	202	3:05
Feb 28, 2014	at UAB	L	0-5	9	5-5-0	0-0-0	Wallace, B. (L 1-2)	357	2:52
Mar 01, 2014	at UAB	L	1-3	9	5-6-0	0-0-0	Hawkins, C. (L 1-2)	541	2:30
Mar 02, 2014	at UAB	w	5-3	9	6-6-0	0-0-0	Ring, T. (W 1-0)	675	2:36
Mar 08, 2014	CREIGHTON	L	3-7	9	6-7-0	0-0-0	Wallace, B. (L 1-3)	201	2:42
Mar 09, 2014	CREIGHTON	L	4-5	9	6-8-0	0-0-0	Lee, C. (L 0-1)	237	2:50
Mar 10, 2014	CREIGHTON	w	6-2	9	7-8-0	0-0-0	Croft, M. (W 1-1)	263	2:29
Mar 11, 2014	at Murray State	w	27-7	9	8-8-0	0-0-0	Woodhouse (W 1-0)	137	3:36
* Mar 14, 2014	UALR	w	3-0	9	9-8-0	1-0-0	Owen, D. (W 3-0)	292	2:14
* Mar 15, 2014	UALR-1	w	5-3	9	10-8-0	2-0-0	Hawkins, C. (W 2-2)	-	2:21
* Mar 15, 2014	UALR-2	w	4-3	(14)	11-8-0	3-0-0	Gaines, T. (W 2-0)	347	4:13
Mar 19, 2014	at #14 Ole Miss	L	3-4	9	11-9-0	3-0-0	Kibler, C. (L 0-1)	6716	2:44
* Mar 21, 2014	at UT Arlington	w	5-1	9	12-9-0	4-0-0	Owen, D. (W 4-0)	361	2:56
* Mar 22, 2014	at UT Arlington	L	2-6	9	12-10-0	4-1-0	Hawkins, C. (L 2-3)	244	2:30
* Mar 23, 2014	at UT Arlington	w	14-10	9	13-10-0	5-1-0	Woodhouse (W 2-0)	256	3:08
Mar 25, 2014	MEMPHIS	w	10-7	9	14-10-0	5-1-0	Kibler, C. (W 1-1)	271	2:37
Mar 26, 2014	at Missouri State	L	4-5	9	14-11-0	5-1-0	Grantham, A. (L 0-1)	313	2:16
* Mar 29, 2014	TEXAS STATE-1	L	3-4	(12)	14-12-0	5-2-0	Woodhouse (L 2-1)	-	3:30
* Mar 29, 2014	TEXAS STATE-2	w	5-4	9	15-12-0	6-2-0	Kibler, C. (W 2-1)	482	2:48
* Mar 30, 2014	TEXAS STATE	w	4-1	9	16-12-0	7-2-0	Wallace, B. (W 2-3)	276	2:25
Apr 01, 2014	at SEMO	L	0-7	9	16-13-0	7-2-0	Ayers, B. (L 0-1)	463	2:33
* Apr 04, 2014	at Western Kentucky	L	6-8	9	16-14-0	7-3-0	Owen, D. (L 4-1)	337	2:48
* Apr 05, 2014	at Western Kentucky	L	6-9	9	16-15-0	7-4-0	Hawkins, C. (L 2-4)	538	2:49
* Apr 06, 2014	at Western Kentucky	w	7-5	9	17-15-0	8-4-0	Wallace, B. (W 3-3)	341	3:01
Apr 09, 2014	CENTRAL ARKANSAS	w	3-0	9	18-15-0	8-4-0	Ayers, B. (W 1-1)	608	2:18

* = Conference game

() extra inning game



stAte
Game Results for Arkansas State (as of Apr 09, 2014)
(All games)



Feb 15, 2014 at Jonesboro, Ark.

Score by Innings	1	2	3	4	5	6	7	8	9	R	H	E	
Miami	0	0	0	0	0	0	0	0	0	-	0	7	4
Arkansas State	0	0	3	0	0	0	0	0	X	-	3	6	0

WP-Wallace, Bradley (1-0) Save-Grantham, Adam(1) LP-VARNER, Seth (0-1) T-2:36 A-0

Feb 15, 2014 at Jonesboro, Ark.

Score by Innings	1	2	3	4	5	6	7	8	9	R	H	E	
Miami	0	4	0	0	0	1	2	0	1	-	8	12	7
Arkansas State	3	3	0	4	0	0	8	0	0	-	18	16	2

WP-Hawkins, Chandler (1-0) LP-WILLIAMS, Nathan (0-1) T-3:50 A-425

Feb 16, 2014 at Jonesboro, Ark.

Score by Innings	1	2	3	4	5	6	7	8	9	R	H	E	
Miami	0	0	0	2	1	0	0	0	0	-	3	7	2
Arkansas State	1	0	3	2	2	3	2	0	X	-	13	14	2

WP-Owen, David (1-0) LP-POWERS, Ryan (0-1) T-2:41 A-319

Feb 18, 2014 at Jonesboro, Ark.

Score by Innings	1	2	3	4	5	6	7	8	9	R	H	E	
Arkansas-Monticello	1	0	0	1	0	0	0	0	0	-	2	4	0
Arkansas State	0	0	0	0	0	0	0	0	0	-	0	7	3

WP-Z. McKnight (1-0) Save-J. Harvill(3) LP-Birginske, Derek (0-1) T-2:25 A-304

Feb 21, 2014 at Jonesboro, Arkansas

Score by Innings	1	2	3	4	5	6	7	8	9	R	H	E	
Illinois State	0	0	1	0	3	0	0	0	0	-	4	8	1
Arkansas State	0	0	1	0	1	0	1	0	0	-	3	7	2

WP-SAVAS, Dan (2-0) Save-RHOADES, Jeremy(1) LP-Wallace, Bradley (1-1) T-2:54 A-361

Feb 22, 2014 at Jonesboro, Ark.

Score by Innings	1	2	3	4	5	6	7	8	9	R	H	E	
Illinois State	0	0	0	0	0	2	1	0	0	-	3	8	1
Arkansas State	0	1	0	0	0	0	0	1	0	-	2	6	0

WP-CRAIG, Dylan (1-0) Save-RHOADES, Jeremy(2) LP-Hawkins, Chandler (1-1) T-2:5 A-0 A-0

Feb 22, 2014 at Jonesboro, Ark.

Score by Innings	1	2	3	4	5	6	7	R	H	E	
Illinois State	3	0	0	2	0	1	3	-	9	15	1
Arkansas State	0	0	1	1	1	0	4	-	7	9	0

WP-LEARNARD, JD (1-0) Save-SUAREZ, David(1) LP-Croft, Morgan (0-1) T-2:30 A-705



stAte
Game Results for Arkansas State (as of Apr 09, 2014)
(All games)



Feb 23, 2014 at Jonesboro, Arkansas

Score by Innings	1	2	3	4	5	6	7	8	9	R	H	E	
Illinois State	1	2	0	0	3	0	0	2	0	-	8	12	4
Arkansas State	0	5	6	2	1	0	0	0	X	-	14	15	3

WP-Owen, David (2-0) LP-HEADEAN, Will (0-1) T-3:20 A-321
 HR ILS - CZESZEWSKI, Jack (1)
 HR ASU - Burgess, Matt (1)

Feb 25, 2014 at Jonesboro, Arkansas

Score by Innings	1	2	3	4	5	6	7	8	9	R	H	E	
SEMO	2	0	0	0	0	0	1	0	0	-	3	11	2
Arkansas State	0	1	3	0	1	0	0	3	X	-	8	12	0

WP-Gaines, Tanner (1-0) LP-WINKELMAN, Alex (0-2) T-3:05 A-202

Feb 28, 2014 at Birmingham, Ala.

Score by Innings	1	2	3	4	5	6	7	8	9	R	H	E	
Arkansas State	0	0	0	0	0	0	0	0	0	-	0	7	0
UAB	0	0	1	0	4	0	0	0	X	-	5	11	0

WP-C. Mallard (3-0) LP-Wallace, Bradley (1-2) T-2:52 A-357

Mar 01, 2014 at Birmingham, Ala.

Score by Innings	1	2	3	4	5	6	7	8	9	R	H	E	
Arkansas State	0	0	0	0	0	0	0	0	1	-	1	5	0
UAB	2	0	0	0	0	0	0	1	X	-	3	9	1

WP-J. Lieske (2-0) Save-A. Lau(1) LP-Hawkins, Chandler (1-2) T-2:30 A-541

Mar 02, 2014 at Birmingham, Ala.

Score by Innings	1	2	3	4	5	6	7	8	9	R	H	E	
Arkansas State	0	0	0	0	1	0	4	0	0	-	5	8	1
UAB	0	0	0	1	0	1	0	0	1	-	3	6	3

WP-Ring, Tanner (1-0) Save-Kibler, Colton(1) LP-C. Eller (1-1) T-2:36 A-675

Mar 08, 2014 at Millington, Tenn.

Score by Innings	1	2	3	4	5	6	7	8	9	R	H	E	
Creighton	0	0	4	2	1	0	0	0	0	-	7	8	0
Arkansas State	1	0	0	0	2	0	0	0	0	-	3	8	2

WP-WARREN, Matt (3-0) LP-Wallace, Bradley (1-3) T-2:42 A-201

Mar 09, 2014 at Millington, Tenn.

Score by Innings	1	2	3	4	5	6	7	8	9	R	H	E	
Creighton	0	1	0	0	0	2	0	2	0	-	5	6	2
Arkansas State	0	0	0	3	0	0	1	0	0	-	4	9	1

WP-LUKOWSKI, Mark (1-0) Save-PETER, Jake(1) LP-Lee, Coulton (0-1) T-2:50 A-237
 HR CU - GERBER, Mike (3), LUCANSKY, Landon (1)



stAte
Game Results for Arkansas State (as of Apr 09, 2014)
(All games)



Mar 10, 2014 at Jonesboro, Ark.

Score by Innings	1	2	3	4	5	6	7	8	9	R	H	E	
Creighton	0	0	1	0	1	0	0	0	0	-	2	2	1
Arkansas State	0	1	3	2	0	0	0	0	X	-	6	9	0

WP-Croft, Morgan (1-1) LP-STRUNC, Tommy (0-2) T-2:29 A-263

Mar 11, 2014 at Murray, Ky.

Score by Innings	1	2	3	4	5	6	7	8	9	R	H	E	
Arkansas State	5	3	5	1	3	0	3	7	0	-	27	19	0
Murray State	1	0	0	3	0	3	0	0	0	-	7	10	6

WP-Woodhouse, Cody (1-0) LP-Kyle Cornett (0-1) T-3:36 A-137
 HR ASU - Baker, Austin (3)
 HR MUR - Taylor Mathews (1)

Mar 14, 2014 at Jonesboro, Ark.

Score by Innings	1	2	3	4	5	6	7	8	9	R	H	E	
UALR	0	0	0	0	0	0	0	0	0	-	0	6	0
Arkansas State	0	0	0	0	3	0	0	0	X	-	3	5	1

WP-Owen, David (3-0) Save-Croft, Morgan(1) LP-McDonald, Travis (2-1) T-2:14 A-292

Mar 15, 2014 at Jonesboro, Ark.

Score by Innings	1	2	3	4	5	6	7	8	9	R	H	E	
UALR	2	1	0	0	0	0	0	0	0	-	3	10	1
Arkansas State	0	0	3	0	1	0	1	0	X	-	5	10	0

WP-Hawkins, Chandler (2-2) Save-Croft, Morgan(2) LP-Schlechte, Ethan (2-2) T-2 A-0 A-0
 HR UALR - Rockwell, Tanner (3)

Mar 15, 2014 at Jonesboro, Ark.

Score by Innings	1	2	3	4	5	6	7	8	9	10	11	12	13	14	R	H	E	
UALR	0	0	0	2	0	0	0	0	1	0	0	0	0	0	-	3	11	1
Arkansas State	0	0	0	0	3	0	0	0	0	0	0	0	0	1	-	4	12	1

WP-Gaines, Tanner (2-0) LP-Rockwell, Tanner (0-1) T-4:13 A-347
 HR UALR - Scott, Ryan (2)

Mar 19, 2014 at Oxford, Miss.

Score by Innings	1	2	3	4	5	6	7	8	9	R	H	E	
Arkansas State	0	0	1	1	1	0	0	0	0	-	3	8	0
Ole Miss	1	0	0	0	0	1	2	0	X	-	4	8	1

WP-Weathersby (1-0) Save-J. Laxer(2) LP-Kibler, Colton (0-1) T-2:44 A-6716

Mar 21, 2014 at Arlington, Texas

Score by Innings	1	2	3	4	5	6	7	8	9	R	H	E	
Arkansas State	2	0	0	3	0	0	0	0	0	-	5	11	1
UT Arlington	0	1	0	0	0	0	0	0	0	-	1	6	1

WP-Owen, David (4-0) LP-Vachon, Brad (1-5) T-2:56 A-361



stAte
Game Results for Arkansas State (as of Apr 09, 2014)
(All games)



Mar 22, 2014 at Arlington, Texas

Score by Innings	1	2	3	4	5	6	7	8	9	R	H	E
Arkansas State	1	0	0	0	0	0	0	0	1	2	7	0
UT Arlington	1	1	0	0	0	1	0	3	X	6	16	1

WP-Hobbs, Zach (1-0) Save-Weaver, Chase(1) LP-Hawkins, Chandler (2-3) T-2:30 A-244
 HR ASU - Baker, Austin (4)
 HR UTA - Shortall, Matt (3), McLemore,Darien (2)

Mar 23, 2014 at Arlington, Texas

Score by Innings	1	2	3	4	5	6	7	8	9	R	H	E
Arkansas State	0	4	0	0	4	0	5	0	1	14	12	2
UT Arlington	3	1	2	0	2	2	0	0	0	10	14	2

WP-Woodhouse, Cody (2-0) Save-Croft, Morgan(3) LP-Weaver, Chase (2-1) T-3:08 A-256
 HR UTA - Shortall, Matt (5), Bottger, Ryan (1), Sibley, Travis (1)

Mar 25, 2014 at Jonesboro, Arkansas

Score by Innings	1	2	3	4	5	6	7	8	9	R	H	E
Memphis	2	1	0	0	0	0	0	4	0	7	9	4
Arkansas State	0	0	2	1	0	1	1	5	X	10	12	1

WP-Kibler, Colton (1-1) LP-BLACKWOOD, Nolan (2-3) T-2:37 A-271
 HR ASU - Baker, Austin (5)

Mar 26, 2014 at Springfield, Mo.

Score by Innings	1	2	3	4	5	6	7	8	9	R	H	E
Arkansas State	3	0	0	0	0	0	0	0	1	4	6	0
Missouri State	0	4	1	0	0	0	0	0	X	5	6	0

WP-Perez,Sam (1-0) LP-Grantham, Adam (0-1) T-2:16 A-313
 HR MSU - Fultz,Matt (3)

Mar 29, 2014 at Jonesboro, Arkansas

Score by Innings	1	2	3	4	5	6	7	8	9	10	11	12	R	H	E
Texas State	1	0	0	0	2	0	0	0	0	0	0	1	4	12	3
Arkansas State	0	0	0	0	0	1	0	0	2	0	0	0	3	10	0

WP-Lemke, Hunter (5-1) LP-Woodhouse, Cody (2-1) T-3:30 A-0

Mar 29, 2014 at Jonesboro, Arkansas

Score by Innings	1	2	3	4	5	6	7	8	9	R	H	E
Texas State	0	0	0	0	2	1	0	1	0	4	9	1
Arkansas State	0	1	1	0	1	0	2	0	X	5	11	0

WP-Kibler, Colton (2-1) Save-Croft, Morgan(4) LP-Williams, Austen (3-1) T-2:48 A-482 A-482 sten
 HR ASU - Wilcoxson, Eric

Mar 30, 2014 at Jonesboro, Arkansas

Score by Innings	1	2	3	4	5	6	7	8	9	R	H	E
Texas State	0	0	0	0	0	0	0	0	1	1	7	1
Arkansas State	1	0	0	2	0	0	0	1	X	4	8	0

WP-Wallace, Bradley (2-3) LP-Humpal, Lucas (2-1) T-2:25 A-276
 HR ASU - Burgess, Matt



stAte
Game Results for Arkansas State (as of Apr 09, 2014)
(All games)



Apr 01, 2014 at Cape Girardeau, Mo.

Score by Innings	1	2	3	4	5	6	7	8	9	R	H	E
Arkansas State	0	0	0	0	0	0	0	0	0	0	4	0
SEMO	0	0	2	0	0	1	2	2	X	7	11	0

WP-HULL, Christian (2-1) LP-Ayers, Bryan (0-1) T-2:33 A-463

Apr 04, 2014 at Bowling Green, Ky.

Score by Innings	1	2	3	4	5	6	7	8	9	R	H	E
Arkansas State	0	1	0	0	1	2	1	0	1	6	10	1
Western Kentucky	2	0	3	0	1	0	0	2	X	8	9	3

WP-Hageman, Justin (3-1) Save-Tompkins, Ian(8) LP-Owen, David (4-1) T-2:48 A-337

Apr 05, 2014 at Bowling Green, Ky.

Score by Innings	1	2	3	4	5	6	7	8	9	R	H	E
Arkansas State	0	0	3	0	0	0	1	2	0	6	7	1
Western Kentucky	0	0	1	0	5	0	1	2	X	9	10	2

WP-Clay, Austin (4-2) Save-Bartley, Josh(1) LP-Hawkins, Chandler (2-4) T-2:49 A-538
 HR WKU - Church, Ryan (5), Miller, Anderson (1)

Apr 06, 2014 at Bowling Green, Ky.

Score by Innings	1	2	3	4	5	6	7	8	9	R	H	E
Arkansas State	1	0	2	3	0	0	0	0	1	7	12	1
Western Kentucky	0	0	0	0	1	0	0	0	4	5	9	2

WP-Wallace, Bradley (3-3) LP-Thompson, Jake (2-3) T-3:01 A-341

Apr 09, 2014 at Jonesboro, Arkansas

Score by Innings	1	2	3	4	5	6	7	8	9	R	H	E
Central Arkansas	0	0	0	0	0	0	0	0	0	0	5	1
Arkansas State	2	0	0	0	0	0	1	0	X	3	5	0

WP-Ayers, Bryan (1-1) Save-Croft, Morgan(5) LP-Echols, Riley (1-2) T-2:18 A-608

stAte
Team Game-by-Game for Arkansas State (as of Apr 09, 2014)
Batting (All games)

Date	Opponent	ab	r	h	rbi	2b	3b	hr	tb	bb	ibb	sb	cs	hbp	sac	sf	gdp	k	po	a	e	lob	avg
Feb 15	MIAMI	28	3	6	3	1	0	0	7	1	0	3	0	1	0	2	1	4	27	9	0	5	.214
Feb 15	MIAMI	41	18	16	15	6	0	0	22	7	0	1	0	3	1	1	0	6	27	10	2	11	.319
Feb 16	MIAMI	38	13	14	10	6	1	0	22	5	0	3	0	3	0	1	0	3	27	14	2	10	.336
Feb 18	ARKANSAS-MONTICEL	33	0	7	0	3	0	0	10	1	0	1	0	0	0	0	0	7	27	6	3	7	.307
Feb 21	ILLINOIS STATE	32	3	7	2	3	1	0	12	6	0	1	0	2	0	0	1	9	27	8	2	10	.291
Feb 22	ILLINOIS STATE	28	2	6	2	0	0	0	6	6	0	1	1	0	4	0	0	6	27	10	0	9	.280
Feb 22	ILLINOIS STATE	27	7	9	7	1	0	0	10	7	0	1	0	1	0	2	2	2	21	9	0	9	.286
Feb 23	ILLINOIS STATE	40	14	15	11	4	0	1	22	6	0	1	0	2	0	1	0	8	27	11	3	11	.300
Feb 25	SEMO	31	8	12	6	2	1	0	16	7	0	1	0	2	2	0	2	3	27	12	0	10	.309
Feb 28	at UAB	30	0	7	0	0	0	0	7	1	0	0	1	0	1	0	1	8	24	7	0	5	.302
Mar 01	at UAB	31	1	5	1	2	0	0	7	3	0	1	0	1	0	0	2	7	24	9	0	7	.290
Mar 02	at UAB	33	5	8	3	1	1	0	11	2	0	0	0	0	3	0	0	6	27	7	1	6	.286
Mar 08	CREIGHTON	34	3	8	3	2	0	0	10	2	0	1	0	2	0	0	0	10	27	13	2	8	.282
Mar 09	CREIGHTON	33	4	9	3	1	0	0	10	7	2	2	0	1	3	0	2	5	27	6	1	13	.281
Mar 10	CREIGHTON	30	6	9	6	2	0	0	11	5	0	4	2	1	0	0	0	4	27	8	0	6	.282
Mar 11	at Murray State	46	27	19	21	4	1	3	34	13	0	4	0	8	1	3	0	9	27	12	0	17	.293
*Mar 14	UALR	28	3	5	2	1	1	0	8	1	0	3	0	1	0	0	0	6	27	12	1	3	.288
*Mar 15	UALR	33	5	10	5	1	0	0	11	1	0	2	0	1	0	0	1	2	27	9	0	6	.289
*Mar 15	UALR	47	4	12	3	0	0	0	12	5	2	0	0	2	3	1	1	8	42	16	1	14	.286
Mar 19	at Ole Miss	33	3	8	2	0	0	0	8	3	0	3	0	0	1	0	0	11	24	11	0	7	.284
*Mar 21	at UT Arlington	38	5	11	4	2	0	0	13	5	0	0	0	1	0	0	0	6	27	10	1	12	.284
*Mar 22	at UT Arlington	32	2	7	2	2	0	1	12	7	0	1	0	1	0	0	1	8	24	9	0	11	.282
*Mar 23	at UT Arlington	39	14	12	11	1	2	0	17	7	0	1	0	2	0	1	0	7	27	5	2	8	.283
Mar 25	MEMPHIS	36	10	12	9	4	0	1	19	6	0	2	0	0	0	2	0	6	27	11	1	10	.285
Mar 26	at Missouri State	32	4	6	3	2	0	0	8	3	0	0	0	3	0	1	0	6	24	11	0	8	.281
*Mar 29	TEXAS STATE	44	3	10	2	1	0	0	11	6	2	0	2	1	0	1	0	5	36	15	0	13	.279
*Mar 29	TEXAS STATE	32	5	11	4	1	0	1	15	1	0	1	1	1	1	0	0	11	27	11	0	6	.281
*Mar 30	TEXAS STATE	28	4	8	3	2	0	1	13	2	0	1	1	2	0	0	0	5	27	10	0	4	.281
Apr 01	at SEMO	31	0	4	0	1	0	0	5	0	0	0	0	1	0	0	0	11	24	6	0	5	.276
*Apr 04	at Western Kentucky	34	6	10	3	2	0	0	12	8	0	1	1	0	2	0	0	9	24	5	1	11	.277
*Apr 05	at Western Kentucky	31	6	7	6	0	0	0	7	7	0	0	1	1	1	0	2	3	24	8	1	7	.275
*Apr 06	at Western Kentucky	32	7	12	6	2	0	0	14	6	0	2	3	1	0	2	1	3	27	9	1	7	.278
Apr 09	CENTRAL ARKANSAS	27	3	5	3	1	0	0	6	5	0	0	1	0	2	0	0	4	27	9	0	7	.276
Totals		1112	198	307	161	61	8	8	408	152	6	42	14	45	25	18	17	208	885	318	25	283	.276

stAte
Team Game-by-Game for Arkansas State (as of Apr 09, 2014)
Pitching (All games)

Date	Opponent	ip	h	r	er	bb	so	2b	3b	hr	wp	bk	hbp	dp	ibb	score	w-l	sv	era
Feb 15	MIAMI	9.0	7	0	0	5	9	2	0	0	1	0	0	2	0	3-0	1-0	1	0.00
Feb 15	MIAMI	9.0	12	8	7	4	11	2	0	0	2	0	1	0	0	18-8	2-0	1	3.50
Feb 16	MIAMI	9.0	7	3	2	1	4	1	0	0	0	0	1	1	0	13-3	3-0	1	3.00
Feb 18	ARKANSAS-MONTICEL	9.0	4	2	1	3	6	1	0	0	1	0	1	1	0	0-2	3-1	1	2.50
Feb 21	ILLINOIS STATE	9.0	8	4	4	2	11	1	0	0	0	0	0	0	0	3-4	3-2	1	2.80
Feb 22	ILLINOIS STATE	9.0	8	3	3	5	10	2	0	0	0	0	1	1	0	2-3	3-3	1	2.83
Feb 22	ILLINOIS STATE	7.0	15	9	9	1	5	1	0	0	0	0	1	1	0	7-9	3-4	1	3.84
Feb 23	ILLINOIS STATE	9.0	12	8	7	5	4	5	1	1	0	0	2	1	0	14-8	4-4	1	4.24
Feb 25	SEMO	9.0	11	3	3	2	8	1	0	0	2	0	0	1	0	8-3	5-4	1	4.10
Feb 28	at UAB	8.0	11	5	5	9	6	1	0	0	1	0	1	0	0	0-5	5-5	1	4.24
Mar 01	at UAB	8.0	9	3	3	5	6	1	0	0	0	0	1	0	0	1-3	5-6	1	4.17
Mar 02	at UAB	9.0	6	3	2	4	12	1	1	0	0	0	1	1	0	5-3	6-6	2	3.98
Mar 08	CREIGHTON	9.0	8	7	6	4	6	2	1	0	2	0	2	0	0	3-7	6-7	2	4.14
Mar 09	CREIGHTON	9.0	6	5	5	2	7	1	0	2	0	0	0	0	0	4-5	6-8	2	4.20
Mar 10	CREIGHTON	9.0	2	2	2	3	7	0	0	0	0	0	0	0	0	6-2	7-8	2	4.05
Mar 11	at Murray State	9.0	10	7	7	6	7	2	0	1	1	0	1	2	0	27-7	8-8	2	4.24
*Mar 14	UALR	9.0	6	0	0	1	11	1	0	0	0	0	0	1	0	3-0	9-8	3	3.99
*Mar 15	UALR	9.0	10	3	3	0	7	1	1	1	0	0	0	0	0	5-3	10-8	4	3.93
*Mar 15	UALR	14.0	11	3	3	3	8	1	0	1	1	0	2	1	1	4-3	11-8	4	3.77
Mar 19	at Ole Miss	8.0	8	4	4	3	4	0	0	0	0	0	0	1	0	3-4	11-9	4	3.80
*Mar 21	at UT Arlington	9.0	6	1	1	6	8	1	0	0	0	0	1	2	0	5-1	12-9	4	3.67
*Mar 22	at UT Arlington	8.0	16	6	6	1	4	2	0	2	1	0	1	0	1	2-6	12-10	4	3.79
*Mar 23	at UT Arlington	9.0	14	10	9	5	2	1	1	3	0	0	0	1	0	14-10	13-10	5	4.02
Mar 25	MEMPHIS	9.0	9	7	6	2	7	1	0	0	0	0	0	0	0	10-7	14-10	5	4.10
Mar 26	at Missouri State	8.0	6	5	5	0	6	1	0	1	1	0	1	2	0	4-5	14-11	5	4.16
*Mar 29	TEXAS STATE	12.0	12	4	4	5	7	4	0	0	0	0	2	0	0	3-4	14-12	5	4.10
*Mar 29	TEXAS STATE	9.0	9	4	4	1	8	1	1	0	0	0	1	1	0	5-4	15-12	6	4.09
*Mar 30	TEXAS STATE	9.0	7	1	1	2	5	1	0	0	0	0	0	0	0	4-1	16-12	6	3.98
Apr 01	at SEMO	8.0	11	7	7	5	4	1	0	0	1	0	0	2	0	0-7	16-13	6	4.10
*Apr 04	at Western Kentucky	8.0	9	8	6	2	6	4	0	0	0	0	0	0	0	6-8	16-14	6	4.18
*Apr 05	at Western Kentucky	8.0	10	9	8	4	2	0	0	2	0	1	3	1	0	6-9	16-15	6	4.32
*Apr 06	at Western Kentucky	9.0	9	5	3	4	4	3	0	0	0	0	0	0	0	7-5	17-15	6	4.28
Apr 09	CENTRAL ARKANSAS	9.0	5	0	0	4	9	2	0	0	1	0	1	1	0	3-0	18-15	7	4.15
Totals		295.0	294	149	136	109	221	49	6	14	15	1	25	24	2	198-149	18-15	7	4.15



stAte
Games Summary for Arkansas State (as of Apr 09, 2014)
(All games)



Score by innings	1	2	3	4	5	6	7	8	9	EX	Total
Arkansas State	20	20	37	25	26	7	35	19	8	1	198
Opponents	22	16	16	13	26	16	12	19	8	1	149

Record when ...

Overall	18-15	After 6 leading	15-1
Conference	8-4 trailing	2-13
Non-Conference	10-11 tied	1-1
Home games	13-7	After 7 leading	18-1
Away games	5-8 trailing	0-13
Neutral site	0-0 tied	0-0
Day games	14-10	After 8 leading	18-0
Night games	4-5 trailing	0-14
vs Left starter	6-5 tied	0-0
vs Right starter	12-10		
1-Run games	2-6	Hit 0 home runs	13-14
2-Run games	3-4	... 1 home run	4-1
5+Run games	5-2	... 2+ home runs	1-0
Extra innings	1-1		
Shutouts	3-3	Opponent 0 home runs	13-11
	 1 home run	4-1
	 2+ HRs	1-3
Scoring 0-2 runs	0-6		
..... 3-5 runs	9-6		
..... 6-9 runs	3-3	Made 0 errors	8-9
..... 10+ runs	6-0	... 1 error	6-3
		... 2+ errors	4-3
Opponent 0-2 runs	6-1		
..... 3-5 runs	7-8	Opp. made 0 errors	1-5
..... 6-9 runs	4-6 1 error	7-6
..... 10+ runs	1-0 2+ errors	10-4
Scored in 1st inning	7-3	Out-hit opponent	13-3
Opp. scored in 1st	6-7	Out-hit by opponent	3-9
Scores first	11-5	Hits are tied	2-3
Opp. scores first	7-10		

Record when team scores:

Runs	0	1	2	3	4	5	6	7	8	9	10+
W-L	0-3	0-1	0-2	3-4	2-2	4-0	1-2	1-1	1-0	0-0	6-0

Record when opponent scores:

Runs	0	1	2	3	4	5	6	7	8	9	10+
W-L	3-0	2-0	1-1	5-2	1-3	1-3	0-1	2-2	2-1	0-2	1-0

Record when leading after:

Inn.	1	2	3	4	5	6	7	8
W-L	7-2	10-2	12-2	12-4	15-3	15-1	18-1	18-0

Record when trailing after:

Inn.	1	2	3	4	5	6	7	8
W-L	5-6	3-9	2-11	3-10	0-12	2-13	0-13	0-14

Record when tied after:

Inn.	1	2	3	4	5	6	7	8
W-L	6-7	5-4	4-2	3-1	3-0	1-1	0-0	0-0

Current winning streak: 2
 Longest winning streak: 5
 Longest losing streak: 4

Home attendance : 5614 (16 dates avg = 350)
 Away attendance : 11279 (13 dates avg = 867)
 Total attendance: 16893 (29 dates avg = 582)



stAte
Season Game Highs for Arkansas State (as of Apr 09, 2014)
(All games)



TEAM GAME HIGHS

Batting

At bats:	47	-	vs UALR (Mar 15, 2014)
Runs scored:	27	-	at Murray State (Mar 11, 2014)
Hits:	19	-	at Murray State (Mar 11, 2014)
RBIs:	21	-	at Murray State (Mar 11, 2014)
Doubles:	6	-	vs Miami (Feb 15, 2014)
	6	-	vs Miami (Feb 16, 2014)
Triples:	2	-	at UT Arlington (Mar 23, 2014)
Home runs:	3	-	at Murray State (Mar 11, 2014)
Total bases:	34	-	at Murray State (Mar 11, 2014)
Walks:	13	-	at Murray State (Mar 11, 2014)
Strikeouts:	11	-	at Ole Miss (Mar 19, 2014)
	11	-	vs Texas State (Mar 29, 2014)
	11	-	at SEMO (Apr 01, 2014)
Sac hits:	4	-	vs Illinois State (Feb 22, 2014)
Sac flies:	3	-	at Murray State (Mar 11, 2014)
Stolen bases:	4	-	vs Creighton (Mar 10, 2014)
	4	-	at Murray State (Mar 11, 2014)
Hit by pitch:	8	-	at Murray State (Mar 11, 2014)
Caught stealing:	3	-	at Western Kentucky (Apr 06, 2014)
Runners LOB:	17	-	at Murray State (Mar 11, 2014)
Hit into DP:	3	-	vs SEMO (Feb 25, 2014)

Fielding

Putouts:	42	-	vs UALR (Mar 15, 2014)
Assists:	16	-	vs UALR (Mar 15, 2014)
Errors:	3	-	vs Arkansas-Monticello (Feb 18, 2014)
	3	-	vs Illinois State (Feb 23, 2014)
Passed balls:	2	-	vs Illinois State (Feb 22, 2014)
DPs turned:	2	-	(5 times)

Pitching

Innings pitched:	14.0	-	vs UALR (Mar 15, 2014)
Runs allowed:	10	-	at UT Arlington (Mar 23, 2014)
Earned runs:	9	-	vs Illinois State (Feb 22, 2014)
	9	-	at UT Arlington (Mar 23, 2014)
Walks allowed:	9	-	at UAB (Feb 28, 2014)
Strikeouts:	12	-	at UAB (Mar 02, 2014)
Hits allowed:	16	-	at UT Arlington (Mar 22, 2014)
Doubles allowed:	5	-	vs Illinois State (Feb 23, 2014)
Triples allowed:	1	-	(6 times)
Homers allowed:	3	-	at UT Arlington (Mar 23, 2014)
Wild pitches:	2	-	vs Miami (Feb 15, 2014)
	2	-	vs SEMO (Feb 25, 2014)
	2	-	vs Creighton (Mar 08, 2014)
Hit batters:	3	-	at Western Kentucky (Apr 05, 2014)



stAte
Season Game Highs for Arkansas State (as of Apr 09, 2014)
(All games)



INDIVIDUAL GAME HIGHS

Batting

At bats:	8	-	Feddersen, Lucas at Murray State (Mar 11, 2014)
Runs scored:	7	-	Baker, Austin at Murray State (Mar 11, 2014)
Hits:	5	-	Baker, Austin at Murray State (Mar 11, 2014)
RBIs:	5	-	Baker, Austin at Murray State (Mar 11, 2014)
Doubles:	2	-	Burgess, Matt vs Miami (Feb 16, 2014)
	2	-	Levy, Stuart vs Arkansas-Monticello (Feb 18, 2014)
	2	-	Burgess, Matt at Murray State (Mar 11, 2014)
Triples:	1	-	(8 times)
Home runs:	3	-	Baker, Austin at Murray State (Mar 11, 2014)
Total bases:	14	-	Baker, Austin at Murray State (Mar 11, 2014)
Walks:	4	-	Hardie, Tyler at Murray State (Mar 11, 2014)
Strikeouts:	3	-	Burgess, Matt vs Illinois State (Feb 23, 2014)
	3	-	Levy, Stuart vs Texas State (Mar 29, 2014)
	3	-	Jones, Dustin vs Texas State (Mar 29, 2014)
Sac hits:	2	-	Feddersen, Lucas vs Illinois State (Feb 22, 2014)
	2	-	Schrimpf, Joe at UAB (Mar 02, 2014)
Sac flies:	2	-	Burgess, Matt vs Illinois State (Feb 22, 2014)
	2	-	Burgess, Matt at Western Kentucky (Apr 06, 2014)
Stolen bases:	2	-	Baker, Austin vs Miami (Feb 15, 2014)
	2	-	Baker, Austin vs Miami (Feb 16, 2014)
Hit by pitch:	2	-	(4 times)
Caught stealing:	1	-	(14 times)
Runners LOB:	8	-	Feddersen, Lucas at Murray State (Mar 11, 2014)

Fielding

Putouts:	15	-	Burgess, Matt vs UALR (Mar 15, 2014)
Assists:	7	-	Feddersen, Lucas vs UALR (Mar 15, 2014)
Errors:	2	-	Schrimpf, Joe vs Illinois State (Feb 21, 2014)
	2	-	George, Zach vs Illinois State (Feb 23, 2014)
Passed balls:	2	-	Hardie, Tyler vs Illinois State (Feb 22, 2014)

Pitching

Innings pitched:	7.2	-	Owen, David at Western Kentucky (Apr 04, 2014)
Runs allowed:	8	-	Owen, David at Western Kentucky (Apr 04, 2014)
Earned runs:	6	-	Owen, David vs Illinois State (Feb 23, 2014)
	6	-	Wallace, Bradley at UT Arlington (Mar 23, 2014)
	6	-	Owen, David at Western Kentucky (Apr 04, 2014)
Walks allowed:	5	-	Owen, David at UT Arlington (Mar 21, 2014)
Strikeouts:	10	-	Owen, David at UAB (Mar 02, 2014)
	10	-	Owen, David vs UALR (Mar 14, 2014)
Hits allowed:	9	-	Hawkins, Chandler at UT Arlington (Mar 22, 2014)
Doubles allowed:	3	-	Owen, David vs Illinois State (Feb 23, 2014)
	3	-	Owen, David at Western Kentucky (Apr 04, 2014)
Triples allowed:	1	-	(6 times)
Homers allowed:	2	-	Hawkins, Chandler vs Creighton (Mar 09, 2014)
	2	-	Wallace, Bradley at UT Arlington (Mar 23, 2014)
Wild pitches:	2	-	Lee, Coulton vs Miami (Feb 15, 2014)
Hit batters:	2	-	(4 times)



stAte
Batting Leaders for Arkansas State (as of Apr 09, 2014)
(All games)



Hitting minimums - 75% of Games 2.0 AB/Game 3.0 TPA/Game
 Pitching minimums - 1 Games 1.0 IP/Game

Batting avg		Slugging pct		On base pct	
1. 28 Burgess, Matt	.313	1. 6 Baker, Austin	.504	1. 6 Baker, Austin	.417
2. 8 Levy, Stuart	.300	2. 28 Burgess, Matt	.414	2. 5 Maggio, Zach	.403
3. 5 Maggio, Zach	.294	3. 8 Levy, Stuart	.409	3. 8 Levy, Stuart	.394
4. 6 Baker, Austin	.285	4. 5 Maggio, Zach	.343	4. 28 Burgess, Matt	.378
5. 4 Feddersen, Lucas	.274	5. 3 Jones, Dustin	.321	5. 3 Jones, Dustin	.346
Runs scored		Hits		Runs batted in	
1. 6 Baker, Austin	31	1. 28 Burgess, Matt	40	1. 28 Burgess, Matt	35
2. 5 Maggio, Zach	25	2. 6 Baker, Austin	35	2. 6 Baker, Austin	25
3. 3 Jones, Dustin	22	3. 4 Feddersen, Lucas	34	3. 4 Feddersen, Lucas	19
4. 28 Burgess, Matt	18	4. 8 Levy, Stuart	33	4. 8 Levy, Stuart	12
5. 4 Feddersen, Lucas	16	5. 5 Maggio, Zach	30	5. 3 Jones, Dustin	11
Doubles		Triples		Home runs	
1. 8 Levy, Stuart	10	1. 6 Baker, Austin	4	1. 6 Baker, Austin	5
2. 3 Jones, Dustin	8	2. 27 Michelotti, Ty	1	2. 28 Burgess, Matt	2
3. 28 Burgess, Matt	7	3 Jones, Dustin	1	3. 1 Wilcoxson, Eric	1
4. 30 Birginske, Derek	5	8 Levy, Stuart	1		
5 Maggio, Zach	5	40 Schrimpf, Joe	1		
Total bases		Walks		Hit by pitch	
1. 6 Baker, Austin	62	1. 6 Baker, Austin	26	1. 40 Schrimpf, Joe	7
2. 28 Burgess, Matt	53	2. 3 Jones, Dustin	16	5 Maggio, Zach	7
3. 8 Levy, Stuart	45	3. 8 Levy, Stuart	15	3. 6 Baker, Austin	4
4. 4 Feddersen, Lucas	38	4. 28 Burgess, Matt	14	3 Jones, Dustin	4
5. 3 Jones, Dustin	36	5. 5 Maggio, Zach	13	5. 4 tied at.....	3
Sac bunts		Sac flies		Stolen bases	
1. 4 Feddersen, Lucas	6	1. 28 Burgess, Matt	4	1. 6 Baker, Austin	10
2. 3 Jones, Dustin	5	2. 6 Baker, Austin	3	2. 4 Feddersen, Lucas	8
3. 6 tied at.....	2	3. 40 Schrimpf, Joe	2	3. 5 Maggio, Zach	6
		4 Feddersen, Lucas	2	4. 27 Michelotti, Ty	4
		5 Maggio, Zach	2	3 Jones, Dustin	4
Caught stealing		Steal attempts		Stolen base pct	
1. 5 Maggio, Zach	5	1. 6 Baker, Austin	11	1. 28 Burgess, Matt	1.000
2. 4 Feddersen, Lucas	2	5 Maggio, Zach	11	2. 6 Baker, Austin	.909
8 Levy, Stuart	2	3. 4 Feddersen, Lucas	10	3. 4 Feddersen, Lucas	.800
4. 5 tied at.....	1	4. 3 Jones, Dustin	5	3 Jones, Dustin	.800
		5. 27 Michelotti, Ty	4	5. 5 Maggio, Zach	.545
Strikeouts		Grounded into DP		Total plate appearances	
1. 28 Burgess, Matt	28	1. 4 Feddersen, Lucas	3	1. 6 Baker, Austin	158
2. 3 Jones, Dustin	25	40 Schrimpf, Joe	3	2. 28 Burgess, Matt	148
3. 8 Levy, Stuart	23	8 Levy, Stuart	3	3. 4 Feddersen, Lucas	141
4. 6 Baker, Austin	20	28 Burgess, Matt	3	4. 3 Jones, Dustin	138
5. 40 Schrimpf, Joe	19	5. 5 tied at.....	1	5. 8 Levy, Stuart	128
At bats		Games played		Game starts	
1. 28 Burgess, Matt	128	1. 3 Jones, Dustin	33	1. 3 Jones, Dustin	33
2. 4 Feddersen, Lucas	124	4 Feddersen, Lucas	33	6 Baker, Austin	33
3. 6 Baker, Austin	123	6 Baker, Austin	33	3. 28 Burgess, Matt	32
4. 3 Jones, Dustin	112	4. 28 Burgess, Matt	32	4. 4 Feddersen, Lucas	30
5. 8 Levy, Stuart	110	5. 5 Maggio, Zach	31	5. 8 Levy, Stuart	29
Games as sub					
1. 10 Brown, Kaleb	19				
2. 11 Fitzpatrick, Kevin	10				
3. 1 Wilcoxson, Eric	9				
27 Michelotti, Ty	9				
35 Nickle, Brett	9				



stAte
Pitching Leaders for Arkansas State (as of Apr 09, 2014)
(All games)



Hitting minimums - 75% of Games 2.0 AB/Game 3.0 TPA/Game
 Pitching minimums - 1 Games 1.0 IP/Game

Earned run avg		Opposing bat avg		Won-loss pct	
1. 13 Owen, David	3.89	1. 13 Owen, David	.246	1. 13 Owen, David	.800
2. 24 Wallace, Bradley	4.23	2. 24 Wallace, Bradley	.282	2. 24 Wallace, Bradley	.500
3. 14 Hawkins, Chandler	5.40	3. 14 Hawkins, Chandler	.297	3. 14 Hawkins, Chandler	.333
Wins		Losses		Saves	
1. 13 Owen, David	4	1. 14 Hawkins, Chandler	4	1. 20 Croft, Morgan	5
2. 24 Wallace, Bradley	3	2. 24 Wallace, Bradley	3	2. 23 Grantham, Adam	1
3. 4 tied at.....	2	3. 8 tied at.....	1	34 Kibler, Colton	1
Innings pitched		Batters struck out		Appearances	
1. 13 Owen, David	44.0	1. 13 Owen, David	41	1. 34 Kibler, Colton	17
2. 14 Hawkins, Chandler	40.0	2. 14 Hawkins, Chandler	33	2. 18 Woodhouse, Cody	14
3. 24 Wallace, Bradley	38.1	3. 24 Wallace, Bradley	28	3. 20 Croft, Morgan	13
		4. 20 Croft, Morgan	19	4. 36 Zuber, Tyler	11
		16 Ayers, Bryan	19	17 Lee, Coulton	11
Games started		Games finished		Games in relief	
1. 24 Wallace, Bradley	8	1. 20 Croft, Morgan	10	1. 34 Kibler, Colton	17
14 Hawkins, Chandler	8	2. 18 Woodhouse, Cody	4	2. 18 Woodhouse, Cody	14
13 Owen, David	8	36 Zuber, Tyler	4	3. 20 Croft, Morgan	12
4. 15 Gaines, Tanner	3	16 Ayers, Bryan	4	4. 17 Lee, Coulton	11
5. 2 tied at.....	2	5. 2 tied at.....	3	36 Zuber, Tyler	11
Wild pitches		Balks		Hit batters	
1. 23 Grantham, Adam	3	1. 14 Hawkins, Chandler	1	1. 13 Owen, David	7
2. 36 Zuber, Tyler	2			2. 14 Hawkins, Chandler	5
16 Ayers, Bryan	2			3. 4 tied at.....	3
17 Lee, Coulton	2				
5. 6 tied at.....	1				
Intentional BB allowed		Runners picked off		Batters SO out looking	
1. 34 Kibler, Colton	1	1. 24 Wallace, Bradley	1	1. 13 Owen, David	18
18 Woodhouse, Cody	1	8 Levy, Stuart	1	2. 14 Hawkins, Chandler	16
		36 Zuber, Tyler	1	3. 24 Wallace, Bradley	11
				4. 18 Woodhouse, Cody	9
				5. 16 Ayers, Bryan	8
Sac bunts allowed		Sac flies allowed		Hits allowed	
1. 18 Woodhouse, Cody	5	1. 24 Wallace, Bradley	2	1. 13 Owen, David	41
2. 24 Wallace, Bradley	4	2. 15 Gaines, Tanner	1	2. 24 Wallace, Bradley	42
13 Owen, David	4	13 Owen, David	1	3. 14 Hawkins, Chandler	49
4. 15 Gaines, Tanner	2	33 Neighbors, J.C.	1		
5. 6 tied at.....	1	36 Zuber, Tyler	1		
Runs allowed		Earned runs allowed		Walks allowed	
1. 24 Wallace, Bradley	20	1. 24 Wallace, Bradley	18	1. 14 Hawkins, Chandler	9
2. 13 Owen, David	23	2. 13 Owen, David	19	2. 24 Wallace, Bradley	14
3. 14 Hawkins, Chandler	25	3. 14 Hawkins, Chandler	24	3. 13 Owen, David	16
Doubles allowed		Triples allowed		Home runs allowed	
1. 14 Hawkins, Chandler	4	1. 14 Hawkins, Chandler	1	1. 13 Owen, David	1
2. 24 Wallace, Bradley	7	2. 13 Owen, David	2	2. 24 Wallace, Bradley	3
3. 13 Owen, David	10	24 Wallace, Bradley	2	3. 14 Hawkins, Chandler	5



stAte
Fielding Leaders for Arkansas State (as of Apr 09, 2014)
(All games)



Hitting minimums - 75% of Games
Pitching minimums - 1 Games 1.0 IP/Game

Fielding pct		
1.	5 Maggio, Zach	1.000
2.	28 Burgess, Matt	.996
3.	8 Levy, Stuart	.995
4.	30 Birginske, Derek	.984
5.	4 Feddersen, Lucas	.981

Chances		
1.	28 Burgess, Matt	235
2.	8 Levy, Stuart	219
3.	3 Jones, Dustin	169
4.	4 Feddersen, Lucas	108
5.	6 Baker, Austin	99

Putouts		
1.	28 Burgess, Matt	224
2.	8 Levy, Stuart	195
3.	6 Baker, Austin	95
4.	30 Birginske, Derek	59
5.	3 Jones, Dustin	57

Assists		
1.	3 Jones, Dustin	105
2.	4 Feddersen, Lucas	67
3.	40 Schrimpf, Joe	27
4.	8 Levy, Stuart	23
5.	1 Wilcoxson, Eric	16

Errors		
1.	3 Jones, Dustin	7
2.	40 Schrimpf, Joe	3
	26 Massanelli, C.	3
4.	3 tied at.....	2

Fielding double plays		
1.	3 Jones, Dustin	19
2.	28 Burgess, Matt	15
3.	4 Feddersen, Lucas	12
4.	1 Wilcoxson, Eric	5
5.	7 George, Zach	4

Stolen bases against		
1.	8 Levy, Stuart	26
2.	15 Gaines, Tanner	8
	13 Owen, David	8
4.	14 Hawkins, Chandler	3
	24 Wallace, Bradley	3

Caught stealing by		
1.	8 Levy, Stuart	12
2.	15 Gaines, Tanner	3
3.	4 tied at.....	2

Steal attempts against		
1.	8 Levy, Stuart	38
2.	15 Gaines, Tanner	11
3.	13 Owen, David	8
4.	14 Hawkins, Chandler	5
5.	24 Wallace, Bradley	4

Passed balls		
1.	8 Levy, Stuart	5
2.	25 Hardie, Tyler	4

Catchers interference		
1.	8 Levy, Stuart	1



stAte
Miscellaneous Stats for Arkansas State (as of Apr 09, 2014)
(All games)



Multiple Hit Games	2	3	4	5+	Total
28 Burgess, Matt	9	3	-	-	12
8 Levy, Stuart	11	-	-	-	11
4 Feddersen, Lucas	5	3	-	-	8
6 Baker, Austin	5	2	-	1	8
5 Maggio, Zach	6	-	1	-	7
3 Jones, Dustin	2	3	-	-	5
30 Birginske, Derek	5	-	-	-	5
7 George, Zach	3	-	-	-	3
1 Wilcoxson, Eric	3	-	-	-	3
26 Massanelli, C.	1	-	1	-	2
40 Schrimpf, Joe	2	-	-	-	2
27 Michelotti, Ty	-	-	1	-	1
25 Hardie, Tyler	-	1	-	-	1
TEAM	52	12	3	1	68

Multiple RBI Games	2	3	4	5+	Total
28 Burgess, Matt	1	5	2	-	8
6 Baker, Austin	5	1	-	1	7
4 Feddersen, Lucas	1	3	-	-	4
40 Schrimpf, Joe	3	-	-	-	3
8 Levy, Stuart	3	-	-	-	3
3 Jones, Dustin	2	1	-	-	3
30 Birginske, Derek	2	-	-	-	2
1 Wilcoxson, Eric	2	-	-	-	2
25 Hardie, Tyler	1	1	-	-	2
27 Michelotti, Ty	1	-	-	-	1
11 Fitzpatrick, Kevin	1	-	-	-	1
5 Maggio, Zach	1	-	-	-	1
35 Nickle, Brett	1	-	-	-	1
TEAM	24	11	2	1	38

Hitting Streaks	Longest	Current
4 Feddersen, Lucas	10	-
7 George, Zach	10	10
8 Levy, Stuart	9	-
28 Burgess, Matt	8	8
5 Maggio, Zach	7	4
27 Michelotti, Ty	6	-
6 Baker, Austin	5	2
3 Jones, Dustin	5	-
30 Birginske, Derek	5	-
11 Fitzpatrick, Kevin	3	1
40 Schrimpf, Joe	3	-
1 Wilcoxson, Eric	3	1
35 Nickle, Brett	2	-
39 Ring, Tanner	2	-
26 Massanelli, C.	2	-
25 Hardie, Tyler	2	1

Reached Base Streaks	Longest	Current
8 Levy, Stuart	25	-
28 Burgess, Matt	16	16
4 Feddersen, Lucas	12	-
5 Maggio, Zach	12	4
7 George, Zach	10	10
3 Jones, Dustin	9	5
11 Fitzpatrick, Kevin	8	8
1 Wilcoxson, Eric	8	8
6 Baker, Austin	8	4
27 Michelotti, Ty	7	-
26 Massanelli, C.	7	-
30 Birginske, Derek	7	4
40 Schrimpf, Joe	6	1
35 Nickle, Brett	3	-
25 Hardie, Tyler	3	1
39 Ring, Tanner	2	-
10 Brown, Kaleb	1	-



stAte
Miscellaneous Stats for Arkansas State (as of Apr 09, 2014)
(All games)



Starting Lineup By Position
(Team W-L record when starter)

PITCHER:		
24 Wallace, Bradley	8	(5-3)
13 Owen, David	8	(6-2)
14 Hawkins, Chandler	8	(3-5)
15 Gaines, Tanner	3	(2-1)
23 Grantham, Adam	2	(1-1)
16 Ayers, Bryan	2	(1-1)
30 Birginske, Derek	1	(0-1)
20 Croft, Morgan	1	(0-1)
CATCHER:		
8 Levy, Stuart	29	(16-13)
25 Hardie, Tyler	4	(2-2)
FIRST BASE:		
28 Burgess, Matt	27	(15-12)
7 George, Zach	6	(3-3)
SECOND BASE:		
4 Feddersen, Lucas	21	(11-10)
1 Wilcoxson, Eric	7	(4-3)
5 Maggio, Zach	5	(3-2)
THIRD BASE:		
40 Schrimpf, Joe	22	(12-10)
4 Feddersen, Lucas	7	(4-3)
7 George, Zach	4	(2-2)
SHORTSTOP:		
3 Jones, Dustin	33	(18-15)
LEFT FIELD:		
26 Massanelli, C.	15	(8-7)
27 Michelotti, Ty	11	(6-5)
30 Birginske, Derek	7	(4-3)
CENTER FIELD:		
6 Baker, Austin	33	(18-15)
RIGHT FIELD:		
30 Birginske, Derek	18	(9-9)
11 Fitzpatrick, Kevin	12	(6-6)
26 Massanelli, C.	3	(3-0)
DESIGNATED HITTER:		
5 Maggio, Zach	22	(13-9)
28 Burgess, Matt	5	(2-3)
4 Feddersen, Lucas	2	(1-1)
39 Ring, Tanner	2	(1-1)
35 Nickle, Brett	1	(0-1)
27 Michelotti, Ty	1	(1-0)

Starting Lineup By Lineup Spot
(Team W-L record when starter)

LEADOFF:		
5 Maggio, Zach	24	(14-10)
7 George, Zach	3	(2-1)
3 Jones, Dustin	3	(1-2)
27 Michelotti, Ty	1	(1-0)
4 Feddersen, Lucas	1	(0-1)
6 Baker, Austin	1	(0-1)
2ND SPOT:		
6 Baker, Austin	14	(6-8)
4 Feddersen, Lucas	10	(7-3)
7 George, Zach	5	(3-2)
1 Wilcoxson, Eric	2	(2-0)
3 Jones, Dustin	2	(0-2)
3RD SPOT:		
6 Baker, Austin	18	(12-6)
4 Feddersen, Lucas	7	(3-4)
8 Levy, Stuart	6	(3-3)
7 George, Zach	2	(0-2)
CLEANUP:		
28 Burgess, Matt	31	(16-15)
8 Levy, Stuart	2	(2-0)
5TH SPOT:		
8 Levy, Stuart	14	(7-7)
30 Birginske, Derek	7	(3-4)
11 Fitzpatrick, Kevin	4	(3-1)
4 Feddersen, Lucas	4	(3-1)
3 Jones, Dustin	2	(1-1)
28 Burgess, Matt	1	(1-0)
39 Ring, Tanner	1	(0-1)
6TH SPOT:		
26 Massanelli, C.	9	(6-3)
27 Michelotti, Ty	6	(4-2)
3 Jones, Dustin	6	(4-2)
30 Birginske, Derek	5	(1-4)
40 Schrimpf, Joe	3	(2-1)
4 Feddersen, Lucas	2	(0-2)
8 Levy, Stuart	2	(1-1)
7TH SPOT:		
40 Schrimpf, Joe	9	(5-4)
30 Birginske, Derek	6	(4-2)
8 Levy, Stuart	5	(3-2)
27 Michelotti, Ty	4	(2-2)
3 Jones, Dustin	3	(2-1)
11 Fitzpatrick, Kevin	2	(1-1)
4 Feddersen, Lucas	2	(0-2)
25 Hardie, Tyler	1	(1-0)
26 Massanelli, C.	1	(0-1)
8TH SPOT:		
26 Massanelli, C.	8	(5-3)
30 Birginske, Derek	7	(5-2)
11 Fitzpatrick, Kevin	4	(2-2)
5 Maggio, Zach	3	(2-1)
25 Hardie, Tyler	3	(1-2)
3 Jones, Dustin	2	(0-2)
40 Schrimpf, Joe	2	(1-1)
35 Nickle, Brett	1	(0-1)
4 Feddersen, Lucas	1	(1-0)
27 Michelotti, Ty	1	(0-1)
39 Ring, Tanner	1	(1-0)
9TH SPOT:		
3 Jones, Dustin	15	(10-5)
40 Schrimpf, Joe	8	(4-4)
1 Wilcoxson, Eric	5	(2-3)
4 Feddersen, Lucas	3	(2-1)
11 Fitzpatrick, Kevin	2	(1-1)



stAte
Conference statistics for Arkansas State (as of Apr 06, 2014)
(Sun Belt games only Sorted by Batting avg)



Record: 8-4 Home: 5-1 Away: 3-3 Sun Belt: 8-4

Player	avg	gp-gs	ab	r	h	2b	3b	hr	rbi	tb	slg%	bb	hp	so	gdp	ob%	sf	sh	sb-att	po	a	e	fld%	
5 Maggio, Zach	.349	12-11	43	8	15	1	0	0	5	16	.372	4	3	7	1	.431	1	1	2-5	0	0	0	.000	
28 Burgess, Matt	.294	12-12	51	4	15	1	0	1	14	19	.373	5	0	5	1	.345	2	0	0-0	108	4	1	.991	
8 Levy, Stuart	.283	12-12	46	3	13	2	1	0	2	17	.370	7	0	13	1	.377	0	0	1-2	72	7	1	.988	
6 Baker, Austin	.268	12-12	41	10	11	2	1	1	7	18	.439	16	2	3	0	.492	0	1	3-4	45	1	0	1.000	
26 Massanelli, C.	.265	11-10	34	6	9	2	0	0	3	11	.324	5	0	6	0	.359	0	1	0-0	20	1	1	.955	
3 Jones, Dustin	.250	12-12	48	10	12	2	1	0	5	16	.333	4	0	11	0	.308	0	1	1-2	20	44	3	.955	
4 Feddersen, Lucas	.245	12-12	53	5	13	2	0	0	7	15	.283	2	2	4	2	.288	2	1	5-6	14	30	1	.978	

35 Nickle, Brett	.667	3-0	3	1	2	0	0	0	0	2	.667	0	1	0	0	.750	0	0	0-0	0	0	0	.000	
1 Wilcoxson, Eric	.385	7-5	13	2	5	1	0	1	4	9	.692	7	0	5	0	.600	0	2	0-1	6	8	0	1.000	
40 Schrimpf, Joe	.261	9-7	23	6	6	1	0	0	1	7	.304	2	3	4	1	.393	0	0	0-1	12	10	1	.957	
39 Ring, Tanner	.250	6-1	8	2	2	0	0	0	0	2	.250	0	1	2	0	.333	0	0	0-0	0	0	0	.000	
30 Birginske, Derek	.241	9-8	29	1	7	1	0	0	3	8	.276	1	0	7	0	.267	0	0	0-0	23	0	0	1.000	
27 Michelotti, Ty	.231	5-3	13	2	3	0	0	0	0	3	.231	1	0	3	0	.286	0	0	0-0	5	0	0	1.000	
11 Fitzpatrick, Kevin	.200	7-3	10	3	2	0	0	0	0	2	.200	2	2	1	0	.429	0	0	0-0	8	2	0	1.000	
10 Brown, Kaleb	.000	9-0	2	1	0	0	0	0	0	0	.000	0	0	1	0	.000	0	0	0-0	4	0	0	1.000	
25 Hardie, Tyler	.000	1-0	1	0	0	0	0	0	0	0	.000	0	0	1	0	.000	0	0	0-0	0	0	0	.000	
Totals	.275	12	418	64	115	15	3	3	51	145	.347	56	14	73	6	.375	5	7	12-21	339	119	8	.983	
Opponents	.271	12	439	54	119	20	3	9	53	172	.392	34	10	72	4	.335	3	5	11-14	334	142	18	.964	

LOB - Team (102), Opp (99). DPs turned - Team (7), Opp (8). CI - Team (1), Levy, S. 1. IBB - Team (4), Baker, A. 4, Opp (2).

Picked off - Birginske 2, Feddersen 1, Baker, A. 1, Wilcoxson 1, Schrimpf, J. 1, Maggio, Z. 1.

(Sun Belt games only Sorted by Earned run avg)

Player	era	w-l	app	gs	cg	sho	sv	ip	h	r	er	bb	so	2b	3b	hr	b/avg	wp	hp	bk	sfa	sha
18 Woodhouse, Cody	3.32	1-1	7	0	0	0/0	0	19.0	19	8	7	6	9	4	0	2	.260	0	2	0	0	3
13 Owen, David	3.42	2-1	4	4	0	0/1	0	26.1	25	12	10	11	27	6	0	0	.255	0	3	0	1	2
24 Wallace, Bradley	3.54	2-0	4	4	0	0/0	0	20.1	20	9	8	5	11	2	1	3	.260	0	1	0	2	0
20 Croft, Morgan	3.75	0-0	8	0	0	0/1	4	12.0	11	6	5	8	6	2	0	0	.239	0	0	0	0	0
14 Hawkins, Chandler	5.66	1-2	4	4	0	0/0	0	20.2	28	14	13	1	16	2	1	3	.318	1	4	1	0	0

36 Zuber, Tyler	0.00	0-0	3	0	0	0/0	0	3.1	5	0	0	2	0	1	0	0	.385	1	0	0	0	0
15 Gaines, Tanner	0.00	1-0	1	0	0	0/0	0	0.1	0	0	0	0	0	0	0	0	.000	0	0	0	0	0
34 Kibler, Colton	1.74	1-0	6	0	0	0/1	0	10.1	7	2	2	1	3	3	1	0	.189	0	0	0	0	0
17 Lee, Coulton	40.50	0-0	2	0	0	0/0	0	0.2	4	3	3	0	0	0	0	1	.667	0	0	0	0	0
Totals	3.82	8-4	12	12	0	1/1	4	113.0	119	54	48	34	72	20	3	9	.271	2	10	1	3	5
Opponents	4.20	4-8	12	12	0	0/0	3	111.1	115	64	52	56	73	15	3	3	.275	11	14	5	5	7

PB - Team (3), Levy, S. 3, Opp (3). Pickoffs - Team (3), Zuber, T. 1, Levy, S. 1, Wallace, B. 1, Opp (7). SBA/ATT - Levy, S.

(11-13), Owen, D. (7-7), Hawkins, C. (1-2), Wallace, B. (1-2), Gaines, T. (1-1), Woodhouse (1-1), Kibler, C. (0-1).



stAte
Overall Statistics for Arkansas State (as of Apr 09, 2014)
(All games Sorted by Batting avg)



Record: 18-15 Home: 13-7 Away: 5-8 Sun Belt: 8-4

Player	avg	gp-gs	ab	r	h	2b	3b	hr	rbi	tb	slg%	bb	hp	so	gdp	ob%	sf	sh	sb-att	po	a	e	fld%
28 Burgess, Matt	.313	32-32	128	18	40	7	0	2	35	53	.414	14	2	28	3	.378	4	0	1-1	224	10	1	.996
8 Levy, Stuart	.300	30-29	110	9	33	10	1	0	12	45	.409	15	2	23	3	.394	0	1	1-3	195	23	1	.995
5 Maggio, Zach	.294	31-27	102	25	30	5	0	0	9	35	.343	13	7	13	1	.403	2	2	6-11	12	11	0	1.000
6 Baker, Austin	.285	33-33	123	31	35	4	4	5	25	62	.504	26	4	20	1	.417	3	2	10-11	95	2	2	.980
4 Feddersen, Lucas	.274	33-30	124	16	34	4	0	0	19	38	.306	7	2	14	3	.319	2	6	8-10	39	67	2	.981
3 Jones, Dustin	.232	33-33	112	22	26	8	1	0	11	36	.321	16	4	25	0	.346	1	5	4-5	57	105	7	.959

35 Nickle, Brett	.417	10-1	12	2	5	1	0	0	2	6	.500	0	1	6	0	.462	0	0	0-0	0	0	0	.000
1 Wilcoxson, Eric	.409	16-7	22	4	9	4	0	1	8	16	.727	11	1	6	0	.600	1	2	0-1	14	16	0	1.000
25 Hardie, Tyler	.385	5-4	13	3	5	1	0	0	5	6	.462	5	3	2	0	.619	0	0	0-0	25	3	0	1.000
7 George, Zach	.382	10-10	34	13	13	4	0	0	3	17	.500	10	2	5	0	.532	1	0	3-3	37	12	2	.961
27 Michelotti, Ty	.300	21-12	50	7	15	1	1	0	3	18	.360	3	0	7	1	.340	0	2	4-4	30	0	0	1.000
30 Birginske, Derek	.266	26-25	79	9	21	5	0	0	7	26	.329	10	3	15	1	.370	0	0	1-1	59	3	1	.984
26 Massanelli, C.	.246	24-18	65	11	16	2	0	0	6	18	.277	9	3	11	0	.359	1	1	1-2	32	1	3	.917
39 Ring, Tanner	.214	9-2	14	3	3	0	0	0	1	3	.214	1	1	4	0	.313	0	0	0-0	3	1	0	1.000
11 Fitzpatrick, Kevin	.200	22-12	45	6	9	2	0	0	6	11	.244	5	3	8	1	.315	1	2	2-2	26	2	1	.966
40 Schrimpf, Joe	.173	25-22	75	15	13	3	1	0	9	18	.240	6	7	19	3	.289	2	2	1-2	23	27	3	.943
10 Brown, Kaleb	.000	19-0	4	4	0	0	0	0	0	0	.000	1	0	2	0	.200	0	0	0-0	5	0	0	1.000
Totals	.276	33	1112	198	307	61	8	8	161	408	.367	152	45	208	17	.380	18	25	42-56	885	318	25	.980
Opponents	.261	33	1125	149	294	49	6	14	141	397	.353	109	25	221	18	.338	6	21	28-42	871	367	59	.955

LOB - Team (283), Opp (253). DPs turned - Team (24), Opp (27). CI - Team (1), Levy, S. 1. IBB - Team (6), Baker, A. 4, Schrimpf, J. 1, Levy, S. 1, Opp (2). Picked off - Maggio, Z. 3, Feddersen 2, Birginske 2, Michelotti 2, Jones, D. 2, Baker, A. 2, Wilcoxson 1, Schrimpf, J. 1.

(All games Sorted by Earned run avg)

Player	era	w-l	app	gs	cg	sho	sv	ip	h	r	er	bb	so	2b	3b	hr	b/avg	wp	hp	bk	sfa	sha	
13 Owen, David	3.89	4-1	8	8	0	0/1	0	44.0	41	23	19	16	41	10	2	1	.246	0	7	0	1	4	
24 Wallace, Bradley	4.23	3-3	8	8	0	0/1	0	38.1	42	20	18	14	28	7	2	3	.282	1	3	0	2	4	
14 Hawkins, Chandler	5.40	2-4	8	8	0	0/0	0	40.0	49	25	24	9	33	4	1	5	.297	1	5	1	0	1	

39 Ring, Tanner	0.00	1-0	5	0	0	0/0	0	5.2	3	0	0	4	6	0	0	0	.158	0	0	0	0	1	
30 Birginske, Derek	2.25	0-1	1	1	0	0/0	0	4.0	3	2	1	0	2	1	0	0	.188	1	0	0	0	0	
18 Woodhouse, Cody	2.32	2-1	14	0	0	0/2	0	31.0	26	9	8	10	16	5	0	2	.230	0	3	0	0	5	
36 Zuber, Tyler	2.45	0-0	11	0	0	0/1	0	18.1	15	5	5	8	8	4	0	0	.231	2	3	0	1	1	
16 Ayers, Bryan	3.18	1-1	8	2	0	0/1	0	22.2	16	9	8	13	19	1	0	0	.208	2	0	0	0	1	
34 Kibler, Colton	3.22	2-1	17	0	0	0/1	1	22.1	17	9	8	3	16	4	1	0	.210	1	0	0	0	1	
20 Croft, Morgan	3.67	1-1	13	1	0	0/2	5	27.0	23	12	11	11	19	3	0	0	.235	0	0	0	0	1	
15 Gaines, Tanner	5.14	2-0	9	3	0	0/1	0	21.0	25	12	12	8	11	4	0	1	.309	1	1	0	1	2	
33 Neighbors, J.C.	6.75	0-0	2	0	0	0/0	0	2.2	5	2	2	0	1	0	0	0	.500	1	0	0	1	0	
23 Grantham, Adam	9.95	0-1	8	2	0	0/1	1	12.2	17	14	14	9	14	2	0	1	.321	3	3	0	0	0	
17 Lee, Coulton	10.12	0-1	11	0	0	0/0	0	5.1	12	7	6	4	7	4	0	1	.387	2	0	0	0	0	
Totals	4.15	18-15	33	33	0	3/3	7	295.0	294	149	136	109	221	49	6	14	.261	15	25	1	6	21	
Opponents	4.59	15-18	33	33	0	3/3	10	290.1	307	198	148	152	208	61	8	8	.276	49	45	6	18	25	

PB - Team (9), Levy, S. 5, Hardie, T. 4, Opp (7). Pickoffs - Team (3), Levy, S. 1, Wallace, B. 1, Zuber, T. 1, Opp (15). SBA/ATT - Levy, S. (26-38), Gaines, T. (8-11), Owen, D. (8-8), Hawkins, C. (3-5), Wallace, B. (3-4), Grantham, A. (2-3), Hardie, T. (2-3), Ayers, B. (1-3), Croft, M. (0-2), Woodhouse (2-2), Zuber, T. (1-2), Kibler, C. (0-2).

