

TEXAS STATE

2014 BOBCAT BASEBALL

3 Conference Titles | 9 All-Americans | 3 Conference Coach of the Year Awards | 47 MLB Draft Selections

2014 SCHEDULE 15-9, 5-1 SBC

GAMES 25-27: FRIDAY - 6 P.M. | SATURDAY - 4 P.M. | SUNDAY - 11 A.M.

TEXAS STATE (15-9, 5-1 SBC) **AT ARKANSAS STATE** (14-11, 5-1 SBC)

MARCH 28-30 | JONESBORO, ARK. | TOMLINSON STADIUM-KELL FIELD



TEXAS STATE BOBCATS 15-9, 5-1 SBC

Head Coach **Ty Harrington (Texas '89) | 15th Season (492-359)**

Streak **L1**



ARKANSAS STATE RED WOLVES 14-11, 5-1 SBC

Head Coach **Tommy Raffo (Mississippi State '90) | 6th Season (156-154-1)**

Streak **L1**

FOLLOW THE GAME

LIVE VIDEO: www.astatedredwolves.com

LIVE AUDIO: www.txstatebobcats.com/radio & 89.9 KTSW

LIVE STATS: www.astatedredwolves.com

[f](https://www.facebook.com/TXStateBobcats) /TXStateBobcats

[t](https://twitter.com/TXStateBaseball) @TXStateBaseball

SERIES RUNDOWN

BY THE NUMBERS

All-Time Record.....2-1 Current Streak..... Won 1
 Last MeetingW, 3-2 (2/22/09) Harrington's Record 2-1
 Last Home WinN/A Last Road Win..... N/A

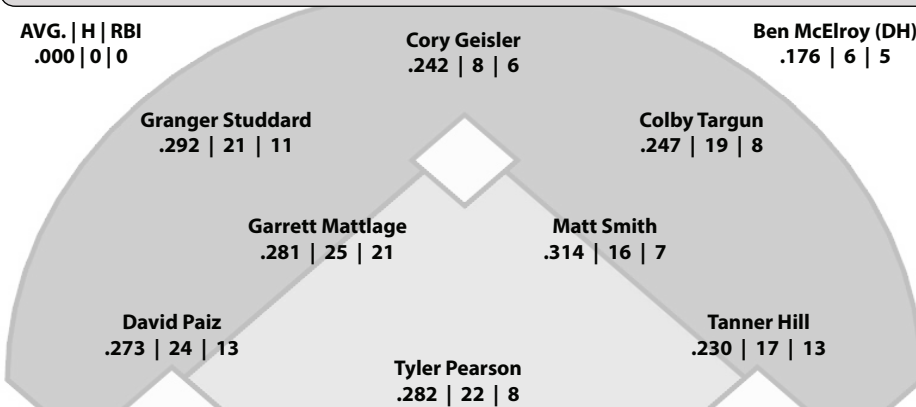
LAST MEETING

All of the meetings between these teams have been on a neutral field, including the last meeting, a 3-2 Texas State victory. That game was played in Arlington at the UT Arlington/Hilton Invitational. The Bobcats split with ASU that season. The Red Wolves scored two runs in the fifth, but the Bobcats answered with one in each of the next three innings for the victory.

PROJECTED STARTING PITCHERS

	FRIDAY	SATURDAY	SUNDAY
	 Taylor Black #32 R-Jr. RHP 2-3 3.54 38 K / 7 BB	 Austen Williams #31 Jr. RHP 3-0 2.89 39 K / 12 BB	 Lucas Humpal #21 So. RHP 2-0 3.49 38 K / 7 BB
	 David Owen #13 So. RHP 4-0 2.97 29 K / 11 BB	 Chandler Hawkins #14 Jr. LHP 2-3 5.04 25 K / 8 BB	 Bradley Wallace #24 Sr. RHP 1-3 6.66 22 K / 12 BB

PROJECTED LINEUP



DAY	DATE	OPPONENT	TIME/RESULT
FRI.	2-14	~MICHIGAN	W, 8-7
SAT.	2-15	~WASHINGTON	L, 6-1
SUN.	2-16	~AIR FORCE	W, 6-0
Tue.	2-18	at No. 11 Rice	L, 4-3
FRI.	2-21	UC RIVERSIDE	W, 2-0
SAT.	2-22	UC RIVERSIDE	W, 8-7
SUN.	2-23	UC RIVERSIDE	W, 7-5
TUE.	2-25	TEXAS A&M-CC	W, 6-4
FRI.	2-28	WAGNER	W, 3-1
SAT.	3-1	WAGNER	W, 8-5
SAT.	3-1	WAGNER	W, 9-7
WED.	3-5	VALPARAISO	L, 9-3
Fri.	3-7	at Washington State	L, 8-6
Sat.	3-8	at Washington State	L, 4-3
Sun.	3-9	at Washington State	W, 5-3
TUE.	3-11	NO. 10 TEXAS	L, 6-3
FRI.	3-14	*UT ARLINGTON	W, 10-5
SAT.	3-15	*UT ARLINGTON	W, 7-5
SUN.	3-16	*UT ARLINGTON	W, 3-1
TUE.	3-18	NO. 11 RICE	L, 14-1
Fri.	3-21	*at WKU	L, 4-1
Sat.	3-22	*at WKU	W, 13-4
Sun.	3-23	*at WKU	W, 7-5
Tue.	3-25	at No. 12 Texas	L, 5-1
FRI.	3-28	*AT ARKANSAS STATE	6 P.M.
SAT.	3-29	*AT ARKANSAS STATE	4 P.M.
SUN.	3-30	*AT ARKANSAS STATE	11 A.M.
TUE.	4-1	UTSA	6:30 P.M.
FRI.	4-4	*SOUTH ALABAMA	6:30 P.M.
SAT.	4-5	*SOUTH ALABAMA	3 P.M.
SUN.	4-6	*SOUTH ALABAMA	1 P.M.
Tue.	4-8	at Houston	6:30 p.m.
Fri.	4-11	*at UL Monroe	6 p.m.
Sat.	4-12	*at UL Monroe	6 p.m.
Sun.	4-13	*at UL Monroe	1 p.m.
Tue.	4-15	at UTSA	6 p.m.
FRI.	4-18	*GEORGIA STATE	6:30 P.M.
SAT.	4-19	*GEORGIA STATE	3 P.M.
SUN.	4-20	*GEORGIA STATE	1 P.M.
Tue.	4-22	at Baylor	6:35 p.m.
WED.	4-23	BAYLOR	6:30 P.M.
Fri.	4-25	*at UL Lafayette	6 p.m.
Sat.	4-26	*at UL Lafayette	6 p.m.
Sun.	4-27	*at UL Lafayette	1 p.m.
Tue.	4-29	at Texas A&M	6:35 p.m.
FRI.	5-2	*TROY	6:30 P.M.
SAT.	5-3	*TROY	3 P.M.
SUN.	5-4	*TROY	1 P.M.
FRI.	5-9	*UALR	6:30 P.M.
SAT.	5-10	*UALR	3 P.M.
SUN.	5-11	*UALR	1 P.M.
Tue.	5-13	at Texas	6 p.m.
Thur.	5-15	*at UT Arlington	6:30 p.m.
Fri.	5-16	*at UT Arlington	6:30 p.m.
Sat.	5-17	*at UT Arlington	2 p.m.
Wed. - Sun.		SUN BELT CHAMPIONSHIP	TBA
May 21-25		Mobile, Ala.	

All times listed are CST
* Conference games

BOLD denotes home games
~ Texas State Invitational

2014 TEXAS STATE BASEBALL ROSTER

QUICK FACTS

Location	San Marcos, Texas
Founded	1899
Nickname	Bobcats
Colors	Maroon and Gold
Enrollment	35,568
Affiliation	NCAA Division I
Conference	Sun Belt
President	Dr. Denise M. Trauth
Athletics Director	Dr. Larry Teis
Sport Administrator	Travis Comer
Faculty Representative	Dr. Paul Gowens
Website	www.txstatebobcats.com
Athletics Dept. Phone	(512) 245-2114
Mailing Address	Darren B. Casey Athletics Administration Complex 601 University Drive San Marcos, TX 78666

BASEBALL STAFF

Head Coach	Ty Harrington	Texas, 1989
Alma Mater	Texas, 1989	Record at Texas State 492-359 (15th Season)
Career Record	Same	
Assistant Coach	Jeremy Fikac (7th Season)	Texas State, 1998
Alma Mater	Texas State, 1998	
Assistant Coach	Mike Silva (2nd Season)	Bellevue, 2006
Alma Mater	Bellevue, 2006	
Volunteer Assistant	Daniel Fernandez (4th Season)	Texas State, 2013
Alma Mater	Texas State, 2013	
Athletic Trainer	Hiroto Kawamura (1st Season)	Southern Illinois, 2011
Student Assistants	Andrew Stumph (1st Season)	Blake Bagley (1st Season)
Managers	Will Grant (1st Season)	Shane Stein (1st Season)
Baseball Office	(512) 245-3383	

STADIUM INFORMATION

Home Field	Bobcat Baseball Stadium
Capacity	2,400
Dimensions	330 Left 405 Center 330 Right
Date Opened	2009
Press Box Phone	(512) 245-5739
Ticket Manager	TBA
Phone	(512) 245-5448

TEAM INFORMATION

2013 Record	29-29
Home	21-9
Away	6-19
Neutral	2-1
Western Athletic Conference	16-11, 3rd
Letterwinners Returning/Lost	21/11
Starters Returning/Lost	6/3
Pitchers Returning/Lost	13/4
Newcomers	13
All-Time Record	955-740-3
All-Time SBC Record	5-1
All-Time WAC Record	16-11
All-Time SLC Record	376-269
Southland Championships	3 ('09, '10, '11)
WAC Tournament Record	2-1
Southland Tournament Record	36-29
SLC Tournament Championships	4 ('97, '99, '00, '11)
NCAA Tournament Record	4-10
Last NCAA Tournament Opponent	Texas, L, 4-3 (6/5/11)
NCAA Regional Championships	Austin, Texas

SPORTS INFORMATION

Baseball Contact	Joshua Flanagan
Office Phone	(512) 245-4387
Cell Phone	(940) 390-6853
Email	jcf65@txstate.edu
Twitter	@TXStateBaseball
Website	www.txstatebobcats.com

NO.	NAME	POS.	B/T	HT.	WT.	CL./EXP.	HOMETOWN (HIGH SCHOOL/PREVIEW SCHOOL)
2	Cody Perkins	UTL	R/R	5-10	180	Sr./3L	Kingwood, Texas/Kingwood HS
3	Garrett Mattlage	IF	S/R	5-10	180	Jr./2L	West, Texas/West HS
4	Preston Dorsey	OF	R/R	6-0	165	Fr./HS	Corpus Christi, Texas/Calallen HS
6	Taylor Bailey	IF	L/R	5-9	145	Fr./HS	Round Rock, Texas/Stony Point HS
7	Granger Studdard	OF/IF	L/R	6-0	180	Fr./HS	Buda, Texas/Hays HS
8	Ben McElroy	OF/IF	L/L	6-3	200	Jr./2L	Highland Park, Texas/Highland Park HS
9	Cory Geisler	LHP/OF	R/L	6-1	190	So./1L	Spring, Texas/Klein Collins HS
10	Matt Sanchez	OF	L/R	5-11	165	Fr./HS	Georgetown, Texas/Georgetown HS
11	Colby Targun	OF/IF	L/R	5-11	190	Jr./2L	Scottsdale, Ariz./Chaparral HS
12	Hunter Lemke	RHP	R/R	6-0	170	Sr./3L	Cypress, Texas/Cypress Falls HS
13	Jack Finnegan	RHP	R/R	6-2	154	R-Fr./HS	Kingwood, Texas/Kingwood HS
14	Steven Keenum	RHP/IF	R/R	6-3	190	So./1L	San Antonio, Texas/Brandeis HS
16	Tyler Pearson	C	R/R	6-1	202	Sr./TR-1L	Lubbock, Texas/Monterey HS/Grayson College/Rice
18	Justin Dellinger	RHP	R/R	6-3	200	So./1L	Lake Jackson, Texas/Brazoswood HS
19	Tyler Davenport	LHP	L/L	5-10	243	Fr./HS	Crosby, Texas/Crosby HS
20	Trey Hicks	IF	R/R	6-0	180	Fr./HS	Georgetown, Texas/Georgetown HS
21	Lucas Humpal	RHP	R/R	6-3	200	So./1L	Corpus Christi, Texas/Flour Bluff HS
22	Trevor Renfro	RHP	R/R	6-1	190	So./1L	Dallas, Texas/J.J. Pearce HS
23	Matt Smith	IF/OF	R/R	5-11	170	So./1L	Austin, Texas/Anderson HS
24	Zach Sullivan	RHP/IF	R/R	5-10	200	Fr./HS	Waco, Texas/Robinson HS
26	Andrew Boes	RHP	L/R	6-2	195	R-So./1L	Austin, Texas/Stephen F. Austin HS
27	Jeremy Hallonquist	RHP	R/R	6-3	184	R-So./1L	Hallsville, Texas/Hallsville HS
30	Chad Young	LHP	L/L	5-11	255	Jr./TR	Mesquite, Texas/Mesquite Potet HS/Navarro CC
31	Austen Williams	RHP	R/R	6-3	215	Jr./2L	Fort Worth, Texas/Southwest Christian HS
32	Taylor Black	RHP	R/R	6-1	190	R-Jr./2L	Allen, Texas/Allen HS
34	Dylan Bein	RHP	R/R	6-2	190	Fr./HS	Cedar Park, Texas/Vista Ridge HS
35	Cameron Friess	C	R/R	6-1	182	R-Fr./HS	Katy, Texas/Katy HS
36	Scott Grist	RHP	R/R	6-3	190	Sr./3L	Sugar Land, Texas/Kempner HS
37	Austin O'Neal	IF	R/R	6-4	215	R-Sr./TR-1L	Trabuco Canyon, Calif./Tesoro HS/Santa Ana College
40	David Paiz	IF/RHP	R/R	6-2	205	R-Jr./TR	Austin, Texas/Anderson HS/Texas Tech
42	Tanner Hill	IF/C	R/R	6-1	245	So./TR	New Braunfels, Texas/Canyon HS/Galveston CC
43	Quinn Atwood	RHP	R/R	6-1	200	Fr./HS	Katy, Texas/Katy HS
44	Cody Lovejoy	OF	R/R	6-0	201	Jr./2L	Lorena, Texas/Lorena HS
45	Ross Goebel	RHP	R/R	6-2	195	R-Sr./TR-1L	Cuero, Texas/Cuero HS/North Central Texas College

PRONUNCIATION GUIDE

HEAD COACH:	#5 Ty Harrington, 15th Season	ATHLETIC TRAINER:	Hiroto Kawamura, 1st Season
ASSISTANT COACH:	#28 Jeremy Fikac, 7th Season	STUDENT ASSISTANTS:	Andrew Stumph, 1st Season Blake Bagley, 1st Season
ASSISTANT COACH:	#39 Mike Silva, 2nd Season	MANAGERS:	Will Grant, 1st Season Shane Stein, 1st Season
VOLUNTEER ASSISTANT:	#25 Daniel Fernandez, 4th Season		

ALPHABETICAL ROSTER

Atwood, Quinn	43	RHP	Keenum, Steven	14	RHP/IF
Bailey, Taylor	6	IF	Lemke, Hunter	12	RHP
Bein, Dylan	34	RHP	Lovejoy, Cody	44	OF
Black, Taylor	32	RHP	Mattlage, Garrett	3	IF
Boes, Andrew	26	RHP	McElroy, Ben	8	OF/IF
Davenport, Tyler	19	LHP	O'Neal, Austin	37	IF
Dellinger, Justin	18	RHP	Paiz, David	40	IF/RHP
Dorsey, Preston	4	OF	Pearson, Tyler	16	C
Finnegan, Jack	13	RHP	Perkins, Cody	2	UTL
Friess, Cameron	35	C	Renfro, Trevor	22	RHP
Geisler, Cory	9	LHP/OF	Sanchez, Matt	10	OF
Goebel, Ross	45	RHP	Smith, Matt	23	IF/OF
Grist, Scott	36	RHP	Studdard, Granger	7	OF/IF
Hallonquist, Jeremy	27	RHP	Sullivan, Zach	24	RHP/IF
Hicks, Trey	20	IF	Targun, Colby	11	OF/IF
Hill, Tanner	42	IF/C	Williams, Austen	31	RHP
Humpal, Lucas	21	RHP	Young, Chad	30	LHP

PRONUNCIATION GUIDE

3 Garrett MATTLAGE	MATT-ledge	34 Dylan BEIN	BINE
11 Colby TARGUN	TAR-gun	35 Cameron FRIESS	FREES
12 Hunter LEMKE	LEM-kee	40 David PAIZ	PIE-ez
21 Lucas HUMPAL	HUMP-el	45 Ross GOEBEL	GAY-bull
26 Andrew BOES	BOSE	AC Jeremy FIKAC	FEE-kahch
27 Jeremy HALLONQUIST	HAL-un-QUIST		



2014 TEAM COMPARISON

AT THE PLATE	TXST	ASU
Average	.245	.281
Games Played	24	25
At Bats	789	853
Runs	123	164
Hits	193	240
Doubles	27	51
Triples	6	8
Home Runs	11	6
RBI	114	134
Total Bases	265	325
Slugging Percentage	.336	.381
Walks	93	117
Hit by Pitch	34	38
Strikeouts	180	157
Ground into Double Play	15	14
On Base Percentage	.344	.386
Sacrifice Fly	15	15
Sacrifice Hits	16	19
Stolen Bases-Attempted	16-23	37-41
Left on Base	186	223

IN THE FIELD	TXST	ASU
Putouts	656	669
Assists	269	245
Errors	33	22
Fielding Percentage	.966	.976

ON THE MOUND	TXST	ASU
Earned Run Average	3.83	4.16
Complete Games	2	0
SHO/CBO	2/1	2/2
Saves	7	5
Innings Pitched	218.2	223.0
Hits Allowed	211	222
Runs Allowed	113	111
Earned Runs Allowed	93	103
Walks	76	82
Strikeouts	197	176
Doubles Allowed	36	33
Triples Allowed	4	5
Home Runs Allowed	10	12
Opp. Batting Average	.254	.260
Wild Pitches	17	13
Hit by Pitch	29	18
Balks	5	0
Sacrifice Flies Allowed	7	2
Sacrifice Hits Allowed	22	15

THIS WEEK IN THE SBC

TUESDAY, MARCH 25	FRIDAY, MARCH 28
UALR at Missouri 1 p.m.	Georgia State at Troy* 5 p.m.
Alabama A&M at Georgia State 4 p.m.	TEXAS STATE AT ARKANSAS STATE* 6 P.M.
Northwestern State at UL Lafayette 6 p.m.	UALR at UL Monroe* 6 p.m.
Alabama at Troy 6 p.m.	WKU at UL Lafayette* 6 p.m.
TEXAS STATE AT TEXAS 6 P.M.	UT Arlington at South Alabama* 6:30 p.m.
Memphis at Arkansas State 6:30 p.m.	
Nicholls State at South Alabama 6:30 p.m.	SATURDAY, MARCH 29
Baylor at UT Arlington 6:30 p.m.	Troy at Georgia State* 1 p.m.
Louisville at WKU 6:30 p.m.	WKU at UL Lafayette* 2 p.m.
	TEXAS STATE AT ARKANSAS STATE* 4 P.M.
WEDNESDAY, MARCH 26	UALR at UL Monroe* 6 p.m.
Alabama A&M at Georgia State 4 p.m.	UT Arlington at South Alabama* 6:30 p.m.
Southern at UL Lafayette 6 p.m.	
Arkansas State at Missouri State 6:30 p.m.	SUNDAY, MARCH 30
	Troy at Georgia State* 12 p.m.
	TEXAS STATE AT ARKANSAS STATE* 1 P.M.
	UALR at UL Monroe* 1 p.m.
	WKU at UL Lafayette* 1 p.m.
	UT Arlington at South Alabama* 1 p.m.

BOBCAT BITS

MOVING ON UP

Head Coach **Ty Harrington** pulled within just eight games of the 500-career-win mark with two victories over Western Kentucky this past weekend. Now he has 492 in his career, all at Texas State. In his 15th season, Harrington stands at 492-358 (.579) overall with a conference record of 265-147 (.643). He is Texas State's all-time winningest baseball coach in both overall record and conference record. His past landmark victories are as follows:

1	Lubbock Christian	2/2/2000
100	Nicholls State	4/27/2002
200	Lamar	5/20/2005
300	Texas A&M-Corpus Christi	2/27/2009
400	Northwestern State	4/23/2011

FRESHMAN FLYING HIGH

Baseball America pegged Texas State outfielder **Granger Studdard** as the preseason Sun Belt Conference Freshman of the Year and he's proving the website right. Against UT Arlington, Studdard knocked two home runs, including a walk-off to win an 11-inning game, and finished the weekend batting .583 and slugging 1.083 with a .643 on-base percentage. Against Western Kentucky this past weekend, he hit his third home run of the season to tie him for the most on the squad.

Already with 21 hits, 11 RBI and 16 runs scored, the freshman leads the Bobcats with 52 at bats or more in batting average (.292), on-base percentage (.414) and runs scored. Studdard has twice knocked walk-off hits with his most recent being the two-run homer to clinch the game against UT Arlington March 15. His other came Feb. 22 with the Bobcats down 7-6 in the 10th inning. Studdard pinch hit with two outs and knocked a single through the gap to score both runners to beat UC Riverside, 8-7.

In the last 10 games, he leads the team in batting average (.314), slugging percentage(.571), on-base percentage (.442), home runs (3), total bases (20) and hits by pitch (4).

CLOSING 'EM OUT

Right-handed sidearmed closer **Hunter Lemke** is putting together a strong swan song to an impressive career. He is one of just eight players in all of NCAA Division I Baseball this season to lead his team in both victories (four) and saves (six). He leads the Sun Belt in appearances, games finished and games in relieve and is tied for second in wins and second in saves.

With his last appearance at Western Kentucky, Lemke moved into a tie with **Jason Baca** (2004-07) for the most appearances all-time by a Bobcat (83). He also passed the 100 innings pitched mark to make him eligible to rank in the earned run average category. He is now second all-time in career ERA for Texas State with a 2.47, trailing **Justin Fiske's** 2.21 ERA compiled from 2006-07.

He is also second all-time in saves with 14, just one behind **Jeff McVaney** who saved 15 games from 2009-12. With eight last season, the second most ever in a season at Texas State, and six already this year, Lemke is on his way to pushing that record out of reach. The 2013 All-WAC second teamer has 13 strikeouts so far this year with just three walks in 20.0 innings pitched. In 2013, Lemke made the second most appearances in a season all-time at Texas State with 35. He has 15 so far in 2014.

MID-MAJOR TO WATCH

Kendall Rogers of Perfect Game declared Texas State among a list of mid-majors to watch. Rogers wrote: "The Bobcats have earned some rave reviews [...] Texas State has a rising right-handed pitcher in junior **Austen Williams**, [...] while fellow starter **Lucas Humpal** also is making a strong impression." Later, he wrote, "The Bobcats have an excellent ace pitcher in junior righthander **Austen Williams**, [...] while reliever **Cory Geisler** has appeared in nine games and has a 1.47 ERA in 18 1/3 innings." (as of March 19)

The rest of the list to watch is as follows:

Virginia Commonwealth	College of Charleston	Georgia Southern
Sam Houston State	Tennessee Tech	Western Carolina
Campbell	Indiana State	Kent State
Seton Hall	VMI	

SUN BELT CONFERENCE STANDINGS

As of 3/27/14

SCHOOL	SBC	PCT	OVERALL PCT	HOME	AWAY	NEUTRAL	STK
UL Lafayette	6-0	1.000	24-2	0.923	14-2	10-0	0-0 W14
TEXAS STATE	5-1	0.833	15-9	0.625	12-4	3-5	0-0 L1
Arkansas State	5-1	0.833	14-11	0.560	9-4	4-5	1-2 L1
South Alabama	3-2	0.600	13-10	0.565	7-4	6-6	0-0 W1
Troy	3-2	0.600	14-11	0.560	10-7	4-3	0-1 L1
WKU	3-3	0.500	13-12	0.520	9-5	4-7	0-0 L3
UALR	1-5	0.167	11-10	0.524	8-4	3-6	0-0 W1
Georgia State	1-5	0.167	12-14	0.462	9-8	3-6	0-0 W2
UT Arlington	1-5	0.167	9-16	0.360	7-9	2-5	0-2 W1
UL Monroe	1-5	0.167	8-17	0.320	5-7	3-10	0-0 L2

2014 SEASON LEADERS

AT THE PLATE

Average	Granger Studdard, .292
Slugging Percentage	Tyler Pearson, .439
On Base Percentage	Granger Studdard, .414
Runs	Pearson, Studdard, 16
Hits	Garrett Mattlage, 25
RBI	Garrett Mattlage, 21
Doubles	David Paiz, 5
Triples	6 Bobcats, 1
Home Runs	Hill, Studdard, Pearson, 3
Total Bases	Tyler Pearson, 36
Walks	Garrett Mattlage, 19
Hit by Pitch	Pearson, Studdard, 6
Sacrifice Bunts	Taylor Bailey, 3
Sacrifice Flies	David Paiz, 4
Stolen Bases	Garrett Mattlage, 6
Average vs. Left	Tyler Pearson, .350
Average vs. Right	Granger Studdard, .315
Average w/ 2 Outs	David Paiz, .452
Average w/ RBI Opps	Garrett Mattlage, .364
2-Out RBIs	Garrett Mattlage, 13

ON THE MOUND

Earned Run Average	Austen Williams, 2.89
Opposing Batting Average	Austen Williams, .219
Wins	Hunter Lemke, 4
Saves	Hunter Lemke, 6
Innings Pitched	Taylor Black, 40.2
Strikeouts	Austen Williams, 39
Strikeouts Looking	Austen Williams, 14
Hits Allowed	Austen Williams, 30
Runs Allowed	Humpal, Williams, 17
Earned Runs Allowed	Austen Williams, 12

WHO'S HOT IN LAST 10

AT THE PLATE

Average	Granger Studdard, .314
Slugging Percentage	Granger Studdard, .571
On Base Percentage	Granger Studdard, .442
Runs	Granger Studdard, 9
Hits	Garrett Mattlage, 12
RBI	Garrett Mattlage, 11
Doubles	Garrett Mattlage, 3
Triples	Dorsey, Pearson, Hill, Smith, Targun, 1
Home Runs	Granger Studdard, 3
Total Bases	Granger Studdard, 20
Walks	Garrett Mattlage, 6
Hit by Pitch	Granger Studdard, 4
Sacrifice Bunts	6 Bobcats, 1
Sacrifice Flies	David Paiz, 3
Stolen Bases	Garrett Mattlage, 3
Average vs. Left	David Paiz, .500
Average vs. Right	Granger Studdard, .345
Average w/ 2 Outs	David Paiz, .412
Average w/ RBI Opps	Matt Smith, .500
2-Out RBIs	Garrett Mattlage, 6

ON THE MOUND

Earned Run Average	Cory Geisler, 0.90
Opposing Batting Average	Cory Geisler, .212
Wins	Hunter Lemke, 2
Saves	Hunter Lemke, 2
Innings Pitched	Austen Williams, 18.0
Strikeouts	Austen Williams, 19
Strikeouts Looking	Austen Williams, 8
Hits Allowed	Cory Geisler, 7
Runs Allowed	Cory Geisler, 2
Earned Runs Allowed	Cory Geisler, 1

HUMPAL NAMED PITCHER OF THE WEEK

Texas State sophomore pitcher **Lucas Humpal** was named the Sun Belt Conference Pitcher of the Week after his dominating performance Friday, Feb. 21, against UC Riverside. He struck out 13 batters, the most in an outing by any pitcher in the Sun Belt Conference so far. He only gave up four hits and walked two in his first complete game shutout. It was a career high in strikeouts and innings pitched for the sophomore from Corpus Christi. To date, he is the only Bobcat to win the award.

CAREER DAYS FOR PITCHERS IN OPENERS

In addition to **Lucas Humpal's** career outing that earned him SBC Pitcher of the Week, the rest of the Bobcat weekend starters put together career days early in the season. Juniors **Taylor Black** and **Austen Williams**, started the season with two impressive outings. Both players went a career high in innings pitched and tallied eight strikeouts each, a career high for Williams, one he matched against Washington State. Williams only gave up two hits and walked just one batter in 7.2 innings. He was efficient, only facing 25 batters on the day and holding Air Force to a .080 batting average. His domination from the mound helped spark a 6-0 victory for Texas State. Black wasn't so lucky, taking a loss, but he did not walk a batter and struck out eight while only giving up four hits. He held Washington to a .148 batting average.

JOHNNY BENCH NOMINEE BEHIND THE PLATE

The official Johnny Bench Award Watch List was released March 6 and senior catcher **Tyler Pearson** is one of 72 nominees for the award given to the best NCAA Division I catcher in the country. The list of 72 will be narrowed down to the semifinalists on May 15 and the committee will announce the three finalists on June 3. The award presentation will take place in Wichita, Kan., on June 26. Pearson took over the position last season, allowing **Andrew Stumph** to become a deadly designated hitter. Head Coach **Ty Harrington** says he's one of the best defensive catchers in the country and his bat came on in the fall. He's batting .268, slugging a team-high .439 and holds an on-base percentage of .390 with eight RBI. He has 22 hits on the season and is tied for the team high in home runs three.

SMITTY TAKING OVER

Matt Smith seems to not only have taken over second base, but also the leadoff position in the batting order. The sophomore infielder from Austin leads the team in batting average (.314) with an on-base percentage of .383 and a slugging percentage of .412. He's started 15 of the 17 games he has played in and has notched 16 hits with three doubles and a triple. He has seven RBI on the season and scored 12 runs, including four in one game against Western Kentucky.

In four games as the leadoff man, Smith has scored four runs on three hits. He knocked in three RBI and earned three walks for an on-base percentage of .375. He also stole a base.

NATIONAL POLLS

**BASEBALL AMERICA
MARCH 24, 2014**

1 Florida State	19-4
2 South Carolina	19-3
3 Virginia	18-4
4 Louisiana-Lafayette	22-2
5 Cal Poly	19-4
6 Oregon State	19-4
7 Vanderbilt	20-5
8 LSU	20-4
9 Cal State Fullerton	13-8
10 Rice	19-6
11 Oregon	17-5
12 Texas	19-6
13 Mississippi	21-4
14 Louisville	17-6
15 UC Santa Barbara	17-3
16 Mississippi State	17-9
17 Houston	19-4
18 UCLA	14-8
19 Kentucky	17-7
20 Clemson	14-9
21 Auburn	17-8
22 Tennessee	19-4
23 Georgia Tech	15-9
24 North Carolina	15-8
25 North Carolina State	14-8

Dropped Out: No. 16 Sam Houston State, No. 24 San Diego, No. 25 Miami (Fla.)

**COLLEGIATE BASEBALL
MARCH 24, 2014**

1 Louisiana-Lafayette	22-2
2 South Carolina	19-3
3 Florida State	19-4
4 Virginia	18-4
5 Vanderbilt	20-5
6 LSU	20-4-1
7 Oregon	17-5
8 Oregon State	19-5
9 Cal Poly	19-4
10 UC Santa Barbara	17-3
11 Louisville	17-6
12 Mississippi	21-4
13 Cal State Fullerton	13-8
14 Rice	19-6
15 Texas	19-6
16 Mississippi State	17-9
17 Kentucky	17-7
18 Houston	19-4
19 Washington	16-5-1
20 Auburn	17-8
21 Tennessee	19-4
22 Seton Hall	15-4
23 UCLA	14-8
24 North Carolina	15-8
25 Maryland	16-6
26 VCU	20-3
27 North Carolina State	14-8
28 Clemson	14-9
29 Baylor	13-10
30 FIU	20-4

**NAT'L COLLEGE BASEBALL
WRITERS ASSOCIATION
MARCH 24, 2014**

1 Virginia	18-4
2 Florida State	19-4
3 LSU	20-4-1
4 South Carolina	19-3
5 Louisiana-Lafayette	22-2
6 Vanderbilt	20-5
7 Oregon	17-5
8 Oregon State	19-5
9 Cal Poly	19-4
10 Louisville	17-6
11 Cal State Fullerton	13-8
12 Mississippi	21-4
13 Rice	19-6
14 UCLA	14-8
15 Mississippi State	17-9
16 Texas	19-6
17 Houston	19-4
18 NC State	14-8
19 North Carolina	15-8
20 Clemson	14-9
21 Kentucky	17-7
22 Texas A&M	17-8
23 Tennessee	19-4
24 Oklahoma State	16-8
25 Auburn	17-8
26 UC Santa Barbara	17-3
27 Texas Tech	19-7
28 Oklahoma	18-7
29 Florida International	20-4
30 Alabama	15-8

**USA TODAY
COACHES' POLL
MARCH 24, 2014**

1 Florida State (24)	19-4
2 Virginia (5)	18-4
3 South Carolina (1)	19-3
4 LSU	20-4
5 Vanderbilt	20-5
6 Louisiana-Lafayette	22-2
7 Oregon State	19-5
8 Oregon	17-5
9 Mississippi	21-4
10 Cal Poly	19-4
11 Rice	19-6
12 Cal State Fullerton	13-8
13 Louisville	17-6
14 Texas	19-6
15 UCLA	14-8
16 Mississippi State	17-9
17 Houston (1)	19-4
18 North Carolina	15-8
19 North Carolina State	14-8
19 Kentucky	17-7
21 Tennessee	19-4
22 Clemson	14-9
23 UC Santa Barbara	17-3
24 Texas Tech	19-7
25 VCU	20-3

Dropped Out: No. 21 San Diego, No. 22 Oklahoma State, No. 23 Sam Houston State

HOME RUN BREAKDOWN

Home	8
Road	3
Neutral	--
vs. Right-Handed Pitcher	9
vs. Left-Handed Pitcher	2
vs. Starters	4
vs. Relievers	7
Sun Belt	5
Non-SBC	6
0 Outs	3
1 Out	3
2 Outs	5
Solo Home Run	7
2-Run HR	2
3-Run HR	1
Grand Slam	1
February	3
March	8
April	—
May	—
1st Inning	—
2nd Inning	2
3rd Inning	1
4th Inning	—
5th Inning	—
6th Inning	2
7th Inning	1
8th Inning	4
9th Inning	—
Extra Innings	1
0-0 Count	3
0-1 Count	1
0-2 Count	—
1-0 Count	2
1-1 Count	—
1-2 Count	—
2-0 Count	—
2-1 Count	1
2-2 Count	1
3-0 Count	—
3-1 Count	2
3-2 Count	1
Leadoff	—
2nd Batter	—
3rd Batter	1
Clean Up	1
5th Batter	4
6th Batter	—
7th Batter	3
8th Batter	2
9th Batter	—
Day Games	7
Night Games	4
Record with HR	7-2
Record without HR	8-7

HOME RUN DETAILS

NO.	PLAYER (#)	OPPONENT (DATE)	LOC.	RUNS	OUTS	COUNT	INN.	PITCHER
1	Pearson	vs. Washington (2-15-14)	LF	1	0	0-0	7	Brigham
2	Hill	vs. Air Force (2-16-14)	LF	3	2	2-1	6	Monaghan
3	Pearson (2)	vs. UC Riverside (2-21-14)	LF	1	1	0-1	7	Stuart
4	Pearson (3)	vs. Wagner DH-1 (3-1-14)	LF	1	0	1-0	8	Marsh
5	Mattlage *^!	vs. Wagner DH-2 (3-1-14)	RF	4	2	2-2	8	Battaglia
6	Studdard +	vs. UT Arlington (3-14-14)	LF	1	1	0-0	2	Amedee
7	Studdard (2) #*^	vs. UT Arlington (3-15-14)	RF	2	2	0-0	11	Moreland
8	Hill (2) +	vs. No. 11 Rice (3/19/14)	LF	1	1	3-2	2	C. Smith
9	Studdard (3) #	at Western Kentucky (3/23/14)	RF	2	0	1-0	3	Thompson
10	Hill (3) *^	at Western Kentucky (3/23/14)	LC	1	2	3-1	8	Pearson
11	McElroy	at Western Kentucky (3/23/14)	RC	1	2	3-1	8	Pearson

+ Game-tying # Tie-breaking * Game-winning @ Pinch-hit > Inside-the-park
 ^ Provided eventual-winning Runs ! Erased deficit and gave TXST the lead

IRON MAN

Junior shortstop **Garrett Mattlage** has been a mainstay for the Bobcats since stepping foot onto the field in his first game vs. Santa Clara at Bobcat Ballpark on Feb. 18, 2012. The all-around player has 126 games to his credit, starting all of them. That puts him just 35 games away from entering the Texas State record books, and he's just a junior. Outside of 12 games missed as a freshman, Mattlage has defined consistency, starting and playing in 86 consecutive games since May 19, 2012 vs. Northwestern State. He led the team to a 10-4 victory in the regular season finale and then played three Southland Conference Tournament games. He has started and played ever since.

HOMERS HIT SOONER

In 2013, Texas State had to wait until March 3, the team's 11th game of the season before the Bobcats hit a home run. After that, it was 11 more games before the second one came. The Bobcats took care of that much sooner this season. Senior catcher **Tyler Pearson** hit the team's first home run of 2014 against Washington the second game of the season and sophomore first baseman **Tanner Hill** knocked the next one against Air Force in the third game.

The Bobcats have piled on ever since with Pearson, Hill and Granger Studdard knocking three homers each and Garrett Mattlage and Ben McElroy adding one. Studdard, Hill and McElroy combined for three home runs in the series finale at Western Kentucky to make it the first game of the season in which the Bobcats have hit multiple home runs. Also, they were the first Texas State homers on the road. For the complete list of home runs, check the chart above.

TEXAS STATE IN THE SUN BELT

TEAM BATTING		TEAM PITCHING		INDIVIDUAL BATTING		INDIVIDUAL PITCHING	
Batting Average	8th	Earned Run Average	5th	Batting Average	None Ranked (NR)	Earned Run Average	Williams, 8th
Slugging Percentage	8th	Opposing Batting Average	5th	Slugging Percentage	NR	Opp Batting Average	Williams, 9th
On-Base Percentage	7th	Innings Pitched	7th	On-Base Percentage	Studdard, 7th	Innings Pitched	Black, 4th
Runs Scored	6th	Batters Struck Out	2nd		Mattlage, 10th		Humpal, 8th
Hits	7th	Batters Struck Out Looking	4th	Runs Scored	NR		Williams, 9th
RBI	6th	Wins	2nd	Hits	NR	Batters Struck Out	Williams, 4th
Doubles	9th	Losses	9th	RBI	Mattlage, T-5th		Black, 5th
Triples	T-4th	Saves	T-3rd	Doubles	NR		Humpal, T-6th
Home Runs	6th	Runners Picked Off	T-3rd	Triples	NR	Batters SO Looking	Williams, T-3rd
Total Bases	T-7th	Sacrifice Bunts Allowed	3rd	Home Runs	NR	Wins	Lemke, T-2nd
Total Plate Appearances	8th	Sacrifice Flies Allowed	7th	Total Bases	NR	Saves	Lemke, 2nd
At Bats	8th	Hits Allowed	5th	Walks	Mattlage, 1st	Appearances	Lemke, 1st
Walks	6th	Runs Allowed	6th	Hit by Pitch	NR	Games Started	NR
Hit by Pitch	3rd	Earned Runs Allowed	5th	Sacrifice Bunts	NR	Games Finished	Lemke, 1st
Strikeouts	5th	Walks Allowed	3rd	Sacrifice Flies	Paiz, 2nd	Games in Relief	Lemke, 1st
Sacrifice Bunts	T-7th	Doubles Allowed	5th	Stolen Bases	Mattlage, T-7th	Sac Bunts Allowed	Williams, T-1st
Sacrifice Flies	2nd	Triples Allowed	T-5th	Plate Appearances	Mattlage, 10th	Sac Flies Allowed	NR
Stolen Bases	7th	Home Runs Allowed	5th	At Bats	NR	Losses	NR
Caught Stealing	7th	Wild Pitches	T-5th	Steal Attempts	NR	Runners Picked Off	Pearson, T-4th
Steal Attempts	9th	Balks	T-2nd	Strikeouts	Pearson, T-8th		Humpal, T-4th
Grounded into Double Play	T-3rd	Hit Batters	T-3rd	Caught Stealing	Studdard, T-2nd	Wild Pitches	NR
		Intentional Walks Allowed	6th	Grounded into Double Play	NR	Balks	Bein, T-1st
						Hit Batters	Geisler, 2nd
						IBB Allowed	NR
						Hits Allowed	NR
						Runs Allowed	NR
						Earned Runs Allowed	NR
						Walks Allowed	Black, 2nd
						Doubles Allowed	NR
						Triples Allowed	Black, T-1st
							Humpal, T-1st
						Home Runs Allowed	Humpal, T-4th



**2014 SBC COACHES' POLL**

RANK	TEAM (votes for first)	POINTS	2013 RECORD
1.	UL Lafayette (8)	98 pts	43-20
2.	South Alabama (1)	82 pts	43-20
3.	Troy	77 pts	42-20
4.	TEXAS STATE	57 PTS	29-29
5.	UT Arlington	48 pts	31-27
6.	WKU	45 pts	28-29
7.	Arkansas State	41 pts	38-31
8.	Georgia State	41 pts	35-21
9.	UALR	33 pts	28-28
10.	UL Monroe (1)	28 pts	18-36

ALL-SBC PRESEASON

POS.	PLAYER	SCHOOL	CLASS
SP	Austin Robichaux	ULL	Jr.
SP	Matt Bell	USA	Sr.
SP	Shan McCain	Troy	Sr.
RP	Ian Tompkins	WKU	Jr.
C	Michael Strentz	ULL	R-Jr.
1B	Zach George	ASU	R-Jr.
2B	Caden Bailey	GSU	Jr.
SS	Blake Trahan	ULL	So.
3B	Tyler Girouard	ULL	Jr.
OF	Seth Harrison	ULL	Sr.
OF	Matt Shortall	UTA	Sr.
OF	Regan Flaherty	WKU	Sr.
DH	Caleb Adams	ULL	Jr.
UTL	Scott Wilcox	WKU	Sr.

PLAYER OF THE YEAR

DH	Caleb Adams	ULL	Jr.
----	-------------	-----	-----

PRESEASON PITCHER OF THE YEAR

SP	Austin Robichaux	ULL	Jr.
----	------------------	-----	-----

SBC PLAYERS OF THE WEEK

DATE	PLAYER	POS.	SCHOOL
Feb. 17	David Hall	OF	Troy
Feb. 24	Scott Wilcox	2B	WKU
March 3	Drew Merten	C	UALR
March 10	Jace Conrad	2B	UL Lafayette
March 17	Nic Wilson	IF	Georgia State
March 24	Seth Harrison	OF	UL Lafayette

SBC PITCHERS OF THE WEEK

DATE	PLAYER	SCHOOL
Feb. 17	Carson Baranik	UL Lafayette
Feb. 24	Lucas Humpal	Texas State
March 3	Austin Robichaux	UL Lafayette
March 10	Jake Thompson	WKU
March 17	Tanner Hicks	Troy
March 24	Justin Hageman	WKU

NEWCOMERS SETTLING IN

Granger Studdard is one of a number of newcomers contributing heavily in 2014. He leads the team in batting average among batters with 52 at bats or more (.292), runs (16) and on-base percentage (.414). Meanwhile, transfer **David Paiz** is second on the team in hits (24) and **Tanner Hill**, another transfer, is second in RBI (13) and tied for the team lead in home runs with three. In all, five freshman position players have started a game this year with Studdard leading the pack while two freshman pitchers have started. In all, four new arms have thrown for Texas State so far in 2014.

HEAVY HITTER IN MORE WAYS THAN ONE

Junior utility player **Colby Targun** has 19 hits, eight RBI and 10 runs so far this season. He also owns the longest hitting streak on the squad at 11 games with a reached base streak of 17 games and counting. In addition to his work at the plate, Targun also plays defensive back for the Texas State football team where he was fifth on the team in tackles (54), including three for a loss. Targun also made an interception that he returned 17 yards and recovered a fumble. He is one of 19 football/baseball players in NCAA Division I.

SUN BELT NOT SO SUNNY

As Texas State moves into a new conference for the second consecutive season, the Bobcats will see their competition go up a notch in 2014. Last season the Sun Belt sent four teams to the NCAA Division I Baseball National Championship Tournament with former SBC member Florida Atlantic along with UL Lafayette, South Alabama and Troy representing the conference. All of them but Troy were second seeds in their respective brackets with Troy being a third.

The Bobcats opened conference play with a three-game series sweep over UT Arlington March 14-16 then took to the road to beat Western Kentucky, 2-1, in a series for a 5-1 start to Sun Belt action. Next up, they'll stay on the road to face Arkansas State followed by a home stand against South Alabama.

TWO BOBCAT ARMS DRAFTED

Texas State lost one of its hardest throwers along with its most effective reliever in the 2013 to the Major League Baseball Draft. **Kyle Finnegan** was taken in the sixth round by the Oakland Athletics while **Donnie Hart** went in the 27th to the Baltimore Orioles. Hart broke a record for most appearances in a season with 41 and finished the year with a 2.13 ERA. Hart didn't allow an earned run until his 26th appearance of the season. Finnegan finished 2013 with a 4.66 ERA and a 5-3 record in 19 appearances. With his selection, Texas State has had a Bobcat selected within the first 10 rounds for five consecutive seasons.

FOUR BOBCATS RETURN AFTER ALL-CONFERENCE SEASONS

The Western Athletic Conference announced the 2013 All-WAC Baseball Team and five Texas State Bobcats made the cut. Texas State's lone representative on the first team was **Cody Lovejoy**, who paced the Bobcats in batting average last year. After Lovejoy, four others made the All-WAC second team, including two pitchers. **Kevin Sah**, since graduated, along with **Garrett Mattlage**, **Lucas Humpal** and **Hunter Lemke** were all recognized.

STRONG SCHEDULE

Texas State will get an opportunity to boost its RPI throughout the season with tough opponents on the schedule that included a start against Michigan, Washington and Air Force along with midweek games against Rice, Valparaiso, Texas, UTSA, Baylor, Texas A&M and Houston.

BY THE NUMBERS

All Opponents	15-9
Conference	5-1
Non-Conference	10-8
Home	12-4
Away	3-5
Neutral	--
vs. Ranked Teams	0-4
Day	11-3
Night	4-6
Midweek Games	1-5
Weekend Games	14-4
Series Openers	3-2
Middle Games	4-1
Series Finales	5-0
In February	7-2
In March	8-7
In April	--
In May	--
In June	--
TXST Starter Pitches 5+ Innings	14-4
TXST Starter Pitches <5 Innings	2-4
TXST Staff Posts 10+ Ks	5-0
TXST Staff Posts 12+ Ks	4-0
TXST Staff Posts 15+ Ks	0-0
vs. Left-handed Starters	5-2
vs. Right-handed Starters	10-7
1-Run Games	2-3
2-Run Games	9-1
3-Run Games	1-1
4-Run Games	0-2
5+ Run Games	3-2
Extra Innings	3-2
Shutouts	2-0
Scoring 0-2 Runs	1-5
Scoring 3-5 Runs	3-3
Scoring 6-9 Runs	9-1
Scoring 10+ Runs	2-0
Opponent 0-2 Runs	4-0
Opponent 3-5 Runs	8-5
Opponent 6-9 Runs	3-3
Opponent 10+ Runs	0-1
TXST Scores in First Inning	3-1
TXST Scores First	6-2
Opponent Scores First	9-7
After Six Leading	7-2
After Six Trailing	6-7
After Six Tied	2-0
After Seven Leading	8-1
After Seven Trailing	4-7
After Seven Tied	3-1
After Eight Leading	11-0
After Eight Trailing	1-7
After Eight Tied	3-2
Hit 0 Home Runs	8-7
Hit 1 Home Run	6-2
Hit 2+ Home Runs	1-0
Opponent 0 Home Runs	12-4
Opponent 1 Home Run	2-4
Opponent 2+ Home Runs	1-1
Made 0 Errors	2-3
Made 1 Error	8-3
Made 2+ Errors	5-3
Opponent 0 Errors	4-4
Opponent 1 Error	5-3
Opponent 2+ Errors	6-2
Out-hit Opponent	8-2
Out-hit by Opponent	6-6
Tied in Hits	1-1

SERIES-BY-SERIES BATTING

	W-L	AVG.	AB	R	H	2B	3B	HR	RBI	SLG%	BB	HBP	SO	OB%	SF	SH	SB-SBA
UCR	3-0	.250	96	17	24	3	0	1	14	.313	14	5	14	.368	2	4	0-0
Wagner	3-0	.264	91	20	24	7	0	2	20	.407	15	8	9	.409	1	1	2-3
WSU	1-2	.298	104	14	31	2	1	0	14	.337	9	3	26	.368	1	1	3-5
UTA	3-0	.314	102	20	32	8	0	2	19	.451	7	7	23	.383	4	3	1-3
at WKU	2-1	.240	100	21	24	2	3	3	20	.410	15	4	23	.350	4	2	4-5
at ASU																	
USA																	
at ULM																	
GSU																	
at ULL																	
Troy																	
UALR																	
at UTA																	

SERIES-BY-SERIES PITCHING

	ERA	W-L	IP	H	R	ER	BB	SO	2B	3B	HR	AVG	WP	HB	BK	SF	SH
UCR	2.89	3-0	28.0	29	12	9	8	34	7	1	1	.264	1	1	0	0	2
Wagner	3.00	3-0	27.0	28	13	9	13	29	5	1	0	.269	1	3	0	0	4
WSU	5.40	1-2	25.0	25	15	15	5	24	7	0	2	.253	2	2	1	1	0
UTA	2.48	3-0	29.0	26	11	8	9	28	2	0	3	.248	1	4	0	0	4
at WKU	3.81	2-1	26.0	24	13	11	9	18	5	0	0	.242	2	5	0	0	1
at ASU																	
USA																	
at ULM																	
GSU																	
at ULL																	
Troy																	
UALR																	
at UTA																	

MONTH-BY-MONTH BATTING

	W-L	AVG.	AB	R	H	2B	3B	HR	RBI	SLG%	BB	HBP	SO	OB%	SF	SH	SB-SBA
Feb.	7-2	.239	293	44	70	10	1	3	39	.311	40	14	59	.353	4	8	6-7
March	8-7	.248	496	79	123	17	5	8	75	.351	53	20	121	.338	11	8	10-16
April																	
May																	

MONTH-BY-MONTH PITCHING

	ERA	W-L	IP	H	R	ER	BB	SO	2B	3B	HR	AVG	WP	HB	BK	SF	SH
Feb.	2.76	7-2	84.2	75	34	26	24	81	12	1	3	.234	3	12	3	1	5
March	4.50	8-7	134.0	136	79	67	52	116	24	3	7	.266	14	17	2	6	17
April																	
May																	

HOME-AWAY-NEUTRAL BATTING

	W-L	AVG.	AB	R	H	2B	3B	HR	RBI	SLG%	BB	HBP	SO	OB%	SF	SH	SB-SBA
Home	12-4	.250	517	84	129	21	2	8	77	.344	63	27	107	.356	9	12	8-12
Away	3-5	.235	272	39	64	6	4	3	37	.320	30	7	73	.321	6	4	8-11
Neutral	--	--	--	--	--	--	--	--	--	--	--	--	--	--	--	--	--

HOME-AWAY-NEUTRAL PITCHING

	ERA	W-L	IP	H	R	ER	BB	SO	2B	3B	HR	AVG	WP	HB	BK	SF	SH
Home	3.50	12-4	149.0	141	76	58	55	147	20	4	7	.251	11	20	3	5	18
Away	4.52	3-5	69.2	70	37	35	21	50	16	0	3	.260	6	9	2	2	4
Neutral	--	--	--	--	--	--	--	--	--	--	--	--	--	--	--	--	--

DAY-NIGHT BATTING

	W-L	AVG.	AB	R	H	2B	3B	HR	RBI	SLG%	BB	HBP	SO	OB%	SF	SH	SB-SBA
Day	11-3	.271	473	85	128	18	5	7	78	.374	59	26	98	.375	10	12	14-20
Night	4-6	.206	316	38	65	9	1	4	36	.278	34	8	82	.295	5	4	2-3

DAY-NIGHT PITCHING

	ERA	W-L	IP	H	R	ER	BB	SO	2B	3B	HR	AVG	WP	HB	BK	SF	SH
Day	3.24	11-3	130.2	124	60	47	38	118	20	1	5	.249	5	20	3	2	7
Night	4.70	4-6	88.0	87	53	46	38	79	16	3	5	.261	12	9	2	5	15

A LOOK AHEAD...

MONDAY 3/31	TUESDAY 4/1	WEDNESDAY 4/2	THURSDAY 4/3	FRIDAY 4/4	SATURDAY 4/5	SUNDAY 4/6
OFF	UTSA 6:35 p.m. (TV-KBVO) Bobcat Ballpark San Marcos, Texas	PRACTICE	PRACTICE	South Alabama 6:30 p.m. Bobcat Ballpark San Marcos, Texas	South Alabama 3 p.m. Bobcat Ballpark San Marcos, Texas	South Alabama 1 p.m. Bobcat Ballpark San Marcos, Texas

2014 OVERALL STATISTICS

Record: 15-9 Home: 12-4 Away: 3-5 SBC: 5-1

Player	avg	gp-gs	ab	r	h	2b	3b	hr	rbi	tb	slg%	bb	hp	so	gdp	ob%	sf	sh	sb-att	po	a	e	fld%	
Studdard, Granger	.292	23-21	72	16	21	0	0	3	11	30	.417	9	6	14	1	.414	0	0	0-3	34	3	0	1.000	
Mattlage, Garrett	.281	24-24	89	15	25	3	1	1	21	33	.371	19	1	12	0	.405	2	2	6-7	35	69	8	.929	
Paiz, David	.273	23-22	88	9	24	5	0	0	13	29	.330	8	0	18	2	.320	4	1	0-0	7	46	3	.946	
Pearson, Tyler	.268	24-23	82	16	22	3	1	3	8	36	.439	11	6	26	2	.390	1	1	0-1	185	22	2	.990	
Targun, Colby	.247	22-22	77	10	19	3	1	0	8	24	.312	6	2	17	2	.310	2	1	1-1	39	2	0	1.000	
Hill, Tanner	.230	21-21	74	13	17	1	1	3	13	29	.392	10	3	16	1	.341	1	1	0-0	192	17	2	.991	

Smith, Matt	.314	17-15	51	12	16	3	1	0	7	21	.412	4	3	7	1	.383	2	1	1-1	18	34	7	.881	
O'Neal, Austin	.265	17-7	34	1	9	2	0	0	6	11	.324	2	1	11	0	.324	0	0	0-0	43	0	0	1.000	
Dorsey, Preston	.250	19-5	16	4	4	0	1	0	3	6	.375	1	1	1	0	.333	0	2	1-2	9	0	0	1.000	
Geisler, Cory	.242	10-9	33	4	8	1	0	0	6	9	.273	5	0	6	0	.342	0	0	1-1	20	7	2	.931	
Perkins, Cody	.231	11-4	13	3	3	0	0	0	4	3	.231	2	1	3	1	.353	1	1	1-1	4	8	0	1.000	
Lovejoy, Cody	.183	17-15	60	9	11	3	0	0	8	14	.233	4	3	18	2	.261	2	2	3-3	0	0	0	.000	
Sanchez, Matt	.179	19-12	39	5	7	0	0	0	1	7	.179	5	5	11	2	.347	0	1	1-2	35	1	1	.973	
McElroy, Ben	.176	20-8	34	4	6	3	0	1	5	12	.353	5	2	6	1	.317	0	0	0-0	6	0	0	1.000	
Bailey, Taylor	.059	11-6	17	2	1	0	0	0	0	1	.059	2	0	5	0	.158	0	3	1-1	8	17	1	.962	
Hicks, Trey	.000	6-2	9	0	0	0	0	0	0	0	.000	0	0	8	0	.000	0	0	0-0	2	9	1	.917	
Friess, Cameron	.000	1-0	1	0	0	0	0	0	0	0	.000	0	0	1	0	.000	0	0	0-0	0	0	0	.000	
Totals	.245	24	789	123	193	27	6	11	114	265	.336	93	34	180	15	.344	15	16	16-23	656	269	33	.966	
Opponents	.254	24	831	113	211	36	4	10	97	285	.343	76	29	197	12	.335	7	22	18-28	638	252	29	.968	

LOB - Team (186), Opp (196). DPs turned - Team (16), Opp (19). IBB - Team (3), Studdard, G. 2, Geisler, C. 1, Opp (1). Picked off - Sanchez, M. 2, Mattlage, G. 1.

(All games Sorted by Earned run avg)

Player	era	w-l	app	gs	cg	sho	sv	ip	h	r	er	bb	so	2b	3b	hr	b/avg	wp	hp	bk	sfa	sha
Williams, Austen	2.89	3-0	6	6	0	0/1	0	37.1	30	17	12	12	39	5	1	1	.219	1	1	0	0	4
Humpal, Lucas	3.49	2-0	6	6	1	1/0	0	38.2	39	17	15	10	36	7	0	1	.258	2	5	1	0	2
Black, Taylor	3.54	2-3	6	6	1	0/0	0	40.2	38	19	16	7	38	9	0	2	.247	3	3	0	1	2

Finnegan, Jack	0.00	0-0	1	0	0	0/0	0	1.0	2	1	0	0	0	0	0	0	.400	0	0	0	1	0
Geisler, Cory	1.35	2-0	11	0	0	0/0	0	20.0	12	4	3	7	16	0	0	0	.182	2	6	0	1	2
Boes, Andrew	3.00	0-0	3	0	0	0/0	0	3.0	2	1	1	2	4	0	0	1	.182	2	0	0	0	0
Lemke, Hunter	3.60	4-1	15	0	0	0/1	6	20.0	20	9	8	3	13	3	1	0	.256	0	2	1	0	2
Bein, Dylan	3.66	0-2	7	3	0	0/0	0	19.2	18	9	8	8	18	2	2	1	.254	3	2	2	2	4
Dellinger, Justin	4.82	0-0	8	0	0	0/0	1	9.1	9	5	5	5	14	0	0	2	.250	0	3	0	0	0
Goebel, Ross	5.40	2-0	9	0	0	0/1	0	6.2	5	6	4	4	4	1	0	1	.208	0	3	0	0	3
Davenport, Tyler	5.51	0-2	8	2	0	0/0	0	16.1	27	13	10	10	11	6	0	1	.370	1	1	1	1	1
Young, Chad	7.94	0-1	4	1	0	0/0	0	5.2	7	6	5	4	4	2	0	0	.318	3	2	0	1	2
Atwood, Quinn	54.00	0-0	2	0	0	0/0	0	0.1	1	2	2	2	0	1	0	0	.500	0	0	0	0	0
Renfro, Trevor	99.00	0-0	1	0	0	0/0	0	0.0	1	4	4	2	0	0	0	0	1.000	0	1	0	0	0
Totals	3.83	15-9	24	24	2	2/1	7	218.2	211	113	93	76	197	36	4	10	.254	17	29	5	7	22
Opponents	4.23	9-15	24	24	1	0/0	5	212.2	193	123	100	93	180	27	6	11	.245	17	34	4	15	16

PB - Team (6), Pearson, T. 5, Hill, T. 1, Opp (5). Pickoffs - Team (6), Pearson, T. 2, Humpal, L. 2, Williams, A. 1, Geisler, C. 1, Opp (3). SBA/ATT - Pearson, T. (18-26), Humpal, L. (7-9), Williams, A. (2-6), Black, T. (2-4), Young, C. (3-3), Geisler, C. (2-3), Bein, D. (2-2), Davenport, T (0-1).



TEXAS STATE 2014 TEXAS STATE GAME HIGHS

TEAM

		BATTING	
At bats:	40		vs Michigan (Feb 14, 2014)
	40		at Rice (Feb 18, 2014)
Runs scored:	13		at Western Kentucky (Mar 22, 2014)
Hits:	14		vs Michigan (Feb 14, 2014)
RBIs:	12		at Western Kentucky (Mar 22, 2014)
Doubles:	3		vs Wagner (Mar 1, 2014)
	3		vs UT Arlington (Mar 15, 2014)
	3		vs UT Arlington (Mar 16, 2014)
Triples:	2		at Western Kentucky (Mar 23, 2014)
Home runs:	3		at Western Kentucky (Mar 23, 2014)
Total bases:	23		at Western Kentucky (Mar 23, 2014)
Walks:	12		at Western Kentucky (Mar 22, 2014)
Strikeouts:	16		at Rice (Feb 18, 2014)
	16		vs Rice (Mar 18, 2014)
Sac hits:	2		vs Washington (Feb 15, 2014)
	2		vs UC Riverside (Feb 22, 2014)
	2		vs UT Arlington (Mar 15, 2014)
Sac flies:	2		(4 games)
Stolen bases:	4		vs A&M-Corpus Christi (Feb 25, 2014)
Hit by pitch:	5		vs UT Arlington (Mar 15, 2014)
Caught stealing:	2		at Washington State (Mar 8, 2014)
Runners LOB:	13		vs Michigan (Feb 14, 2014)
	13		vs UC Riverside (Feb 22, 2014)
Hit into DP:	3		vs Valparaiso (Mar 05, 2014)
		FIELDING	
Putouts:	33		vs UT Arlington (Mar 15, 2014)
Assists:	17		at Rice (Feb 18, 2014)
	17		at Western Kentucky (Mar 21, 2014)
Errors:	4		vs Michigan (Feb 14, 2014)
Passed balls:	1		(6 games)
DPs turned:	3		vs UC Riverside (Feb 23, 2014)
		PITCHING	
Innings pitched:	11.0		vs UT Arlington (Mar 15, 2014)
Runs allowed:	14		vs Rice (Mar 18, 2014)
Earned runs:	12		vs Rice (Mar 18, 2014)
Walks allowed:	10		vs Rice (Mar 18, 2014)
Strikeouts:	13		vs UC Riverside (Feb 21, 2014)
	13		vs UT Arlington (Mar 15, 2014)
Hits allowed:	15		vs UC Riverside (Feb 22, 2014)
Doubles allowed:	4		vs UC Riverside (Feb 23, 2014)
Triples allowed:	2		vs Texas (Mar 11, 2014)
Homers allowed:	2		vs Washington (Feb 15, 2014)
	2		vs UT Arlington (Mar 14, 2014)
Wild pitches:	4		vs Rice (Mar 18, 2014)
Hit batters:	4		vs A&M-Corpus Christi (Feb 25, 2014)
	4		vs Rice (Mar 18, 2014)

INDIVIDUAL

		BATTING	
At bats:	6		Studdard, Granger vs UT Arlington (Mar 15, 2014)
Runs scored:	4		Smith, Matt at Western Kentucky (Mar 22, 2014)
Hits:	3		(8 games)
RBIs:	7		Mattlage, Garrett at Western Kentucky (Mar 22, 2014)
Doubles:	1		(27 games)
Triples:	1		(6 games)
Home runs:	1		(11 games)
Total bases:	7		Hill, Tanner at Western Kentucky (Mar 23, 2014)
Walks:	3		Mattlage, Garrett vs UC Riverside (Feb 23, 2014)
	3		Smith, Matt at Western Kentucky (Mar 22, 2014)
Strikeouts:	4		Pearson, Tyler at Rice (Feb 18, 2014)
	4		Hill, Tanner at Washington State (Mar 7, 2014)
	4		Hicks, Trey vs Rice (Mar 18, 2014)
Sac hits:	1		(16 games)
Sac flies:	2		Paiz, David at Western Kentucky (Mar 22, 2014)
Stolen bases:	2		Mattlage, Garrett vs A&M-Corpus Christi (Feb 25, 2014)
	2		Lovejoy, Cody vs Wagner (Mar 1, 2014)
	2		Mattlage, Garrett at Washington State (Mar 8, 2014)
Hit by pitch:	2		Studdard, Granger vs UC Riverside (Feb 23, 2014)
	2		Sanchez, Matt vs A&M-Corpus Christi (Feb 25, 2014)
	2		Lovejoy, Cody vs UT Arlington (Mar 15, 2014)
Caught stealing:	1		(7 games)
Runners LOB:	5		(4 games)
		FIELDING	
Putouts:	15		Hill, Tanner at Western Kentucky (Mar 21, 2014)
Assists:	7		Mattlage, Garrett vs Wagner (Mar 1, 2014)
	7		Smith, Matt at Western Kentucky (Mar 21, 2014)
Errors:	2		Smith, Matt vs UC Riverside (Feb 23, 2014)
	2		Geisler, Cory vs Wagner (Mar 1, 2014)
Passed balls:	2		Mattlage, Garrett vs Valparaiso (Mar 05, 2014)
	1		(6 games)
		PITCHING	
Innings pitched:	9.0		Humpal, Lucas vs UC Riverside (Feb 21, 2014)
Runs allowed:	6		Humpal, Lucas vs Michigan (Feb 14, 2014)
	6		Williams, Austen vs Wagner (Mar 1, 2014)
Earned runs:	6		Humpal, Lucas at Washington State (Mar 7, 2014)
Walks allowed:	6		Humpal, Lucas at Washington State (Mar 7, 2014)
Strikeouts:	5		Williams, Austen vs UT Arlington (Mar 15, 2014)
	13		Humpal, Lucas vs UC Riverside (Feb 21, 2014)
Hits allowed:	11		Humpal, Lucas vs Michigan (Feb 14, 2014)
Doubles allowed:	3		Davenport, Tyler vs UC Riverside (Feb 23, 2014)
	3		Black, Taylor at Washington State (Mar 8, 2014)
Triples allowed:	2		Bein, Dylan vs Texas (Mar 11, 2014)
Homers allowed:	1		(10 games)
Wild pitches:	3		Young, Chad vs Valparaiso (Mar 05, 2014)
Hit batters:	2		(5 games)

BOBCAT BASEBALL 2014 GAME NOTES



2014 OPPONENT GAME HIGHS

OPPONENT TEAM

		BATTING	
At bats:	44		vs UC Riverside (Feb 22, 2014)
Runs scored:	14		vs Rice (Mar 18, 2014)
Hits:	15		vs UC Riverside (Feb 22, 2014)
RBIs:	10		vs Rice (Mar 18, 2014)
Doubles:	4		vs UC Riverside (Feb 23, 2014)
Triples:	2		vs Texas (Mar 11, 2014)
Home runs:	2		vs Washington (Feb 15, 2014)
	2		vs UT Arlington (Mar 14, 2014)
Total bases:	22		vs UC Riverside (Feb 22, 2014)
Walks:	10		vs Rice (Mar 18, 2014)
Strikeouts:	13		vs UC Riverside (Feb 21, 2014)
	13		vs UT Arlington (Mar 15, 2014)
Sac hits:	4		vs Valparaiso (Mar 05, 2014)
Sac flies:	2		vs Texas (Mar 11, 2014)
	2		vs Rice (Mar 18, 2014)
Stolen bases:	3		vs Michigan (Feb 14, 2014)
	3		vs Wagner (Feb 28, 2014)
	3		vs Rice (Mar 18, 2014)
Hit by pitch:	4		vs A&M-Corpus Christi (Feb 25, 2014)
	4		vs Rice (Mar 18, 2014)
Caught stealing:	1		(10 games)
Runners LOB:	14		vs UT Arlington (Mar 15, 2014)
Hit into DP:	3		vs UC Riverside (Feb 23, 2014)
		FIELDING	
Putouts:	33		at Rice (Feb 18, 2014)
Assists:	16		vs UT Arlington (Mar 15, 2014)
Errors:	4		vs Valparaiso (Mar 05, 2014)
Passed balls:	1		(5 games)
DPs turned:	3		vs Valparaiso (Mar 05, 2014)
		PITCHING	
Innings pitched:	11.0		at Rice (Feb 18, 2014)
Runs allowed:	13		at Western Kentucky (Mar 22, 2014)
Earned runs:	12		at Western Kentucky (Mar 22, 2014)
Walks allowed:	12		at Western Kentucky (Mar 22, 2014)
Strikeouts:	16		at Rice (Feb 18, 2014)
	16		vs Rice (Mar 18, 2014)
Hits allowed:	14		vs Michigan (Feb 14, 2014)
Doubles allowed:	3		vs Wagner (Mar 1, 2014)
	3		vs UT Arlington (Mar 15, 2014)
	3		vs UT Arlington (Mar 16, 2014)
Triples allowed:	2		at Western Kentucky (Mar 23, 2014)
Homers allowed:	3		at Western Kentucky (Mar 23, 2014)
Wild pitches:	3		vs UC Riverside (Feb 23, 2014)
Hit batters:	5		vs UT Arlington (Mar 15, 2014)

OPPONENT INDIVIDUAL

		BATTING	
At bats:	6		(4 games)
Runs scored:	4		Ewing vs Rice (Mar 18, 2014)
Hits:	4		Tellez vs UC Riverside (Feb 22, 2014)
	4		Stemp, T at Washington State (Mar 7, 2014)
	4		Clarkson, L at Western Kentucky (Mar 23, 2014)
RBIs:	3		Tanielu, N at Washington State (Mar 7, 2014)
	3		B. Johnson vs Texas (Mar 11, 2014)
	3		Reeves vs Rice (Mar 18, 2014)
Doubles:	2		FLYNN, Shaun vs Wagner (Mar 1, 2014)
Triples:	1		(4 games)
Home runs:	1		(10 games)
Total bases:	7		Vilter vs UC Riverside (Feb 22, 2014)
	7		Rosen, Y at Washington State (Mar 7, 2014)
Walks:	7		Tanielu, N at Washington State (Mar 8, 2014)
	3		MASCELLI, N. vs Wagner (Mar 1, 2014)
	3		Twitchell vs UT Arlington (Mar 15, 2014)
Strikeouts:	3		Ewing vs Rice (Mar 18, 2014)
	4		Chavez vs UC Riverside (Feb 22, 2014)
Sac hits:	2		Church, R. at Western Kentucky (Mar 23, 2014)
	2		EDWARDS, J vs Valparaiso (Mar 05, 2014)
Sac flies:	2		Miller vs UT Arlington (Mar 15, 2014)
	2		B. Johnson vs Texas (Mar 11, 2014)
Stolen bases:	2		Aquino vs Rice (Mar 18, 2014)
Hit by pitch:	3		Cook vs Rice (Mar 18, 2014)
Caught stealing:	1		(10 games)
Runners LOB:	5		Sibley vs UT Arlington (Mar 15, 2014)
	5		Byrd vs Rice (Mar 18, 2014)
		FIELDING	
Putouts:	16		Reeves at Rice (Feb 18, 2014)
Assists:	6		Hinojosa at Texas (Mar 25, 2014)
Errors:	2		MAHONEY, S vs Valparaiso (Mar 05, 2014)
	2		Clarkson, L. at Western Kentucky (Mar 23, 2014)
Passed balls:	1		(5 games)
		PITCHING	
Innings pitched:	9.0		Hageman, J. at Western Kentucky (Mar 21, 2014)
Runs allowed:	7		Amedee vs UT Arlington (Mar 14, 2014)
Earned runs:	7		Clay, A. at Western Kentucky (Mar 22, 2014)
Walks allowed:	4		(4 games)
Strikeouts:	12		C. Smith vs Rice (Mar 18, 2014)
Hits allowed:	9		Thompson vs UT Arlington (Mar 16, 2014)
Doubles allowed:	3		Vachon vs UT Arlington (Mar 15, 2014)
	3		Thompson vs UT Arlington (Mar 16, 2014)
Triples allowed:	2		Thompson, J. at Western Kentucky (Mar 23, 2014)
Homers allowed:	2		Pearson, B. at Western Kentucky (Mar 23, 2014)
Wild pitches:	2		Gonzales, A vs UC Riverside (Feb 23, 2014)
	2		FOREMAN, E vs Valparaiso (Mar 05, 2014)
	2		Monda, J at Washington State (Mar 7, 2014)
Hit batters:	4		Vachon vs UT Arlington (Mar 15, 2014)



TY HARRINGTON

5

HEAD COACH
15TH SEASON
TEXAS, 1989
492-359



Since taking over the baseball program in 2000, head coach Ty Harrington has built Texas State into an annual contender both regionally and on the national stage. The 2011 and 2009 Southland Conference Coach of the Year, Harrington has won at least 29 games while posting a winning record in conference play during each of his 14 seasons at the helm of the Bobcats. The winningest coach in Texas State baseball history, Harrington led the Bobcats to back-to-back-to-back Southland Conference championships (2009, 2010, 2011), three NCAA Regional Tournament appearances (2000, 2009, 2011) and a program record for most wins in a season in 2009 that the team again tied in 2011.

In his 15th season at Texas State, Harrington sports a 492-359 all-time record, including a 265-147 record during Conference play. He has helped produce 70 all-conference selections, and 32 of Harrington's players have been chosen in the Major League Baseball Draft.

The Bobcats had a tough start to 2013, but Harrington pulled the team together to finish strong en route to a second place finish in the conference. In a rare occurrence, the Bobcats won their final game of postseason play but due to an unusual round robin tournament in the Western Athletic Conference, Texas State's season came to a close.

Harrington's Bobcats did, however, beat regular season champion CSU Bakersfield along with tournament champion UTSA. The Bobcat pitching staff was so strong in 2013 that Texas State saw two contributors drafted in the Major League Baseball Draft. Starter Kyle Finnegan went in the sixth round to the Oakland Athletics while lefty reliever Donnie Hart went to the Baltimore Orioles in the 27th round after breaking a Texas State record for most appearances in a season with 41 and a team high 2.13 ERA. Hart did not give up a run until his 11th appearance and not an earned run until his 26th.

In 2012, The Bobcats began the season strong with a 14-6 record through the team's first 20 games, the second best 20-game start to a season since Harrington took over in 2000. The start helped catapult Texas State up to No. 20 in the Baseball America rankings, the highest since the program began in 1985, and No. 30 in the Collegiate Baseball poll.

Partially responsible for the strong start was the Bobcat pitching staff, which set program records and made a run at a longtime NCAA record. Texas State hurlers did not allow a run over 57 2/3 consecutive innings, a streak spanning seven games from Feb. 25 to March 6. The Bobcats set the team record for scoreless innings and consecutive shutouts (5) and came up just 6 1/3 innings shy of the NCAA record of 64 consecutive scoreless innings set in 1972 by Arizona State. The streak a win against No. 18 TCU, a series sweep of Notre Dame and a victory over No. 4 Rice.

The Bobcats' win over No. 4 Rice was one of six wins the team had against ranked opponents during the season. Texas State also defeated preseason No. 37-ranked Wichita State along with No. 18/No. 19 TCU twice and No. 16 Oregon twice.

Harrington led the Bobcats to a 41-23 record in 2011 as the team captured both Southland regular season and tournament crowns for the first time in program history. Harrington's squad tied the program record for wins in a season and qualified for the NCAA Regionals for the third time under his direction. Along the way, Harrington reached the 400-win mark with a 16-2 victory midway through the season against Northwestern State.

A Texas State-record five players were drafted from the Bobcats' 2011 squad, including Kyle Kubitz who went to the Atlanta Braves in the third round, the third highest selection in Texas State history.

Harrington led the Bobcats to a 38-22 record and 23-10 mark in the SLC in 2010 as the team captured its second consecutive conference regular season title. Carson Smith was named the SLC Pitcher of the Year and Newcomer of the Year while being one of six Bobcats to earned all-Southland Conference accolades.

In 2009, Harrington led the Bobcats to a 41-17 overall season, marking the most wins in a single-season for the baseball program at that time. Texas State finished 21-7 against Southland Conference opponents, en route to their first-ever SLC regular season championship. Harrington garnered the 2009 SLC Coach of the Year honors after the successful run as Texas State received an at-large bid to the NCAA Regional Championship Tournament. The first-ever at-large bid for the baseball program, the Bobcats earned the No. 2 seed in the region to compete in Austin with Texas, Army and Boston College.

Harrington not only produced a successful team, but the success of his individual players was unprecedented in 2009 as well. Kane Holbrooks, Paul Goldschmidt and Tyler Sibley became the first-ever all-Americans for the Texas State baseball program. Holbrooks and Goldschmidt earned three all-America honors, while Sibley was named to the Louisville Slugger Freshman All-American team. Seven Bobcats were named All-Southland Conference, as Goldschmidt was named Southland Conference Player of the Year, Hitter of the Year and Student-Athlete of the Year. Holbrooks was named the SLC Pitcher of the Year and Keith Prestridge earned SLC Newcomer of the Year honors.

In 2007, Harrington coached his squad to a 37-23 record, a then-best mark of his career. Texas State opened the season with an 8-3 win over Oklahoma and returned to Bobcat Field for a 3-2 upset of No. 1 Rice in front of a record crowd.

In 2006, Texas State defeated three teams that made appearances in the 2005 College World Series (Texas, Nebraska and Baylor), and Texas State's final victory of the season over Lamar marked Harrington's 200th win of his career. The win made Harrington one of just two coaches with 200-or-more wins as the Bobcats' skipper.



THE TY HARRINGTON FILE

COACHING EXPERIENCE

1988-91	Texas	Student/Graduate Assistant
1992-94	Arkansas State	Assistant Coach
1995-98	Northeast Texas CC	Head Coach
1999	Blinn JC	Head Coach
2000-	Texas State	Head Coach

COLLEGIATE HEAD COACHING RECORD

2000-present	Texas State	492-359
--------------	-------------	---------

COACHING NOTES

- Winningest Head Coach In TXST History
- Had 35 Players Selected In MLB Draft
- Only TXST Coach To Win SLC Coach Of The Year Twice
- Earned Victory 400 In 2011

COACHING HONORS

2009	Southland Conference Coach of the Year
2011	Southland Conference Coach of the Year

REGULAR SEASON TEAM CHAMPIONSHIPS

2009	Southland Conference (41-17, 24-7 SLC)
2010	Southland Conference (38-22, 23-10 SLC)
2011	Southland Conference (41-23, 24-9 SLC)

TOURNAMENT TEAM CHAMPIONSHIPS

2000	Southland Conference (34-29, 16-11 SLC)
2011	Southland Conference (41-23, 24-9 SLC)

MILESTONE VICTORIES

WIN	OPPONENT	DATE
1	Lubbock Christian	2/2/2000
100	Nicholls State	4/27/2002
200	Lamar	5/20/2005
300	Texas A&M-Corpus Christi	2/27/2009
400	Northwestern State	4/23/2011

Harrington reached the milestone in his sixth season, one year sooner than former Texas State head coach Steve Prentice who earned his 200th victory in the fifth game of his seventh season as Bobcats' coach.

In 2004, Texas State defeated No. 16 Texas A&M during the regular season and played 14 games against ranked opponents, finishing with a 32-26 overall mark and a 16-10 record in the Southland Conference.

The 2003 campaign was a successful one, as the Bobcats finished second overall in the league standings, just one game behind regular season champion Lamar. Texas State posted a 30-28 overall record and a 19-7 Southland Conference mark as the team earned wins over defending national champion Texas and preseason top-25 selection, Baylor.

In 2002, Harrington led the Bobcats to a 36-24 record, the second most wins at the time posted in a season by a Texas State baseball team in 17 years. His club collected 10 wins against nationally-ranked teams, including a 2-0 shutout in Austin against the eventual national champion Texas Longhorns.

Prior to taking command of Texas State's baseball program, Harrington served as the head coach at Blinn Junior College in Brenham, Texas in 1999. In his one season with the Buccaneers, Harrington guided them to a 36-22 record and advanced to the Region XIV NJCAA Championship.

From 1995-98, Harrington served as the head coach at Northeast Texas Community College in Mount Pleasant, Texas.

In his first season, the Eagles finished with a 37-12 record, and in 1996, Harrington led the team to a 48-18 overall record while capturing the NJCAA National Championship. Along with the championship title, Harrington received NJCAA Coach of the Year honors.

In his four years at the helm of the Northeast Texas CC program, Harrington recorded a .705 winning percentage, winning 165 of 234 games. While at NTCC, Harrington also assisted in the development of an academic accountability system that resulted in a team grade point average higher than 3.00 for three consecutive years.

Harrington began his coaching career at the University of Texas, where he served as a student coach and graduate assistant coach from 1988-1991. He then moved to Jonesboro, Arkansas as an assistant coach at Arkansas State. Harrington helped the Indians establish several school records, including most wins in a single season. In 1994, Arkansas State won the

HARRINGTON YEAR-BY-YEAR RECORD

SEASON	OVERALL	PCT	CONF	PCT	CONFERENCE/SEASON FINISH
2000	34-29	.540	16-11	.593	3rd, NCAA Regionals
2001	36-22	.621	15-11	.577	4th, SLC Tournament
2002	36-24	.600	14-13	.519	6th, SLC Tournament
2003	30-28	.517	19-7	.731	2nd, SLC Tournament
2004	32-26	.552	16-10	.615	3rd, SLC Tournament
2005	32-26	.552	15-12	.556	3rd, SLC Tournament
2006	29-30	.492	20-10	.667	3rd, SLC Tournament
2007	37-23	.617	20-10	.667	2nd (West Division), SLC Tournament
2008	30-27	.526	19-11	.633	2nd (West Division), SLC Tournament
2009	41-17	.707	24-7	.774	1st, NCAA Regionals
2010	38-22	.633	23-10	.697	1st, SLC Tournament
2011	41-23	.641	24-9	.727	1st, NCAA Regionals
2012	32-24	.571	19-14	.576	3rd, SLC Tournament
2013	29-29	.500	16-11	.593	2nd, WAC Tournament
2014	15-9	.625	5-1	1.000	--
TOTALS	492-359	.578	265-147	.643	(15TH SEASON)

ALL-TIME COACHING RECORDS

COACH	OVERALL RECORD	CONFERENCE RECORD
TY HARRINGTON (2000-PRESENT)	492-359	265-147
Howard Bushong (1994-99)	181-172	85-72
Steve Prentice (1987-93)	222-157-3	61-68
Jay Jeffrey (1985-86)	60-52	20-18
TOTAL	955-740-3	429-305

Sun Belt Conference Championship and made an appearance in the NCAA Regional Tournament.

During his playing days, Harrington was a two-year letterman at the University of Texas where he played in the Longhorn infield under collegiate coaching legend Cliff Gustafson. Harrington was a member of Texas teams that advanced to the College World Series in Omaha, Nebraska in 1984, 1985 and 1987. He also served as team captain on the 1987 Longhorn squad.

Harrington is married to the former Leila Baggett. The couple resides in San Marcos with their three daughters: Melaine, Emma and Alle.





JEREMY FIKAC

28

ASSISTANT COACH / RECRUITING COORDINATOR
7TH SEASON
TEXAS STATE, 1998



Jeremy Fikac will begin his seventh season as an assistant coach for the Bobcats in 2014. Last season, Fikac was promoted to recruiting coordinator and pitching coach after another move up in the fall of 2008 from his volunteer assistant position.

In his first five years, Fikac worked with the team's hitters along with handling scheduling duties and assisting recruiting but in 2013 he took over as pitching coach. The move made sense as Fikac is a former major league pitcher. Still, his offensive guidance only helped Texas State.

Under Fikac's tutelage, the Bobcats put together several outstanding offensive seasons. In 2009, 12 batters hit higher than .300, while Paul Goldschmidt earned all-America honors in addition to being named the Southland Conference Hitter of the Year for the second straight season. In 2010, eight Bobcats hit above .300 and five position players were named to all-Southland Conference teams. Last season, Fikac mentored Casey Kalenkosky who broke the Texas State single-season record for home runs with 21 and also earned all-American status.

In 2013, as pitching coach Fikac spearheaded a pitching staff that saw not one but two Bobcats drafted in the Major League Baseball Draft. Starter Kyle Finnegan went in the sixth round to the Oakland Athletics, marking the fifth consecutive season in which a Bobcat has been selected within the first 10 rounds of the draft.

After Finnegan, Donnie Hart was drafted by the Baltimore Orioles in the 27th round. The sidearm lefty broke a record for most appearances in a season at Texas State with 41, finishing with a 2.13 ERA. Hart did not give up a run until his 11th appearance and that was unearned. He did not allow an earned run until his 26th appearance of the season.

The Bobcat pitching staff finished with a team ERA of 4.33 led by Hart (2.13),

Hunter Lemke (2.28) and Collegiate Baseball Louisville Slugger Freshman All-American Lucas Humpal (3.30).

Humpal, just a freshman, led all starters in wins, finishing with a 5-2 record, and ERA. Under Fikac's tutelage, the freshman earned his Freshman All-American nod from Collegiate Baseball along with a spot on the All-Western Athletic Conference Team.

Lemke also made the All-WAC team as one of the top closers in the conference. Lemke, a junior at the time, led the team with eight saves, the second most ever for a Texas State reliever.

Prior to joining the Bobcat baseball staff, Fikac spent seven years in the professional circuit as a pitcher, playing for the San Diego Padres, the Oakland A's and the Montreal Expos.

The Shiner, Texas, native was drafted in 1998 after playing for former Texas State head coach Howard Bushong and made his major league debut on August 16, 2001, against the New York Mets. Fikac earned his first win that day, fanning Benny Agbayni, Vance Wilson and Jay Payton in the effort.

Fikac, a former player at Texas State, is still listed in the Bobcat record books for career home runs and stolen bases. In addition, his 83 strikeouts on the mound in 1998 rank 14th all-time at Texas State for a single season.

As a Bobcat player, Fikac was named the MVP of the 1997 Southland Conference Tournament after leading Texas State to its first-ever SLC Tournament championship and a berth in the NCAA Tournament. Fikac was the starting pitcher in the team's opening regional contest, helping lead the Bobcats to a 7-6 win over Texas Tech after tossing 9 1/3 innings of the 11-inning game.

Following his career in the major leagues, Fikac returned to Texas State and earned his degree in exercise and sport science.

He currently resides in Austin, Texas.



MIKE SILVA

39

ASSISTANT COACH
2ND SEASON
BELLEVUE, 2006



Mike Silva joined the Bobcats in 2013 with four years of head coaching experience at the junior college level. In his first season at Texas State, Silva worked primarily with the team's position players.

In Silva's first season, the Bobcats were slow to adjust to his philosophies but came around before the end. In non-conference play, Texas State only hit .256, but once the team caught on to Silva, the average took a jump. Texas State hit .312 in conference play. Silva led three starters to .300+ seasons and three Bobcat hitters were named All-WAC selections.

Before Texas State, Silva was the head coach at Galveston College for the 2012 season when he led the team to its first regional tournament in five years and first season above .500 in 13 years. His squad was ranked as high as 11th nationally during the season and finished with the ninth-best team grade point average in the country.

Prior to Galveston, Silva spent three seasons at Clarendon College as the team's head coach. His teams won 111 games during his three-year stint, making Silva the winningest coach in the program's history. His 2010 team achieved the second highest ranking in school history (15) when he also produced the school's second All-American, a Rawlings Big Stick Award winner

and the conference player of the year.

Silva, a native of Hull, Mass., was an assistant coach at Clarendon in 2008 when the team won 40 games – the second most in school history – and advanced to the regional championship. It marked the second assistant coaching stint for Silva with Clarendon after he also served as an assistant from 2003-05.

Silva also spent one season at Bethany College where he helped the team win 40 games and achieve a ranking of 18th in the NAIA national polls.

Before his coaching days, Silva played at Northwestern Oklahoma State University where he led the team to three straight regional tournaments. He helped the team to a 49-win season in 2001 and the team's highest national ranking in school history (11th). Individually, Silva finished 19th in the nation in batting average in 2001 with a .426 mark. He then played two seasons of independent baseball before moving into coaching. While playing professionally, Silva was recognized as an all star for a strong rookie season in the Southeastern Professional Baseball League.

Silva earned his bachelor's degree in leadership from Bellevue University in Nebraska before receiving his master's degree in education from East Central University in Oklahoma. He is married to the former Reagan Page.

**INDIVIDUAL CAREER BATTING RECORDS****GAMES**

1.	219	Tyler Sibley	2009-12
2.	213	Bret Atwood	2008-11
3.	210	Andrew Stumph	2010-13
4.	204	Laurnd Randell	2007-10
5.	193	Evan Tierce	2001-04
6.	178	Dominic Ramos	2002-05
7.	174	Thomas Field	2006-08
8.	172	Elliott Babcock	2005-08
9.	169	Louie Carmona	1998-01
	169	Rex Robinson	1985-88
11.	166	Kyle Kubitzza	2009-11
	166	Chris Seaman	1997-00
13.	165	Jeff McVaney	2009-12
14.	162	Bryan Anderson	1998-00
15.	161	Wade Haynes	1985-87

AT BATS

1.	879	Tyler Sibley	2009-12
2.	783	Bret Atwood	2008-11
3.	772	Andrew Stumph	2010-13
4.	739	Evan Tierce	2001-04
5.	712	Laurnd Randell	2007-10
6.	663	Thomas Field	2006-08
7.	637	Jeff McVaney	2009-12
8.	600	Dominic Ramos	2002-05
9.	590	Paul Goldschmidt	2007-09
10.	555	Kyle Kubitzza	2009-11
11.	543	Adam Witek	2006-09
12.	531	Elliott Babcock	2005-08
13.	517	Chris Seaman	1997-00
14.	510	Rey Arredondo	1995-97
15.	507	Bryan Anderson	1998-00

BATTING AVERAGE

(min. 300 at-bats)

1.	.405	Darwin Pennye	1987-88
2.	.361	Gary Herrmann	1991-92
3.	.353	Paul Goldschmidt	2007-09
4.	.352	Jacob Spencer	2002-03
5.	.351	David Wood	2006-07
6.	.348	Kyle Livingstone	2009-10
7.	.345	Anthony Dominguez	1998-99
8.	.339	Terrence Moore	1998-00
9.	.334	Jeff McVaney	2009-12
10.	.331	Matt Schnabel	1996-97
	.331	Bret Atwood	2008-11
12.	.328	Ben Theriot	2007-09
13.	.326	Kyle Kubitzza	2009-11
14.	.325	Evan Tierce	2001-04
15.	.321	Tyler Sibley	2009-12

HITS

1.	282	Tyler Sibley	2009-12
2.	259	Bret Atwood	2008-11
3.	246	Evan Tierce	2001-04
4.	223	Laurnd Randell	2007-10
5.	219	Andrew Stumph	2010-13
6.	213	Jeff McVaney	2009-12
7.	208	Paul Goldschmidt	2007-09
8.	190	Thomas Field	2006-08
9.	181	Kyle Kubitzza	2009-11
10.	172	Jacob Spencer	2002-03
11.	170	Dominic Ramos	2002-05
12.	168	Darwin Pennye	1987-88
13.	166	Chris Seaman	1997-00
14.	165	Adam Witek	2007-09
15.	156	David Wood	2006-07

RUNS SCORED

1.	219	Tyler Sibley	2009-12
2.	171	Bret Atwood	2008-11
3.	169	Laurnd Randell	2007-10
4.	168	Thomas Field	2006-08
5.	148	Paul Goldschmidt	2007-09
6.	145	Jeff McVaney	2009-12
	145	Evan Tierce	2001-04
7.	142	Kyle Kubitzza	2009-11
9.	129	Dominic Ramos	2002-05
10.	126	Rex Robinson	1985-88
11.	113	Darwin Pennye	1987-88
12.	110	Jason Washington	2000-02
	110	Wade Haynes	1985-87
14.	103	Collin Wissen	1996-97
15.	102	Matt Schnabel	1996-97

RUNS BATTED IN

1.	179	Paul Goldschmidt	2007-09
2.	145	Kyle Kubitzza	2009-11
	145	Andrew Stumph	2010-13
4.	140	Rex Robinson	1985-88
5.	139	Jeff McVaney	2009-12
6.	125	Alby Carvajal	1988-90
7.	120	Evan Tierce	2001-04
8.	116	David Wood	2006-07
9.	113	Gary Herrmann	1991-92
10.	112	Tyler Sibley	2009-12
11.	110	Casey Kalenkosky	2011-12
12.	107	Laurnd Randell	2007-10
13.	105	Mark Younk	2001-02
14.	104	Wade Haynes	1985-87
	104	Jason Martinson	2008-10

TOTAL BASES

1.	407	Tyler Sibley	2009-12
2.	369	Paul Goldschmidt	2007-09
3.	361	Jeff McVaney	2009-12
4.	335	Evan Tierce	2001-04
5.	331	Lauren Randell	2007-10
6.	315	Kyle Kubitzza	2009-11
7.	306	Andrew Stumph	2010-13
8.	303	Bret Atwood	2008-11
9.	298	Thomas Field	2006-08
10.	271	Rex Robinson	1986-88
11.	262	Jacob Spencer	2002-03
12.	261	Casey Kalenkosky	2011-12
13.	257	David Wood	2006-07
14.	256	Darwin Pennye	1987-88
15.	236	Dominic Ramos	2002-05

DOUBLES

1.	51	Tyler Sibley	2009-12
2.	48	Jeff McVaney	2009-12
3.	45	Paul Goldschmidt	2007-09
4.	43	Evan Tierce	2001-04
5.	39	Laurnd Randell	2007-10
6.	36	Thomas Field	2006-08
	36	Andrew Stumph	2010-13
8.	35	Ignacio Suarez	2002-03
9.	34	David Wood	2006-07
	34	Mark Cooper	2003-04
11.	33	Kyle Kubitzza	2009-11
	33	Jason Martinson	2008-10
13.	32	Matt Schnabel	1996-97
	32	Joel Bomersbach	1995-97
15.	31	Kyle Anson	2004-05
	31	Rex Robinson	1985-88

TRIPLES

1.	11	Evan Tierce	2001-04
	11	Terrence Moore	1998-00
3.	10	Tyler Sibley	2009-12
	10	Kyle Kubitzza	2009-11
	10	Thomas Field	2006-08
	10	Dominic Ramos	2002-05
	10	Joel Bomersbach	1995-97
8.	9	Laurnd Randell	2007-10
	9	John Tompkins	1998-99
10.	8	Darwin Pennye	1987-88
	8	Rex Robinson	1985-88
	8	David Hamilton	1986-87
13.	7	Bret Atwood	2008-11
	7	Collin Wissen	1996-97
	7	Rey Arredondo	1995-97
	7	Wade Haynes	1985-88

HOME RUNS

1.	36	Paul Goldschmidt	2007-09
2.	31	Casey Kalenkosky	2011-12
3.	30	Jeff McVaney	2009-12
4.	27	Kyle Kubitzza	2009-11
5.	25	Gary Herrmann	1991-92
	25	Rex Robinson	1985-88
7.	23	Mark Younk	2001-02
8.	22	Luke Cannon	2005-06
9.	21	David Wood	2006-07
10.	20	Anthony Dominguez	1998-99
11.	18	Tyler Sibley	2009-12
	18	Marc Coles	2002-03
	18	Chad Spear	1996-97
14.	17	Laurnd Randell	2007-10
	17	Thomas Field	2006-08
	17	Jacob Spencer	2002-03
	17	Jeremy Fikac	1997-98

STOLEN BASES

1.	57	Tyler Sibley	2009-12
2.	49	Bret Atwood	2008-11
3.	48	Adam Witek	2006-09
4.	46	Jack Wickersham	1996-98
5.	40	Dominic Ramos	2002-05
6.	39	Laurnd Randell	2007-10
	39	Thomas Field	2006-08
8.	38	Evan Tierce	2001-04
	38	Jason Washington	1999-02
10.	33	Leron Rogers	1992-93
11.	30	Darwin Pennye	1987-88
	30	Morgan Mickan	2011-13
	30	Kevin Sah	2012-13
14.	29	Kyle Kubitzza	2009-11
	29	Jeff McVaney	2009-12
15.	28	Collin Wissen	1996-97

WALKS

1.	125	Kyle Kubitzza	2009-11
2.	115	Tyler Sibley	2009-12
3.	110	Paul Goldschmidt	2007-09
	110	Wade Haynes	1985-87
5.	103	Rex Robinson	1985-88
6.	92	Greg Kero	1989-90
7.	86	Thomas Field	2006-08
8.	78	Matt Schnabel	1996-97
9.	73	Dominic Ramos	2002-05
	73	Alby Carvajal	1988-90
11.	72	Laurnd Randell	2007-10
	72	John David Janek	1999-00
	72	Monte Hale	1985-87

**INDIVIDUAL SINGLE SEASON BATTING RECORDS****AT BATS**

1.	261	Collin Wissen	1997
2.	258	Jacob Spencer	2002
3.	257	Ignacio Suarez	2003
4.	256	Tyler Sibley	2011
5.	255	David Wood	2007
6.	254	Bret Atwood	2010
7.	251	Evan Tierce	2004
8.	247	Dominic Ramos	2005
9.	245	Casey Kalenkosky	2011
10.	244	Kyle Livingstone	2010

BATTING AVERAGE

(min. 150 at-bats)

1.	.412	Darwin Pennye	1987
2.	.406	Spenser Dennis	2009
3.	.399	Chris Seaman	1999
4.	.398	Darwin Pennye	1988
5.	.387	Matt Miller	2004
6.	.380	David Wood	2007
7.	.377	Lance Williams	2001
8.	.376	Keith Prestridge	2009
9.	.371	Collin Wissen	1996
	.371	Gery Herrmann	1991

HITS

1.	97	David Wood	2007
2.	94	Jacob Spencer	2002
3.	92	Matt Miller	2004
4.	90	Kyle Livingstone	2010
5.	88	Bret Atwood	2010
6.	87	Tyler Sibley	2011
	87	Anthony Dominguez	1999
8.	86	Bret Atwood	2009
	86	Evan Tierce	2004
10.	84	Tyler Sibley	2009
	84	Lance Williams	2001

RUNS SCORED

1.	77	Tyler Sibley	2009
2.	72	Paul Goldschmidt	2009
3.	66	Thomas Field	2008
4.	62	Tyler Sibley	2011
5.	61	Thomas Field	2007
	61	Matt Schnabel	1997
7.	60	Kyle Kubitzka	2010
8.	59	Casey Kalenkosky	2011
	59	Kyle Kubitzka	2011
	59	Paul Goldschmidt	2008
	59	Bret Atwood	2009

RUNS BATTED IN

1.	88	Paul Goldschmidt	2009
2.	77	David Wood	2007
3.	69	Casey Kalenkosky	2011
	69	Paul Goldschmidt	2008
5.	66	Kyle Kubitzka	2011
6.	65	Luke Cannon	2006
	65	Pancho Hedfelt	1985
8.	64	John Tompkins	1999
9.	63	Kyle Livingstone	2010
10.	60	Marc Coles	2002

TOTAL BASES

1.	161	David Wood	2007
2.	160	Casey Kalenkosky	2011
3.	157	Paul Goldschmidt	2008
	157	Jacob Spencer	2002
5.	154	Paul Goldschmidt	2009
6.	143	Luke Cannon	2006
7.	142	Anthony Dominguez	1999
8.	139	Kyle Livingstone	2010
	139	Thomas Field	2008
9.	138	Kyle Kubitzka	2010
	138	Matt Miller	2004

DOUBLES

1.	21	Jeff McVaney	2012
	21	Paul Goldschmidt	2009
	21	Ignacio Suarez	2003
3.	20	Kyle Kubitzka	2010
	20	Paul Goldschmidt	2008
	20	David Wood	2007
6.	19	Jason Martinson	2010
	19	Kyle Anson	2004
10.	18	Matt Miller	2004
	18	Mark Cooper	2003
	18	Jacob Spencer	2002
	18	Matt Schnabel	1996

TRIPLES

1.	7	Kyle Kubitzka	2011
	7	Thomas Field	2008
	7	Terrence Moore	1999
	7	John Tompkins	1999
	7	Mike Frost	1989
5.	6	Luke Cannon	2006
	6	Collin Wissen	1996
	6	David Hamilton	1986
8.	5	Bret Atwood	2009
	5	Dominic Ramos	2005
	5	Dominic Ramos	2004
	5	Joel Bomersback	1995
	5	Kragen Hawkins	1991
	5	Darwin Pennye	1987
	5	Wade Haynes	1986

HOME RUNS

1.	21	Casey Kalenkosky	2011
2.	18	Paul Goldschmidt	2009
	18	Luke Cannon	2006
4.	17	Paul Goldschmidt	2008
	17	Gary Herrmann	1992
6.	16	Pancho Hedfelt	1985
7.	15	Josh Newland	2001
8.	14	David Wood	2007
9.	13	Jacob Spencer	2002
	13	Rex Robinson	1988

STOLEN BASES

1.	31	Jack Wickersham	1998
2.	26	Kevin Sah	2013
3.	24	Adam Witek	2007
4.	21	Bret Atwood	2011
5.	20	Tyler Sibley	2011
	20	Leron Rogers	1992
	20	Evan Tierce	2004
	20	Larry Swanzy	1985
9.	19	Dominic Ramos	2005
	19	Ignacio Suarez	2003
	19	Rodney Snyder	1989

WALKS

1.	55	Paul Goldschmidt	2009
2.	54	Kyle Kubitzka	2011
3.	52	Greg Kero	1990
4.	44	Rocky Padilla	1994
5.	43	John David Janek	2000
	43	Wade Haynes	1987
7.	42	Mark Younk	2001
	42	Matt Schnabel	1997
	42	Matt Davis	1991
	42	Rex Robinson	1987

INDIVIDUAL PITCHING RECORDS

CAREER RECORDS
APPEARANCES

1.	83	Jason Baca	2004-07
	83	HUNTER LEMKE	2011-
3.	77	Michael Gultz	2001-04
4.	70	Dickie Gonzalez	1999-02
5.	67	Paul Schappert	2001-04
	67	Mitchell Pitts	2009-13
7.	66	Corey Ehlers	1994-97
8.	64	Jeff McVaney	2009-12
9.	60	Fielding Pittman	2010-11
	60	Bobby Sawicki	2001-05
	60	Donnie Hart	2011-13

WINS

1.	26	Corey Ehlers	1994-97
	26	Darren Dreyer	1990-92
3.	24	Kenny Reese	1986-89
4.	23	Bobby Sawicki	2001-05
5.	20	Paul Schappert	2001-04
	20	William Brunson	1991-92
7.	19	Carson Smith	2010-11
	19	Mike Hart	2006-08
	19	Blake Williams	1998-00
10.	17	Zach Tritz	2008-09
	17	Jacob Casanova	1999-02
	17	Jason Divin	1996-97

INNINGS PITCHED

1.	360.1	Corey Ehlers	1994-97
2.	329.1	Bobby Sawicki	2001-05
3.	312.1	Paul Schappert	2001-04
4.	281.1	Blake Williams	1998-00
5.	270.0	Darren Dreyer	1990-92
6.	239.0	Mitchell Pitts	2009-13
7.	233.2	Kenny Reese	1986-89
8.	218.0	Carson Smith	2010-11
9.	202.1	Jacob Casanova	1999-02
10.	198.2	Jason Divin	1996-97

EARNED RUN AVERAGE

(min. 100 innings pitched)

1.	2.21	Justin Fiske	2006-07
2.	2.47	HUNTER LEMKE	2011-
3.	2.52	Carson Smith	2010-11
4.	2.73	Darren Dreyer	1990-92
5.	2.84	Jason Baca	2004-07
6.	2.99	Brandon Hankins	2002-03
7.	3.09	Tom Robbins	2003-04
8.	3.38	Mike Hart	2006-07
9.	3.59	Scott Moore	2005-06
10.	3.62	Colton Turner	2010-12

STRIKEOUTS

1.	241	Bobby Sawicki	2001-05
2.	233	Darren Dreyer	1990-92
3.	227	Mike Hart	2006-08
4.	223	Carson Smith	2010-11
5.	206	Corey Ehlers	1994-97
6.	203	Blake Williams	1998-00
7.	191	William Brunson	1991-92
8.	188	Scott Moore	2005-06
9.	183	Travis Ballew	2010-12
10.	181	Justin Fiske	2006-07
	181	Paul Schappert	2001-04

COMPLETE GAMES

1.	28	Darren Dreyer	1990-92
2.	17	Jason Divin	1996-97
3.	15	Pete Dressen	1985-86
4.	14	Corey Ehlers	1994-97
	14	William Brunson	1991-92
6.	13	Blake Williams	1998-00
7.	12	Bobby Sawicki	2001-05
8.	10	Glenn Jacobs	1990-91
	10	Tony Valle	1987-89
	10	Kenny Reese	1986-89

SHUTOUTS

1.	7	Darren Dreyer	1990-92
	7	Corey Ehlers	1994-97
3.	3	Carson Smith	2010-11
	3	Tom Robbins	2003-04
	3	Blake Williams	1998-00
5.	2	Travis Ballew	2010-12
	2	Justin Fiske	2006-07
	2	Jeremy Fikac	1997-98
	2	Steven Smith	1995-96
	2	Kevin Kirkpatrick	1993-96
	2	Adam Hillman	1993
	2	Jack Ford	1992
	2	William Brunson	1991-92

SAVES

1.	15	Jeff McVaney	2009-12
2.	14	HUNTER LEMKE	2011-
3.	10	Cory Covert	2001-03
	10	Garrett Sherrill	1999-00
5.	8	Stephen Smith	1995-96
6.	7	Joseph Dvorsky	2010-11
	7	Justin Fiske	2006-07
	7	Chad Massengale	2000-01
	7	Darren Dreyer	1990-92
	7	Glenn Serviente	1987-89

SINGLE SEASON
APPEARANCES

1.	41	Donnie Hart	2013
2.	35	HUNTER LEMKE	2013
3.	34	Tyler Brundridge	2009
4.	32	Justin Fiske	2006
	32	Chad Massengale	2000
6.	31	Fielding Pittman	2011
7.	30	Garret Carruth	2010
	30	Jason Baca	2007
	30	Eric Weaver	2007
10.	28	Chris Hill	2005
	28	Garrett Sherrill	1999

WINS

1.	12	William Brunson	1992
2.	11	Travis Ballew	2012
	11	Bobby Sawicki	2002
	11	Blake Williams	2000
5.	10	Carson Smith	2010
	10	Kane Holbrooks	2009
	10	Scott Moore	2006
	10	Jason Divin	1996
	10	Darren Dreyer	1990
10.	9	Carson Smith	2011
	9	Zach Tritz	2008
	9	Justin Fiske	2007
	9	Scott Linebrink	1997

INNINGS PITCHED

1.	129.2	Blake Williams	2000
2.	118.1	Bobby Sawicki	2002
3.	113.1	Carson Smith	2011
	113.1	Tom Robbins	2004
5.	111.2	Justin Fiske	2007
6.	111.1	Corey Ehlers	1997
	111.1	Scott Linebrink	1997
8.	110.2	Paul Schappert	2003
9.	108.1	William Brunson	1992
	108.1	Darren Dreyer	1990

EARNED RUN AVERAGE

(min. 50 innings pitched)

1.	1.99	Carson Smith	2011
2.	2.01	Justin Fiske	2007
3.	2.07	Darren Dreyer	1991
4.	2.10	Brandon Hankins	2003
5.	2.46	Colton Turner	2012
6.	2.51	Darren Dreyer	1992
7.	2.56	Justin Fiske	2006
8.	2.70	Tom Robbins	2003
9.	2.73	Travis Ballew	2012
10.	2.77	Kenny Reese	1987

STRIKEOUTS

1.	129	Carson Smith	2011
2.	127	Blake Williams	2000
3.	124	Bobby Sawicki	2002
4.	119	Travis Ballew	2012
5.	118	Scott Moore	2006
6.	110	Justin Fiske	2007
7.	102	Scott Linebrink	1997
	102	William Brunson	1992
9.	101	Darren Dreyer	1990
10.	96	Jack Ford	1992

COMPLETE GAMES

1.	11	Darren Dreyer	1990
2.	10	Blake Williams	2000
	10	Jason Divin	1996
	10	Pete Dressen	1986
	10	Sean Snedeker	1985
6.	9	Darren Dreyer	1992
7.	8	William Brunson	1992
8.	7	Bobby Sawicki	2002
	7	Jason Divin	1997
	7	Tony Valle	1989

SHUTOUTS

1.	3	Carson Smith	2010
	3	Tom Robbins	2004
	3	Blake Williams	2000
	3	Corey Ehlers	1997
5.	2	Travis Ballew	2012
	2	Justin Fiske	2007
	2	Stephen Smith	1995
	2	Corey Ehlers	1994
	2	Kevin Kirkpatrick	1994
	2	Adam Hillman	1993
	2	Darren Dreyer	1992
	2	Jack Ford	1992
	2	Darren Dreyer	1990

SAVES

1.	9	Jeff McVaney	2011
2.	8	Stephen Smith	1996
	8	HUNTER LEMKE	2013
4.	7	Joseph Dvorsky	2011
	7	Justin Fiske	2006
	7	Glenn Serviente	1989
7.	6	Jeff McVaney	2012
	6	Michael Russo	2009
	6	Cory Covert	2001
	6	Garrett Sherrill	2000
	6	HUNTER LEMKE	2014

SINGLE GAME RECORDS

SEASON TEAM RECORDS

AT-BATS

TEAM: 57	vs. Dallas Baptist (5/16/13)
INDIV: 8	John Tompkins vs. San Diego St. (2/27/99)
	Cassidy Dresch vs. Northwestern St. (4/9/06)
	Spenser Dennis vs. Prairie View A&M (3/24/09)
	Laurin Randell vs. Prairie View A&M (3/24/09)

HITS

TEAM: 31	vs. Prairie View A&M (3/24/09)
INDIV: 7	Spenser Dennis vs. Prairie View A&M (3/24/09)

RUNS BATTED IN

TEAM: 30	vs. Prairie View A&M (3/24/09)
INDIV: 9	John Tompkins vs. Southeastern La. (3/28/99)

RUNS

TEAM: 33	vs. Prairie View A&M (3/24/09)
TEAM (SLC): 20	at Central Arkansas (4/22/07)
	vs. UTSA (4/30/00)

TEAM (Postseason): 16	vs. Sam Houston (5/16/97)
TEAM (Series): 44	vs. McNeese State (2001)

INDIV: 5	7x, Last Spenser Dennis vs. Prairie View A&M (3/24/09)
----------	--

HOME RUNS

TEAM: 7	vs. Texas A&M-CC (2/23/02)
INDIV: 3	Jeff McVaney vs. McNeese State (5/1/11)
	Spenser Dennis vs. Prairie View A&M (4/15/09)
	Wade Haynes vs. Texas Wesleyan (2/26/87)

DOUBLES

TEAM: 7	vs. UT-Pan American (1/31/97)
INDIV: 4	Kyle Kubitz at Stephen F. Austin (4/3/10)

STOLEN BASES

TEAM: 8	vs. Incarnate Word (2/13/97)
INDIV: 4	Adam Witek vs. Notre Dame (2/18/07)
	Jose Rodriguez vs. Southeastern Louisiana (5/1/05)

STRIKEOUTS

TEAM: 19	vs. Nicholls (3/18/07)
INDIV: 17	Justin Fiske vs. Nicholls State (3/18/07)

HITS ALLOWED

TEAM: 27	vs. San Diego St. (2/27/99)
----------	-----------------------------

RUNS ALLOWED

TEAM: 25	vs. McNeese St. (4/18/99)
----------	---------------------------

HOME RUNS ALLOWED

TEAM: 6	vs. UT Arlington (4/10/93)
	vs. UTSA (5/1/09)

GAMES

1.	64	2011
	64	1997
3.	63	2000
4.	62	1987
5.	60	2002,2007,2010

VICTORIES

1.	41	2011
	41	2009
3.	39	1987
4.	38	1997
	38	2010

WIN PERCENT

1.	.707	2009
2.	.688	1991
3.	.645	1987
4.	.641	2011
5.	.633	2010

AT-BATS

1.	2177	2011
2.	2169	1997
3.	2132	2002
4.	2105	2009
5.	2099	2000

RUNS SCORED

1.	496	2009
2.	453	2001
3.	452	2008
4.	447	1997
5.	431	2011

HITS

1.	704	2009
2.	664	2010
3.	660	2002
4.	656	1999
5.	645	2008

BATTING AVG.

1.	.334	2009
2.	.320	2008
3.	.318	1999
4.	.317	2010
5.	.313	2001

RUNS BATTED IN

1.	463	2009
2.	426	2008
3.	401	2001
4.	392	2010
5.	390	2011,2002

DOUBLES

1.	132	2002
2.	123	2010
3.	119	2004
	119	2001
5.	117	1997

TRIPLES

1.	28	1996
2.	25	1999
3.	22	1988
4.	21	1995
5.	20	1997

HOME RUNS

1.	75	2009
2.	70	2002
3.	64	2008
4.	62	2001
5.	59	2011,1985

TOTAL BASES

1.	1081	2009
2.	1026	2002
3.	981	2008
4.	971	2001
5.	958	2010

STOLEN BASES

1.	97	2011
2.	96	1997
3.	89	2007
4.	85	1999
5.	84	2013

WALKS

1.	347	1987
2.	338	1990
3.	290	1991
4.	281	1989
5.	278	1988

PUTOUS

1.	1696	2011
2.	1614	1997
3.	1600	2000
4.	1579	2006
5.	1573	2002

ASSISTS

1.	715	2002
2.	713	2013
3.	687	2011
4.	684	2003
5.	675	2004

FIELDING PCT

1.	.972	2007
2.	.970	2009
3.	.969	2008
4.	.968	2000
5.	.967	1999

EARNED RUN AVG

1.	3.02	2012
2.	3.73	2011
3.	3.83	2006
4.	3.88	2007
5.	3.90	1992

COMPLETE GAMES

1.	29	1987
2.	24	1992
	24	1986
4.	23	1991
	23	1985

STRIKEOUTS

1.	494	2011
2.	464	2006
3.	462	2012
4.	415	2000
5.	409	2002
	409	2013

SHUTOUTS

1.	7	2012
	7	1994
2.	5	2007
	5	2004
	5	2003
	5	2000
	5	2013

SAVES

1.	17	2011
2.	16	2001
3.	12	2012
	12	2003
	12	2000

MISC. RECORDS

HITTING STREAK

30 Games - Tyler Sibley (2010-11)

WINNING STREAK

11 Games - March 3 - March 20, 1991

LOSING STREAK


12 Games - Feb. 14 - March 2, 1999

SCORELESS INNINGS STREAK

57.2 - Feb. 25 - March 6, 2012

NO-HITTERS

Glenn Jacobs and Troy Clouse - February 17, 1990	Texas State 3, Prairie View A&M 0
William Brunson - April 17, 1992	Texas State 1, McNeese State 0



CODY PERKINS
UTILITY - R/R
5-8 • 175 • SR. • 3L
KINGWOOD, TEXAS • KINGWOOD HS

2

2014 GAME-BY-GAME

Date	Opponent	Pos	AB	R	H	RBI	2B	3B	HR	BB	SB	CS	HBP	SAC	SF	GDP	K	PO	A	E	Avg	
Feb 15	WASHINGTON	2b	0	0	0	0	0	0	0	0	0	0	0	0	0	0	0	0	0	0	0	.000
Feb 18	at Rice	pr	0	0	0	0	0	0	0	0	0	0	0	0	0	0	0	0	0	0	0	.000
Feb 25	A&M-CORPUS CHRIS	pr	0	0	0	0	0	0	0	0	0	0	0	0	0	0	0	0	0	0	0	.000
Feb 28	WAGNER	*2b	2	0	0	0	0	0	0	0	0	0	0	0	0	0	0	0	0	0	1	.000
Mar 1	WAGNER-1	*	4	1	1	1	0	0	0	0	0	0	0	0	0	0	0	1	0	1	0	.167
Mar 1	WAGNER-2	*2b	3	0	0	0	0	0	0	0	0	0	0	0	0	0	1	0	3	1	0	.250
Mar 05	VALPARAISO	*	3	0	0	0	0	0	0	0	0	0	0	0	0	0	1	1	2	0	0	.182
Mar 8	at Washington State-2	2b	2	0	0	0	0	0	0	0	0	0	0	0	0	0	0	1	0	1	0	.231
Mar 14	UT ARLINGTON	*	0	0	0	0	0	0	0	0	0	0	0	0	0	0	0	0	0	0	0	.231
Mar 16	UT ARLINGTON	*	0	0	0	0	0	0	0	0	0	0	0	0	0	0	0	0	0	0	0	.231
Mar 22	at Western Kentucky	*	0	0	0	0	0	0	0	0	0	0	0	0	0	0	0	0	0	0	0	.231
Totals		4gs	13	3	3	4	0	0	0	2	1	0	1	1	1	1	1	3	4	8	0	.231


On base pct. .353 • Slugging pct. .231

CAREER

Year	avg	gp-gs	ab	r	h	2b	3b	hr	rbi	bb	so	sb-att
2011	.118	8-4	17	1	2	0	0	0	1	0	4	0-0
2012	.196	21-14	46	4	9	1	0	0	3	3	16	0-0
2013	.125	6-3	8	3	1	0	0	0	0	4	1	0-0
2014	.231	11-4	13	3	3	0	0	0	4	2	3	1-1
TOTAL	.179	46-25	84	11	15	1	0	0	8	9	24	1-1

CAREER HIGHS

Hits	2	Twice, Last vs. Notre Dame, 3/4/12
Doubles	1	vs. Notre Dame, 3/4/12
RBI	2	vs. Wagner, 3/1/14
Runs Scored	2	at Houston, 2/26/12
Stolen Bases	1	at Rice, 2/18/14



PRESTON DORSEY
OUTFIELD - R/R
6-0 • 165 • FR. • HS
CORPUS CHRISTI, TEXAS • CALLEN HS

4

2014 GAME-BY-GAME

Date	Opponent	Pos	AB	R	H	RBI	2B	3B	HR	BB	SB	CS	HBP	SAC	SF	GDP	K	PO	A	E	Avg	
Feb 14	MICHIGAN	*2b	3	0	0	0	0	0	0	0	0	0	0	0	0	0	0	0	0	0	0	.000
Feb 16	AIR FORCE	of	1	0	0	0	0	0	0	0	0	0	0	0	0	0	0	0	0	0	0	.000
Feb 18	at Rice	of	0	0	0	0	0	0	0	0	0	0	0	0	0	0	0	0	0	0	0	.000
Feb 21	UC RIVERSIDE	of	0	0	0	0	0	0	0	0	0	0	0	0	0	0	0	0	0	0	0	.000
Feb 22	UC RIVERSIDE	*	0	0	0	0	0	0	0	0	0	0	0	0	0	0	0	0	0	0	0	.000
Feb 23	UC RIVERSIDE	*	3	0	1	0	0	0	0	0	0	0	0	0	0	0	0	0	0	0	0	.250
Feb 25	A&M-CORPUS CHRIS	*	0	0	0	0	0	0	0	0	0	0	0	0	0	0	0	0	0	0	0	.250
Mar 1	WAGNER-1	*	3	1	1	0	0	0	0	0	0	0	0	0	0	0	0	1	0	0	0	.286
Mar 1	WAGNER-2	of	0	0	0	0	0	0	0	0	0	0	0	0	0	0	0	0	0	0	0	.286
Mar 05	VALPARAISO	of	0	0	0	0	0	0	0	0	0	0	0	0	0	0	0	0	0	0	0	.286
Mar 7	at Washington State	pr	0	0	0	0	0	0	0	0	0	0	0	0	0	0	0	0	0	0	0	.286
Mar 8	at Washington State-1	pr	0	0	0	0	0	0	0	0	0	0	0	0	0	0	0	0	0	0	0	.286
Mar 8	at Washington State-2	pr	0	0	0	0	0	0	0	0	0	0	0	0	0	0	0	0	0	0	0	.286
Mar 11	TEXAS	*	0	0	0	0	0	0	0	0	0	0	0	0	0	0	0	0	0	0	0	.286
Mar 14	UT ARLINGTON	*	0	0	0	0	0	0	0	0	0	0	0	0	0	0	0	0	0	0	0	.286
Mar 15	UT ARLINGTON	pr/of	0	0	0	0	0	0	0	0	0	0	0	0	0	0	0	0	0	0	0	.286
Mar 22	at Western Kentucky	*of	3	2	1	0	0	0	1	1	0	0	0	0	0	0	1	3	0	0	0	.300
Mar 23	at Western Kentucky	*of	4	1	1	0	0	0	0	0	0	0	0	0	0	0	0	0	0	0	0	.286
Mar 25	at Texas	*of	2	0	0	0	0	0	0	0	0	0	0	0	0	0	0	0	0	0	0	.250
Totals		5gs	16	4	4	3	0	1	1	1	1	1	2	0	0	0	1	9	0	0	0	.250

On base pct. .333 • Slugging pct. .375

CAREER

Year	avg	gp-gs	ab	r	h	2b	3b	hr	rbi	bb	so	sb-att
2014	.250	19-5	16	4	4	0	1	0	3	1	1	1-2
TOTAL	.250	19-5	16	4	4	0	1	0	3	1	1	1-2

CAREER HIGHS

Hits	1	4 Times, Last at Western Kentucky, 3/23/14
RBI	1	3 Times, Last at Western Kentucky, 3/23/14
Runs Scored	2	at Western Kentucky, 3/23/14
Stolen Bases	1	at Western Kentucky, 3/22/14



GARRETT MATLAGE
INFIELD - S/R
5-9 • 179 • JR. • 2L
WEST, TEXAS • WEST HS

3

2014 GAME-BY-GAME

Date	Opponent	Pos	AB	R	H	RBI	2B	3B	HR	BB	SB	CS	HBP	SAC	SF	GDP	K	PO	A	E	Avg	
Feb 14	MICHIGAN	*ss	4	0	2	3	0	1	0	0	0	0	0	0	0	0	0	0	0	0	0	.500
Feb 15	WASHINGTON	*ss	3	0	0	0	0	0	0	0	0	0	0	0	0	0	0	0	0	0	0	.286
Feb 18	AIR FORCE	*ss	4	0	0	0	0	0	0	0	0	0	0	0	0	0	0	0	0	0	0	.182
Feb 18	at Rice	*ss	4	1	2	0	0	0	0	0	0	0	0	0	0	0	0	0	0	0	0	.287
Feb 21	UC RIVERSIDE	*ss	4	0	1	0	0	0	0	0	0	0	0	0	0	0	0	0	0	0	0	.263
Feb 22	UC RIVERSIDE	*	5	2	1	1	0	0	0	0	0	0	0	0	0	0	0	0	0	0	0	.250
Feb 23	UC RIVERSIDE	*	2	0	0	0	0	0	0	0	0	0	0	0	0	0	0	0	0	0	0	.231
Feb 25	A&M-CORPUS CHRIS	*	2	0	0	0	0	0	0	0	0	0	0	0	0	0	0	0	0	0	0	.214
Feb 28	WAGNER	*ss	4	0	2	1	0	0	0	0	0	0	0	0	0	0	0	0	0	0	0	.250
Mar 1	WAGNER-1	*	2	1	0	1	0	0	0	0	0	0	0	0	0	0	0	0	0	0	0	.235
Mar 1	WAGNER-2	*ss	4	1	1	0	0	0	0	0	0	0	0	0	0	0	0	0	0	0	0	.263
Mar 05	VALPARAISO	*ss	5	0	0	0	0	0	0	0	0	0	0	0	0	0	0	0	0	0	0	.233
Mar 7	at Washington State	*ss	3	2	3	0	0	0	2	1	0	0	0	0	0	0	0	0	0	0	0	.283
Mar 8	at Washington State-1	*ss	4	0	0	0	0	0	0	0	0	0	0	0	0	0	0	0	0	0	0	.297
Mar 8	at Washington State-2	*ss	5	0	3	0	0	0	0	0	0	0	0	0	0	0	0	0	0	0	0	.291
Mar 11	TEXAS	*	5	1	1	0	0	0	0	0	0	0	0	0	0	0	0	0	0	0	0	.283
Mar 14	UT ARLINGTON	*ss	4	1	1	0	0	0	0	0	0	0	0	0	0	0	0	0	0	0	0	.297
Mar 15	UT ARLINGTON	*ss	4	1	1	0	0	0	0	0	0	0	0	0	0	0	0	0	0	0	0	.284
Mar 16	UT ARLINGTON	*	4	0	1	0	0	0	0	0	0	0	0	0	0	0	0	0	0	0	0	.292
Mar 18	RICE	*ss	2	0	0	0	0	0	0	0	0	0	0	0	0	0	0	0	0	0	0	.284
Mar 21	at Western Kentucky	*ss	3	0	0	0	0	0	0	0	0	0	0	0	0	0	0	0	0	0	0	.273
Mar 22	at Western Kentucky	*ss	1	3	7	1	0	0	0	0	0	0	0	0	0	0	0	0	0	0	0	.293
Mar 23	at Western Kentucky	*ss	3	1	1	0	0	0	0	0	0	0	0	0	0	0	0	0	0	0	0	.294
Mar 25	at Texas	*ss	4	0	0	0	0	0	0	0	0	0	0	0	0	0	0	0	0	0	0	.281
Totals		24gs	89	15	25	21	3	1	1	19	6	1	1	2	2	0	0	12	35	69	8	.281


On base pct. .405 • Slugging pct. .371

CAREER

Year	avg	gp-gs	ab	r	h	2b	3b	hr	rbi	bb	so	sb-att
2012	.240	44-44	146	22	35	3	0	1	14	19	31	4-4
2013	.320	58-58	231	43	74	13	4	3	44	31	37	5-5
2014	.281	24-24	89	15	25	3	1	1	21	19	12	6-7
TOTAL	.288	126-126	466	80	134	19	5	5	79	69	80	15-16

CAREER HIGHS

Hits	4	4 Times, Last vs. Dallas Baptist, 5/16/13
Doubles	2	at New Mexico State, 3/23/13
Home Runs	1	5 Times, Last vs. Wagner, 3/1/14
RBI	7	at Western Kentucky, 3/22/14
Runs Scored	3	Twice, Last at UTSA, 5/5/13
Stolen Bases	2	Twice, Last at Washington State, 4/8/13



GRANGER STUDDARD
INFIELD - L/R
6-0 • 178 • FR. • HS
BUDA, TEXAS • HAYS HS

7



BEN McELROY
OUTFIELD - L/L
6-3 • 198 • JR. • 2L
HIGHLAND PARK, TEXAS • HIGHLAND PARK HS

8

2014 GAME-BY-GAME

Date	Opponent	Pos	AB	R	H	RBI	2B	3B	HR	BB	SO	CS	HBP	SAC	SF	GDP	K	PO	A	E	Avg	
Feb 14	MICHIGAN	*of	3	1	2	0	0	0	0	0	0	0	0	0	0	0	0	3	0	0	0	.667
Feb 15	WASHINGTON	**1b	3	0	1	0	0	0	0	0	0	0	0	0	0	0	1	11	2	0	0	.500
Feb 16	AIR FORCE	*of	3	1	1	0	0	0	0	0	0	0	0	0	0	0	0	0	0	0	0	.444
Feb 18	at Rice	*of	4	0	0	0	0	0	0	0	0	0	0	0	0	0	0	1	3	1	0	.308
Feb 21	UC RIVERSIDE	*of	2	0	0	0	0	0	0	0	0	0	0	0	0	0	1	1	0	0	0	.267
Feb 22	UC RIVERSIDE	*	1	0	1	2	0	0	0	0	0	0	0	0	0	0	0	0	0	0	0	.312
Feb 23	UC RIVERSIDE	*	1	0	0	0	0	0	0	0	0	0	0	0	0	0	0	1	0	0	0	.273
Feb 25	AM-CORPUS CHRIS	*of	1	0	0	0	0	0	0	0	0	0	0	0	0	0	0	0	0	0	0	.000
Feb 26	WAGNER	*of	4	0	0	0	0	0	0	0	0	0	0	0	0	0	0	0	0	0	0	.000
Feb 28	WAGNER	*of	3	1	0	0	0	0	0	0	0	0	0	0	0	0	0	0	0	0	0	.333
Mar 1	WAGNER-1	ph	1	0	0	0	0	0	0	0	0	0	0	0	0	0	1	0	0	0	0	.000
Mar 1	WAGNER-2	ph	1	0	1	1	1	0	0	0	0	0	0	0	0	0	0	0	0	0	0	.167
Mar 05	VALPARAISO	*of	4	1	2	0	0	0	0	0	0	0	0	0	0	0	0	0	0	0	0	.444
Mar 07	at Washington State	*of	3	1	0	0	0	0	0	0	0	0	0	0	0	0	0	0	0	0	0	.333
Mar 7	at Washington State-1	*of	5	1	0	0	0	0	0	0	0	0	0	0	0	0	2	1	0	0	0	.235
Mar 8	at Washington State-2	*of	3	0	2	1	0	0	0	0	0	0	0	0	0	0	1	0	1	0	0	.270
Mar 8	at Washington State-1	*of	2	2	1	0	0	0	0	0	0	0	0	0	0	0	0	1	1	0	0	.282
Mar 11	TEXAS	*of	4	0	1	1	0	0	0	0	0	0	0	0	0	0	0	2	0	0	0	.250
Mar 14	UT ARLINGTON	*	4	3	3	2	0	0	0	0	0	0	0	0	0	0	0	1	0	0	0	.319
Mar 15	UT ARLINGTON	*of	6	1	2	2	0	0	0	0	0	0	0	0	0	0	0	1	0	0	0	.321
Mar 16	UT ARLINGTON	*of	6	1	2	0	0	0	0	0	0	0	0	0	0	0	0	0	0	0	0	.345
Mar 18	RICE	*of	3	0	0	0	0	0	0	0	0	0	0	0	0	0	0	2	1	0	0	.328
Mar 21	at Western Kentucky	*of	3	0	0	0	0	0	0	0	0	0	0	0	0	0	0	0	0	0	0	.311
Mar 22	at Western Kentucky	*of	3	1	0	0	0	0	0	0	0	0	0	0	0	0	0	1	0	0	0	.297
Mar 23	at Western Kentucky	*of	4	1	2	2	0	0	0	0	0	0	0	0	0	0	0	0	0	0	0	.309
Mar 25	at Texas	*of	4	0	0	0	0	0	0	0	0	0	0	0	0	0	0	1	5	0	0	.252
Totals			219	72	16	21	11	0	0	3	9	0	3	6	0	0	1	14	34	3	0	.292

On base pct. .414 • Slugging pct. .417

CAREER

Year	avg	gp-gs	ab	r	h	2b	3b	hr	rbi	bb	so	sb-att
2014	.292	23-21	72	16	21	0	0	3	11	9	14	0-3
TOTAL	.292	23-21	72	16	21	0	0	3	11	9	14	0-3

CAREER HIGHS

Hits	3	vs. UT Arlington, 3/14/14
Home Runs	1	3 Times, Last at Western Kentucky, 3/23/14
RBI	2	4 Times, Last at Western Kentucky, 3/23/14
Runs Scored	3	vs. UT Arlington, 3/14/14



CORY GEISLER
OUTFIELD / PITCHER - R/L
6-1 • 186 • SO. • 1L
SPRING, TEXAS • KLEIN COLLINS HS

9

2014 GAME-BY-GAME (HITTING)

Date	Opponent	Pos	AB	R	H	RBI	2B	3B	HR	BB	SO	CS	HBP	SAC	SF	GDP	K	PO	A	E	Avg	
Feb 14	MICHIGAN	*P	0	0	0	0	0	0	0	0	0	0	0	0	0	0	0	0	0	0	0	.000
Feb 22	UC RIVERSIDE	*	4	0	3	2	0	0	0	0	0	0	0	0	0	0	0	4	0	0	0	.750
Feb 23	UC RIVERSIDE	*	4	1	0	0	0	0	0	0	0	0	0	0	0	0	0	1	1	0	0	.375
Feb 25	AM-CORPUS CHRIS	*	0	0	0	0	0	0	0	0	0	0	0	0	0	0	0	0	0	0	0	.375
Feb 26	WAGNER	*of	3	1	1	0	0	0	0	0	0	0	0	0	0	0	0	6	0	0	0	.364
Mar 1	WAGNER-1	*of	2	0	0	0	0	0	0	0	0	0	0	0	0	0	0	2	1	0	0	.296
Mar 7	at Washington State	*of	2	0	0	0	0	0	0	0	0	0	0	0	0	0	0	2	1	0	0	.278
Mar 8	at Washington State-1	*of	3	0	0	0	0	0	0	0	0	0	0	0	0	0	0	0	2	0	0	.238
Mar 11	TEXAS	*	3	1	1	0	0	0	0	0	0	0	0	0	0	0	0	0	3	0	0	.238
Mar 14	UT ARLINGTON	*	3	1	1	0	0	0	0	0	0	0	0	0	0	0	0	1	3	0	0	.260
Mar 15	UT ARLINGTON	*P	0	0	0	0	0	0	0	0	0	0	0	0	0	0	0	0	0	0	0	.250
Mar 21	at Western Kentucky	*dh	3	0	1	0	0	0	0	0	0	0	0	0	0	0	0	0	0	0	0	.259
Mar 22	at Western Kentucky	*of	5	0	0	0	0	0	0	0	0	0	0	0	0	0	0	1	2	0	0	.219
Mar 25	at Texas	*dh	1	0	1	0	0	0	0	0	0	0	0	0	0	0	0	0	0	0	0	.242
Totals			33	4	8	6	1	0	0	5	1	0	0	0	0	0	0	6	20	7	2	.242

On base pct. .342 • Slugging pct. .273

CAREER (HITTING)


Year	avg	gp-gs	ab	r	h	2b	3b	hr	rbi	bb	so	sb-att
2013	.204	23-10	54	7	11	2	0	0	9	4	12	1-2
2014	.242	10-9	33	4	8	1	0	0	6	5	6	1-1
TOTAL	.218	33-19	87	11	19	3	0	0	15	9	18	2-3

CAREER HIGHS (HITTING)

Hits	3	vs. UC Riverside, 2/22/14
Doubles	1	3 Times, Last vs. Wagner, 2/28/14
RBI	2	5 Times, Last at Washington State, 3/7/14
Runs Scored	2	at New Mexico State, 3/23/13
Stolen Bases	1	Twice, Last at Western Kentucky, 3/21/14

2014 GAME-BY-GAME

Date	Opponent	Pos	AB	R	H	RBI	2B	3B	HR	BB	SO	CS	HBP	SAC	SF	GDP	K	PO	A	E	Avg	
Feb 14	MICHIGAN	of	0	0	0	0	0	0	0	0	0	0	0	0	0	0	0	0	0	0	0	.000
Feb 15	WASHINGTON	*of	2	0	0	0	0	0	0	0	0	0	0	0	0	0	0	1	11	2	0	.000
Feb 16	AIR FORCE	ph	1	0	0	0	0	0	0	0	0	0	0	0	0	0	0	0	0	0	0	.000
Feb 22	UC RIVERSIDE	ph	2	0	0	0	0	0	0	0	0	0	0	0	0	0	0	0	0	0	0	.000
Feb 23	UC RIVERSIDE	*	1	0	0	0	0	0	0	0	0	0	0	0	0	0	0	0	0	0	0	.000
Feb 25	AM-CORPUS CHRIS	*of	1	0	1	1	0	0	0	0	0	0	0	0	0	0	0	0	0	0	0	.143
Feb 26	WAGNER	*of	4	0	0	0	0	0	0	0	0	0	0	0	0	0	0	0	0	0	0	.091
Mar 1	WAGNER-1	dh	1	0	1	1	1	0	0	0	0	0	0	0	0	0	0	0	0	0	0	.167
Mar 1	WAGNER-2	dh	1	0	0	0	0	0	0	0	0	0	0	0	0	0	0	0	0	0	0	.154
Mar 05	VALPARAISO	*of	3	0	0	0	0	0	0	0	0	0	0	0	0	0	0	0	0	0	0	.143
Mar 7	at Washington State	ph	0	0	0	0	0	0	0	0	0	0	0	0	0	0	0	0	0	0	0	.143
Mar 8	at Washington State-1	ph	1	0	0	0	0	0	0	0	0	0	0	0	0	0	0	0	0	0	0	.133
Mar 8	at Washington State-2	*dh	2	0	0	0	0	0	0	0	0	0	0	0	0	0	0	0	0	0	0	.118
Mar 14	UT ARLINGTON	*of	0	0	0	0	0	0	0	0	0	0	0	0	0	0	0	0	0	0	0	.118
Mar 15	UT ARLINGTON	*of	3	0	2	0	0	0	0	0	0	0	0	0	0	0	0	0	0	0	0	.200
Mar 18	RICE	*of	3	0	0	0	0	0	0	0	0	0	0	0	0	0	0	0	0	0	0	.174
Mar 21	at Western Kentucky	*of	3	0	0	0	0	0	0	0	0	0	0	0	0	0	0	0	0	0	0	.154
Mar 22	at Western Kentucky	dh	2	0	0	0	0	0	0	0	0	0	0	0	0	0	0	0	0	0	0	.143
Mar 23	at Western Kentucky	*dh	4	2	2	2	1	0	0	0	0	0	0	0	0	0	0	0	0	0	0	.188
Mar 25	at Texas	*dh/of	2	1	0	0	0	0	0	0	0	0	0	0	0	0	0	0	0	0	0	.176
Totals			34	4	6	5	3	0	1	5	0	2	0	0	0	0	1	6	6	0	0	



MATT SANCHEZ
10
 OUTFIELD • L/R
 5-11 • 165 • FR. • HS
 GEORGETOWN, TEXAS • GEORGETOWN HS

2014 GAME-BY-GAME

Date	Opponent	Pos	AB	R	H	RBI	2B	3B	HR	BB	SO	HBP	SAC	SF	GDP	K	PO	A	E	Avg
Feb 14	MICHIGAN	*of	5	2	1	0	0	0	0	0	0	0	0	0	1	1	4	1	0	.200
Feb 15	WASHINGTON	*of	3	0	1	0	0	0	0	1	0	0	0	0	0	2	0	0	0	.250
Feb 16	AIR FORCE	*of	3	1	0	0	0	0	0	0	0	0	0	0	0	0	0	0	0	.273
Feb 18	at Rice	*of	3	1	0	0	0	0	0	0	0	0	0	0	0	0	0	0	0	.214
Feb 21	UC RIVERSIDE	*of	4	0	0	0	0	0	0	0	0	0	0	0	0	1	2	0	0	.167
Feb 22	UC RIVERSIDE	*of	4	0	1	0	0	0	0	0	0	0	0	0	0	1	0	0	0	.190
Feb 25	A&M-CORPUS CHRIS	*	1	1	0	0	0	0	0	0	0	0	0	0	0	0	0	0	0	.182
Feb 28	WAGNER	*of	3	1	1	0	0	0	0	0	0	0	0	0	0	0	0	0	0	.182
Mar 1	WAGNER-1	*of	3	2	1	0	0	0	0	0	0	0	0	0	0	0	0	0	0	.182
Mar 5	VALPARAISO	*of	4	0	0	0	0	0	0	2	0	0	0	0	0	0	0	0	0	.192
Mar 8	at Washington State-1	*of	0	0	0	0	0	0	0	0	0	0	0	0	0	0	0	0	0	.192
Mar 8	at Washington State-2	*of	5	0	2	1	0	0	0	0	0	0	0	0	1	2	0	0	0	.226
Mar 11	TEXAS	*of	4	0	0	0	0	0	0	0	0	0	0	0	0	2	4	0	1	.200
Mar 15	UT ARLINGTON	*of	1	0	0	0	0	0	0	0	0	0	0	0	0	0	0	0	0	.194
Mar 16	UT ARLINGTON	*of	3	0	0	0	0	0	0	0	0	0	0	0	0	1	5	0	0	.179
Mar 22	at Western Kentucky	*of	0	0	0	0	0	0	0	0	0	0	0	0	0	0	0	0	0	.179
Mar 23	at Western Kentucky	*of	0	0	0	0	0	0	0	0	0	0	0	0	0	0	0	0	0	.179
Mar 25	at Texas	*of	0	0	0	0	0	0	0	0	0	0	0	0	0	0	0	0	0	.179
Totals			12gs	39	5	7	1	0	0	5	1	1	5	1	2	11	35	1	1	.179


On base pct. .347 • Slugging pct. .179

CAREER

Year	avg	gp-gs	ab	r	h	2b	3b	hr	rbi	bb	so	sb-att
2014	.179	19-12	39	5	7	0	0	0	1	5	11	1-2
TOTAL	.179	19-12	39	5	7	0	0	0	1	5	11	1-2

CAREER HIGHS

Hits	2	at Washington State, 3/8/14
RBI	1	at Washington State, 3/8/14
Runs Scored	2	vs. Michigan, 2/14/14
Stolen Bases	1	vs. Texas A&M-Corpus-Christi, 2/25/14



HUNTER LEMKE
12
 RIGHT-HANDED PITCHER • R/R
 5-11 • 164 • SR. • 3L
 CYPRESS, TEXAS • CYPRESS FALLS HS

2014 GAME-BY-GAME

Date	Opponent	GS	IP	H	R	ER	BB	SO	2B	3B	HR	WP	BK	HBP	IBB	Score	W-L	Sv	ERA	NP
Feb 14	MICHIGAN		2.0	1	0	0	1	3	0	0	0	0	0	0	0	8-7	1-0	0	0.00	28
Feb 16	AIR FORCE		1.0	0	0	0	0	0	0	0	0	0	0	0	0	6-0	1-0	0	0.00	5
Feb 18	at Rice		2.0	3	0	0	0	1	0	0	0	0	0	0	0	3-4	1-0	0	0.00	26
Feb 22	UC RIVERSIDE		1.1	2	1	1	0	1	0	0	0	0	0	0	0	8-7	2-0	0	1.42	28
Feb 23	UC RIVERSIDE		1.0	4	3	3	0	2	1	0	0	0	0	0	0	7-5	2-0	0	4.91	31
Feb 25	A&M-CORPUS CHRIS		1.0	1	0	0	0	0	0	0	0	0	0	0	0	6-4	2-0	1	4.32	18
Feb 28	WAGNER		1.0	0	0	0	0	0	0	0	0	0	0	0	0	3-1	2-0	2	3.86	8
Mar 1	WAGNER-1		0.2	0	0	0	0	0	0	0	0	0	0	0	0	8-5	2-0	3	3.60	6
Mar 1	WAGNER-2		1.0	2	1	1	0	0	0	0	0	0	0	0	0	9-7	2-0	4	4.09	24
Mar 05	VALPARAISO		1.1	2	1	1	0	1	0	0	0	0	0	0	0	2-3	2-1	4	4.38	18
Mar 8	at Washington State-2		1.1	0	0	0	0	0	0	0	0	0	0	0	0	5-3	3-1	4	3.95	17
Mar 14	UT ARLINGTON		1.1	1	0	0	0	0	0	0	0	0	0	0	0	10-5	3-1	5	3.60	17
Mar 15	UT ARLINGTON		2.0	2	0	0	0	0	0	0	0	0	0	0	0	7-5	4-1	5	3.18	26
Mar 16	UT ARLINGTON		1.0	0	0	0	0	0	0	0	0	0	0	0	0	3-1	4-1	6	3.00	12
Mar 23	at Western Kentucky		2.0	3	2	2	1	1	0	0	0	0	0	0	0	7-5	4-1	6	3.60	34
Totals			0	20.0	20	9	8	3	13	3	1	0	0	0	0	92-62	4-1	6	3.60	-

CAREER

Year	era	w-l	app	gs	cq	sho	sv	ip	h	r	er	bb	so
2011	3.46	2-0	12	0	0	0/0	0	13.0	15	10	5	4	11
2012	1.25	1-0	21	0	0	0/1	0	21.2	15	4	3	6	15
2013	2.28	2-3	35	0	0	0/3	8	47.1	37	14	12	13	44
2014	3.60	4-1	15	0	0	0/1	6	20.0	20	9	8	3	13
TOTAL	2.47	9-4	83	0	0	0/5	14	102.0	87	37	28	26	83

CAREER HIGHS

Innings Pitched	2.2	vs. Lamar, 5/4/12
Strikeouts	5	at Northwestern State, 5/18/12



JACK FINNEGAN
13
 RIGHT-HANDED PITCHER • R/R
 6-2 • 154 • R-FR. • RS
 KINGWOOD, TEXAS • KINGWOOD HS

2014 GAME-BY-GAME

Date	Opponent	GS	IP	H	R	ER	BB	SO	2B	3B	HR	WP	BK	HBP	IBB	Score	W-L	Sv	ERA	NP	
Mar 18	RICE		1.0	2	1	0	0	0	0	0	0	0	0	0	0	1-14	0-0	0	0.00	16	
Totals			0	1.0	2	1	0	0	0	0	0	0	0	0	0	0	1-14	0-0	0	0.00	-

CAREER

Year	era	w-l	app	gs	cq	sho	sv	ip	h	r	er	bb	so
2013	40.50	0-0	2	0	0	0/0	0	0.2	4	3	3	1	1
2014	0.00	0-0	1	0	0	0/0	0	1.0	2	1	0	0	0
TOTAL	16.20	0-0	3	0	0	0/0	0	1.2	6	4	3	1	1

CAREER HIGHS

Innings Pitched	1.0	vs. Rice, 3/18/14
Strikeouts	1	vs. Sam Houston State, 2/17/13



COLBY TARGUN
11
 UTILITY • L/R
 5-11 • 190 • JR. • 2L
 SCOTTSDALE, ARIZ. • CHAPARRAL HS

2014 GAME-BY-GAME

Date	Opponent	Pos	AB	R	H	RBI	2B	3B	HR	BB	SO	HBP	SAC	SF	GDP	K	PO	A	E	Avg	
Feb 14	MICHIGAN	*of	4	0	0	0	0	0	0	0	0	0	0	0	0	1	0	0	0	.000	
Feb 15	WASHINGTON	*of	4	0	0	0	0	0	0	0	0	0	0	0	0	1	0	1	0	.000	
Feb 16	AIR FORCE	*of	2	0	0	0	0	0	0	0	0	0	0	0	0	0	0	0	0	.000	
Feb 18	at Rice	*of	6	0	1	0	0	0	0	0	0	0	0	0	0	1	4	1	0	.067	
Feb 21	UC RIVERSIDE	*of	3	1	1	0	0	0	0	0	0	0	0	0	0	0	0	0	0	.111	
Feb 22	UC RIVERSIDE	*of	3	0	1	0	0	0	0	0	0	0	0	0	0	0	0	0	0	.143	
Feb 25	A&M-CORPUS CHRIS	*	4	1	1	0	0	0	0	0	0	0	0	0	0	0	0	0	0	.160	
Feb 28	WAGNER	*of	3	1	1	0	0	0	0	0	0	0	0	0	0	0	0	0	0	.179	
Mar 1	WAGNER-1	*of	3	2	1	0	0	0	0	0	0	0	0	0	0	0	0	0	0	.194	
Mar 5	VALPARAISO	*of	3	1	1	0	0	0	0	0	0	0	0	0	0	0	0	0	0	.200	
Mar 05	VALPARAISO	*of	3	1	1	0	0	0	0	0	0	0	0	0	0	0	0	0	0	.211	
Mar 7	at Washington State	*of	4	0	1	0	0	0	0	0	0	0	0	0	0	0	0	0	0	.214	
Mar 8	at Washington State-1	*of	3	1	2	0	0	0	0	0	0	0	0	0	0	0	0	0	0	.222	
Mar 8	at Washington State-2	*of	3	1	2	0	0	0	0	0	0	0	0	0	0	0	0	0	0	.222	
Mar 11	TEXAS	*of	3	0	0	0	0	0	0	0	0	0	0	0	0	0	0	0	0	.235	
Mar 14	UT ARLINGTON	*of	3	2	2	1	0	0	0	0	0	0	0	0	0	0	0	0	0	.259	
Mar 15	UT ARLINGTON	*of	4	0	2	0	0	0	0	0	0	0	0	0	0	0	0	0	0	.276	
Mar 16	UT ARLINGTON	*of	4	0	1	0	0	0	0	0	0	0	0	0	0	0	0	0	0	.274	
Mar 18	RICE	*of	4	0	1	0	0	0	0	0	0	0	0	0	0	0	0	0	0	.273	
Mar 21	at Western Kentucky	*of	4	0	0	0	0	0	0	0	0	0	0	0	0	0	0	0	0	.257	
Mar 23	at Western Kentucky	*of	5	0	0	0	0	0	0	0	0	0	0	0	0	0	0	0	0	.240	
Mar 25	at Texas	*of	7	0	1	0	0	0	0	0	0	0	0	0	0	0	0	0	0	.247	
Totals			22gs	77	10	19	8	3	1	0	6	1	0	2	1	2	2	17	39	2	.247

On base pct. .310 • Slugging



JUSTIN DELLINGER
 RIGHT-HANDED PITCHER • R/R
 6-3 • 195 • SO. • 1L
 LAKE JACKSON, TEXAS • BRAZOSWOOD HS

18

2014 GAME-BY-GAME

Date	Opponent	GS	IP	H	R	ER	BB	SO	2B	3B	HR	WP	BK	HBP	IBB	Score	W-L	Sv	ERA	NP	
Feb 15	WASHINGTON		0.1	4	3	3	0	1	0	0	0	0	0	0	0	1-6	0-0	0	81.00	17	
Feb 22	UC RIVERSIDE		1.0	1	0	0	1	2	0	0	0	0	0	0	0	8-7	0-0	0	20.25	20	
Feb 23	UC RIVERSIDE		0.1	0	0	0	1	0	0	0	0	0	0	0	0	7-5	0-0	0	18.20	8	
Feb 25	A&M-CORPUS CHRIS		0.2	2	1	1	0	1	0	0	0	0	0	0	1	6-4	0-0	0	15.43	20	
Mar 05	VALPARAISO		0.2	0	0	0	0	1	0	0	0	0	0	0	0	2-3	0-0	0	12.00	9	
Mar 6	at Washington State-1		0.2	1	1	1	0	0	0	0	1	0	0	0	0	3-4	0-0	0	12.27	11	
Mar 15	UT ARLINGTON		2.2	1	0	0	2	4	0	0	0	0	0	0	0	7-5	0-0	0	7.11	39	
Mar 22	at Western Kentucky		3.0	0	0	0	2	4	0	0	0	0	0	0	2	13-4	0-0	1	4.82	50	
Totals		0	9.1	9	5	5	5	14	0	0	2	0	0	0	3	0	47-38	0-0	1	4.82	-

CAREER

Year	era	w-l	app	gs	cq	sho	sv	ip	h	r	er	bb	so
2013	20.25	0-0	2	0	0	0/0	0	1.1	4	3	3	4	2
2014	4.82	0-0	8	0	0	0/0	1	9.1	9	5	5	5	14
TOTAL	6.75	0-0	10	0	0	0/0	1	10.2	13	8	8	9	16

CAREER HIGHS

Innings Pitched 3.0 Twice, Last at Western Kentucky, 3/22/14
 Strikeouts 4 Twice, Last at Western Kentucky, 3/22/14



TREY HICKS
 INFIELD • R/R
 6-0 • 180 • FR. • HS
 GEORGETOWN, TEXAS • GEORGETOWN HS

20

2014 GAME-BY-GAME

Date	Opponent	Pos	AB	R	H	RBI	2B	3B	HR	BB	SB	CS	HBP	SAC	SF	GDP	K	PO	A	E	Avg	
Feb 14	MICHIGAN	ph	1	0	0	0	0	0	0	0	0	0	0	0	0	0	0	0	0	0	0	.000
Feb 18	at Rice	3b	0	0	0	0	0	0	0	0	0	0	0	0	0	0	0	0	0	0	0	.000
Mar 1	WAGNER-2	*3b	2	0	0	0	0	0	0	0	0	0	0	0	0	0	1	1	3	1	.000	
Mar 05	VALPARAISO		1	0	0	0	0	0	0	0	0	0	0	0	0	0	1	0	1	0	.000	
Mar 8	at Washington State-2	dh	1	0	0	0	0	0	0	0	0	0	0	0	0	0	1	0	0	0	.000	
Mar 18	RICE	*3b	4	0	0	0	0	0	0	0	0	0	0	0	0	0	4	1	5	0	.000	
Totals		2gs	9	0	0	0	0	0	0	0	0	0	0	0	0	0	8	2	9	1	.000	

On base pct. .000 • Slugging pct. .000

CAREER

Year	avg	op-gs	ab	r	h	2b	3b	hr	rbi	bb	so	sb-att
2014	.000	6-2	9	0	0	0	0	0	0	0	8	0-0
TOTAL	.000	6-2	9	0	0	0	0	0	0	0	8	0-0



TYLER DAVENPORT
 LEFT-HANDED PITCHER • L/L
 5-10 • 243 • FR. • HS
 CROSBY, TEXAS • CROSBY HS

19

2014 GAME-BY-GAME

Date	Opponent	GS	IP	H	R	ER	BB	SO	2B	3B	HR	WP	BK	HBP	IBB	Score	W-L	Sv	ERA	NP	
Feb 18	at Rice	*	6.0	3	0	0	1	0	1	0	0	1	0	1	0	3-4	0-0	0	0.00	68	
Feb 23	UC RIVERSIDE		1.2	4	1	1	1	2	3	0	0	0	0	0	0	7-5	0-0	0	1.17	39	
Feb 25	A&M-CORPUS CHRIS		0.1	0	0	0	0	0	0	0	0	0	0	0	0	6-4	0-0	0	1.12	5	
Mar 1	WAGNER-1		3.1	6	3	2	2	5	1	0	0	0	0	0	0	8-5	0-0	0	2.38	71	
Mar 05	VALPARAISO		0.2	2	0	0	1	1	0	0	0	0	0	0	0	2-3	0-0	0	2.25	28	
Mar 7	at Washington State		2.0	5	2	2	1	2	0	0	0	0	1	0	0	6-8	0-1	0	3.21	39	
Mar 14	UT ARLINGTON		0.2	2	3	1	1	1	0	0	1	0	0	0	0	10-5	0-1	0	3.68	25	
Mar 25	at Texas	*	1.2	5	4	4	3	0	1	0	0	0	0	0	0	1-5	0-2	0	5.51	44	
Totals		2	16.1	27	13	10	10	11	6	0	1	1	1	1	1	0	43-39	0-2	0	5.51	-

CAREER

Year	era	w-l	app	gs	cq	sho	sv	ip	h	r	er	bb	so
2014	5.51	0-2	8	2	0	0/0	0	16.1	27	13	10	10	11
TOTAL	5.51	0-2	8	2	0	0/0	0	16.1	27	13	10	10	11

CAREER HIGHS

Innings Pitched 6.0 at Rice, 2/18/14
 Strikeouts 5 vs. Wagner, 3/1/14



LUCAS HUMPAL
 RIGHT-HANDED PITCHER
 6-3 • 198 • SO. • 1L
 CORPUS CHRISTI, TEXAS • FLOUR BLUFF HS

21

2014 GAME-BY-GAME

Date	Opponent	GS	IP	H	R	ER	BB	SO	2B	3B	HR	WP	BK	HBP	IBB	Score	W-L	Sv	ERA	NP
Feb 14	MICHIGAN	*	3.2	11	6	4	1	3	1	0	0	0	1	1	0	8-7	0-0	0	9.82	108
Feb 21	UC RIVERSIDE	*	9.0	4	0	0	2	13	1	0	0	0	0	0	0	2-0	1-0	0	2.94	124
Feb 28	WAGNER	*	6.0	5	1	1	3	7	1	0	0	0	0	0	0	3-1	1-0	0	2.41	168
Mar 7	at Washington State	*	6.0	6	6	6	2	6	2	0	1	1	0	0	0	6-8	1-0	0	4.01	93
Mar 16	UT ARLINGTON	*	7.2	5	1	1	0	4	1	0	0	1	0	2	0	3-1	1-0	0	3.34	117
Mar 23	at Western Kentucky	*	6.1	8	3	3	2	3	1	0	0	0	0	1	0	7-5	2-0	0	3.49	104
Totals		6	38.2	39	17	15	10	36	7	0	1	2	1	5	0	25-22	2-0	0	3.49	-

CAREER

Year	era	w-l	app	gs	cq	sho	sv	ip	h	r	er	bb	so
2013	3.30	5-2	25	8	0	0/1	0	62.2	67	31	23	16	41
2014	3.49	2-0	6	6	1	1/0	0	38.2	39	17	15	10	36
TOTAL	3.38	7-2	31	14	1	1/1	0	101.1	106	48	38	26	77

CAREER HIGHS

Innings Pitched 9.0 vs. UC Riverside, 2/21/14
 Strikeouts 13 vs. UC Riverside, 2/21/14



TREVOR RENFRO
 RIGHT-HANDED PITCHER • R/R
 6-3 • 195 • SO. • 1L
 LAKE JACKSON, TEXAS • BRAZOSWOOD HS

22

2014 GAME-BY-GAME

Date	Opponent	GS	IP	H	R	ER	BB	SO	2B	3B	HR	WP	BK	HBP	IBB	Score	W/L	Sv	ERA	NP	
Mar 18	RICE	0	0.0	1	4	4	2	0	0	0	0	0	0	0	1	0	1-14	0-0	0	999.00	23
Totals		0	0.0	1	4	4	2	0	0	0	0	0	0	0	1	0	1-14	0-0	0	999.00	23

CAREER

Year	era	w-l	app	qs	cq	sho	sv	ip	h	r	er	bb	so
2013	36.00	0-0	3	0	0	0/0	0	2.0	4	8	8	2	0
2014	99.00	0-0	1	0	0	0/0	0	0.0	1	4	4	2	0
TOTAL	54.00	0-0	4	0	0	0/0	0	2.0	5	12	12	4	0

CAREER HIGHS

Innings Pitched 1.0 Twice, Last vs. Prairie View A&M, 5/8/13



ANDREW BOES
 RIGHT-HANDED PITCHER • L/R
 6-2 • 195 • R-SO. • 1L
 AUSTIN, TEXAS • STEPHEN F. AUSTIN HS

26

2014 GAME-BY-GAME

Date	Opponent	GS	IP	H	R	ER	BB	SO	2B	3B	HR	WP	BK	HBP	IBB	Score	W/L	Sv	ERA	NP
Feb 22	UC RIVERSIDE	0	0.0	0	0	0	2	0	0	0	0	0	0	0	0	0-7	0-0	0	4.50	30
Feb 28	WAGNER	0	0.0	0	0	0	0	0	0	0	0	0	0	0	0	3-1	0-0	0	4.50	13
Mar 18	RICE	0	3.0	2	1	1	2	4	0	0	1	2	0	0	0	1-14	0-0	0	3.00	14
Totals		0	3.0	2	1	1	2	4	0	0	1	2	0	0	0	12-22	0-0	0	3.00	-

CAREER

Year	era	w-l	app	qs	cq	sho	sv	ip	h	r	er	bb	so
2013	5.82	0-2	14	1	0	0/0	0	17.0	21	11	11	5	11
2014	3.00	0-0	3	0	0	0/0	0	3.0	2	1	1	2	4
TOTAL	5.40	0-2	17	1	0	0/0	0	20.0	23	12	12	7	15

CAREER HIGHS

Innings Pitched 3.0 vs. CSU Bakersfield, 4/26/13
 Strikeouts 2 5 Times, Last vs. Rice, 3/19/14



MATT SMITH
 UTILITY • R/R
 5-11 • 169 • SO. • 1L
 AUSTIN, TEXAS • ANDERSON HS

23

2014 GAME-BY-GAME

Date	Opponent	Pos	AB	R	H	RBI	2B	3B	HR	BB	SB	CS	HBP	SAC	SF	GDP	K	PO	A	E	Avg	
Feb 15	WASHINGTON	ph/2b	1	0	0	0	0	0	0	0	0	0	0	0	0	0	0	0	0	0	0	.000
Feb 22	UC RIVERSIDE	*	4	2	2	0	1	0	0	0	0	0	0	0	0	0	1	2	0	1	2	.400
Feb 23	UC RIVERSIDE	*	2	1	1	0	0	0	0	0	0	0	0	0	0	0	0	0	0	1	2	.429
Mar 1	WAGNER-2	*dh	2	1	1	1	0	0	0	0	0	0	0	0	0	0	0	0	0	0	0	.444
Mar 05	VALPARAISO	*2b	1	0	0	0	0	0	0	0	0	0	0	0	0	0	0	0	0	0	0	.400
Mar 7	at Washington State-1	*2b	5	1	1	0	1	0	0	0	0	0	0	0	0	0	0	0	0	0	1	.333
Mar 8	at Washington State-1	*2b	4	0	1	0	0	0	0	0	0	0	0	0	0	0	0	0	0	0	1	.316
Mar 8	at Washington State-2	*2b	1	0	0	0	0	0	0	0	0	0	0	0	0	0	0	0	0	0	1	.300
Mar 11	TEXAS	*	4	0	0	0	0	0	0	0	0	0	0	0	0	0	0	0	0	0	1	.250
Mar 14	UT ARLINGTON	*	3	1	1	2	1	0	0	0	0	0	0	0	0	0	0	0	0	0	1	.259
Mar 15	UT ARLINGTON	*2b	4	1	2	0	0	0	0	0	0	0	0	0	0	0	0	0	0	0	1	.290
Mar 16	UT ARLINGTON	*	3	0	1	0	0	0	0	0	0	0	0	0	0	0	0	0	0	0	1	.294
Mar 18	RICE	*2b	3	0	2	0	0	1	0	0	0	0	0	0	0	0	0	0	0	0	1	.324
Mar 21	at Western Kentucky	*2b	4	1	1	0	0	0	0	0	0	0	0	0	0	0	0	0	0	0	2	.317
Mar 22	at Western Kentucky	*2b	3	4	2	1	0	0	0	3	1	0	0	0	0	0	0	0	0	0	3	.341
Mar 23	at Western Kentucky	*2b	4	0	1	1	0	0	0	0	0	0	0	0	0	0	1	0	0	0	4	.333
Mar 25	at Texas	*2b	3	0	0	1	0	0	0	0	0	0	0	0	0	0	1	0	1	0	1	.314
Totals		15gs	51	12	16	7	3	1	0	4	1	0	3	1	2	1	7	16	34	7	34	.314


On base pct. .383 • Slugging pct. .412

CAREER

Year	avg	gp-gs	ab	r	h	2b	3b	hr	rbi	bb	so	sb-att
2013	.406	19-9	32	9	13	2	0	0	5	5	4	0-1
2014	.314	17-15	51	12	16	3	1	0	7	4	7	1-1
TOTAL	.349	36-24	83	21	29	5	1	0	12	9	11	1-2

CAREER HIGHS

Hits 2 6 Times, Last vs. Rice, 3/18/14
 Doubles 1 5 Times, Last vs. UT Arlington, 3/14/14
 RBI 2 vs. UT Arlington, 3/14/14
 Runs Scored 4 at Western Kentucky, 3/14/14
 Stolen Bases 1 at Western Kentucky, 3/22/14



CHAD YOUNG
 LEFT-HANDED PITCHER • L/L
 5-11 • 255 • JR. • TR
 MESQUITE, TEXAS • POTEET HS (NAVARRO CC)

30

2014 GAME-BY-GAME

Date	Opponent	GS	IP	H	R	ER	BB	SO	2B	3B	HR	WP	BK	HBP	IBB	Score	W/L	Sv	ERA	NP
Feb 22	UC RIVERSIDE	0	0.2	1	0	0	0	0	0	0	0	0	0	0	0	0-7	0-0	0	0.00	8
Mar 05	VALPARAISO	0	2.0	2	1	0	2	3	0	0	0	0	0	0	0	2-3	0-0	0	0.00	40
Mar 11	TEXAS	*	0.2	1	1	0	0	0	0	0	0	0	0	0	0	3-6	0-0	0	2.70	12
Mar 18	RICE	*	2.1	3	4	4	2	1	2	0	0	0	0	0	0	1-14	0-1	0	7.94	48
Totals		1	5.2	7	6	5	4	4	2	0	0	3	0	2	0	14-30	0-1	0	7.94	-

CAREER

Year	era	w-l	app	qs	cq	sho	sv	ip	h	r	er	bb	so
2014	7.94	0-1	4	1	0	0/0	0	5.2	7	6	5	4	4
TOTAL	7.94	0-1	4	1	0	0/0	0	5.2	7	6	5	4	4

CAREER HIGHS

Innings Pitched 2.1 vs. Rice, 3/18/14
 Strikeouts 3 vs. Valparaiso, 3/5/14



AUSTEN WILLIAMS
 RIGHT-HANDED PITCHER • R/R
 6-3 • 214 • JR. • 2L
 FORT WORTH, TEXAS • SOUTHWEST CHRISTIAN HS

31

2014 GAME-BY-GAME

Date	Opponent	GS	IP	H	R	ER	BB	SO	2B	3B	HR	WP	BK	HBP	IBB	Score	W-L	Sv	ERA	NP
Feb 16	AIR FORCE	*	7.2	2	0	0	1	8	0	0	0	0	0	0	0	6-0	1-0	0	0.00	99
Feb 23	UC RIVERSIDE	*	6.0	2	1	0	3	7	0	0	0	0	0	1	0	7-5	2-0	0	0.00	104
Mar 1	WAGNER-2	*	5.2	6	4	1	5	2	1	0	1	0	0	0	0	9-7	2-0	0	1.96	104
Mar 8	at Washington State-2	*	7.0	7	3	3	1	8	2	0	0	0	0	0	0	5-3	2-0	0	2.39	98
Mar 15	UT ARLINGTON	*	5.0	6	3	3	5	6	0	0	1	0	0	0	0	7-5	2-0	0	2.87	114
Mar 22	at Western Kentucky	*	6.0	5	4	2	1	5	1	0	0	0	0	0	0	13-4	3-0	0	2.89	110
Totals		6	37.1	30	17	12	12	39	5	1	1	0	0	1	0	47-24	3-0	0	2.89	-

CAREER

Year	era	w-l	app	qs	cq	sho	sv	ip	h	r	er	bb	so
2012	5.21	1-0	9	1	0	0/0	1	19.0	24	15	11	3	15
2013	3.41	1-3	28	0	0	0/3	1	31.2	25	14	12	14	31
2014	2.89	3-0	6	6	0	0/1	0	37.1	30	17	12	12	39
TOTAL	3.58	5-3	43	7	0	0/4	2	88.0	79	46	35	29	85

CAREER HIGHS

Innings Pitched 7.2 vs. Air Force, 2/16/14
 Strikeouts 8 Twice, Last at Washington State, 3/8/14



TAYLOR BLACK
 RIGHT-HANDED PITCHER • R/R
 6-1 • 190 • R-JR. • 2L
 ALLEN, TEXAS • ALLEN HS

32

2014 GAME-BY-GAME

Date	Opponent	GS	IP	H	R	ER	BB	SO	2B	3B	HR	WP	BK	HBP	IBB	Score	W-L	Sv	ERA	NP
Feb 15	WASHINGTON	*	8.1	4	3	3	0	8	1	0	1	0	0	0	0	1-6	0-1	0	3.24	99
Feb 22	UC RIVERSIDE	*	5.0	9	5	3	1	4	2	0	0	0	0	0	0	8-7	0-1	0	4.05	84
Mar 1	WAGNER-1	*	5.0	5	2	1	3	7	0	0	0	0	0	0	0	8-5	1-1	0	3.44	101
Mar 8	at Washington State-1	*	7.1	6	3	3	1	7	3	0	0	1	0	1	0	3-4	1-2	0	3.51	87
Mar 14	UT ARLINGTON	*	7.0	6	2	2	1	7	1	0	1	0	0	0	0	10-5	2-2	0	3.31	119
Mar 21	at Western Kentucky	*	8.0	8	4	4	1	5	2	0	0	2	0	1	0	14	2-3	0	3.54	116
Totals		6	40.2	38	19	16	7	38	9	0	2	3	0	3	0	31-31	2-3	0	3.54	-

CAREER

Year	era	w-l	app	qs	cq	sho	sv	ip	h	r	er	bb	so
2012	3.63	2-3	8	7	0	0/0	0	39.2	42	20	16	17	29
2013	4.43	3-7	15	15	1	1/2	0	85.1	91	58	42	40	68
2014	3.54	2-3	6	6	1	0/0	0	40.2	38	19	16	7	38
TOTAL	4.02	7-13	29	28	2	1/2	0	165.2	171	97	74	64	135

CAREER HIGHS

Innings Pitched 8.1 vs. Washington, 2/14/14
 Strikeouts 10 vs. Northern Kentucky, 3/2/13



DYLAN BEIN
 RIGHT-HANDED PITCHER • R/R
 6-2 • 190 • FR. • HS
 CEDAR PARK, TEXAS • VISTA RIDGE HS

34

2014 GAME-BY-GAME

Date	Opponent	GS	IP	H	R	ER	BB	SO	2B	3B	HR	WP	BK	HBP	IBB	Score	W-L	Sv	ERA	NP
Feb 18	at Rice	*	1.2	3	2	2	1	2	1	0	0	0	0	0	0	3-4	0-1	0	10.80	28
Feb 25	A&M-CORPUS CHRIS	*	4.2	3	1	0	2	6	0	0	0	1	1	0	0	6-4	0-1	0	2.84	80
Mar 1	WAGNER-2	*	0.2	3	0	0	0	0	1	0	0	0	0	0	0	9-7	0-1	0	2.57	12
Mar 05	VALPARAISO	*	3.0	0	0	0	2	1	0	0	0	0	0	0	0	2-3	0-1	0	1.80	44
Mar 11	TEXAS	*	3.2	6	4	4	0	5	0	0	2	1	0	1	0	3-6	0-2	0	3.95	78
Mar 18	RICE	*	2.0	1	2	2	3	0	0	0	0	2	0	0	0	1-14	0-2	0	4.60	37
Mar 25	at Texas	*	4.0	2	0	0	0	0	0	0	1	0	0	0	0	3-5	0-2	0	3.66	40
Totals		3	19.2	18	9	8	8	18	2	2	1	3	2	2	0	25-43	0-2	0	3.66	-

CAREER

Year	era	w-l	app	qs	cq	sho	sv	ip	h	r	er	bb	so
2014	3.66	0-2	7	3	0	0/0	0	19.2	18	9	8	8	18
TOTAL	3.66	0-2	7	3	0	0/0	0	19.2	18	9	8	8	18

CAREER HIGHS

Innings Pitched 4.2 vs. Texas A&M-Corpus Christi, 2/25/14
 Strikeouts 6 vs. Texas A&M-Corpus Christi, 2/25/14



CAMERON FRIESS
 CATHCER • R/R
 6-1 • 182 • R-FR. • HS
 KATY, TEXAS • KATY HS

35

2014 GAME-BY-GAME

Date	Opponent	Pos	AB	R	H	RBI	2B	3B	HR	BB	SB	CS	HBP	SAC	SF	GDP	K	PO	A	E	Avg	
Mar 18	RICE	ph	1	0	0	0	0	0	0	0	0	0	0	0	0	0	0	1	0	0	0	.000
Totals		Ogs	1	0	0	0	0	0	0	0	0	0	0	0	0	0	0	1	0	0	0	.000

On base pct. .000 • Slugging pct. .000

CAREER

Year	avg	gp-gs	ab	r	h	2b	3b	hr	rbi	bb	so	sb-att	
2014	.000	1-0	1	0	0	0	0	0	0	0	0	1	0-0
TOTAL	.000	1-0	1	0	0	0	0	0	0	0	0	1	0-0



AUSTIN O'NEAL
INFIELD • R/R
6-4 • 211 • R-SR. • TR-1L
TRABUCO CANYON, CALIF. • TESORO HS (SANTA ANA)

37

2014 GAME-BY-GAME

Date	Opponent	Pos	AB	R	H	RBI	2B	3B	HR	BB	SB	CS	HBP	SAC	SF	GDP	K	PO	A	E	Avg	
Feb 14	MICHIGAN	ph	1	0	0	0	0	0	0	0	0	0	0	0	0	0	1	0	0	0	0	.000
Feb 16	AIR FORCE	ph	1	0	0	0	0	0	0	0	0	0	0	0	0	0	0	0	0	0	0	.000
Feb 21	UC RIVERSIDE	of	1	0	0	0	0	0	0	0	0	0	0	0	0	0	0	1	0	0	0	.000
Feb 22	UC RIVERSIDE	of	1	0	0	0	0	0	0	0	0	0	0	0	0	0	0	1	1	0	0	.000
Feb 25	A&M-CORPUS CHRIS	of	1	0	1	2	0	0	0	0	0	0	0	0	0	0	0	0	0	0	0	.200
Feb 25	UC RIVERSIDE	of	4	0	2	3	1	0	0	0	0	0	0	0	0	0	0	8	0	0	0	.333
Mar 1	WAGNER-1	*1b	3	0	1	0	0	0	0	0	0	0	0	0	0	0	0	1	7	0	0	.250
Mar 1	WAGNER-2	*1b	5	1	1	0	1	0	0	0	0	0	0	0	0	0	0	1	13	0	0	.294
Mar 05	VALPARAISO	*1b	3	0	0	0	0	0	0	0	0	0	0	0	0	0	0	1	13	0	0	.250
Mar 7	at Washington State	ph	1	0	1	0	0	0	0	0	0	0	0	0	0	0	0	0	0	0	0	.295
Mar 8	at Washington State-1	dh	4	0	0	0	0	0	0	0	0	0	0	0	0	0	0	0	0	0	0	.240
Mar 8	at Washington State-2	dh	1	0	1	1	0	0	0	0	0	0	0	0	0	0	0	0	0	0	0	.269
Mar 11	TEXAS	*	4	0	1	0	0	0	0	0	0	0	0	0	0	0	3	0	0	0	0	.267
Mar 15	UT ARLINGTON	off/ph	1	0	1	0	0	0	0	0	0	0	0	0	0	0	0	0	0	0	0	.290
Mar 18	RICE	*1b	0	0	0	0	0	0	0	0	0	0	0	0	0	0	0	1	0	0	0	.230
Mar 22	at Western Kentucky	*dh	2	0	0	0	0	0	1	0	0	0	0	0	0	0	1	0	0	0	0	.273
Mar 25	at Texas	*1b	1	0	0	0	0	0	0	0	0	0	0	0	0	0	1	0	0	0	0	.269
Totals			79s	34	1	9	6	2	0	2	0	0	1	0	0	0	11	43	0	0	0	.269

On base pct. .324 • Slugging pct. .324

CAREER

Year	avg	gp-gs	ab	r	h	2b	3b	hr	rbi	bb	so	sb-att
2013	.322	46-32	118	23	38	10	0	3	26	14	23	0-0
2014	.265	17-7	34	1	9	2	0	0	6	2	11	0-0
TOTAL	.309	63-39	152	24	47	12	0	3	32	16	34	0-0

CAREER HIGHS

Hits	3	4 Times, Last vs. Dallas Baptist, 5/24/13
Doubles	2	Twice, Last vs. Dallas Baptist, 5/18/13
Home Runs	1	3 Times, Last at San Jose State, 4/19/13
RBI	4	Twice, Last at UTSA, 5/5/13
Runs Scored	2	4 Times, Last vs. New Mexico State, 5/23/13



TANNER HILL
CATCHER/INFIELD • R/R
6-1 • 245 • SO. • TR
NEW BRAUNFELS, TEXAS • CANYON HS (GALVESTON CC)

42

2014 GAME-BY-GAME

Date	Opponent	Pos	AB	R	H	RBI	2B	3B	HR	BB	SB	CS	HBP	SAC	SF	GDP	K	PO	A	E	Avg	
Feb 14	MICHIGAN	*1b	5	0	1	0	0	0	0	0	0	0	0	0	0	0	0	12	0	1	0	.200
Feb 16	AIR FORCE	*1b	1	1	1	3	0	0	1	2	0	0	0	0	0	0	0	12	1	1	0	.333
Feb 18	at Rice	*1b	5	0	2	1	0	0	0	0	0	0	0	0	0	0	2	12	1	0	0	.364
Feb 21	UC RIVERSIDE	*1b	3	0	1	0	0	0	0	0	0	0	0	0	0	0	1	8	0	0	0	.357
Feb 22	UC RIVERSIDE	*1b	3	0	1	1	1	0	0	1	0	0	0	0	0	0	1	10	1	0	0	.353
Feb 23	UC RIVERSIDE	*	5	0	1	2	0	0	0	0	0	0	0	0	0	0	1	10	1	0	0	.318
Feb 25	A&M-CORPUS CHRIS	*	1	0	1	0	0	0	0	0	0	0	0	0	0	0	0	0	0	0	0	.280
Feb 28	WAGNER	*dh	4	0	0	0	0	0	0	0	0	0	0	0	0	0	0	0	0	0	0	.241
Mar 1	WAGNER-2	*c	4	0	0	0	0	0	0	0	0	0	0	0	0	0	0	7	0	0	0	.212
Mar 7	at Washington State	*1b	5	1	1	0	0	0	0	0	0	0	0	0	0	0	4	10	1	0	0	.211
Mar 8	at Washington State-1	*1b	3	1	2	0	0	0	2	0	0	0	0	0	0	0	0	4	3	0	0	.260
Mar 8	at Washington State-2	*1b	3	1	1	0	0	0	0	0	0	0	0	0	0	0	0	1	11	0	0	.256
Mar 11	TEXAS	*	4	0	1	1	0	0	0	0	0	0	0	0	0	0	2	9	1	0	0	.255
Mar 14	UT ARLINGTON	*1b	2	0	0	0	0	0	0	0	0	0	0	0	0	0	0	10	1	0	0	.245
Mar 15	UT ARLINGTON	*1b	5	0	0	0	0	0	0	0	0	0	0	0	0	0	0	8	0	0	0	.222
Mar 16	UT ARLINGTON	*	4	0	0	0	0	0	0	0	0	0	0	0	0	0	0	9	2	0	0	.207
Mar 18	RICE	*1b/c	3	1	1	0	0	0	1	0	0	0	0	0	0	0	0	9	1	0	0	.213
Mar 21	at Western Kentucky	*1b	3	0	1	0	0	0	0	0	0	0	0	0	0	0	1	15	0	0	0	.203
Mar 22	at Western Kentucky	*1b	5	2	2	0	0	0	1	0	0	0	0	0	0	0	3	8	2	0	0	.217
Mar 23	at Western Kentucky	*1b	3	2	2	1	0	1	1	1	0	0	0	0	0	0	0	9	1	0	0	.236
Mar 25	at Texas	*1b	2	0	0	0	0	0	0	0	0	0	0	0	0	0	0	10	1	0	0	.230
Totals			219s	74	13	17	13	1	3	10	0	0	3	1	1	1	16	192	17	2	0	.230

On base pct. .341 • Slugging pct. .392

CAREER

Year	avg	gp-gs	ab	r	h	2b	3b	hr	rbi	bb	so	sb-att
2014	.230	21-21	74	13	17	1	1	3	13	10	16	0-0
TOTAL	.230	21-21	74	13	17	1	1	3	13	10	16	0-0

CAREER HIGHS

Hits	2	4 Times, Last at Western Kentucky, 3/23/14
Doubles	1	vs. UC Riverside, 2/22/14
Home Runs	1	3 Times, Last at Western Kentucky, 3/23/14
RBI	3	vs. Air Force, 2/16/14
Runs Scored	2	4 Times, Last at Western Kentucky, 3/23/14




DAVID PAIZ
INFIELD/RHP • R/R
6-2 • 205 • R-JR. • TR
AUSTIN, TEXAS • ANDERSON HS (TEXAS TECH)

40

2014 GAME-BY-GAME

Date	Opponent	Pos	AB	R	H	RBI	2B	3B	HR	BB	SB	CS	HBP	SAC	SF	GDP	K	PO	A	E	Avg	
Feb 14	MICHIGAN	*3b	5	2	3	2	0	0	0	1	0	0	0	0	0	0	0	0	0	0	0	.600
Feb 15	WASHINGTON	*3b	4	0	2	0	0	0	0	0	0	0	0	0	0	0	0	0	0	0	0	.566
Feb 16	AIR FORCE	*3b	2	1	1	1	0	0	0	2	0	0	0	0	0	0	0	0	0	0	0	.545
Feb 18	at Rice	*3b	2	0	1	0	0	0	0	0	0	0	0	0	0	0	0	0	0	0	0	.500
Feb 21	UC RIVERSIDE	*3b	2	0	0	0	0	0	0	1	0	0	0	0	0	0	0	0	0	0	0	.444
Feb 22	UC RIVERSIDE	*3b	5	2	0	0	0	0	0	1	0	0	0	0	0	0	0	0	0	2	0	.348
Feb 23	UC RIVERSIDE	*	5	0	1	1	0	0	0	0	0	0	0	0	0	0	0	0	0	1	0	.321
Feb 25	A&M-CORPUS CHRIS	*	9	0	0	0	0	0	0	0	0	0	0	0	0	0	1	0	1	2	1	.260
Feb 28	WAGNER	*3b	5	0	1	1	1	0	0	0	0	0	0	0	0	0	0	0	0	0	0	.278
Mar 1	WAGNER-1	*3b	4	0	0	0	0	0	0	0	0	0	0	0	0	0	0	0	0	1	4	.250
Mar 1	WAGNER-2	*3b	2	1	1	1	0	0	0	0	0	0	0	0	0	0	0	0	0	0	0	.266
Mar 05	VALPARAISO	*	4	0	1	0	0	0	0	0	0	0	0	0	0	0	0	0	1	0	0	.283
Mar 7	at Washington State	*3b	4	0	0	0	0	0	0	1	0	0	0	0	0	0	0	0	0	0	0	.260
Mar 8	at Washington State-1	*3b	4	0	1	0	0	0	0	0	0	0	0	0	0	0	0	0	0	1	0	.259
Mar 8	at Washington State-2	*3b	4	0	1	0	0	0	0	0	0	0	0	0	0	0	0	0	0	0	0	.259
Mar 11	TEXAS	*	3	1	2	0	0	0	0	1	0	0	0	0	0	0	0	0	0	1	3	.279
Mar 14	UT ARLINGTON	*3b	4	0	1	0	0	0	0	0	0	0	0	0	0	0	0	0	0	2	0	.277
Mar 15	UT ARLINGTON	*3b	5	1	2	2	1	0	0	0	0	0	0	0	0	0	0	0	0	3	2	.295
Mar 16	UT ARLINGTON	*3b	4	1	2	1	0	0	0	0	0	0	0	0	0	0	0	0	0	0	0	.294
Mar 21	at Western Kentucky	*3b	3	0	1	0	0	0	0	0	0	0	0	0	0	0	0	0	0	1	0	.286
Mar 22	at Western Kentucky	*3b	4	0	2	3	0	0	0	0	0	0	0	0	0	0	2	0	1	0	1	.296
Mar 23	at Western Kentucky	*3b	4	0	0	0	0	0	0	0	0	0	0	0	0	0	1	0	0	1	0	.262



ROSS GOEBEL
RIGHT-HANDED PITCHER • R/R
6-2 • 195 • R-SR. • TR-1L
CUERO, TEXAS • CUERO HS (NCTC)

45

2014 GAME-BY-GAME

#45 Goebel, Ross - 9 appearances (All games)

Date	Opponent	GS	IP	H	R	ER	BB	SO	2B	3B	HR	WP	BK	HBP	IBB	Score	W/L	SV	ERA	NP	
Feb 14	MICHIGAN	0.2	0	1	0	0	0	0	0	0	0	0	0	0	0	9-7	0-0	0	0.00	4	
Feb 16	AIR FORCE	0.1	0	0	0	0	0	0	0	0	0	0	0	0	0	6-0	0-0	0	0.00	1	
Feb 18	at Rice	0.0	0	1	1	0	0	0	0	0	0	0	0	0	1	3-4	0-0	0	9.00	2	
Feb 28	WAGNER	2.0	0	0	0	1	3	0	0	0	0	0	0	0	1	3-1	1-0	0	3.00	33	
Mar 05	VALPARAISO	1.0	0	1	1	1	0	0	0	0	0	0	0	0	0	2-3	1-0	0	4.50	16	
Mar 11	TEXAS	0.1	1	1	1	0	0	0	0	0	0	0	0	0	0	3-6	1-0	0	6.23	4	
Mar 16	UT ARLINGTON	0.1	0	0	0	0	0	0	0	0	0	0	0	0	0	3-1	2-0	0	5.79	2	
Mar 18	RICE	0.2	1	1	0	1	0	0	0	0	1	0	1	0	1	1-4	2-0	0	5.06	19	
Mar 22	at Texas	1.1	3	1	1	1	1	1	1	0	1	0	0	0	0	1-5	2-0	0	3.40	33	
Totals		0	6.2	5	6	4	4	4	1	0	1	0	0	0	3	1	30-41	2-0	0	5.40	-

CAREER

Year	era	w-l	app	qs	cq	sho	sv	ip	h	r	er	bb	so
2012	3.74	2-1	18	0	0	0/1	2	21.2	26	12	9	8	24
2014	5.40	2-0	9	0	0	0/1	0	6.2	5	6	4	4	4
TOTAL	4.13	4-1	27	0	0	0/2	2	28.1	31	18	13	12	28

CAREER HIGHS

Innings Pitched	3.0	vs. CSU Bakersfield, 4/26/13
Strikeouts	3	vs. Wagner, 2/28/14



CODY LOVEJOY
OUTFIELD • R/R
6-0 • 201 • JR. • 2L
LORENA, TEXAS • LORENA HS

44

2014 GAME-BY-GAME

Date	Opponent	Pos	AB	R	H	RBI	2B	3B	HR	BB	SB	CS	HBP	SAC	SF	GDP	K	PO	A	E	Avg
Feb 14	MICHIGAN	*dh	4	3	3	1	1	0	0	2	0	0	0	0	0	0	0	1	0	0	.750
Feb 15	WASHINGTON	*dh	4	0	0	0	0	0	0	0	0	0	0	0	0	0	2	0	0	0	.375
Feb 16	AIR FORCE	*dh	5	0	1	2	1	0	0	0	0	0	0	0	0	0	1	1	0	0	.308
Feb 18	at Rice	*dh	4	0	0	0	0	0	0	0	0	0	0	0	0	0	1	0	0	0	.235
Feb 21	UC RIVERSIDE	*dh	4	0	1	1	1	0	0	0	0	0	0	0	0	0	0	2	0	0	.238
Feb 22	UC RIVERSIDE	*	4	2	1	0	0	0	0	2	0	0	0	0	0	0	0	0	0	0	.240
Feb 23	UC RIVERSIDE	*	4	1	1	1	0	0	0	0	0	0	0	0	0	0	1	0	0	0	.241
Feb 25	A&M-CORPUS CHRIS	*	4	1	1	1	0	0	0	0	1	0	0	0	0	0	0	2	0	0	.242
Mar 1	WAGNER-1	*	4	1	1	0	0	0	0	2	0	1	0	0	0	0	0	0	0	0	.243
Mar 05	VALPARAISO	*	3	0	0	0	0	0	0	0	0	0	0	0	0	0	1	1	0	0	.225
Mar 7	at Washington State	*dh	3	0	0	0	0	0	0	0	0	0	0	0	0	0	0	0	1	0	.209
Mar 8	at Washington State-1	ph	1	0	0	0	0	0	0	0	0	0	0	0	0	0	0	0	1	0	.205
Mar 11	TEXAS	*	1	0	0	0	0	0	0	0	0	0	0	0	0	0	0	0	0	0	.200
Mar 14	UT ARLINGTON	*	4	0	0	1	0	0	0	0	0	0	0	0	0	1	0	2	0	0	.184
Mar 15	UT ARLINGTON	*dh	3	1	0	1	0	0	0	0	0	2	0	0	0	0	0	0	0	0	.173
Mar 16	UT ARLINGTON	*	4	0	2	0	0	0	0	0	0	0	0	0	0	0	0	0	1	0	.196
Mar 18	RICE	*dh	4	0	0	0	0	0	0	0	0	0	0	0	0	0	0	2	0	0	.183
Totals		15gs	60	9	11	8	3	0	4	3	0	3	2	2	2	2	16	0	0	0	.183

On base pct. .261 • Slugging pct. .233

CAREER

Year	avg	qp-gs	ab	r	h	2b	3b	hr	rbi	bb	so	sb-att
2012	.200	23-10	35	6	7	2	0	0	6	5	9	5-5
2013	.337	50-44	187	32	63	12	0	1	22	20	26	8-12
2014	.183	17-15	60	9	11	3	0	0	8	4	18	3-3
TOTAL	.287	90-69	282	47	81	17	0	1	36	29	53	16-20

CAREER HIGHS

Hits	4	at San Jose State, 4/20/13
Doubles	3	vs. CSU Bakersfield, 4/26/13
Home Runs	1	vs. Baylor, 4/16/13
RBI	3	at Rice, 4/10/12
Runs Scored	3	vs. Michigan, 2/16/14
Stolen Bases	2	3 Times, Last vs. Wagner, 3/1/14