



2014 ARKANSAS STATE BASEBALL

Chris Graddy, Media Relations Assistant • Office: 870-972-2707 • Cell: 870-340-7836

Email: cgraddy@astate.edu • Facebook.com/AStateBaseball • Twitter: @AStateGameDay #AStateBSB

Mailing Address: P.O. Box 1000, State University, AR 72467

2014 Schedule/Results

FEBRUARY

Date	Opponent	Time/Result
F14	Miami (Ohio)	3-0/W
F15	Miami (Ohio)	18-8/W
F16	Miami (Ohio)	13-3/W
F18	Arkansas-Monticello	2-0/L
F21	Illinois State	4-3/L
F22	Illinois State	3-2/L
F22	Illinois State	9-7/L
F23	Illinois State	14-8/W
F25	SEMO	8-3/W
F28	at UAB	5-0/L

MARCH

Date	Opponent	Time/Result
M1	at UAB	3-1/L
M2	at UAB	5-3/W
M4	at Missouri State	Cancelled
M5	at Missouri State	Rescheduled
M9	Creighton	7-3/L
M10	Creighton	5-4/L
M11	Creighton	6-2/W
M12	at Murray State	27-7/W
M14	Arkansas-Little Rock*	3-0/W
M15	Arkansas-Little Rock*	5-3/W
M15	Arkansas-Little Rock*	4-3/W (14)
M19	at #14 Ole Miss	4-3/L
M21	at UT Arlington*	5-1/W
M22	at UT Arlington*	6-2/L
M23	at UT Arlington*	14-10/W
M25	Memphis	10-7/W
M26	at Missouri State	5-4/L
M28	Texas State*	6:00 p.m.
M29	Texas State*	4:00 p.m.
M30	Texas State*	11:00 a.m.

APRIL

Date	Opponent	Time/Result
A1	at SEMO	6:00 p.m.
A4	at Western Kentucky*	6:00 p.m.
A5	at Western Kentucky*	3:00 p.m.
A6	at Western Kentucky*	1:00 p.m.
A8	Central Arkansas	6:30 p.m.
A11	South Alabama*	6:30 p.m.
A12	South Alabama*	6:30 p.m.
A13	South Alabama*	1:00 p.m.
A15	Memphis	6:30 p.m.
A18	Louisiana-Monroe*	5:00 p.m.
A19	Louisiana-Monroe*	6:00 p.m.
A20	Louisiana-Monroe*	1:00 p.m.
A22	at Central Arkansas	6:00 p.m.
A25	at Georgia State*	5:00 p.m.
A26	at Georgia State*	1:00 p.m.
A27	at Georgia State*	Noon
A29	Murray State	6:30 p.m.

MAY

Date	Opponent	Time/Result
M2	Louisiana-Lafayette*	6:00 p.m.
M3	Louisiana-Lafayette*	6:00 p.m.
M4	Louisiana-Lafayette*	1:00 p.m.
M9	Troy*	6:00 p.m.
M10	Troy*	6:00 p.m.
M11	Troy*	1:00 p.m.
M13	Ole Miss	6:30 p.m.
M15	at Arkansas-Little Rock*	6:00 p.m.
M16	at Arkansas-Little Rock*	6:00 p.m.
M17	at Arkansas-Little Rock*	1:00 p.m.

SUN BELT CONFERENCE TOURNAMENT

Date	Opponent	Time/Result
M21-25	Sun Belt Conference	TBA

NCAA REGIONALS

Date	Opponent	Time/Result
J1-6	NCAA Regionals	TBA



Arkansas State
Red Wolves

2014 Record: 14-11
SBC Record: 5-1
Head Coach: Tommy Raffo
Career Record: 156-154-1 (6)
Record at ASU: Same

STATISTICAL LEADERS

Avg: Lucas Feddersen (.322)
Home Runs: Austin Baker (5)
RBIs: Matt Burgess (26)
Slugging Pct: A. Baker (.567)
On-Base Pct: Stuart Levy (.415)
Stolen Bases: A. Baker (8)

LEADING OFF: The Arkansas State baseball team will host Texas State for a three-game Sun Belt Conference this Friday, Saturday and Sunday at Tomlinson Stadium. Both teams enter the weekend with 5-1 league records are looking to take sole possession of second place in the SBC standings. The Red Wolves are coming off a 1-1 record in midweek action after a comeback victory against Memphis on Tuesday followed by a 5-4 setback against Missouri State on the road.

Arkansas State is riding a five-game winning streak at Kell Field, including four straight at home in conference play.

All three games can be heard on 95.3FM The Ticket/970AM KNEA and in the StateZone at AStateRedWolves.com. Additionally, live video will be available in the StateZone with a paid subscription.

Probable Pitching Rotation

FRIDAY (6:00 p.m.) vs Texas State

RHP David Owen (So., 4-0, 1.97 ERA, 29K, 11BB)
vs
RHTaylor Black (Jr., 2-3, 3.54 ERA, 38K, 7BB)

SATURDAY (4:00 p.m.) vs Texas State

LHP Chandler Hawkins (Jr., 2-3, 5.04 ERA 25K, 8BB)
vs
RHP Austen Williams (Jr., 3-0, 2.89 ERA, 39L, 12BB)

SUNDAY (11:00 a.m.) vs Texas State

RHP Bradley Wallace (Sr., 1-3, 6.66 ERA, 22K, 12BB)
vs
RHP Lucas Humpal (So., 2-0, 3.49 ERA, 36K, 10BB)

GAMES 26-28

Date: March 28-30
First Pitch: 6:00 p.m.
4:00 p.m.
11:00 a.m.

Location: Jonesboro, Arkansas
Stadium: Tomlinson Stadium
Radio: East Arkansas Broadcasters
95.3 FM The Ticket
970 AM KNEA
Radio Talent: Matt Stolz

SERIES

A-State vs Texas State: 1-1
In Jonesboro: First Meeting
Raffo Record vs Texas State: 1-1
Current Streak: 1 Loss

MULTIMEDIA

Online Audio: AStateRedWolves.com
Live Stats: AStateRedWolves.com
Mobile Stats: TapStats
Live Video: StateZone (Paid)



Texas State
Bobcats

2014 Record: 15-9
SBC Record: 5-1
Head Coach: Ty Harrington
Career Record: 447-350
Record at TxSt: Same

STATISTICAL LEADERS

Avg: G. Studdard (.292)
Home Runs: 3 with 3
RBIs: G. Matlage (21)
Slugging Pct: Studdard (.417)
On-Base Pct: Studdard (.414)
Stolen Bases: Matlage (6)

Weather Report

Fri. March 28	Sat. March 29	Sun. March 30
T-Storms	Partly Cloudy	Mostly Sunny
High: 68	High: 64	High: 66
Low: 46	Low: 38	Low: 44
Wind: 26 SSW	Wind: 14 N	Wind: 7 SE
Rain: 30%	Rain: 10%	Rain: 0%

TALE OF THE TAPE

HITTING	A-State	TxSt
Batting Average	.281	.245
Run Scored	164	123
Hits	240	193
Doubles	51	27
Triples	8	6
Home Runs	6	11
RBIs	134	114
Slugging Pct.	.381	.336
Walks	117	93
On Base Pct	.386	.344
Stolen Bases	37-41	16-23

PITCHING	A-State	TxSt
ERA	4.16	3.83
Innings Pitched	223.0	218.2
Hits Allowed	222	211
Runs Allowed	111	113
Earned Runs Allowed	103	93
Strikeouts	176	197
Walks	82	76

2014 Baseball

Preseason Coaches' Poll

(First Place Votes in Parentheses)

1. UL Lafayette (8) - 98 pts
2. South Alabama (1) - 82 pts
3. Troy - 77 pts
4. Texas State - 57 pts
5. UT Arlington - 48 pts
6. Western Kentucky - 45 pts
7. **Arkansas State - 41 pts**
7. Georgia State - 41 pts
9. UALR - 33 pts
10. UL Monroe (1) - 28 pts

2014 Baseball Preseason

All-Conference Team

Austin Robichaux (UL Lafayette, Junior, SP)

Matt Bell (South Alabama, Senior, SP)

Shane McCain (Troy, Senior, SP)

Ian Tompkins (WKU, Junior, RP)

Michael Strentz (UL Lafayette, RS-Junior, C)

Zach George (Arkansas State, RS-Junior, 1B)

Caden Bailey (Georgia State, Junior, 2B)

Blake Trahan (UL Lafayette, Sophomore, SS)

Tyler Girouard (UL Lafayette, Junior, 3B)

Seth Harrison (UL Lafayette, Senior, OF)

Matt Shortall (UT Arlington, Senior, OF)

Regan Flaherty (WKU, Senior, OF)

Caleb Adams (UL Lafayette, Junior, DH)

Scott Wilcox (WKU, Senior, UTIL)

2014 Baseball Preseason

Player of the Year

Caleb Adams (UL Lafayette, Junior, DH)

2014 Baseball Preseason

Pitcher of the Year

Austin Robichaux (UL Lafayette, Junior, SP)



A-STATE/TEXAS STATE SERIES HISTORY

- Friday night's game will be just the third meeting all-time between the A-State and Texas State.
- Both previous meetings took place in the 2009 season at the UT Arlington Invitational Tournament.
- A-State won the first game 4-3 in 10 innings, but the Bobcats defeated A-State 3-2 in the final game of the tournament.

STRANGE CONNECTIONS

- Texas State head coach Ty Harrington was an assistant at Arkansas State from 1992-94 under then head coach Bill Bethea.
- Harrington was a member of the 1994 coaching staff that led A-State to the 1994 Sun Belt Conference Championship and an NCAA Regional appearance.

FROM A TO Z FRESHMEN PITCHERS STRONG IN RELIEF

- A-State freshmen relievers Bryan Ayers and Tyler Zuber combined to pitch 9 innings of shutout baseball in back-to-back relief appearances on March 25-26.
- Zuber pitched five innings in relief against Memphis on March 25 and gave up just two hits and struck out three in the performance.
- Ayers tossed four shutout innings in relief against Missouri State on March 26 while giving up just one hit and striking out four.

NO FENCE NO PROBLEM

- Austin Baker hit an inside the park home run against Memphis on March 25 with one runner on base.
- The last inside the park home run was by Todd Baumgartner on March 23, 2011 against Lyon College.

YOU CAN'T CATCH THEM

- Arkansas State has stolen 16 straight bases on the season without being thrown out.
- Lucas Feddersen leads the team with five stolen bases during the span.
- Feddersen was the last A-State player to be thrown out on March 10 against Creighton.

STREAKS TO WATCH

Player	Games	Type
Stuart Levy	22	On Base
Zach Maggio	12	On Base
Lucas Feddersen	8	On Base
Matt Burgess	8	On Base
Kevin Fitzpatrick	8	On Base
Zach Maggio	7	Hits
Austin Baker	5	Hits

CROFT SOLIDIFIES BULLPEN

- Since permanently moving to the bullpen on March 10, A-State senior pitcher senior Morgan Croft has not allowed a run in his last 11.1 innings.
- Croft has also collected three saves during that time and has given up just two hits and five walks.

WOODHOUSE FINDS ROLE IN THE PEN

- Senior pitcher Cody Woodhouse has been dominant coming out of the bullpen this season for the Red Wolves. He has allowed just five runs in 22.1 innings of work (4 of which came in his outing at UTA on March 23).

2014 SBC Baseball Standings

Team	Conference	Overall
ULL	6-0 1.000	24-2 .923
TXST	5-1 .833	15-9 .625
A-State	5-1 .833	14-11 .560
Troy	3-2 .600	14-11 .560
USA	3-2 .600	13-10 .565
WKU	3-3 .500	13-12 .520
GSU	1-5 .167	12-14 .462
UALR	1-5 .167	11-10 .524
UTA	1-5 .167	9-16 .360
ULM	1-5 .167	8-17 .320



2014 Season At A Glance

Overall	14-11
SBC	5-1
vs Ranked Teams	0-1
vs Unranked Teams	14-10
Home	10-6
Road	4-5
Neutral	0-0
Day	11-8
Night	3-3
Black Jerseys	8-6
Red Jerseys	2-3
White Jerseys	4-2
Grey Jerseys	0-0
February	5-5
March	9-6
April	0-0
May	0-0
June	0-0
Monday	1-0
Tuesday	3-1
Wednesday	0-2
Thursday	0-0
Friday	2-2
Saturday	4-5
Sunday	4-1
Midweek	3-3
Weekend	11-7
Weekend Series Win/Loss	3-3
Weekend Series Sweep	2-0
Doubleheaders	2-0
Last Five Games	3-2
Last 10 Games	7-3
Last 15 Games	9-6
Last 20 Games	11-9
Current Streak	Lost 1
Home Streak	Won 5
Road Streak	Lost 1

STRANGE BUT TRUE FACTS

- A-State is a perfect 10-0 when collecting at least 10 hits in a game this season.
- The 3rd and 7th innings have been A-State inning's to produce this season. A-State has out scored its opponents by a combined 61-19 in those innings.
- When leading after 7 innings the Red Wolves are 14-1 and are a perfect 14-0 when leading after 8 innings.

IRON MAN

- A-State's Dustin Jones ranks 22nd in the nation in consecutive starts in the nation at 127.
- His last non-start was on March 9, 2012 against Dayton, the only game in which he did not start that season.

TWICE AS WILD

- A-State senior Zach Maggio scored all the way from second base on a wild pitch Wednesday night against Ole Miss. The Rebels' catcher couldn't locate the ball when it bounced in the air and it only rolled a few feet away so Maggio rounded third and scored easily without a play at the plate.

Stolen Base Tracker

Date	Opponent	Runner	Base	Result	Inn	Outs	Score	Ratio	Final
2/15	Miami	George	3	SB	1	1	0-0	1-1	W 3-0
2/15	Miami	Baker	2	SB	5	2	3-0	2-2	W 3-0
2/15	Miami	Baker	2	SB	8	1	3-0	3-3	W 3-0
2/15	Miami	Massanelli	2	SB	6	1	10-5	4-4	W 18-8
2/16	Miami	George	2	SB	1	2	0-0	5-5	W 13-3
2/16	Miami	Baker	2	SB	6	1	8-3	6-6	W 13-3
2/16	Miami	Baker	2	SB	7	1	11-3	7-7	W 13-3
2/18	UAM	Fitzpatrick	2	SB	7	2	0-2	8-8	L 0-2
2/21	Ill. St.	Baker	2	SB	7	1	2-4	9-9	L 3-4
2/22	Ill. St.	George	2	SB	3	1	1-0	10-10	L 2-3
2/22	Ill. St.	Levy	2	CS	6	1	1-2	10-11	L 2-3
2/22	Ill. St.	Michelotti	2	SB	5	2	3-5	11-12	L 7-9
2/23	Ill. St.	Michelotti	2	SB	5	2	13-6	12-13	W 14-8
2/25	SEMO	Michelotti	2	SB	2	0	0-2	13-14	W 8-3
2/28	at UAB	Maggio	2	CS	7	2	0-2	13-15	L 0-5
3/1	at UAB	Baker	2	SB	4	1	0-2	14-16	L 1-3
3/8	Creighton	Maggio	2	SB	1	0	0-0	15-17	L 3-7
3/9	Creighton	Fitzpatrick	2	SB	2	2	0-1	16-18	L 4-5
3/9	Creighton	Feddersen	2	SB	7	0	3-3	17-19	L 4-5
3/10	Creighton	Michelotti	2	SB	2	0	0-0	18-20	W 6-2
3/10	Creighton	Baker	2	SB	3	0	2-1	19-21	W 6-2
3/10	Creighton	Massanelli	2	CS	4	0	4-1	19-22	W 6-2
3/10	Creighton	Jones	2	SB	4	1	4-1	20-23	W 6-2
3/10	Creighton	Maggio	3	SB	4	1	5-1	21-24	W 6-2
3/10	Creighton	Feddersen	2	CS	4	1	6-1	21-25	W 6-2
3/11	Murray St.	Birginske	2	SB	1	1	3-0	22-26	W 27-7
3/11	Murray St.	Schrimpf	2	SB	2	1	6-1	23-27	W 27-7
3/11	Murray St.	Burgess	4	SB	2	1	6-1	24-28	W 27-7
3/11	Murray St.	Maggio	2	SB	5	1	14-4	25-29	W 27-7
3/14	UALR	Levy	2	SB	2	2	0-0	26-30	W 3-0
3/14	UALR	Maggio	2	SB	5	2	2-0	27-31	W 3-0
3/14	UALR	Jones	4	SB	5	2	2-0	28-32	W 3-0
3/15	UALR	Baker	2	SB	3	2	2-3	29-33	W 5-3
3/15	UALR	Feddersen	2	SB	7	1	4-3	30-34	W 5-3
3/20	Ole Miss	Jones	2	SB	1	1	0-1	31-35	L 4-3
3/21	Ole Miss	Feddersen	2	SB	3	2	1-1	32-36	L 4-3
3/21	Ole Miss	Maggio	3	SB	3	2	1-1	33-27	L 4-3
3/22	at UTA	Feddersen	2	SB	1	1	1-0	34-48	L 2-6
3/22	at UTA	Feddersen	2	SB	5	1	6-6	35-39	W 14-10
3/25	Memphis	Feddersen	3	SB	5	2	3-3	36-40	W 10-7
3/25	Memphis	Jones	2	SB	7	2	5-3	37-41	W 10-7

Athletic Media Relations
Arkansas State University

PO Box 1000
 State University, AR 72467
 Telephone - 870-972-2541
 Fax - 870-972-3367
 Press Row - 870-972-2541
 Website - AStateRedWolves.com

BASEBALL CONTACT

Chris Graddy, Assistant MRD
 870-972-2707
 cgraddy@astate.edu

Media Relations Office

Jerry Scott, Asst. A.D./Media Relations Director
 870-972-3405 jscott@astate.edu

Joe Gorby Asst. MRD
 870-972-2707 jgobry@astate.edu

Dennen Cuthbertson, Graduate Assistant
 870-972-2541
 mark.cuthbertson@smail.astate.edu

MEDIA INFORMATION**Post-Game Interviews**

The Arkansas State locker room is closed to all members of the media. However, head coach Tommy Raffo and requested players will be available for interviews following a brief cooling off period.

Practice Coverage

Red Wolves baseball practices are open to the media. Players and coaches are available for interviews before practice but must be arranged through the Media Relations office.

Weekly Releases

All Arkansas State weekly baseball releases can be obtained as a PDF document on the athletics web site at AStateRedWolves.com. To be added to the email list for all volleyball releases or if you would like the releases faxed to you, please contact Chris Graddy.

STEALING HOME TWICE IN A WEEK

- A-State stole home twice in one week after stealing home just once in all of 2013.
- A-State's Matt Burgess completed a steal of home on March 11 at Murray State, while Dustin Jones stole home on March 14 at Tomlinson Stadium against UALR.
- In both instances, both were the results of double steals.
- A-State also stole home against UALR in 2013 when Kevin Fitzpatrick accomplished the feat in the second to last game of the year.

REWRITING THE RECORD BOOKS

- Sophomore outfielder Austin Baker set two records and tied another one with his performance against Murray State Tuesday. He finished the day 5-for-6 with seven runs scored, five RBI's, three home runs in three consecutive at-bats, and 14 total bases.
- Baker set the record for runs scored with seven, breaking the previous high of five that had been done three other times in school history, with the last being Isaac Dillon in 2005 vs. UNO. The 14 total bases also set a new record, breaking the previous high of 13, which had been accomplished two other times in school history. Junior Collin Massanelli had 13 total bases last season on March 16, 2013 against UALR.
- Baker's three home runs also tied a school record for home runs with three, tying three other players including teammate Massanelli that had three against UALR on March 16, 2013.
- Junior infielder Lucas Feddersen tied the record for most at-bats in a game with eight, tying Bill Smith's record set in 1960 against St. Louis. Freshman catcher Tyler Hardie also tied a record with four walks against the Thoroughbreds, tying 16 other players in school history.
- A-State's 27 runs was the second-highest total in school history. Arkansas State's record is 28 runs scored against Memphis in 1992.

COOL RUNNINGS

- A-State is second in the Sun Belt Conference with 37 stolen bases thus far.
- The Red Wolves had just 28 stolen bases in all of 2013.
- Austin Baker leads A-State with 8 stolen bases, breaking the team-high for any A-State player in 2013. His total also ranks sixth in SBC play and is the only player among the conference's top six leaders to have not been caught stealing.

SECOND OR BETTER

- The Red Wolves rank first in the Sun Belt Conference in on base pct. at .404 and walks with 79.
- Arkansas State is second in the SBC in runs scored with 114, batting average at .293, hit-by-pitches with 27, and sacrifice flies with 10.
- A-State ranks second in the Sun Belt Conference in doubles with 38, only trailing Georgia State's 45. The Red Wolves are tied with WKU for second with five triples. ULL leads with seven.
- A-State's pitchers rank second in batters struck out looking with 48.

HOME RUN TRACKER

Date	Player	Opponent	Pitcher	On Base	Inn	Outs	Count	Score	Final Score
2/23	Burgess	Illinois St.	Lambert	3	3	2	1-0	7-3	W 14-8
3/11	Baker	Murray St.	Wallace	2	5	1	0-0	14-4	W 27-7
3/11	Baker	Murray St.	Lollar	0	7	*0	1-0	17-7	W 27-7
3/11	Baker	Murray St.	Wichman	0	8	1	2-1	20-7	W 27-7
3/22	Baker	at UTA	Amedee	0	1	1	2-1	0-0	L 2-6
3/25	Baker	Memphis	Garner	1	3	^1	1-0	0-3	W 10-7

* - Leadoff Home Run

^ - Inside the Park Home Run

QUALITY STARTS TRACKER

Date	Pitcher	(Stat Line)
2/15	B. Wallace	(6.0IP, 4H, 0R, 0ER, 3BB, 5K)
3/9	C. Hawkins	(6.0IP, 3H, 3R, 3ER, 1BB, 4K)
3/14	D. Owen	(7.0IP, 6H, 0R, 0ER, 1BB, 10K)
3/15	C. Hawkins	(6.0IP, 8H, 3R, 3ER, 0BB, 5K)

GRAND SALAMI ON RYE

- Sophomore Matt Burgess has continued his assault on opposing pitcher through the season's first two week's.
- He hit the Red Wolves first Grand Slam since 2011 on Feb. 23 against Illinois State with a bases loaded shot over the fence in right-centerfield in the bottom of the third inning.
- He was the first A-State player to hit a grand slam since Jordan Castaldo did it on May 25, 2011 against FIU.

OWEN HONORED BY COLLEGESPORTSMADNESS.COM

- Sophomore pitcher David Owen was named the CollegeSportsMadness.com Sun Belt Conference Player of the Week after his performance at UAB on March 2.
- Owen struck out a career-high 10 against the Blazers to lead A-State to a 5-3 victory.
- He became the first Red Wolves pitcher to strikeout 10 in a game since Bradley Wallace and Daniel Wright each did it in 2013.

BAKER STEALS THE WEEKEND

- Austin Baker went 4-for-4 in stolen bases in A-State's opening weekend series against Miami (OH), including two in the opening game.
- This is the second straight season in which Baker has had an impressive start to the season. As a freshman in 2013 he hit a home run in his first collegiate at-bat.
- Baker finished the weekend 5-for-9 with five RBIs and seven total bases, including a triple.

STRINGING TOGETHER EXTRA BASE HITS

- Arkansas State had seven straight extra base hits in its 13-3 victory over Miami (OH) Sunday Feb. 16.
- For the weekend the Red Wolves had 14 extra base hits, including 13 doubles.

OPENING SERIES SWEEP TWICE AS NICE

- The Arkansas State baseball team opened the 2014 season with a three-game sweep of Miami (Ohio), marking the second year in a row the squad has opened the season with a three-game series sweep.
- Prior to 2013 sweep, the only other it had happened was during the 1971 season.

PRESEASON SBC ALL-CONFERENCE HONORS

- Redshirt junior infielder Zach George was named to the 2014 Preseason All-Sun Belt Conference team, the first such honor of his career.
- George hit .333 a season ago but played just nine games before suffering a season-ending knee injury at Sam Houston State before the start of conference play. Despite the injury, George managed to hit one home run and drive in five runs and stole one base.
- In 2012, the Paragould, Ark., native finished the year with a .270 batting average and started in 52 of the Red Wolves' 57 games. He added six home runs and was second on the team with 41 RBIs. His 86 total bases and, .430 slugging percentage each ranked as the third best on the team.

WALLACE RECOGNIZED AS TOP SENIOR

- A-State senior pitcher Bradley Wallace was named as the top 100 seniors in the class of 2014 by Perfect Game USA.
- Wallace was selected as the 28th best senior baseball player in the class of 2014 and the 16th best right-handed pitcher in the class. He was one of just two players from the Sun Belt Conference on the list with Louisiana-Lafayette first basemen Chase Compton ranking 61st.

**TOP TEN CROWDS
AT TOMLINSON STADIUM
SINCE 2003**

1. Memphis (3/11/08)	1,019
2. No. 16 Ole Miss (4/23/13)	1,006
3. No. 15 Ole Miss (4/12/10)	982
4. No. 18 WKU (4/3/10)	942
5. SEMO (4/14/10)	847
6. USA (4/25/10)	812
7. No. 18 WKU (4/2/10)	782
8. No. 12 Ole Miss (3/17/09)	781
9. USA (DH) (4/24/10)	767
10. Memphis (3/30/10)	753

COLLEGESPORTSMADNESS.COM HONORS WALLACE

- Arkansas State senior pitcher Bradley Wallace was as a Preseason Second Team All-Conference selection by CollegeSportsMaddness.com
- Wallace finished the 2013 season with a 5-2 record and a 4.33 ERA and was the Red Wolves' No. 2 starter on a pitching staff that set the school record for most strikeouts in season. He had 78 punch outs in 70.2 innings of work and had the second most wins of any pitcher on the team.

WATCH IN THE STATE ZONE

- Arkansas State University Athletics is pleased to announce that fans can now purchase a 24-Hour Pass to State Zone, the official audio and video portal of AStateRedWolves.com. With a one-time payment of \$4.95, fans can watch live video broadcasts of A-State athletic events for 24 straight hours from the time of the purchase.
- State Zone offers fans live audio and video coverage of select games, including 30-plus baseball games, along with unlimited access to the largest A-State sports video library. Other packages offered by State Zone include a one-month deal for the price of \$8.95, four months for \$29.95, or one year for \$79.95.

SBC TEAM RANKINGS

CATEGORY	RANK	STAT
Batting Average	4	281
Runs Scored	3	164
Doubles	3	51
Total Bases	5	325
Walks	2	117
Slugging PCT	5	381
Hits	4	240
Triples	2	8
Hit by Pitch	3	38
On Base PCT	3	286
RBI's	3	134
Home Runs	9	6
Strikeouts	7	157
Sac Bunts	3	19
Sac Flies	2	15
Stolen Bases	2	37
ERA	6	4.16
Batters Struck Out	6	176
Runs Allowed	5	111
Opposing Batting Avg.	6	260
Struck out Looking	1	76
Saves	5	5
Innings Pitched	5	223.0
Wins	3	14
Hits Allowed	6	222
Walks Allowed	4	82
Fielding PCT	2	976
Errors	9	22

SBC INDIVIDUAL RANKINGS

SUN BELT RANKINGS

	Rank	Stat
Runs Scored		
Austin Baker	2	26
Dustin Jones	10	19
Doubles		
Stuart Levy	3	9
Dustin Jones	4	8
Total Bases		
Austin Baker	4	55
Sac Bunts		
Lucas Feddersen	3	5
Slugging PCT		
Austin Baker	9	567
Triples		
Austin Baker	1	4
Runs Batted In		
Matt Burgess	3	26
Austin Baker	5	23
Stolen Bases		
Austin Baker	6	8
ERA		
David Owen	9	2.97
Strikeouts		
David Owen	9	29
Saves		
Morgan Croft	4	3
Appearances		
Colton Kibler	1	15

NCAA RANKINGS

CATEGORY	RANK	STAT
Base on Balls	25	108
Batting Average	72	284
Double Plays	113	17
Double Plays Per GM	152	0.74
Doubles	30	45
Doubles Per Game	30	1.96
ERA	142	4.02
Fielding PCT	34	976
Hit by Pitch	36	35
Hits	74	223
Hit Allowed Per 9	148	9.04
Home Runs	176	5
Home Runs Per Game	195	0.22
On Base PCT	28	389
Runs	32	150
SAC Bunts	78	19
SAC Flies	51	12
Scoring	36	2.5
Shutouts	57	2
Slugging PCT	83	381
Stolen Bases	37	35
Stolen Bases Per Game	52	1.52
Strikeout-to-Walk Ratio	109	2.04
Strikeouts Per 9	86	7.2
Triples	34	8
Triples Per Game	47	0.35
WHIP	136	1.39
WL PCT	105	565
Walks Allowed Per 9	126	3.50

INDIVIDUAL RANKINGS

	Rank	Stat
Triples		
Austin Baker	10	4
Runs Batted In		
Matt Burgess	27	25
Runs Scored		
Austin Baker	51	23
Home Runs		
Austin Baker	59	5
Total Bases		
Austin Baker	60	55
Doubles		
Stuart Levy	85	8
Saves		
Morgan Croft	94	3

2014 Roster

#	NAME	POS	B/T	HT	WT	CL	HOMETOWN (PREVIOUS SCHOOL)
1	Eric Wilcoxson	INF	R/R	5-10	180	Fr	Walnut Ridge, Ark. (Walnut Ridge HS)
3	Dustin Jones	INF	R/R	5-10	150	Sr	Jonesboro, Ark. (Valley View HS)
4	Lucas Feddersen	INF	R/R	5-10	180	Jr-TR	Houston, Texas (Crowder CC)
5	Zach Maggio	INF	R/R	5-11	180	Sr-RS	Edwardsville, Ill. (Edwardsville HS)
6	Austin Baker	OF	L/R	5-11	180	So	Montesano, Wash. (Montesano HS)
7	Zach George	INF	S/R	6-2	195	Jr-RS	Paragould, Ark. (Greene Tech HS)
8	Stuart Levy	C	R/R	6-2	185	Jr	Little Rock, Ark. (Benton HS)
9	Logan Dollins	INF	R/R	5-11	170	Fr-RS	Kennett, Mo. (Kennett HS)
10	Kaleb Brown	OF	R/R	5-10	160	Jr-RS	Jonesboro, Ark. (Valley View HS)
11	Kevin Fitzpatrick	OF	R/R	6-3	190	So	Red Banks, Miss. (Marshall Academy)
12	Tanner Murray	C	R/R	6-4	200	Jr	Piggott, Ark. (Piggott HS)
13	David Owen	RHP	R/R	6-0	190	So	Millington, Tenn. (Tipton-Rosemark)
14	Chandler Hawkins	LHP	L/L	6-1	170	Jr	Memphis, Tenn. (Bartlett HS)
15	Tanner Gaines	RHP	R/R	6-1	200	Jr-TR	Baldwyn, Miss. (Northeast Miss. CC)
16	Bryan Ayers	RHP	R/R	6-4	190	Fr	Vilonia, Ark. (Vilonia HS)
17	Coulton Lee	LHP	L/L	6-1	205	Fr	Benton, Ark. (Benton HS)
18	Cody Woodhouse	RHP	R/R	6-5	190	Sr	Mountain Home, Ark. (Mt. Home HS)
20	Morgan Croft	RHP	R/R	6-2	225	Sr-RS	Broken Arrow, Okla. (E. Okla. State)
21	Jon Glidewell	LHP	R/L	6-3	180	Jr-RS	Wentzville, Mo. (Timberland HS)
23	Adam Grantham	RHP	R/R	6-2	195	So	Kennett, Mo. (Kennett HS)
24	Bradley Wallace	RHP	R/R	6-2	175	Sr	Rison, Ark. (Woodlawn HS)
25	Tyler Hardie	C	L/R	6-0	205	Fr	Georgetown, Canada (Christ the King)
26	Collin Massanelli	OF	L/R	6-0	190	Jr	Pine Bluff, Ark. (Watson Chapel HS)
27	Ty Michelotti	OF	L/L	5-11	198	Jr-TR	Memphis, Tenn. (Southwest Tenn. CC)
28	Matt Burgess	INF	L/L	6-4	240	So-TR	Greenbrier, Ark. (Crowder CC)
29	J.D. Rainwater	INF	L/R	6-2	235	Fr	Jonesboro, Ark. (Jonesboro HS)
30	Derek Birginske	RHP	R/R	6-0	190	So	Russellville, Ark. (Russellville HS)
32	Daltan Lovell	C	R/R	5-10	180	Fr	Harrison, Ark. (Harrison HS)
33	J.C. Neighbors	LHP	L/L	5-11	180	Jr-TR	League City, Texas (Blinn College)
34	Colton Kibler	RHP	R/R	5-11	170	Jr-TR	Jonesboro, Ark. (Garden City CC)
35	Brett Nickle	INF	L/L	6-4	270	Fr	Olathe, Kansas (Olathe South HS)
36	Tyler Zuber	RHP	R/R	5-10	185	Fr	White Hall, Ark. (White Hall HS)
38	Kevin Garner	OF/P	L/L	5-11	180	Fr	Little Rock, Ark. (Little Rock Central HS)
39	Tanner Ring	INF/P	R/R	6-1	170	So	Batesville, Ark. (Batesville HS)
40	Joe Schrimpf	INF	S/R	5-10	192	Fr	St. Louis, Mo. (Christian Brothers HS)

Coaching Staff

Head Coach: Tommy Raffo

Pitching Coach: Tigh Dicksonson

Assistant Coach: Anthony Everman

Volunteer Assistant Coach: Noah Sanders

Director of Operations: Jon Garner

Athletic Trainer: Hiroki Yoshimoto

Pronunciation Guide

5 - Zach Maggio - Ma-Gee-O

8 - Stuart Levy - Lee-Vee

16 - Bryan Ayers - Airs

21 - Jon Glidewell - Glide-Well

26 - Collin Massanelli - Mass-Uh-Nail-E

27 - Ty Michelotti - Mickle-ot-E

30 - Derek Birginske - Bur - Gin - Ski

37 - Tighe Dicksonson - Ty

40 - Joe Schrimpf - Shrimp-f




SOPHOMORE SEASON (2014): Made the first start of his career on Feb. 16 and earned the victory after tossing five innings ... has gone five innings in each of his last two starts, earning the win in each game...struck out a career-high 10 in 5.2 innings at UAB on March 2 and was named the CollegeSportsMadness.com SBC Player of the Week ... matched a career-high with 10 strikeouts in the first Friday night start of his career on March 14 in a victory over UALR.

FRESHMAN SEASON (2013): Appeared in 12 games and made two starts on the season ... finished with a 2-2 record recorded 25 strikeouts with a 7.23 ERA ... struck out a season-high five on April 30 against Memphis ... picked up his first career-win on April 2 against Southeast Missouri State ... made his first career start against Ole Miss on April 23 ... missed the first half of the season due to injury.

HIGH SCHOOL: Member of 2009 State Runner-Ups and 2012 team that made the state semi-finals at Tipton-Rosemark Academy in Millington, TN ... Made All-State for the Rebels.

PERSONAL: Born October 21, 1993 ... son of Jeanine and Keith Owen and has a sister named Kellie ... enjoys fishing.



David Owen

Pitcher - Soph. - 1L
6-0 - 190 - R/R
Millington, Tennessee
Tipton-Rosemark

OWEN CAREER HIGHS

IP: 7.0 - vs UALR (3-14-14)
Strikeouts: 10 - vs Twice
BF: 27 - vs Ill. St. (2-23-14)
FC: 3 - vs Miami (2-16-14)
Assists: 2 - (Twice)

David Owen
Game-by-Game

Date	Opponent	GS	IP	H	R	ER	BB	SO	2B	3B	HR	ERA	NP
2/16	Miami	*	5.0	4	3	2	0	1	1	0	0	3.60	71
2/23	Illinois St.	*	5.0	8	6	6	3	1	3	1	1	7.20	101
3/2	at UAB	*	5.2	4	2	1	2	10	0	1	0	5.17	92
3/10	Creighton	*	2.0	0	0	0	0	2	0	0	0	4.58	28
3/14	UALR	*	7.0	6	0	0	1	10	1	0	0	3.28	117
3/21	at UTA	*	5.2	5	1	1	5	5	0	0	0	2.97	112
TOTALS			30.1	27	12	10	11	29	5	2	1	2.97	491

----- **CAREER STATISTICS** -----

	ERA	W-L	AP	GS	CG	SV	IP	H	R	ER	BB	SO	BF	AVG	WP	HB
2013	7.23	2-2	12	2	0	0	23.2	23	20	19	15	25	111	.253	2	3
2014	2.97	4-0	6	6	0	0	30.1	27	12	10	11	29	133	.235	0	5
Totals	4.83	6-2	18	8	0	0	54.0	50	32	29	26	54	244	.243	2	8


JUNIOR SEASON (2013): Tossed four innings and earned the victory in his first start of the year on Feb. 15 ... went 5.1 innings in his second start against Illinois St. and struck out six, one off his career high ... leads A-State with 2 quality starts on the season after going six innings and giving up just three runs on three hits on March 15 in a victory over UALR

SOPHOMORE SEASON (2013): Appeared in 17 game and made seven starts, which was the fourth most starts on the team had a 2-5 record on the year ... struck out 42 batters in 49 innings of work ... had a career-high seven innings pitched against Alabama-Birmingham on March 9 ... struck out a career-high seven against Florida Atlantic on March 23 ... his 19 appearances where the third most on the team ... his 42 strikeouts the fifth most on the team.

FRESHMAN SEASON (2012): Appeared in 17 games and made two starts...gave up 26 hits and 14 runs in 18.2 innings of work...struck out nine batters and walked just seven on the year.

HIGH SCHOOL: Played four seasons at Bartlett High School in Memphis.

PERSONAL: Born February 28, 1993 ...parents are Amy and Mark Hawkins.



Chandler Hawkins

Pitcher - Junior - 2L

6-1 - 170 - L/L

**Memphis, Tennessee
Bartlett HS**

HAWKINS CAREER HIGHS

IP: 7 - UAB (March 9, 2013)

Strikeouts: 7 - FAU (March 23, 2013)

BF: 28 - Twice

FC: 3 - WKU (April 6, 2013)

Assists: 3 - WKU (April 6, 2013)

Chandler Hawkins Game-by-Game

Date	Opponent	GS	IP	H	R	ER	BB	SO	2B	3B	HR	ERA	NP
2/15	Miami	*	4.0	7	4	4	1	4	2	0	0	9.00	74
2/22	Illinois St.	*	5.1	5	2	2	3	6	0	0	0	5.79	87
3/1	at UAB	*	4.0	6	2	2	3	3	0	0	0	5.40	74
3/9	Creighton	*	6.0	3	3	3	1	4	0	0	2	5.12	86
3/15	UALR	*	6.0	8	3	3	0	5	0	1	1	4.97	72
3/22	at UTA	*	5.0	9	3	3	0	3	1	0	1	5.04	63
TOTALS			30.1	38	17	17	8	25	3	1	4	5.04	443

CAREER STATISTICS

	ERA	W-L	AP	GS	CG	SV	IP	H	R	ER	BB	SO	BF	AVG	WP	HB
2012	6.75	2-2	17	2	0	0	18.2	26	14	14	7	9	92	.329	3	4
2013	6.24	2-5	19	7	0	0	49.0	60	37	34	29	41	236	.306	3	3
2014	5.04	2-3	6	6	0	0	30.1	38	17	17	8	25	137	.302	1	2
Totals	5.97	6-10	42	15	0	0	98.0	124	68	65	44	76	465	.309	7	9

SENIOR SEASON (2013): Did not allow a run in his first start of the season against Miami on Feb. 15 ... has struggled after looking sharp in his first start of the season ... has made it out of the fourth inning just once this year.


JUNIOR SEASON (2013): Appeared in 14 games and made 13 starts, the second most on the team ... had a 5-2 record on the year and the second most wins of any pitcher ... had a 4.33 ERA and career best 78 strikeouts on the season ... tossed a career-high seven innings twice on the year with first coming on April 7 against Western Kentucky and then against on April 20 against Louisiana-Monroe ... struck out a career-high 12 batters on April 7 against Western Kentucky ... he also retired 18 straight at one point in the game ... his .243 opposing batting average with the eighth best in the league ... his 78 strikeouts were the ninth most in the Sun Belt Conference ... he struck out 29 batters looking, the fifth most in the league.

SOPHOMORE SEASON (2012): Appeared in 17 games and made three starts...had an 8.29 ERA with 32 strikeouts...tossed a career best six innings against Evansville on Feb. 25...also had a career high five strikeouts in the game.

FRESHMAN SEASON (2011): Made 15 appearances, drawing one start...posted an ERA of 6.75 as a true freshman... worked 18.2 innings, striking out 22 batters...issued eight walks...struck out four in 2.2 innings against ULM April 9...earned two saves.

HIGH SCHOOL: Pitched four years at Woodlawn High School in Pine Bluff, Ark...was named a Pre Season Under Armour All-American prior to the start of his senior season...pitched 69 innings with 113 strikeouts for a 1.12 ERA as a junior while putting together a 12-2 record which included two no hitters...named all-state as a junior...also played basketball.

PERSONAL: Born September 12, 1992 ... majoring in Computer Science at Arkansas State...son of Keith and Cindi Wallace.



Bradley Wallace

Pitcher - Senior - 3L
6-2 - 175 - R/R
Rison, Arkansas
Woodlawn HS

WALLACE CAREER HIGHS

IP: 7 - Twice
Strikeouts: 12 - WKU (April 7, 2013)
BF: 28 - Three Times
FC: 3 - Three Times
Assists: 4 - Four Times

Bradley Wallace Game-by-Game

Date	Opponent	GS	IP	H	R	ER	BB	SO	2B	3B	HR	ERA	NP
2/15	Miami	*	6.0	4	0	0	3	5	2	0	0	0.00	97
2/21	Illinois St.	*	4.0	6	4	4	1	5	1	0	0	3.60	87
2/28	at UAB	*	4.0	6	1	1	4	3	1	0	0	3.21	79
3/8	Creighton	*	4.0	6	6	5	1	4	1	1	0	5.00	62
3/15	UALR	*	4.0	6	2	2	1	4	0	0	1	4.91	79
3/23	at UTA	*	2.1	5	6	6	2	1	0	1	2	6.66	56
TOTALS			24.1	33	19	18	12	22	5	2	3	6.66	460

CAREER STATISTICS

	ERA	W-L	AP	GS	CG	SV	IP	H	R	ER	BB	SO	BF	AVG	WP	HB
2011	6.75	0-0	15	1	0	2	18.2	20	15	14	8	22	87	.286	4	5
2012	8.29	3-1	17	3	0	1	33.2	50	32	31	15	32	168	.347	7	6
2013	4.33	5-2	14	13	0	0	70.2	65	38	34	25	78	310	.243	6	8
2014	6.66	1-3	6	6	0	0	24.1	33	19	18	12	22	120	.330	1	3
Totals	5.93	9-6	52	23	0	3	147.1	168	104	97	60	154	685	.289	18	22



stAte
Game Results for Arkansas State (as of Mar 26, 2014)
(All games)



Date	Opponent	Score	Inns	Overall	Sun Belt	Pitcher of record	Attend	Time
Feb 15, 2014	MIAMI-1	w 3-0	9	1-0-0	0-0-0	Wallace, B. (W 1-0)	-	2:36
Feb 15, 2014	MIAMI-2	w 18-8	9	2-0-0	0-0-0	Hawkins, C. (W 1-0)	425	3:50
Feb 16, 2014	MIAMI	w 13-3	9	3-0-0	0-0-0	Owen, D. (W 1-0)	319	2:41
Feb 18, 2014	ARKANSAS-MONTICELLO	L 0-2	9	3-1-0	0-0-0	Birginske (L 0-1)	304	2:25
Feb 21, 2014	ILLINOIS STATE	L 3-4	9	3-2-0	0-0-0	Wallace, B. (L 1-1)	361	2:54
Feb 22, 2014	ILLINOIS STATE-1	L 2-3	9	3-3-0	0-0-0	Hawkins, C. (L 1-1)	-	2:50
Feb 22, 2014	ILLINOIS STATE-2	L 7-9	7	3-4-0	0-0-0	Croft, M. (L 0-1)	705	2:30
Feb 23, 2014	ILLINOIS STATE	w 14-8	9	4-4-0	0-0-0	Owen, D. (W 2-0)	321	3:20
Feb 25, 2014	SEMO	w 8-3	9	5-4-0	0-0-0	Gaines, T. (W 1-0)	202	3:05
Feb 28, 2014	at UAB	L 0-5	9	5-5-0	0-0-0	Wallace, B. (L 1-2)	357	2:52
Mar 01, 2014	at UAB	L 1-3	9	5-6-0	0-0-0	Hawkins, C. (L 1-2)	541	2:30
Mar 02, 2014	at UAB	w 5-3	9	6-6-0	0-0-0	Ring, T. (W 1-0)	675	2:36
Mar 08, 2014	CREIGHTON	L 3-7	9	6-7-0	0-0-0	Wallace, B. (L 1-3)	201	2:42
Mar 09, 2014	CREIGHTON	L 4-5	9	6-8-0	0-0-0	Lee, C. (L 0-1)	237	2:50
Mar 10, 2014	CREIGHTON	w 6-2	9	7-8-0	0-0-0	Croft, M. (W 1-1)	263	2:29
Mar 11, 2014	at Murray State	w 27-7	9	8-8-0	0-0-0	Woodhouse (W 1-0)	137	3:36
* Mar 14, 2014	UALR	w 3-0	9	9-8-0	1-0-0	Owen, D. (W 3-0)	292	2:14
* Mar 15, 2014	UALR-1	w 5-3	9	10-8-0	2-0-0	Hawkins, C. (W 2-2)	-	2:21
* Mar 15, 2014	UALR-2	w 4-3	(14)	11-8-0	3-0-0	Gaines, T. (W 2-0)	347	4:13
Mar 19, 2014	at #14 Ole Miss	L 3-4	9	11-9-0	3-0-0	Kibler, C. (L 0-1)	6716	2:44
* Mar 21, 2014	at UT Arlington	w 5-1	9	12-9-0	4-0-0	Owen, D. (W 4-0)	361	2:56
* Mar 22, 2014	at UT Arlington	L 2-6	9	12-10-0	4-1-0	Hawkins, C. (L 2-3)	244	2:30
* Mar 23, 2014	at UT Arlington	w 14-10	9	13-10-0	5-1-0	Woodhouse (W 2-0)	256	3:08
Mar 25, 2014	MEMPHIS	w 10-7	9	14-10-0	5-1-0	Kibler, C. (W 1-1)	271	2:37
Mar 26, 2014	at Missouri State	L 4-5	9	14-11-0	5-1-0	Grantham, A. (L 0-1)	313	2:16

* = Conference game

() extra inning game



stAte
Games Summary for Arkansas State (as of Mar 26, 2014)
(All games)



Score by innings	1	2	3	4	5	6	7	8	9	EX	Total
Arkansas State	16	18	31	20	24	4	30	16	4	1	164
Opponents	19	16	10	13	15	14	9	12	3	0	111

Record when ...

Overall	14-11	After 6 leading	12-1
Conference	5-1 trailing	2-9
Non-Conference	9-10 tied	0-1
Home games	10-6	After 7 leading	14-1
Away games	4-5 trailing	0-9
Neutral site	0-0 tied	0-0
Day games	11-8	After 8 leading	14-0
Night games	3-3 trailing	0-10
vs Left starter	6-3 tied	0-0
vs Right starter	8-8		
1-Run games	1-5	Hit 0 home runs	11-10
2-Run games	2-3	... 1 home run	2-1
5+Run games	5-1	... 2+ home runs	1-0
Extra innings	1-0		
Shutouts	2-2	Opponent 0 home runs	9-8
	 1 home run	4-1
	 2+ HRs	1-2
Scoring 0-2 runs	0-5		
..... 3-5 runs	6-5		
..... 6-9 runs	2-1	Made 0 errors	5-7
..... 10+ runs	6-0	... 1 error	5-1
		... 2+ errors	4-3
Opponent 0-2 runs	4-1		
..... 3-5 runs	5-7	Opp. made 0 errors	1-4
..... 6-9 runs	4-3 1 error	4-6
..... 10+ runs	1-0 2+ errors	9-1
Scored in 1st inning	4-3	Out-hit opponent	10-2
Opp. scored in 1st	6-5	Out-hit by opponent	3-6
Scores first	7-4	Hits are tied	1-3
Opp. scores first	7-7		

Record when team scores:

Runs	0	1	2	3	4	5	6	7	8	9	10+
W-L	0-2	0-1	0-2	2-3	1-2	3-0	1-0	0-1	1-0	0-0	6-0

Record when opponent scores:

Runs	0	1	2	3	4	5	6	7	8	9	10+
W-L	2-0	1-0	1-1	5-2	0-2	0-3	0-1	2-1	2-0	0-1	1-0

Record when leading after:

Inn.	1	2	3	4	5	6	7	8
W-L	4-2	6-2	8-1	8-3	11-3	12-1	14-1	14-0

Record when trailing after:

Inn.	1	2	3	4	5	6	7	8
W-L	5-4	3-7	2-8	3-7	0-8	2-9	0-9	0-10

Record when tied after:

Inn.	1	2	3	4	5	6	7	8
W-L	5-5	5-2	4-2	3-1	3-0	0-1	0-0	0-0

Current losing streak: 1
 Longest winning streak: 5
 Longest losing streak: 4

Home attendance : 4248 (13 dates avg = 326)
 Away attendance : 9600 (9 dates avg = 1066)
 Total attendance: 13848 (22 dates avg = 629)



stAte
Season Game Highs for Arkansas State (as of Mar 23, 2014)
(All games)



TEAM GAME HIGHS

Batting

At bats:	47	-	vs UALR (Mar 15, 2014)
Runs scored:	27	-	at Murray State (Mar 11, 2014)
Hits:	19	-	at Murray State (Mar 11, 2014)
RBIs:	21	-	at Murray State (Mar 11, 2014)
Doubles:	6	-	vs Miami (Feb 15, 2014)
	6	-	vs Miami (Feb 16, 2014)
Triples:	2	-	at UT Arlington (Mar 23, 2014)
Home runs:	3	-	at Murray State (Mar 11, 2014)
Total bases:	34	-	at Murray State (Mar 11, 2014)
Walks:	13	-	at Murray State (Mar 11, 2014)
Strikeouts:	11	-	at Ole Miss (Mar 19, 2014)
Sac hits:	4	-	vs Illinois State (Feb 22, 2014)
Sac flies:	3	-	at Murray State (Mar 11, 2014)
Stolen bases:	4	-	vs Creighton (Mar 10, 2014)
	4	-	at Murray State (Mar 11, 2014)
Hit by pitch:	8	-	at Murray State (Mar 11, 2014)
Caught stealing:	2	-	vs Creighton (Mar 10, 2014)
Runners LOB:	17	-	at Murray State (Mar 11, 2014)
Hit into DP:	3	-	vs SEMO (Feb 25, 2014)

Fielding

Putouts:	42	-	vs UALR (Mar 15, 2014)
Assists:	16	-	vs UALR (Mar 15, 2014)
Errors:	3	-	vs Arkansas-Monticello (Feb 18, 2014)
	3	-	vs Illinois State (Feb 23, 2014)
Passed balls:	2	-	vs Illinois State (Feb 22, 2014)
DPs turned:	2	-	vs Miami (Feb 15, 2014)
	2	-	at Murray State (Mar 11, 2014)
	2	-	at UT Arlington (Mar 21, 2014)

Pitching

Innings pitched:	14.0	-	vs UALR (Mar 15, 2014)
Runs allowed:	10	-	at UT Arlington (Mar 23, 2014)
Earned runs:	9	-	vs Illinois State (Feb 22, 2014)
	9	-	at UT Arlington (Mar 23, 2014)
Walks allowed:	9	-	at UAB (Feb 28, 2014)
Strikeouts:	12	-	at UAB (Mar 02, 2014)
Hits allowed:	16	-	at UT Arlington (Mar 22, 2014)
Doubles allowed:	5	-	vs Illinois State (Feb 23, 2014)
Triples allowed:	1	-	(5 times)
Homers allowed:	3	-	at UT Arlington (Mar 23, 2014)
Wild pitches:	2	-	vs Miami (Feb 15, 2014)
	2	-	vs SEMO (Feb 25, 2014)
	2	-	vs Creighton (Mar 08, 2014)
Hit batters:	2	-	vs Illinois State (Feb 23, 2014)
	2	-	vs Creighton (Mar 08, 2014)
	2	-	vs UALR (Mar 15, 2014)



stAte
Season Game Highs for Arkansas State (as of Mar 23, 2014)
(All games)



INDIVIDUAL GAME HIGHS

Batting

At bats:	8	-	Feddersen, Lucas at Murray State (Mar 11, 2014)
Runs scored:	7	-	Baker, Austin at Murray State (Mar 11, 2014)
Hits:	5	-	Baker, Austin at Murray State (Mar 11, 2014)
RBIs:	5	-	Baker, Austin at Murray State (Mar 11, 2014)
Doubles:	2	-	Burgess, Matt vs Miami (Feb 16, 2014)
	2	-	Levy, Stuart vs Arkansas-Monticello (Feb 18, 2014)
	2	-	Burgess, Matt at Murray State (Mar 11, 2014)
Triples:	1	-	(8 times)
Home runs:	3	-	Baker, Austin at Murray State (Mar 11, 2014)
Total bases:	14	-	Baker, Austin at Murray State (Mar 11, 2014)
Walks:	4	-	Hardie, Tyler at Murray State (Mar 11, 2014)
Strikeouts:	3	-	Burgess, Matt vs Illinois State (Feb 23, 2014)
Sac hits:	2	-	Feddersen, Lucas vs Illinois State (Feb 22, 2014)
	2	-	Schrimpf, Joe at UAB (Mar 02, 2014)
Sac flies:	2	-	Burgess, Matt vs Illinois State (Feb 22, 2014)
Stolen bases:	2	-	Baker, Austin vs Miami (Feb 15, 2014)
	2	-	Baker, Austin vs Miami (Feb 16, 2014)
Hit by pitch:	2	-	George, Zach vs Illinois State (Feb 23, 2014)
	2	-	Maggio, Zach at Murray State (Mar 11, 2014)
	2	-	Massanelli, C. at Murray State (Mar 11, 2014)
Caught stealing:	1	-	(4 times)
Runners LOB:	8	-	Feddersen, Lucas at Murray State (Mar 11, 2014)

Fielding

Putouts:	15	-	Burgess, Matt vs UALR (Mar 15, 2014)
Assists:	7	-	Feddersen, Lucas vs UALR (Mar 15, 2014)
Errors:	2	-	Schrimpf, Joe vs Illinois State (Feb 21, 2014)
	2	-	George, Zach vs Illinois State (Feb 23, 2014)
Passed balls:	2	-	Hardie, Tyler vs Illinois State (Feb 22, 2014)

Pitching

Innings pitched:	7.0	-	Owen, David vs UALR (Mar 14, 2014)
Runs allowed:	6	-	Owen, David vs Illinois State (Feb 23, 2014)
	6	-	Wallace, Bradley vs Creighton (Mar 08, 2014)
	6	-	Wallace, Bradley at UT Arlington (Mar 23, 2014)
Earned runs:	6	-	Owen, David vs Illinois State (Feb 23, 2014)
	6	-	Wallace, Bradley at UT Arlington (Mar 23, 2014)
Walks allowed:	5	-	Owen, David at UT Arlington (Mar 21, 2014)
Strikeouts:	10	-	Owen, David at UAB (Mar 02, 2014)
	10	-	Owen, David vs UALR (Mar 14, 2014)
Hits allowed:	9	-	Hawkins, Chandler at UT Arlington (Mar 22, 2014)
Doubles allowed:	3	-	Owen, David vs Illinois State (Feb 23, 2014)
Triples allowed:	1	-	(5 times)
Homers allowed:	2	-	Hawkins, Chandler vs Creighton (Mar 09, 2014)
	2	-	Wallace, Bradley at UT Arlington (Mar 23, 2014)
Wild pitches:	2	-	Lee, Coulton vs Miami (Feb 15, 2014)
Hit batters:	2	-	Owen, David vs Illinois State (Feb 23, 2014)
	2	-	Wallace, Bradley vs Creighton (Mar 08, 2014)



stAte
Miscellaneous Stats for Arkansas State (as of Mar 26, 2014)
(All games)



Multiple Hit Games	2	3	4	5+	Total
4 Feddersen, Lucas	5	3	-	-	8
8 Levy, Stuart	8	-	-	-	8
28 Burgess, Matt	4	3	-	-	7
6 Baker, Austin	3	2	-	1	6
5 Maggio, Zach	6	-	-	-	6
30 Birginske, Derek	4	-	-	-	4
3 Jones, Dustin	1	3	-	-	4
7 George, Zach	3	-	-	-	3
40 Schrimpf, Joe	2	-	-	-	2
27 Michelotti, Ty	-	-	1	-	1
25 Hardie, Tyler	-	1	-	-	1
26 Massanelli, C.	1	-	-	-	1
TEAM	37	12	1	1	51

Multiple RBI Games	2	3	4	5+	Total
6 Baker, Austin	5	1	-	1	7
28 Burgess, Matt	1	4	1	-	6
4 Feddersen, Lucas	1	2	-	-	3
8 Levy, Stuart	3	-	-	-	3
40 Schrimpf, Joe	3	-	-	-	3
3 Jones, Dustin	2	1	-	-	3
25 Hardie, Tyler	1	1	-	-	2
27 Michelotti, Ty	1	-	-	-	1
5 Maggio, Zach	1	-	-	-	1
35 Nickle, Brett	1	-	-	-	1
11 Fitzpatrick, Kevin	1	-	-	-	1
30 Birginske, Derek	1	-	-	-	1
TEAM	21	9	1	1	32

Hitting Streaks	Longest	Current
4 Feddersen, Lucas	10	-
7 George, Zach	10	10
8 Levy, Stuart	9	1
5 Maggio, Zach	7	7
27 Michelotti, Ty	6	-
6 Baker, Austin	5	5
3 Jones, Dustin	5	3
28 Burgess, Matt	4	-
40 Schrimpf, Joe	3	-
11 Fitzpatrick, Kevin	3	1
30 Birginske, Derek	2	2
39 Ring, Tanner	2	2
25 Hardie, Tyler	2	1
26 Massanelli, C.	2	-
35 Nickle, Brett	2	-
1 Wilcoxson, Eric	1	-

Reached Base Streaks	Longest	Current
8 Levy, Stuart	22	22
5 Maggio, Zach	12	12
4 Feddersen, Lucas	12	8
7 George, Zach	10	10
3 Jones, Dustin	9	3
28 Burgess, Matt	9	8
11 Fitzpatrick, Kevin	8	8
26 Massanelli, C.	7	-
27 Michelotti, Ty	7	-
40 Schrimpf, Joe	6	-
6 Baker, Austin	5	5
30 Birginske, Derek	4	4
25 Hardie, Tyler	3	1
35 Nickle, Brett	3	-
1 Wilcoxson, Eric	3	-
39 Ring, Tanner	2	2
10 Brown, Kaleb	1	1



stAte
Miscellaneous Stats for Arkansas State (as of Mar 26, 2014)
(All games)



Starting Lineup By Position
(Team W-L record when starter)

PITCHER:		
14 Hawkins, Chandler	6	(2-4)
24 Wallace, Bradley	6	(3-3)
13 Owen, David	6	(6-0)
15 Gaines, Tanner	3	(2-1)
23 Grantham, Adam	2	(1-1)
20 Croft, Morgan	1	(0-1)
30 Birginske, Derek	1	(0-1)
CATCHER:		
8 Levy, Stuart	21	(12-9)
25 Hardie, Tyler	4	(2-2)
FIRST BASE:		
28 Burgess, Matt	19	(11-8)
7 George, Zach	6	(3-3)
SECOND BASE:		
4 Feddersen, Lucas	20	(11-9)
5 Maggio, Zach	5	(3-2)
THIRD BASE:		
40 Schrimpf, Joe	21	(12-9)
7 George, Zach	4	(2-2)
SHORTSTOP:		
3 Jones, Dustin	25	(14-11)
LEFT FIELD:		
27 Michelotti, Ty	11	(6-5)
26 Massanelli, C.	7	(4-3)
30 Birginske, Derek	7	(4-3)
CENTER FIELD:		
6 Baker, Austin	25	(14-11)
RIGHT FIELD:		
11 Fitzpatrick, Kevin	12	(6-6)
30 Birginske, Derek	10	(5-5)
26 Massanelli, C.	3	(3-0)
DESIGNATED HITTER:		
5 Maggio, Zach	15	(10-5)
28 Burgess, Matt	5	(2-3)
4 Feddersen, Lucas	2	(1-1)
27 Michelotti, Ty	1	(1-0)
35 Nickle, Brett	1	(0-1)
39 Ring, Tanner	1	(0-1)

Starting Lineup By Lineup Spot
(Team W-L record when starter)

LEADOFF:		
5 Maggio, Zach	17	(11-6)
7 George, Zach	3	(2-1)
3 Jones, Dustin	2	(0-2)
27 Michelotti, Ty	1	(1-0)
4 Feddersen, Lucas	1	(0-1)
6 Baker, Austin	1	(0-1)
2ND SPOT:		
6 Baker, Austin	11	(5-6)
4 Feddersen, Lucas	8	(6-2)
7 George, Zach	5	(3-2)
3 Jones, Dustin	1	(0-1)
3RD SPOT:		
6 Baker, Austin	13	(9-4)
4 Feddersen, Lucas	5	(3-2)
8 Levy, Stuart	5	(2-3)
7 George, Zach	2	(0-2)
CLEANUP:		
28 Burgess, Matt	23	(12-11)
8 Levy, Stuart	2	(2-0)
5TH SPOT:		
8 Levy, Stuart	12	(7-5)
30 Birginske, Derek	7	(3-4)
11 Fitzpatrick, Kevin	4	(3-1)
28 Burgess, Matt	1	(1-0)
39 Ring, Tanner	1	(0-1)
6TH SPOT:		
27 Michelotti, Ty	6	(4-2)
3 Jones, Dustin	5	(4-1)
30 Birginske, Derek	4	(1-3)
26 Massanelli, C.	3	(2-1)
40 Schrimpf, Joe	3	(2-1)
4 Feddersen, Lucas	2	(0-2)
8 Levy, Stuart	2	(1-1)
7TH SPOT:		
40 Schrimpf, Joe	9	(5-4)
30 Birginske, Derek	4	(3-1)
27 Michelotti, Ty	4	(2-2)
3 Jones, Dustin	3	(2-1)
11 Fitzpatrick, Kevin	2	(1-1)
4 Feddersen, Lucas	2	(0-2)
25 Hardie, Tyler	1	(1-0)
8TH SPOT:		
26 Massanelli, C.	7	(5-2)
11 Fitzpatrick, Kevin	4	(2-2)
25 Hardie, Tyler	3	(1-2)
5 Maggio, Zach	3	(2-1)
40 Schrimpf, Joe	2	(1-1)
30 Birginske, Derek	2	(2-0)
35 Nickle, Brett	1	(0-1)
27 Michelotti, Ty	1	(0-1)
3 Jones, Dustin	1	(0-1)
4 Feddersen, Lucas	1	(1-0)
9TH SPOT:		
3 Jones, Dustin	13	(8-5)
40 Schrimpf, Joe	7	(4-3)
4 Feddersen, Lucas	3	(2-1)
11 Fitzpatrick, Kevin	2	(0-2)

stAte
Team Game-by-Game for Arkansas State (as of Mar 26, 2014)
Batting (All games)

Date	Opponent	ab	r	h	rbi	2b	3b	hr	tb	bb	ibb	sb	cs	hbp	sac	sf	gdp	k	po	a	e	lob	avg
Feb 15	MIAMI	28	3	6	3	1	0	0	7	1	0	3	0	1	0	2	1	4	27	9	0	5	.214
Feb 15	MIAMI	41	18	16	15	6	0	0	22	7	0	1	0	3	1	1	0	6	27	10	2	11	.319
Feb 16	MIAMI	38	13	14	10	6	1	0	22	5	0	3	0	3	0	1	0	3	27	14	2	10	.336
Feb 18	ARKANSAS-MONTICEL	33	0	7	0	3	0	0	10	1	0	1	0	0	0	0	0	7	27	6	3	7	.307
Feb 21	ILLINOIS STATE	32	3	7	2	3	1	0	12	6	0	1	0	2	0	0	1	9	27	8	2	10	.291
Feb 22	ILLINOIS STATE	28	2	6	2	0	0	0	6	6	0	1	1	0	4	0	0	6	27	10	0	9	.280
Feb 22	ILLINOIS STATE	27	7	9	7	1	0	0	10	7	0	1	0	1	0	2	2	2	21	9	0	9	.286
Feb 23	ILLINOIS STATE	40	14	15	11	4	0	1	22	6	0	1	0	2	0	1	0	8	27	11	3	11	.300
Feb 25	SEMO	31	8	12	6	2	1	0	16	7	0	1	0	2	2	0	2	3	27	12	0	10	.309
Feb 28	at UAB	30	0	7	0	0	0	0	7	1	0	0	1	0	1	0	1	8	24	7	0	5	.302
Mar 01	at UAB	31	1	5	1	2	0	0	7	3	0	1	0	1	0	0	2	7	24	9	0	7	.290
Mar 02	at UAB	33	5	8	3	1	1	0	11	2	0	0	0	0	3	0	0	6	27	7	1	6	.286
Mar 08	CREIGHTON	34	3	8	3	2	0	0	10	2	0	1	0	2	0	0	0	10	27	13	2	8	.282
Mar 09	CREIGHTON	33	4	9	3	1	0	0	10	7	2	2	0	1	3	0	2	5	27	6	1	13	.281
Mar 10	CREIGHTON	30	6	9	6	2	0	0	11	5	0	4	2	1	0	0	0	4	27	8	0	6	.282
Mar 11	at Murray State	46	27	19	21	4	1	3	34	13	0	4	0	8	1	3	0	9	27	12	0	17	.293
*Mar 14	UALR	28	3	5	2	1	1	0	8	1	0	3	0	1	0	0	0	6	27	12	1	3	.288
*Mar 15	UALR	33	5	10	5	1	0	0	11	1	0	2	0	1	0	0	1	2	27	9	0	6	.289
*Mar 15	UALR	47	4	12	3	0	0	0	12	5	2	0	0	2	3	1	1	8	42	16	1	14	.286
Mar 19	at Ole Miss	33	3	8	2	0	0	0	8	3	0	3	0	0	1	0	0	11	24	11	0	7	.284
*Mar 21	at UT Arlington	38	5	11	4	2	0	0	13	5	0	0	0	1	0	0	0	6	27	10	1	12	.284
*Mar 22	at UT Arlington	32	2	7	2	2	0	1	12	7	0	1	0	1	0	0	1	8	24	9	0	11	.282
*Mar 23	at UT Arlington	39	14	12	11	1	2	0	17	7	0	1	0	2	0	1	0	7	27	5	2	8	.283
Mar 25	MEMPHIS	36	10	12	9	4	0	1	19	6	0	2	0	0	0	2	0	6	27	11	1	10	.285
Mar 26	at Missouri State	32	4	6	3	2	0	0	8	3	0	0	0	3	0	1	0	6	24	11	0	8	.281
Totals		853	164	240	134	51	8	6	325	117	4	37	4	38	19	15	14	157	669	245	22	223	.281

stAte
Team Game-by-Game for Arkansas State (as of Mar 26, 2014)
Pitching (All games)

Date	Opponent	ip	h	r	er	bb	so	2b	3b	hr	wp	bk	hbp	dp	ibb	score	w-l	sv	era
Feb 15	MIAMI	9.0	7	0	0	5	9	2	0	0	1	0	0	2	0	3-0	1-0	1	0.00
Feb 15	MIAMI	9.0	12	8	7	4	11	2	0	0	2	0	1	0	0	18-8	2-0	1	3.50
Feb 16	MIAMI	9.0	7	3	2	1	4	1	0	0	0	0	1	1	0	13-3	3-0	1	3.00
Feb 18	ARKANSAS-MONTICEL	9.0	4	2	1	3	6	1	0	0	1	0	1	1	0	0-2	3-1	1	2.50
Feb 21	ILLINOIS STATE	9.0	8	4	4	2	11	1	0	0	0	0	0	0	0	3-4	3-2	1	2.80
Feb 22	ILLINOIS STATE	9.0	8	3	3	5	10	2	0	0	0	0	1	1	0	2-3	3-3	1	2.83
Feb 22	ILLINOIS STATE	7.0	15	9	9	1	5	1	0	0	0	0	1	1	0	7-9	3-4	1	3.84
Feb 23	ILLINOIS STATE	9.0	12	8	7	5	4	5	1	1	0	0	2	1	0	14-8	4-4	1	4.24
Feb 25	SEMO	9.0	11	3	3	2	8	1	0	0	2	0	0	1	0	8-3	5-4	1	4.10
Feb 28	at UAB	8.0	11	5	5	9	6	1	0	0	1	0	1	0	0	0-5	5-5	1	4.24
Mar 01	at UAB	8.0	9	3	3	5	6	1	0	0	0	0	1	0	0	1-3	5-6	1	4.17
Mar 02	at UAB	9.0	6	3	2	4	12	1	1	0	0	0	1	1	0	5-3	6-6	2	3.98
Mar 08	CREIGHTON	9.0	8	7	6	4	6	2	1	0	2	0	2	0	0	3-7	6-7	2	4.14
Mar 09	CREIGHTON	9.0	6	5	5	2	7	1	0	2	0	0	0	0	0	4-5	6-8	2	4.20
Mar 10	CREIGHTON	9.0	2	2	2	3	7	0	0	0	0	0	0	0	0	6-2	7-8	2	4.05
Mar 11	at Murray State	9.0	10	7	7	6	7	2	0	1	1	0	1	2	0	27-7	8-8	2	4.24
*Mar 14	UALR	9.0	6	0	0	1	11	1	0	0	0	0	0	1	0	3-0	9-8	3	3.99
*Mar 15	UALR	9.0	10	3	3	0	7	1	1	1	0	0	0	0	0	5-3	10-8	4	3.93
*Mar 15	UALR	14.0	11	3	3	3	8	1	0	1	1	0	2	1	1	4-3	11-8	4	3.77
Mar 19	at Ole Miss	8.0	8	4	4	3	4	0	0	0	0	0	0	1	0	3-4	11-9	4	3.80
*Mar 21	at UT Arlington	9.0	6	1	1	6	8	1	0	0	0	0	1	2	0	5-1	12-9	4	3.67
*Mar 22	at UT Arlington	8.0	16	6	6	1	4	2	0	2	1	0	1	0	1	2-6	12-10	4	3.79
*Mar 23	at UT Arlington	9.0	14	10	9	5	2	1	1	3	0	0	0	1	0	14-10	13-10	5	4.02
Mar 25	MEMPHIS	9.0	9	7	6	2	7	1	0	0	0	0	0	0	0	10-7	14-10	5	4.10
Mar 26	at Missouri State	8.0	6	5	5	0	6	1	0	1	1	0	1	2	0	4-5	14-11	5	4.16
Totals		223.0	222	111	103	82	176	33	5	12	13	0	18	19	2	164-111	14-11	5	4.16



stAte
Batting Leaders for Arkansas State (as of Mar 26, 2014)
(All games)



Hitting minimums - 75% of Games 2.0 AB/Game 3.0 TPA/Game
 Pitching minimums - 1 Games 1.0 IP/Game

<p>Batting avg</p> <ol style="list-style-type: none"> 4 Feddersen, Lucas .322 8 Levy, Stuart .321 6 Baker, Austin .299 28 Burgess, Matt .287 5 Maggio, Zach .284 	<p>Slugging pct</p> <ol style="list-style-type: none"> 6 Baker, Austin .567 8 Levy, Stuart .457 28 Burgess, Matt .383 3 Jones, Dustin .381 4 Feddersen, Lucas .356 	<p>On base pct</p> <ol style="list-style-type: none"> 8 Levy, Stuart .415 6 Baker, Austin .403 5 Maggio, Zach .400 28 Burgess, Matt .378 3 Jones, Dustin .376
<p>Runs scored</p> <ol style="list-style-type: none"> 6 Baker, Austin 26 3 Jones, Dustin 19 5 Maggio, Zach 17 40 Schrimpf, Joe 15 2 tied at..... 14 	<p>Hits</p> <ol style="list-style-type: none"> 6 Baker, Austin 29 4 Feddersen, Lucas 29 28 Burgess, Matt 27 8 Levy, Stuart 26 3 Jones, Dustin 22 	<p>Runs batted in</p> <ol style="list-style-type: none"> 28 Burgess, Matt 26 6 Baker, Austin 23 4 Feddersen, Lucas 16 3 Jones, Dustin 11 8 Levy, Stuart 11
<p>Doubles</p> <ol style="list-style-type: none"> 8 Levy, Stuart 9 3 Jones, Dustin 8 28 Burgess, Matt 6 5 Maggio, Zach 5 2 tied at..... 4 	<p>Triples</p> <ol style="list-style-type: none"> 6 Baker, Austin 4 27 Michelotti, Ty 1 40 Schrimpf, Joe 1 8 Levy, Stuart 1 3 Jones, Dustin 1 	<p>Home runs</p> <ol style="list-style-type: none"> 6 Baker, Austin 5 28 Burgess, Matt 1
<p>Total bases</p> <ol style="list-style-type: none"> 6 Baker, Austin 55 8 Levy, Stuart 37 28 Burgess, Matt 36 4 Feddersen, Lucas 32 3 Jones, Dustin 32 	<p>Walks</p> <ol style="list-style-type: none"> 6 Baker, Austin 16 28 Burgess, Matt 13 3 Jones, Dustin 12 8 Levy, Stuart 11 2 tied at..... 10 	<p>Hit by pitch</p> <ol style="list-style-type: none"> 40 Schrimpf, Joe 6 5 Maggio, Zach 5 3 Jones, Dustin 4 5 tied at..... 3
<p>Sac bunts</p> <ol style="list-style-type: none"> 4 Feddersen, Lucas 5 3 Jones, Dustin 3 5 tied at..... 2 	<p>Sac flies</p> <ol style="list-style-type: none"> 6 Baker, Austin 3 4 Feddersen, Lucas 2 40 Schrimpf, Joe 2 28 Burgess, Matt 2 6 tied at..... 1 	<p>Stolen bases</p> <ol style="list-style-type: none"> 6 Baker, Austin 8 4 Feddersen, Lucas 6 5 Maggio, Zach 5 27 Michelotti, Ty 4 3 Jones, Dustin 4
<p>Caught stealing</p> <ol style="list-style-type: none"> 5 Maggio, Zach 1 8 Levy, Stuart 1 26 Massanelli, C. 1 4 Feddersen, Lucas 1 	<p>Steal attempts</p> <ol style="list-style-type: none"> 6 Baker, Austin 8 4 Feddersen, Lucas 7 5 Maggio, Zach 6 27 Michelotti, Ty 4 3 Jones, Dustin 4 	<p>Stolen base pct</p> <ol style="list-style-type: none"> 6 Baker, Austin 1.000 28 Burgess, Matt 1.000 3 Jones, Dustin 1.000 40 Schrimpf, Joe 1.000 4 Feddersen, Lucas .857
<p>Strikeouts</p> <ol style="list-style-type: none"> 28 Burgess, Matt 25 40 Schrimpf, Joe 18 6 Baker, Austin 18 3 Jones, Dustin 17 8 Levy, Stuart 13 	<p>Grounded into DP</p> <ol style="list-style-type: none"> 40 Schrimpf, Joe 3 8 Levy, Stuart 2 28 Burgess, Matt 2 4 Feddersen, Lucas 2 5 tied at..... 1 	<p>Total plate appearances</p> <ol style="list-style-type: none"> 6 Baker, Austin 121 28 Burgess, Matt 111 4 Feddersen, Lucas 104 3 Jones, Dustin 104 8 Levy, Stuart 95
<p>At bats</p> <ol style="list-style-type: none"> 6 Baker, Austin 97 28 Burgess, Matt 94 4 Feddersen, Lucas 90 3 Jones, Dustin 84 8 Levy, Stuart 81 	<p>Games played</p> <ol style="list-style-type: none"> 6 Baker, Austin 25 3 Jones, Dustin 25 4 Feddersen, Lucas 25 28 Burgess, Matt 24 5 Maggio, Zach 23 	<p>Game starts</p> <ol style="list-style-type: none"> 6 Baker, Austin 25 3 Jones, Dustin 25 28 Burgess, Matt 24 4 Feddersen, Lucas 22 2 tied at..... 21
<p>Games as sub</p> <ol style="list-style-type: none"> 10 Brown, Kaleb 13 1 Wilcoxson, Eric 8 11 Fitzpatrick, Kevin 7 27 Michelotti, Ty 7 35 Nickle, Brett 7 		



stAte
Pitching Leaders for Arkansas State (as of Mar 26, 2014)
(All games)



Hitting minimums - 75% of Games 2.0 AB/Game 3.0 TPA/Game
 Pitching minimums - 1 Games 1.0 IP/Game

<table border="0"> <thead> <tr><th colspan="2">Earned run avg</th></tr> </thead> <tbody> <tr><td>1. 13 Owen, David</td><td>2.97</td></tr> <tr><td>2. 14 Hawkins, Chandler</td><td>5.04</td></tr> </tbody> </table>	Earned run avg		1. 13 Owen, David	2.97	2. 14 Hawkins, Chandler	5.04	<table border="0"> <thead> <tr><th colspan="2">Opposing bat avg</th></tr> </thead> <tbody> <tr><td>1. 13 Owen, David</td><td>.235</td></tr> <tr><td>2. 14 Hawkins, Chandler</td><td>.302</td></tr> </tbody> </table>	Opposing bat avg		1. 13 Owen, David	.235	2. 14 Hawkins, Chandler	.302	<table border="0"> <thead> <tr><th colspan="2">Won-loss pct</th></tr> </thead> <tbody> <tr><td>1. 13 Owen, David</td><td>1.000</td></tr> <tr><td>2. 14 Hawkins, Chandler</td><td>.400</td></tr> </tbody> </table>	Won-loss pct		1. 13 Owen, David	1.000	2. 14 Hawkins, Chandler	.400																		
Earned run avg																																						
1. 13 Owen, David	2.97																																					
2. 14 Hawkins, Chandler	5.04																																					
Opposing bat avg																																						
1. 13 Owen, David	.235																																					
2. 14 Hawkins, Chandler	.302																																					
Won-loss pct																																						
1. 13 Owen, David	1.000																																					
2. 14 Hawkins, Chandler	.400																																					
<table border="0"> <thead> <tr><th colspan="2">Wins</th></tr> </thead> <tbody> <tr><td>1. 13 Owen, David</td><td>4</td></tr> <tr><td>2. 15 Gaines, Tanner</td><td>2</td></tr> <tr><td>18 Woodhouse, Cody</td><td>2</td></tr> <tr><td>14 Hawkins, Chandler</td><td>2</td></tr> <tr><td>5. 4 tied at.....</td><td>1</td></tr> </tbody> </table>	Wins		1. 13 Owen, David	4	2. 15 Gaines, Tanner	2	18 Woodhouse, Cody	2	14 Hawkins, Chandler	2	5. 4 tied at.....	1	<table border="0"> <thead> <tr><th colspan="2">Losses</th></tr> </thead> <tbody> <tr><td>1. 24 Wallace, Bradley</td><td>3</td></tr> <tr><td>14 Hawkins, Chandler</td><td>3</td></tr> <tr><td>3. 5 tied at.....</td><td>1</td></tr> </tbody> </table>	Losses		1. 24 Wallace, Bradley	3	14 Hawkins, Chandler	3	3. 5 tied at.....	1	<table border="0"> <thead> <tr><th colspan="2">Saves</th></tr> </thead> <tbody> <tr><td>1. 20 Croft, Morgan</td><td>3</td></tr> <tr><td>2. 23 Grantham, Adam</td><td>1</td></tr> <tr><td>34 Kibler, Colton</td><td>1</td></tr> </tbody> </table>	Saves		1. 20 Croft, Morgan	3	2. 23 Grantham, Adam	1	34 Kibler, Colton	1								
Wins																																						
1. 13 Owen, David	4																																					
2. 15 Gaines, Tanner	2																																					
18 Woodhouse, Cody	2																																					
14 Hawkins, Chandler	2																																					
5. 4 tied at.....	1																																					
Losses																																						
1. 24 Wallace, Bradley	3																																					
14 Hawkins, Chandler	3																																					
3. 5 tied at.....	1																																					
Saves																																						
1. 20 Croft, Morgan	3																																					
2. 23 Grantham, Adam	1																																					
34 Kibler, Colton	1																																					
<table border="0"> <thead> <tr><th colspan="2">Innings pitched</th></tr> </thead> <tbody> <tr><td>1. 14 Hawkins, Chandler</td><td>30.1</td></tr> <tr><td>13 Owen, David</td><td>30.1</td></tr> </tbody> </table>	Innings pitched		1. 14 Hawkins, Chandler	30.1	13 Owen, David	30.1	<table border="0"> <thead> <tr><th colspan="2">Batters struck out</th></tr> </thead> <tbody> <tr><td>1. 13 Owen, David</td><td>29</td></tr> <tr><td>2. 14 Hawkins, Chandler</td><td>25</td></tr> <tr><td>3. 24 Wallace, Bradley</td><td>22</td></tr> <tr><td>4. 20 Croft, Morgan</td><td>16</td></tr> <tr><td>34 Kibler, Colton</td><td>16</td></tr> </tbody> </table>	Batters struck out		1. 13 Owen, David	29	2. 14 Hawkins, Chandler	25	3. 24 Wallace, Bradley	22	4. 20 Croft, Morgan	16	34 Kibler, Colton	16	<table border="0"> <thead> <tr><th colspan="2">Appearances</th></tr> </thead> <tbody> <tr><td>1. 34 Kibler, Colton</td><td>15</td></tr> <tr><td>2. 17 Lee, Coulton</td><td>10</td></tr> <tr><td>18 Woodhouse, Cody</td><td>10</td></tr> <tr><td>4. 20 Croft, Morgan</td><td>9</td></tr> <tr><td>15 Gaines, Tanner</td><td>9</td></tr> </tbody> </table>	Appearances		1. 34 Kibler, Colton	15	2. 17 Lee, Coulton	10	18 Woodhouse, Cody	10	4. 20 Croft, Morgan	9	15 Gaines, Tanner	9						
Innings pitched																																						
1. 14 Hawkins, Chandler	30.1																																					
13 Owen, David	30.1																																					
Batters struck out																																						
1. 13 Owen, David	29																																					
2. 14 Hawkins, Chandler	25																																					
3. 24 Wallace, Bradley	22																																					
4. 20 Croft, Morgan	16																																					
34 Kibler, Colton	16																																					
Appearances																																						
1. 34 Kibler, Colton	15																																					
2. 17 Lee, Coulton	10																																					
18 Woodhouse, Cody	10																																					
4. 20 Croft, Morgan	9																																					
15 Gaines, Tanner	9																																					
<table border="0"> <thead> <tr><th colspan="2">Games started</th></tr> </thead> <tbody> <tr><td>1. 14 Hawkins, Chandler</td><td>6</td></tr> <tr><td>24 Wallace, Bradley</td><td>6</td></tr> <tr><td>13 Owen, David</td><td>6</td></tr> <tr><td>4. 15 Gaines, Tanner</td><td>3</td></tr> <tr><td>5. 23 Grantham, Adam</td><td>2</td></tr> </tbody> </table>	Games started		1. 14 Hawkins, Chandler	6	24 Wallace, Bradley	6	13 Owen, David	6	4. 15 Gaines, Tanner	3	5. 23 Grantham, Adam	2	<table border="0"> <thead> <tr><th colspan="2">Games finished</th></tr> </thead> <tbody> <tr><td>1. 20 Croft, Morgan</td><td>6</td></tr> <tr><td>2. 36 Zuber, Tyler</td><td>4</td></tr> <tr><td>16 Ayers, Bryan</td><td>4</td></tr> <tr><td>4. 23 Grantham, Adam</td><td>3</td></tr> <tr><td>5. 3 tied at.....</td><td>2</td></tr> </tbody> </table>	Games finished		1. 20 Croft, Morgan	6	2. 36 Zuber, Tyler	4	16 Ayers, Bryan	4	4. 23 Grantham, Adam	3	5. 3 tied at.....	2	<table border="0"> <thead> <tr><th colspan="2">Games in relief</th></tr> </thead> <tbody> <tr><td>1. 34 Kibler, Colton</td><td>15</td></tr> <tr><td>2. 18 Woodhouse, Cody</td><td>10</td></tr> <tr><td>17 Lee, Coulton</td><td>10</td></tr> <tr><td>4. 36 Zuber, Tyler</td><td>8</td></tr> <tr><td>20 Croft, Morgan</td><td>8</td></tr> </tbody> </table>	Games in relief		1. 34 Kibler, Colton	15	2. 18 Woodhouse, Cody	10	17 Lee, Coulton	10	4. 36 Zuber, Tyler	8	20 Croft, Morgan	8
Games started																																						
1. 14 Hawkins, Chandler	6																																					
24 Wallace, Bradley	6																																					
13 Owen, David	6																																					
4. 15 Gaines, Tanner	3																																					
5. 23 Grantham, Adam	2																																					
Games finished																																						
1. 20 Croft, Morgan	6																																					
2. 36 Zuber, Tyler	4																																					
16 Ayers, Bryan	4																																					
4. 23 Grantham, Adam	3																																					
5. 3 tied at.....	2																																					
Games in relief																																						
1. 34 Kibler, Colton	15																																					
2. 18 Woodhouse, Cody	10																																					
17 Lee, Coulton	10																																					
4. 36 Zuber, Tyler	8																																					
20 Croft, Morgan	8																																					
<table border="0"> <thead> <tr><th colspan="2">Wild pitches</th></tr> </thead> <tbody> <tr><td>1. 23 Grantham, Adam</td><td>3</td></tr> <tr><td>2. 17 Lee, Coulton</td><td>2</td></tr> <tr><td>36 Zuber, Tyler</td><td>2</td></tr> <tr><td>4. 6 tied at.....</td><td>1</td></tr> </tbody> </table>	Wild pitches		1. 23 Grantham, Adam	3	2. 17 Lee, Coulton	2	36 Zuber, Tyler	2	4. 6 tied at.....	1	<table border="0"> <thead> <tr><th colspan="2">Balks</th></tr> </thead> <tbody> </tbody> </table>	Balks		<table border="0"> <thead> <tr><th colspan="2">Hit batters</th></tr> </thead> <tbody> <tr><td>1. 13 Owen, David</td><td>5</td></tr> <tr><td>2. 24 Wallace, Bradley</td><td>3</td></tr> <tr><td>23 Grantham, Adam</td><td>3</td></tr> <tr><td>4. 3 tied at.....</td><td>2</td></tr> </tbody> </table>	Hit batters		1. 13 Owen, David	5	2. 24 Wallace, Bradley	3	23 Grantham, Adam	3	4. 3 tied at.....	2														
Wild pitches																																						
1. 23 Grantham, Adam	3																																					
2. 17 Lee, Coulton	2																																					
36 Zuber, Tyler	2																																					
4. 6 tied at.....	1																																					
Balks																																						
Hit batters																																						
1. 13 Owen, David	5																																					
2. 24 Wallace, Bradley	3																																					
23 Grantham, Adam	3																																					
4. 3 tied at.....	2																																					
<table border="0"> <thead> <tr><th colspan="2">Intentional BB allowed</th></tr> </thead> <tbody> <tr><td>1. 34 Kibler, Colton</td><td>1</td></tr> <tr><td>18 Woodhouse, Cody</td><td>1</td></tr> </tbody> </table>	Intentional BB allowed		1. 34 Kibler, Colton	1	18 Woodhouse, Cody	1	<table border="0"> <thead> <tr><th colspan="2">Runners picked off</th></tr> </thead> <tbody> <tr><td>1. 8 Levy, Stuart</td><td>1</td></tr> <tr><td>24 Wallace, Bradley</td><td>1</td></tr> </tbody> </table>	Runners picked off		1. 8 Levy, Stuart	1	24 Wallace, Bradley	1	<table border="0"> <thead> <tr><th colspan="2">Batters SO out looking</th></tr> </thead> <tbody> <tr><td>1. 14 Hawkins, Chandler</td><td>14</td></tr> <tr><td>2. 13 Owen, David</td><td>13</td></tr> <tr><td>3. 24 Wallace, Bradley</td><td>9</td></tr> <tr><td>4. 18 Woodhouse, Cody</td><td>8</td></tr> <tr><td>5. 34 Kibler, Colton</td><td>6</td></tr> </tbody> </table>	Batters SO out looking		1. 14 Hawkins, Chandler	14	2. 13 Owen, David	13	3. 24 Wallace, Bradley	9	4. 18 Woodhouse, Cody	8	5. 34 Kibler, Colton	6												
Intentional BB allowed																																						
1. 34 Kibler, Colton	1																																					
18 Woodhouse, Cody	1																																					
Runners picked off																																						
1. 8 Levy, Stuart	1																																					
24 Wallace, Bradley	1																																					
Batters SO out looking																																						
1. 14 Hawkins, Chandler	14																																					
2. 13 Owen, David	13																																					
3. 24 Wallace, Bradley	9																																					
4. 18 Woodhouse, Cody	8																																					
5. 34 Kibler, Colton	6																																					
<table border="0"> <thead> <tr><th colspan="2">Sac bunts allowed</th></tr> </thead> <tbody> <tr><td>1. 24 Wallace, Bradley</td><td>4</td></tr> <tr><td>2. 18 Woodhouse, Cody</td><td>3</td></tr> <tr><td>3. 15 Gaines, Tanner</td><td>2</td></tr> <tr><td>13 Owen, David</td><td>2</td></tr> <tr><td>5. 4 tied at.....</td><td>1</td></tr> </tbody> </table>	Sac bunts allowed		1. 24 Wallace, Bradley	4	2. 18 Woodhouse, Cody	3	3. 15 Gaines, Tanner	2	13 Owen, David	2	5. 4 tied at.....	1	<table border="0"> <thead> <tr><th colspan="2">Sac flies allowed</th></tr> </thead> <tbody> <tr><td>1. 24 Wallace, Bradley</td><td>1</td></tr> <tr><td>15 Gaines, Tanner</td><td>1</td></tr> </tbody> </table>	Sac flies allowed		1. 24 Wallace, Bradley	1	15 Gaines, Tanner	1	<table border="0"> <thead> <tr><th colspan="2">Hits allowed</th></tr> </thead> <tbody> <tr><td>1. 13 Owen, David</td><td>27</td></tr> <tr><td>2. 14 Hawkins, Chandler</td><td>38</td></tr> </tbody> </table>	Hits allowed		1. 13 Owen, David	27	2. 14 Hawkins, Chandler	38												
Sac bunts allowed																																						
1. 24 Wallace, Bradley	4																																					
2. 18 Woodhouse, Cody	3																																					
3. 15 Gaines, Tanner	2																																					
13 Owen, David	2																																					
5. 4 tied at.....	1																																					
Sac flies allowed																																						
1. 24 Wallace, Bradley	1																																					
15 Gaines, Tanner	1																																					
Hits allowed																																						
1. 13 Owen, David	27																																					
2. 14 Hawkins, Chandler	38																																					
<table border="0"> <thead> <tr><th colspan="2">Runs allowed</th></tr> </thead> <tbody> <tr><td>1. 13 Owen, David</td><td>12</td></tr> <tr><td>2. 14 Hawkins, Chandler</td><td>17</td></tr> </tbody> </table>	Runs allowed		1. 13 Owen, David	12	2. 14 Hawkins, Chandler	17	<table border="0"> <thead> <tr><th colspan="2">Earned runs allowed</th></tr> </thead> <tbody> <tr><td>1. 13 Owen, David</td><td>10</td></tr> <tr><td>2. 14 Hawkins, Chandler</td><td>17</td></tr> </tbody> </table>	Earned runs allowed		1. 13 Owen, David	10	2. 14 Hawkins, Chandler	17	<table border="0"> <thead> <tr><th colspan="2">Walks allowed</th></tr> </thead> <tbody> <tr><td>1. 14 Hawkins, Chandler</td><td>8</td></tr> <tr><td>2. 13 Owen, David</td><td>11</td></tr> </tbody> </table>	Walks allowed		1. 14 Hawkins, Chandler	8	2. 13 Owen, David	11																		
Runs allowed																																						
1. 13 Owen, David	12																																					
2. 14 Hawkins, Chandler	17																																					
Earned runs allowed																																						
1. 13 Owen, David	10																																					
2. 14 Hawkins, Chandler	17																																					
Walks allowed																																						
1. 14 Hawkins, Chandler	8																																					
2. 13 Owen, David	11																																					
<table border="0"> <thead> <tr><th colspan="2">Doubles allowed</th></tr> </thead> <tbody> <tr><td>1. 14 Hawkins, Chandler</td><td>3</td></tr> <tr><td>2. 13 Owen, David</td><td>5</td></tr> </tbody> </table>	Doubles allowed		1. 14 Hawkins, Chandler	3	2. 13 Owen, David	5	<table border="0"> <thead> <tr><th colspan="2">Triples allowed</th></tr> </thead> <tbody> <tr><td>1. 14 Hawkins, Chandler</td><td>1</td></tr> <tr><td>2. 13 Owen, David</td><td>2</td></tr> </tbody> </table>	Triples allowed		1. 14 Hawkins, Chandler	1	2. 13 Owen, David	2	<table border="0"> <thead> <tr><th colspan="2">Home runs allowed</th></tr> </thead> <tbody> <tr><td>1. 13 Owen, David</td><td>1</td></tr> <tr><td>2. 14 Hawkins, Chandler</td><td>4</td></tr> </tbody> </table>	Home runs allowed		1. 13 Owen, David	1	2. 14 Hawkins, Chandler	4																		
Doubles allowed																																						
1. 14 Hawkins, Chandler	3																																					
2. 13 Owen, David	5																																					
Triples allowed																																						
1. 14 Hawkins, Chandler	1																																					
2. 13 Owen, David	2																																					
Home runs allowed																																						
1. 13 Owen, David	1																																					
2. 14 Hawkins, Chandler	4																																					



stAte
Fielding Leaders for Arkansas State (as of Mar 26, 2014)
(All games)



Hitting minimums - 75% of Games
 Pitching minimums - 1 Games 1.0 IP/Game

<table border="0"> <thead> <tr> <th colspan="2">Fielding pct</th> </tr> </thead> <tbody> <tr><td>1. 8 Levy, Stuart</td><td>1.000</td></tr> <tr><td>28 Burgess, Matt</td><td>1.000</td></tr> <tr><td>27 Michelotti, Ty</td><td>1.000</td></tr> <tr><td>5 Maggio, Zach</td><td>1.000</td></tr> <tr><td>5. 4 Feddersen, Lucas</td><td>.978</td></tr> </tbody> </table>	Fielding pct		1. 8 Levy, Stuart	1.000	28 Burgess, Matt	1.000	27 Michelotti, Ty	1.000	5 Maggio, Zach	1.000	5. 4 Feddersen, Lucas	.978	<table border="0"> <thead> <tr> <th colspan="2">Chances</th> </tr> </thead> <tbody> <tr><td>1. 8 Levy, Stuart</td><td>168</td></tr> <tr><td>2. 28 Burgess, Matt</td><td>162</td></tr> <tr><td>3. 3 Jones, Dustin</td><td>131</td></tr> <tr><td>4. 4 Feddersen, Lucas</td><td>91</td></tr> <tr><td>5. 6 Baker, Austin</td><td>71</td></tr> </tbody> </table>	Chances		1. 8 Levy, Stuart	168	2. 28 Burgess, Matt	162	3. 3 Jones, Dustin	131	4. 4 Feddersen, Lucas	91	5. 6 Baker, Austin	71	<table border="0"> <thead> <tr> <th colspan="2">Putouts</th> </tr> </thead> <tbody> <tr><td>1. 28 Burgess, Matt</td><td>156</td></tr> <tr><td>2. 8 Levy, Stuart</td><td>150</td></tr> <tr><td>3. 6 Baker, Austin</td><td>67</td></tr> <tr><td>4. 3 Jones, Dustin</td><td>44</td></tr> <tr><td>5. 7 George, Zach</td><td>37</td></tr> </tbody> </table>	Putouts		1. 28 Burgess, Matt	156	2. 8 Levy, Stuart	150	3. 6 Baker, Austin	67	4. 3 Jones, Dustin	44	5. 7 George, Zach	37
Fielding pct																																						
1. 8 Levy, Stuart	1.000																																					
28 Burgess, Matt	1.000																																					
27 Michelotti, Ty	1.000																																					
5 Maggio, Zach	1.000																																					
5. 4 Feddersen, Lucas	.978																																					
Chances																																						
1. 8 Levy, Stuart	168																																					
2. 28 Burgess, Matt	162																																					
3. 3 Jones, Dustin	131																																					
4. 4 Feddersen, Lucas	91																																					
5. 6 Baker, Austin	71																																					
Putouts																																						
1. 28 Burgess, Matt	156																																					
2. 8 Levy, Stuart	150																																					
3. 6 Baker, Austin	67																																					
4. 3 Jones, Dustin	44																																					
5. 7 George, Zach	37																																					
<table border="0"> <thead> <tr> <th colspan="2">Assists</th> </tr> </thead> <tbody> <tr><td>1. 3 Jones, Dustin</td><td>81</td></tr> <tr><td>2. 4 Feddersen, Lucas</td><td>55</td></tr> <tr><td>3. 40 Schrimpf, Joe</td><td>23</td></tr> <tr><td>4. 8 Levy, Stuart</td><td>18</td></tr> <tr><td>5. 7 George, Zach</td><td>12</td></tr> </tbody> </table>	Assists		1. 3 Jones, Dustin	81	2. 4 Feddersen, Lucas	55	3. 40 Schrimpf, Joe	23	4. 8 Levy, Stuart	18	5. 7 George, Zach	12	<table border="0"> <thead> <tr> <th colspan="2">Errors</th> </tr> </thead> <tbody> <tr><td>1. 3 Jones, Dustin</td><td>6</td></tr> <tr><td>2. 26 Massanelli, C.</td><td>3</td></tr> <tr><td>40 Schrimpf, Joe</td><td>3</td></tr> <tr><td>4. 3 tied at.....</td><td>2</td></tr> </tbody> </table>	Errors		1. 3 Jones, Dustin	6	2. 26 Massanelli, C.	3	40 Schrimpf, Joe	3	4. 3 tied at.....	2	<table border="0"> <thead> <tr> <th colspan="2">Fielding double plays</th> </tr> </thead> <tbody> <tr><td>1. 3 Jones, Dustin</td><td>15</td></tr> <tr><td>2. 28 Burgess, Matt</td><td>11</td></tr> <tr><td>4 Feddersen, Lucas</td><td>11</td></tr> <tr><td>4. 7 George, Zach</td><td>4</td></tr> <tr><td>5. 3 tied at.....</td><td>2</td></tr> </tbody> </table>	Fielding double plays		1. 3 Jones, Dustin	15	2. 28 Burgess, Matt	11	4 Feddersen, Lucas	11	4. 7 George, Zach	4	5. 3 tied at.....	2		
Assists																																						
1. 3 Jones, Dustin	81																																					
2. 4 Feddersen, Lucas	55																																					
3. 40 Schrimpf, Joe	23																																					
4. 8 Levy, Stuart	18																																					
5. 7 George, Zach	12																																					
Errors																																						
1. 3 Jones, Dustin	6																																					
2. 26 Massanelli, C.	3																																					
40 Schrimpf, Joe	3																																					
4. 3 tied at.....	2																																					
Fielding double plays																																						
1. 3 Jones, Dustin	15																																					
2. 28 Burgess, Matt	11																																					
4 Feddersen, Lucas	11																																					
4. 7 George, Zach	4																																					
5. 3 tied at.....	2																																					
<table border="0"> <thead> <tr> <th colspan="2">Stolen bases against</th> </tr> </thead> <tbody> <tr><td>1. 8 Levy, Stuart</td><td>19</td></tr> <tr><td>2. 15 Gaines, Tanner</td><td>8</td></tr> <tr><td>3. 13 Owen, David</td><td>5</td></tr> <tr><td>4. 24 Wallace, Bradley</td><td>3</td></tr> <tr><td>5. 2 tied at.....</td><td>2</td></tr> </tbody> </table>	Stolen bases against		1. 8 Levy, Stuart	19	2. 15 Gaines, Tanner	8	3. 13 Owen, David	5	4. 24 Wallace, Bradley	3	5. 2 tied at.....	2	<table border="0"> <thead> <tr> <th colspan="2">Caught stealing by</th> </tr> </thead> <tbody> <tr><td>1. 8 Levy, Stuart</td><td>11</td></tr> <tr><td>2. 15 Gaines, Tanner</td><td>3</td></tr> <tr><td>3. 34 Kibler, Colton</td><td>2</td></tr> <tr><td>20 Croft, Morgan</td><td>2</td></tr> <tr><td>16 Ayers, Bryan</td><td>2</td></tr> </tbody> </table>	Caught stealing by		1. 8 Levy, Stuart	11	2. 15 Gaines, Tanner	3	3. 34 Kibler, Colton	2	20 Croft, Morgan	2	16 Ayers, Bryan	2	<table border="0"> <thead> <tr> <th colspan="2">Steal attempts against</th> </tr> </thead> <tbody> <tr><td>1. 8 Levy, Stuart</td><td>30</td></tr> <tr><td>2. 15 Gaines, Tanner</td><td>11</td></tr> <tr><td>3. 13 Owen, David</td><td>5</td></tr> <tr><td>4. 3 tied at.....</td><td>3</td></tr> </tbody> </table>	Steal attempts against		1. 8 Levy, Stuart	30	2. 15 Gaines, Tanner	11	3. 13 Owen, David	5	4. 3 tied at.....	3		
Stolen bases against																																						
1. 8 Levy, Stuart	19																																					
2. 15 Gaines, Tanner	8																																					
3. 13 Owen, David	5																																					
4. 24 Wallace, Bradley	3																																					
5. 2 tied at.....	2																																					
Caught stealing by																																						
1. 8 Levy, Stuart	11																																					
2. 15 Gaines, Tanner	3																																					
3. 34 Kibler, Colton	2																																					
20 Croft, Morgan	2																																					
16 Ayers, Bryan	2																																					
Steal attempts against																																						
1. 8 Levy, Stuart	30																																					
2. 15 Gaines, Tanner	11																																					
3. 13 Owen, David	5																																					
4. 3 tied at.....	3																																					
<table border="0"> <thead> <tr> <th colspan="2">Passed balls</th> </tr> </thead> <tbody> <tr><td>1. 25 Hardie, Tyler</td><td>4</td></tr> <tr><td>2. 8 Levy, Stuart</td><td>2</td></tr> </tbody> </table>	Passed balls		1. 25 Hardie, Tyler	4	2. 8 Levy, Stuart	2	<table border="0"> <thead> <tr> <th colspan="2">Catchers interference</th> </tr> </thead> <tbody> </tbody> </table>	Catchers interference																														
Passed balls																																						
1. 25 Hardie, Tyler	4																																					
2. 8 Levy, Stuart	2																																					
Catchers interference																																						



stAte
Game Results for Arkansas State (as of Mar 26, 2014)
(All games)



Feb 15, 2014 at Jonesboro, Ark.

Score by Innings	1	2	3	4	5	6	7	8	9	R	H	E
Miami	0	0	0	0	0	0	0	0	0	0	7	4
Arkansas State	0	0	3	0	0	0	0	0	X	3	6	0

WP-Wallace, Bradley (1-0) Save-Grantham, Adam(1) LP-VARNER, Seth (0-1) T-2:36 A-0

Feb 15, 2014 at Jonesboro, Ark.

Score by Innings	1	2	3	4	5	6	7	8	9	R	H	E
Miami	0	4	0	0	0	1	2	0	1	8	12	7
Arkansas State	3	3	0	4	0	0	8	0	0	18	16	2

WP-Hawkins, Chandler (1-0) LP-WILLIAMS, Nathan (0-1) T-3:50 A-425

Feb 16, 2014 at Jonesboro, Ark.

Score by Innings	1	2	3	4	5	6	7	8	9	R	H	E
Miami	0	0	0	2	1	0	0	0	0	3	7	2
Arkansas State	1	0	3	2	2	3	2	0	X	13	14	2

WP-Owen, David (1-0) LP-POWERS, Ryan (0-1) T-2:41 A-319

Feb 18, 2014 at Jonesboro, Ark.

Score by Innings	1	2	3	4	5	6	7	8	9	R	H	E
Arkansas-Monticello	1	0	0	1	0	0	0	0	0	2	4	0
Arkansas State	0	0	0	0	0	0	0	0	0	0	7	3

WP-Z. McKnight (1-0) Save-J. Harvill(3) LP-Birginske, Derek (0-1) T-2:25 A-304

Feb 21, 2014 at Jonesboro, Arkansas

Score by Innings	1	2	3	4	5	6	7	8	9	R	H	E
Illinois State	0	0	1	0	3	0	0	0	0	4	8	1
Arkansas State	0	0	1	0	1	0	1	0	0	3	7	2

WP-SAVAS, Dan (2-0) Save-RHOADES, Jeremy(1) LP-Wallace, Bradley (1-1) T-2:54 A-361

Feb 22, 2014 at Jonesboro, Ark.

Score by Innings	1	2	3	4	5	6	7	8	9	R	H	E
Illinois State	0	0	0	0	0	2	1	0	0	3	8	1
Arkansas State	0	1	0	0	0	0	0	1	0	2	6	0

WP-CRAIG, Dylan (1-0) Save-RHOADES, Jeremy(2) LP-Hawkins, Chandler (1-1) T-2:5 A-0 A-0

Feb 22, 2014 at Jonesboro, Ark.

Score by Innings	1	2	3	4	5	6	7	R	H	E
Illinois State	3	0	0	2	0	1	3	9	15	1
Arkansas State	0	0	1	1	1	0	4	7	9	0

WP-LEARNARD, JD (1-0) Save-SUAREZ, David(1) LP-Croft, Morgan (0-1) T-2:30 A-705



stAte
Game Results for Arkansas State (as of Mar 26, 2014)
(All games)



Feb 23, 2014 at Jonesboro, Arkansas

Score by Innings	1	2	3	4	5	6	7	8	9	R	H	E
Illinois State	1	2	0	0	3	0	0	2	0	8	12	4
Arkansas State	0	5	6	2	1	0	0	0	X	14	15	3

WP-Owen, David (2-0) LP-HEADEAN, Will (0-1) T-3:20 A-321
 HR ILS - CZESZEWSKI, Jack (1)
 HR ASU - Burgess, Matt (1)

Feb 25, 2014 at Jonesboro, Arkansas

Score by Innings	1	2	3	4	5	6	7	8	9	R	H	E
SEMO	2	0	0	0	0	0	1	0	0	3	11	2
Arkansas State	0	1	3	0	1	0	0	3	X	8	12	0

WP-Gaines, Tanner (1-0) LP-WINKELMAN, Alex (0-2) T-3:05 A-202

Feb 28, 2014 at Birmingham, Ala.

Score by Innings	1	2	3	4	5	6	7	8	9	R	H	E
Arkansas State	0	0	0	0	0	0	0	0	0	0	7	0
UAB	0	0	1	0	4	0	0	0	X	5	11	0

WP-C. Mallard (3-0) LP-Wallace, Bradley (1-2) T-2:52 A-357

Mar 01, 2014 at Birmingham, Ala.

Score by Innings	1	2	3	4	5	6	7	8	9	R	H	E
Arkansas State	0	0	0	0	0	0	0	0	1	1	5	0
UAB	2	0	0	0	0	0	0	1	X	3	9	1

WP-J. Lieske (2-0) Save-A. Lau(1) LP-Hawkins, Chandler (1-2) T-2:30 A-541

Mar 02, 2014 at Birmingham, Ala.

Score by Innings	1	2	3	4	5	6	7	8	9	R	H	E
Arkansas State	0	0	0	0	1	0	4	0	0	5	8	1
UAB	0	0	0	1	0	1	0	0	1	3	6	3

WP-Ring, Tanner (1-0) Save-Kibler, Colton(1) LP-C. Eller (1-1) T-2:36 A-675

Mar 08, 2014 at Millington, Tenn.

Score by Innings	1	2	3	4	5	6	7	8	9	R	H	E
Creighton	0	0	4	2	1	0	0	0	0	7	8	0
Arkansas State	1	0	0	0	2	0	0	0	0	3	8	2

WP-WARREN, Matt (3-0) LP-Wallace, Bradley (1-3) T-2:42 A-201

Mar 09, 2014 at Millington, Tenn.

Score by Innings	1	2	3	4	5	6	7	8	9	R	H	E
Creighton	0	1	0	0	0	2	0	2	0	5	6	2
Arkansas State	0	0	0	3	0	0	1	0	0	4	9	1

WP-LUKOWSKI, Mark (1-0) Save-PETER, Jake(1) LP-Lee, Coulton (0-1) T-2:50 A-237
 HR CU - GERBER, Mike (3), LUCANSKY, Landon (1)



stAte
Game Results for Arkansas State (as of Mar 26, 2014)
(All games)



Mar 10, 2014 at Jonesboro, Ark.

Score by Innings	1	2	3	4	5	6	7	8	9	R	H	E	
Creighton	0	0	1	0	1	0	0	0	0	-	2	2	1
Arkansas State	0	1	3	2	0	0	0	0	X	-	6	9	0

WP-Croft, Morgan (1-1) LP-STRUNC, Tommy (0-2) T-2:29 A-263

Mar 11, 2014 at Murray, Ky.

Score by Innings	1	2	3	4	5	6	7	8	9	R	H	E	
Arkansas State	5	3	5	1	3	0	3	7	0	-	27	19	0
Murray State	1	0	0	3	0	3	0	0	0	-	7	10	6

WP-Woodhouse, Cody (1-0) LP-Kyle Cornett (0-1) T-3:36 A-137
 HR ASU - Baker, Austin (3)
 HR MUR - Taylor Mathews (1)

Mar 14, 2014 at Jonesboro, Ark.

Score by Innings	1	2	3	4	5	6	7	8	9	R	H	E	
UALR	0	0	0	0	0	0	0	0	0	-	0	6	0
Arkansas State	0	0	0	0	3	0	0	0	X	-	3	5	1

WP-Owen, David (3-0) Save-Croft, Morgan(1) LP-McDonald, Travis (2-1) T-2:14 A-292

Mar 15, 2014 at Jonesboro, Ark.

Score by Innings	1	2	3	4	5	6	7	8	9	R	H	E	
UALR	2	1	0	0	0	0	0	0	0	-	3	10	1
Arkansas State	0	0	3	0	1	0	1	0	X	-	5	10	0

WP-Hawkins, Chandler (2-2) Save-Croft, Morgan(2) LP-Schlechte, Ethan (2-2) T-2 A-0 A-0
 HR UALR - Rockwell, Tanner (3)

Mar 15, 2014 at Jonesboro, Ark.

Score by Innings	1	2	3	4	5	6	7	8	9	10	11	12	13	14	R	H	E	
UALR	0	0	0	2	0	0	0	0	1	0	0	0	0	0	-	3	11	1
Arkansas State	0	0	0	0	3	0	0	0	0	0	0	0	0	1	-	4	12	1

WP-Gaines, Tanner (2-0) LP-Rockwell, Tanner (0-1) T-4:13 A-347
 HR UALR - Scott, Ryan (2)

Mar 19, 2014 at Oxford, Miss.

Score by Innings	1	2	3	4	5	6	7	8	9	R	H	E	
Arkansas State	0	0	1	1	1	0	0	0	0	-	3	8	0
Ole Miss	1	0	0	0	0	1	2	0	X	-	4	8	1

WP-Weathersby (1-0) Save-J. Laxer(2) LP-Kibler, Colton (0-1) T-2:44 A-6716

Mar 21, 2014 at Arlington, Texas

Score by Innings	1	2	3	4	5	6	7	8	9	R	H	E	
Arkansas State	2	0	0	3	0	0	0	0	0	-	5	11	1
UT Arlington	0	1	0	0	0	0	0	0	0	-	1	6	1

WP-Owen, David (4-0) LP-Vachon, Brad (1-5) T-2:56 A-361



stAte
Game Results for Arkansas State (as of Mar 26, 2014)
(All games)



Mar 22, 2014 at Arlington, Texas

Score by Innings	1	2	3	4	5	6	7	8	9	R	H	E	
Arkansas State	1	0	0	0	0	0	0	0	1	-	2	7	0
UT Arlington	1	1	0	0	0	1	0	3	X	-	6	16	1

WP-Hobbs, Zach (1-0) Save-Weaver, Chase(1) LP-Hawkins, Chandler (2-3) T-2:30 A-244
 HR ASU - Baker, Austin (4)
 HR UTA - Shortall, Matt (3), McLemore,Darien (2)

Mar 23, 2014 at Arlington, Texas

Score by Innings	1	2	3	4	5	6	7	8	9	R	H	E	
Arkansas State	0	4	0	0	4	0	5	0	1	-	14	12	2
UT Arlington	3	1	2	0	2	2	0	0	0	-	10	14	2

WP-Woodhouse, Cody (2-0) Save-Croft, Morgan(3) LP-Weaver, Chase (2-1) T-3:08 A-256
 HR UTA - Shortall, Matt (5), Bottger, Ryan (1), Sibley, Travis (1)

Mar 25, 2014 at Jonesboro, Arkansas

Score by Innings	1	2	3	4	5	6	7	8	9	R	H	E	
Memphis	2	1	0	0	0	0	0	4	0	-	7	9	4
Arkansas State	0	0	2	1	0	1	1	5	X	-	10	12	1

WP-Kibler, Colton (1-1) LP-BLACKWOOD, Nolan (2-3) T-2:37 A-271
 HR ASU - Baker, Austin (5)

Mar 26, 2014 at Springfield, Mo.

Score by Innings	1	2	3	4	5	6	7	8	9	R	H	E	
Arkansas State	3	0	0	0	0	0	0	0	1	-	4	6	0
Missouri State	0	4	1	0	0	0	0	0	X	-	5	6	0

WP-Perez,Sam (1-0) LP-Grantham, Adam (0-1) T-2:16 A-313
 HR MSU - Fultz,Matt (3)



stAte
Overall Statistics for Arkansas State (as of Mar 26, 2014)
(All games Sorted by Batting avg)



Record: 14-11 Home: 10-6 Away: 4-5 Sun Belt: 5-1

Player	avg	gp-gs	ab	r	h	2b	3b	hr	rbi	tb	slg%	bb	hp	so	gdp	ob%	sf	sh	sb-att	po	a	e	fld%
4 Feddersen, Lucas	.322	25-22	90	14	29	3	0	0	16	32	.356	6	1	10	2	.364	2	5	6-7	34	55	2	.978
8 Levy, Stuart	.321	22-21	81	6	26	9	1	0	11	37	.457	11	2	13	2	.415	0	1	1-2	150	18	0	1.000
6 Baker, Austin	.299	25-25	97	26	29	3	4	5	23	55	.567	16	3	18	1	.403	3	2	8-8	67	2	2	.972
28 Burgess, Matt	.287	24-24	94	14	27	6	0	1	26	36	.383	13	2	25	2	.378	2	0	1-1	156	6	0	1.000
5 Maggio, Zach	.284	23-20	74	17	21	5	0	0	8	26	.351	10	5	8	1	.400	1	2	5-6	12	11	0	1.000
3 Jones, Dustin	.262	25-25	84	19	22	8	1	0	11	32	.381	12	4	17	0	.376	1	3	4-4	44	81	6	.954
40 Schrimpf, Joe	.178	22-21	73	15	13	3	1	0	9	18	.247	6	6	18	3	.287	2	2	1-1	22	23	3	.938

35 Nickle, Brett	.400	8-1	10	2	4	1	0	0	2	5	.500	0	1	5	0	.455	0	0	0-0	0	0	0	.000
25 Hardie, Tyler	.385	5-4	13	3	5	1	0	0	5	6	.462	5	3	2	0	.619	0	0	0-0	25	3	0	1.000
7 George, Zach	.382	10-10	34	13	13	4	0	0	3	17	.500	10	2	5	0	.532	1	0	3-3	37	12	2	.961
27 Michelotti, Ty	.306	19-12	49	7	15	1	1	0	3	18	.367	3	0	7	1	.346	0	2	4-4	27	0	0	1.000
30 Birginske, Derek	.273	18-17	55	8	15	4	0	0	4	19	.345	7	3	9	1	.385	0	0	1-1	34	3	1	.974
39 Ring, Tanner	.250	4-1	8	2	2	0	0	0	1	2	.250	1	0	1	0	.333	0	0	0-0	3	1	0	1.000
26 Massanelli, C.	.231	16-10	39	9	9	0	0	0	4	9	.231	8	3	9	0	.392	1	0	1-2	18	0	3	.857
11 Fitzpatrick, Kevin	.200	19-12	45	5	9	2	0	0	6	11	.244	5	3	8	1	.315	1	2	2-2	25	2	1	.964
1 Wilcoxson, Eric	.200	8-0	5	1	1	0	0	0	2	2	.400	3	0	1	0	.444	1	0	0-0	4	3	0	1.000
10 Brown, Kaleb	.000	13-0	2	3	0	0	0	0	0	0	.000	1	0	1	0	.333	0	0	0-0	3	0	0	1.000
Totals	.281	25	853	164	240	51	8	6	134	325	.381	117	38	157	14	.386	15	19	37-41	669	245	22	.976
Opponents	.260	25	854	111	222	33	5	12	104	301	.352	82	18	176	17	.337	2	15	21-33	655	267	46	.952

LOB - Team (223), Opp (191). DPs turned - Team (19), Opp (24). IBB - Team (4), Baker, A. 2, Schrimpf, J. 1, Levy, S. 1, Opp (2). Picked off - Maggio, Z. 3, Jones, D. 2, Michelotti 2, Schrimpf, J. 1, Feddersen 1, Baker, A. 1.

(All games Sorted by Earned run avg)

Player	era	w-l	app	gs	cg	sho	sv	ip	h	r	er	bb	so	2b	3b	hr	b/avg	wp	hp	bk	sfa	sha	
13 Owen, David	2.97	4-0	6	6	0	0/1	0	30.1	27	12	10	11	29	5	2	1	.235	0	5	0	0	2	
14 Hawkins, Chandler	5.04	2-3	6	6	0	0/0	0	30.1	38	17	17	8	25	3	1	4	.302	1	2	0	0	1	

39 Ring, Tanner	0.00	1-0	5	0	0	0/0	0	5.2	3	0	0	4	6	0	0	0	.158	0	0	0	0	1	
33 Neighbors, J.C.	0.00	0-0	1	0	0	0/0	0	2.0	2	0	0	0	1	0	0	0	.333	0	0	0	0	0	
18 Woodhouse, Cody	1.61	2-0	10	0	0	0/1	0	22.1	19	5	4	6	12	3	0	1	.232	0	2	0	0	3	
30 Birginske, Derek	2.25	0-1	1	1	0	0/0	0	4.0	3	2	1	0	2	1	0	0	.188	1	0	0	0	0	
20 Croft, Morgan	2.57	1-1	9	1	0	0/1	3	21.0	14	6	6	6	16	1	0	0	.194	0	0	0	0	1	
36 Zuber, Tyler	2.84	0-0	8	0	0	0/0	0	12.2	8	4	4	6	7	2	0	0	.178	2	2	0	0	0	
34 Kibler, Colton	3.15	1-1	15	0	0	0/1	1	20.0	15	8	7	3	16	3	0	0	.208	1	0	0	0	1	
16 Ayers, Bryan	4.26	0-0	6	0	0	0/0	0	12.2	9	7	6	7	10	0	0	0	.209	1	0	0	0	0	
15 Gaines, Tanner	5.14	2-0	9	3	0	0/1	0	21.0	25	12	12	8	11	4	0	1	.309	1	1	0	1	2	
24 Wallace, Bradley	6.66	1-3	6	6	0	0/1	0	24.1	33	19	18	12	22	5	2	3	.330	1	3	0	1	4	
17 Lee, Coulton	9.64	0-1	10	0	0	0/0	0	4.2	10	6	5	3	6	4	0	1	.370	2	0	0	0	0	
23 Grantham, Adam	9.75	0-1	7	2	0	0/1	1	12.0	16	13	13	8	13	2	0	1	.320	3	3	0	0	0	
Totals	4.16	14-11	25	25	0	2/2	5	223.0	222	111	103	82	176	33	5	12	.260	13	18	0	2	15	
Opponents	4.99	11-14	25	25	0	2/2	8	218.1	240	164	121	117	157	51	8	6	.281	39	38	4	15	19	

PB - Team (6), Hardie, T. 4, Levy, S. 2, Opp (5). Pickoffs - Team (2), Levy, S. 1, Wallace, B. 1, Opp (10). SBA/ATT - Levy, S. (19-30), Gaines, T. (8-11), Owen, D. (5-5), Hawkins, C. (2-3), Wallace, B. (3-3), Hardie, T. (2-3), Croft, M. (0-2), Kibler, C. (0-2), Ayers, B. (0-2), Grantham, A. (1-2), Zuber, T. (1-2), Woodhouse (1-1).



stAte
Overall Statistics for Arkansas State (as of Mar 26, 2014)
(All games Sorted by Fielding pct)



Player	c	po	a	e	fld%	dp	sba	csb	sba%	pb	ci
8 Levy, Stuart	168	150	18	0	1.000	1	19	11	.633	2	0
28 Burgess, Matt	162	156	6	0	1.000	11	0	0	---	0	0
25 Hardie, Tyler	28	25	3	0	1.000	0	2	1	.667	4	0
27 Michelotti, Ty	27	27	0	0	1.000	0	0	0	---	0	0
5 Maggio, Zach	23	12	11	0	1.000	2	0	0	---	0	0
1 Wilcoxson, Eric	7	4	3	0	1.000	2	0	0	---	0	0
13 Owen, David	6	2	4	0	1.000	0	5	0	1.000	0	0
18 Woodhouse, Cody	4	1	3	0	1.000	0	1	0	1.000	0	0
39 Ring, Tanner	4	3	1	0	1.000	2	0	0	---	0	0
34 Kibler, Colton	3	1	2	0	1.000	0	0	2	.000	0	0
10 Brown, Kaleb	3	3	0	0	1.000	0	0	0	---	0	0
23 Grantham, Adam	3	0	3	0	1.000	1	1	1	.500	0	0
14 Hawkins, Chandler	2	1	1	0	1.000	0	2	1	.667	0	0
16 Ayers, Bryan	2	0	2	0	1.000	0	0	2	.000	0	0
20 Croft, Morgan	2	1	1	0	1.000	0	0	2	.000	0	0
36 Zuber, Tyler	1	0	1	0	1.000	0	1	1	.500	0	0
4 Feddersen, Lucas	91	34	55	2	.978	11	0	0	---	0	0
30 Birginske, Derek	38	34	3	1	.974	1	0	0	---	0	0
6 Baker, Austin	71	67	2	2	.972	0	0	0	---	0	0
11 Fitzpatrick, Kevin	28	25	2	1	.964	0	0	0	---	0	0
7 George, Zach	51	37	12	2	.961	4	0	0	---	0	0
3 Jones, Dustin	131	44	81	6	.954	15	0	0	---	0	0
40 Schrimpf, Joe	48	22	23	3	.938	0	0	0	---	0	0
26 Massanelli, C.	21	18	0	3	.857	0	0	0	---	0	0
24 Wallace, Bradley	7	1	5	1	.857	0	3	0	1.000	0	0
15 Gaines, Tanner	5	1	3	1	.800	0	8	3	.727	0	0
33 Neighbors, J.C.	0	0	0	0	.000	0	0	0	---	0	0
35 Nickle, Brett	0	0	0	0	.000	0	0	0	---	0	0
17 Lee, Coulton	0	0	0	0	.000	0	0	0	---	0	0
Totals	936	669	245	22	.976	19	21	12	.636	6	0
Opponents	968	655	267	46	.952	24	37	4	.902	5	0



stAte
Conference statistics for Arkansas State (as of Mar 23, 2014)
(Sun Belt games only Sorted by Batting avg)



Record: 5-1 Home: 3-0 Away: 2-1 Sun Belt: 5-1

Player	avg	gp-gs	ab	r	h	2b	3b	hr	rbi	tb	slg%	bb	hp	so	gdp	ob%	sf	sh	sb-att	po	a	e	fld%	
3 Jones, Dustin	.360	6-6	25	7	9	2	1	0	5	13	.520	1	0	6	0	.385	0	0	1-1	11	26	2	.949	
5 Maggio, Zach	.318	6-6	22	1	7	1	0	0	4	8	.364	2	1	4	1	.400	0	1	1-1	0	0	0	.000	
4 Feddersen, Lucas	.308	6-6	26	3	8	1	0	0	4	9	.346	1	1	2	1	.333	2	1	3-3	10	18	1	.966	
40 Schrimpf, Joe	.286	6-6	21	6	6	1	0	0	1	7	.333	2	2	3	1	.400	0	0	0-0	11	6	1	.944	
6 Baker, Austin	.261	6-6	23	5	6	1	1	1	5	12	.522	6	1	3	0	.433	0	1	1-1	23	1	0	1.000	
8 Levy, Stuart	.250	6-6	24	0	6	1	1	0	1	9	.375	3	0	5	0	.333	0	0	1-1	40	2	0	1.000	
28 Burgess, Matt	.200	6-6	25	0	5	0	0	0	6	5	.200	4	0	3	0	.310	0	0	0-0	52	1	0	1.000	
26 Massanelli, C.	.143	5-4	14	4	2	0	0	0	1	2	.143	4	0	4	0	.333	0	0	0-0	9	0	1	.900	

35 Nickle, Brett	.500	2-0	2	1	1	0	0	0	0	1	.500	0	1	0	0	.667	0	0	0-0	0	0	0	.000	
39 Ring, Tanner	.333	2-0	3	1	1	0	0	0	0	1	.333	0	0	0	0	.333	0	0	0-0	0	0	0	.000	
27 Michelotti, Ty	.250	4-3	12	2	3	0	0	0	0	3	.250	1	0	3	0	.308	0	0	0-0	4	0	0	1.000	
11 Fitzpatrick, Kevin	.200	5-3	10	2	2	0	0	0	0	2	.200	2	2	1	0	.429	0	0	0-0	7	2	0	1.000	
30 Birginske, Derek	.125	3-2	8	1	1	0	0	0	0	1	.125	0	0	1	0	.125	0	0	0-0	4	0	0	1.000	
25 Hardie, Tyler	.000	1-0	1	0	0	0	0	0	0	0	.000	0	0	1	0	.000	0	0	0-0	0	0	0	.000	
1 Wilcoxson, Eric	.000	1-0	1	0	0	0	0	0	0	0	.000	0	0	1	0	.000	0	0	0-0	0	0	0	.000	
10 Brown, Kaleb	.000	4-0	0	0	0	0	0	0	0	0	.000	0	0	0	0	.000	0	0	0-0	2	0	0	1.000	
Totals	.263	6	217	33	57	7	3	1	27	73	.336	26	8	37	3	.360	2	3	7-7	174	61	5	.979	
Opponents	.276	6	228	23	63	7	2	7	23	95	.417	16	4	40	4	.333	1	1	6-7	169	60	6	.974	

LOB - Team (54), Opp (53). DPs turned - Team (5), Opp (5). IBB - Team (2), Baker, A. 2, Opp (2). Picked off - Schrimpf, J. 1, Maggio, Z. 1.

(Sun Belt games only Sorted by Earned run avg)

Player	era	w-l	app	gs	cg	sho	sv	ip	h	r	er	bb	so	2b	3b	hr	b/avg	wp	hp	bk	sfa	sha		
20 Croft, Morgan	0.00	0-0	5	0	0	0/1	3	7.0	2	0	0	3	3	0	0	0	.087	0	0	0	0	0		
13 Owen, David	0.71	2-0	2	2	0	0/1	0	12.2	11	1	1	6	15	1	0	0	.239	0	1	0	0	0		
34 Kibler, Colton	1.12	0-0	4	0	0	0/1	0	8.0	5	1	1	1	3	2	0	0	.179	0	0	0	0	0		
18 Woodhouse, Cody	2.31	1-0	4	0	0	0/0	0	11.2	12	4	3	2	6	2	0	1	.261	0	1	0	0	1		
14 Hawkins, Chandler	4.91	1-1	2	2	0	0/0	0	11.0	17	6	6	0	8	1	1	2	.347	1	1	0	0	0		
24 Wallace, Bradley	11.37	0-0	2	2	0	0/0	0	6.1	11	8	8	3	5	0	1	3	.393	0	1	0	1	0		

15 Gaines, Tanner	0.00	1-0	1	0	0	0/0	0	0.1	0	0	0	0	0	0	0	0	.000	0	0	0	0	0		
36 Zuber, Tyler	0.00	0-0	2	0	0	0/0	0	0.1	1	0	0	1	0	1	0	0	1.000	1	0	0	0	0		
17 Lee, Coulton	40.50	0-0	2	0	0	0/0	0	0.2	4	3	3	0	0	0	0	1	.667	0	0	0	0	0		
Totals	3.41	5-1	6	6	0	1/1	3	58.0	63	23	22	16	40	7	2	7	.276	2	4	0	1	1		
Opponents	4.47	1-5	6	6	0	0/0	1	56.1	57	33	28	26	37	7	3	1	.263	3	8	3	2	3		

PB - Team (1), Levy, S. 1, Opp (1). Pickoffs - Team (2), Wallace, B. 1, Levy, S. 1, Opp (2). SBA/ATT - Levy, S. (6-7), Owen, D. (4-4), Kibler, C. (0-1), Gaines, T. (1-1), Wallace, B. (1-1).



stAte

Conference statistics for Arkansas State (as of Mar 23, 2014)
(Sun Belt games only Sorted by Fielding pct)



Player	c	po	a	e	fld%	dp	sba	csb	sba%	pb	ci
28 Burgess, Matt	53	52	1	0	1.000	4	0	0	---	0	0
8 Levy, Stuart	42	40	2	0	1.000	0	6	1	.857	1	0
6 Baker, Austin	24	23	1	0	1.000	0	0	0	---	0	0
11 Fitzpatrick, Kevin	9	7	2	0	1.000	0	0	0	---	0	0
27 Michelotti, Ty	4	4	0	0	1.000	0	0	0	---	0	0
30 Birginske, Derek	4	4	0	0	1.000	0	0	0	---	0	0
10 Brown, Kaleb	2	2	0	0	1.000	0	0	0	---	0	0
34 Kibler, Colton	2	0	2	0	1.000	0	0	1	.000	0	0
24 Wallace, Bradley	1	0	1	0	1.000	0	1	0	1.000	0	0
13 Owen, David	1	0	1	0	1.000	0	4	0	1.000	0	0
20 Croft, Morgan	1	0	1	0	1.000	0	0	0	---	0	0
18 Woodhouse, Cody	1	1	0	0	1.000	0	0	0	---	0	0
4 Feddersen, Lucas	29	10	18	1	.966	3	0	0	---	0	0
3 Jones, Dustin	39	11	26	2	.949	5	0	0	---	0	0
40 Schrimpf, Joe	18	11	6	1	.944	0	0	0	---	0	0
26 Massanelli, C.	10	9	0	1	.900	0	0	0	---	0	0
5 Maggio, Zach	0	0	0	0	.000	0	0	0	---	0	0
17 Lee, Coulton	0	0	0	0	.000	0	0	0	---	0	0
36 Zuber, Tyler	0	0	0	0	.000	0	0	0	---	0	0
1 Wilcoxson, Eric	0	0	0	0	.000	0	0	0	---	0	0
35 Nickle, Brett	0	0	0	0	.000	0	0	0	---	0	0
14 Hawkins, Chandler	0	0	0	0	.000	0	0	0	---	0	0
25 Hardie, Tyler	0	0	0	0	.000	0	0	0	---	0	0
15 Gaines, Tanner	0	0	0	0	.000	0	1	0	1.000	0	0
39 Ring, Tanner	0	0	0	0	.000	0	0	0	---	0	0
Totals	240	174	61	5	.979	5	6	1	.857	1	0
Opponents	235	169	60	6	.974	5	7	0	1.000	1	0

