



2014 ARKANSAS STATE BASEBALL

Chris Graddy, Media Relations Assistant • Office: 870-972-2707 • Cell: 870-340-7836

Email: cgraddy@astate.edu • Facebook.com/AStateBaseball • Twitter: @AStateGameDay #AStateBSB

Mailing Address: P.O. Box 1000, State University, AR 72467

2014 Schedule/Results

FEBRUARY

Date	Opponent	Time/Result
F14	Miami (Ohio)	3-0/W
F15	Miami (Ohio)	18-8/W
F16	Miami (Ohio)	13-3/W
F18	Arkansas-Monticello	2-0/L
F21	Illinois State	4-3/L
F22	Illinois State	3-2/L
F22	Illinois State	9-7/L
F23	Illinois State	14-8/W
F25	SEMO	8-3/W
F28	at UAB	5-0/L

MARCH

Date	Opponent	Time/Result
M1	at UAB	3-1/L
M2	at UAB	5-3/W
M4	at Missouri State	Cancelled
M5	at Missouri State	Rescheduled
M9	Creighton	7-3/L
M10	Creighton	5-4/L
M11	Creighton	6-2/W
M12	at Murray State	27-7/W
M14	Arkansas-Little Rock*	3-0/W
M15	Arkansas-Little Rock*	5-3/W
M15	Arkansas-Little Rock*	4-3/W (14)
M19	at Ole Miss	4-3/L
M21	at UT Arlington*	6:30 p.m.
M22	at UT Arlington*	2:00 p.m.
M23	at UT Arlington*	1:00 p.m.
M25	Memphis	6:30 p.m.
M26	at Missouri State	6:30 p.m.
M28	Texas State*	6:00 p.m.
M29	Texas State*	4:00 p.m.
M30	Texas State*	Noon

APRIL

Date	Opponent	Time/Result
A1	at SEMO	6:00 p.m.
A4	at Western Kentucky*	6:00 p.m.
A5	at Western Kentucky*	3:00 p.m.
A6	at Western Kentucky*	1:00 p.m.
A8	Central Arkansas	6:30 p.m.
A11	South Alabama*	6:30 p.m.
A12	South Alabama*	6:30 p.m.
A13	South Alabama*	1:00 p.m.
A15	Memphis	6:30 p.m.
A18	Louisiana-Monroe*	TBA
A19	Louisiana-Monroe*	6:00 p.m.
A20	Louisiana-Monroe*	1:00 p.m.
A22	at Central Arkansas	6:00 p.m.
A25	at Georgia State*	5:00 p.m.
A26	at Georgia State*	1:00 p.m.
A27	at Georgia State*	Noon
A29	Murray State	6:30 p.m.

MAY

Date	Opponent	Time/Result
M2	Louisiana-Lafayette*	6:00 p.m.
M3	Louisiana-Lafayette*	6:00 p.m.
M4	Louisiana-Lafayette*	1:00 p.m.
M9	Troy*	6:00 p.m.
M10	Troy*	6:00 p.m.
M11	Troy*	1:00 p.m.
M13	Ole Miss	6:30 p.m.
M15	at Arkansas-Little Rock*	6:00 p.m.
M16	at Arkansas-Little Rock*	6:00 p.m.
M17	at Arkansas-Little Rock*	1:00 p.m.

SUN BELT CONFERENCE TOURNAMENT

Date	Opponent	Time/Result
M21-25	Sun Belt Conference	TBA

NCAA REGIONALS

Date	Opponent	Time/Result
J1-6	NCAA Regionals	TBA



Arkansas State Red Wolves

2014 Record: 11-9
SBC Record: 3-0
Head Coach: Tommy Raffo
Career Record: 153-152-1 (6)
Record at ASU: Same

STATISTICAL LEADERS

Avg: Stuart Levy (.354)
Home Runs: Austin Baker (3)
RBIs: Matt Burgess (23)
Wins: David Owen (3)
Saves: Morgan Croft (2)
ERA: David Owen (3.28)

LEADING OFF: The Arkansas State baseball team will face its first Sun Belt Conference road test of the season with a trip to Texas to face SBC newcomer UT Arlington for a three-game set at Clay Gould Ballpark. Despite not being conference mates for nearly 20 year, the Red Wolves and Mavericks were members of the Southland Conference from 1966-1986 and have played over 60 games against one another. A-State will start sophomore right-hander David Owen on Friday night, followed by junior left-hander Chandler Hawkins Saturday. Senior right-hander Bradley Wallace will close out the series Sunday for A-State.

Friday's game can be heard on 101.3FM while the remainder of the games will be on 95.3FM The Ticket/970AM KNEA and live audio will be on AStateRedWolves.com. Live video of the game will be featured on UTAMavericks.com.

Probable Pitching Rotation

FRIDAY (6:30 p.m.) vs UTA
RHP David Owen (So., 3-0, 3.28 ERA, 24K, 6BB)
vs
RHP Brad Vachon (Sr., 1-4, 4.79 ERA, 28K, 10BB)

SATURDAY (2:00 p.m.) vs UTA
LHP Chandler Hawkins (Jr., 2-2, 4.97 ERA, 22K, 8BB)
vs
RHP Jessee Amedee (Jr., 1-3, 6.67 ERA, 22K, 14BB)

SUNDAY (1:00 p.m.) vs UTA
RHP Bradley Wallace (Sr., 1-3, 4.91 ERA, 21K, 10BB)
vs
RHP Zach Thompson (Jr., 1-3, 5.08 ERA, 28K, 13BB)

GAMES 21-23

Date: March 21-23
First Pitch: 6:30 p.m.
2:00 p.m.
1:00 p.m.
Location: Arlington, Texas
Stadium: Clay Gould Ballpark
Radio: East Arkansas Broadcasters
101.3FM (Friday)
1230 AM (Friday)
95.3 FM The Ticket
970 AM KNEA
Radio Talent: Matt Stolz

SERIES

A-State vs UTA: 32-34
Raffo Record vs UTA: 0-1
Last Meeting: 2014
Current Streak: A-State 1 Loss

MULTIMEDIA

Online Audio: AStateRedWolves.com
Live Stats: AStateRedWolves.com
Live Video: UTAMavs.com



2014 Record: 7-14
SBC Record: 0-3
Head Coach: Darin Thomas
Career Record: 148-141
Record at Ole Miss: 148-141

STATISTICAL LEADERS

Avg: Jackson Morris (.667)
Home Runs: Greg McCall (4)
RBIs: Greg McCall (19)
Wins: Chase Weaver (2)
Saves: 3 with 3
ERA: TJ Whidby (0.00)

Weather Report

Icon	Forecast	High/Low	Wind	Rain
	Fri. March 21	Mostly Cloudy	High: 76 Low: 58	Wind: 17 S Rain: 10%
	Sat. March 22	T-Storms	High: 64 Low: 47	Wind: 10 SSE Rain: 40%
	Sat. March 22	Showers	High: 57 Low: 46	Wind: 11 NE Rain: 40%

TALE OF THE TAPE

HITTING	A-State	UTA
Batting Average	.284	.284
Run Scored	129	107
Hits	192	220
Doubles	40	40
Triples	6	3
Home Runs	4	10
RBIs	105	98
Slugging Pct.	.379	.426
Walks	89	87
On Base Pct	.387	.382
Stolen Bases	33-37	9-23

PITCHING	A-STATE	UTA
ERA	3.80	4.14
Innings Pitched	180.0	198.0
Hits Allowed	171	209
Runs Allowed	82	11
Earned Runs Allowed	76	91
Strikeouts	149	151
Walks	68	77

2014 Baseball**Preseason Coaches' Poll***(First Place Votes in Parentheses)*

1. UL Lafayette (8) - 98 pts
2. South Alabama (1) - 82 pts
3. Troy - 77 pts
4. Texas State - 57 pts
5. UT Arlington - 48 pts
6. Western Kentucky - 45 pts
7. **Arkansas State - 41 pts**
7. Georgia State - 41 pts
9. UALR - 33 pts
10. UL Monroe (1) - 28 pts

2014 Baseball Preseason**All-Conference Team**

Austin Robichaux (UL Lafayette, Junior, SP)

Matt Bell (South Alabama, Senior, SP)

Shane McCain (Troy, Senior, SP)

Ian Tompkins (WKU, Junior, RP)

Michael Strentz (UL Lafayette, RS-Junior, C)

Zach George (Arkansas State, RS-Junior, 1B)

Caden Bailey (Georgia State, Junior, 2B)

Blake Trahan (UL Lafayette, Sophomore, SS)

Tyler Girouard (UL Lafayette, Junior, 3B)

Seth Harrison (UL Lafayette, Senior, OF)

Matt Shortall (UT Arlington, Senior, OF)

Regan Flaherty (WKU, Senior, OF)

Caleb Adams (UL Lafayette, Junior, DH)

Scott Wilcox (WKU, Senior, UTIL)

2014 Baseball Preseason**Player of the Year**

Caleb Adams (UL Lafayette, Junior, DH)

2014 Baseball Preseason**Pitcher of the Year**

Austin Robichaux (UL Lafayette, Junior, SP)

**A-STATE/UT ARLINGTON SERIES HISTORY**

- Friday night's game will be the 67th meeting all-time between A-State and UT Arlington.
- The Red Wolves are 32-34 all-time against the Mavericks.
- A-State and UT Arlington were former Southland Conference foes from 1969 to 1986 with the Red Wolves taking the first six meetings from the Mavericks from 1969-1971.
- The Mavericks took the most recent meeting between the schools in 2009 when UTA defeated A-State 5-4 in Arlington.

TWICE AS WILD

- A-State senior Zach Maggio scored all the way from second base on a wild pitch Wednesday night against Ole Miss. The Rebels' catcher couldn't locate the ball when it bounced in the air and it only rolled a few feet away so Maggio rounded third and scored easily without a play at the plate.

A LONG DAY AT THE PARK

- A-State and UALR played 14 innings on March 15, making it the Red Wolves' longest game since the 2007 season.

HAVING THEIR NUMBER

- A-State has swept five out of the last six series it has played against the Trojans and has won 14 out of its last 16 games against UALR.

A PERFECT WEEKEND TO STEAL

- Arkansas State was a perfect 5-for-5 this past weekend in stolen bases against UALR, including stealing home.

TWO OUTS, NO PROBLEM

- All three of Matt Burgess' RBIs in A-State's 5-3 victory over UALR on March 15 came with two outs in the inning.

STEALING HOME TWICE IN A WEEK

- A-State stole home twice in one week after stealing home just once in all of 2013.
- A-State's Matt Burgess completed a steal of home on March 11 at Murray State, while Dustin Jones stole home on March 14 at Tomlinson Stadium against UALR.
- In both instances, both were the results of double steals.
- A-State also stole home against UALR in 2013 when Kevin Fitzpatrick accomplished the feat in the second to last game of the year.

MOST CONSECUTIVE STARTS IN THE NATION

- A-State's Dustin Jones ranks 22nd in the nation in consecutive starts in the nation at 121.

Name	No. of Starts
1. Ryan Lindemuth, Sr., William & Mary	190 (updated 3/17/14)
2. Aaron Attaway, Sr., Western Carolina	188 (updated 3/17/14)
3. Justin Glass, Sr., Cincinnati	187 (updated 3/17/14)
4. Jordan Betts, Sr., Duke	185 (updated 3/17/14)
5. Ethan Gross, Sr., Memphis	177 (updated 3/17/14)
6. Ross Kivett, Sr., Kansas State	170 (updated 3/17/14)
7. Nick Favatella, Sr., Rutgers	161 (updated 3/17/14)
8. John Howell, Sr., Binghamton	157 (updated 3/17/14)
9. Sam Ott, Sr., Eastern Michigan	144 (updated 3/17/14)
Jimmy Allen, Sr., Cal Poly	144 (updated 3/17/14)
11. Ryan Stephens, Sr., Middle Tennessee	143 (updated 3/17/14)
Casey Turgeon, Jr., Florida	143 (updated 3/17/14)

2014 SBC Baseball Standings

Team	Conference		Overall	
ULL	3-0	1.000	19-2	.905
TXST	3-0	1.000	13-7	.650
A-State	3-0	1.000	11-9	.550
WKU	2-1	.667	12-9	.571
Troy	1-1	.500	12-9	.571
USA	1-1	.500	10-9	.526
GSU	1-2	.333	10-11	.476
UALR	0-3	.500	10-8	.556
ULM	0-3	.500	7-14	.333
UTA	0-3	.500	7-14	.318



2014 Season At A Glance

Overall	11-9
SBC	3-0
vs Ranked Teams	0-1
vs Unranked Teams	11-8
Home	9-6
Road	2-3
Neutral	0-0
Day	10-4
Night	1-5
Black Jerseys	6-5
Red Jerseys	2-2
White Jerseys	3-2
Grey Jerseys	0-0
February	5-5
March	6-4
April	0-0
May	0-0
June	0-0
Monday	1-0
Tuesday	2-1
Wednesday	0-1
Thursday	0-0
Friday	1-2
Saturday	4-4
Sunday	3-1
Midweek	2-2
Weekend	9-7
Weekend Series Win/Loss	2-3
Weekend Series Sweep	2-0
Doubleheaders	2-0
Last Five Games	4-1
Last 10 Games	5-5
Last 15 Games	7-8
Last 20 Games	11-9
Current Streak	Lost 1
Home Streak	Won 3
Road Streak	Lost 1

13. Zach Stephens, Sr., Tennessee Tech	141 (updated 3/17/14)
14. Scott Wilcox, Sr., Western Kentucky	137 (updated 3/17/14)
15. Alex Perez, Jr., Virginia Tech	135 (updated 3/17/14)
16. Clinton Freeman, Sr., East Tennessee State	133 (updated 3/17/14)
17. Dylan Bosheers, Jr., Tennessee Tech	131 (updated 3/17/14)
18. Tim Colwell, Sr., North Dakota State	129 (updated 3/17/14)
19. Ben Moore, Jr., Alabama	134 (updated 3/17/14)
20. Mike Parsons, Jr. Rider	126 (updated 3/17/14)
Mark Zagunis, Jr., Virginia Tech	126 (updated 3/17/14)
22. Jake Madsen, Ohio	121 (updated 3/17/14)
Dustin Jones, Arkansas State	121 (updated 3/17/14)
Keaton Jones, Jr., TCU	121 (updated 3/17/14)
Garrett Mattlage, Jr., Texas State	121 (updated 3/17/14)
26. Auston Bousfield, Jr., Ole Miss	120 (updated 3/17/14)
Alex Jensen, Jr., Army	120 (updated 3/17/14)
28. Andrew Dundon, Jr., Marshall	118 (updated 3/17/14)
29. Jason Vosler, Northeastern	117 (updated 3/17/14)
30. Jude Vidrine, Lamar,	115 (updated 3/17/14)

Stolen Base Tracker

Date	Opponent	Runner	Base	Result	Inn	Outs	Score	Ratio	Final
2/15	Miami	George	3	SB	1	1	0-0	1-1	W 3-0
2/15	Miami	Baker	2	SB	5	2	3-0	2-2	W 3-0
2/15	Miami	Baker	2	SB	8	1	3-0	3-3	W 3-0
2/15	Miami	Massanelli	2	SB	6	1	10-5	4-4	W 18-8
2/16	Miami	George	2	SB	1	2	0-0	5-5	W 13-3
2/16	Miami	Baker	2	SB	6	1	8-3	6-6	W 13-3
2/16	Miami	Baker	2	SB	7	1	11-3	7-7	W 13-3
2/18	UAM	Fitzpatrick	2	SB	7	2	0-2	8-8	L 0-2
2/21	Ill. St.	Baker	2	SB	7	1	2-4	9-9	L 3-4
2/22	Ill. St.	George	2	SB	3	1	1-0	10-10	L 2-3
2/22	Ill. St.	Levy	2	CS	6	1	1-2	10-11	L 2-3
2/22	Ill. St.	Michelotti	2	SB	5	2	3-5	11-12	L 7-9
2/23	Ill. St.	Michelotti	2	SB	5	2	13-6	12-13	W 14-8
2/25	SEMO	Michelotti	2	SB	2	0	0-2	13-14	W 8-3
2/28	at UAB	Maggio	2	CS	7	2	0-2	13-15	L 0-5
3/1	at UAB	Baker	2	SB	4	1	0-2	14-16	L 1-3
3/8	Creighton	Maggio	2	SB	1	0	0-0	15-17	L 3-7
3/9	Creighton	Fitzpatrick	2	SB	2	2	0-1	16-18	L 4-5
3/9	Creighton	Feddersen	2	SB	7	0	3-3	17-19	L 4-5
3/10	Creighton	Michelotti	2	SB	2	0	0-0	18-20	W 6-2
3/10	Creighton	Baker	2	SB	3	0	2-1	19-21	W 6-2
3/10	Creighton	Massanelli	2	CS	4	0	4-1	19-22	W 6-2
3/10	Creighton	Jones	2	SB	4	1	4-1	20-23	W 6-2
3/10	Creighton	Maggio	3	SB	4	1	5-1	21-24	W 6-2
3/10	Creighton	Feddersen	2	CS	4	1	6-1	21-25	W 6-2
3/11	Murray St.	Birginske	2	SB	1	1	3-0	22-26	W 27-7
3/11	Murray St.	Schrimpf	2	SB	2	1	6-1	23-27	W 27-7
3/11	Murray St.	Burgess	4	SB	2	1	6-1	24-28	W 27-7
3/11	Murray St.	Maggio	2	SB	5	1	14-4	25-29	W 27-7
3/14	UALR	Levy	2	SB	2	2	0-0	26-30	W 3-0
3/14	UALR	Maggio	2	SB	5	2	2-0	27-31	W 3-0
3/14	UALR	Jones	4	SB	5	2	2-0	28-32	W 3-0
3/15	UALR	Baker	2	SB	3	2	2-3	29-33	W 5-3
3/15	UALR	Feddersen	2	SB	7	1	4-3	30-34	W 5-3
3/20	Ole Miss	Jones	2	SB	1	1	0-1	31-35	L 4-3
3/21	Ole Miss	Feddersen	2	SB	3	2	1-1	32-36	L 4-3
3/21	Ole Miss	Maggio	3	SB	3	2	1-1	33-27	L 4-3

Athletic Media Relations
Arkansas State University

PO Box 1000
 State University, AR 72467
 Telephone - 870-972-2541
 Fax - 870-972-3367
 Press Row - 870-972-2541
 Website - AStateRedWolves.com

BASEBALL CONTACT

Chris Graddy, Assistant MRD
 870-972-2707
 cgraddy@astate.edu

Media Relations Office

Jerry Scott, Asst. A.D./Media Relations Director
 870-972-3405 jscott@astate.edu

Joe Gorby Asst. MRD
 870-972-2707 jgobry@astate.edu

Dennen Cuthbertson, Graduate Assistant
 870-972-2541
 mark.cuthbertson@smail.astate.edu

MEDIA INFORMATION

Post-Game Interviews

The Arkansas State locker room is closed to all members of the media. However, head coach Tommy Raffo and requested players will be available for interviews following a brief cooling off period.

Practice Coverage

Red Wolves baseball practices are open to the media. Players and coaches are available for interviews before practice but must be arranged through the Media Relations office.

Weekly Releases

All Arkansas State weekly baseball releases can be obtained as a PDF document on the athletics web site at AStateRedWolves.com. To be added to the email list for all volleyball releases or if you would like the releases faxed to you, please contact Chris Graddy.

REWRITING THE RECORD BOOKS

- Sophomore outfielder Austin Baker set two records and tied another one with his performance against Murray State Tuesday. He finished the day 5-for-6 with seven runs scored, five RBI's, three home runs in three consecutive at-bats, and 14 total bases.
- Baker set the record for runs scored with seven, breaking the previous high of five that had been done three other times in school history, with the last being Isaac Dillon in 2005 vs. UNO. The 14 total bases also set a new record, breaking the previous high of 13, which had been accomplished two other times in school history. Junior Collin Massanelli had 13 total bases last season on March 16, 2013 against UALR.
- Baker's three home runs also tied a school record for home runs with three, tying three other players including teammate Massanelli that had three against UALR on March 16, 2013.
- Junior infielder Lucas Feddersen tied the record for most at-bats in a game with eight, tying Bill Smith's record set in 1960 against St. Louis. Freshman catcher Tyler Hardie also tied a record with four walks against the Thoroughbreds, tying 16 other players in school history.
- A-State's 27 runs was the second-highest total in school history. Arkansas State's record is 28 runs scored against Memphis in 1992.

COOL RUNNINGS

- A-State is second in the Sun Belt Conference with 30 stolen bases thus far.
- The Red Wolves had just 28 stolen bases in all of 2013.
- Austin Baker leads A-State with 8 stolen bases, breaking the team-high for any A-State player in 2013. His total also ranks second in SBC play and is the only player among the conference's top five leaders to have not been caught stealing.

SECOND OR BETTER

- The Red Wolves rank first in the Sun Belt Conference in on base pct. at .404 and walks with 79.
- Arkansas State is second in the SBC in runs scored with 114, batting average at .293, hit-by-pitches with 27, and sacrifice flies with 10.
- A-State ranks second in the Sun Belt Conference in doubles with 38, only trailing Georgia State's 45. The Red Wolves are tied with WKU for second with five triples. ULL leads with seven.
- A-State's pitchers rank second in batters struck out looking with 48.

RED WOLVES AMONG SBC LEADERS

- Matt Burgess is second in the Sun Belt Conference with 19 RBIs after the first four weeks of the season. He also ranks 10th in the league with a .345 batting average.
- Lucas Feddersen ranks 8th in the league with a .346 batting average and also leads the team.
- In addition to Austin Baker's ranks among steal leaders, he is first in the conference with three triples, second with 18 runs, fourth in slugging pct. at .613, fourth in total bases with 38, tied for sixth in hits with 21, and tied for seventh in RBIs with 14.
- Catcher Stuart Levy is second in the conference with seven doubles and is tied for second in the SBC with seven runners caught stealing.

GRAND SALAMI ON RYE

- Sophomore Matt Burgess has continued his assault on opposing pitcher through the season's first two week's.

HOME RUN TRACKER

Date	Player	Opponent	Pitcher	On Base	Inn	Outs	Count	Score	Final Score
2/23	Burgess	Illinois St.	Lambert	3	3	2	1-0	7-3	W 14-8
3/11	Baker	Murray St.	Wallace	2	5	1	0-0	14-4	W 27-7
3/11	Baker	Murray St.	Lollar	0	7	0	1-0	17-7	W 27-7
3/11	Baker	Murray St.	Wichman	0	8	1	2-1	20-7	W 27-7

QUALITY STARTS TRACKER

Date	Pitcher	(Stat Line)
2/15	B. Wallace	(6.0IP, 4H, 0R, 0ER, 3BB, 5K)
3/9	C. Hawkins	(6.0IP, 3H, 3R, 3ER, 1BB, 4K)
3/14	D. Owen	(7.0IP, 6H, 0R, 0ER, 1BB, 10K)
3/15	C. Hawkins	(6.0IP, 8H, 3R, 3ER, 0BB, 5K)

- He hit the Red Wolves first Grand Slam since 2011 on Feb. 23 against Illinois State with a bases loaded shot over the fence in right-centerfield in the bottom of the third inning.
- He was the first A-State player to hit a grand slam since Jordan Castaldo did it on May 25, 2011 against FIU.

OWEN HONORED BY COLLEGESPORTSMADNESS.COM

- Sophomore pitcher David Owen was named the CollegeSportsMadness.com Sun Belt Conference Player of the Week after his performance at UAB on March 2.
- Owen struck out a career-high 10 against the Blazers to lead A-State to a 5-3 victory.
- He became the first Red Wolves pitcher to strikeout 10 in a game since Bradley Wallace and Daniel Wright each did it in 2013.

BAKER STEALS THE WEEKEND

- Austin Baker went 4-for-4 in stolen bases in A-State's opening weekend series against Miami (OH), including two in the opening game.
- This is the second straight season in which Baker has had an impressive start to the season. As a freshman in 2013 he hit a home run in his first collegiate at-bat.
- Baker finished the weekend 5-for-9 with five RBIs and seven total bases, including a triple.

STREAKS TO WATCH

Player	Games	Type
Stuart Levy	17	On Base

STRINGING TOGETHER EXTRA BASE HITS

- Arkansas State had seven straight extra base hits in its 13-3 victory over Miami (OH) Sunday Feb. 16.
- For the weekend the Red Wolves had 14 extra base hits, including 13 doubles.

OPENING SERIES SWEEP TWICE AS NICE

- The Arkansas State baseball team opened the 2014 season with a three-game sweep of Miami (Ohio), marking the second year in a row the squad has opened the season with a three-game series sweep.
- Prior to 2013 sweep, the only other it had happened was during the 1971 season.

PRESEASON SBC ALL-CONFERENCE HONORS

- Redshirt junior infielder Zach George was named to the 2014 Preseason All-Sun Belt Conference team, the first such honor of his career.
- George hit .333 a season ago but played just nine games before suffering a season-ending knee injury at Sam Houston State before the start of conference play. Despite the injury, George managed to hit one home run and drive in five runs and stole one base.
- In 2012, the Paragould, Ark., native finished the year with a .270 batting average and started in 52 of the Red Wolves' 57 games. He added six home runs and was second on the team with 41 RBIs. His 86 total bases and, .430 slugging percentage each ranked as the third best on the team.

WALLACE RECOGNIZED AS TOP SENIOR

- A-State senior pitcher Bradley Wallace was named as the top 100 seniors in the class of 2014 by Perfect Game USA.
- Wallace was selected as the 28th best senior baseball player in the class of 2014 and the 16th best right-handed pitcher in the class. He was one of just two players from the Sun Belt Conference on the list with Louisiana-Lafayette first basemen Chase Compton ranking 61st.

**TOP TEN CROWDS
AT TOMLINSON STADIUM
SINCE 2003**

1. Memphis (3/11/08)	1,019
2. No. 16 Ole Miss (4/23/13)	1,006
3. No. 15 Ole Miss (4/12/10)	982
4. No. 18 WKU (4/3/10)	942
5. SEMO (4/14/10)	847
6. USA (4/25/10)	812
7. No. 18 WKU (4/2/10)	782
8. No. 12 Ole Miss (3/17/09)	781
9. USA (DH) (4/24/10)	767
10. Memphis (3/30/10)	753

COLLEGESPORTSMADNESS.COM HONORS WALLACE

- Arkansas State senior pitcher Bradley Wallace was as a Preseason Second Team All-Conference selection by CollegeSportsMaddness.com
- Wallace finished the 2013 season with a 5-2 record and a 4.33 ERA and was the Red Wolves' No. 2 starter on a pitching staff that set the school record for most strikeouts in season. He had 78 punch outs in 70.2 innings of work and had the second most wins of any pitcher on the team.

GOING TO THE SHOW

- Senior right-hander Daniel Wright became A-State's second highest draft pick in the modern draft era after he was selected in the 10th round by the Cincinnati Reds last season.
- Fellow senior Logan Uxa was also selected by the Cincinnati Reds in the 32nd round.

WATCH IN THE STATE ZONE

- Arkansas State University Athletics is pleased to announce that fans can now purchase a 24-Hour Pass to State Zone, the official audio and video portal of AStateRedWolves.com. With a one-time payment of \$4.95, fans can watch live video broadcasts of A-State athletic events for 24 straight hours from the time of the purchase.
- State Zone offers fans live audio and video coverage of select games, including 30-plus baseball games, along with unlimited access to the largest A-State sports video library. Other packages offered by State Zone include a one-month deal for the price of \$8.95, four months for \$29.95, or one year for \$79.95.

2014 Roster

#	NAME	POS	B/T	HT	WT	CL	HOMETOWN (PREVIOUS SCHOOL)
1	Eric Wilcoxson	INF	R/R	5-10	180	Fr	Walnut Ridge, Ark. (Walnut Ridge HS)
3	Dustin Jones	INF	R/R	5-10	150	Sr	Jonesboro, Ark. (Valley View HS)
4	Lucas Feddersen	INF	R/R	5-10	180	Jr-TR	Houston, Texas (Crowder CC)
5	Zach Maggio	INF	R/R	5-11	180	Sr-RS	Edwardsville, Ill. (Edwardsville HS)
6	Austin Baker	OF	L/R	5-11	180	So	Montesano, Wash. (Montesano HS)
7	Zach George	INF	S/R	6-2	195	Jr-RS	Paragould, Ark. (Greene Tech HS)
8	Stuart Levy	C	R/R	6-2	185	Jr	Little Rock, Ark. (Benton HS)
9	Logan Dollins	INF	R/R	5-11	170	Fr-RS	Kennett, Mo. (Kennett HS)
10	Kaleb Brown	OF	R/R	5-10	160	Jr-RS	Jonesboro, Ark. (Valley View HS)
11	Kevin Fitzpatrick	OF	R/R	6-3	190	So	Red Banks, Miss. (Marshall Academy)
12	Tanner Murray	C	R/R	6-4	200	Jr	Piggott, Ark. (Piggott HS)
13	David Owen	RHP	R/R	6-0	190	So	Millington, Tenn. (Tipton-Rosemark)
14	Chandler Hawkins	LHP	L/L	6-1	170	Jr	Memphis, Tenn. (Bartlett HS)
15	Tanner Gaines	RHP	R/R	6-1	200	Jr-TR	Baldwyn, Miss. (Northeast Miss. CC)
16	Bryan Ayers	RHP	R/R	6-4	190	Fr	Vilonia, Ark. (Vilonia HS)
17	Coulton Lee	LHP	L/L	6-1	205	Fr	Benton, Ark. (Benton HS)
18	Cody Woodhouse	RHP	R/R	6-5	190	Sr	Mountain Home, Ark. (Mt. Home HS)
20	Morgan Croft	RHP	R/R	6-2	225	Sr-RS	Broken Arrow, Okla. (E. Okla. State)
21	Jon Glidewell	LHP	R/L	6-3	180	Jr-RS	Wentzville, Mo. (Timberland HS)
23	Adam Grantham	RHP	R/R	6-2	195	So	Kennett, Mo. (Kennett HS)
24	Bradley Wallace	RHP	R/R	6-2	175	Sr	Rison, Ark. (Woodlawn HS)
25	Tyler Hardie	C	L/R	6-0	205	Fr	Georgetown, Canada (Christ the King)
26	Collin Massanelli	OF	L/R	6-0	190	Jr	Pine Bluff, Ark. (Watson Chapel HS)
27	Ty Michelotti	OF	L/L	5-11	198	Jr-TR	Memphis, Tenn. (Southwest Tenn. CC)
28	Matt Burgess	INF	L/L	6-4	240	So-TR	Greenbrier, Ark. (Crowder CC)
29	J.D. Rainwater	INF	L/R	6-2	235	Fr	Jonesboro, Ark. (Jonesboro HS)
30	Derek Birginske	RHP	R/R	6-0	190	So	Russellville, Ark. (Russellville HS)
32	Daltan Lovell	C	R/R	5-10	180	Fr	Harrison, Ark. (Harrison HS)
33	J.C. Neighbors	LHP	L/L	5-11	180	Jr-TR	League City, Texas (Blinn College)
34	Colton Kibler	RHP	R/R	5-11	170	Jr-TR	Jonesboro, Ark. (Garden City CC)
35	Brett Nickle	INF	L/L	6-4	270	Fr	Olathe, Kansas (Olathe South HS)
36	Tyler Zuber	RHP	R/R	5-10	185	Fr	White Hall, Ark. (White Hall HS)
38	Kevin Garner	OF/P	L/L	5-11	180	Fr	Little Rock, Ark. (Little Rock Central HS)
39	Tanner Ring	INF/P	R/R	6-1	170	So	Batesville, Ark. (Batesville HS)
40	Joe Schrimpf	INF	S/R	5-10	192	Fr	St. Louis, Mo. (Christian Brothers HS)

Coaching Staff

Head Coach: Tommy Raffo

Pitching Coach: Tigh Dicksonson

Assistant Coach: Anthony Everman

Volunteer Assistant Coach: Noah Sanders

Director of Operations: Jon Garner

Athletic Trainer: Hiroki Yoshimoto

Pronunciation Guide

5 - Zach Maggio - Ma-Gee-O

8 - Stuart Levy - Lee-Vee

16 - Bryan Ayers - Airs

21 - Jon Glidewell - Glide-Well

26 - Collin Massanelli - Mass-Uh-Nail-E

27 - Ty Michelotti - Mickle-ot-E

30 - Derek Birginske - Bur - Gin - Ski

37 - Tighe Dicksonson - Ty

40 - Joe Schrimpf - Shrimp-f




SOPHOMORE SEASON (2014): Made the first start of his career on Feb. 16 and earned the victory after tossing five innings ... has gone five innings in each of his last two starts, earning the win in each game...struck out a career-high 10 in 5.2 innings at UAB on March 2 and was named the CollegeSportsMadness.com SBC Player of the Week ... matched a career-high with 10 strikeouts in the first Friday night start of his career on March 14 in a victory over UALR.

FRESHMAN SEASON (2013): Appeared in 12 games and made two starts on the season ... finished with a 2-2 record recorded 25 strikeouts with a 7.23 ERA ... struck out a season-high five on April 30 against Memphis ... picked up his first career-win on April 2 against Southeast Missouri State ... made his first career start against Ole Miss on April 23 ... missed the first half of the season due to injury.

HIGH SCHOOL: Member of 2009 State Runner-Ups and 2012 team that made the state semi-finals at Tipton-Rosemark Academy in Millington, TN ... Made All-State for the Rebels.

PERSONAL: Born October 21, 1993 ... son of Jeanine and Keith Owen and has a sister named Kellie ... enjoys fishing.



David Owen

Pitcher - Soph. - 1L
6-0 - 190 - R/R
Millington, Tennessee
Tipton-Rosemark

OWEN CAREER HIGHS

IP: 7.0 - vs UALR (3-14-14)
Strikeouts: 10 - vs Twice
BF: 27 - vs Ill. St. (2-23-14)
FC: 3 - vs Miami (2-16-14)
Assists: 2 - (Twice)

	ERA	W-L	AP	GS	CG	SV	IP	H	R	ER	BB	SO	BF	AVG	WP	HB
2013	7.23	2-2	12	2	0	0	23.2	23	20	19	15	25	111	.253	2	3
2014	3.28	3-0	5	5	0	0	24.2	22	11	9	6	24	106	.234	0	4
Totals	5.21	5-2	17	7	0	0	48.1	45	31	28	21	49	217	.243	2	7

David Owen
Game-by-Game

Date	Opponent	GS	IP	H	R	ER	BB	SO	2B	3B	HR	ERA	NP
2/16	Miami	*	5.0	4	3	2	0	1	1	0	0	3.60	71
2/23	Illinois St.	*	5.0	8	6	6	3	1	3	1	1	7.20	101
3/2	at UAB	*	5.2	4	2	1	2	10	0	1	0	5.17	92
3/10	Creighton	*	2.0	0	0	0	0	2	0	0	0	4.58	28
3/14	UALR	*	7.0	6	0	0	1	10	1	0	0	3.28	117
TOTALS			24.2	22	11	9	6	24	5	2	1	3.28	379


JUNIOR SEASON (2013): Tossed four innings and earned the victory in his first start of the year on Feb. 15 ... went 5.1 innings in his second start against Illinois St. and struck out six, one off his career high ... leads A-State with 2 quality starts on the season after going six innings and giving up just three runs on three hits on March 15 in a victory over UALR

SOPHOMORE SEASON (2013): Appeared in 17 game and made seven starts, which was the fourth most starts on the team had a 2-5 record on the year ... struck out 42 batters in 49 innings of work ... had a career-high seven innings pitched against Alabama-Birmingham on March 9 ... struck out a career-high seven against Florida Atlantic on March 23 ... his 19 appearances where the third most on the team ... his 42 strikeouts the fifth most on the team.

FRESHMAN SEASON (2012): Appeared in 17 games and made two starts...gave up 26 hits and 14 runs in 18.2 innings of work...struck out nine batters and walked just seven on the year.

HIGH SCHOOL: Played four seasons at Bartlett High School in Memphis.

	ERA	W-L	AP	GS	CG	SV	IP	H	R	ER	BB	SO	BF	AVG	WP	HB
2012	6.75	2-2	17	2	0	0	18.2	26	14	14	7	9	92	.329	3	4
2013	6.24	2-5	19	7	0	0	49.0	60	37	34	29	41	236	.306	3	3
2014	4.97	2-2	5	5	0	0	25.1	29	14	14	8	22	113	.282	0	1
Totals	6.00	6-9	41	14	0	0	93.0	115	65	62	44	73	441	.304	6	8



Chandler Hawkins

Pitcher - Junior - 2L

6-1 - 170 - L/L

Memphis, Tennessee

Bartlett HS

HAWKINS CAREER HIGHS

- IP:** 7 - UAB (March 9, 2013)
- Strikeouts:** 7 - FAU (March 23, 2013)
- BF:** 28 - Twice
- FC:** 3 - WKU (April 6, 2013)
- Assists:** 3 - WKU (April 6, 2013)

**Chandler Hawkins
Game-by-Game**

Date	Opponent	GS	IP	H	R	ER	BB	SO	2B	3B	HR	ERA	NP
2/15	Miami	*	4.0	7	4	4	1	4	2	0	0	9.00	74
2/22	Illinois St.	*	5.1	5	2	2	3	6	0	0	0	5.79	87
3/1	at UAB	*	4.0	6	2	2	3	3	0	0	0	5.40	74
3/9	Creighton	*	6.0	3	3	3	1	4	0	0	2	5.12	86
3/15	UALR	*	6.0	8	3	3	0	5	0	1	1	4.97	72
TOTALS			19.1	21	11	11	8	17	2	0	2	5.12	380


SENIOR SEASON (2013): Did not allow a run in his first start of the season against Miami on Feb. 15 ... has struggled after looking sharp in his first start of the season ... has made it out of the fourth inning just once this year.

JUNIOR SEASON (2013): Appeared in 14 games and made 13 starts, the second most on the team ... had a 5-2 record on the year and the second most wins of any pitcher ... had a 4.33 ERA and career best 78 strikeouts on the season ... tossed a career-high seven innings twice on the year with first coming on April 7 against Western Kentucky and then against on April 20 against Louisiana-Monroe ... struck out a career-high 12 batters on April 7 against Western Kentucky ... he also retired 18 straight at one point in the game ... his .243 opposing batting average with the eighth best in the league ... his 78 strikeouts were the ninth most in the Sun Belt Conference ... he struck out 29 batters looking, the fifth most in the league.

SOPHOMORE SEASON (2012): Appeared in 17 games and made three starts...had an 8.29 ERA with 32 strikeouts...tossed a career best six innings against Evansville on Feb. 25...also had a career high five strikeouts in the game.

FRESHMAN SEASON (2011): Made 15 appearances, drawing one start...posted an ERA of 6.75 as a true freshman... worked 18.2 innings, striking out 22 batters...issued eight walks...struck out four in 2.2 innings against ULM April 9...earned two saves.

HIGH SCHOOL: Pitched four years at Woodlawn High School in Pine Bluff, Ark...was named a Pre Season Under Armour All-American prior to the start of his senior season...pitched 69 innings with 113 strikeouts for a 1.12 ERA as a junior while putting together a 12-2 record which included two no hitters...named all-state as a junior...also played basketball.



Bradley Wallace

Pitcher - Senior - 3L
6-2 - 175 - R/R
Rison, Arkansas
Woodlawn HS

WALLACE CAREER HIGHS

IP: 7 - Twice
Strikeouts: 12 - WKU (April 7, 2013)
BF: 28 - Three Times
FC: 3 - Three Times
Assists: 4 - Four Times

	ERA	W-L	AP	GS	CG	SV	IP	H	R	ER	BB	SO	BF	AVG	WP	HB
2011	6.75	0-0	15	1	0	2	18.2	20	15	14	8	22	87	.286	4	5
2012	8.29	3-1	17	3	0	1	33.2	50	32	31	15	32	168	.347	7	6
2013	4.33	5-2	14	13	0	0	70.2	65	38	34	25	78	310	.243	6	8
2014	4.91	1-3	5	5	0	0	22.0	28	13	12	10	21	106	.318	1	3
Totals	5.65	9-6	51	22	0	3	145.0	163	98	91	58	153	671	.286	18	22

Bradley Wallace
Game-by-Game

Date	Opponent	GS	IP	H	R	ER	BB	SO	2B	3B	HR	ERA	NP
2/15	Miami	*	6.0	4	0	0	3	5	2	0	0	0.00	97
2/21	Illinois St.	*	4.0	6	4	4	1	5	1	0	0	3.60	87
2/28	at UAB	*	4.0	6	1	1	4	3	1	0	0	3.21	79
3/8	Creighton	*	4.0	6	6	5	1	4	1	1	0	5.00	62
3/15	UALR	*	4.0	6	2	2	1	4	0	0	1	4.91	79
TOTALS			18.0	22	11	10	9	17	5	1	0	5.00	404



stAte
Game Results for Arkansas State (as of Mar 19, 2014)
(All games)



Date	Opponent	Score	Inns	Overall	Sun Belt	Pitcher of record	Attend	Time
Feb 15, 2014	MIAMI-1	w 3-0	9	1-0-0	0-0-0	Wallace, B. (W 1-0)	-	2:36
Feb 15, 2014	MIAMI-2	w 18-8	9	2-0-0	0-0-0	Hawkins, C. (W 1-0)	425	3:50
Feb 16, 2014	MIAMI	w 13-3	9	3-0-0	0-0-0	Owen, D. (W 1-0)	319	2:41
Feb 18, 2014	ARKANSAS-MONTICELLO	L 0-2	9	3-1-0	0-0-0	Birginske (L 0-1)	304	2:25
Feb 21, 2014	ILLINOIS STATE	L 3-4	9	3-2-0	0-0-0	Wallace, B. (L 1-1)	361	2:54
Feb 22, 2014	ILLINOIS STATE-1	L 2-3	9	3-3-0	0-0-0	Hawkins, C. (L 1-1)	-	2:50
Feb 22, 2014	ILLINOIS STATE-2	L 7-9	7	3-4-0	0-0-0	Croft, M. (L 0-1)	705	2:30
Feb 23, 2014	ILLINOIS STATE	w 14-8	9	4-4-0	0-0-0	Owen, D. (W 2-0)	321	3:20
Feb 25, 2014	SEMO	w 8-3	9	5-4-0	0-0-0	Gaines, T. (W 1-0)	202	3:05
Feb 28, 2014	at UAB	L 0-5	9	5-5-0	0-0-0	Wallace, B. (L 1-2)	357	2:52
Mar 01, 2014	at UAB	L 1-3	9	5-6-0	0-0-0	Hawkins, C. (L 1-2)	541	2:30
Mar 02, 2014	at UAB	w 5-3	9	6-6-0	0-0-0	Ring, T. (W 1-0)	675	2:36
Mar 08, 2014	CREIGHTON	L 3-7	9	6-7-0	0-0-0	Wallace, B. (L 1-3)	201	2:42
Mar 09, 2014	CREIGHTON	L 4-5	9	6-8-0	0-0-0	Lee, C. (L 0-1)	237	2:50
Mar 10, 2014	CREIGHTON	w 6-2	9	7-8-0	0-0-0	Croft, M. (W 1-1)	263	2:29
Mar 11, 2014	at Murray State	w 27-7	9	8-8-0	0-0-0	Woodhouse (W 1-0)	137	3:36
* Mar 14, 2014	UALR	w 3-0	9	9-8-0	1-0-0	Owen, D. (W 3-0)	292	2:14
* Mar 15, 2014	UALR-1	w 5-3	9	10-8-0	2-0-0	Hawkins, C. (W 2-2)	-	2:21
* Mar 15, 2014	UALR-2	w 4-3	(14)	11-8-0	3-0-0	Gaines, T. (W 2-0)	347	4:13
Mar 19, 2014	at #14 Ole Miss	L 3-4	9	11-9-0	3-0-0	Kibler, C. (L 0-1)	6716	2:44

* = Conference game

() extra inning game



stAte
Games Summary for Arkansas State (as of Mar 19, 2014)
(All games)



Score by innings	1	2	3	4	5	6	7	8	9	EX	Total
Arkansas State	10	14	29	16	20	3	24	11	1	1	129
Opponents	13	8	7	13	13	11	9	5	3	0	82

Record when ...

Overall	11-9	After 6 leading	10-1
Conference	3-0 trailing	1-7
Non-Conference	8-9 tied	0-1
Home games	9-6	After 7 leading	11-1
Away games	2-3 trailing	0-7
Neutral site	0-0 tied	0-0
Day games	10-7	After 8 leading	11-0
Night games	1-2 trailing	0-8
vs Left starter	5-2 tied	0-0
vs Right starter	6-7		
1-Run games	1-4	Hit 0 home runs	9-9
2-Run games	2-3	... 1 home run	1-0
5+Run games	5-1	... 2+ home runs	1-0
Extra innings	1-0		
Shutouts	2-2	Opponent 0 home runs	7-8
	 1 home run	4-0
Scoring 0-2 runs	0-4 2+ HRs	0-1
..... 3-5 runs	5-4		
..... 6-9 runs	2-1	Made 0 errors	5-5
..... 10+ runs	4-0	... 1 error	3-1
		... 2+ errors	3-3
Opponent 0-2 runs	3-1		
..... 3-5 runs	5-6	Opp. made 0 errors	1-3
..... 6-9 runs	3-2 1 error	3-5
..... 10+ runs	0-0 2+ errors	7-1
Scored in 1st inning	3-1	Out-hit opponent	8-2
Opp. scored in 1st	4-4	Out-hit by opponent	2-5
Scores first	6-2	Hits are tied	1-2
Opp. scores first	5-7		

Record when team scores:

Runs	0	1	2	3	4	5	6	7	8	9	10+
W-L	0-2	0-1	0-1	2-3	1-1	2-0	1-0	0-1	1-0	0-0	4-0

Record when opponent scores:

Runs	0	1	2	3	4	5	6	7	8	9	10+
W-L	2-0	0-0	1-1	5-2	0-2	0-2	0-0	1-1	2-0	0-1	0-0

Record when leading after:

Inn.	1	2	3	4	5	6	7	8
W-L	3-1	5-2	7-1	7-3	10-3	10-1	11-1	11-0

Record when trailing after:

Inn.	1	2	3	4	5	6	7	8
W-L	3-4	2-5	0-6	2-5	0-6	1-7	0-7	0-8

Record when tied after:

Inn.	1	2	3	4	5	6	7	8
W-L	5-4	4-2	4-2	2-1	1-0	0-1	0-0	0-0

Current losing streak: 1
 Longest winning streak: 5
 Longest losing streak: 4

Home attendance : 3977 (12 dates avg = 331)
 Away attendance : 8426 (5 dates avg = 1685)
 Total attendance: 12403 (17 dates avg = 729)



stAte
Miscellaneous Stats for Arkansas State (as of Mar 19, 2014)
(All games)



Multiple Hit Games	2	3	4	5+	Total
8 Levy, Stuart	7	-	-	-	7
28 Burgess, Matt	4	3	-	-	7
4 Feddersen, Lucas	3	3	-	-	6
6 Baker, Austin	1	2	-	1	4
5 Maggio, Zach	4	-	-	-	4
7 George, Zach	3	-	-	-	3
3 Jones, Dustin	1	2	-	-	3
30 Birginske, Derek	3	-	-	-	3
26 Massanelli, C.	1	-	-	-	1
27 Michelotti, Ty	-	-	1	-	1
25 Hardie, Tyler	-	1	-	-	1
40 Schrimpf, Joe	1	-	-	-	1
TEAM	28	11	1	1	41

Multiple RBI Games	2	3	4	5+	Total
28 Burgess, Matt	1	4	1	-	6
6 Baker, Austin	3	-	-	1	4
40 Schrimpf, Joe	3	-	-	-	3
8 Levy, Stuart	3	-	-	-	3
4 Feddersen, Lucas	1	1	-	-	2
3 Jones, Dustin	2	-	-	-	2
25 Hardie, Tyler	1	1	-	-	2
11 Fitzpatrick, Kevin	1	-	-	-	1
30 Birginske, Derek	1	-	-	-	1
35 Nickle, Brett	1	-	-	-	1
TEAM	17	6	1	1	25

Hitting Streaks	Longest	Current
7 George, Zach	10	10
4 Feddersen, Lucas	10	3
8 Levy, Stuart	9	4
3 Jones, Dustin	5	-
6 Baker, Austin	5	-
27 Michelotti, Ty	4	4
28 Burgess, Matt	4	3
5 Maggio, Zach	3	3
11 Fitzpatrick, Kevin	2	2
30 Birginske, Derek	2	-
35 Nickle, Brett	2	1
40 Schrimpf, Joe	2	-
26 Massanelli, C.	2	-
25 Hardie, Tyler	2	2
1 Wilcoxson, Eric	1	-

Reached Base Streaks	Longest	Current
8 Levy, Stuart	18	18
4 Feddersen, Lucas	12	3
7 George, Zach	10	10
28 Burgess, Matt	9	3
5 Maggio, Zach	8	8
3 Jones, Dustin	8	8
26 Massanelli, C.	7	-
40 Schrimpf, Joe	6	-
27 Michelotti, Ty	5	4
6 Baker, Austin	5	-
11 Fitzpatrick, Kevin	4	4
30 Birginske, Derek	4	2
25 Hardie, Tyler	3	3
1 Wilcoxson, Eric	3	1
35 Nickle, Brett	2	1
10 Brown, Kaleb	1	1
39 Ring, Tanner	1	1



stAte
Miscellaneous Stats for Arkansas State (as of Mar 19, 2014)
(All games)



Starting Lineup By Position
(Team W-L record when starter)

PITCHER:		
14 Hawkins, Chandler	5	(2-3)
24 Wallace, Bradley	5	(2-3)
13 Owen, David	5	(5-0)
15 Gaines, Tanner	2	(1-1)
20 Croft, Morgan	1	(0-1)
30 Birginske, Derek	1	(0-1)
23 Grantham, Adam	1	(1-0)
CATCHER:		
8 Levy, Stuart	17	(9-8)
25 Hardie, Tyler	3	(2-1)
FIRST BASE:		
28 Burgess, Matt	14	(8-6)
7 George, Zach	6	(3-3)
SECOND BASE:		
4 Feddersen, Lucas	15	(8-7)
5 Maggio, Zach	5	(3-2)
THIRD BASE:		
40 Schrimpf, Joe	16	(9-7)
7 George, Zach	4	(2-2)
SHORTSTOP:		
3 Jones, Dustin	20	(11-9)
LEFT FIELD:		
27 Michelotti, Ty	10	(5-5)
30 Birginske, Derek	6	(4-2)
26 Massanelli, C.	4	(2-2)
CENTER FIELD:		
6 Baker, Austin	20	(11-9)
RIGHT FIELD:		
11 Fitzpatrick, Kevin	9	(5-4)
30 Birginske, Derek	9	(4-5)
26 Massanelli, C.	2	(2-0)
DESIGNATED HITTER:		
5 Maggio, Zach	11	(7-4)
28 Burgess, Matt	5	(2-3)
4 Feddersen, Lucas	2	(1-1)
27 Michelotti, Ty	1	(1-0)
35 Nickle, Brett	1	(0-1)

Starting Lineup By Lineup Spot
(Team W-L record when starter)

LEADOFF:		
5 Maggio, Zach	13	(8-5)
7 George, Zach	3	(2-1)
4 Feddersen, Lucas	1	(0-1)
6 Baker, Austin	1	(0-1)
3 Jones, Dustin	1	(0-1)
27 Michelotti, Ty	1	(1-0)
2ND SPOT:		
4 Feddersen, Lucas	8	(6-2)
6 Baker, Austin	6	(2-4)
7 George, Zach	5	(3-2)
3 Jones, Dustin	1	(0-1)
3RD SPOT:		
6 Baker, Austin	13	(9-4)
8 Levy, Stuart	5	(2-3)
7 George, Zach	2	(0-2)
CLEANUP:		
28 Burgess, Matt	18	(9-9)
8 Levy, Stuart	2	(2-0)
5TH SPOT:		
8 Levy, Stuart	8	(4-4)
30 Birginske, Derek	7	(3-4)
11 Fitzpatrick, Kevin	4	(3-1)
28 Burgess, Matt	1	(1-0)
6TH SPOT:		
27 Michelotti, Ty	5	(3-2)
3 Jones, Dustin	4	(3-1)
30 Birginske, Derek	3	(1-2)
40 Schrimpf, Joe	3	(2-1)
4 Feddersen, Lucas	2	(0-2)
8 Levy, Stuart	2	(1-1)
26 Massanelli, C.	1	(1-0)
7TH SPOT:		
40 Schrimpf, Joe	8	(5-3)
27 Michelotti, Ty	4	(2-2)
30 Birginske, Derek	3	(2-1)
4 Feddersen, Lucas	2	(0-2)
11 Fitzpatrick, Kevin	2	(1-1)
25 Hardie, Tyler	1	(1-0)
8TH SPOT:		
26 Massanelli, C.	5	(3-2)
5 Maggio, Zach	3	(2-1)
25 Hardie, Tyler	2	(1-1)
30 Birginske, Derek	2	(2-0)
40 Schrimpf, Joe	2	(1-1)
11 Fitzpatrick, Kevin	2	(1-1)
27 Michelotti, Ty	1	(0-1)
35 Nickle, Brett	1	(0-1)
4 Feddersen, Lucas	1	(1-0)
3 Jones, Dustin	1	(0-1)
9TH SPOT:		
3 Jones, Dustin	13	(8-5)
4 Feddersen, Lucas	3	(2-1)
40 Schrimpf, Joe	3	(1-2)
11 Fitzpatrick, Kevin	1	(0-1)

stAte
Team Game-by-Game for Arkansas State (as of Mar 19, 2014)
Batting (All games)

Date	Opponent	ab	r	h	rbi	2b	3b	hr	tb	bb	ibb	sb	cs	hbp	sac	sf	gdp	k	po	a	e	lob	avg
Feb 15	MIAMI	28	3	6	3	1	0	0	7	1	0	3	0	1	0	2	1	4	27	9	0	5	.214
Feb 15	MIAMI	41	18	16	15	6	0	0	22	7	0	1	0	3	1	1	0	6	27	10	2	11	.319
Feb 16	MIAMI	38	13	14	10	6	1	0	22	5	0	3	0	3	0	1	0	3	27	14	2	10	.336
Feb 18	ARKANSAS-MONTICEL	33	0	7	0	3	0	0	10	1	0	1	0	0	0	0	0	7	27	6	3	7	.307
Feb 21	ILLINOIS STATE	32	3	7	2	3	1	0	12	6	0	1	0	2	0	0	1	9	27	8	2	10	.291
Feb 22	ILLINOIS STATE	28	2	6	2	0	0	0	6	6	0	1	1	0	4	0	0	6	27	10	0	9	.280
Feb 22	ILLINOIS STATE	27	7	9	7	1	0	0	10	7	0	1	0	1	0	2	2	2	21	9	0	9	.286
Feb 23	ILLINOIS STATE	40	14	15	11	4	0	1	22	6	0	1	0	2	0	1	0	8	27	11	3	11	.300
Feb 25	SEMO	31	8	12	6	2	1	0	16	7	0	1	0	2	2	0	2	3	27	12	0	10	.309
Feb 28	at UAB	30	0	7	0	0	0	0	7	1	0	0	1	0	1	0	1	8	24	7	0	5	.302
Mar 01	at UAB	31	1	5	1	2	0	0	7	3	0	1	0	1	0	0	2	7	24	9	0	7	.290
Mar 02	at UAB	33	5	8	3	1	1	0	11	2	0	0	0	0	3	0	0	6	27	7	1	6	.286
Mar 08	CREIGHTON	34	3	8	3	2	0	0	10	2	0	1	0	2	0	0	0	10	27	13	2	8	.282
Mar 09	CREIGHTON	33	4	9	3	1	0	0	10	7	2	2	0	1	3	0	2	5	27	6	1	13	.281
Mar 10	CREIGHTON	30	6	9	6	2	0	0	11	5	0	4	2	1	0	0	0	4	27	8	0	6	.282
Mar 11	at Murray State	46	27	19	21	4	1	3	34	13	0	4	0	8	1	3	0	9	27	12	0	17	.293
*Mar 14	UALR	28	3	5	2	1	1	0	8	1	0	3	0	1	0	0	0	6	27	12	1	3	.288
*Mar 15	UALR	33	5	10	5	1	0	0	11	1	0	2	0	1	0	0	1	2	27	9	0	6	.289
*Mar 15	UALR	47	4	12	3	0	0	0	12	5	2	0	0	2	3	1	1	8	42	16	1	14	.286
Mar 19	at Ole Miss	33	3	8	2	0	0	0	8	3	0	3	0	0	1	0	0	11	24	11	0	7	.284
Totals		676	129	192	105	40	6	4	256	89	4	33	4	31	19	11	13	124	540	199	18	174	.284

stAte
Team Game-by-Game for Arkansas State (as of Mar 19, 2014)
Pitching (All games)

Date	Opponent	ip	h	r	er	bb	so	2b	3b	hr	wp	bk	hbp	dp	ibb	score	w-l	sv	era
Feb 15	MIAMI	9.0	7	0	0	5	9	2	0	0	1	0	0	2	0	3-0	1-0	1	0.00
Feb 15	MIAMI	9.0	12	8	7	4	11	2	0	0	2	0	1	0	0	18-8	2-0	1	3.50
Feb 16	MIAMI	9.0	7	3	2	1	4	1	0	0	0	0	1	1	0	13-3	3-0	1	3.00
Feb 18	ARKANSAS-MONTICEL	9.0	4	2	1	3	6	1	0	0	1	0	1	1	0	0-2	3-1	1	2.50
Feb 21	ILLINOIS STATE	9.0	8	4	4	2	11	1	0	0	0	0	0	0	0	3-4	3-2	1	2.80
Feb 22	ILLINOIS STATE	9.0	8	3	3	5	10	2	0	0	0	0	1	1	0	2-3	3-3	1	2.83
Feb 22	ILLINOIS STATE	7.0	15	9	9	1	5	1	0	0	0	0	1	1	0	7-9	3-4	1	3.84
Feb 23	ILLINOIS STATE	9.0	12	8	7	5	4	5	1	1	0	0	2	1	0	14-8	4-4	1	4.24
Feb 25	SEMO	9.0	11	3	3	2	8	1	0	0	2	0	0	1	0	8-3	5-4	1	4.10
Feb 28	at UAB	8.0	11	5	5	9	6	1	0	0	1	0	1	0	0	0-5	5-5	1	4.24
Mar 01	at UAB	8.0	9	3	3	5	6	1	0	0	0	0	1	0	0	1-3	5-6	1	4.17
Mar 02	at UAB	9.0	6	3	2	4	12	1	1	0	0	0	1	1	0	5-3	6-6	2	3.98
Mar 08	CREIGHTON	9.0	8	7	6	4	6	2	1	0	2	0	2	0	0	3-7	6-7	2	4.14
Mar 09	CREIGHTON	9.0	6	5	5	2	7	1	0	2	0	0	0	0	0	4-5	6-8	2	4.20
Mar 10	CREIGHTON	9.0	2	2	2	3	7	0	0	0	0	0	0	0	0	6-2	7-8	2	4.05
Mar 11	at Murray State	9.0	10	7	7	6	7	2	0	1	1	0	1	2	0	27-7	8-8	2	4.24
*Mar 14	UALR	9.0	6	0	0	1	11	1	0	0	0	0	0	1	0	3-0	9-8	3	3.99
*Mar 15	UALR	9.0	10	3	3	0	7	1	1	1	0	0	0	0	0	5-3	10-8	4	3.93
*Mar 15	UALR	14.0	11	3	3	3	8	1	0	1	1	0	2	1	1	4-3	11-8	4	3.77
Mar 19	at Ole Miss	8.0	8	4	4	3	4	0	0	0	0	0	0	1	0	3-4	11-9	4	3.80
Totals		180.0	171	82	76	68	149	27	4	6	11	0	15	14	1	129-82	11-9	4	3.80



stAte
Batting Leaders for Arkansas State (as of Mar 19, 2014)
(All games)



Hitting minimums - 75% of Games 2.0 AB/Game 3.0 TPA/Game
 Pitching minimums - 1 Games 1.0 IP/Game

Batting avg 1. 8 Levy, Stuart .354 2. 4 Feddersen, Lucas .338 3. 28 Burgess, Matt .333 4. 6 Baker, Austin .286 5. 3 Jones, Dustin .254	Slugging pct 1. 6 Baker, Austin .506 2. 8 Levy, Stuart .492 3. 28 Burgess, Matt .453 4. 4 Feddersen, Lucas .382 5. 3 Jones, Dustin .349	On base pct 1. 8 Levy, Stuart .440 2. 28 Burgess, Matt .402 3. 6 Baker, Austin .387 4. 5 Maggio, Zach .378 5. 3 Jones, Dustin .377
Runs scored 1. 6 Baker, Austin 19 2. 3 Jones, Dustin 16 3. 5 Maggio, Zach 14 4. 7 George, Zach 13 5. 3 tied at..... 11	Hits 1. 28 Burgess, Matt 25 2. 4 Feddersen, Lucas 23 8 Levy, Stuart 23 4. 6 Baker, Austin 22 5. 3 Jones, Dustin 16	Runs batted in 1. 28 Burgess, Matt 23 2. 6 Baker, Austin 15 3. 4 Feddersen, Lucas 12 4. 8 Levy, Stuart 10 5. 2 tied at..... 7
Doubles 1. 8 Levy, Stuart 7 2. 28 Burgess, Matt 6 3 Jones, Dustin 6 4. 7 George, Zach 4 5. 2 tied at..... 3	Triples 1. 6 Baker, Austin 3 2. 27 Michelotti, Ty 1 40 Schrimpf, Joe 1 8 Levy, Stuart 1	Home runs 1. 6 Baker, Austin 3 2. 28 Burgess, Matt 1
Total bases 1. 6 Baker, Austin 39 2. 28 Burgess, Matt 34 3. 8 Levy, Stuart 32 4. 4 Feddersen, Lucas 26 5. 3 Jones, Dustin 22	Walks 1. 6 Baker, Austin 11 2. 3 Jones, Dustin 10 7 George, Zach 10 4. 3 tied at..... 8	Hit by pitch 1. 40 Schrimpf, Joe 5 5 Maggio, Zach 5 3. 4 tied at..... 3
Sac bunts 1. 4 Feddersen, Lucas 5 2. 3 Jones, Dustin 3 3. 5 tied at..... 2	Sac flies 1. 6 Baker, Austin 2 28 Burgess, Matt 2 3. 7 tied at..... 1	Stolen bases 1. 6 Baker, Austin 8 2. 5 Maggio, Zach 5 3. 27 Michelotti, Ty 4 4. 3 tied at..... 3
Caught stealing 1. 5 Maggio, Zach 1 26 Massanelli, C. 1 8 Levy, Stuart 1 4 Feddersen, Lucas 1	Steal attempts 1. 6 Baker, Austin 8 2. 5 Maggio, Zach 6 3. 4 Feddersen, Lucas 4 27 Michelotti, Ty 4 5. 2 tied at..... 3	Stolen base pct 1. 6 Baker, Austin 1.000 28 Burgess, Matt 1.000 3 Jones, Dustin 1.000 40 Schrimpf, Joe 1.000 5. 5 Maggio, Zach .833
Strikeouts 1. 28 Burgess, Matt 19 2. 40 Schrimpf, Joe 15 3. 3 Jones, Dustin 13 4. 6 Baker, Austin 12 5. 8 Levy, Stuart 11	Grounded into DP 1. 40 Schrimpf, Joe 3 2. 28 Burgess, Matt 2 8 Levy, Stuart 2 4. 6 tied at..... 1	Total plate appearances 1. 6 Baker, Austin 95 2. 28 Burgess, Matt 87 3. 3 Jones, Dustin 80 4. 4 Feddersen, Lucas 78 5. 2 tied at..... 76
At bats 1. 6 Baker, Austin 77 2. 28 Burgess, Matt 75 3. 4 Feddersen, Lucas 68 4. 8 Levy, Stuart 65 5. 3 Jones, Dustin 63	Games played 1. 6 Baker, Austin 20 3 Jones, Dustin 20 4 Feddersen, Lucas 20 4. 28 Burgess, Matt 19 5 Maggio, Zach 19	Game starts 1. 6 Baker, Austin 20 3 Jones, Dustin 20 3. 28 Burgess, Matt 19 4. 8 Levy, Stuart 17 4 Feddersen, Lucas 17
Games as sub 1. 10 Brown, Kaleb 8 2. 1 Wilcoxson, Eric 6 3. 26 Massanelli, C. 5 11 Fitzpatrick, Kevin 5 5. 2 tied at..... 4		



stAte
Pitching Leaders for Arkansas State (as of Mar 19, 2014)
(All games)



Hitting minimums - 75% of Games 2.0 AB/Game 3.0 TPA/Game
 Pitching minimums - 1 Games 1.0 IP/Game

Earned run avg 1. 13 Owen, David 3.28 2. 24 Wallace, Bradley 4.91 3. 14 Hawkins, Chandler 4.97	Opposing bat avg 1. 13 Owen, David .234 2. 14 Hawkins, Chandler .282 3. 24 Wallace, Bradley .318	Won-loss pct 1. 13 Owen, David 1.000 2. 14 Hawkins, Chandler .500 3. 24 Wallace, Bradley .250
Wins 1. 13 Owen, David 3 2. 15 Gaines, Tanner 2 14 Hawkins, Chandler 2 4. 4 tied at..... 1	Losses 1. 24 Wallace, Bradley 3 2. 14 Hawkins, Chandler 2 3. 4 tied at..... 1	Saves 1. 20 Croft, Morgan 2 2. 23 Grantham, Adam 1 34 Kibler, Colton 1
Innings pitched 1. 14 Hawkins, Chandler 25.1 2. 13 Owen, David 24.2 3. 24 Wallace, Bradley 22.0	Batters struck out 1. 13 Owen, David 24 2. 14 Hawkins, Chandler 22 3. 24 Wallace, Bradley 21 4. 20 Croft, Morgan 15 5. 34 Kibler, Colton 13	Appearances 1. 34 Kibler, Colton 13 2. 17 Lee, Coulton 9 3. 18 Woodhouse, Cody 8 15 Gaines, Tanner 8 5. 20 Croft, Morgan 7
Games started 1. 13 Owen, David 5 24 Wallace, Bradley 5 14 Hawkins, Chandler 5 4. 15 Gaines, Tanner 2 5. 3 tied at..... 1	Games finished 1. 20 Croft, Morgan 4 2. 23 Grantham, Adam 3 36 Zuber, Tyler 3 16 Ayers, Bryan 3 5. 2 tied at..... 2	Games in relief 1. 34 Kibler, Colton 13 2. 17 Lee, Coulton 9 3. 18 Woodhouse, Cody 8 4. 3 tied at..... 6
Wild pitches 1. 23 Grantham, Adam 2 36 Zuber, Tyler 2 17 Lee, Coulton 2 4. 5 tied at..... 1	Balks	Hit batters 1. 13 Owen, David 4 2. 24 Wallace, Bradley 3 3. 36 Zuber, Tyler 2 18 Woodhouse, Cody 2 23 Grantham, Adam 2
Intentional BB allowed 1. 18 Woodhouse, Cody 1	Runners picked off 1. 24 Wallace, Bradley 1 8 Levy, Stuart 1	Batters SO out looking 1. 14 Hawkins, Chandler 12 2. 13 Owen, David 10 3. 24 Wallace, Bradley 9 4. 18 Woodhouse, Cody 8 5. 34 Kibler, Colton 6
Sac bunts allowed 1. 24 Wallace, Bradley 4 2. 13 Owen, David 2 18 Woodhouse, Cody 2 4. 5 tied at..... 1	Sac flies allowed 1. 24 Wallace, Bradley 1	Hits allowed 1. 13 Owen, David 22 2. 24 Wallace, Bradley 28 3. 14 Hawkins, Chandler 29
Runs allowed 1. 13 Owen, David 11 2. 24 Wallace, Bradley 13 3. 14 Hawkins, Chandler 14	Earned runs allowed 1. 13 Owen, David 9 2. 24 Wallace, Bradley 12 3. 14 Hawkins, Chandler 14	Walks allowed 1. 13 Owen, David 6 2. 14 Hawkins, Chandler 8 3. 24 Wallace, Bradley 10
Doubles allowed 1. 14 Hawkins, Chandler 2 2. 24 Wallace, Bradley 5 13 Owen, David 5	Triples allowed 1. 24 Wallace, Bradley 1 14 Hawkins, Chandler 1 3. 13 Owen, David 2	Home runs allowed 1. 24 Wallace, Bradley 1 13 Owen, David 1 3. 14 Hawkins, Chandler 3



stAte
Fielding Leaders for Arkansas State (as of Mar 19, 2014)
(All games)



Hitting minimums - 75% of Games
Pitching minimums - 1 Games 1.0 IP/Game

Fielding pct		Chances		Putouts	
1. 8 Levy, Stuart	1.000	1. 8 Levy, Stuart	144	1. 8 Levy, Stuart	129
28 Burgess, Matt	1.000	2. 28 Burgess, Matt	120	2. 28 Burgess, Matt	116
27 Michelotti, Ty	1.000	3. 3 Jones, Dustin	104	3. 6 Baker, Austin	51
5 Maggio, Zach	1.000	4. 4 Feddersen, Lucas	65	4. 3 Jones, Dustin	37
5. 4 Feddersen, Lucas	.985	5. 6 Baker, Austin	53	7 George, Zach	37
Assists		Errors		Fielding double plays	
1. 3 Jones, Dustin	62	1. 3 Jones, Dustin	5	1. 3 Jones, Dustin	11
2. 4 Feddersen, Lucas	41	2. 6 Baker, Austin	2	2. 28 Burgess, Matt	7
3. 40 Schrimpf, Joe	20	26 Massanelli, C.	2	4 Feddersen, Lucas	7
4. 8 Levy, Stuart	15	40 Schrimpf, Joe	2	4. 7 George, Zach	4
5. 7 George, Zach	12	7 George, Zach	2	5. 3 tied at.....	2
Stolen bases against		Caught stealing by		Steal attempts against	
1. 8 Levy, Stuart	16	1. 8 Levy, Stuart	8	1. 8 Levy, Stuart	24
2. 15 Gaines, Tanner	7	2. 15 Gaines, Tanner	3	2. 15 Gaines, Tanner	10
3. 13 Owen, David	4	3. 20 Croft, Morgan	2	3. 13 Owen, David	4
4. 24 Wallace, Bradley	3	16 Ayers, Bryan	2	4. 14 Hawkins, Chandler	3
5. 14 Hawkins, Chandler	2	5. 3 tied at.....	1	24 Wallace, Bradley	3
Passed balls		Catchers interference			
1. 25 Hardie, Tyler	4				
2. 8 Levy, Stuart	2				



stAte
Conference statistics for Arkansas State (as of Mar 16, 2014)
(Sun Belt games only Sorted by Batting avg)



Record: 3-0 Home: 3-0 Away: 0-0 Sun Belt: 3-0

Player	avg	gp-gs	ab	r	h	2b	3b	hr	rbi	tb	slg%	bb	hp	so	gdp	ob%	sf	sh	sb-att	po	a	e	fld%
8 Levy, Stuart	.417	3-3	12	0	5	0	1	0	0	7	.583	1	0	3	0	.462	0	0	1-1	26	1	0	1.000
3 Jones, Dustin	.417	3-3	12	4	5	1	0	0	2	6	.500	0	0	3	0	.417	0	0	1-1	5	15	1	.952
4 Feddersen, Lucas	.308	3-3	13	2	4	1	0	0	1	5	.385	0	0	1	0	.286	1	1	1-1	6	10	0	1.000
28 Burgess, Matt	.308	3-3	13	0	4	0	0	0	4	4	.308	1	0	0	0	.357	0	0	0-0	32	0	0	1.000
40 Schrimpf, Joe	.182	3-3	11	2	2	0	0	0	0	2	.182	1	1	3	1	.308	0	0	0-0	3	6	0	1.000
5 Maggio, Zach	.167	3-3	12	0	2	0	0	0	2	2	.167	1	1	3	1	.286	0	1	1-1	0	0	0	.000
6 Baker, Austin	.091	3-3	11	1	1	0	0	0	1	1	.091	2	1	0	0	.286	0	1	1-1	11	0	0	1.000

11 Fitzpatrick, Kevin	.500	2-1	2	1	1	0	0	0	0	1	.500	0	1	0	0	.667	0	0	0-0	2	0	0	1.000
27 Michelotti, Ty	.200	2-2	10	0	2	0	0	0	0	2	.200	0	0	2	0	.200	0	0	0-0	3	0	0	1.000
30 Birginske, Derek	.125	2-2	8	1	1	0	0	0	0	1	.125	0	0	1	0	.125	0	0	0-0	4	0	0	1.000
26 Massanelli, C.	.000	2-1	4	1	0	0	0	0	0	0	.000	1	0	0	0	.200	0	0	0-0	4	0	1	.800
10 Brown, Kaleb	.000	1-0	0	0	0	0	0	0	0	0	.000	0	0	0	0	.000	0	0	0-0	0	0	0	.000
Totals	.250	3	108	12	27	2	1	0	10	31	.287	7	4	16	2	.317	1	3	5-5	96	37	2	.985
Opponents	.227	3	119	6	27	3	1	2	6	38	.319	4	2	26	2	.262	1	0	5-5	88	28	2	.983

LOB - Team (23), Opp (24). DPs turned - Team (2), Opp (3). IBB - Team (2), Baker, A. 2, Opp (1).

(Sun Belt games only Sorted by Earned run avg)

Player	era	w-l	app	gs	cg	sho	sv	ip	h	r	er	bb	so	2b	3b	hr	b/avg	wp	hp	bk	sfa	sha	
13 Owen, David	0.00	1-0	1	1	0	0/1	0	7.0	6	0	0	1	10	1	0	0	.240	0	0	0	0	0	
18 Woodhouse, Cody	0.00	0-0	2	0	0	0/0	0	5.2	3	0	0	1	3	0	0	0	.150	0	1	0	0	0	
20 Croft, Morgan	0.00	0-0	3	0	0	0/1	2	3.0	1	0	0	0	2	0	0	0	.100	0	0	0	0	0	
34 Kibler, Colton	1.50	0-0	3	0	0	0/1	0	6.0	2	1	1	0	2	2	0	0	.100	0	0	0	0	0	
14 Hawkins, Chandler	4.50	1-0	1	1	0	0/0	0	6.0	8	3	3	0	5	0	1	1	.308	0	0	0	0	0	
24 Wallace, Bradley	4.50	0-0	1	1	0	0/0	0	4.0	6	2	2	1	4	0	0	1	.375	0	1	0	1	0	

15 Gaines, Tanner	0.00	1-0	1	0	0	0/0	0	0.1	0	0	0	0	0	0	0	0	.000	0	0	0	0	0	
17 Lee, Coulton	0.00	0-0	1	0	0	0/0	0	0.0	1	0	0	0	0	0	0	0	1.000	0	0	0	0	0	
36 Zuber, Tyler	0.00	0-0	1	0	0	0/0	0	0.0	0	0	0	1	0	0	0	0		1	0	0	0	0	
Totals	1.69	3-0	3	3	0	1/1	2	32.0	27	6	6	4	26	3	1	2	.227	1	2	0	1	0	
Opponents	3.38	0-3	3	3	0	0/0	0	29.1	27	12	11	7	16	2	1	0	.250	2	4	2	1	3	

PB - Team (1), Levy, S. 1. Pickoffs - Team (2), Levy, S. 1, Wallace, B. 1. SBA/ATT - Levy, S. (5-5), Owen, D. (3-3), Wallace, B. (1-1), Gaines, T. (1-1).



stAte
Conference statistics for Arkansas State (as of Mar 16, 2014)
(Sun Belt games only Sorted by Fielding pct)



Player	c	po	a	e	fld%	dp	sba	csb	sba%	pb	ci
28 Burgess, Matt	32	32	0	0	1.000	2	0	0	---	0	0
8 Levy, Stuart	27	26	1	0	1.000	0	5	0	1.000	1	0
4 Feddersen, Lucas	16	6	10	0	1.000	1	0	0	---	0	0
6 Baker, Austin	11	11	0	0	1.000	0	0	0	---	0	0
40 Schrimpf, Joe	9	3	6	0	1.000	0	0	0	---	0	0
30 Birginske, Derek	4	4	0	0	1.000	0	0	0	---	0	0
27 Michelotti, Ty	3	3	0	0	1.000	0	0	0	---	0	0
34 Kibler, Colton	2	0	2	0	1.000	0	0	0	---	0	0
11 Fitzpatrick, Kevin	2	2	0	0	1.000	0	0	0	---	0	0
13 Owen, David	1	0	1	0	1.000	0	3	0	1.000	0	0
24 Wallace, Bradley	1	0	1	0	1.000	0	1	0	1.000	0	0
20 Croft, Morgan	1	0	1	0	1.000	0	0	0	---	0	0
3 Jones, Dustin	21	5	15	1	.952	2	0	0	---	0	0
26 Massanelli, C.	5	4	0	1	.800	0	0	0	---	0	0
17 Lee, Coulton	0	0	0	0	.000	0	0	0	---	0	0
10 Brown, Kaleb	0	0	0	0	.000	0	0	0	---	0	0
36 Zuber, Tyler	0	0	0	0	.000	0	0	0	---	0	0
18 Woodhouse, Cody	0	0	0	0	.000	0	0	0	---	0	0
14 Hawkins, Chandler	0	0	0	0	.000	0	0	0	---	0	0
5 Maggio, Zach	0	0	0	0	.000	0	0	0	---	0	0
15 Gaines, Tanner	0	0	0	0	.000	0	1	0	1.000	0	0
Totals	135	96	37	2	.985	2	5	0	1.000	1	0
Opponents	118	88	28	2	.983	3	5	0	1.000	0	0



stAte
Overall Statistics for Arkansas State (as of Mar 19, 2014)
(All games Sorted by Batting avg)



Record: 11-9 Home: 9-6 Away: 2-3 Sun Belt: 3-0

Player	avg	gp-gs	ab	r	h	2b	3b	hr	rbi	tb	slg%	bb	hp	so	gdp	ob%	sf	sh	sb-att	po	a	e	fld%
8 Levy, Stuart	.354	18-17	65	5	23	7	1	0	10	32	.492	8	2	11	2	.440	0	1	1-2	129	15	0	1.000
4 Feddersen, Lucas	.338	20-17	68	11	23	3	0	0	12	26	.382	4	0	9	1	.370	1	5	3-4	23	41	1	.985
28 Burgess, Matt	.333	19-19	75	11	25	6	0	1	23	34	.453	8	2	19	2	.402	2	0	1-1	116	4	0	1.000
6 Baker, Austin	.286	20-20	77	19	22	2	3	3	15	39	.506	11	3	12	1	.387	2	2	8-8	51	0	2	.962
3 Jones, Dustin	.254	20-20	63	16	16	6	0	0	7	22	.349	10	3	13	0	.377	1	3	3-3	37	62	5	.952
5 Maggio, Zach	.246	19-16	61	14	15	3	0	0	5	18	.295	8	5	7	1	.378	0	2	5-6	12	11	0	1.000
40 Schrimpf, Joe	.158	17-16	57	11	9	2	1	0	7	13	.228	5	5	15	3	.279	1	2	1-1	13	20	2	.943

35 Nickle, Brett	.429	5-1	7	1	3	1	0	0	2	4	.571	0	0	4	0	.429	0	0	0-0	0	0	0	.000
25 Hardie, Tyler	.400	3-3	10	3	4	1	0	0	5	5	.500	5	1	1	0	.625	0	0	0-0	19	3	0	1.000
7 George, Zach	.382	10-10	34	13	13	4	0	0	3	17	.500	10	2	5	0	.532	1	0	3-3	37	12	2	.961
27 Michelotti, Ty	.295	15-11	44	5	13	0	1	0	1	15	.341	2	0	6	1	.326	0	2	4-4	26	0	0	1.000
26 Massanelli, C.	.261	11-6	23	5	6	0	0	0	3	6	.261	4	3	4	0	.419	1	0	1-2	11	0	2	.846
1 Wilcoxson, Eric	.250	6-0	4	1	1	1	0	0	2	2	.500	3	0	0	0	.500	1	0	0-0	4	3	0	1.000
30 Birginske, Derek	.240	15-15	50	7	12	2	0	0	4	14	.280	6	3	9	1	.356	0	0	1-1	33	3	1	.973
11 Fitzpatrick, Kevin	.200	14-9	35	4	7	2	0	0	6	9	.257	3	2	7	1	.293	1	2	2-2	19	0	1	.950
10 Brown, Kaleb	.000	8-0	2	2	0	0	0	0	0	0	.000	1	0	1	0	.333	0	0	0-0	1	0	0	1.000
39 Ring, Tanner	.000	1-0	1	1	0	0	0	0	0	0	.000	1	0	1	0	.500	0	0	0-0	3	1	0	1.000
Totals	.284	20	676	129	192	40	6	4	105	256	.379	89	31	124	13	.387	11	19	33-37	540	199	18	.976
Opponents	.250	20	685	82	171	27	4	6	76	224	.327	68	15	149	13	.330	1	13	17-26	523	217	38	.951

LOB - Team (174), Opp (160). DPs turned - Team (14), Opp (22). IBB - Team (4), Baker, A. 2, Levy, S. 1, Schrimpf, J. 1, Opp (1). Picked off - Michelotti 2, Jones, D. 2, Maggio, Z. 2, Feddersen 1, Baker, A. 1.

(All games Sorted by Earned run avg)

Player	era	w-l	app	gs	cg	sho	sv	ip	h	r	er	bb	so	2b	3b	hr	b/avg	wp	hp	bk	sfa	sha	
13 Owen, David	3.28	3-0	5	5	0	0/1	0	24.2	22	11	9	6	24	5	2	1	.234	0	4	0	0	2	
24 Wallace, Bradley	4.91	1-3	5	5	0	0/1	0	22.0	28	13	12	10	21	5	1	1	.318	1	3	0	1	4	
14 Hawkins, Chandler	4.97	2-2	5	5	0	0/0	0	25.1	29	14	14	8	22	2	1	3	.282	0	1	0	0	1	

39 Ring, Tanner	0.00	1-0	5	0	0	0/0	0	5.2	3	0	0	4	6	0	0	0	.158	0	0	0	0	1	
33 Neighbors, J.C.	0.00	0-0	1	0	0	0/0	0	2.0	2	0	0	0	1	0	0	0	.333	0	0	0	0	0	
18 Woodhouse, Cody	0.55	1-0	8	0	0	0/1	0	16.1	10	1	1	5	9	1	0	0	.179	0	2	0	0	2	
34 Kibler, Colton	2.25	0-1	13	0	0	0/1	1	16.0	10	4	4	0	13	2	0	0	.179	1	0	0	0	1	
30 Birginske, Derek	2.25	0-1	1	1	0	0/0	0	4.0	3	2	1	0	2	1	0	0	.188	1	0	0	0	0	
20 Croft, Morgan	3.18	1-1	7	1	0	0/1	2	17.0	13	6	6	3	15	1	0	0	.220	0	0	0	0	1	
15 Gaines, Tanner	4.26	2-0	8	2	0	0/1	0	19.0	20	9	9	8	9	4	0	1	.274	1	1	0	0	1	
17 Lee, Coulton	4.50	0-1	9	0	0	0/0	0	4.0	7	3	2	3	6	4	0	0	.318	2	0	0	0	0	
36 Zuber, Tyler	4.91	0-0	6	0	0	0/0	0	7.1	5	4	4	6	4	1	0	0	.179	2	2	0	0	0	
16 Ayers, Bryan	6.23	0-0	5	0	0	0/0	0	8.2	8	7	6	7	6	0	0	0	.258	1	0	0	0	0	
23 Grantham, Adam	9.00	0-0	6	1	0	0/1	1	8.0	11	8	8	8	11	1	0	0	.324	2	2	0	0	0	
Totals	3.80	11-9	20	20	0	2/2	4	180.0	171	82	76	68	149	27	4	6	.250	11	15	0	1	13	
Opponents	4.85	9-11	20	20	0	2/2	7	174.1	192	129	94	89	124	40	6	4	.284	36	31	3	11	19	

PB - Team (6), Hardie, T. 4, Levy, S. 2, Opp (4). Pickoffs - Team (2), Levy, S. 1, Wallace, B. 1, Opp (8). SBA/ATT - Levy, S. (16-24), Gaines, T. (7-10), Owen, D. (4-4), Hawkins, C. (2-3), Wallace, B. (3-3), Croft, M. (0-2), Ayers, B. (0-2), Hardie, T. (1-2), Grantham, A. (0-1), Woodhouse (1-1).



stAte
Overall Statistics for Arkansas State (as of Mar 19, 2014)
(All games Sorted by Fielding pct)



Player	c	po	a	e	fld%	dp	sba	csb	sba%	pb	ci
8 Levy, Stuart	144	129	15	0	1.000	1	16	8	.667	2	0
28 Burgess, Matt	120	116	4	0	1.000	7	0	0	---	0	0
27 Michelotti, Ty	26	26	0	0	1.000	0	0	0	---	0	0
5 Maggio, Zach	23	12	11	0	1.000	2	0	0	---	0	0
25 Hardie, Tyler	22	19	3	0	1.000	0	1	1	.500	4	0
1 Wilcoxson, Eric	7	4	3	0	1.000	2	0	0	---	0	0
13 Owen, David	6	2	4	0	1.000	0	4	0	1.000	0	0
39 Ring, Tanner	4	3	1	0	1.000	2	0	0	---	0	0
18 Woodhouse, Cody	3	0	3	0	1.000	0	1	0	1.000	0	0
34 Kibler, Colton	3	1	2	0	1.000	0	0	0	---	0	0
14 Hawkins, Chandler	2	1	1	0	1.000	0	2	1	.667	0	0
20 Croft, Morgan	2	1	1	0	1.000	0	0	2	.000	0	0
16 Ayers, Bryan	2	0	2	0	1.000	0	0	2	.000	0	0
23 Grantham, Adam	2	0	2	0	1.000	0	0	1	.000	0	0
36 Zuber, Tyler	1	0	1	0	1.000	0	0	0	---	0	0
10 Brown, Kaleb	1	1	0	0	1.000	0	0	0	---	0	0
4 Feddersen, Lucas	65	23	41	1	.985	7	0	0	---	0	0
30 Birginske, Derek	37	33	3	1	.973	1	0	0	---	0	0
6 Baker, Austin	53	51	0	2	.962	0	0	0	---	0	0
7 George, Zach	51	37	12	2	.961	4	0	0	---	0	0
3 Jones, Dustin	104	37	62	5	.952	11	0	0	---	0	0
11 Fitzpatrick, Kevin	20	19	0	1	.950	0	0	0	---	0	0
40 Schrimpf, Joe	35	13	20	2	.943	0	0	0	---	0	0
24 Wallace, Bradley	7	1	5	1	.857	0	3	0	1.000	0	0
26 Massanelli, C.	13	11	0	2	.846	0	0	0	---	0	0
15 Gaines, Tanner	4	0	3	1	.750	0	7	3	.700	0	0
35 Nickle, Brett	0	0	0	0	.000	0	0	0	---	0	0
33 Neighbors, J.C.	0	0	0	0	.000	0	0	0	---	0	0
17 Lee, Coulton	0	0	0	0	.000	0	0	0	---	0	0
Totals	757	540	199	18	.976	14	17	9	.654	6	0
Opponents	778	523	217	38	.951	22	33	4	.892	4	0

