



2014 ARKANSAS STATE BASEBALL

Chris Graddy, Media Relations Assistant • Office: 870-972-2707 • Cell: 870-340-7836

Email: cgraddy@astate.edu • Facebook.com/AStateBaseball • Twitter: @AStateGameDay #AStateBSB

Mailing Address: P.O. Box 1000, State University, AR 72467

2014 Schedule/Results

FEBRUARY

Date	Opponent	Time/Result
F14	Miami (Ohio)	3-0/W
F15	Miami (Ohio)	18-8/W
F16	Miami (Ohio)	13-3/W
F18	Arkansas-Monticello	2-0/L
F21	Illinois State	6:00 p.m.
F22	Illinois State	1:00 p.m.
F22	Illinois State	4:00 p.m.
F23	Illinois State	1:00 p.m.
F25	SEMO	6:00 p.m.
F28	at UAB	4:00 p.m.

MARCH

Date	Opponent	Time/Result
M1	at UAB	1:00 p.m.
M2	at UAB	1:00 p.m.
M4	at Missouri State	3:00 p.m.
M5	at Missouri State	3:00 p.m.
M7	Creighton	6:00 p.m.
M8	Creighton	4:00 p.m.
M9	Creighton	1:00 p.m.
M11	at Murray State	2:00 p.m.
M14	Arkansas-Little Rock*	6:00 p.m.
M15	Arkansas-Little Rock*	4:00 p.m.
M16	Arkansas-Little Rock*	1:00 p.m.
M19	at Ole Miss	6:30 p.m.
M21	at UT Arlington*	6:30 p.m.
M22	at UT Arlington*	6:30 p.m.
M23	at UT Arlington*	1:00 p.m.
M25	Memphis	6:30 p.m.
M28	Texas State*	6:00 p.m.
M29	Texas State*	4:00 p.m.
M30	Texas State*	Noon

APRIL

Date	Opponent	Time/Result
A1	at SEMO	6:00 p.m.
A4	at Western Kentucky*	6:00 p.m.
A5	at Western Kentucky*	3:00 p.m.
A6	at Western Kentucky*	1:00 p.m.
A8	Central Arkansas	6:30 p.m.
A11	South Alabama*	6:30 p.m.
A12	South Alabama*	6:30 p.m.
A13	South Alabama*	1:00 p.m.
A15	Memphis	6:30 p.m.
A18	Louisiana-Monroe*	TBA
A19	Louisiana-Monroe*	6:00 p.m.
A20	Louisiana-Monroe*	1:00 p.m.
A22	at Central Arkansas	6:00 p.m.
A25	at Georgia State*	5:00 p.m.
A26	at Georgia State*	1:00 p.m.
A27	at Georgia State*	Noon
A29	Murray State	6:30 p.m.

MAY

Date	Opponent	Time/Result
M2	Louisiana-Lafayette*	6:00 p.m.
M3	Louisiana-Lafayette*	6:00 p.m.
M4	Louisiana-Lafayette*	1:00 p.m.
M9	Troy*	6:00 p.m.
M10	Troy*	6:00 p.m.
M11	Troy*	1:00 p.m.
M13	Ole Miss	6:30 p.m.
M15	at Arkansas-Little Rock*	6:00 p.m.
M16	at Arkansas-Little Rock*	6:00 p.m.
M17	at Arkansas-Little Rock*	1:00 p.m.

SUN BELT CONFERENCE TOURNAMENT

Date	Opponent	Time/Result
M21-25	Sun Belt Conference	TBA

NCAA REGIONALS

Date	Opponent	Time/Result
J1-6	NCAA Regionals	TBA



Arkansas State
Red Wolves

2014 Record: 3-1
SBC Record: 0-0
Head Coach: Tommy Raffo
Career Record: 145-144-1 (6)
Record at ASU: Same

STATISTICAL LEADERS

Avg: Matt Burgess (.615)
Home Runs: N/A
RBI's: Matt Burgess (6)
Wins: 3 tied with 1
Saves: Adam Grantham (1)
ERA: Bradley Wallace (0.00)

LEADING OFF: A-State will host Illinois State for a four-game series at Tomlinson Stadium. The Red Wolves are 0-3 all-time against the Redbirds with the last meeting coming in 1974. Friday and Sunday's games will be on 95.3FM/970AM KNEA while Saturday's contest will be on 101.3FM/1230 KBTM. Friday and Sunday's games will also be broadcast in the State Zone on AStateRedWolves.com For in-game updates follow @AStateGameDay for the latest information. For the the latest on the A-State Baseball team follow them on Twitter (@AStateBaseball).

Probable Pitching Rotation

FRIDAY (6:00 p.m.) vs Illinois St.

RHP Bradley Wallace (Sr. 1-0, 0.00, 5K, 3BB)
 vs
 RHP Dan Savas (Sr., 1-0, 0.00 ERA, 5K, 1BB)

SATURDAY (1:00 p.m.) vs Illinois St.

LHP Chandler Hawkins (Jr., 1-0, 9.00 ERA 4K, 1BB)
 vs
 LHP Dylan Craig (So, 0-0, 3.00 ERA, 6K, 2BB)

SATURDAY (1:00 p.m.) vs Illinois St.

RHP Morgan Croft (Sr., 0-0, 0.00 ERA 2K, 1BB)
 vs
 RHP JD Leonard (Sr, 0-0, 0.00 ERA, 0K, 0BB)

SUNDAY (1 p.m.) vs Illinois St.

RHP David Owen (So. 1-0, 3.60 ERA, 1K, 0BB)
 vs
 LHP Ryan Powers (So. 0-0, 36.00 ERA, 3K, 2BB)

GAME 5-8

Date: Feb. 21-23
First Pitch: Friday 6 p.m.
 Saturday 1 p.m.
 Saturday 4 p.m.
 Sunday 1 p.m.
Location: Jonesboro, Ark.
Stadium: Tomlinson/Kell Stadium
Radio: East Arkansas Broadcasters
 95.3 FM The Ticket
 970 AM KNEA
Radio Talent: Matt Stolz/Keith Merritt

SERIES

A-State vs Ill St.: 0-3
Raffo Record vs Ill St.: 0-0
Last Meeting: 1974
Current Streak: 3 Wins Ill. St.

MULTIMEDIA

Online Audio: AStateRedWolves.com
Live Stats: AStateRedWolves.com
Live Streaming: AStateRedWolves.com
Mobile Stats: TapStats



Illinois State
Redbirds

2014 Record: 1-1
MVC Record: 0-0
Head Coach: Mark Kingston
Career Record: 141-81
Record at Illinois St.: Same

STATISTICAL LEADERS

Avg: Cody Voelker (.667)
Home Runs: N/A
RBI's: Dennis Colon (4)
Wins: Dan Savas (1)
Saves: N/A
ERA: 2 With 0.00

Weather Report

Fri. Feb. 21	Sat. Feb 22	Sun., Feb. 23
Sunny	Partly Cloudy	Partly Cloudy
High: 59	High: 63	High: 49
Low: 39	Low: 40	Low: 40
Wind: 15 SW	Wind: 16 S	Wind: 15 ENE
Rain: 0	Rain: 10 %	Rain: 10%

TALE OF THE TAPE

HITTING	A-STATE	Ill. St.
Batting Average	.307	.346
Run Scores	34	15
Hits	43	27
Doubles	16	7
Triples	1	1
Home Runs	0	7
RBI's	28	14
Slugging Pct.	.436	.462
Walks	14	8
On Base Pct	.388	.400
Stolen Bases	8-8	4-6
PITCHING	A-STATE	Ill. St.
ERA	2.50	3.93
Innings Pitched	36.0	18.1
Hits Allowed	30	14
Runs Allowed	13	8
Earned Runs Allowed	10	8
Strikeouts	30	19

2014 Baseball**Preseason Coaches' Poll***(First Place Votes in Parentheses)*

1. UL Lafayette (8) - 98 pts
2. South Alabama (1) - 82 pts
 3. Troy - 77 pts
 4. Texas State - 57 pts
 5. UT Arlington - 48 pts
6. Western Kentucky - 45 pts
7. **Arkansas State - 41 pts**
 7. Georgia State - 41 pts
 9. UALR - 33 pts
 10. UL Monroe (1) - 28 pts

2014 Baseball Preseason**All-Conference Team**

Austin Robichaux (UL Lafayette, Junior, SP)

Matt Bell (South Alabama, Senior, SP)

Shane McCain (Troy, Senior, SP)

Ian Tompkins (WKU, Junior, RP)

Michael Strentz (UL Lafayette, RS-Junior, C)

Zach George (Arkansas State, RS-Junior, 1B)

Caden Bailey (Georgia State, Junior, 2B)

Blake Trahan (UL Lafayette, Sophomore, SS)

Tyler Girouard (UL Lafayette, Junior, 3B)

Seth Harrison (UL Lafayette, Senior, OF)

Matt Shortall (UT Arlington, Senior, OF)

Regan Flaherty (WKU, Senior, OF)

Caleb Adams (UL Lafayette, Junior, DH)

Scott Wilcox (WKU, Senior, UTIL)

2014 Baseball Preseason**Player of the Year**

Caleb Adams (UL Lafayette, Junior, DH)

2014 Baseball Preseason**Pitcher of the Year**

Austin Robichaux (UL Lafayette, Junior, SP)

**A-STATE/ILLINOIS STATE SERIES HISTORY**

- This will be just the 4th meeting all-time between A-State and Illinois State with the Redbirds winning each of the three previous meetings.
- The last meeting between the schools was during the 1974 season.

BURGESS MAKES BIG FIRST IMPRESSION

- Sophomore infielder Matt Burgess had a huge start to his A-State career by going 6-for-9 with six RBIs and two doubles.

BAKER STEALS THE WEEKEND

- Austin Baker went 4-for-4 in stolen bases in A-State's opening weekend series against Miami (OH), including two in the opening game.
- This is the second straight season in which Baker has had an impressive start to the season. As a freshman in 2013 he hit a home run in his first collegiate at-bat.
- Baker finished the weekend 5-for-9 with five RBIs and seven total bases, including a triple.

STRINGING TOGETHER EXTRA BASE HITS

- Arkansas State had seven straight extra base hits in its 13-3 victory over Miami (OH) Sunday Feb. 16.
- For the weekend the Red Wolves had 14 extra base hits, including 13 doubles.

OPENING SERIES SWEEP TWICE AS NICE

- The Arkansas State baseball team opened the 2014 season with a three-game sweep of Miami (Ohio, marking the second year in a row the squad has opened the season with a three-game series sweep.
- Prior to 2013 sweep, the only other it had happened was during the 1971 season.

A-STATE IN SEASON OPENERS

- The Red Wolves are 34-32 all-time on opening day. Arkansas State won its season opener against Miami (Ohio) 3-0.
- The Red Wolves have won 24 straight home openers dating back to the 1991 season.
- A-State is 4-2 in season openers under head coach Tommy Raffo, having defeated Miami (OH) in 2014, Bradley in 2013, Illinois in 2010 and Texas State in 2009.

PRESEASON SBC ALL-CONFERENCE HONORS

- Redshirt junior infielder Zach George was named to the 2014 Preseason All-Sun Belt Conference team, the first such honor of his career.
- George hit .333 a season ago but played just nine games before suffering a season-ending knee injury at Sam Houston State before the start of conference play. Despite the injury, George managed to hit one home run and drive in five runs and stole one base.
- In 2012, the Paragould, Ark., native finished the year with a .270 batting average and started in 52 of the Red Wolves' 57 games. He added six home runs and was second on the team with 41 RBIs. His 86 total bases and, .430 slugging percentage each ranked as the third best on the team.

STREAKS TO WATCH

PLAYER	No.	STREAK TYPE
Zach George	15	Reached Base
Austin Baker	5	Reached Base
Stuart Levy	6	Reached Base
Zach George	7	Hits
Stuart Levy	6	Hits
Austin Baker	5	Hits

2014 SBC Baseball Standings

Team	Conference	Overall
UALR	0-0 .000	4-0 1.000
ULL	0-0 .000	4-1 .800
A-State	0-0 .000	3-1 .750
GSU	0-0 .000	3-1 .750
Troy	0-0 .000	3-1 .750
ULM	0-0 .000	2-2 .500
TxSt	0-0 .000	2-2 .500
WKU	0-0 .000	2-2 .500
USA	0-0 .000	1-3 .250
UTA	0-0 .000	0-4 .000



2014 Season At A Glance

Overall	3-1
SBC	0-0
vs Ranked Teams	0-0
vs Unranked Teams	3-0
Home	3-1
Road	0-0
Neutral	0-0
Day	2-1
Night	1-0
Black Jerseys	2-0
Red Jerseys	0-1
White Jerseys	1-0
Grey Jerseys	0-0
February	3-1
March	0-0
April	0-0
May	0-0
June	0-0
Tuesday	0-1
Wednesday	0-0
Thursday	0-0
Friday	0-0
Saturday	2-0
Sunday	1-0
Midweek	0-1
Weekend	3-0
Weekend Series Win/Loss	1-0
Weekend Series Sweep	1-0
Doubleheaders	1-0
Last Five Games	3-1
Last 10 Games	3-1
Last 15 Games	3-1
Last 20 Games	3-1
Current Streak	Lost 1
Home Streak	Lost 1
Road Streak	Won 1

FOLLOW @ASTATEBASEBALL ON TWITTER

- The @AStateBaseball team currently has the third most followers of any SBC baseball team.

Rank	School	Twitter Handle	Followers at Start of Season	Current Followers	Change
1.	Troy	@TROY_Baseball1	2,670	2,795	+135
2.	Texas State	@TxStateBaseball	2,269	2,424	+155
3.	Arkansas State	@ASTATEBaseball	1,992	2,040	+48
4.	South Alabama	@SouthALBaseball	1,609	1,663	+54
5.	Western Kentucky	@WKUBaseball	730	788	+58
6.	ULM	@ULM_BSB	656	718	+62
7.	UL-Lafayette	@CajunsBaseball	585	665	+80
8.	UALR	@UALR_Baseball	349	372	+23
9.	Georgia State	@GaStateBaseball	155	221	+66

WALLACE RECOGNIZED AS TOP SENIOR

- A-State senior pitcher Bradley Wallace was named as the top 100 seniors in the class of 2014 by Perfect Game USA.
- Wallace was selected as the 28th best senior baseball player in the class of 2014 and the 16th best right-handed pitcher in the class. He was one of just two players from the Sun Belt Conference on the list with Louisiana-Lafayette first basemen Chase Compton ranking 61st.

COLLEGESPORTSMADNESS.COM HONORS WALLACE

- Arkansas State senior pitcher Bradley Wallace was as a Preseason Second Team All-Conference selection by CollegeSportsMaddness.com
- Wallace finished the 2013 season with a 5-2 record and a 4.33 ERA and was the Red Wolves' No. 2 starter on a pitching staff that set the school record for most strikeouts in season. He had 78 punch outs in 70.2 innings of work and had the second most wins of any pitcher on the team.

GOING TO THE SHOW

- Senior right-hander Daniel Wright became A-State's second highest draft pick in the modern draft era after he was selected in the 10th round by the Cincinnati Reds last season.
- Fellow senior Logan Uxa was also selected by the Cincinnati Reds in the 32nd round.

WATCH IN THE STATE ZONE

- Arkansas State University Athletics is pleased to announce that fans can now purchase a 24-Hour Pass to State Zone, the official audio and video portal of AStateRedWolves.com. With a one-time payment of \$4.95, fans can watch live video broadcasts of A-State athletic events for 24 straight hours from the time of the purchase.
- State Zone offers fans live audio and video coverage of select games, including 30-plus baseball games, along with unlimited access to the largest A-State sports video library. Other packages offered by State Zone include a one-month deal for the price of \$8.95, four months for \$29.95, or one year for \$79.95.

SENIOR SEASON (2013): Did not allow a run in his first start of the season against Miami on Feb. 15.

JUNIOR SEASON (2013): Appeared in 14 games and made 13 starts, the second most on the team ... had a 5-2 record on the year and the second most wins of any pitcher ... had a 4.33 ERA and career best 78 strikeouts on the season ... tossed a career-high seven innings twice on the year with first coming on April 7 against Western Kentucky and then against on April 20 against Louisiana-Monroe ... struck out a career-high 12 batters on April 7 against Western Kentucky ... he also retired 18 straight at one point in the game ... his .243 opposing batting average with the eighth best in the league ... his 78 strikeouts were the ninth most in the Sun Belt Conference ... he struck out 29 batters looking, the fifth most in the league.


SOPHOMRE SEASON (2012): Appeared in 17 games and made three starts...had an 8.29 ERA with 32 strikeouts...tossed a career best six innings against Evansville on Feb. 25...also had a career high five strikeouts in the game.

FRESHMAN SEASON (2011): Made 15 appearances, drawing one start...posted an ERA of 6.75 as a true freshman... worked 18.2 innings, striking out 22 batters...issued eight walks...struck out four in 2.2 innings against ULM April 9...earned two saves.

HIGH SCHOOL: Pitched four years at Woodlawn High School in Pine Bluff, Ark...was named a Pre Season Under Armour All-American prior to the start of his senior season...pitched 69 innings with 113 strikeouts for a 1.12 ERA as a junior while putting together a 12-2 record which included two no hitters...named all-state as a junior...also played basketball.

PERSONAL: Born September 12, 1992 ... majoring in Computer Science at Arkansas State...son of Keith and Cindi Wallace.

	ERA	W-L	AP	GS	CG	SV	IP	H	R	ER	BB	SO	BF	AVG	WP	HB
2011	6.75	0-0	15	1	0	2	18.2	20	15	14	8	22	87	.286	4	5
2012	8.29	3-1	17	3	0	1	33.2	50	32	31	15	32	168	.347	7	6
2013	4.33	5-2	14	13	0	0	70.2	65	38	34	25	78	310	.243	6	8
2014	0.00	1-0	1	1	0	0	6.0	4	0	0	3	5	23	.211	0	0
Totals	5.51	9-3	47	18	0	3	129.0	139	85	79	51	137	588	.278	17	19



Bradley Wallace

Pitcher - Senior - 3L
6-2 - 175 - R/R
Rison, Arkansas
Woodlawn HS

WALLACE CAREER HIGHS

IP: 7 - Twice
Strikeouts: 12 - WKU (April 7, 2013)
BF: 28 - Three Times
FC: 3 - Three Times
Assists: 4 - Four Times

Bradley Wallace Game-by-Game

Date	Opponent	GS	IP	H	R	ER	BB	SO
2/15	Miami	*	6.0	4	0	0	3	5
TOTALS		1	6.0	4	0	0	3	5

JUNIOR SEASON (2013): Tossed four innings and earned the victory in his first start of the year on Feb. 15.

SOPHOMORE SEASON (2013): Appeared in 17 game and made seven starts, which was the fourth most starts on the team had a 2-5 record on the year ... struck out 42 batters in 49 innings of work ... had a career-high seven innings pitched against Alabama-Birmingham on March 9 ... struck out a career-high seven against Florida Atlantic on March 23 ... his 19 appearances where the third most on the team ... his 42 strikeouts the fifth most on the team.

FRESHMAN SEASON (2012): Appeared in 17 games and made two starts...gave up 26 hits and 14 runs in 18.2 innings of work...struck out nine batters and walked just seven on the year.

HIGH SCHOOL: Played four seasons at Bartlett High School in Memphis.

PERSONAL: Bron February 28, 1993 ...parents are Amy and Mark Hawkins.

	ERA	W-L	AP	GS	CG	SV	IP	H	R	ER	BB	SO	BF	AVG	WP	HB
2012	6.75	2-2	17	2	0	0	18.2	26	14	14	7	9	92	.329	3	4
2013	6.24	2-5	19	7	0	0	49.0	60	37	34	29	41	236	.306	3	3
2014	9.00	1-0	1	1	0	0	4.0	7	4	4	1	4	20	.268	0	0
Totals	6.53	5-7	37	10	0	0	71.2	93	55	52	37	55	348	.316	6	7



Chandler Hawkins

Pitcher - Junior - 2L
6-1 - 170 - L/L
Memphis, Tennessee
Bartlett HS

HAWKINS CAREER HIGHS

IP: 7 - UAB (March 9, 2013)
Strikeouts: 7 - FAU (March 23, 2013)
BF: 28 - Twice
FC: 3 - WKU (April 6, 2013)
Assists: 3 - WKU (April 6, 2013)

**Chandler Hawkins
Game-by-Game**

Date	Opponent	GS	IP	H	R	ER	BB	SO
2/15	Miami	*	4.0	7	4	4	1	4
TOTALS		1	4.0	7	4	5	1	4

RS SENIOR SEASON (2014): Has made one apperance on the year in relief against Miami.

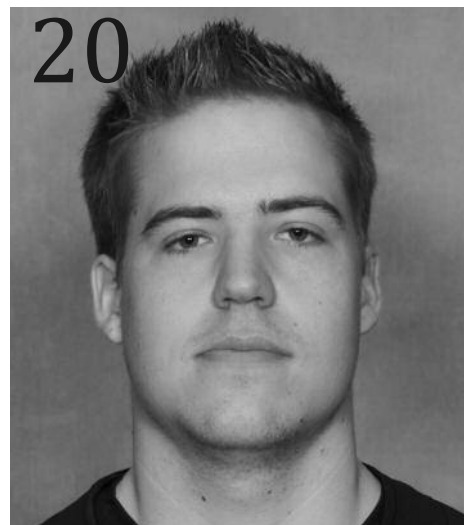
SENIOR SEASON (2013): Appeared in three games before suffering a sea-son ending arm injury ... had three strikeouts and a 3.00 ERA before his sea-son came to an end ... received a medical redshirt.

JUNIOR SEASON (2012): Appeared in 19 games and had a 4-1 and a 6.85 ERA..his four wins were tied for second most on the team...had 24 strikeouts and held batters to a .241 batting average...allowed 22 hits in 23.2 innings of work.

HIGH SCHOOL: Four-year starting pitcher at Broken Arrow High School... earned All-Conference and All-Metro honors...pitched in East-West Okla-homa All-Star game...2008 Wendy's Heisman Trophy Candidate.

PERSONAL: Born May 2, 1991 ... majoring in Business...parents are Cindy and John Croft.

	ERA	W-L	AP	GS	CG	SV	IP	H	R	ER	BB	SO	BF	AVG	WP	HB
2012	6.85	4-1	19	0	0	0	23.2	22	20	19	11	24	105	.242	2	1
2013	3.00	0-0	3	0	0	0	3.0	3	1	1	1	3	13	.250	0	0
2014	0.00	0-0	1	0	0	0	4.0	7	4	4	1	4	20	.368	0	0
Totals	5.76	4-1	23	0	0	0	29.2	28	21	19	13	29	129	.248	2	1



Morgan Croft

Pitcher - RS-Senior - 1L
6-0 - 225 - R/R
Broken Arrow, Okla.
E. Okla. St. College

CROFT CAREER HIGHS

- IP:** 3 - FIU (May 12, 2012)
- Strikeouts:** 4 - Memphis (April 12, 2012)
- BF:** 13 - Mo. St. (April 4, 2012)
- FC:** 1 - ULL (March 25, 2012)
- Assists:** 1 - ULL (March 25, 2012)

Morgan Croft
Game-by-Game

Date	Opponent	GS	IP	H	R	ER	BB	SO
2/16	Miami		3.0	3	0	0	1	2
TOTALS			3.0	3	0	0	1	2


SOPHOMORE SEASON (2014): Made the first start of his career on Feb. 16 and earned the victory after tossing five innings.

FRESHMAN SEASON (2013): Appeared in 12 games and made two starts on the season ... finished with a 2-2 record recorded 25 strikeouts with a 7.23 ERA ... struck out a season-high five on April 30 against Memphis ... picked up his first career-win on April 2 against Southeast Missouri State ... made his first career start against Ole Miss on April 23 ... missed the first half of the season due to injury.

HIGH SCHOOL: Member of 2009 State Runner-Ups and 2012 team that made the state semi-finals at Tipton-Rosemark Academy in Millington, TN ... Made All-State for the Rebels.

PERSONAL: Born October 21, 1993 ... son of Jeanine and Keith Owen and has a sister named Kellie ... enjoys fishing.

	ERA	W-L	AP	GS	CG	SV	IP	H	R	ER	BB	SO	BF	AVG	WP	HB
2013	7.23	2-2	12	2	0	0	23.2	23	20	19	15	25	111	.253	2	3
2014	3.60	1-0	1	1	0	0	5.0	4	4	2	0	1	22	.200	0	1
Totals	6.59	3-2	13	3	0	0	28.2	27	24	21	15	26	133	.243	2	4



David Owen

Pitcher - Soph. - 1L
6-0 - 190 - R/R
Millington, Tennessee
Tipton-Rosemark

OWEN CAREER HIGHS

- IP:** 5 - Troy (May 12, 2013)
- Strikeouts:** 5 - Memp. (April 30, 2013)
- BF:** 22 - Troy (May 12, 2013)
- FC:** 2 - Troy (May 12, 2013)
- Assists:** 2 - Troy (May 12, 2013)

David Owen
Game-by-Game

Date	Opponent	GS	IP	H	R	ER	BB	SO
2/16	Miami	*	5.0	4	3	2	0	1
TOTALS			5.0	4	3	2	0	1



stAte
Miscellaneous Stats for Arkansas State (as of Feb 20, 2014)
(All games)



Multiple Hit Games	2	3	4	5+	Total
28 Burgess, Matt	1	2	-	-	3
3 Jones, Dustin	1	1	-	-	2
7 George, Zach	2	-	-	-	2
30 Birginske, Derek	1	-	-	-	1
8 Levy, Stuart	1	-	-	-	1
40 Schrimpf, Joe	1	-	-	-	1
6 Baker, Austin	-	1	-	-	1
TEAM	7	4	0	0	11

Multiple RBI Games	2	3	4	5+	Total
6 Baker, Austin	2	-	-	-	2
28 Burgess, Matt	-	2	-	-	2
3 Jones, Dustin	1	-	-	-	1
8 Levy, Stuart	1	-	-	-	1
11 Fitzpatrick, Kevin	1	-	-	-	1
30 Birginske, Derek	1	-	-	-	1
TEAM	6	2	0	0	8

Hitting Streaks	Longest	Current
7 George, Zach	4	4
8 Levy, Stuart	4	4
6 Baker, Austin	4	4
28 Burgess, Matt	3	3
30 Birginske, Derek	2	2
40 Schrimpf, Joe	2	-
5 Maggio, Zach	2	-
3 Jones, Dustin	2	-
11 Fitzpatrick, Kevin	1	1
1 Wilcoxson, Eric	1	1
27 Michelotti, Ty	1	-
26 Massanelli, C.	1	-

Reached Base Streaks	Longest	Current
8 Levy, Stuart	4	4
7 George, Zach	4	4
5 Maggio, Zach	4	4
6 Baker, Austin	4	4
11 Fitzpatrick, Kevin	3	3
28 Burgess, Matt	3	3
3 Jones, Dustin	3	-
1 Wilcoxson, Eric	2	2
30 Birginske, Derek	2	2
40 Schrimpf, Joe	2	-
25 Hardie, Tyler	1	1
26 Massanelli, C.	1	-
27 Michelotti, Ty	1	-



stAte
Miscellaneous Stats for Arkansas State (as of Feb 20, 2014)
(All games)



Starting Lineup By Position
(Team W-L record when starter)

PITCHER:		
30 Birginske, Derek	1	(0-1)
14 Hawkins, Chandler	1	(1-0)
24 Wallace, Bradley	1	(1-0)
13 Owen, David	1	(1-0)
CATCHER:		
8 Levy, Stuart	3	(2-1)
25 Hardie, Tyler	1	(1-0)
FIRST BASE:		
7 George, Zach	4	(3-1)
SECOND BASE:		
5 Maggio, Zach	4	(3-1)
THIRD BASE:		
40 Schrimpf, Joe	4	(3-1)
SHORTSTOP:		
3 Jones, Dustin	4	(3-1)
LEFT FIELD:		
30 Birginske, Derek	2	(2-0)
26 Massanelli, C.	2	(1-1)
CENTER FIELD:		
6 Baker, Austin	4	(3-1)
RIGHT FIELD:		
11 Fitzpatrick, Kevin	4	(3-1)
DESIGNATED HITTER:		
28 Burgess, Matt	3	(2-1)
4 Feddersen, Lucas	1	(1-0)

Starting Lineup By Lineup Spot
(Team W-L record when starter)

LEADOFF:		
5 Maggio, Zach	4	(3-1)
2ND SPOT:		
7 George, Zach	4	(3-1)
3RD SPOT:		
6 Baker, Austin	4	(3-1)
CLEANUP:		
28 Burgess, Matt	3	(2-1)
8 Levy, Stuart	1	(1-0)
5TH SPOT:		
11 Fitzpatrick, Kevin	4	(3-1)
6TH SPOT:		
8 Levy, Stuart	2	(1-1)
40 Schrimpf, Joe	1	(1-0)
26 Massanelli, C.	1	(1-0)
7TH SPOT:		
40 Schrimpf, Joe	3	(2-1)
30 Birginske, Derek	1	(1-0)
8TH SPOT:		
4 Feddersen, Lucas	1	(1-0)
26 Massanelli, C.	1	(0-1)
30 Birginske, Derek	1	(1-0)
25 Hardie, Tyler	1	(1-0)
9TH SPOT:		
3 Jones, Dustin	4	(3-1)



stAte
Games Summary for Arkansas State (as of Feb 20, 2014)
(All games)



Score by innings	1	2	3	4	5	6	7	8	9	Total
Arkansas State	4	3	6	6	2	3	10	0	0	34
Opponents	1	4	0	3	1	1	2	0	1	13

Record when ...

Overall	3-1	After 6 leading	3-0
Conference	0-0 trailing	0-1
Non-Conference	3-1 tied	0-0
Home games	3-1	After 7 leading	3-0
Away games	0-0 trailing	0-1
Neutral site	0-0 tied	0-0
Day games	3-1	After 8 leading	3-0
Night games	0-0 trailing	0-1
vs Left starter	1-0 tied	0-0
vs Right starter	2-1		
1-Run games	0-0	Hit 0 home runs	3-1
2-Run games	0-1	... 1 home run	0-0
5+Run games	2-0	... 2+ home runs	0-0
Extra innings	0-0		
Shutouts	1-1	Opponent 0 home runs	3-1
	 1 home run	0-0
	 2+ HRs	0-0
Scoring 0-2 runs	0-1		
..... 3-5 runs	1-0		
..... 6-9 runs	0-0	Made 0 errors	1-0
..... 10+ runs	2-0	... 1 error	0-0
		... 2+ errors	2-1
Opponent 0-2 runs	1-1		
..... 3-5 runs	1-0	Opp. made 0 errors	0-1
..... 6-9 runs	1-0 1 error	0-0
..... 10+ runs	0-0 2+ errors	3-0
Scored in 1st inning	2-0	Out-hit opponent	2-1
Opp. scored in 1st	0-1	Out-hit by opponent	1-0
Scores first	3-0	Hits are tied	0-0
Opp. scores first	0-1		

Record when team scores:

Runs	0	1	2	3	4	5	6	7	8	9	10+
W-L	0-1	0-0	0-0	1-0	0-0	0-0	0-0	0-0	0-0	0-0	2-0

Record when opponent scores:

Runs	0	1	2	3	4	5	6	7	8	9	10+
W-L	1-0	0-0	0-1	1-0	0-0	0-0	0-0	0-0	1-0	0-0	0-0

Record when leading after:

Inn.	1	2	3	4	5	6	7	8
W-L	2-0	2-0	3-0	3-0	3-0	3-0	3-0	3-0

Record when trailing after:

Inn.	1	2	3	4	5	6	7	8
W-L	0-1	0-1	0-1	0-1	0-1	0-1	0-1	0-1

Record when tied after:

Inn.	1	2	3	4	5	6	7	8
W-L	1-0	1-0	0-0	0-0	0-0	0-0	0-0	0-0

Current losing streak: 1
 Longest winning streak: 3
 Longest losing streak: 1

Home attendance : 1048 (3 dates avg = 349)

Away attendance : 0 (0 dates avg = 0)

Total attendance: 1048 (3 dates avg = 349)



THE STAT CREW SYSTEM
Arkansas State Combined Team Statistics (as of Feb 19, 2014)
All games



RECORD:	OVERALL	HOME	AWAY	NEUTRAL
ALL GAMES	17-9	8-2	9-4	0-3
CONFERENCE	11-3	5-1	6-2	0-0
NON-CONFERENCE	6-6	3-1	3-2	0-3

#	Player	gp-gs	min	avg	Total		3-Point		F-Throw		Rebounds				pf	dq	a	to	blk	stl	pts	avg		
					fg-fga	fg%	3fg-fga	3fg%	ft-fa	ft%	off	def	tot	avg										
24	Gamble, Aundrea	26-26	934	35.9	160-330	.485	35-94	.372	122-158	.772	67	98	165	6.3	51	1	106	85	9	57	477	18.3		
11	Morrill, Jane	26-26	685	26.3	121-265	.457	20-54	.370	54-80	.675	35	70	105	4.0	41	0	27	36	10	22	316	12.2		
02	Qedan, Hanna	25-25	787	31.5	86-192	.448	43-110	.391	63-68	.926	24	58	82	3.3	63	1	48	46	15	31	278	11.1		
04	O'Bannon, Jalen	26-15	639	24.6	103-220	.468	3-10	.300	74-120	.617	65	121	186	7.2	84	5	37	72	14	29	283	10.9		
05	Gill, Brittney	26-17	588	22.6	56-160	.350	6-31	.194	23-37	.622	44	49	93	3.6	81	4	28	38	8	32	141	5.4		
44	Wyatt, Carlisha	25-11	450	18.0	46-100	.460	0-1	.000	28-46	.609	69	60	129	5.2	46	1	13	37	5	9	120	4.8		
21	Flanery, Jessica	24-1	197	8.2	33-76	.434	22-59	.373	5-8	.625	6	14	20	0.8	17	0	5	13	0	6	93	3.9		
23	Hunt, Jasmine	25-0	195	7.8	30-68	.441	0-0	.000	21-40	.525	17	16	33	1.3	30	0	13	16	3	10	81	3.2		
12	Ruffins, Jamie	26-9	387	14.9	25-61	.410	0-3	.000	18-36	.500	10	41	51	2.0	48	0	38	26	0	19	68	2.6		
03	Brown-Haywood, Khadi	22-0	155	7.0	6-39	.154	3-27	.111	6-11	.545	8	17	25	1.1	13	0	8	6	0	8	21	1.0		
13	Fowler, Brittany	15-0	74	4.9	1-14	.071	0-6	.000	9-11	.818	0	5	5	0.3	7	0	4	7	0	0	11	0.7		
15	Oliver, Dominique	8-0	24	3.0	1-5	.200	1-3	.333	2-6	.333	3	2	5	0.6	7	0	1	3	0	0	5	0.6		
32	Pipkins, Aundrea	10-0	29	2.9	1-6	.167	0-0	.000	2-4	.500	2	5	7	0.7	5	0	1	3	0	0	4	0.4		
34	Wyatt, Carlette	13-0	81	6.2	1-14	.071	0-5	.000	0-4	.000	8	11	19	1.5	16	0	6	13	0	0	2	0.2		
Team											37	44	81											
Total.....		26	5225	670-1550		.432	133-403	.330	427-629	.679	395	611	1006	38.7	509	12	335	414	64	223	1900	73.1		
Opponents.....		26	5225	637-1456		.438	122-337	.362	378-526	.719	295	587	882	33.9	551	10	302	462	54	177	1774	68.2		

TEAM STATISTICS	ASU	OPP	Date	Opponent	Score	Att.
SCORING	1900	1774	11/11/13	MISSOURI STATE	w 79-61	1109
Points per game	73.1	68.2	11/15/13	at Austin Peay	w 79-69	525
Scoring margin	+4.8	-	11/19/13	UT MARTIN	L 66-75	894
FIELD GOALS-ATT	670-1550	637-1456	11/22/13	KENT STATE	w 92-61	1098
Field goal pct	.432	.438	11/25/13	at Louisiana Tech	w 91-68	1132
3 POINT FG-ATT	133-403	122-337	# 11/28/13	vs North Carolina	L 60-93	934
3-point FG pct	.330	.362	# 11/29/13	vs Illinois	L 54-70	730
3-pt FG made per game	5.1	4.7	# 11/30/13	vs Arizona State	L 66-69	934
FREE THROWS-ATT	427-629	378-526	12/12/13	at Wichita State	L 47-66	1244
Free throw pct	.679	.719	12/18/13	TENNESSEE TECH	w 90-75	2011
F-Throws made per game	16.4	14.5	12/21/13	at Central Arkansas	w 73-61	495
REBOUNDS	1006	882	12/30/13	at Texas A&M	L 62-80	4172
Rebounds per game	38.7	33.9	* 01/02/14	at UTA	w 66-62	1412
Rebounding margin	+4.8	-	* 1/4/14	at Texas State	w 87-71	1606
ASSISTS	335	302	* 1/8/14	TROY	w 74-65	891
Assists per game	12.9	11.6	* 1/11/14	SOUTH ALABAMA	w 73-60	1217
TURNOVERS	414	462	* 1/14/14	GEORGIA STATE	L 74-76	855
Turnovers per game	15.9	17.8	* 1-18-14	at WKU	w 67-64	2523
Turnover margin	+1.8	-	* 1/25/14	UALR	w 77-45	2017
Assist/turnover ratio	0.8	0.7	* 01/29/14	at ULM	w 80-68	912
STEALS	223	177	* 02/01/14	at TROY	L 65-83	1186
Steals per game	8.6	6.8	* 2/5/14	WKU	wot 78-75	1276
BLOCKS	64	54	* 02/08/14	at Georgia State	w 80-75	613
Blocks per game	2.5	2.1	* 2/12/14	at South Alabama	w 71-58	2396
ATTENDANCE	12385	21183	* 02/15/14	at Louisiana	L 76-77	369
Home games-Avg/Game	10-1238	13-1430	* 2/19/14	UTA	w 73-47	1017
Neutral site-Avg/Game	-	3-866				

* = Conference game
 # = Cancun Challenge

Score by Periods	1st	2nd	OT	Totals
Arkansas State	894	995	11	1900
Opponents	839	927	8	1774