

2014-15 ARKANSAS STATE MEN'S BASKETBALL

Dennen Cuthbertson, Assistant Athletics Media Relations Director • Office: 870-972-3383 • Cell: 870-820-0594 • Email: mcuthbertson@astate.edu
Men's Basketball Twitter: @AStateMB • Twitter In-Game Updates: @AStateGameDay, #AStateMB • Athletics Website: AStateRedWolves.com

2014-15 A-State Schedule

DATE	OPPONENT (TV)	TIME/RESULT
Nov. 5	Henderson State (<i>Exhibition</i>)	W, 84-64
Nov. 12	Southern Arkansas (<i>Exhibition</i>)	L, 69-67
Nov. 17	Tennessee-Martin	L, 75-73
Nov. 24	Lamar	L, 63-58
Dec. 1	at Central Arkansas	W, 67-49
Dec. 6	Belhaven	W, 95-68
Dec. 10	at Purdue (ESPN3)	6 p.m.
Dec. 13	at Toledo	6 p.m.
Dec. 17	at Mississippi State (SEC Network)	6 p.m.
Dec. 20	Marshall	2 p.m.
Dec. 23	at Niagara	6 p.m.
Dec. 30	at South Alabama*	7:05 p.m.
Jan. 3	Appalachian State*	7:05 p.m.
Jan. 5	at ULM*	7 p.m.
Jan. 8	Georgia Southern*	7 p.m.
Jan. 10	at UT Arlington*	7:15 p.m.
Jan. 15	at Appalachian State*	6:30 p.m.
Jan. 17	Texas State* (ESPN3)	7:05 p.m.
Jan. 19	Georgia State*	7:30 p.m.
Jan. 22	at Louisiana-Lafayette*	7:15 p.m.
Jan. 24	at Troy*	7:30 p.m.
Jan. 29	UALR*	7:30 p.m.
Jan. 31	at Georgia State*	1 p.m.
Feb. 5	Troy*	7:05 p.m.
Feb. 12	at Georgia Southern*	6:30 p.m.
Feb. 19	at UALR*	7:30 p.m.
Feb. 21	ULM*	7:05 p.m.
Feb. 26	UT Arlington*	7:30 p.m.
Feb. 28	at Texas State*	4:30 p.m.
Mar. 5	South Alabama*	7:30 p.m.
Mar. 7	Louisiana-Lafayette*	7:05 p.m.
Mar. 12-15	SBC Tournament (New Orleans, La.)	TBA

All times listed are Central

All home games in bold

* - Sun Belt Conference Game

PURDUE PROBABLE STARTERS

G #00	Jon Octeus	6.7 PPG, 4.9 RPG, 3.0 APG
G #3	P.J. Thompson	3.6 PPG, 1.4 RPG, 2.0 APG
G #35	Rapheal Davis	8.8 PPG, 2.2 RPG, 2.3 APG
F #12	Vince Edwards	11.4 PPG, 6.7 RPG, 2.0 APG
C #44	Isaac Haas	12.0 PPG, 5.4 RPG, 0.8 BPG

(Based off last game)



**ARKANSAS STATE
RED WOLVES**
(2-2, 0-0 SUN BELT)

Head Coach: John Brady
Year: 7th Season
Record at A-State: 101-93 (7 yrs.)
Career Record: 382-309 (23 yrs.)
vs. Purdue: 0-1
MBB SID: Dennen Cuthbertson

Top Players (per game):
Points: Anthony Livingston (20.3)
Rebounds: Anthony Livingston (7.8)
Assists: PJ Hardwick (6.0)
Blocks: Anthony Livingston (1.5)
Steals: Cameron Golden (2.5)

- VS -



**PURDUE
BOILERMAKERS**
(7-2, 0-0 BIG TEN)

Head Coach: Matt Painter
Year: 10th Season
Record at Purdue: 198-114 (10 yrs.)
Career Record: 223-119 (11 yrs.)
vs. A-State: 0-0
MBB SID: Chris Forman

Top Players (per game):
Points: Isaac Haas (12.0)
Rebounds: Vince Edwards (6.7)
Assists: Jon Octeus (3.0)
Blocks: A.J. Hammons (3.2)
Steals: Bryson Scott (1.25)

GAME INFORMATION

DATE: Wednesday, Dec. 10, 2014
TIPOFF: 6:00 p.m. (CT)
LOCATION: West Lafayette, Ind.
ARENA: Mackey Arena
ARENA CAPACITY: 14,846
TELEVISION: ESPN3, WatchESPN
TV TALENT: Jim Barbar (play-by-play), Kyle Macy (analyst)
RADIO: East Arkansas Broadcasters Red Wolves Sports Network
107.9 KFIN-FM (Jonesboro) - Flagship
TALENT: Matt Stolz (play-by-play)
ONLINE AUDIO:
AStateRedWolves.com
LIVE STATS: AStateRedWolves.com

SERIES HISTORY

OverallFirst Meeting
Last MeetingFirst Meeting
StreakNone
In JonesboroNo Meetings
In West Lafayette, Ind.No Meetings

QUICK HITS

- A-State's 95-68 win over Belhaven was its second consecutive win and evened the Red Wolves record at 2-2. The 95 points were the most by an A-State team since last season's 116-114 win in four overtimes over UALR in the SBC Tournament. It was the most points in a regulation contest since last season's 95-89 win at Lamar (11/30/13) and the most in the Convocation Center since last year's 99-56 victory over UCA (11/24/13).
- Belhaven was the only non-DI opponent on this season's schedule and head coach John Brady improved to 11-0 over non-DI foes in his tenure at Arkansas State with the 95-68 win.
- The Red Wolves shot exactly 50 percent (34-of-68) against Belhaven, their second highest mark of the season. A-State also connected on a season-high 93.3 percent (14-of-15) of its free throws. That mark was the highest total for Arkansas State since the squad went 18-of-18 at South Alabama on Feb. 13, 2014 in an 85-61 victory. A-State handed out 20 assists against the Blazers Saturday night, which was the most since Jan. 4, 2014 in a 74-69 road win at Texas State.
- The 2014-15 campaign represents the program's 87th season as the Red Wolves have presently amassed a 1,144-1,079 all-time record (.515 win pct.) dating back their inaugural 1926-27 season. A-State has won at least 20 games in a season five times – 1986-87 (21-13), 1987-88 (21-14), 1988-89 (20-10), 1990-91 (23-9) and 1997-98 (20-9) since joining the NCAA-I ranks in 1970-71.
- A-State's 19 victories in the 2013-14 season (19-13 record) tied for the second most single-season wins since 1997-98 and also marked a tie for the highest win total in head coach John Brady's A-State coaching career. The Red Wolves went 19-12 overall in 2012-13, which was the program's most wins since 1997-98 (20-9 record). A-State has achieved 17 wins or more in a campaign five of the last six seasons to date and the Red Wolves have posted an 86-74 record (.538) since the 2009-10 season.
- A-State has compiled double-digit victories in 16 of the last 18 seasons. The Red Wolves have won at least 15 games or more on 11 occasions, which includes four of the last five seasons to date.
- Wednesday night's matchup with Purdue is the first of a three-game road swing with trips to Toledo (Dec. 13) and Mississippi State (Dec. 17) to follow. The Red Wolves are 1-0 on the road this season with the only decision being a 67-49 win at Central Arkansas.


A-STATE PROJECTED STARTING LINEUP



1 Cameron Golden
6-0 • 158 • Jr. • Guard
PPG RPG APG
15.5 2.0 4.5




5 PJ Hardwick
6-10 • 167 • RSo. • Guard
PPG RPG APG
5.5 5.5 6.0



12 Sean Gardner
6-5 • 178 • R.Jr. • Guard
PPG RPG APG
14.5 5.5 0.8



14 Kelvin Downs
6-9 • 230 • Jr. • Forward
PPG RPG BPG
6.0 3.0 0.5



24 Anthony Livingston
6-8 • 230 • So. • Forward
PPG RPG BPG
20.3 7.8 1.5

Athletics Media Relations

ARKANSAS STATE UNIVERSITY

P.O. Box 1000

State University, Ark. 72467

Telephone – (870) 972-2541, Fax – (870) 972-

3367, Press Row – (870) 972-2541

Athletics Website – AStateRedWolves.com

MBB Contact – Dennen Cuthbertson,

Assistant Athletics Media Relations Director

mcuthbertson@astate.edu

Jerry Scott, Assistant Athletics Director/

Athletics Media Relations Director

(870) 972-3405 / jscott@astate.edu

Chris Graddy,

Assistant Athletics Media Relations Director

(870) 972-2707/ cgraddy@astate.edu

MEDIA INFORMATION

CREDENTIALS

Working press credentials can be requested by contacting Dennen Cuthbertson at (870) 972-2541 or via email at mcuthbertson@astate.edu. Full season and single-game credentials will be mailed whenever possible. If not, they will be left at the Media Will Call table located on the lower level to the left of the green entrance of the A-State Convocation Center.

MEDIA ROOM

Enter the media room from the lower level, beneath the blue portal. Please do not attempt to access the media room from the entrance beneath the yellow portal. Game notes, flipcards and refreshments will be provided to credentialed media.

POST-GAME INTERVIEWS

The A-State locker room is closed to all media members. Head coach John Brady and requested assistant coaches and players will be available for interviews following a brief cooling off period. At A-State's home games, all post-game coach and player interviews will be in the media room.

PRACTICE COVERAGE

A-State men's basketball practices are closed to the media with the exception of the last 10 minutes of practice. Players and coaches are available for interviews following practice. Please contact Dennen Cuthbertson in the A-State Athletics Media Relations office prior to practice to arrange interviews. Please be respectful during practice, no food or loud conversation and silence your cell phones.

BASKETBALL GAME NOTES/RELEASES

All Red Wolves men's basketball game notes can be obtained as a PDF document via the A-State Athletics official website at AStateRedWolves.com. To be added to the email broadcast for men's basketball releases, contact Dennen Cuthbertson in the A-State Athletics Media Relations office at jgorby@

astate.edu. Game notes will be made available at least 24 hours prior to the next scheduled A-State men's basketball game and a post-game recap will be distributed within two hours following a game's conclusion.



A-STATE/PURDUE SERIES HISTORY

- A-State has never played the Boilermakers in its 87 seasons of basketball. However, head coach John Brady is 0-1 against Purdue. His LSU Tigers squared off against Purdue in the 2003 NCAA Tournament and lost an 80-56 decision to the Boilermakers.
- Wednesday's meeting with Purdue marks the only time the Red Wolves will play in the state of Indiana during the regular season. It is the first time Arkansas State has played in Indiana since the 2008-09 season, Coach Brady's first year at the helm, when the Red Wolves won back-to-back decisions in Muncie, Ind., against Ball State and in Terre Haute, Ind., versus Indiana State. A-State defeated the Cardinals 54-53 on Nov. 29, and beat the Sycamores 56-54 two days later on Dec. 1.
- The Red Wolves played one Big 10 school last season, Nebraska. A-State suffered a 79-67 setback to the Cornhuskers. That matchup is the only time A-State has played a Big 10 opponent under John Brady.
- Arkansas State sports a 1-4 record against current members of the Big 10. A-State's lone win was a 66-62 win over Iowa in the 1985-86 season. The Red Wolves' losses have come against Penn State, Nebraska twice, and Northwestern.

LAST TIME OUT

- Arkansas State won their first home game of the season with a 95-68 win over Belhaven, the alma mater of A-State's head coach John Brady. A-State evened its record at 2-2 on the season.
- Sean Gardner led all scorers with 28 points on 10-13 shooting from the field. He connected on 8-9 from beyond the arc for 24 of his points, while the other four points came on dunks. Anthony Livingston registered the Red Wolves' first double-double of the season with 19 points and 10 rebounds. Cameron Golden chipped in with 18 points to give A-State at least three players in double figures in all four contests this season. Golden also sported a 7-to-0 assist to turnover ratio, while PJ Hardwick led the team with nine assists.
- The halftime score was 38-26 in favor of the Red Wolves, but both teams' offenses performed much better in the second half. A-State shot 63.3 percent from the field in the second period and scored 57 points, while the Blazers shot 53.6 percent and poured in 42 points. A-State shot an even 50 percent (34-68) in the contest, while Belhaven was 23-56 for a 41.1 percent mark. A-State shot an outstanding 93.3 percent (14-15) from the charity stripe and also dished out 20 assists as a team.
- A-State's win over Belhaven moved the team to a 2-0 mark against the Blazers all-time after winning the teams' only previous meeting in the 1983-84 season by a score of 81-52.

SCOUTING PURDUE

- The Boilermakers enter Wednesday's game with a 7-2 overall record. They are 5-1 at home on the season and have a 2-1 mark in neutral site games. Purdue has not played a true road contest all season. The three neutral site games were in the EA Sports Maui Invitational. They dropped their first game to Kansas State by a score of 88-79, but bounced back to defeat Missouri (82-61) and BYU (87-85 in OT).
- Purdue suffered its first home loss of the 2014-15 season when North Florida defeated the Boilermakers 73-70 on Dec. 6. The Ospreys trailed by eight at halftime (36-28), but outscored Purdue 45-34 in the second half to claim the victory. Purdue bounced back to defeat Indiana University-Purdue University Fort Wayne Monday night 63-43. The Mastadons only shot 28.6 percent from the field in the contest compared to the Boilermakers' 43.1 percent. A.J. Hammons and Kendall Stephens led Purdue with 13 points each, both coming off the bench.
- This season, Isaac Haas leads Purdue with 12 points a game, but has come off the bench in eight of nine games. Kendall Stephens (11.8 PPG), Vince Edwards (11.4 PPG), and A.J. Hammons (10.1 PPG) all average in double figures for Purdue. Edwards is Purdue's leading rebounder with 6.7 per contest and Jon Octeus dishes out three assists a game to pace the Boilermakers' offense.

2014-15 Sun Belt Conference Standings

<u>Team</u>	<u>Conference</u>		<u>Overall</u>	
Texas State	0-0	.000	5-1	.833
Georgia State	0-0	.000	6-2	.750
Georgia Southern	0-0	.000	4-2	.667
UALR	0-0	.000	4-3	.571
UT Arlington	0-0	.000	4-4	.500
Troy	0-0	.000	3-3	.500
ULM	0-0	.000	3-3	.500
Appalachian State	0-0	.000	3-3	.500
Arkansas State	0-0	.000	2-2	.500
Louisiana-Lafayette	0-0	.000	3-4	.429
South Alabama	0-0	.000	2-4	.333



2014-15

Preseason All-Conference

FIRST TEAM

Name	School	Year	Pos.
Jelani Hewitt	Georgia Southern	Sr.	G
Ryan Harrow	Georgia State	Sr.	G
R.J. Hunter	Georgia State	Jr.	G
Shawn Long	Louisiana-Lafayette	Sr.	F
Lonnie McClanahan	UT Arlington	Sr.	G

SECOND TEAM

Name	School	Year	Pos.
Josh Hagins	UALR	Jr.	G
James White	UALR	Jr.	F
Xavian Rimmer	Louisiana-Lafayette	Sr.	G
Tylor Ongwae	ULM	Sr.	F
Emani Grant	Texas State	Jr.	F

THIRD TEAM

Name	School	Year	Pos.
Tab Hamilton	Appalachian State	Sr.	G
Trent Wiedeman	Georgia Southern	Sr.	G
Curtis Washington	Georgia State	Sr.	F
Jamel Outler	UT Arlington	Sr.	G
Kevin Thomas	Troy	Sr.	F

Preseason Player of the Year
R.J. Hunter, Georgia State

2014-15 Coaches Preseason Poll

(Points & First-Place Votes)

1. Georgia State – 121 pts. (11)
2. Louisiana-Lafayette – 110 pts.
3. UALR – 94 pts.
4. UT Arlington – 74 pts.
5. Arkansas State – 73 pts.
6. ULM – 69 pts.
7. Texas State – 43 pts.
8. Troy – 42 pts.
- 9T. Georgia Southern – 38 pts.
- 9T. South Alabama – 38 pts.
11. Appalachian State – 23 pts.

2014-15 Preseason Honors

Athlon Sports
A-State – 7th in Sun Belt Conference

College Sports Madness
Cameron Golden – All-SBC Fourth Team

Lindy's Sports
A-State – 6th in Sun Belt Conference

Sporting News
A-State – 5th in Sun Belt Conference

Blue Ribbon Yearbook
A-State – 4th in Sun Belt Conference

Living-strong: Sophomore forward Anthony Livingston has had little problems adjusting to Division I basketball after transferring from San Jacinto Junior College. He's led the team in scoring three of the team's first four games and finally got A-State's first double-double of the season against Belhaven with 19 points and 10 rebounds, all defensive. So far he leads A-State in points per game (20.3), rebounds per game (7.8), and blocks per game (1.5). His 20.3 PPG average ranks him 21st in the nation in scoring and his field-goal percentage of 63.8 percent ranks him 19th in the country. Both numbers also rank third in the Sun Belt Conference.

Gardner's Great Aim: Redshirt junior guard Sean Gardner scored an A-State season-high 28 points against Belhaven Saturday night. He connected on 10-of-13 shooting from the field and made 8-of-9 three-point attempts. His two, two-point field goals were both on dunks. The first was on an offensive rebound he soared through the air to slam home and the other was on an alley-oop pass. Gardner is third on the team in scoring this year with a 14.5 points per game average. His three-point percentage of 47.1 percent ranks first in the Sun Belt Conference and 26th in the nation.

Doubling Up: A-State has had three players score in double figures all four games this season with Gardner (28), Livingston (19), and Golden (18) registering double digits against Belhaven in the team's most recent contest. Those three have scored in double figures in all games except for the UCA game when Nouhoum Bocoum replaced Gardner by scoring 12 points against the Bears.

The Golden Rule: Junior guard Cameron Golden has registered double-digit points in all four contests this season, with a season-high 18 against coming against Belhaven Saturday night. He connected on five shots, with three coming via the three-pointer, but was also perfect from the free-throw line (5-5). Additionally, he dished out seven assists to no turnovers and had two steals. He is averaging the second most points per game on the team with a 15.5 average that ranks him eighth in the SBC. Golden is also the second leading three-pointer shooter in the conference with a 41.4 percent mark that ranks him 73rd in the nation. He is also the team's leader in steals with a 2.5 SPG average, a mark that ranks third in the SBC and 30th in the country.

Running Waters: Junior forward Charles Waters recorded his first career points against UCA on Dec. 1 when he intercepted a pass and took it coast-to-coast for a slam dunk. He added six points against Belhaven Saturday night with four of his six points coming via the slam dunk. He intercepted a pass and threw it down on the other end for his first points of the night against the Blazers, in similar fashion to his dunk at UCA, and after a layup, added two more points on an alley-oop dunk.

No Rest For the Weary: Anthony Livingston and Cameron Golden are tied for the lead in the Sun Belt Conference in minutes per game with 36:00 each. That total ranks both of them 35th in the nation. Sean Gardner is sixth in the conference with 33:45 minutes per game and ranks 118th in the nation.

National and SBC Rankings: The Red Wolves rank first in the conference in fewest fouls (65) and fewest turnovers (57). The 65 fouls are the least in the nation, while the 57 turnovers are the second fewest in the country. A-State is second in the SBC with a 40.5 percent mark from the field and 31st in the nation.

Number 100: Arkansas State head coach John Brady recorded his 100th win as A-State's head coach with the 67-49 victory over UCA Monday night. He became the fifth coach to register at least 100 wins at Arkansas State joining John Rauth, Nelson Catalina, Dickey Nutt, and Marvin Adams. Adams is the coach above Brady with 111 wins that he tallied from 1976-84.

New Assistants: Carlos Wilson and Mike Scutero will begin their first season at A-State in 2014-15 as assistants on head coach John Brady's staff. Wilson previously was an assistant coach and recruiting coordinator at Odessa (Texas) College while Scutero spent the 2013-14 season as an assistant at Kennesaw (Ga.) State. Prior to KSU, Scutero was an assistant to the head coach (Kermit Davis) and director of basketball operations at Middle Tennessee State from 2010-13.

Did You Know?: Junior forwards Ronnie White and Nouhoum Bocoum were teammates at Paris (Texas) Junior College this past 2013-14 season ... Sophomore guard Daijon Macklien played football at NCAA Division II North Alabama in the 2012 season ... Sean Gardner and junior forward Charles Waters are stepbrothers ... Nouhoum Bocoum wears size 18 shoes ... Cameron Golden has switched his jersey number to one for this upcoming season after wearing zero this past 2013-14 campaign.

Close Ties: Guard Josh Pierre's father, Butch, will embark on his seventh season as the associate men's basketball head coach at Oklahoma State University. Butch spent 11 seasons (1997-08) at LSU as a member of current A-State head coach John Brady's staff, including six as an associate head coach. Josh has a twin brother, Joseph III. Pierre doubled his points production last season by tallying 12 points in eight games after netting six points in four appearances for the 2012-13 campaign.

What's Returning For A-State in 2014-15

Games Started	0.09% (14 of 160)	Points Per Game	Cameron Golden (7.6)
Minutes Played	18.4% (1,208 of 6,575)	Field Goals	Cameron Golden (81)
Field Goals	13.4% (107 of 797)	Field Goal Pct.	Kelvin Downs (.371)
Three-Point Field Goals	15.9% (45 of 282)	Three-Point Field Goals	Cameron Golden (43)
Free Throws	11.9% (66 of 556)	Three-Point FG Pct.	Cameron Golden (.316)
Rebounds	15.7% (151 of 960)	Free Throws	Cameron Golden (39)
Assists	22.6% (96 of 425)	Free-Throw Pct.	Josh Pierre (.667)
Steals	19.9% (43 of 216)	Rebounds Per Game	Cameron Golden (2.5)
Blocks	24.7% (22 of 89)	Assists Per Game	Cameron Golden (1.6)
Points	13.4% (325 of 2,432)	Steals Per Game	Cameron Golden (1.1)
		Blocks Per Game	Kelvin Downs (0.6)

A-STATE'S RECORD WHEN...

At home	1-2
On the road	1-0
At a neutral site	0-0
Leading at half	2-1
Trailing at half	0-0
Tied at half	0-1
In overtime	0-0
Coming off a win	1-0
Coming off a loss	1-2
A-State scores first	2-1
Opponent scores first	0-1
In 1-4 point games	0-1
In 5-9 point games	0-1
In 10-14 point games	0-0
In 15 or more point games	2-0
Leading with 5 minutes left in regulation	2-0
Trailing with 5 minutes left in regulation	0-2
Tied with 5 minutes left in regulation	0-0
Scoring less than 50 points	0-0
Scoring 50-59 points	0-1
Scoring 60-69 points	1-0
Scoring 70-79 points	0-1
Scoring 80-89 points	0-0
Scoring 90-99 points	1-0
Scoring 100 or more points	0-0
Allowing less than 50 points	1-0
Allowing 50-59 points	0-0
Allowing 60-69 points	1-1
Allowing 70-79 points	0-1
Allowing 80-89 points	0-0
Allowing 90-99 points	0-0
Allowing 100 or more points	0-0
Better than 50% FG	1-1
Less than 50% FG	1-1
Opponent at or better than 50% FG	0-0
Opponent less than 50% FG	2-2
Outshooting opponent	2-0
Outshot by opponent	0-2
Same number of shots	0-0
Better than or at 50% 3-PT FG	0-1
Less than 50% 3-PT FG	2-1
Opponent better than or at 50% 3-PT FG	0-0
Opponent less than 50% 3-PT FG	2-2
Better than or at 50% FT	2-2
Less than 50% FT	0-0
Opponent better than or at 50% FT	1-2
Opponent less than 50% FT	1-0
Shooting more free throws than opponent	0-1
Shooting less free throws than opponent	2-1
Free throws are even	0-0
A-State starters outscore opponents	2-2
Opponent's starters outscore A-State	0-0
Starter scoring is even	0-0
Bench scores in double-digits	2-0
Bench outscores opponent	2-0
Opponent bench outscores A-State	0-2
Bench scoring is even	0-0
No A-State players score in double figures	0-0
One player scores in double figures	0-0
Two players score in double figures	0-0
Three or more players score in double figures	2-2
Outrebounding opponent	2-0
Outrebounded by opponent	0-1
Rebounds are even	0-1
10 or more assists	2-0
10 or more steals	1-0
5 or more blocks	1-0
Forcing more turnovers than opponent	1-0
Committing more turnovers than opponent	1-1
Turnovers are even	0-1
In November	0-2
In December	2-0
In January	0-0
In February	0-0
In March	0-0

HEAD COACH JOHN BRADY



A proven winner in the collegiate coaching ranks, John Brady's vision of taking the Arkansas State men's basketball program to the highest competitive level nationally has made the two entities a perfect match.

Brady has certainly become accustomed to success throughout his distinguished coaching career as evidenced by a Final Four appearance and 380 career

victories.

The past two seasons (2012-13 and 2013-14) clearly illustrate Brady's success as A-State has compiled back-to-back 19-win seasons to represent the Red Wolves' most single-season victories since 1997-98 campaign. The 2012-13 team posted a 19-12 overall mark and claimed a Sun Belt Conference (SBC) West Division Championship title while the 2013-14 squad registered a 19-13 overall record.

A new era in A-State men's basketball history began on March 19, 2008 when Brady was announced as the Red Wolves' 15th head coach in the program's history.

Brady has wasted little time making a positive impact on the A-State program as in his initial three years at the helm, he turned the Red Wolves into a success story on the court by capturing a share of the Sun Belt Conference's Western Division Championship title in 2010-11 along with compiling double-digit SBC wins back-to-back for the first time in nearly 20 years and going 13-0 at home.

During his first season with the Red Wolves, Brady helped lead A-State to one of the best starts in program history and achieved the No. 22 ranking on Collegeinsider.com's Top 25 poll.

Brady would take the Red Wolves a step further in his second season (2009-10), improving their record to 17-14 while making a Sun Belt Conference Tournament Semifinal appearance and finishing second in the SBC's West Division. For his efforts, Brady was named Sun Belt Coach of the Year and the District VII Coach of the Year by the USBWA.

For the 2009-10 season, A-State registered an 11-7 SBC record which signified its best conference mark since the 2006-07 campaign when A-State achieved an identical league mark. A-State's 11 wins represented the seventh time in which the Red Wolves compiled a double-digit league victories total since joining the Sun Belt. A-State would then duplicate its SBC wins in the 2010-11 season by finishing with an 11-5 conference ledger.

Prior to Arkansas State, Brady spent 10-plus seasons serving as LSU's head coach. During his tenure at the school, Brady guided the Tigers to six post-season berths, two Southeastern Conference (SEC) Championship crowns and three SEC Western Division titles. With his success, Brady was tabbed as the SEC Coach of the Year twice (1999-00 and 2005-06).

Brady's 16-year tenure as a head coach at both LSU and Samford in Birmingham, Alabama, has been decorated with achievements. He has coached a combined 25 All-TAAC and SEC selections, 48 academic all-conference choices, posted 11 winning seasons and collected five division championships. Brady compiled up the third most wins in LSU history with 192 and left Samford after the 1996-97 season as the Bulldog's all-time leader in coaching victories (89) as well.

Brady quickly turned around an LSU's men's basketball program that had suffered four consecutive losing seasons prior to his arrival, leading the Tigers to a 28-6 record, an SEC Championship and an NCAA Sweet 16 appearance in just his third season (1999-00) at the helm. Under Brady's direction, the Tigers recorded six consecutive winning seasons from 2001-02 to 2006-07 while making three trips to the NCAA Tournament and two more to the NIT. The 2005-06 campaign saw LSU post a 27-9 overall record and advance to the Final Four for the first time in 20 years.

Not only did Brady coach the Tigers to 23 wins versus ranked opponents, he also led them to victories over two teams ranked No. 1 in the Associated Press Poll (Arizona in 2002-03 and Duke in 2005-06). Additionally, he orchestrated a 19-game home win-

ning streak over SEC opponents, the third longest stretch in LSU history.

While at LSU, Brady coached two NBA Lottery picks and six current NBA players. The Tigers signed nine Parade All-Americans and four McDonald All-Americans under Brady, who also coached three SEC Players of the Year, four players named SEC Freshman of the Year, one SEC Scholar-Athlete of the Year and 17 All-SEC selections.

Prior to taking over the reigns at LSU, Brady served as Samford's head coach from 1991-92 through 1996-97. He quickly turned around a Samford program, which was coming off six straight losing seasons, by guiding the Bulldogs to a 17-10 overall record in just his second season. Brady went on to lead Samford to three consecutive winning seasons (1995-97) for the first time since 1982-84, culminating in a 19-9 overall record and division crown in 1997. SU placed first in the Trans America Athletic Conference's (TAAC) West Division in each of Brady's final two seasons for the first time in program history.

Brady's four winning seasons at Samford represented the first for any coach at the school. He directed SU to an 89-77 record after the Bulldogs went 27-83 the four seasons prior to his initial year. Brady coached eight All-TAAC and 14 Academic All-TAAC student-athletes over six seasons at Samford.

A native of McComb, Miss., native, Brady earned his bachelor's degree from Belhaven College in 1976. He was a three-year starter at BC and scored over 1,000 career points. Brady, a two-time All-Southern States Conference selection, was inducted into his alma mater's Hall of Fame.

Brady began his coaching career as a graduate assistant for the Mississippi State men's basketball program where he earned his master's degree from 1976-77. Brady took his first head coaching position in 1977 at Louisiana's Crowley High School and led the basketball squad to a 129-49 (.725) overall record in five seasons. He was honored as the 1981 Louisiana Sports Writers Association Class 3-A Coach of the Year.

Brady returned to the college coaching ranks in 1982 as an assistant coach at Mississippi State. He spent eight years with the Bulldogs, the first four seasons under coach Bob Hoyt and the preceding four as a chief recruiter for coach Richard Williams. Following his tenure at MSU, Brady returned to Louisiana to serve as an assistant coach at the University of New Orleans. Brady helped lead UNO to a NCAA Tournament berth in his only season with the Privateers.

BRADY'S YEAR-BY-YEAR AT A-STATE

SEASON	OVERALL			CONFERENCE			FINISH
	W	L	Pct.	W	L	Pct.	
2008-09	13	17	.434	5	13	.278	7th-West
2009-10	17	14	.548	11	7	.611	2nd-West
2010-11	17	15	.531	11	5	.687	WD Champs
2011-12	14	20	.412	6	10	.375	5th-West
2012-13	19	12	.633	12	8	.600	WD Champs
2013-14	19	13	.594	10	8	.556	4th
2014-15	2	2	.500	0	0	.000	
TOTALS	101	93	.521	55	51	.519	

WD – West Division Champions

BRADY'S A-STATE RECORD BREAKDOWN

MONTH	OVERALL	HOME	AWAY	NEUTRAL
NOVEMBER	18-18	10-4	8-10	0-4
DECEMBER	27-19	20-5	7-14	0-0
JANUARY	28-23	21-7	7-16	0-0
FEBRUARY	22-23	15-5	7-18	0-0
MARCH	6-10	1-2	0-3	5-5

CAREER TOTAL – 101-93

HOME – 67-23;

AWAY – 29-61;

NEUTRAL – 5-9



2014-15 Arkansas State Men's Basketball Roster

NO.	NAME	HT.	WT.	YR.	POS.	Ex.	HOMETOWN/LAST SCHOOL
0	Daijon Macklien	6-1	195	So.	G	JC	Los Angeles, Calif./Chattahoochee Valley CC
1	Cameron Golden	6-0	158	Jr.	G	2L	Memphis, Tenn./Ridgeway
2	Connor Kern	6-4	189	Fr.	G	HS	Pickerington, Ohio/Pickerington Central
3	Devin Carter*	6-4	209	Jr.	G	TR	Champaign, Ill./Kent State
4	Josh Pierre	6-0	184	Jr.	G	2L	Baton Rouge, La./Stillwater, Okla.
5	PJ Hardwick	5-11	167	RSo.	G	TR	Miami, Fla./North Texas
10	Frederic Dure	6-5	165	Jr.	G	JC	Montreal, Quebec/Sheridan College
11	Charles Waters	6-6	186	Jr.	F	JC	Memphis, Tenn./Southwest Tennessee CC
12	Sean Gardner	6-5	178	RJr.	G	RS	Memphis, Tenn./Motlow JC
13	C.J. Foster	6-3	180	So.	G	JC	Lilburn, Ga./Roane State
14	Kelvin Downs	6-9	230	Jr.	F	2L	Arlington, Texas/Juan Seguin
20	Josh Bowling	6-5	205	Fr.	F	HS	Benton, Ark./Benton
22	Tyler Cordoni	6-7	225	Fr.	F	HS	Kailua, Hawaii/Wiesbaden, Germany
24	Anthony Livingston	6-8	230	So.	F	JC	Washington, D.C./San Jacinto College
25	Ronnie White	6-9	235	Jr.	F	JC	Chicago, Ill./Paris JC
33	Nouhoum Bocoum	6-10	270	Jr.	C	JC	Harlem, N.Y./Paris JC

* – Ineligible 2014-15 season due to NCAA Transfer Rule

Coaching Staff:

HEAD COACH: John Brady (7th Year)

ASSOCIATE HEAD COACH: Melvin Haralson (4th Year)

ASSISTANT COACHES: Carlos Wilson (1st Year), Mike Scutero (1st year)

DIRECTOR OF BASKETBALL OPERATIONS: Kyle Drake (1st Year)

Pronunciation Guide:

Nouhoum Bocoum - NA-hoom BA-coom

Daijon Macklien - DAY-john MAC-clean

Red Wolves by State/Country

Tennessee (3)

Memphis - Cameron Golden

Memphis - Charles Waters

Memphis - Sean Gardner

Illinois (2)

Champaign - Devin Carter

Chicago - Ronnie White

California (1)

Los Angeles - Daijon Macklien

Ohio (1)

Pickerington - Connor Kern

Louisiana (1)

Baton Rouge - Josh Pierre

Florida (1)

Miami - PJ Hardwick

Georgia (1)

Lilburn - C.J. Foster

Texas (1)

Arlington - Kelvin Downs

Arkansas (1)

Benton - Josh Bowling

Hawaii (1)

Kailua - Tyler Cordoni

New York (1)


Harlem - Nouhoum Bocoum

Distict of Columbia (1)

Washington, D.C. - Anthony Livingston

Canada (1)

Montreal, Quebec - Frederic Dure




0 – Dajon Macklien

Sophomore - Guard
6-1 - 195
Los Angeles, Calif.



1 – Cameron Golden

Junior - Guard
6-0 - 158
Memphis, Tenn.



2 – Connor Kern

Freshman - Guard
6-4 - 189
Pickerington, Ohio



3 – Devin Carter

Junior - Guard
6-4 - 209
Champaign, Ill.




4 – Josh Pierre

Junior - Guard
6-0 - 184
Baton Rouge, La.



5 – PJ Hardwick

R-Sophomore - Guard
5-10 - 167
Miami, Fla.




10 – Frederic Dure

Junior - Guard
6-5 - 165
Montreal, Quebec



11 – Charles Waters

Junior - Forward
6-6 - 186
Memphis, Tenn.




12 – Sean Gardner

R-Junior - Guard
6-5 - 178
Memphis, Tenn.




13 – C.J. Foster

Sophomore - Guard
6-3 - 180
Lilburn, Ga.



14 – Kelvin Downs

Junior - Forward
6-9 - 230
Arlington, Texas




20 – Josh Bowling

Freshman - Forward
6-5 - 205
Benton, Ark.



22 – Tyler Cordon

Freshman - Forward
6-7 - 225
Kailua, Hawaii



24 – Anthony Livingston

Sophomore - Forward
6-8 - 230
Washington, D.C.



25 – Ronnie White

Junior - Forward
6-9 - 225
Chicago, Ill.



33 – Nouhoum Bocoum

Junior H Center
6-10 H 270
Harlem, N.Y.



John Brady

Head Coach
7th Season



Melvin Haralson

Associate Head Coach
4th Season



Carlos Wilson

Assistant Coach
1st Season



Mike Scutero

Assistant Coach
1st Season



2014-15 RADIO/TV ROSTER





Arkansas State Combined Team Statistics (as of Dec 06, 2014) All games



RECORD:	OVERALL	HOME	AWAY	NEUTRAL
ALL GAMES	2-2	1-2	1-0	0-0
CONFERENCE	0-0	0-0	0-0	0-0
NON-CONFERENCE	2-2	1-2	1-0	0-0

##	Player	gp-gs	min	avg	Total		3-Point		F-Throw		Rebounds						a	to	blk	stl	pts	avg
					fg-fga	fg%	3fg-fga	3fg%	ft-fa	ft%	off	def	tot	avg	pf	dq						
24	Livingston, Anthon	4-4	144	36.0	30-47	.63	6-10	.60	15-21	.71	7	24	31	7.8	8	0	3	13	6	5	81	20.3
01	Golden, Cameron	4-4	144	36.0	19-52	.36	12-29	.41	12-17	.70	2	6	8	2.0	7	0	18	7	0	10	62	15.5
12	Gardner, Sean	4-4	135	33.8	22-42	.52	11-23	.47	3-6	.50	7	15	22	5.5	7	0	3	8	2	4	58	14.5
14	Downs, Kelvin	4-4	74	18.5	9-20	.45	0-2	.00	6-9	.66	2	10	12	3.0	9	0	1	6	2	1	24	6.0
05	Hardwick, PJ	2-2	72	36.0	3-8	.37	0-0	.00	5-7	.71	5	6	11	5.5	5	0	12	8	0	3	11	5.5
33	Bocoum, Nouhou	4-0	40	10.0	9-16	.56	0-1	.00	2-2	1.000	10	12	22	5.5	7	0	0	1	4	1	20	5.0
13	Foster, C.J.	4-2	79	19.8	5-10	.50	0-2	.00	7-10	.70	3	3	6	1.5	11	1	4	6	1	0	17	4.3
11	Waters, Charles	3-0	39	13.0	4-8	.50	0-0	.00	1-2	.50	2	6	8	2.7	4	0	0	2	0	3	9	3.0
25	White, Ronnie	2-0	16	8.0	1-3	.33	0-0	.00	2-2	1.000	2	5	7	3.5	1	0	0	1	0	0	4	2.0
00	Macklien, Daijon	4-0	50	12.5	3-10	.30	1-6	.16	0-0	.00	1	1	2	0.5	5	0	3	4	0	1	7	1.8
04	Pierre, Josh	3-0	7	2.3	0-1	.00	0-1	.00	0-0	.00	0	1	1	0.3	0	0	0	0	0	1	0	0.0
Team											9	4	13		1			1				
Total.....		4	800		105-217	.48	30-74	.40	53-76	.69	50	93	143	35.8	65	1	44	57	15	29	293	73.2
Opponents.....		4	800		90-214	.42	32-88	.36	43-78	.55	47	75	122	30.5	77	-	44	59	9	30	255	63.8

TEAM STATISTICS	ASU	OPP	Date	Opponent	Score	Att.
SCORING	293	255	11/17/14	UT MARTIN	L 73-75	1517
Points per game	73.2	63.8	11/25/14	LAMAR	L 58-63	1534
Scoring margin	+9.5	-	12/1/14	at Central Arkansas	W 67-49	1734
FIELD GOALS-ATT	105-217	90-214	12/6/14	BELHAVEN	W 95-68	1406
Field goal pct	.484	.421	* - Conference game			
3 POINT FG-ATT	30-74	32-88				
3-point FG pct	.405	.364				
3-pt FG made per gam	7.5	8.0				
FREE THROWS-ATT	53-76	43-78				
Free throw pct	.697	.551				
F-Throws made per ga	13.3	10.8				
REBOUNDS	143	122				
Rebounds per game	35.8	30.5				
Rebounding margin	+5.3	-				
ASSISTS	44	44				
Assists per game	11.0	11.0				
TURNOVERS	57	59				
Turnovers per game	14.3	14.8				
Turnover margin	+0.5	-				
Assist/turnover ratio	0.8	0.7				
STEALS	29	30				
Steals per game	7.3	7.5				
BLOCKS	15	9				
Blocks per game	3.8	2.3				
ATTENDANCE	4457	1734				
Home games-Avg/Gam	3-1486	1-1734				
Neutral site-Avg/Game	-	0-0				

Score by Periods	1st	2nd	Totals
Arkansas State	141	152	293
Opponents	112	143	255



Arkansas State Team Game-by-Game (as of Dec 09, 2014) All games



TEAM STATISTICS

Opponent	Date	Score		Total		3-Pointers		Free throws		Rebounds										
				fg-fga	pct	3fg-fga	pct	ft-fta	pct	off	def	tot	avg	pf	a	t/o	blk	stl	pts	avg
UT MARTIN	11/17/	73-75	L	26-45	.57	6-11	.54	15-20	.75	4	23	27	27.0	18	6	16	1	6	73	73.0
LAMAR	11/25/	58-63	L	19-46	.41	5-17	.29	15-25	.60	12	20	32	29.5	17	8	15	3	3	58	65.5
at Central Arkansas	12/1/1	67-49	W	26-58	.44	6-19	.31	9-16	.56	17	20	37	32.0	16	10	14	7	11	67	66.0
BELHAVEN	12/6/1	95-68	W	34-68	.50	13-27	.48	14-15	.93	17	30	47	35.8	14	20	12	4	9	95	73.2
Arkansas State		293		105-217	.484	30-74	.405	53-76	.697	50	93	143	35.8	65	44	57	15	29	293	73.2
Opponents		255		90-214	.421	32-88	.364	43-78	.551	47	75	122	30.5	77	44	59	9	30	255	63.8

Games played: 4
Points/game: 73.2
FG Pct: 48.4
3FG Pct: 40.5
FT Pct: 69.7

Rebounds/game: 35.8
Assists/game: 11.0
Turnovers/game: 14.3
Assist/turnover ratio: 0.8
Steals/game: 7.3
Blocks/game: 3.8



Arkansas State Team High/Low Analysis (as of Dec 09, 2014)
All games



Arkansas State - TEAM GAME HIGHS

POINTS	95	BELHAVEN (12/6/14)
	73	UT MARTIN (11/17/14)
	67	at Central Arkansas (12/1/14)
	58	LAMAR (11/25/14)
FIELD GOALS MADE	34	BELHAVEN (12/6/14)
	26	at Central Arkansas (12/1/14)
	26	UT MARTIN (11/17/14)
FIELD GOAL ATTEMPTS	68	BELHAVEN (12/6/14)
	58	at Central Arkansas (12/1/14)
FIELD GOAL PERCENTAGE	.578 (26-45)	UT MARTIN (11/17/14)
	.500 (34-68)	BELHAVEN (12/6/14)
3 PT FIELD GOALS MADE	13	BELHAVEN (12/6/14)
	6	at Central Arkansas (12/1/14)
	6	UT MARTIN (11/17/14)
3 PT FG ATTEMPTS	27	BELHAVEN (12/6/14)
	19	at Central Arkansas (12/1/14)
3 PT FG PERCENTAGE	.545 (6-11)	UT MARTIN (11/17/14)
	.481 (13-27)	BELHAVEN (12/6/14)
FREE THROWS MADE	15	LAMAR (11/25/14)
	15	UT MARTIN (11/17/14)
FREE THROW ATTEMPTS	25	LAMAR (11/25/14)
	20	UT MARTIN (11/17/14)
FREE THROW PERCENTAGE	.933 (14-15)	BELHAVEN (12/6/14)
	.750 (15-20)	UT MARTIN (11/17/14)
REBOUNDS	47	BELHAVEN (12/6/14)
	37	at Central Arkansas (12/1/14)
ASSISTS	20	BELHAVEN (12/6/14)
	10	at Central Arkansas (12/1/14)
STEALS	11	at Central Arkansas (12/1/14)
	9	BELHAVEN (12/6/14)
BLOCKED SHOTS	7	at Central Arkansas (12/1/14)
	4	BELHAVEN (12/6/14)
TURNOVERS	16	UT MARTIN (11/17/14)
	15	LAMAR (11/25/14)
FOULS	18	UT MARTIN (11/17/14)
	17	LAMAR (11/25/14)



Arkansas State High/Low Analysis (as of Dec 09, 2014)
All games



Opponent - GAME HIGHS

POINTS	75	UT MARTIN (11/17/14)
	68	BELHAVEN (12/6/14)
	63	LAMAR (11/25/14)
	49	at Central Arkansas (12/1/14)
FIELD GOALS MADE	26	UT MARTIN (11/17/14)
	24	LAMAR (11/25/14)
FIELD GOAL ATTEMPTS	56	BELHAVEN (12/6/14)
	55	UT MARTIN (11/17/14)
FIELD GOAL PERCENTAGE	. 473 (26-55)	UT MARTIN (11/17/14)
	. 453 (24-53)	LAMAR (11/25/14)
3 PT FIELD GOALS MADE	11	BELHAVEN (12/6/14)
	8	at Central Arkansas (12/1/14)
	8	UT MARTIN (11/17/14)
3 PT FG ATTEMPTS	30	BELHAVEN (12/6/14)
	21	at Central Arkansas (12/1/14)
3 PT FG PERCENTAGE	. 400 (8-20)	UT MARTIN (11/17/14)
	. 381 (8-21)	at Central Arkansas (12/1/14)
FREE THROWS MADE	15	UT MARTIN (11/17/14)
	11	BELHAVEN (12/6/14)
FREE THROW ATTEMPTS	24	UT MARTIN (11/17/14)
	19	BELHAVEN (12/6/14)
FREE THROW PERCENTAGE	. 625 (15-24)	UT MARTIN (11/17/14)
	. 588 (10-17)	LAMAR (11/25/14)
REBOUNDS	36	at Central Arkansas (12/1/14)
	32	LAMAR (11/25/14)
ASSISTS	13	BELHAVEN (12/6/14)
	11	UT MARTIN (11/17/14)
STEALS	11	UT MARTIN (11/17/14)
	8	LAMAR (11/25/14)
BLOCKED SHOTS	5	at Central Arkansas (12/1/14)
	3	BELHAVEN (12/6/14)
TURNOVERS	21	at Central Arkansas (12/1/14)
	15	LAMAR (11/25/14)
FOULS	25	LAMAR (11/25/14)
	19	at Central Arkansas (12/1/14)



Arkansas State High/Low Analysis (as of Dec 09, 2014)
All games



Arkansas State - GAME LOWS

POINTS	58	LAMAR (11/25/14)
	67	at Central Arkansas (12/1/14)
	73	UT MARTIN (11/17/14)
	95	BELHAVEN (12/6/14)
FIELD GOALS MADE	19	LAMAR (11/25/14)
	26	UT MARTIN (11/17/14)
	26	at Central Arkansas (12/1/14)
FIELD GOAL ATTEMPTS	45	UT MARTIN (11/17/14)
	46	LAMAR (11/25/14)
FIELD GOAL PERCENTAGE	.413 (19-46)	LAMAR (11/25/14)
	.448 (26-58)	at Central Arkansas (12/1/14)
3 PT FIELD GOALS MADE	5	LAMAR (11/25/14)
	6	UT MARTIN (11/17/14)
	6	at Central Arkansas (12/1/14)
3 PT FG ATTEMPTS	11	UT MARTIN (11/17/14)
	17	LAMAR (11/25/14)
3 PT FG PERCENTAGE	.294 (5-17)	LAMAR (11/25/14)
	.316 (6-19)	at Central Arkansas (12/1/14)
FREE THROWS MADE	9	at Central Arkansas (12/1/14)
	14	BELHAVEN (12/6/14)
FREE THROW ATTEMPTS	15	BELHAVEN (12/6/14)
	16	at Central Arkansas (12/1/14)
FREE THROW PERCENTAGE	.563 (9-16)	at Central Arkansas (12/1/14)
	.600 (15-25)	LAMAR (11/25/14)
REBOUNDS	27	UT MARTIN (11/17/14)
	32	LAMAR (11/25/14)
ASSISTS	6	UT MARTIN (11/17/14)
	8	LAMAR (11/25/14)
STEALS	3	LAMAR (11/25/14)
	6	UT MARTIN (11/17/14)
BLOCKED SHOTS	1	UT MARTIN (11/17/14)
	3	LAMAR (11/25/14)
TURNOVERS	12	BELHAVEN (12/6/14)
	14	at Central Arkansas (12/1/14)
FOULS	14	BELHAVEN (12/6/14)
	16	at Central Arkansas (12/1/14)



Arkansas State High/Low Analysis (as of Dec 09, 2014)
All games



Opponent - GAME LOWS

POINTS	49	at Central Arkansas (12/1/14)
	63	LAMAR (11/25/14)
	68	BELHAVEN (12/6/14)
	75	UT MARTIN (11/17/14)
FIELD GOALS MADE	17	at Central Arkansas (12/1/14)
	23	BELHAVEN (12/6/14)
FIELD GOAL ATTEMPTS	50	at Central Arkansas (12/1/14)
	53	LAMAR (11/25/14)
FIELD GOAL PERCENTAGE	.340 (17-50)	at Central Arkansas (12/1/14)
	.411 (23-56)	BELHAVEN (12/6/14)
3 PT FIELD GOALS MADE	5	LAMAR (11/25/14)
	8	UT MARTIN (11/17/14)
	8	at Central Arkansas (12/1/14)
3 PT FG ATTEMPTS	17	LAMAR (11/25/14)
	20	UT MARTIN (11/17/14)
3 PT FG PERCENTAGE	.294 (5-17)	LAMAR (11/25/14)
	.367 (11-30)	BELHAVEN (12/6/14)
FREE THROWS MADE	7	at Central Arkansas (12/1/14)
	10	LAMAR (11/25/14)
FREE THROW ATTEMPTS	17	LAMAR (11/25/14)
	18	at Central Arkansas (12/1/14)
FREE THROW PERCENTAGE	.389 (7-18)	at Central Arkansas (12/1/14)
	.579 (11-19)	BELHAVEN (12/6/14)
REBOUNDS	24	BELHAVEN (12/6/14)
	30	UT MARTIN (11/17/14)
ASSISTS	10	LAMAR (11/25/14)
	10	at Central Arkansas (12/1/14)
STEALS	4	at Central Arkansas (12/1/14)
	7	BELHAVEN (12/6/14)
BLOCKED SHOTS	0	UT MARTIN (11/17/14)
	1	LAMAR (11/25/14)
TURNOVERS	11	BELHAVEN (12/6/14)
	12	UT MARTIN (11/17/14)
FOULS	15	BELHAVEN (12/6/14)
	18	UT MARTIN (11/17/14)



Arkansas State Individual Game-by-Game (as of Dec 09, 2014)

All games



#00 Macklin, Daijon

Opponent	Date	gs	min	Total		3-Pointers		Free throws		Rebounds				pf	a	t/o	blk	stl	pts	avg
				fg-fga	pct	3fg-fga	pct	ft-fa	pct	off	def	tot	avg							
UT MARTIN	11/17/		20	0-1	.00	0-1	.00	0-0	.00	0	0	0	0.0	1	2	3	0	0	0	0.0
LAMAR	11/25/		17	1-4	.25	0-1	.00	0-0	.00	0	1	1	0.5	2	0	0	0	0	2	1.0
at Central Arkansas	12/1/1		7	0-1	.00	0-1	.00	0-0	.00	0	0	0	0.3	2	0	1	0	0	0	0.7
BELHAVEN	12/6/1		6	2-4	.50	1-3	.33	0-0	.00	1	0	1	0.5	0	1	0	0	1	5	1.8
Totals		0	50	3-10	.30	1-6	.16	0-0	.00	1	1	2	0.5	5	3	4	0	1	7	1.8

Games played: 4
 Minutes/game: 12.5
 Points/game: 1.8
 FG Pct: 30.0
 3FG Pct: 16.7

Rebounds/game: 0.5
 Assists/game: 0.8
 Turnovers/game: 1.0
 Assist/turnover ratio: 0.8
 Steals/game: 0.3

#01 Golden, Cameron

Opponent	Date	gs	min	Total		3-Pointers		Free throws		Rebounds				pf	a	t/o	blk	stl	pts	avg
				fg-fga	pct	3fg-fga	pct	ft-fa	pct	off	def	tot	avg							
UT MARTIN	11/17/	*	37	5-9	.55	3-3	1.00	4-6	.66	0	4	4	4.0	2	3	2	0	2	17	17.0
LAMAR	11/25/	*	40	4-13	.30	2-6	.33	3-6	.50	1	2	3	3.5	2	4	4	0	1	13	15.0
at Central Arkansas	12/1/1	*	33	5-15	.33	4-10	.40	0-0	.00	0	0	0	2.3	2	4	1	0	5	14	14.7
BELHAVEN	12/6/1	*	34	5-15	.33	3-10	.30	5-5	1.00	1	0	1	2.0	1	7	0	0	2	18	15.5
Totals		4	144	19-52	.36	12-29	.41	12-17	.70	2	6	8	2.0	7	18	7	0	10	62	15.5

Games played: 4
 Minutes/game: 36.0
 Points/game: 15.5
 FG Pct: 36.5
 3FG Pct: 41.4
 FT Pct: 70.6

Rebounds/game: 2.0
 Assists/game: 4.5
 Turnovers/game: 1.8
 Assist/turnover ratio: 2.6
 Steals/game: 2.5

#04 Pierre, Josh

Opponent	Date	gs	min	Total		3-Pointers		Free throws		Rebounds				pf	a	t/o	blk	stl	pts	avg
				fg-fga	pct	3fg-fga	pct	ft-fa	pct	off	def	tot	avg							
UT MARTIN	11/17/		3	0-0	.00	0-0	.00	0-0	.00	0	1	1	1.0	0	0	0	0	0	0	0.0
LAMAR	11/25/		2	0-1	.00	0-1	.00	0-0	.00	0	0	0	0.5	0	0	0	0	0	0	0.0
BELHAVEN	12/6/1		2	0-0	.00	0-0	.00	0-0	.00	0	0	0	0.3	0	0	0	0	1	0	0.0
Totals		0	7	0-1	.00	0-1	.00	0-0	.00	0	1	1	0.3	0	0	0	0	1	0	0.0

Games played: 3
 Minutes/game: 2.3
 FG Pct: 0.0
 3FG Pct: 0.0

Rebounds/game: 0.3
 Steals/game: 0.3

#05 Hardwick, PJ

Opponent	Date	gs	min	Total		3-Pointers		Free throws		Rebounds				pf	a	t/o	blk	stl	pts	avg
				fg-fga	pct	3fg-fga	pct	ft-fa	pct	off	def	tot	avg							
at Central Arkansas	12/1/1	*	35	1-2	.50	0-0	.00	4-6	.66	1	4	5	5.0	4	3	5	0	2	6	6.0
BELHAVEN	12/6/1	*	37	2-6	.33	0-0	.00	1-1	1.00	4	2	6	5.5	1	9	3	0	1	5	5.5
Totals		2	72	3-8	.37	0-0	.00	5-7	.71	5	6	11	5.5	5	12	8	0	3	11	5.5

Games played: 2
 Minutes/game: 36.0
 Points/game: 5.5
 FG Pct: 37.5
 FT Pct: 71.4

Rebounds/game: 5.5
 Assists/game: 6.0
 Turnovers/game: 4.0
 Assist/turnover ratio: 1.5
 Steals/game: 1.5



Arkansas State Individual Game-by-Game (as of Dec 09, 2014)
All games



#11 Waters, Charles

Opponent	Date	gs	min	Total		3-Pointers		Free throws		Rebounds				pf	a	t/o	blk	stl	pts	avg
				fg-fga	pct	3fg-fga	pct	ft-fa	pct	off	def	tot	avg							
LAMAR	11/25/		11	0-1	.00	0-0	.00	0-0	.00	0	1	1	1.0	1	0	1	0	0	0	0.0
at Central Arkansas	12/1/1		13	1-2	.50	0-0	.00	1-2	.50	1	3	4	2.5	2	0	0	0	2	3	1.5
BELHAVEN	12/6/1		15	3-5	.60	0-0	.00	0-0	.00	1	2	3	2.7	1	0	1	0	1	6	3.0
Totals		0	39	4-8	.50	0-0	.00	1-2	.50	2	6	8	2.7	4	0	2	0	3	9	3.0

Games played: 3
Minutes/game: 13.0
Points/game: 3.0
FG Pct: 50.0
FT Pct: 50.0

Rebounds/game: 2.7
Turnovers/game: 0.7
Steals/game: 1.0

#12 Gardner, Sean

Opponent	Date	gs	min	Total		3-Pointers		Free throws		Rebounds				pf	a	t/o	blk	stl	pts	avg
				fg-fga	pct	3fg-fga	pct	ft-fa	pct	off	def	tot	avg							
UT MARTIN	11/17/	*	38	6-9	.66	1-3	.33	2-4	.50	1	3	4	4.0	2	0	4	0	2	15	15.0
LAMAR	11/25/	*	30	4-10	.40	2-6	.33	1-2	.50	0	2	2	3.0	2	1	1	0	0	11	13.0
at Central Arkansas	12/1/1	*	32	2-10	.20	0-5	.00	0-0	.00	5	3	8	4.7	1	1	2	0	1	4	10.0
BELHAVEN	12/6/1	*	35	10-13	.76	8-9	.88	0-0	.00	1	7	8	5.5	2	1	1	2	1	28	14.5
Totals		4	135	22-42	.52	11-23	.47	3-6	.50	7	15	22	5.5	7	3	8	2	4	58	14.5

Games played: 4
Minutes/game: 33.8
Points/game: 14.5
FG Pct: 52.4
3FG Pct: 47.8
FT Pct: 50.0

Rebounds/game: 5.5
Assists/game: 0.8
Turnovers/game: 2.0
Assist/turnover ratio: 0.4
Steals/game: 1.0
Blocks/game: 0.5

#13 Foster, C. J.

Opponent	Date	gs	min	Total		3-Pointers		Free throws		Rebounds				pf	a	t/o	blk	stl	pts	avg
				fg-fga	pct	3fg-fga	pct	ft-fa	pct	off	def	tot	avg							
UT MARTIN	11/17/	*	23	3-5	.60	0-1	.00	1-1	1.00	1	0	1	1.0	5	1	3	0	0	7	7.0
LAMAR	11/25/	*	31	0-1	.00	0-0	.00	3-4	.75	0	2	2	1.5	3	1	1	0	0	3	5.0
at Central Arkansas	12/1/1		13	1-2	.50	0-1	.00	2-4	.50	1	1	2	1.7	2	1	0	1	0	4	4.7
BELHAVEN	12/6/1		12	1-2	.50	0-0	.00	1-1	1.00	1	0	1	1.5	1	1	2	0	0	3	4.3
Totals		2	79	5-10	.50	0-2	.00	7-10	.70	3	3	6	1.5	11	4	6	1	0	17	4.3

Games played: 4
Minutes/game: 19.8
Points/game: 4.3
FG Pct: 50.0
3FG Pct: 0.0
FT Pct: 70.0

Rebounds/game: 1.5
Assists/game: 1.0
Turnovers/game: 1.5
Assist/turnover ratio: 0.7
Blocks/game: 0.3

#14 Downs, Kelvin

Opponent	Date	gs	min	Total		3-Pointers		Free throws		Rebounds				pf	a	t/o	blk	stl	pts	avg
				fg-fga	pct	3fg-fga	pct	ft-fa	pct	off	def	tot	avg							
UT MARTIN	11/17/	*	23	3-4	.75	0-0	.00	2-2	1.00	0	1	1	1.0	4	0	1	0	0	8	8.0
LAMAR	11/25/	*	18	2-5	.40	0-0	.00	3-5	.60	1	2	3	2.0	1	0	3	0	0	7	7.5
at Central Arkansas	12/1/1	*	14	2-4	.50	0-0	.00	0-1	.00	1	2	3	2.3	1	0	0	1	1	4	6.3
BELHAVEN	12/6/1	*	19	2-7	.28	0-2	.00	1-1	1.00	0	5	5	3.0	3	1	2	1	0	5	6.0
Totals		4	74	9-20	.45	0-2	.00	6-9	.66	2	10	12	3.0	9	1	6	2	1	24	6.0

Games played: 4
Minutes/game: 18.5
Points/game: 6.0
FG Pct: 45.0
3FG Pct: 0.0
FT Pct: 66.7

Rebounds/game: 3.0
Assists/game: 0.3
Turnovers/game: 1.5
Assist/turnover ratio: 0.2
Steals/game: 0.3
Blocks/game: 0.5



Arkansas State Individual Game-by-Game (as of Dec 09, 2014)
All games



#24 Livingston, Anthony

Opponent	Date	gs	min	Total		3-Pointers		Free throws		Rebounds				pf	a	t/o	blk	stl	pts	avg	
				fg-fga	pct	3fg-fga	pct	ft-fga	pct	off	def	tot	avg								
UT MARTIN	11/17/	*	38	9-15	.60	2-3	.66	6-7	.85	2	7	9	9.0	2	0	2	1	2	26	26.0	
LAMAR	11/25/	*	39	6-8	.75	1-3	.33	3-6	.50	4	5	9	9.0	2	2	4	2	1	16	21.0	
at Central Arkansas	12/1/1	*	35	8-13	.61	2-2	1.00	2-3	.66	1	2	3	7.0	0	1	4	2	0	20	20.7	
BELHAVEN	12/6/1	*	32	7-11	.63	1-2	.50	4-5	.80	0	10	10	7.8	4	0	3	1	2	19	20.3	
Totals			4	144	30-47	.63	6-10	.60	15-21	.71	7	24	31	7.8	8	3	13	6	5	81	20.3

Games played: 4
Minutes/game: 36.0
Points/game: 20.3
FG Pct: 63.8
3FG Pct: 60.0
FT Pct: 71.4

Rebounds/game: 7.8
Assists/game: 0.8
Turnovers/game: 3.3
Assist/turnover ratio: 0.2
Steals/game: 1.3
Blocks/game: 1.5

#25 White, Ronnie

Opponent	Date	gs	min	Total		3-Pointers		Free throws		Rebounds				pf	a	t/o	blk	stl	pts	avg
				fg-fga	pct	3fg-fga	pct	ft-fga	pct	off	def	tot	avg							
UT MARTIN	11/17/		13	0-2	.00	0-0	.00	0-0	.00	0	4	4	4.0	1	0	1	0	0	0	0.0
BELHAVEN	12/6/1		3	1-1	1.00	0-0	.00	2-2	1.00	2	1	3	3.5	0	0	0	0	0	4	2.0
Totals		0	16	1-3	.33	0-0	.00	2-2	1.00	2	5	7	3.5	1	0	1	0	0	4	2.0

Games played: 2
Minutes/game: 8.0
Points/game: 2.0
FG Pct: 33.3
FT Pct: 100.0

Rebounds/game: 3.5
Turnovers/game: 0.5

#33 Bocoum, Nouhoum

Opponent	Date	gs	min	Total		3-Pointers		Free throws		Rebounds				pf	a	t/o	blk	stl	pts	avg
				fg-fga	pct	3fg-fga	pct	ft-fga	pct	off	def	tot	avg							
UT MARTIN	11/17/		5	0-0	.00	0-0	.00	0-0	.00	0	2	2	2.0	1	0	0	0	0	0	0.0
LAMAR	11/25/		12	2-3	.66	0-0	.00	2-2	1.00	3	4	7	4.5	4	0	1	1	1	6	3.0
at Central Arkansas	12/1/1		18	6-9	.66	0-0	.00	0-0	.00	5	4	9	6.0	1	0	0	3	0	12	6.0
BELHAVEN	12/6/1		5	1-4	.25	0-1	.00	0-0	.00	2	2	4	5.5	1	0	0	0	0	2	5.0
Totals		0	40	9-16	.56	0-1	.00	2-2	1.00	10	12	22	5.5	7	0	1	4	1	20	5.0

Games played: 4
Minutes/game: 10.0
Points/game: 5.0
FG Pct: 56.3
3FG Pct: 0.0
FT Pct: 100.0

Rebounds/game: 5.5
Turnovers/game: 0.3
Steals/game: 0.3
Blocks/game: 1.0

#TM TEAM

Opponent	Date	gs	min	Total		3-Pointers		Free throws		Rebounds				pf	a	t/o	blk	stl	pts	avg
				fg-fga	pct	3fg-fga	pct	ft-fga	pct	off	def	tot	avg							
UT MARTIN	11/17/		0	0-0	.00	0-0	.00	0-0	.00	0	1	1	1.0	0	0	0	0	0	0.0	
LAMAR	11/25/		0	0-0	.00	0-0	.00	0-0	.00	3	1	4	2.5	0	0	0	0	0	0.0	
at Central Arkansas	12/1/1		0	0-0	.00	0-0	.00	0-0	.00	2	1	3	2.7	1	0	1	0	0	0.0	
BELHAVEN	12/6/1		0	0-0	.00	0-0	.00	0-0	.00	4	1	5	3.3	0	0	0	0	0	0.0	
Totals		0	0	0-0	.00	0-0	.00	0-0	.00	9	4	13	3.3	1	0	1	0	0	0.0	

Games played: 4

Rebounds/game: 3.3
Turnovers/game: 0.3



Arkansas State Player High/Low Analysis (as of Dec 09, 2014)

All games



Arkansas State - INDIVIDUAL GAME HIGHS

Points	28	Gardner, Sean vs Bel haven (12/6/14)
	26	Livingston, Anthony vs UT Martin (11/17/14)
	20	Livingston, Anthony at Central Arkansas (12/1/14)
	19	Livingston, Anthony vs Bel haven (12/6/14)
	18	Golden, Cameron vs Bel haven (12/6/14)
Field Goals Made	10	Gardner, Sean vs Bel haven (12/6/14)
	9	Livingston, Anthony vs UT Martin (11/17/14)
Field Goal Att.	15	Golden, Cameron vs Bel haven (12/6/14)
	15	Golden, Cameron at Central Arkansas (12/1/14)
	15	Livingston, Anthony vs UT Martin (11/17/14)
FG Pct (min 5 made)	.769 (10-13)	Gardner, Sean vs Bel haven (12/6/14)
	.750 (6-8)	Livingston, Anthony vs Lamar (11/25/14)
3-Point FG Made	8	Gardner, Sean vs Bel haven (12/6/14)
	4	Golden, Cameron at Central Arkansas (12/1/14)
3-Point FG Att.	10	Golden, Cameron vs Bel haven (12/6/14)
	10	Golden, Cameron at Central Arkansas (12/1/14)
3-Pt FG Pct (min 2 made)	1.000 (3-3)	Golden, Cameron vs UT Martin (11/17/14)
	1.000 (2-2)	Livingston, Anthony at Central Arkansas (12/1/14)
Free Throws Made	6	Livingston, Anthony vs UT Martin (11/17/14)
	5	Golden, Cameron vs Bel haven (12/6/14)
Free Throw Att.	7	Livingston, Anthony vs UT Martin (11/17/14)
	6	Hardwick, PJ at Central Arkansas (12/1/14)
	6	Livingston, Anthony vs Lamar (11/25/14)
	6	Golden, Cameron vs Lamar (11/25/14)
	6	Golden, Cameron vs UT Martin (11/17/14)
FT Pct (min 3 made)	1.000 (5-5)	Golden, Cameron vs Bel haven (12/6/14)
	.857 (6-7)	Livingston, Anthony vs UT Martin (11/17/14)
Rebounds	10	Livingston, Anthony vs Bel haven (12/6/14)
	9	Bocoum, Nouhoum at Central Arkansas (12/1/14)
	9	Livingston, Anthony vs Lamar (11/25/14)
	9	Livingston, Anthony vs UT Martin (11/17/14)
Assists	9	Hardwick, PJ vs Bel haven (12/6/14)
	7	Golden, Cameron vs Bel haven (12/6/14)
Steals	5	Golden, Cameron at Central Arkansas (12/1/14)
	2	Livingston, Anthony vs Bel haven (12/6/14)
	2	Golden, Cameron vs Bel haven (12/6/14)
	2	Waters, Charles at Central Arkansas (12/1/14)
	2	Hardwick, PJ at Central Arkansas (12/1/14)
	2	Gardner, Sean vs UT Martin (11/17/14)
	2	Golden, Cameron vs UT Martin (11/17/14)
	2	Livingston, Anthony vs UT Martin (11/17/14)
Blocked Shots	3	Bocoum, Nouhoum at Central Arkansas (12/1/14)
	2	Gardner, Sean vs Bel haven (12/6/14)
	2	Livingston, Anthony at Central Arkansas (12/1/14)
	2	Livingston, Anthony vs Lamar (11/25/14)
Turnovers	5	Hardwick, PJ at Central Arkansas (12/1/14)
	4	Livingston, Anthony at Central Arkansas (12/1/14)
	4	Golden, Cameron vs Lamar (11/25/14)
	4	Livingston, Anthony vs Lamar (11/25/14)
	4	Gardner, Sean vs UT Martin (11/17/14)
Fouls	5	Foster, C.J. vs UT Martin (11/17/14)
	4	Livingston, Anthony vs Bel haven (12/6/14)
	4	Hardwick, PJ at Central Arkansas (12/1/14)

	4	Bocoum, Nouhoum vs Lamar (11/25/14)
	4	Downs, Kelvin vs UT Martin (11/17/14)
Minutes	40	Golden, Cameron vs Lamar (11/25/14)



Arkansas State Opponent High/Low Analysis (as of Dec 09, 2014) All games



OPPONENT I N D I V I D U A L G A M E H I G H S

Points	23	HOWARD, Twymond vs UT Martin (11/17/14)
	19	De'la Mayers vs Belhaven (12/6/14)
	16	Josh Carpenter vs Belhaven (12/6/14)
	15	NEWELL, Marshun vs UT Martin (11/17/14)
	14	Jerrial Dawson vs Belhaven (12/6/14)
Field Goals Made	9	HOWARD, Twymond vs UT Martin (11/17/14)
	7	De'la Mayers vs Belhaven (12/6/14)
Field Goal Att.	15	HOWARD, Twymond vs UT Martin (11/17/14)
	13	De'la Mayers vs Belhaven (12/6/14)
FG Pct (min 5 made)	.833 (5-6)	de Lattibeaudiere, T vs Lamar (11/25/14)
	.600 (9-15)	HOWARD, Twymond vs UT Martin (11/17/14)
3-Point FG Made	4	Jerrial Dawson vs Belhaven (12/6/14)
	4	NEWELL, Marshun vs UT Martin (11/17/14)
3-Point FG Att.	10	Jordan Bedford vs Belhaven (12/6/14)
	10	Jerrial Dawson vs Belhaven (12/6/14)
3-Pt FG Pct (min 2 made)	.800 (4-5)	NEWELL, Marshun vs UT Martin (11/17/14)
	.750 (3-4)	Josh Carpenter vs Belhaven (12/6/14)
	.750 (3-4)	Martin, Mike at Central Arkansas (12/1/14)
Free Throws Made	5	De'la Mayers vs Belhaven (12/6/14)
	5	TAYLOR, Myles vs UT Martin (11/17/14)
Free Throw Att.	13	De'la Mayers vs Belhaven (12/6/14)
	9	TAYLOR, Myles vs UT Martin (11/17/14)
FT Pct (min 3 made)	1.000 (4-4)	SMITH, Deville vs UT Martin (11/17/14)
	1.000 (3-3)	Josh Carpenter vs Belhaven (12/6/14)
Rebounds	9	TAYLOR, Myles vs UT Martin (11/17/14)
	7	Kamba, Mathieu at Central Arkansas (12/1/14)
	7	de Lattibeaudiere, T vs Lamar (11/25/14)
Assists	5	de Lattibeaudiere, T vs Lamar (11/25/14)
	5	SMITH, Deville vs UT Martin (11/17/14)
Steals	5	SMITH, Deville vs UT Martin (11/17/14)
	4	Jerrial Dawson vs Belhaven (12/6/14)
Blocked Shots	3	Zuithof, Jake at Central Arkansas (12/1/14)
	1	Jerrial Dawson vs Belhaven (12/6/14)
	1	Datodrick Pinkston vs Belhaven (12/6/14)
	1	DaJuan Young vs Belhaven (12/6/14)
	1	Kamba, Mathieu at Central Arkansas (12/1/14)
	1	Iyekepolo, Otas at Central Arkansas (12/1/14)
	1	Ross, Donovan vs Lamar (11/25/14)
Turnovers	4	de Lattibeaudiere, T vs Lamar (11/25/14)
	4	NEWELL, Marshun vs UT Martin (11/17/14)
Fouls	5	Datodrick Pinkston vs Belhaven (12/6/14)
	4	Milligan, Boo at Central Arkansas (12/1/14)
	4	Mattingly, Preston vs Lamar (11/25/14)
	4	Owens, Marcus vs Lamar (11/25/14)
	4	de Lattibeaudiere, T vs Lamar (11/25/14)
	4	TAYLOR, Myles vs UT Martin (11/17/14)

NCAA Statistics

Arkansas St. - 2014-15 Men's Basketball Ranking Summary thru games 12/08/2014

Statistic	National Rank	Conference Rank	Value	National Leader	Value	Conference Leader	Value
3-pt Field Goal Attempts (345 ranked)	343	11	74	VMI	327	Ga. Southern	165
Assist Turnover Ratio (345 ranked)	272	8	0.77	Duke	2.03	Georgia St.	1.38
Assists Per Game (345 ranked)	264	9	11.0	BYU	20.0	La.-Monroe	16.0
Blocked Shots Per Game (345 ranked)	147	4	3.8	UNLV	9.1	La.-Monroe	6.2
Defensive Rebounds per Game (345 ranked)	220	8	23.25	Oklahoma	31.71	Ga. Southern	27.00
Fewest Fouls (345 ranked)	1	1	65	Arkansas St.	65	Arkansas St.	65
Fewest Turnovers (345 ranked)	2	1	57	Cal Poly	36	Arkansas St.	57
Field-Goal Percentage (345 ranked)	37	2	48.4	Notre Dame	55.8	Georgia St.	50.9
Field-Goal Percentage Defense (345 ranked)	170	7	42.1	Kentucky	27.9	La.-Monroe	36.0
Final Opp Points (30 ranked)				Brown	784		
Final Points (345 ranked)	345	11	293	BYU	851	Georgia St.	618
Free Throw Attempts (345 ranked)	344	11	76	Massachusetts	270	Georgia St.	189
Free Throws Made (345 ranked)	343	11	53	Massachusetts	196	Georgia St.	122
Free-Throw Percentage (345 ranked)	140	4	69.7	Alabama	80.3	Ga. Southern	75.8
Offensive Rebounds Per Game (345 ranked)	93	3	12.50	West Virginia	19.56	Ga. Southern	16.00
Personal Fouls Per Game (345 ranked)	47	3	16.3	Northeastern	12.8	Troy	14.2
Rebound Margin (345 ranked)	77	2	5.3	Quinnipiac	15.0	Ga. Southern	9.3
Scoring Defense (345 ranked)	142	4	63.8	Kentucky	45.8	Texas St.	53.8
Scoring Margin (345 ranked)	95	5	9.5	Kentucky	31.8	Ga. Southern	16.8
Scoring Offense (345 ranked)	92	4	73.3	BYU	94.6	Georgia St.	77.3
Steals Per Game (345 ranked)	108	6	7.3	West Virginia	14.0	Texas St.	10.8
Three Pt FG Defense (345 ranked)	277	10	36.4	Pepperdine	18.2	La.-Lafayette	26.8
Three-Point Field Goals Per Game (345 ranked)	76	2	7.5	VMI	12.9	Ga. Southern	8.7
Three-Point Field-Goal Percentage (288 ranked)	31	2	40.5	Duquesne	45.8	Georgia St.	40.9
Total 3-point FGM (345 ranked)	321	9	30	VMI	116	Texas-Arlington	58
Total Assists (247 ranked)				BYU	180	Georgia St.	123
Total Blocks (247 ranked)				Kentucky	80	La.-Monroe	37
Total Rebounds (249 ranked)				Morehead St.	423	Texas-Arlington	281
Total Steals (345 ranked)	334	10	29	West Virginia	126	Georgia St.	79
Turnover Margin (338 ranked)	159	7	0.5	Eastern Ky.	13.9	Georgia St.	5.5
Turnovers Per Game (345 ranked)	240	9	14.3	Cal Poly	6.0	UALR	10.9
Won-Lost Percentage (341 ranked)	180	5	50.0	11 teams tied	100.0	Texas St.	83.3

Statistic	Player	National Rank	Conference Rank	Value	National Leader	Value	Conference Leader	Value
3-pt Field Goal Attempts (232 ranked)					Damon Lynn, NJIT	89	R.J. Hunter, Georgia St.	73
Assist Turnover Ratio (247 ranked)	Cameron Golden	78	5	2.57	Mike Scott, Idaho	12.00	Nick Coppola, La.-Monroe	3.67
Assists Per Game (242 ranked)	Cameron Golden	91	3	4.5	Jalan West, Northwestern St.	8.7	Ryan Harrow, Georgia St.	5.9
Blocked Shots Per Game (248 ranked)	Anthony Livingston	133	3	1.50	Robert Upshaw, Washington	4.71	Majok Deng, La.-Monroe	1.83
Defensive Rebounds per Game (248 ranked)	Anthony Livingston	55	1	6.00	Alan Williams, UC Santa Barbara	9.25	Majok Deng, La.-Monroe	6.00
							Emani Gant, Texas St.	6.00
							Anthony Livingston, Arkansas St.	6.00
Double Doubles (29 ranked)					Jameel Warney, Stony Brook	8	Kevin Thomas, Troy	3
Field-Goal Percentage (250 ranked)	Anthony Livingston	19	3	63.8	Tysean Powell, Duquesne	76.5	Kevin Thomas, Troy	66.0
	Sean Gardner	105	7	52.4				
Free Throw Attempts (231 ranked)					Michael Myers, UMES	95	Frank Eaves, Appalachian St.	56
Free Throws Made (234 ranked)					Tyler Haws, BYU	63	Frank Eaves, Appalachian St.	47
Free-Throw Percentage (249 ranked)					Chasson Randle, Stanford	100.0	Wesley Person, Troy	92.6
					Brian Darden, Hampton	100.0		
Minutes Per Game (250 ranked)	Cameron Golden	35	1	36:00	Kahlil Felder, Oakland	39:26	Cameron Golden, Arkansas St.	36:00
	Anthony Livingston	35	1	36:00			Anthony Livingston, Arkansas St.	36:00
	Sean Gardner	118	6	33:45				
Offensive Rebounds Per Game (243 ranked)	Nouhoum Bocoum	189	7	2.50	Desharick Guidry, McNeese St.	5.33	Kevin Thomas, Troy	4.50
Points Per Game (250 ranked)	Anthony Livingston	21	3	20.3	A.J. English, Iona	26.0	R.J. Hunter, Georgia St.	23.3
	Cameron Golden	171	8	15.5	Andrew Rowsey, UNC Asheville	26.0		
	Sean Gardner	244	10	14.5				
Rebounds Per Game (248 ranked)	Anthony Livingston	112	4	7.8	Alan Williams, UC Santa Barbara	12.6	Kevin Thomas, Troy	8.7
Steals Per Game (246 ranked)	Cameron Golden	30	3	2.50	Briante Weber, VCU	4.00	Jelani Hewitt, Ga. Southern	3.67
Three-Point Field Goals Per Game (221 ranked)	Cameron Golden	44	4	3.00	Andrew Rowsey, UNC Asheville	4.43	Jelani Hewitt, Ga. Southern	3.50
	Sean Gardner	68	5	2.75				
Three-Point Field-Goal Percentage (116 ranked)	Sean Gardner	26	1	47.8	Derrick Colter, Duquesne	64.0	Sean Gardner, Arkansas St.	47.8
	Cameron Golden	73	2	41.4				
Total 3-point FGM (203 ranked)					Marcus Keene, Youngstown St.	39	R.J. Hunter, Georgia St.	26
Total Assists (242 ranked)					Christopher Anderson, San Diego	72	Ryan Harrow, Georgia St.	47
					Brett Comer, FGCU	72		
Total Blocks (206 ranked)					Robert Upshaw, Washington	33	James White, UALR	12
Total Field Goal Attempts (250 ranked)					Q J Peterson, VMI	149	R.J. Hunter, Georgia St.	130
Total Field Goals Made (230 ranked)					Venky Jois, Eastern Wash.	71	Ryan Harrow, Georgia St.	64
Total Minutes (246 ranked)					Marcus Keene, Youngstown St.	380:00	R.J. Hunter, Georgia St.	283:00
Total Points (248 ranked)					Tyler Haws, BYU	220	R.J. Hunter, Georgia St.	186
Total Rebounds (242 ranked)					Jameel Warney, Stony Brook	111	James White, UALR	57
Total Steals (219 ranked)					Roderick Bobbitt, Hawaii	28	Jelani Hewitt, Ga. Southern	22
					Briante Weber, VCU	28		
Triple Doubles (1 ranked)					Roderick Bobbitt, Hawaii	1		
					Kyle Collinsworth, BYU	1		
					Chris Horton, Austin Peay	1		