

2014-15 ARKANSAS STATE MEN'S BASKETBALL

Dennen Cuthbertson, Assistant Athletics Media Relations Director • Office: 870-972-3383 • Cell: 870-820-0594 • Email: mcuthbertson@astate.edu
Men's Basketball Twitter: @AStateMB • Twitter In-Game Updates: @AStateGameDay, #AStateMB • Athletics Website: AStateRedWolves.com

2014-15 A-State Schedule

DATE	OPPONENT (TV)	TIME/RESULT
Nov. 5	Henderson State (<i>Exhibition</i>)	W, 84-64
Nov. 12	Southern Arkansas (<i>Exhibition</i>)	L, 69-67
Nov. 17	Tennessee-Martin	L, 75-73
Nov. 24	Lamar	L, 63-58
Dec. 1	at Central Arkansas	W, 67-49
Dec. 6	Belhaven	7:05 p.m.
Dec. 10	at Purdue (ESPN3)	6 p.m.
Dec. 13	at Toledo	6 p.m.
Dec. 17	at Mississippi State (SEC Network)	6 p.m.
Dec. 20	Marshall	2 p.m.
Dec. 23	at Niagara	6 p.m.
Dec. 30	at South Alabama*	7:05 p.m.
Jan. 3	Appalachian State*	7:05 p.m.
Jan. 5	at ULM*	7 p.m.
Jan. 8	Georgia Southern*	7 p.m.
Jan. 10	at UT Arlington*	7:15 p.m.
Jan. 15	at Appalachian State*	6:30 p.m.
Jan. 17	Texas State* (ESPN3)	7:05 p.m.
Jan. 19	Georgia State*	7:30 p.m.
Jan. 22	at Louisiana-Lafayette*	7:15 p.m.
Jan. 24	at Troy*	7:30 p.m.
Jan. 29	UALR*	7:30 p.m.
Jan. 31	at Georgia State*	1 p.m.
Feb. 5	Troy*	7:05 p.m.
Feb. 12	at Georgia Southern*	6:30 p.m.
Feb. 19	at UALR*	7:30 p.m.
Feb. 21	ULM*	7:05 p.m.
Feb. 26	UT Arlington*	7:30 p.m.
Feb. 28	at Texas State*	4:30 p.m.
Mar. 5	South Alabama*	7:30 p.m.
Mar. 7	Louisiana-Lafayette*	7:05 p.m.
Mar. 12-15	SBC Tournament (New Orleans, La.)	TBA

All times listed are Central

All home games in bold

* - Sun Belt Conference Game

BELHAVEN PROBABLE STARTERS

G #1	Jordan Bedford	23.0 PPG, 4.9 RPG, 1.3 APG
G #4	Datodrick Pinkston	8.4 PPG, 4.3 RPG, 4.2 APG
G #10	Josh Carpenter	9.0 PPG, 4.4 RPG, 1.6 APG
G #11	Jerriall Dawson	12.3 PPG, 2.9 RPG, 2.2 APG
F #3	De'la Mayers	14.3 PPG, 8.4 RPG, 1.2 APG

(Based off last game)



**ARKANSAS STATE
RED WOLVES**
(1-2, 0-0 SUN BELT)

Head Coach: John Brady
Year: 7th Season
Record at A-State: 100-93 (7 yrs.)
Career Record: 381-309 (23 yrs.)
vs. Belhaven: 3-0
MBB SID: Dennen Cuthbertson

Top Players (per game):
Points: Anthony Livingston (20.7)
Rebounds: Anthony Livingston (7.0)
Assists: Cameron Golden (3.7)
Blocks: Anthony Livingston (1.7)
Steals: Cameron Golden (2.7)



**BELHAVEN
BLAZERS**
(3-10, 1-2 SOUTHERN STATES)

Head Coach: Jonathan Vines
Year: 1st Season
Record at Belhaven: 3-10
Career Record: Same (1 yr.)
vs. A-State: 0-0
MBB SID: Ben Dishong

Top Players (per game):
Points: Jordan Bedford (23.0)
Rebounds: De'la Mayers (8.4)
Assists: Datodrick Pinkston (4.2)
Blocks: De'la Mayers (1.8)
Steals: De'la Mayers (1.3)

GAME INFORMATION

DATE: Saturday, Dec. 6, 2014
TIPOFF: 7:05 p.m. (CT)
LOCATION: Jonesboro, Ark.
ARENA: Convocation Center
ARENA CAPACITY: 10,038
TELEVISION: None
RADIO: East Arkansas Broadcasters
Red Wolves Sports Network
107.9 KFIN-FM (Jonesboro) -
Flagship
TALENT: Matt Stolz (play-by-play)
ONLINE AUDIO:
AStateRedWolves.com
LIVE STATS: AStateStats.com
LIVE VIDEO: AStateRedWolves.com

SERIES HISTORY

OverallA-State leads 1-0
Last MeetingA-State W, 81-52 (12/8/83)
Streak.....A-State W1
In JonesboroA-State leads 1-0
In Jackson.....No Meetings

QUICK HITS

- A-State's win over UCA was the fifth straight win for the Red Wolves with the last four all coming in the John Brady era. It also marks the second straight year Arkansas State has won its road opener after a 65-61 win against Jackson State to open last season.
- Belhaven is the only non-DI opponent on this season's schedule. The Blazers are an NAIA school and compete in the Southern States Athletic Conference. The Red Wolves are 10-0 against non-DI competition in the John Brady era. Additionally, Belhaven is Coach Brady's alma mater. He was a three-year starter and scored over 1,000 career points with the Blazers.
- Head coach John Brady won his 100th game at Arkansas State with the 67-49 win over UCA. He currently sports a 100-93 record in his seventh season at A-State. Additionally, the win gives Brady a 19-8 (.704) record against in-state competition that includes wins over UALR, UCA, Arkansas-Monticello, Southern Arkansas, Lyon, and Central Baptist.
- The 2014-15 campaign represents the program's 87th season as the Red Wolves have presently amassed a 1,143-1,079 all-time record (.514 win pct.) dating back their inaugural 1926-27 season. A-State has won at least 20 games in a season five times - 1986-87 (21-13), 1987-88 (21-14), 1988-89 (20-10), 1990-91 (23-9) and 1997-98 (20-9) since joining the NCAA-I ranks in 1970-71.
- A-State's 19 victories in the 2013-14 season (19-13 record) tied for the second most single-season wins since 1997-98 and also marked a tie for the highest win total in head coach John Brady's A-State coaching career. The Red Wolves went 19-12 overall in 2012-13, which was the program's most wins since 1997-98 (20-9 record). A-State has achieved 17 wins or more in a campaign five of the last six seasons to date and the Red Wolves have posted an 86-74 record (.538) since the 2009-10 season.
- A-State has compiled double-digit victories in 16 of the last 18 seasons. The Red Wolves have won at least 15 games or more on 11 occasions, which includes four of the last five seasons to date.
- Saturday night's matchup with Belhaven is the only home contest in A-State's next four games as the team travels to Purdue (Dec. 10), Toledo (Dec. 13), and Mississippi State (Dec. 17) before returning the Convocation Center Saturday, Dec. 20 against Marshall.


A-STATE PROJECTED STARTING LINEUP



1 Cameron Golden
6-0 • 158 • Jr. • Guard
PPG RPG APG
14.7 2.3 3.7




5 PJ Hardwick
5-10 • 167 • RSo. • Guard
PPG RPG APG
6.0 5.0 3.0



12 Sean Gardner
6-5 • 178 • R.Jr. • Guard
PPG RPG APG
10.0 4.7 0.7



14 Kelvin Downs
6-9 • 230 • Jr. • Forward
PPG RPG BPG
6.3 2.3 0.3



24 Anthony Livingston
6-8 • 230 • So. • Forward
PPG RPG BPG
20.7 7.0 1.7

Athletics Media Relations

ARKANSAS STATE UNIVERSITY

P.O. Box 1000

State University, Ark. 72467

Telephone – (870) 972-2541, Fax – (870) 972-

3367, Press Row – (870) 972-2541

Athletics Website – AStateRedWolves.com

MBB Contact – Dennen Cuthbertson,

Assistant Athletics Media Relations Director

mcuthbertson@astate.edu

Jerry Scott, Assistant Athletics Director/

Athletics Media Relations Director

(870) 972-3405 / jscott@astate.edu

Chris Graddy,

Assistant Athletics Media Relations Director

(870) 972-2707/ cgraddy@astate.edu

MEDIA INFORMATION

CREDENTIALS

Working press credentials can be requested by contacting Dennen Cuthbertson at (870) 972-2541 or via email at mcuthbertson@astate.edu. Full season and single-game credentials will be mailed whenever possible. If not, they will be left at the Media Will Call table located on the lower level to the left of the green entrance of the A-State Convocation Center.

MEDIA ROOM

Enter the media room from the lower level, beneath the blue portal. Please do not attempt to access the media room from the entrance beneath the yellow portal. Game notes, flipcards and refreshments will be provided to credentialed media.

POST-GAME INTERVIEWS

The A-State locker room is closed to all media members. Head coach John Brady and requested assistant coaches and players will be available for interviews following a brief cooling off period. At A-State's home games, all post-game coach and player interviews will be in the media room.

PRACTICE COVERAGE

A-State men's basketball practices are closed to the media with the exception of the last 10 minutes of practice. Players and coaches are available for interviews following practice. Please contact Dennen Cuthbertson in the A-State Athletics Media Relations office prior to practice to arrange interviews. Please be respectful during practice, no food or loud conversation and silence your cell phones.

BASKETBALL GAME NOTES/RELEASES

All Red Wolves men's basketball game notes can be obtained as a PDF document via the A-State Athletics official website at AStateRedWolves.com. To be added to the email broadcast for men's basketball releases, contact Dennen Cuthbertson in the A-State Athletics Media Relations office at jgorby@

astate.edu. Game notes will be made available at least 24 hours prior to the next scheduled A-State men's basketball game and a post-game recap will be distributed within two hours following a game's conclusion.



A-STATE/BELHAVEN SERIES HISTORY

- A-State and Belhaven have only met one other time in the past with A-State claiming an 81-52 decision in Jonesboro on December 8, 1983. The victory over the Blazers gave coach Marvin Adams his 100th victory victory as A-State's head man. Four A-State players scored in double-figures with Reggie Gordon leading all scorers with 17 points. Scott Horrell had 15 points, while Mark Priest (11) and Marvin Stevens (10) rounded A-State's players in double-digits.
- Saturday's meeting will be the first for the Red Wolves and Blazers in the Convocation Center. The meeting in 1983-84 was played in Indian Fieldhouse.
- A-State faced one National Association of Intercollegiate Athletics (NAIA) school last season when the Red Wolves topped Lyon College by a score of 65-39 and held the Scots to a Convocation Center record 15 points in the second half.
- Arkansas State head coach John Brady is 7-0 against NAIA competition with all seven wins coming at the expense of Lyon College and Central Baptist college. Saturday's tilt against Belhaven will mark the first time A-State has faced an out-of-state NAIA school with Brady at the helm.

LAST TIME OUT

- Arkansas State won their first game of the season as the Red Wolves defeated in-state opponent Central Arkansas by a score of 67-49 Monday night in Conway, Ark. A-State improved to 1-2 on the season after dropping close contests to UT Martin and Lamar at home to open the season.
- Anthony Livingston led all scorers with 20 points, while Cameron Golden chipped in with 14 points and Nouhoum Bocoum added 12 off the bench. Bocoum finished one rebound shy of a double-double, while Sean Gardner had eight rebounds. Golden dished out four assists and had five steals to lead the squad. PJ Hardwick played in his first game since getting injured in A-State's second exhibition game versus SAU and had a solid performance with six points, five rebounds, and three assists.
- The halftime score was 29-28 in favor of the Bears, but A-State outscored UCA 38-21 in the second half. The Red Wolves shot 44.8 percent for the game, but had a 51.7 percent mark from the field in the second half compared to Central Arkansas's 30 percent as the Bears only made six shots from the field. The Red Wolves only outrebounded UCA by one (37-36), but only had 14 turnovers compared to 21 and A-State registered 11 steals to UCA's four.
- A-State's win over UCA was its fifth consecutive and forth since the series resumed in the 2011-12 season. All four of those wins have come in the John Brady era and improved Brady to a 4-0 career record against UCA. The victory increased A-State's lead in the overall series to 22-18.

SCOUTING BELHAVEN

- The Blazers enter Saturday's contest with a record of 3-10 and a 1-2 mark in Southern States Athletic Conference games. Belhaven has played four contests against ranked NAIA opponents and lost all of those games.
- Belhaven dropped a 93-85 decision to Rust College in their last game on Dec. 1. The Blazers' Jordan Bedford led all scorers with 28 points, while Belhaven's starting lineup all tallied marks in double figures. The Blazers only had four bench points compared to 56 bench points for Rust College. De'la Mayers scored 12 points, had seven rebounds, and had all six of the team's blocks. Datodrick Pinkston scored 11 points and handed out nine assists. The Blazers outshot Rust 46.7 percent to 45.2 percent, but were outrebounded 45 to 37.
- This season, Jordan Bedford is the leading scorer for Belhaven, averaging 23 points a game. De'la Mayers (14.3) and Jerrial Dawson (12.3) are also averaging double-digits for the Blazers. Mayers is the leading rebounder by averaging 8.4 and has the most blocks on the team with 24. Belhaven is coached by Jonathan Vines, who is in his first season at the helm.

2014-15 Sun Belt Conference Standings

<u>Team</u>	<u>Conference</u>		<u>Overall</u>	
Texas State	0-0	.000	4-1	.800
Georgia State	0-0	.000	6-2	.750
Georgia Southern	0-0	.000	4-2	.667
UALR	0-0	.000	4-2	.667
Appalachian State	0-0	.000	3-2	.600
Louisiana-Lafayette	0-0	.000	3-3	.500
UT Arlington	0-0	.000	3-4	.429
Troy	0-0	.000	2-3	.400
South Alabama	0-0	.000	2-3	.400
ULM	0-0	.000	2-3	.400
Arkansas State	0-0	.000	1-2	.333



2014-15

Preseason All-Conference

FIRST TEAM

Name	School	Year	Pos.
Jelani Hewitt	Georgia Southern	Sr.	G
Ryan Harrow	Georgia State	Sr.	G
R.J. Hunter	Georgia State	Jr.	G
Shawn Long	Louisiana-Lafayette	Sr.	F
Lonnie McClanahan	UT Arlington	Sr.	G

SECOND TEAM

Name	School	Year	Pos.
Josh Hagins	UALR	Jr.	G
James White	UALR	Jr.	F
Xavian Rimmer	Louisiana-Lafayette	Sr.	G
Tylor Ongwae	ULM	Sr.	F
Emani Grant	Texas State	Jr.	F

THIRD TEAM

Name	School	Year	Pos.
Tab Hamilton	Appalachian State	Sr.	G
Trent Wiedeman	Georgia Southern	Sr.	G
Curtis Washington	Georgia State	Sr.	F
Jamel Outler	UT Arlington	Sr.	G
Kevin Thomas	Troy	Sr.	F

Preseason Player of the Year
R.J. Hunter, Georgia State

2014-15 Coaches Preseason Poll

(Points & First-Place Votes)

1. Georgia State – 121 pts. (11)
2. Louisiana-Lafayette – 110 pts.
3. UALR – 94 pts.
4. UT Arlington – 74 pts.
5. Arkansas State – 73 pts.
6. ULM – 69 pts.
7. Texas State – 43 pts.
8. Troy – 42 pts.
- 9T. Georgia Southern – 38 pts.
- 9T. South Alabama – 38 pts.
11. Appalachian State – 23 pts.

2014-15 Preseason Honors

Athlon Sports
A-State – 7th in Sun Belt Conference

College Sports Madness
Cameron Golden – All-SBC Fourth Team

Lindy's Sports
A-State – 6th in Sun Belt Conference

Sporting News
A-State – 5th in Sun Belt Conference

Blue Ribbon Yearbook
A-State – 4th in Sun Belt Conference

Living-strong: Sophomore forward Anthony Livingston has had little problems adjusting to Division I basketball after transferring from San Jacinto Junior College. He's led the team in scoring all three games this season with a high of 26 in the opener against UTM. He also just narrowly missed out on double-doubles against UTM and Lamar, falling just one rebound short in each contest. He led the team with 20 points in A-State's 67-49 win over UCA Monday night and is 18th in the nation and first in the Sun Belt Conference with a field goal percentage of 69.3. Additionally, his 20.7 points per game average ranks 19th in the country and third in the conference.

Number 100: Arkansas State head coach John Brady recorded his 100th win as A-State's head coach with the 67-49 victory over UCA Monday night. He became the fifth coach to register at least 100 wins at Arkansas State joining John Rauth, Nelson Catalina, Dickey Nutt, and Marvin Adams. Adams is the coach above Brady with 111 wins that he tallied from 1976-84.

Doubling Up: A-State has had three players score in double figures all three games this season with Anthony Livingston (20), Cameron Golden (14), and Nouhoum Bocoum (12) providing the most recent numbers against UCA. Livingston and Golden were double-digit scorers in A-State's first two games as well against UTM and Lamar, but Bocoum replaced Sean Gardner, who had double figures in the first two games, in the Central Arkansas contest.

Nouhoum, No Problem: Junior center Nouhoum Bocoum came off the bench against UCA to score 12 points and lead the team in rebounds with nine in only 18 minutes of action. He continues his solid trend after scoring six points and grabbing seven rebounds in only 12 minutes of playing time against Lamar.

The Golden Rule: Junior guard Cameron Golden has registered double-digit points in all three contests this season, with a season-high 17 against UTM on 3-of-3 shooting from behind the arc. He had the second most points against UCA with 14 and had a team-high four assists to only one turnover. The Memphis, Tenn., native also had five steals against the Bears. He has led the team or tied for the team lead in assists and steals in each game this season. So far this season he has a team-high 11 assists (3.7 per game) compared to only seven turnovers and is also the team leader in steals with eight (2.7 per game). Golden ranks first in the conference in three-point field-goal percentage with a mark of 47.4 percent, also good for 29th in the nation. He also ranks third in the conference and 23rd in the country with a steals per game mark of 2.67.

Running Waters: Junior forward Charles Waters recorded his first career points against UCA Monday night when he intercepted a pass and took it coast-to-coast for a slam dunk. His points gave A-State a 20-15 edge in the first half at the time. He added a free throw in the second half to finish with three points, four rebounds, and two steals on the night.

No Rest For the Weary: Anthony Livingston and Cameron Golden lead the Sun Belt Conference in minutes per game with 37:20 and 36:40 per game, respectively. Those totals also rank 15th and 21st in the nation.

National and SBC Rankings: The Red Wolves rank first in the conference in fewest fouls (51) and fewest turnovers (45). The 51 fouls are the least in the nation, while the 45 turnovers are the third fewest in the country. A-State is second in the SBC with a 47.7 percent mark from the field and 58th in the nation.

New Assistants: Carlos Wilson and Mike Scutero will begin their first season at A-State in 2014-15 as assistants on head coach John Brady's staff. Wilson previously was an assistant coach and recruiting coordinator at Odessa (Texas) College while Scutero spent the 2013-14 season as an assistant at Kennesaw (Ga.) State. Prior to KSU, Scutero was an assistant to the head coach (Kermit Davis) and director of basketball operations at Middle Tennessee State from 2010-13.

Did You Know?: Junior forwards Ronnie White and Nouhoum Bocoum were teammates at Paris (Texas) Junior College this past 2013-14 season ... Sophomore guard Daijon Macklien played football at NCAA Division II North Alabama in the 2012 season ... Sean Gardner and junior forward Charles Waters are stepbrothers ... Nouhoum Bocoum wears size 18 shoes ... Cameron Golden has switched his jersey number to one for this upcoming season after wearing zero this past 2013-14 campaign.

Close Ties: Guard Josh Pierre's father, Butch, will embark on his seventh season as the associate men's basketball head coach at Oklahoma State University. Butch spent 11 seasons (1997-08) at LSU as a member of current A-State head coach John Brady's staff, including six as an associate head coach. Josh has a twin brother, Joseph III. Pierre doubled his points production last season by tallying 12 points in eight games after netting six points in four appearances for the 2012-13 campaign.

What's Returning For A-State in 2014-15

Games Started	0.09% (14 of 160)	Points Per Game	Cameron Golden (7.6)
Minutes Played	18.4% (1,208 of 6,575)	Field Goals	Cameron Golden (81)
Field Goals	13.4% (107 of 797)	Field Goal Pct.	Kelvin Downs (.371)
Three-Point Field Goals	15.9% (45 of 282)	Three-Point Field Goals	Cameron Golden (43)
Free Throws	11.9% (66 of 556)	Three-Point FG Pct.	Cameron Golden (.316)
Rebounds	15.7% (151 of 960)	Free Throws	Cameron Golden (39)
Assists	22.6% (96 of 425)	Free-Throw Pct.	Josh Pierre (.667)
Steals	19.9% (43 of 216)	Rebounds Per Game	Cameron Golden (2.5)
Blocks	24.7% (22 of 89)	Assists Per Game	Cameron Golden (1.6)
Points	13.4% (325 of 2,432)	Steals Per Game	Cameron Golden (1.1)
		Blocks Per Game	Kelvin Downs (0.6)

A-STATE'S RECORD WHEN...

At home	0-2
On the road	1-0
At a neutral site	0-0
Leading at half	1-1
Trailing at half	0-0
Tied at half	0-1
In overtime	0-0
Coming off a win	0-0
Coming off a loss	1-2
A-State scores first	1-1
Opponent scores first	0-1
In 1-4 point games	0-1
In 5-9 point games	0-1
In 10-14 point games	0-0
In 15 or more point games	1-0
Leading with 5 minutes left in regulation	1-0
Trailing with 5 minutes left in regulation	0-2
Tied with 5 minutes left in regulation	0-0
Scoring less than 50 points	0-0
Scoring 50-59 points	0-1
Scoring 60-69 points	1-0
Scoring 70-79 points	0-1
Scoring 80-89 points	0-0
Scoring 90-99 points	0-0
Scoring 100 or more points	0-0
Allowing less than 50 points	1-0
Allowing 50-59 points	0-0
Allowing 60-69 points	0-1
Allowing 70-79 points	0-1
Allowing 80-89 points	0-0
Allowing 90-99 points	0-0
Allowing 100 or more points	0-0
Better than 50% FG	0-1
Less than 50% FG	1-1
Opponent at or better than 50% FG	0-0
Opponent less than 50% FG	1-2
Outshooting opponent	1-0
Outshot by opponent	0-2
Same number of shots	0-0
Better than or at 50% 3-PT FG	0-1
Less than 50% 3-PT FG	1-1
Opponent better than or at 50% 3-PT FG	0-0
Opponent less than 50% 3-PT FG	1-2
Better than or at 50% FT	1-2
Less than 50% FT	0-0
Opponent better than or at 50% FT	0-2
Opponent less than 50% FT	1-0
Shooting more free throws than opponent	0-1
Shooting less free throws than opponent	1-1
Free throws are even	0-0
A-State starters outscore opponents	1-2
Opponent's starters outscore A-State	0-0
Starter scoring is even	0-0
Bench scores in double-digits	1-0
Bench outscores opponent	1-0
Opponent bench outscores A-State	0-2
Bench scoring is even	0-0
No A-State players score in double figures	0-0
One player scores in double figures	0-0
Two players score in double figures	0-0
Three or more players score in double figures	1-2
Outrebounding opponent	1-0
Outrebounded by opponent	0-1
Rebounds are even	0-1
10 or more assists	1-0
10 or more steals	1-0
5 or more blocks	1-0
Forcing more turnovers than opponent	1-0
Committing more turnovers than opponent	0-1
Turnovers are even	0-1
In November	0-2
In December	1-0
In January	0-0
In February	0-0
In March	0-0

HEAD COACH JOHN BRADY



A proven winner in the collegiate coaching ranks, John Brady's vision of taking the Arkansas State men's basketball program to the highest competitive level nationally has made the two entities a perfect match.

Brady has certainly become accustomed to success throughout his distinguished coaching career as evidenced by a Final Four appearance and 380 career

victories.

The past two seasons (2012-13 and 2013-14) clearly illustrate Brady's success as A-State has compiled back-to-back 19-win seasons to represent the Red Wolves' most single-season victories since 1997-98 campaign. The 2012-13 team posted a 19-12 overall mark and claimed a Sun Belt Conference (SBC) West Division Championship title while the 2013-14 squad registered a 19-13 overall record.

A new era in A-State men's basketball history began on March 19, 2008 when Brady was announced as the Red Wolves' 15th head coach in the program's history.

Brady has wasted little time making a positive impact on the A-State program as in his initial three years at the helm, he turned the Red Wolves into a success story on the court by capturing a share of the Sun Belt Conference's Western Division Championship title in 2010-11 along with compiling double-digit SBC wins back-to-back for the first time in nearly 20 years and going 13-0 at home.

During his first season with the Red Wolves, Brady helped lead A-State to one of the best starts in program history and achieved the No. 22 ranking on Collegeinsider.com's Top 25 poll.

Brady would take the Red Wolves a step further in his second season (2009-10), improving their record to 17-14 while making a Sun Belt Conference Tournament Semifinal appearance and finishing second in the SBC's West Division. For his efforts, Brady was named Sun Belt Coach of the Year and the District VII Coach of the Year by the USBWA.

For the 2009-10 season, A-State registered an 11-7 SBC record which signified its best conference mark since the 2006-07 campaign when A-State achieved an identical league mark. A-State's 11 wins represented the seventh time in which the Red Wolves compiled a double-digit league victories total since joining the Sun Belt. A-State would then duplicate its SBC wins in the 2010-11 season by finishing with an 11-5 conference ledger.

Prior to Arkansas State, Brady spent 10-plus seasons serving as LSU's head coach. During his tenure at the school, Brady guided the Tigers to six post-season berths, two Southeastern Conference (SEC) Championship crowns and three SEC Western Division titles. With his success, Brady was tabbed as the SEC Coach of the Year twice (1999-00 and 2005-06).

Brady's 16-year tenure as a head coach at both LSU and Samford in Birmingham, Alabama, has been decorated with achievements. He has coached a combined 25 All-TAAC and SEC selections, 48 academic all-conference choices, posted 11 winning seasons and collected five division championships. Brady compiled up the third most wins in LSU history with 192 and left Samford after the 1996-97 season as the Bulldog's all-time leader in coaching victories (89) as well.

Brady quickly turned around an LSU's men's basketball program that had suffered four consecutive losing seasons prior to his arrival, leading the Tigers to a 28-6 record, an SEC Championship and an NCAA Sweet 16 appearance in just his third season (1999-00) at the helm. Under Brady's direction, the Tigers recorded six consecutive winning seasons from 2001-02 to 2006-07 while making three trips to the NCAA Tournament and two more to the NIT. The 2005-06 campaign saw LSU post a 27-9 overall record and advance to the Final Four for the first time in 20 years.

Not only did Brady coach the Tigers to 23 wins versus ranked opponents, he also led them to victories over two teams ranked No. 1 in the Associated Press Poll (Arizona in 2002-03 and Duke in 2005-06). Additionally, he orchestrated a 19-game home win-

ning streak over SEC opponents, the third longest stretch in LSU history.

While at LSU, Brady coached two NBA Lottery picks and six current NBA players. The Tigers signed nine Parade All-Americans and four McDonald All-Americans under Brady, who also coached three SEC Players of the Year, four players named SEC Freshman of the Year, one SEC Scholar-Athlete of the Year and 17 All-SEC selections.

Prior to taking over the reigns at LSU, Brady served as Samford's head coach from 1991-92 through 1996-97. He quickly turned around a Samford program, which was coming off six straight losing seasons, by guiding the Bulldogs to a 17-10 overall record in just his second season. Brady went on to lead Samford to three consecutive winning seasons (1995-97) for the first time since 1982-84, culminating in a 19-9 overall record and division crown in 1997. SU placed first in the Trans America Athletic Conference's (TAAC) West Division in each of Brady's final two seasons for the first time in program history.

Brady's four winning seasons at Samford represented the first for any coach at the school. He directed SU to an 89-77 record after the Bulldogs went 27-83 the four seasons prior to his initial year. Brady coached eight All-TAAC and 14 Academic All-TAAC student-athletes over six seasons at Samford.

A native of McComb, Miss., native, Brady earned his bachelor's degree from Belhaven College in 1976. He was a three-year starter at BC and scored over 1,000 career points. Brady, a two-time All-Southern States Conference selection, was inducted into his alma mater's Hall of Fame.

Brady began his coaching career as a graduate assistant for the Mississippi State men's basketball program where he earned his master's degree from 1976-77. Brady took his first head coaching position in 1977 at Louisiana's Crowley High School and led the basketball squad to a 129-49 (.725) overall record in five seasons. He was honored as the 1981 Louisiana Sports Writers Association Class 3-A Coach of the Year.

Brady returned to the college coaching ranks in 1982 as an assistant coach at Mississippi State. He spent eight years with the Bulldogs, the first four seasons under coach Bob Hoyt and the proceeding four as a chief recruiter for coach Richard Williams. Following his tenure at MSU, Brady returned to Louisiana to serve as an assistant coach at the University of New Orleans. Brady helped lead UNO to a NCAA Tournament berth in his only season with the Privateers.

BRADY'S YEAR-BY-YEAR AT A-STATE

SEASON	OVERALL			CONFERENCE			FINISH
	W	L	Pct.	W	L	Pct.	
2008-09	13	17	.434	5	13	.278	7th-West
2009-10	17	14	.548	11	7	.611	2nd-West
2010-11	17	15	.531	11	5	.687	WD Champs
2011-12	14	20	.412	6	10	.375	5th-West
2012-13	19	12	.633	12	8	.600	WD Champs
2013-14	19	13	.594	10	8	.556	4th
2014-15	1	2	.333	0	0	.000	
TOTALS	100	93	.518	55	51	.519	

WD – West Division Champions

BRADY'S A-STATE RECORD BREAKDOWN

MONTH	OVERALL	HOME	AWAY	NEUTRAL
NOVEMBER	18-18	10-4	8-10	0-4
DECEMBER	26-19	19-5	7-14	0-0
JANUARY	28-23	21-7	7-16	0-0
FEBRUARY	22-23	15-5	7-18	0-0
MARCH	6-10	1-2	0-3	5-5

CAREER TOTAL – 100-93

HOME – 66-23;

AWAY – 29-61;

NEUTRAL – 5-9



2014-15 Arkansas State Men's Basketball Roster

NO.	NAME	HT.	WT.	YR.	POS.	Ex.	HOMETOWN/LAST SCHOOL
0	Daijon Macklien	6-1	195	So.	G	JC	Los Angeles, Calif./Chattahoochee Valley CC
1	Cameron Golden	6-0	158	Jr.	G	2L	Memphis, Tenn./Ridgeway
2	Connor Kern	6-4	189	Fr.	G	HS	Pickerington, Ohio/Pickerington Central
3	Devin Carter*	6-4	209	Jr.	G	TR	Champaign, Ill./Kent State
4	Josh Pierre	6-0	184	Jr.	G	2L	Baton Rouge, La./Stillwater, Okla.
5	PJ Hardwick	5-11	167	RSo.	G	TR	Miami, Fla./North Texas
10	Frederic Dure	6-5	165	Jr.	G	JC	Montreal, Quebec/Sheridan College
11	Charles Waters	6-6	186	Jr.	F	JC	Memphis, Tenn./Southwest Tennessee CC
12	Sean Gardner	6-5	178	RJr.	G	RS	Memphis, Tenn./Motlow JC
13	C.J. Foster	6-3	180	So.	G	JC	Lilburn, Ga./Roane State
14	Kelvin Downs	6-9	230	Jr.	F	2L	Arlington, Texas/Juan Seguin
20	Josh Bowling	6-5	205	Fr.	F	HS	Benton, Ark./Benton
22	Tyler Cordoni	6-7	225	Fr.	F	HS	Kailua, Hawaii/Wiesbaden, Germany
24	Anthony Livingston	6-8	230	So.	F	JC	Washington, D.C./San Jacinto College
25	Ronnie White	6-9	235	Jr.	F	JC	Chicago, Ill./Paris JC
33	Nouhoum Bocoum	6-10	270	Jr.	C	JC	Harlem, N.Y./Paris JC

* – Ineligible 2014-15 season due to NCAA Transfer Rule

Coaching Staff:

HEAD COACH: John Brady (7th Year)

ASSOCIATE HEAD COACH: Melvin Haralson (4th Year)

ASSISTANT COACHES: Carlos Wilson (1st Year), Mike Scutero (1st year)

DIRECTOR OF BASKETBALL OPERATIONS: Kyle Drake (1st Year)

Pronunciation Guide:

Nouhoum Bocoum - NA-hoom BA-coom

Daijon Macklien - DAY-john MAC-clean

Red Wolves by State/Country

Tennessee (3)

Memphis - Cameron Golden

Memphis - Charles Waters

Memphis - Sean Gardner

Illinois (2)

Champaign - Devin Carter

Chicago - Ronnie White

California (1)

Los Angeles - Daijon Macklien

Ohio (1)

Pickerington - Connor Kern

Louisiana (1)

Baton Rouge - Josh Pierre

Florida (1)

Miami - PJ Hardwick

Georgia (1)

Lilburn - C.J. Foster

Texas (1)

Arlington - Kelvin Downs

Arkansas (1)

Benton - Josh Bowling

Hawaii (1)

Kailua - Tyler Cordoni

New York (1)


Harlem - Nouhoum Bocoum

Distict of Columbia (1)

Washington, D.C. - Anthony Livingston

Canada (1)

Montreal, Quebec - Frederic Dure




0 – Dajon Macklien

Sophomore - Guard
6-1 - 195
Los Angeles, Calif.



1 – Cameron Golden

Junior - Guard
6-0 - 158
Memphis, Tenn.



2 – Connor Kern

Freshman - Guard
6-4 - 189
Pickerington, Ohio



3 – Devin Carter

Junior - Guard
6-4 - 209
Champaign, Ill.




4 – Josh Pierre

Junior - Guard
6-0 - 184
Baton Rouge, La.



5 – PJ Hardwick

R-Sophomore - Guard
5-10 - 167
Miami, Fla.




10 – Frederic Dure

Junior - Guard
6-5 - 165
Montreal, Quebec



11 – Charles Waters

Junior - Forward
6-6 - 186
Memphis, Tenn.




12 – Sean Gardner

R-Junior - Guard
6-5 - 178
Memphis, Tenn.




13 – C.J. Foster

Sophomore - Guard
6-3 - 180
Lilburn, Ga.



14 – Kelvin Downs

Junior - Forward
6-9 - 230
Arlington, Texas




20 – Josh Bowling

Freshman - Forward
6-5 - 205
Benton, Ark.



22 – Tyler Cordon

Freshman - Forward
6-7 - 225
Kailua, Hawaii



24 – Anthony Livingston

Sophomore - Forward
6-8 - 230
Washington, D.C.



25 – Ronnie White

Junior - Forward
6-9 - 225
Chicago, Ill.



33 – Nouhoum Bocoum

Junior H Center
6-10 H 270
Harlem, N.Y.



John Brady

Head Coach
7th Season



Melvin Haralson

Associate Head Coach
4th Season



Carlos Wilson

Assistant Coach
1st Season



Mike Scutero

Assistant Coach
1st Season



2014-15 RADIO/TV ROSTER





Arkansas State Combined Team Statistics (as of Dec 02, 2014)

All games



RECORD:	OVERALL	HOME	AWAY	NEUTRAL
ALL GAMES	1-2	0-2	1-0	0-0
CONFERENCE	0-0	0-0	0-0	0-0
NON-CONFERENCE	1-2	0-2	1-0	0-0

##	Player	gp-gs	min	avg	Total		3-Point		F-Throw		Rebounds				pf	dq	a	to	blk	stl	pts	avg
					fg-fga	fg%	3fg-fga	3fg%	ft-fa	ft%	off	def	tot	avg								
24	Livingston, Anthon	3-3	112	37.3	23-36	.63	5-8	.62	11-16	.68	7	14	21	7.0	4	0	3	10	5	3	62	20.7
01	Golden, Cameron	3-3	110	36.7	14-37	.37	9-19	.47	7-12	.58	1	6	7	2.3	6	0	11	7	0	8	44	14.7
12	Gardner, Sean	3-3	100	33.3	12-29	.41	3-14	.21	3-6	.50	6	8	14	4.7	5	0	2	7	0	3	30	10.0
14	Downs, Kelvin	3-3	55	18.3	7-13	.53	0-0	.00	5-8	.62	2	5	7	2.3	6	0	0	4	1	1	19	6.3
33	Bocoum, Nouhou	3-0	35	11.7	8-12	.66	0-0	.00	2-2	1.000	8	10	18	6.0	6	0	0	1	4	1	18	6.0
05	Hardwick, PJ	1-1	35	35.0	1-2	.50	0-0	.00	4-6	.66	1	4	5	5.0	4	0	3	5	0	2	6	6.0
13	Foster, C.J.	3-2	67	22.3	4-8	.50	0-2	.00	6-9	.66	2	3	5	1.7	10	1	3	4	1	0	14	4.7
11	Waters, Charles	2-0	24	12.0	1-3	.33	0-0	.00	1-2	.50	1	4	5	2.5	3	0	0	1	0	2	3	1.5
00	Macklien, Daijon	3-0	44	14.7	1-6	.16	0-3	.00	0-0	.00	0	1	1	0.3	5	0	2	4	0	0	2	0.7
25	White, Ronnie	1-0	13	13.0	0-2	.00	0-0	.00	0-0	.00	0	4	4	4.0	1	0	0	1	0	0	0	0.0
04	Pierre, Josh	2-0	5	2.5	0-1	.00	0-1	.00	0-0	.00	0	1	1	0.5	0	0	0	0	0	0	0	0.0
Team											5	3	8		1		1					
Total.....		3	600		71-149	.47	17-47	.36	39-61	.63	33	63	96	32.0	51	1	24	45	11	20	198	66.0
Opponents.....		3	600		67-158	.42	21-58	.36	32-59	.54	41	57	98	32.7	62	-	31	48	6	23	187	62.3

TEAM STATISTICS	ASU	OPP
SCORING	198	187
Points per game	66.0	62.3
Scoring margin	+3.7	-
FIELD GOALS-ATT	71-149	67-158
Field goal pct	.477	.424
3 POINT FG-ATT	17-47	21-58
3-point FG pct	.362	.362
3-pt FG made per gam	5.7	7.0
FREE THROWS-ATT	39-61	32-59
Free throw pct	.639	.542
F-Throws made per ga	13.0	10.7
REBOUNDS	96	98
Rebounds per game	32.0	32.7
Rebounding margin	-0.7	-
ASSISTS	24	31
Assists per game	8.0	10.3
TURNOVERS	45	48
Turnovers per game	15.0	16.0
Turnover margin	+1.0	-
Assist/turnover ratio	0.5	0.6
STEALS	20	23
Steals per game	6.7	7.7
BLOCKS	11	6
Blocks per game	3.7	2.0
ATTENDANCE	3051	1734
Home games-Avg/Gam	2-1526	1-1734
Neutral site-Avg/Game	-	0-0

Date	Opponent		Score	Att.
11/17/14	UT MARTIN	L	73-75	1517
11/25/14	LAMAR	L	58-63	1534
12/1/14	at Central Arkansas	W	67-49	1734

* - Conference game

Score by Periods	1st	2nd	Totals
Arkansas State	103	95	198
Opponents	86	101	187



Arkansas State Team Game-by-Game (as of Dec 05, 2014) All games



TEAM STATISTICS

Opponent	Date	Score		Total		3-Pointers		Free throws		Rebounds				pf	a	t/o	blk	stl	pts	avg
				fg-fga	pct	3fg-fga	pct	ft-fta	pct	off	def	tot	avg							
UT MARTIN	11/17/	73-75	L	26-45	.57	6-11	.54	15-20	.75	4	23	27	27.0	18	6	16	1	6	73	73.0
LAMAR	11/25/	58-63	L	19-46	.41	5-17	.29	15-25	.60	12	20	32	29.5	17	8	15	3	3	58	65.5
at Central Arkansas	12/1/1	67-49	W	26-58	.44	6-19	.31	9-16	.56	17	20	37	32.0	16	10	14	7	11	67	66.0
Arkansas State		198		71-149	.477	17-47	.362	39-61	.639	33	63	96	32.0	51	24	45	11	20	198	66.0
Opponents		187		67-158	.424	21-58	.362	32-59	.542	41	57	98	32.7	62	31	48	6	23	187	62.3

Games played: 3
Points/game: 66.0
FG Pct: 47.7
3FG Pct: 36.2
FT Pct: 63.9

Rebounds/game: 32.0
Assists/game: 8.0
Turnovers/game: 15.0
Assist/turnover ratio: 0.5
Steals/game: 6.7
Blocks/game: 3.7



Arkansas State Player High/Low Analysis (as of Dec 05, 2014) All games



Arkansas State - INDIVIDUAL GAME HIGHS

Points	26	Livingston, Anthony vs UT Martin (11/17/14)
	20	Livingston, Anthony at Central Arkansas (12/1/14)
	17	Golden, Cameron vs UT Martin (11/17/14)
	16	Livingston, Anthony vs Lamar (11/25/14)
	15	Gardner, Sean vs UT Martin (11/17/14)
Field Goals Made	9	Livingston, Anthony vs UT Martin (11/17/14)
	8	Livingston, Anthony at Central Arkansas (12/1/14)
Field Goal Att.	15	Golden, Cameron at Central Arkansas (12/1/14)
	15	Livingston, Anthony vs UT Martin (11/17/14)
FG Pct (min 5 made)	.750 (6-8)	Livingston, Anthony vs Lamar (11/25/14)
	.667 (6-9)	Bocoum, Nouhoum at Central Arkansas (12/1/14)
	.667 (6-9)	Gardner, Sean vs UT Martin (11/17/14)
3-Point FG Made	4	Golden, Cameron at Central Arkansas (12/1/14)
	3	Golden, Cameron vs UT Martin (11/17/14)
3-Point FG Att.	10	Golden, Cameron at Central Arkansas (12/1/14)
	6	Golden, Cameron vs Lamar (11/25/14)
	6	Gardner, Sean vs Lamar (11/25/14)
3-Pt FG Pct (min 2 made)	1.000 (3-3)	Golden, Cameron vs UT Martin (11/17/14)
	1.000 (2-2)	Livingston, Anthony at Central Arkansas (12/1/14)
Free Throws Made	6	Livingston, Anthony vs UT Martin (11/17/14)
	4	Hardwick, PJ at Central Arkansas (12/1/14)
	4	Golden, Cameron vs UT Martin (11/17/14)
Free Throw Att.	7	Livingston, Anthony vs UT Martin (11/17/14)
	6	Hardwick, PJ at Central Arkansas (12/1/14)
	6	Livingston, Anthony vs Lamar (11/25/14)
	6	Golden, Cameron vs Lamar (11/25/14)
	6	Golden, Cameron vs UT Martin (11/17/14)
FT Pct (min 3 made)	.857 (6-7)	Livingston, Anthony vs UT Martin (11/17/14)
	.750 (3-4)	Foster, C.J. vs Lamar (11/25/14)
Rebounds	9	Bocoum, Nouhoum at Central Arkansas (12/1/14)
	9	Livingston, Anthony vs Lamar (11/25/14)
	9	Livingston, Anthony vs UT Martin (11/17/14)
Assists	4	Golden, Cameron at Central Arkansas (12/1/14)
	4	Golden, Cameron vs Lamar (11/25/14)
Steals	5	Golden, Cameron at Central Arkansas (12/1/14)
	2	Hardwick, PJ at Central Arkansas (12/1/14)
	2	Waters, Charles at Central Arkansas (12/1/14)
	2	Gardner, Sean vs UT Martin (11/17/14)
	2	Livingston, Anthony vs UT Martin (11/17/14)
	2	Golden, Cameron vs UT Martin (11/17/14)
Blocked Shots	3	Bocoum, Nouhoum at Central Arkansas (12/1/14)
	2	Livingston, Anthony at Central Arkansas (12/1/14)
	2	Livingston, Anthony vs Lamar (11/25/14)
Turnovers	5	Hardwick, PJ at Central Arkansas (12/1/14)
	4	Livingston, Anthony at Central Arkansas (12/1/14)
	4	Livingston, Anthony vs Lamar (11/25/14)
	4	Golden, Cameron vs Lamar (11/25/14)
	4	Gardner, Sean vs UT Martin (11/17/14)
Fouls	5	Foster, C.J. vs UT Martin (11/17/14)
	4	Hardwick, PJ at Central Arkansas (12/1/14)
	4	Bocoum, Nouhoum vs Lamar (11/25/14)
	4	Downs, Kelvin vs UT Martin (11/17/14)
Minutes	40	Golden, Cameron vs Lamar (11/25/14)



Arkansas State Opponent High/Low Analysis (as of Dec 05, 2014)
All games



OPPONENT INDIVIDUAL GAME HIGHS

Points	23	HOWARD, Twymond vs UT Martin (11/17/14)
	15	NEWELL, Marshun vs UT Martin (11/17/14)
	13	Martin, Mike at Central Arkansas (12/1/14)
	12	de Lattibeaudiere, T vs Lamar (11/25/14)
	11	Holliday, Anthony vs Lamar (11/25/14)
	11	SMITH, Deville vs UT Martin (11/17/14)
	11	TAYLOR, Myles vs UT Martin (11/17/14)
Field Goals Made	9	HOWARD, Twymond vs UT Martin (11/17/14)
	5	de Lattibeaudiere, T vs Lamar (11/25/14)
	5	NEWELL, Marshun vs UT Martin (11/17/14)
Field Goal Att.	15	HOWARD, Twymond vs UT Martin (11/17/14)
	12	NEWELL, Marshun vs UT Martin (11/17/14)
FG Pct (min 5 made)	.833 (5-6)	de Lattibeaudiere, T vs Lamar (11/25/14)
	.600 (9-15)	HOWARD, Twymond vs UT Martin (11/17/14)
3-Point FG Made	4	NEWELL, Marshun vs UT Martin (11/17/14)
	3	Martin, Mike at Central Arkansas (12/1/14)
3-Point FG Att.	9	Bosha, Zjori vs Lamar (11/25/14)
	6	Unruh, Thatch at Central Arkansas (12/1/14)
3-Pt FG Pct (min 2 made)	.800 (4-5)	NEWELL, Marshun vs UT Martin (11/17/14)
	.750 (3-4)	Martin, Mike at Central Arkansas (12/1/14)
Free Throws Made	5	TAYLOR, Myles vs UT Martin (11/17/14)
	4	SMITH, Deville vs UT Martin (11/17/14)
Free Throw Att.	9	TAYLOR, Myles vs UT Martin (11/17/14)
	5	Howard, Jordan at Central Arkansas (12/1/14)
	5	Ross, Donovan vs Lamar (11/25/14)
	5	HOWARD, Twymond vs UT Martin (11/17/14)
FT Pct (min 3 made)	1.000 (4-4)	SMITH, Deville vs UT Martin (11/17/14)
	.600 (3-5)	Ross, Donovan vs Lamar (11/25/14)
	.600 (3-5)	HOWARD, Twymond vs UT Martin (11/17/14)
Rebounds	9	TAYLOR, Myles vs UT Martin (11/17/14)
	7	Kamba, Mathieu at Central Arkansas (12/1/14)
	7	de Lattibeaudiere, T vs Lamar (11/25/14)
Assists	5	de Lattibeaudiere, T vs Lamar (11/25/14)
	5	SMITH, Deville vs UT Martin (11/17/14)
Steals	5	SMITH, Deville vs UT Martin (11/17/14)
	3	Bosha, Zjori vs Lamar (11/25/14)
	3	ANDERSON, Alex vs UT Martin (11/17/14)
Blocked Shots	3	Zuilhof, Jake at Central Arkansas (12/1/14)
	1	Iyekekpolor, Otas at Central Arkansas (12/1/14)
	1	Kamba, Mathieu at Central Arkansas (12/1/14)
	1	Ross, Donovan vs Lamar (11/25/14)
Turnovers	4	de Lattibeaudiere, T vs Lamar (11/25/14)
	4	NEWELL, Marshun vs UT Martin (11/17/14)
Fouls	4	Milligan, Boo at Central Arkansas (12/1/14)
	4	Mattingly, Preston vs Lamar (11/25/14)
	4	Owens, Marcus vs Lamar (11/25/14)
	4	de Lattibeaudiere, T vs Lamar (11/25/14)
	4	TAYLOR, Myles vs UT Martin (11/17/14)



Arkansas State Individual Game-by-Game (as of Dec 05, 2014) All games



#00 Macklien, Daijon

Opponent	Date	gs	min	Total		3-Pointers		Free throws		Rebounds				pf	a	t/o	blk	stl	pts	avg
				fg-fga	pct	3fg-fga	pct	ft-fta	pct	off	def	tot	avg							
UT MARTIN	11/17/		20	0-1	.00	0-1	.00	0-0	.00	0	0	0	0.0	1	2	3	0	0	0	0.0
LAMAR	11/25/		17	1-4	.25	0-1	.00	0-0	.00	0	1	1	0.5	2	0	0	0	0	2	1.0
at Central Arkansas	12/1/1		7	0-1	.00	0-1	.00	0-0	.00	0	0	0	0.3	2	0	1	0	0	0	0.7
Totals		0	44	1-6	.16	0-3	.00	0-0	.00	0	1	1	0.3	5	2	4	0	0	2	0.7

Games played: 3
Minutes/game: 14.7
Points/game: 0.7
FG Pct: 16.7
3FG Pct: 0.0

Rebounds/game: 0.3
Assists/game: 0.7
Turnovers/game: 1.3
Assist/turnover ratio: 0.5

#01 Golden, Cameron

Opponent	Date	gs	min	Total		3-Pointers		Free throws		Rebounds				pf	a	t/o	blk	stl	pts	avg
				fg-fga	pct	3fg-fga	pct	ft-fta	pct	off	def	tot	avg							
UT MARTIN	11/17/	*	37	5-9	.55	3-3	1.00	4-6	.66	0	4	4	4.0	2	3	2	0	2	17	17.0
LAMAR	11/25/	*	40	4-13	.30	2-6	.33	3-6	.50	1	2	3	3.5	2	4	4	0	1	13	15.0
at Central Arkansas	12/1/1	*	33	5-15	.33	4-10	.40	0-0	.00	0	0	0	2.3	2	4	1	0	5	14	14.7
Totals		3	110	14-37	.37	9-19	.47	7-12	.58	1	6	7	2.3	6	11	7	0	8	44	14.7

Games played: 3
Minutes/game: 36.7
Points/game: 14.7
FG Pct: 37.8
3FG Pct: 47.4
FT Pct: 58.3

Rebounds/game: 2.3
Assists/game: 3.7
Turnovers/game: 2.3
Assist/turnover ratio: 1.6
Steals/game: 2.7

#04 Pierre, Josh

Opponent	Date	gs	min	Total		3-Pointers		Free throws		Rebounds				pf	a	t/o	blk	stl	pts	avg
				fg-fga	pct	3fg-fga	pct	ft-fta	pct	off	def	tot	avg							
UT MARTIN	11/17/		3	0-0	.00	0-0	.00	0-0	.00	0	1	1	1.0	0	0	0	0	0	0	0.0
LAMAR	11/25/		2	0-1	.00	0-1	.00	0-0	.00	0	0	0	0.5	0	0	0	0	0	0	0.0
Totals		0	5	0-1	.00	0-1	.00	0-0	.00	0	1	1	0.5	0	0	0	0	0	0	0.0

Games played: 2
Minutes/game: 2.5
FG Pct: 0.0
3FG Pct: 0.0

Rebounds/game: 0.5

#05 Hardwick, PJ

Opponent	Date	gs	min	Total		3-Pointers		Free throws		Rebounds				pf	a	t/o	blk	stl	pts	avg
				fg-fga	pct	3fg-fga	pct	ft-fta	pct	off	def	tot	avg							
at Central Arkansas	12/1/1	*	35	1-2	.50	0-0	.00	4-6	.66	1	4	5	5.0	4	3	5	0	2	6	6.0
Totals		1	35	1-2	.50	0-0	.00	4-6	.66	1	4	5	5.0	4	3	5	0	2	6	6.0

Games played: 1
Minutes/game: 35.0
Points/game: 6.0
FG Pct: 50.0
FT Pct: 66.7

Rebounds/game: 5.0
Assists/game: 3.0
Turnovers/game: 5.0
Assist/turnover ratio: 0.6
Steals/game: 2.0



Arkansas State Individual Game-by-Game (as of Dec 05, 2014)

All games



#11 Waters, Charles

Opponent	Date	gs	min	Total		3-Pointers		Free throws		Rebounds				pf	a	t/o	blk	stl	pts	avg
				fg-fga	pct	3fg-fga	pct	ft-fta	pct	off	def	tot	avg							
LAMAR	11/25/		11	0-1	.00	0-0	.00	0-0	.00	0	1	1	1.0	1	0	1	0	0	0	0.0
at Central Arkansas	12/1/1		13	1-2	.50	0-0	.00	1-2	.50	1	3	4	2.5	2	0	0	0	2	3	1.5
Totals		0	24	1-3	.33	0-0	.00	1-2	.50	1	4	5	2.5	3	0	1	0	2	3	1.5

Games played: 2
Minutes/game: 12.0
Points/game: 1.5
FG Pct: 33.3
FT Pct: 50.0

Rebounds/game: 2.5
Turnovers/game: 0.5
Steals/game: 1.0

#12 Gardner, Sean

Opponent	Date	gs	min	Total		3-Pointers		Free throws		Rebounds				pf	a	t/o	blk	stl	pts	avg
				fg-fga	pct	3fg-fga	pct	ft-fta	pct	off	def	tot	avg							
UT MARTIN	11/17/	*	38	6-9	.66	1-3	.33	2-4	.50	1	3	4	4.0	2	0	4	0	2	15	15.0
LAMAR	11/25/	*	30	4-10	.40	2-6	.33	1-2	.50	0	2	2	3.0	2	1	1	0	0	11	13.0
at Central Arkansas	12/1/1	*	32	2-10	.20	0-5	.00	0-0	.00	5	3	8	4.7	1	1	2	0	1	4	10.0
Totals		3	100	12-29	.41	3-14	.21	3-6	.50	6	8	14	4.7	5	2	7	0	3	30	10.0

Games played: 3
Minutes/game: 33.3
Points/game: 10.0
FG Pct: 41.4
3FG Pct: 21.4
FT Pct: 50.0

Rebounds/game: 4.7
Assists/game: 0.7
Turnovers/game: 2.3
Assist/turnover ratio: 0.3
Steals/game: 1.0

#13 Foster, C.J.

Opponent	Date	gs	min	Total		3-Pointers		Free throws		Rebounds				pf	a	t/o	blk	stl	pts	avg
				fg-fga	pct	3fg-fga	pct	ft-fta	pct	off	def	tot	avg							
UT MARTIN	11/17/	*	23	3-5	.60	0-1	.00	1-1	1.00	1	0	1	1.0	5	1	3	0	0	7	7.0
LAMAR	11/25/	*	31	0-1	.00	0-0	.00	3-4	.75	0	2	2	1.5	3	1	1	0	0	3	5.0
at Central Arkansas	12/1/1		13	1-2	.50	0-1	.00	2-4	.50	1	1	2	1.7	2	1	0	1	0	4	4.7
Totals		2	67	4-8	.50	0-2	.00	6-9	.66	2	3	5	1.7	10	3	4	1	0	14	4.7

Games played: 3
Minutes/game: 22.3
Points/game: 4.7
FG Pct: 50.0
3FG Pct: 0.0
FT Pct: 66.7

Rebounds/game: 1.7
Assists/game: 1.0
Turnovers/game: 1.3
Assist/turnover ratio: 0.8
Blocks/game: 0.3

#14 Downs, Kelvin

Opponent	Date	gs	min	Total		3-Pointers		Free throws		Rebounds				pf	a	t/o	blk	stl	pts	avg
				fg-fga	pct	3fg-fga	pct	ft-fta	pct	off	def	tot	avg							
UT MARTIN	11/17/	*	23	3-4	.75	0-0	.00	2-2	1.00	0	1	1	1.0	4	0	1	0	0	8	8.0
LAMAR	11/25/	*	18	2-5	.40	0-0	.00	3-5	.60	1	2	3	2.0	1	0	3	0	0	7	7.5
at Central Arkansas	12/1/1	*	14	2-4	.50	0-0	.00	0-1	.00	1	2	3	2.3	1	0	0	1	1	4	6.3
Totals		3	55	7-13	.53	0-0	.00	5-8	.62	2	5	7	2.3	6	0	4	1	1	19	6.3

Games played: 3
Minutes/game: 18.3
Points/game: 6.3
FG Pct: 53.8
FT Pct: 62.5

Rebounds/game: 2.3
Turnovers/game: 1.3
Steals/game: 0.3
Blocks/game: 0.3



Arkansas State Individual Game-by-Game (as of Dec 05, 2014)
All games



#24 Livingston, Anthony

Opponent	Date	gs	min	Total		3-Pointers		Free throws		Rebounds				pf	a	t/o	blk	stl	pts	avg
				fg-fga	pct	3fg-fga	pct	ft-fga	pct	off	def	tot	avg							
UT MARTIN	11/17/	*	38	9-15	.60	2-3	.66	6-7	.85	2	7	9	9.0	2	0	2	1	2	26	26.0
LAMAR	11/25/	*	39	6-8	.75	1-3	.33	3-6	.50	4	5	9	9.0	2	2	4	2	1	16	21.0
at Central Arkansas	12/1/1	*	35	8-13	.61	2-2	1.00	2-3	.66	1	2	3	7.0	0	1	4	2	0	20	20.7
Totals		3	112	23-36	.63	5-8	.62	11-16	.68	7	14	21	7.0	4	3	10	5	3	62	20.7

Games played: 3
Minutes/game: 37.3
Points/game: 20.7
FG Pct: 63.9
3FG Pct: 62.5
FT Pct: 68.8

Rebounds/game: 7.0
Assists/game: 1.0
Turnovers/game: 3.3
Assist/turnover ratio: 0.3
Steals/game: 1.0
Blocks/game: 1.7

#25 White, Ronnie

Opponent	Date	gs	min	Total		3-Pointers		Free throws		Rebounds				pf	a	t/o	blk	stl	pts	avg
				fg-fga	pct	3fg-fga	pct	ft-fga	pct	off	def	tot	avg							
UT MARTIN	11/17/		13	0-2	.00	0-0	.00	0-0	.00	0	4	4	4.0	1	0	1	0	0	0	0.0
Totals		0	13	0-2	.00	0-0	.00	0-0	.00	0	4	4	4.0	1	0	1	0	0	0	0.0

Games played: 1
Minutes/game: 13.0
FG Pct: 0.0

Rebounds/game: 4.0
Turnovers/game: 1.0

#33 Bocoum, Nouhoum

Opponent	Date	gs	min	Total		3-Pointers		Free throws		Rebounds				pf	a	t/o	blk	stl	pts	avg
				fg-fga	pct	3fg-fga	pct	ft-fga	pct	off	def	tot	avg							
UT MARTIN	11/17/		5	0-0	.00	0-0	.00	0-0	.00	0	2	2	2.0	1	0	0	0	0	0	0.0
LAMAR	11/25/		12	2-3	.66	0-0	.00	2-2	1.00	3	4	7	4.5	4	0	1	1	1	6	3.0
at Central Arkansas	12/1/1		18	6-9	.66	0-0	.00	0-0	.00	5	4	9	6.0	1	0	0	3	0	12	6.0
Totals		0	35	8-12	.66	0-0	.00	2-2	1.00	8	10	18	6.0	6	0	1	4	1	18	6.0

Games played: 3
Minutes/game: 11.7
Points/game: 6.0
FG Pct: 66.7
FT Pct: 100.0

Rebounds/game: 6.0
Turnovers/game: 0.3
Steals/game: 0.3
Blocks/game: 1.3

#TM TEAM

Opponent	Date	gs	min	Total		3-Pointers		Free throws		Rebounds				pf	a	t/o	blk	stl	pts	avg
				fg-fga	pct	3fg-fga	pct	ft-fga	pct	off	def	tot	avg							
UT MARTIN	11/17/		0	0-0	.00	0-0	.00	0-0	.00	0	1	1	1.0	0	0	0	0	0	0	0.0
LAMAR	11/25/		0	0-0	.00	0-0	.00	0-0	.00	3	1	4	2.5	0	0	0	0	0	0	0.0
at Central Arkansas	12/1/1		0	0-0	.00	0-0	.00	0-0	.00	2	1	3	2.7	1	0	1	0	0	0	0.0
Totals		0	0	0-0	.00	0-0	.00	0-0	.00	5	3	8	2.7	1	0	1	0	0	0	0.0

Games played: 3

Rebounds/game: 2.7
Turnovers/game: 0.3

NCAA Statistics

Arkansas St. - 2014-15 Men's Basketball Ranking Summary thru games 12/04/2014

Statistic	National Rank	Conference Rank	Value	National Leader	Value	Conference Leader	Value
3-pt Field Goal Attempts (344 ranked)	344	11	47	VMI	283	Ga. Southern	165
Assist Turnover Ratio (345 ranked)	337	11	0.53	Duke	2.03	Georgia St.	1.38
Assists Per Game (345 ranked)	340	11	8.0	Arkansas	20.9	Georgia St.	15.4
Blocked Shots Per Game (345 ranked)	164	5	3.7	Kentucky	9.3	La.-Monroe	6.6
Defensive Rebounds per Game (345 ranked)	306	11	21.00	Oklahoma	32.50	La.-Lafayette	27.17
Fewest Fouls (345 ranked)	1	1	51	Arkansas St.	51	Arkansas St.	51
Fewest Turnovers (345 ranked)	3	1	45	Cal Poly	31	Arkansas St.	45
Field-Goal Percentage (345 ranked)	58	2	47.7	Notre Dame	56.6	Georgia St.	50.9
Field-Goal Percentage Defense (345 ranked)	184	7	73.4	Kentucky	27.9	La.-Monroe	36.8
Final Opp Points (30 ranked)				Mississippi Val.	690		
Final Points (345 ranked)	345	11	198	BYU	761	Georgia St.	618
Free Throw Attempts (345 ranked)	344	11	61	Massachusetts	240	Georgia St.	189
Free Throws Made (345 ranked)	342	11	39	Massachusetts	173	Georgia St.	122
Free-Throw Percentage (345 ranked)	280	10	63.9	Alabama	81.2	Ga. Southern	75.8
Offensive Rebounds Per Game (345 ranked)	181	6	11.00	West Virginia	20.00	Ga. Southern	16.00
Personal Fouls Per Game (344 ranked)	79	3	17.0	American	12.4	Troy	14.2
Rebound Margin (345 ranked)	217	8	-0.7	Quinnipiac	16.4	Ga. Southern	9.3
Scoring Defense (345 ranked)	111	4	62.3	Kentucky	44.6	Texas St.	51.6
Scoring Margin (345 ranked)	163	6	3.7	Kentucky	34.4	Ga. Southern	16.8
Scoring Offense (345 ranked)	221	10	66.0	BYU	95.1	Georgia St.	77.3
Steals Per Game (345 ranked)	166	8	6.7	West Virginia	14.5	Texas St.	10.6
Three Pt FG Defense (345 ranked)	260	10	36.2	Pepperdine	19.0	Troy	26.5
Three-Point Field Goals Per Game (345 ranked)	221	8	5.7	VMI	12.4	Ga. Southern	8.7
Three-Point Field-Goal Percentage (286 ranked)	116	4	36.2	Duquesne	49.0	Georgia St.	40.9
Total 3-point FGM (345 ranked)	342	11	17	VMI	99	Texas-Arlington	55
Total Assists (249 ranked)				USC Upstate	163	Georgia St.	123
Total Blocks (239 ranked)				Kentucky	65	La.-Monroe	33
Total Rebounds (248 ranked)				Morehead St.	387	Ga. Southern	258
Total Steals (342 ranked)	342	11	20	West Virginia	116	Georgia St.	79
Turnover Margin (339 ranked)	122	6	1.0	Eastern Ky.	15.3	Texas St.	5.6
Turnovers Per Game (345 ranked)	275	10	15.0	Cal Poly	6.2	Georgia St.	11.1
Won-Lost Percentage (339 ranked)	265	11	33.3	19 teams tied	100.0	Texas St.	80.0

Statistic	Player	National Rank	Conference Rank	Value	National Leader	Value	Conference Leader	Value
3-pt Field Goal Attempts (240 ranked)					Rhett Harrelson, Western Caro. Damon Lynn, NJIT	79 79	R.J. Hunter, Georgia St.	73
Assist Turnover Ratio (245 ranked)	Cameron Golden	230	8	1.57	Mike Scott, Idaho	10.67	Nick Coppola, La.-Monroe	4.20
Assists Per Game (247 ranked)	Cameron Golden	195	5	3.7	Shannon Scott, Ohio St.	8.8	Ryan Harrow, Georgia St.	5.9
Blocked Shots Per Game (244 ranked)	Anthony Livingston Nouhoum Bocoum	109 176	3 4	1.67 1.33	Austin Lewis, McNeese St.	5.25	James White, UALR	1.83
Defensive Rebounds per Game (245 ranked)	Anthony Livingston	233	8	4.67	Alan Williams, UC Santa Barbara	10.14	Emani Gant, Texas St.	5.75
Double Doubles (49 ranked)					Jameel Warney, Stony Brook	7	Tommy Spagnolo, Appalachian St. Kevin Thomas, Troy	2 2
Field-Goal Percentage (250 ranked)	Anthony Livingston	18	1	63.9	Tysean Powell, Duquesne	84.0	Anthony Livingston, Arkansas St.	63.9
Free Throw Attempts (234 ranked)					Michael Myers, UMES	73	R.J. Hunter, Georgia St.	54
Free Throws Made (230 ranked)					Melo Trimble, Maryland	55	R.J. Hunter, Georgia St.	42
Free-Throw Percentage (248 ranked)					4 players tied	100.0	Jelani Hewitt, Ga. Southern	92.3
Minutes Per Game (247 ranked)	Anthony Livingston Cameron Golden Sean Gardner	15 21 145	1 2 8	37:20 36:40 33:20	Zaid Hearst, Quinnipiac	39:36	Anthony Livingston, Arkansas St.	37:20
Offensive Rebounds Per Game (248 ranked)	Nouhoum Bocoum Anthony Livingston	162 248	5 10	2.67 2.33	AJ West, Nevada	5.43	Dionte Ferguson, South Ala.	4.40
Points Per Game (250 ranked)	Anthony Livingston Cameron Golden	19 236	3 8	20.7 14.7	Andrew Rowsey, UNC Asheville	26.7	R.J. Hunter, Georgia St.	23.3
Rebounds Per Game (250 ranked)	Anthony Livingston	183	8	7.0	Alan Williams, UC Santa Barbara	13.3	Kevin Thomas, Troy	8.2
Steals Per Game (235 ranked)	Cameron Golden	23	3	2.67	Briante Weber, VCU	3.83	Jelani Hewitt, Ga. Southern	3.67
Three-Point Field Goals Per Game (224 ranked)	Cameron Golden	44	4	3.00	Andrew Rowsey, UNC Asheville	4.67	Jelani Hewitt, Ga. Southern	3.50
Three-Point Field-Goal Percentage (114 ranked)	Cameron Golden	29	1	47.4	Ameen Tanksley, Hofstra	64.9	Cameron Golden, Arkansas St.	47.4
Total 3-point FGM (208 ranked)					Johnny Dee, San Diego	33	R.J. Hunter, Georgia St.	26
Total Assists (224 ranked)					Christopher Anderson, San Diego	67	Ryan Harrow, Georgia St.	47
Total Blocks (204 ranked)					Kendall Gray, Delaware St. Robert Upshaw, Washington	29 29	James White, UALR	11
Total Field Goal Attempts (249 ranked)					D.J. Newbill, Penn St.	134	R.J. Hunter, Georgia St.	130
Total Field Goals Made (232 ranked)					D.J. Newbill, Penn St.	65	Ryan Harrow, Georgia St.	64
Total Minutes (243 ranked)					Kahlil Felder, Oakland	313:00	R.J. Hunter, Georgia St.	283:00
Total Points (249 ranked)					D.J. Newbill, Penn St.	193	R.J. Hunter, Georgia St.	186
Total Rebounds (225 ranked)					Jameel Warney, Stony Brook	98	Kevin Hervey, Texas-Arlington	51
Total Steals (191 ranked)					Cameron Payne, Murray St.	25	Jelani Hewitt, Ga. Southern	22
Triple Doubles (1 ranked)					Roderick Bobbitt, Hawaii Chris Horton, Austin Peay	1 1		