

2014-15 ARKANSAS STATE MEN'S BASKETBALL

Dennen Cuthbertson, Assistant Athletics Media Relations Director • Office: 870-972-3383 • Cell: 870-820-0594 • Email: mcuthbertson@astate.edu
Men's Basketball Twitter: @AStateMB • Twitter In-Game Updates: @AStateGameDay, #AStateMB • Athletics Website: AStateRedWolves.com

2014-15 A-State Schedule

DATE	OPPONENT (TV)	TIME/RESULT
Nov. 5	Henderson State (<i>Exhibition</i>)	W, 84-64
Nov. 12	Southern Arkansas (<i>Exhibition</i>)	L, 69-67
Nov. 17	Tennessee-Martin	L, 75-73
Nov. 24	Lamar	L, 63-58
Dec. 1	at Central Arkansas	W, 67-49
Dec. 6	Belhaven	W, 95-68
Dec. 10	at Purdue (ESPN3)	L, 87-46
Dec. 13	at Toledo	L, 73-65
Dec. 17	at Mississippi State (SEC Network)	W, 69-55
Dec. 20	Marshall	W, 67-58
Dec. 23	at Niagara	W, 74-69
Dec. 30	at South Alabama*	7:05 p.m.
Jan. 3	Appalachian State*	7:05 p.m.
Jan. 5	at ULM*	7 p.m.
Jan. 8	Georgia Southern*	7 p.m.
Jan. 10	at UT Arlington*	7:15 p.m.
Jan. 15	at Appalachian State*	6:30 p.m.
Jan. 17	Texas State* (ESPN3)	7:05 p.m.
Jan. 19	Georgia State*	7:30 p.m.
Jan. 22	at Louisiana-Lafayette*	7:15 p.m.
Jan. 24	at Troy*	7:30 p.m.
Jan. 29	UALR*	7:30 p.m.
Jan. 31	at Georgia State*	1 p.m.
Feb. 5	Troy*	7:05 p.m.
Feb. 12	at Georgia Southern*	6:30 p.m.
Feb. 19	at UALR*	7:30 p.m.
Feb. 21	ULM*	7:05 p.m.
Feb. 26	UT Arlington*	7:30 p.m.
Feb. 28	at Texas State*	4:30 p.m.
Mar. 5	South Alabama*	7:30 p.m.
Mar. 7	Louisiana-Lafayette*	7:05 p.m.
Mar. 12-15	SBC Tournament (New Orleans, La.)	TBA

All times listed are Central
All home games in bold
* - Sun Belt Conference Game

SOUTH ALABAMA PROBABLE STARTERS

G #1	Ken Williams	12.5 PPG, 2.5 RPG, 2.4 APG
G #2	Taishaun Johnson	12.1 PPG, 3.8 RPG, 2.1 APG
G #4	Barrington Stevens	7.9 PPG, 2.6 RPG, 2.9 APG
F #5	Abdul Lewis	6.0 PPG, 7.3 RPG, 0.8 BPG
F #24	Dionte Ferguson	8.7 PPG, 7.4 RPG, 0.9 BPG

(Based off last game)



ARKANSAS STATE
RED WOLVES
(5-4, 0-0 SUN BELT)

Head Coach: John Brady
Year: 7th Season
Record at A-State: 104-95 (7 yrs.)
Career Record: 385-311 (23 yrs.)
vs. South Alabama: 7-3
MBB SID: Dennen Cuthbertson

Top Players (per game):
Points: Anthony Livingston (16.4)
Rebounds: Anthony Livingston (8.4)
Assists: PJ Hardwick (6.0)
Blocks: Anthony Livingston (1.2)
Steals: Cameron Golden (2.0)



SOUTH ALABAMA
JAGUARS
(2-8, 0-0 SUN BELT)

Head Coach: Matthew Graves
Year: 2nd season
Record at USA: 13-28 (2 yrs.)
Career Record: Same
vs. A-State: 0-2
MBB SID: Matt Horne

Top Players (per game):
Points: Ken Williams (12.5)
Rebounds: Dionte Ferguson (7.4)
Assists: Barrington Stevens (2.9)
Blocks: Dionte Ferguson (0.9)
Steals: Taishaun Johnson (1.5)

GAME INFORMATION

DATE: Tuesday, Dec. 30, 2014
TIPOFF: 7:05 p.m. (CT)
LOCATION: Mobile, Ala.
ARENA: Mitchell Center
ARENA CAPACITY: 10,000
TELEVISION: None
RADIO: East Arkansas Broadcasters
Red Wolves Sports Network
107.9 KFIN-FM (Jonesboro) - Flagship
TALENT: Matt Stolz (play-by-play)
ONLINE AUDIO: AStateRedWolves.com
LIVE STATS: AStateRedWolves.com

SERIES HISTORY






Overall A-State Leads 21-17
Last Meeting A-State W, 85-61 (2/13/14)
Location Mobile, Ala.
Streak A-State W4
In Jonesboro A-State Leads 14-4
In Mobile, Ala. USA Leads 13-6
Neutral Site A-State Leads 1-0

QUICK HITS

- A-State registered its fifth win of the season at Niagara by a score of 74-69 in its final non-conference tilt of the season on Dec. 23. The Red Wolves end the non-conference portion of its schedule with a 5-4 record.
- Arkansas State improved to 2-0 against Niagara with the win last Tuesday. A-State won last season's meeting at home (86-61) and the Red Wolves improved to 4-3 all-time against schools from the Metro Atlantic Athletic Conference (MAAC).
- The Red Wolves trailed the Purple Eagles for more than 34 minutes of the game, but were able to take the lead for good on a three-pointer by Sean Gardner with just under two minutes to go in the game. A-State outshot Niagara 47.3 (26-55) percent to 45 percent (27-60) for the game, but the Purple Eagles built a 41-36 halftime lead behind 63 percent (17-27) shooting compared to A-State's 40 percent (12-30) mark. Niagara only managed a 30.3 (10-33) percent mark from the field in the second half as the Red Wolves shot 56 percent (14-25) to finally overtake the Purple Eagles late. PJ Hardwick dished out a career-high 11 assists with no turnovers.
- The 2014-15 campaign represents the program's 87th season as the Red Wolves have presently amassed a 1,147-1,081 all-time record (.515 win pct.) dating back their inaugural 1926-27 season. A-State has won at least 20 games in a season five times - 1986-87 (21-13), 1987-88 (21-14), 1988-89 (20-10), 1990-91 (23-9) and 1997-98 (20-9) since joining the NCAA-I ranks in 1970-71.
- A-State's 19 victories in the 2013-14 season (19-13 record) tied for the second most single-season wins since 1997-98 and also marked a tie for the highest win total in head coach John Brady's A-State coaching career. The Red Wolves went 19-12 overall in 2012-13, which was the program's most wins since 1997-98 (20-9 record). A-State has achieved 17 wins or more in a campaign five of the last six seasons to date and the Red Wolves have posted a 91-78 record (.538) since the 2009-10 season.
- A-State has compiled double-digit victories in 16 of the last 18 seasons. The Red Wolves have won at least 15 games or more on 11 occasions, which includes four of the last five seasons to date.
- Arkansas State's contest with the Jaguars of South Alabama represents the beginning of the SBC portion of its schedule. A-State is 5-1 (.833) in conference openers under John Brady.

A-STATE PROJECTED STARTING LINEUP



				
1 Cameron Golden	5 PJ Hardwick	12 Sean Gardner	24 Anthony Livingston	33 Nouhoum Bocoum
6-0 • 158 • Jr. • Guard	5-10 • 167 • RSo. • Guard	6-5 • 178 • R.Jr. • Guard	6-8 • 230 • So. • Forward	6-10 • 270 • Jr. • Center
PPG RPG APG	PPG RPG APG	PPG RPG APG	PPG RPG BPG	PPG RPG BPG
15.3 3.2 3.4	4.3 3.6 6.0	14.9 4.9 1.0	16.4 8.4 1.2	7.4 6.2 0.8

Athletics Media Relations

ARKANSAS STATE UNIVERSITY

P.O. Box 1000

State University, Ark. 72467

Telephone – (870) 972-2541, Fax – (870) 972-

3367, Press Row – (870) 972-2541

Athletics Website – AStateRedWolves.com

MBB Contact – Dennen Cuthbertson,

Assistant Athletics Media Relations Director

mcuthbertson@astate.edu

Jerry Scott, Assistant Athletics Director/

Athletics Media Relations Director

(870) 972-3405 / jscott@astate.edu

Chris Graddy,

Assistant Athletics Media Relations Director

(870) 972-2707/ cgraddy@astate.edu

MEDIA INFORMATION

CREDENTIALS

Working press credentials can be requested by contacting Dennen Cuthbertson at (870) 972-2541 or via email at mcuthbertson@astate.edu. Full season and single-game credentials will be mailed whenever possible. If not, they will be left at the Media Will Call table located on the lower level to the left of the green entrance of the A-State Convocation Center.

MEDIA ROOM

Enter the media room from the lower level, beneath the blue portal. Please do not attempt to access the media room from the entrance beneath the yellow portal. Game notes, flipcards and refreshments will be provided to credentialed media.

POST-GAME INTERVIEWS

The A-State locker room is closed to all media members. Head coach John Brady and requested assistant coaches and players will be available for interviews following a brief cooling off period. At A-State's home games, all post-game coach and player interviews will be in the media room.

PRACTICE COVERAGE

A-State men's basketball practices are closed to the media with the exception of the last 10 minutes of practice. Players and coaches are available for interviews following practice. Please contact Dennen Cuthbertson in the A-State Athletics Media Relations office prior to practice to arrange interviews. Please be respectful during practice, no food or loud conversation and silence your cell phones.

BASKETBALL GAME NOTES/RELEASES

All Red Wolves men's basketball game notes can be obtained as a PDF document via the A-State Athletics official website at AStateRedWolves.com. To be added to the email broadcast for men's basketball releases, contact Dennen Cuthbertson in the A-State Athletics Media Relations office at mcuthbertson@astate.edu. Game notes will be made available at least 24 hours prior to the next scheduled A-State men's basketball game and a post-game recap will be distributed within two hours following a game's conclusion.



A-STATE/SOUTH ALABAMA SERIES HISTORY

- A-State and South Alabama began their series with a home-and-home in the 1970-71 season with USA winning 69-59 in Mobile and A-State winning 76-59 in Jonesboro. The two schools didn't play again until the 1991-92 season when Arkansas State joined the Sun Belt Conference. A-State earned a 63-60 home victory in that matchup.
- The Red Wolves swept last season's meetings by winning 72-60 in Jonesboro on Jan. 11 before earning an 85-61 win on the road Feb. 13. A-State registered its 10th win of the season in the first meeting as Kirk Van Slyke (21 points and 14 rebounds) and Ed Townself (12 points and 10 rebounds) both recorded double-doubles. Melvin Johnson III added 12 points off the bench as A-State improved to 3-1 in SBC play. Arkansas State shot 52.8 percent (28-53) in the second contest on the road, including an 18-18 mark from the free throw line. Johnson III poured in 24 points, while Van Slyke (17), Kendrick Washington (12), and Brandon Reed (12) all scored in double figures for the Red Wolves.
- Arkansas State has a 21-17 edge in the all-time series, with a 14-4 advantage at home, while South Alabama holds a 13-6 edge in Mobile. The two schools have only met once on a neutral floor with A-State earning a 96-83 victory in the 1994-95 SBC Tournament in Little Rock, Ark. That meeting is one of only two times the Red Wolves and Jaguars have squared off in the conference tournament with the other coming in the 2000-01 season when USA defeated A-State 76-53 in Mobile. A-State has won four straight against the Jaguars and has won two in a row over South Alabama in Mobile. USA's last win over the Red Wolves was a 74-57 decision in Mobile on Feb. 9, 2012. A-State head coach John Brady is 6-2 against South Alabama at Arkansas State and 7-3 against the Jaguars in his overall coaching career.

LAST TIME OUT

- Arkansas State defeated Niagara 74-69 despite trailing for 34:36 of the game. The Red Wolves took the lead for good on a Sean Gardner three-pointer with 1:53 remaining in the contest. Cameron Golden stretched the lead to 70-65 with a three-pointer on the next possession as A-State was able to hold onto the victory and finish the non-conference portion of its schedule with a 5-4 record.
- Sean Gardner led the Red Wolves with 23 points and Cameron Golden scored 20 of his own. PJ Hardwick had a fantastic game with 11 assists and no turnovers with four points, including a huge jumper at the shot clock buzzer to bring A-State within 65-64 with 2:54 left in the game. Anthony Livingston registered his third double-double of the season with 16 points and 10 rebounds. A-State outshot Niagara 47.3 percent (26-55) to 45 percent (27-60) for the game, but the Purple Eagles shot 63 percent (17-27) in the first half compared to Arkansas State's 40 percent (12-30) to earn a 41-36 lead at the break. A-State outrebounded Niagara by a narrow 35-34 margin, but outshot the Purple Eagles from three-point range 41.2 percent (7-17) to 21.7 percent (5-23) and from the charity stripe 71.4 percent (15-21) to 52.6 percent (10-19).
- The Red Wolves' win over the Purple Eagles improved A-State to 2-0 all-time against Niagara and 4-3 overall against teams from the Metro Atlantic Athletic Conference (MAAC). The win over Niagara gives the Red Wolves a winning record against non-conference competition for the third straight season.

SCOUTING SOUTH ALABAMA

- The Jaguars enter the SBC opener for both teams with a 2-8 record and have lost five straight. USA has two wins over non-DI competition this season with an 83-64 season-opening win versus Carroll College and a 71-54 decision over Spring Hill College back on Dec. 2. The Jaguars have lost two games in overtime in their five-game losing streak by dropping a tough 68-67 contest to Middle Tennessee and a 71-65 loss at IUPUI. USA lost to Howard 73-60 at home on Dec. 23 in its last game.
- Ken Williams leads South Alabama in scoring with a 12.5 PPG average, while Taishaun Johnson is the only other player to average in double figures with a 12.1 PPG mark. Donte Ferguson leads the team with a 7.4 RPG mark and Abdul Lewis is slightly behind with a 7.3 average. Barrington Stevens has a 2.9 APG mark to pace the squad, while Johnson is the team's leader in SPG (1.5) and Ferguson leads in BPG (0.9).
- South Alabama's head coach is Matthew Graves. He sports a 13-28 record in his second season as head coach after coming over from Butler. Graves played for the Bulldogs from 1993-98 and was an assistant coach there from 2003-13, serving as the associate head coach for the last three of those seasons.

2014-15 Sun Belt Conference Standings

<u>Team</u>	<u>Conference</u>		<u>Overall</u>	
Georgia Southern	0-0	.000	7-2	.778
Texas State	0-0	.000	6-3	.667
Georgia State	0-0	.000	7-4	.636
UT Arlington	0-0	.000	6-4	.600
Troy	0-0	.000	5-4	.556
Arkansas State	0-0	.000	5-4	.556
Louisiana-Lafayette	0-0	.000	6-5	.545
ULM	0-0	.000	6-5	.545
UALR	0-0	.000	5-5	.500
Appalachian State	0-0	.000	3-6	.333
South Alabama	0-0	.000	2-8	.200



2014-15

Preseason All-Conference

FIRST TEAM

Name	School	Year	Pos.
Jelani Hewitt	Georgia Southern	Sr.	G
Ryan Harrow	Georgia State	Sr.	G
R.J. Hunter	Georgia State	Jr.	G
Shawn Long	Louisiana-Lafayette	Sr.	F
Lonnie McClanahan	UT Arlington	Sr.	G

SECOND TEAM

Name	School	Year	Pos.
Josh Hagins	UALR	Jr.	G
James White	UALR	Jr.	F
Xavian Rimmer	Louisiana-Lafayette	Sr.	G
Tylor Ongwae	ULM	Sr.	F
Emani Grant	Texas State	Jr.	F

THIRD TEAM

Name	School	Year	Pos.
Tab Hamilton	Appalachian State	Sr.	G
Trent Wiedeman	Georgia Southern	Sr.	G
Curtis Washington	Georgia State	Sr.	F
Jamel Outler	UT Arlington	Sr.	G
Kevin Thomas	Troy	Sr.	F

Preseason Player of the Year
R.J. Hunter, Georgia State

2014-15 Coaches Preseason Poll

(Points & First-Place Votes)

1. Georgia State – 121 pts. (11)
2. Louisiana-Lafayette – 110 pts.
3. UALR – 94 pts.
4. UT Arlington – 74 pts.
5. Arkansas State – 73 pts.
6. ULM – 69 pts.
7. Texas State – 43 pts.
8. Troy – 42 pts.
- 9T. Georgia Southern – 38 pts.
- 9T. South Alabama – 38 pts.
11. Appalachian State – 23 pts.

2014-15 Preseason Honors

Athlon Sports

A-State – 7th in Sun Belt Conference

College Sports Madness

Cameron Golden – All-SBC Fourth Team

Lindy's Sports

A-State – 6th in Sun Belt Conference

Sporting News

A-State – 5th in Sun Belt Conference

Blue Ribbon Yearbook

A-State – 4th in Sun Belt Conference

Gardner Earns CSM Award: Redshirt junior guard Sean Gardner was named the College Sports Madness SBC Men's Basketball Player of the Week after scoring 23 points in A-State's 74-69 win over Niagara. He was 9-14 from the field, including 3-8 from three point range, and also had three rebounds and an assist. He is third on the team in scoring (14.9 PPG) and is responsible for three of A-State's top-five scoring games this season. His PPG mark ranks ninth in the Sun Belt Conference and he ranks second in the Sun Belt Conference in three-point field-goal percentage at 39.3 percent, a mark that also places him 67th in the nation. He is third in the conference in three-point field goals per game at 2.67 and ranks 68th in the country in that category. His 24 makes from beyond the arc this season are the third most in the SBC.

Living-strong: Anthony Livingston has had little problems adjusting to Division I basketball after transferring from San Jacinto Junior College. He had his third double-double of the season against Niagara with 16 points and 10 rebounds. He leads A-State in points per game (16.4), rebounds per game (8.4), field-goal percentage (52 percent), and blocks per game (1.2). The PPG mark ranks as fourth in the conference and 116th in the nation, while the field-goal percentage is fifth in the SBC and 81st in the country. His RPG mark is second in the conference and 60th in the nation, while his defensive rebounds per game average of 6.33 is first in the conference and 30th in the nation.

Passing with PJ: A-State redshirt sophomore point guard PJ Hardwick had an outstanding game against Niagara as he dished out 11 assists with zero turnovers. He also scored four points, including a key jumper as the shot clock expired to bring A-State within 65-64 late in the game. He leads the team with 42 assists for a 6.0 APG average despite missing the first two games of the year. The APG mark ranks first in the conference and 16th in the nation, while he has a 2.21 assist-to-turnover ratio that ranks fourth in the conference and 94th in the country. The 42 assists ranks third in the conference and 184th in the nation.

The Golden Rule: Junior guard Cameron Golden was second on the squad with 20 points against Niagara and is second on the team with a 15.3 PPG average. That mark ranks him eighth in the conference. He is team's leader in steals with a 2.0 SPG mark, a total that ranks fourth in the SBC and 66th in the nation. He is second on the team in assists per game with 3.4, an average that ranks seventh in the SBC.

20/20: Sophomore forward Anthony Livingston accomplished a feat that no A-State player had done since the 1993-94 season. He scored 20 points and grabbed 20 rebounds against Marshall, while also tying for the team lead with four assists and leading the team with three blocked shots. It was the first time since Jan. 29, 1994 that an A-State player had scored 20 points and had 20 rebounds. On that date, A-State's Jeff Clifton tallied 43 points and had 25 boards against UALR. He was named the College Sports Madness SBC Player of the Week for his efforts in that game and against Mississippi State (eight points and seven rebounds).

Doubling Up: A-State has had at least three players score in double figures in eight of its nine games this season, with the only exception being the Purdue contest. A-State had three scorers in double figures against Niagara with Sean Gardner leading the way with 23. Cameron Golden scored 20 and Anthony Livingston added 16 points.

Nouhoum, No Problem: A-State junior center Nouhoum Bocoum has drawn four consecutive starts since coming off the bench in the first five games of the season. He scored five points and grabbed seven rebounds in the 74-69 win over Niagara. Bocoum also has one of the team's double-doubles this season with a 10-point, 10-rebound effort against Purdue off the bench. He is fourth on the team in scoring (7.4 PPG) and second in rebounding (6.2 RPG).

No Rest For the Weary: Cameron Golden, Anthony Livingston, and Sean Gardner are all in the top-six in minutes played in the Sun Belt Conference and top-100 in the nation. Golden is third in the SBC and 36th in the nation with 35:46 minutes per game. Gardner is fifth in the conference and 92nd in the nation with 34:20 minutes per game and Livingston is sixth in the SBC and 96th in the nation with 34:13 minutes per game.

National and SBC Rankings: Arkansas State ranks fifth in the conference and 31st in the nation in fewest turnovers with 122. The Red Wolves are third in the conference and 94th in the country with a 36.5 percent mark from three-point range this season.

Brady's Homecoming A Success: A-State head coach John Brady returned to Mississippi State Wednesday, Dec. 17 and came away with a 69-55 win. He earned his master's degree from Mississippi State and was a graduate assistant coach for the Bulldogs in 1977. After a high school head coaching stint, Brady returned to Mississippi State as an assistant coach and was with the Bulldogs for eight seasons from 1982-90. He served as the primary recruiter for head coach Richard Williams the last four years of his tenure.

Career High For Cali: Sophomore guard Daijon Macklien (nicknamed Cali because his home state is California) played a career-high 21 minutes against Toledo and scored a career-high seven points by connecting on two three-pointers and adding a free throw. He also added two assists and a steal against the Rockets.

Number 100: Arkansas State head coach John Brady recorded his 100th win as A-State's head coach with the 67-49 victory over UCA on December 1. He became the fifth coach to register at least 100 wins at Arkansas State joining John Rauth, Nelson Catalina, Dickey Nutt, and Marvin Adams. Adams is the coach above Brady with 111 wins that he tallied from 1976-84.

Did You Know?: Sophomore guard Daijon Macklien played football at NCAA Division II North Alabama in the 2012 season ... Sean Gardner and junior forward Charles Waters are stepbrothers ... Nouhoum Bocoum wears size 18 shoes ... Cameron Golden has switched his jersey number to one for this upcoming season after wearing zero this past 2013-14 campaign.

A-STATE'S RECORD WHEN...

At home	2-2
On the road	3-2
At a neutral site	0-0
Leading at half	3-2
Trailing at half	2-1
Tied at half	0-1
In overtime	0-0
Coming off a win	3-1
Coming off a loss	2-3
A-State scores first	4-1
Opponent scores first	1-3
In 1-4 point games	0-1
In 5-9 point games	2-2
In 10-14 point games	1-0
In 15 or more point games	2-1
Leading with 5 minutes left in regulation	4-0
Trailing with 5 minutes left in regulation	1-4
Tied with 5 minutes left in regulation	0-0
Scoring less than 50 points	0-1
Scoring 50-59 points	0-1
Scoring 60-69 points	3-1
Scoring 70-79 points	1-1
Scoring 80-89 points	0-0
Scoring 90-99 points	1-0
Scoring 100 or more points	0-0
Allowing less than 50 points	1-0
Allowing 50-59 points	2-0
Allowing 60-69 points	2-1
Allowing 70-79 points	0-2
Allowing 80-89 points	0-1
Allowing 90-99 points	0-0
Allowing 100 or more points	0-0
Better than 50% FG	2-1
Less than 50% FG	3-3
Opponent at or better than 50% FG	0-1
Opponent less than 50% FG	5-3
Outshooting opponent	2-1
Outshot by opponent	3-3
Same number of shots	0-0
Better than or at 50% 3-PT FG	0-1
Less than 50% 3-PT FG	5-3
Opponent better than or at 50% 3-PT FG	0-0
Opponent less than 50% 3-PT FG	5-4
Better than or at 50% FT	5-4
Less than 50% FT	0-0
Opponent better than or at 50% FT	4-4
Opponent less than 50% FT	1-0
Shooting more free throws than opponent	3-1
Shooting less free throws than opponent	2-3
Free throws are even	0-0
A-State starters outscore opponents	5-2
Opponent's starters outscore A-State	0-2
Starter scoring is even	0-0
Bench scores in double-digits	3-2
Bench outscores opponent	2-0
Opponent bench outscores A-State	3-3
Bench scoring is even	0-1
No A-State players score in double figures	0-0
One player scores in double figures	0-0
Two players score in double figures	0-1
Three or more players score in double figures	5-3
Outrebounding opponent	5-1
Outrebounded by opponent	0-2
Rebounds are even	0-1
10 or more assists	5-2
10 or more steals	1-0
5 or more blocks	1-0
Forcing more turnovers than opponent	1-0
Committing more turnovers than opponent	4-3
Turnovers are even	0-1
In November	0-2
In December	5-2
In January	0-0
In February	0-0
In March	0-0

HEAD COACH JOHN BRADY



A proven winner in the collegiate coaching ranks, John Brady's vision of taking the Arkansas State men's basketball program to the highest competitive level nationally has made the two entities a perfect match.

Brady has certainly become accustomed to success throughout his distinguished coaching career as evidenced by a Final Four appearance and 380 career

victories.

The past two seasons (2012-13 and 2013-14) clearly illustrate Brady's success as A-State has compiled back-to-back 19-win seasons to represent the Red Wolves' most single-season victories since 1997-98 campaign. The 2012-13 team posted a 19-12 overall mark and claimed a Sun Belt Conference (SBC) West Division Championship title while the 2013-14 squad registered a 19-13 overall record.

A new era in A-State men's basketball history began on March 19, 2008 when Brady was announced as the Red Wolves' 15th head coach in the program's history.

Brady has wasted little time making a positive impact on the A-State program as in his initial three years at the helm, he turned the Red Wolves into a success story on the court by capturing a share of the Sun Belt Conference's Western Division Championship title in 2010-11 along with compiling double-digit SBC wins back-to-back for the first time in nearly 20 years and going 13-0 at home.

During his first season with the Red Wolves, Brady helped lead A-State to one of the best starts in program history and achieved the No. 22 ranking on Collegeinsider.com's Top 25 poll.

Brady would take the Red Wolves a step further in his second season (2009-10), improving their record to 17-14 while making a Sun Belt Conference Tournament Semifinal appearance and finishing second in the SBC's West Division. For his efforts, Brady was named Sun Belt Coach of the Year and the District VII Coach of the Year by the USBWA.

For the 2009-10 season, A-State registered an 11-7 SBC record which signified its best conference mark since the 2006-07 campaign when A-State achieved an identical league mark. A-State's 11 wins represented the seventh time in which the Red Wolves compiled a double-digit league victories total since joining the Sun Belt. A-State would then duplicate its SBC wins in the 2010-11 season by finishing with an 11-5 conference ledger.

Prior to Arkansas State, Brady spent 10-plus seasons serving as LSU's head coach. During his tenure at the school, Brady guided the Tigers to six post-season berths, two Southeastern Conference (SEC) Championship crowns and three SEC Western Division titles. With his success, Brady was tabbed as the SEC Coach of the Year twice (1999-00 and 2005-06).

Brady's 16-year tenure as a head coach at both LSU and Samford in Birmingham, Alabama, has been decorated with achievements. He has coached a combined 25 All-TAAC and SEC selections, 48 academic all-conference choices, posted 11 winning seasons and collected five division championships. Brady compiled up the third most wins in LSU history with 192 and left Samford after the 1996-97 season as the Bulldog's all-time leader in coaching victories (89) as well.

Brady quickly turned around an LSU's men's basketball program that had suffered four consecutive losing seasons prior to his arrival, leading the Tigers to a 28-6 record, an SEC Championship and an NCAA Sweet 16 appearance in just his third season (1999-00) at the helm. Under Brady's direction, the Tigers recorded six consecutive winning seasons from 2001-02 to 2006-07 while making three trips to the NCAA Tournament and two more to the NIT. The 2005-06 campaign saw LSU post a 27-9 overall record and advance to the Final Four for the first time in 20 years.

Not only did Brady coach the Tigers to 23 wins versus ranked opponents, he also led them to victories over two teams ranked No. 1 in the Associated Press Poll (Arizona in 2002-03 and Duke in 2005-06). Additionally, he orchestrated a 19-game home win-

ning streak over SEC opponents, the third longest stretch in LSU history.

While at LSU, Brady coached two NBA Lottery picks and six current NBA players. The Tigers signed nine Parade All-Americans and four McDonald All-Americans under Brady, who also coached three SEC Players of the Year, four players named SEC Freshman of the Year, one SEC Scholar-Athlete of the Year and 17 All-SEC selections.

Prior to taking over the reigns at LSU, Brady served as Samford's head coach from 1991-92 through 1996-97. He quickly turned around a Samford program, which was coming off six straight losing seasons, by guiding the Bulldogs to a 17-10 overall record in just his second season. Brady went on to lead Samford to three consecutive winning seasons (1995-97) for the first time since 1982-84, culminating in a 19-9 overall record and division crown in 1997. SU placed first in the Trans America Athletic Conference's (TAAC) West Division in each of Brady's final two seasons for the first time in program history.

Brady's four winning seasons at Samford represented the first for any coach at the school. He directed SU to an 89-77 record after the Bulldogs went 27-83 the four seasons prior to his initial year. Brady coached eight All-TAAC and 14 Academic All-TAAC student-athletes over six seasons at Samford.

A native of McComb, Miss., native, Brady earned his bachelor's degree from Belhaven College in 1976. He was a three-year starter at BC and scored over 1,000 career points. Brady, a two-time All-Southern States Conference selection, was inducted into his alma mater's Hall of Fame.

Brady began his coaching career as a graduate assistant for the Mississippi State men's basketball program where he earned his master's degree from 1976-77. Brady took his first head coaching position in 1977 at Louisiana's Crowley High School and led the basketball squad to a 129-49 (.725) overall record in five seasons. He was honored as the 1981 Louisiana Sports Writers Association Class 3-A Coach of the Year.

Brady returned to the college coaching ranks in 1982 as an assistant coach at Mississippi State. He spent eight years with the Bulldogs, the first four seasons under coach Bob Hoyt and the proceeding four as a chief recruiter for coach Richard Williams. Following his tenure at MSU, Brady returned to Louisiana to serve as an assistant coach at the University of New Orleans. Brady helped lead UNO to a NCAA Tournament berth in his only season with the Privateers.

BRADY'S YEAR-BY-YEAR AT A-STATE

SEASON	OVERALL			CONFERENCE			FINISH
	W	L	Pct.	W	L	Pct.	
2008-09	13	17	.434	5	13	.278	7th-West
2009-10	17	14	.548	11	7	.611	2nd-West
2010-11	17	15	.531	11	5	.687	WD Champs
2011-12	14	20	.412	6	10	.375	5th-West
2012-13	19	12	.633	12	8	.600	WD Champs
2013-14	19	13	.594	10	8	.556	4th
2014-15	5	4	.556	0	0	.000	
TOTALS	104	95	.523	55	51	.519	

WD – West Division Champions

BRADY'S A-STATE RECORD BREAKDOWN

MONTH	OVERALL	HOME	AWAY	NEUTRAL
NOVEMBER	18-18	10-4	8-10	0-4
DECEMBER	30-21	21-5	9-16	0-0
JANUARY	28-23	21-7	7-16	0-0
FEBRUARY	22-23	15-5	7-18	0-0
MARCH	6-10	1-2	0-3	5-5

CAREER TOTAL – 104-95

HOME – 68-23;

AWAY – 31-63;

NEUTRAL – 5-9



2014-15 Arkansas State Men's Basketball Roster

NO.	NAME	HT.	WT.	YR.	POS.	Ex.	HOMETOWN/LAST SCHOOL
0	Daijon Macklien	6-1	195	So.	G	JC	Los Angeles, Calif./Chattahoochee Valley CC
1	Cameron Golden	6-0	158	Jr.	G	2L	Memphis, Tenn./Ridgeway
2	Connor Kern	6-4	189	Fr.	G	HS	Pickerington, Ohio/Pickerington Central
3	Devin Carter*	6-4	209	Jr.	G	TR	Champaign, Ill./Kent State
4	Josh Pierre	6-0	184	Jr.	G	2L	Baton Rouge, La./Stillwater, Okla.
5	PJ Hardwick	5-11	167	RSo.	G	TR	Miami, Fla./North Texas
10	Frederic Dure	6-5	165	Jr.	G	JC	Montreal, Quebec/Sheridan College
11	Charles Waters	6-6	186	Jr.	F	JC	Memphis, Tenn./Southwest Tennessee CC
12	Sean Gardner	6-5	178	RJr.	G	RS	Memphis, Tenn./Motlow JC
13	C.J. Foster	6-3	180	So.	G	JC	Lilburn, Ga./Roane State
14	Kelvin Downs	6-9	230	Jr.	F	2L	Arlington, Texas/Juan Seguin
20	Josh Bowling	6-5	205	Fr.	F	HS	Benton, Ark./Benton
24	Anthony Livingston	6-8	230	So.	F	JC	Washington, D.C./San Jacinto College
33	Nouhoum Bocoum	6-10	270	Jr.	C	JC	Harlem, N.Y./Paris JC

* – Ineligible 2014-15 season due to NCAA Transfer Rule

Coaching Staff:

HEAD COACH: John Brady (7th Year)

ASSOCIATE HEAD COACH: Melvin Haralson (4th Year)

ASSISTANT COACHES: Carlos Wilson (1st Year), Mike Scutero (1st year)

DIRECTOR OF BASKETBALL OPERATIONS: Kyle Drake (1st Year)

Pronunciation Guide:

Nouhoum Bocoum - NA-hoom BA-coom

Daijon Macklien - DAY-john MAC-clean

Red Wolves by State/Country

Tennessee (3)

Memphis - Cameron Golden

Memphis - Charles Waters

Memphis - Sean Gardner

Arkansas (1)

Benton - Josh Bowling

California (1)

Los Angeles - Daijon Macklien

Florida (1)

Miami - PJ Hardwick

Georgia (1)

Lilburn - C.J. Foster

Illinois (1)

Champaign - Devin Carter

Louisiana (1)

Baton Rouge - Josh Pierre

New York (1)

Harlem - Nouhoum Bocoum

Ohio (1)

Pickerington - Connor Kern

Texas (1)


Arlington - Kelvin Downs

District of Columbia (1)

Washington, D.C. - Anthony Livingston

Canada (1)

Montreal, Quebec - Frederic Dure




0 – Dajon Macklien

Sophomore - Guard
6-1 - 195
Los Angeles, Calif.



1 – Cameron Golden

Junior - Guard
6-0 - 158
Memphis, Tenn.



2 – Connor Kern

Freshman - Guard
6-4 - 189
Pickerington, Ohio



3 – Devin Carter

Junior - Guard
6-4 - 209
Champaign, Ill.




4 – Josh Pierre

Junior - Guard
6-0 - 184
Baton Rouge, La.



5 – PJ Hardwick

R-Sophomore - Guard
5-10 - 167
Miami, Fla.




10 – Frederic Dure

Junior - Guard
6-5 - 165
Montreal, Quebec



11 – Charles Waters

Junior - Forward
6-6 - 186
Memphis, Tenn.




12 – Sean Gardner

R-Junior - Guard
6-5 - 178
Memphis, Tenn.



13 – C.J. Foster

Sophomore - Guard
6-3 - 180
Lilburn, Ga.



14 – Kelvin Downs

Junior - Forward
6-9 - 230
Arlington, Texas




20 – Josh Bowling

Freshman - Forward
6-5 - 205
Benton, Ark.



22 – Tyler Cordon

Freshman - Forward
6-7 - 225
Kailua, Hawaii



24 – Anthony Livingston

Sophomore - Forward
6-8 - 230
Washington, D.C.



25 – Ronnie White

Junior - Forward
6-9 - 225
Chicago, Ill.



33 – Nouhoum Bocoum

Junior H Center
6-10 H 270
Harlem, N.Y.



John Brady

Head Coach
7th Season



Melvin Haralson

Associate Head Coach
4th Season



Carlos Wilson

Assistant Coach
1st Season



Mike Scutero

Assistant Coach
1st Season



2014-15 RADIO/TV ROSTER





Arkansas State Combined Team Statistics (as of Dec 23, 2014)

All games



RECORD:	OVERALL	HOME	AWAY	NEUTRAL
ALL GAMES	5-4	2-2	3-2	0-0
CONFERENCE	0-0	0-0	0-0	0-0
NON-CONFERENCE	5-4	2-2	3-2	0-0

##	Player	gp-gs	min	avg	Total		3-Point		F-Throw		Rebounds				pf	dq	a	to	blk	stl	pts	avg
					fg-fga	fg%	3fg-fga	3fg%	ft-fa	ft%	off	def	tot	avg								
24	Livingston, Anthon	9-9	308	34.2	53-102	.52	11-23	.47	31-50	.62	19	57	76	8.4	21	0	10	29	11	6	148	16.4
01	Golden, Cameron	9-9	322	35.8	47-119	.39	23-67	.34	21-28	.75	5	24	29	3.2	22	1	31	15	3	18	138	15.3
12	Gardner, Sean	9-9	309	34.3	50-105	.47	24-61	.39	10-16	.62	12	32	44	4.9	20	1	9	12	3	7	134	14.9
33	Bocoum, Nouhou	9-4	171	19.0	26-55	.47	0-1	.00	15-23	.65	20	36	56	6.2	16	0	1	10	7	3	67	7.4
05	Hardwick, PJ	7-7	220	31.4	8-25	.32	0-0	.00	14-18	.77	6	19	25	3.6	15	0	42	19	0	4	30	4.3
14	Downs, Kelvin	9-5	157	17.4	14-35	.40	0-2	.00	10-15	.66	8	18	26	2.9	23	1	3	13	4	1	38	4.2
13	Foster, C.J.	6-2	97	16.2	5-12	.41	0-3	.00	7-10	.70	4	5	9	1.5	13	1	6	8	1	0	17	2.8
00	Macklien, Daijon	9-0	132	14.7	9-21	.42	3-9	.33	3-4	.75	1	7	8	0.9	7	0	10	10	0	4	24	2.7
11	Waters, Charles	7-0	49	7.0	5-11	.45	0-0	.00	3-4	.75	3	8	11	1.6	7	0	0	4	0	4	13	1.9
25	White, Ronnie	3-0	26	8.7	1-4	.25	0-0	.00	3-4	.75	2	8	10	3.3	4	0	0	1	0	0	5	1.7
04	Pierre, Josh	4-0	9	2.3	0-1	.00	0-1	.00	0-0	.00	0	1	1	0.3	0	0	0	0	0	1	0	0.0
Team											21	16	37		1		1					
Total.....		9	1800		218-490	.44	61-167	.36	117-172	.68	101	231	332	36.9	149	4	112	122	29	48	614	68.2
Opponents.....		9	1800		212-525	.40	66-212	.31	107-170	.62	110	197	307	34.1	160	-	108	105	26	53	597	66.3

TEAM STATISTICS	ASU	OPP	Date	Opponent	Score	Att.
SCORING	614	597	11/17/14	UT MARTIN	L 73-75	1517
Points per game	68.2	66.3	11/25/14	LAMAR	L 58-63	1534
Scoring margin	+1.9	-	12/1/14	at Central Arkansas	W 67-49	1734
FIELD GOALS-ATT	218-490	212-525	12/6/14	BELHAVEN	W 95-68	1406
Field goal pct	.445	.404	12/10/14	at Purdue	L 46-87	9964
3 POINT FG-ATT	61-167	66-212	12/13/14	at TOLEDO	L 65-73	4445
3-point FG pct	.365	.311	12-17-14	at Mississippi State	W 69-55	5390
3-pt FG made per gam	6.8	7.3	12/20/14	MARSHALL	W 67-58	1781
FREE THROWS-ATT	117-172	107-170	12/23/14	at Niagara	W 74-69	909
Free throw pct	.680	.629	* - Conference game			
F-Throws made per ga	13.0	11.9				
REBOUNDS	332	307				
Rebounds per game	36.9	34.1				
Rebounding margin	+2.8	-				
ASSISTS	112	108				
Assists per game	12.4	12.0				
TURNOVERS	122	105				
Turnovers per game	13.6	11.7				
Turnover margin	-1.9	-				
Assist/turnover ratio	0.9	1.0				
STEALS	48	53				
Steals per game	5.3	5.9				
BLOCKS	29	26				
Blocks per game	3.2	2.9				
ATTENDANCE	6238	22442				
Home games-Avg/Gam	4-1560	5-4488				
Neutral site-Avg/Game	-	0-0				

Score by Periods	1st	2nd	Totals
Arkansas State	299	315	614
Opponents	301	296	597



Arkansas State Team Game-by-Game (as of Dec 29, 2014) All games



TEAM STATISTICS

Opponent	Date	Score		Total		3-Pointers		Free throws		Rebounds											
				fg-fga	pct	3fg-fga	pct	ft-fta	pct	off	def	tot	avg	pf	a	t/o	blk	stl	pts	avg	
UT MARTIN	11/17/	73-75	L	26-45	.57	6-11	.54	15-20	.75	4	23	27	27.0	18	6	16	1	6	73	73.0	
LAMAR	11/25/	58-63	L	19-46	.41	5-17	.29	15-25	.60	12	20	32	29.5	17	8	15	3	3	58	65.5	
at Central Arkansas	12/1/1	67-49	W	26-58	.44	6-19	.31	9-16	.56	17	20	37	32.0	16	10	14	7	11	67	66.0	
BELHAVEN	12/6/1	95-68	W	34-68	.50	13-27	.48	14-15	.93	17	30	47	35.8	14	20	12	4	9	95	73.2	
at Purdue	12/10/	46-87	L	17-57	.29	2-14	.14	10-14	.71	13	18	31	34.8	22	11	17	2	5	46	67.8	
at TOLEDO	12/13/	65-73	L	25-58	.43	9-23	.39	6-8	.75	10	25	35	34.8	19	16	10	3	4	65	67.3	
at Mississippi State	12-17-	69-55	W	24-46	.52	8-19	.42	13-24	.54	6	33	39	35.4	14	13	14	3	4	69	67.6	
MARSHALL	12/20/	67-58	W	21-57	.36	5-20	.25	20-29	.69	13	36	49	37.1	13	12	14	4	2	67	67.5	
at Niagara	12/23/	74-69	W	26-55	.47	7-17	.41	15-21	.71	9	26	35	36.9	16	16	10	2	4	74	68.2	
Arkansas State		614		218-490	.445	61-167	.365	117-172	.680	101	231	332	36.9	149	112	122	29	48	614	68.2	
Opponents		597		212-525	.404	66-212	.311	107-170	.629	110	197	307	34.1	160	108	105	26	53	597	66.3	

Games played: 9
Points/game: 68.2
FG Pct: 44.5
3FG Pct: 36.5
FT Pct: 68.0

Rebounds/game: 36.9
Assists/game: 12.4
Turnovers/game: 13.6
Assist/turnover ratio: 0.9
Steals/game: 5.3
Blocks/game: 3.2



Arkansas State Team High/Low Analysis (as of Dec 29, 2014)
All games



Arkansas State - TEAM GAME HIGHS

POINTS	95	BELHAVEN (12/6/14)
	74	at Niagara (12/23/14)
	73	UT MARTIN (11/17/14)
	69	at Mississippi State (12-17-14)
	67	MARSHALL (12/20/14)
	67	at Central Arkansas (12/1/14)
FIELD GOALS MADE	34	BELHAVEN (12/6/14)
	26	at Niagara (12/23/14)
	26	at Central Arkansas (12/1/14)
	26	UT MARTIN (11/17/14)
FIELD GOAL ATTEMPTS	68	BELHAVEN (12/6/14)
	58	at TOLEDO (12/13/14)
	58	at Central Arkansas (12/1/14)
FIELD GOAL PERCENTAGE	.578 (26-45)	UT MARTIN (11/17/14)
	.522 (24-46)	at Mississippi State (12-17-14)
3 PT FIELD GOALS MADE	13	BELHAVEN (12/6/14)
	9	at TOLEDO (12/13/14)
3 PT FG ATTEMPTS	27	BELHAVEN (12/6/14)
	23	at TOLEDO (12/13/14)
3 PT FG PERCENTAGE	.545 (6-11)	UT MARTIN (11/17/14)
	.481 (13-27)	BELHAVEN (12/6/14)
FREE THROWS MADE	20	MARSHALL (12/20/14)
	15	at Niagara (12/23/14)
	15	LAMAR (11/25/14)
	15	UT MARTIN (11/17/14)
FREE THROW ATTEMPTS	29	MARSHALL (12/20/14)
	25	LAMAR (11/25/14)
FREE THROW PERCENTAGE	.933 (14-15)	BELHAVEN (12/6/14)
	.750 (15-20)	UT MARTIN (11/17/14)
	.750 (6-8)	at TOLEDO (12/13/14)
REBOUNDS	49	MARSHALL (12/20/14)
	47	BELHAVEN (12/6/14)
ASSISTS	20	BELHAVEN (12/6/14)
	16	at Niagara (12/23/14)
	16	at TOLEDO (12/13/14)
STEALS	11	at Central Arkansas (12/1/14)
	9	BELHAVEN (12/6/14)
BLOCKED SHOTS	7	at Central Arkansas (12/1/14)
	4	MARSHALL (12/20/14)
	4	BELHAVEN (12/6/14)
TURNOVERS	17	at Purdue (12/10/14)
	16	UT MARTIN (11/17/14)
FOULS	22	at Purdue (12/10/14)
	19	at TOLEDO (12/13/14)



Arkansas State High/Low Analysis (as of Dec 29, 2014)
All games



Opponent - GAME HIGHS

POINTS	87		at Purdue (12/10/14)
	75		UT MARTIN (11/17/14)
	73		at TOLEDO (12/13/14)
	69		at Niagara (12/23/14)
	68		BELHAVEN (12/6/14)
FIELD GOALS MADE	30		at Purdue (12/10/14)
	27		at Niagara (12/23/14)
FIELD GOAL ATTEMPTS	71		MARSHALL (12/20/14)
	65		at Mississippi State (12-17-14)
FIELD GOAL PERCENTAGE	.508	(30-59)	at Purdue (12/10/14)
	.473	(26-55)	UT MARTIN (11/17/14)
3 PT FIELD GOALS MADE	11		BELHAVEN (12/6/14)
	10		MARSHALL (12/20/14)
3 PT FG ATTEMPTS	38		MARSHALL (12/20/14)
	30		BELHAVEN (12/6/14)
3 PT FG PERCENTAGE	.400	(8-20)	UT MARTIN (11/17/14)
	.391	(9-23)	at Purdue (12/10/14)
FREE THROWS MADE	20		at TOLEDO (12/13/14)
	18		at Purdue (12/10/14)
FREE THROW ATTEMPTS	28		at Purdue (12/10/14)
	25		at TOLEDO (12/13/14)
FREE THROW PERCENTAGE	.833	(10-12)	at Mississippi State (12-17-14)
	.800	(20-25)	at TOLEDO (12/13/14)
REBOUNDS	43		MARSHALL (12/20/14)
	41		at Purdue (12/10/14)
ASSISTS	21		at Purdue (12/10/14)
	15		at Niagara (12/23/14)
	15		at TOLEDO (12/13/14)
STEALS	11		UT MARTIN (11/17/14)
	8		LAMAR (11/25/14)
BLOCKED SHOTS	8		at Purdue (12/10/14)
	5		at Central Arkansas (12/1/14)
TURNOVERS	21		at Central Arkansas (12/1/14)
	15		LAMAR (11/25/14)
FOULS	25		MARSHALL (12/20/14)
	25		LAMAR (11/25/14)



Arkansas State High/Low Analysis (as of Dec 29, 2014)
All games



Arkansas State - GAME LOWS

POINTS	46		at Purdue (12/10/14)
	58		LAMAR (11/25/14)
	65		at TOLEDO (12/13/14)
	67		at Central Arkansas (12/1/14)
	67		MARSHALL (12/20/14)
FIELD GOALS MADE	17		at Purdue (12/10/14)
	19		LAMAR (11/25/14)
FIELD GOAL ATTEMPTS	45		UT MARTIN (11/17/14)
	46		LAMAR (11/25/14)
	46		at Mississippi State (12-17-14)
FIELD GOAL PERCENTAGE	.298	(17-57)	at Purdue (12/10/14)
	.368	(21-57)	MARSHALL (12/20/14)
3 PT FIELD GOALS MADE	2		at Purdue (12/10/14)
	5		LAMAR (11/25/14)
	5		MARSHALL (12/20/14)
3 PT FG ATTEMPTS	11		UT MARTIN (11/17/14)
	14		at Purdue (12/10/14)
3 PT FG PERCENTAGE	.143	(2-14)	at Purdue (12/10/14)
	.250	(5-20)	MARSHALL (12/20/14)
FREE THROWS MADE	6		at TOLEDO (12/13/14)
	9		at Central Arkansas (12/1/14)
FREE THROW ATTEMPTS	8		at TOLEDO (12/13/14)
	14		at Purdue (12/10/14)
FREE THROW PERCENTAGE	.542	(13-24)	at Mississippi State (12-17-14)
	.563	(9-16)	at Central Arkansas (12/1/14)
REBOUNDS	27		UT MARTIN (11/17/14)
	31		at Purdue (12/10/14)
ASSISTS	6		UT MARTIN (11/17/14)
	8		LAMAR (11/25/14)
STEALS	2		MARSHALL (12/20/14)
	3		LAMAR (11/25/14)
BLOCKED SHOTS	1		UT MARTIN (11/17/14)
	2		at Purdue (12/10/14)
	2		at Niagara (12/23/14)
TURNOVERS	10		at TOLEDO (12/13/14)
	10		at Niagara (12/23/14)
FOULS	13		MARSHALL (12/20/14)
	14		BELHAVEN (12/6/14)
	14		at Mississippi State (12-17-14)



Arkansas State High/Low Analysis (as of Dec 29, 2014)
All games



Opponent - GAME LOWS

POINTS	49		at Central Arkansas (12/1/14)
	55		at Mississippi State (12-17-14)
	58		MARSHALL (12/20/14)
	63		LAMAR (11/25/14)
	68		BELHAVEN (12/6/14)
FIELD GOALS MADE	17		at Central Arkansas (12/1/14)
	21		at Mississippi State (12-17-14)
	21		MARSHALL (12/20/14)
FIELD GOAL ATTEMPTS	50		at Central Arkansas (12/1/14)
	53		LAMAR (11/25/14)
FIELD GOAL PERCENTAGE	.296	(21-71)	MARSHALL (12/20/14)
	.323	(21-65)	at Mississippi State (12-17-14)
3 PT FIELD GOALS MADE	3		at Mississippi State (12-17-14)
	5		LAMAR (11/25/14)
	5		at Niagara (12/23/14)
3 PT FG ATTEMPTS	17		LAMAR (11/25/14)
	17		at Mississippi State (12-17-14)
3 PT FG PERCENTAGE	.176	(3-17)	at Mississippi State (12-17-14)
	.217	(5-23)	at Niagara (12/23/14)
FREE THROWS MADE	6		MARSHALL (12/20/14)
	7		at Central Arkansas (12/1/14)
FREE THROW ATTEMPTS	8		MARSHALL (12/20/14)
	12		at Mississippi State (12-17-14)
FREE THROW PERCENTAGE	.389	(7-18)	at Central Arkansas (12/1/14)
	.526	(10-19)	at Niagara (12/23/14)
REBOUNDS	24		BELHAVEN (12/6/14)
	30		UT MARTIN (11/17/14)
ASSISTS	4		at Mississippi State (12-17-14)
	9		MARSHALL (12/20/14)
STEALS	2		at TOLEDO (12/13/14)
	2		at Niagara (12/23/14)
BLOCKED SHOTS	0		UT MARTIN (11/17/14)
	1		LAMAR (11/25/14)
	1		at Niagara (12/23/14)
TURNOVERS	5		at TOLEDO (12/13/14)
	9		at Mississippi State (12-17-14)
	9		at Niagara (12/23/14)
FOULS	11		at TOLEDO (12/13/14)
	12		at Purdue (12/10/14)



Arkansas State Individual Game-by-Game (as of Dec 29, 2014) All games



#00 Macklien, Daijon

Opponent	Date	gs	min	Total		3-Pointers		Free throws		Rebounds				pf	a	t/o	blk	stl	pts	avg
				fg-fga	pct	3fg-fga	pct	ft-fta	pct	off	def	tot	avg							
UT MARTIN	11/17/		20	0-1	.00	0-1	.00	0-0	.00	0	0	0	0.0	1	2	3	0	0	0	0.0
LAMAR	11/25/		17	1-4	.25	0-1	.00	0-0	.00	0	1	1	0.5	2	0	0	0	0	2	1.0
at Central Arkansas	12/1/1		7	0-1	.00	0-1	.00	0-0	.00	0	0	0	0.3	2	0	1	0	0	0	0.7
BELHAVEN	12/6/1		6	2-4	.50	1-3	.33	0-0	.00	1	0	1	0.5	0	1	0	0	1	5	1.8
at Purdue	12/10/		17	2-3	.66	0-0	.00	0-0	.00	0	0	0	0.4	0	2	1	0	0	4	2.2
at TOLEDO	12/13/		21	2-2	1.00	2-2	1.00	1-2	.50	0	0	0	0.3	0	2	1	0	1	7	3.0
at Mississippi State	12-17-		18	0-1	.00	0-0	.00	0-0	.00	0	4	4	0.9	0	1	1	0	0	0	2.6
MARSHALL	12/20/		11	1-4	.25	0-1	.00	0-0	.00	0	1	1	0.9	1	1	2	0	1	2	2.5
at Niagara	12/23/		15	1-1	1.00	0-0	.00	2-2	1.00	0	1	1	0.9	1	1	1	0	1	4	2.7
Totals		0	132	9-21	.42	3-9	.33	3-4	.75	1	7	8	0.9	7	10	10	0	4	24	2.7

Games played: 9
Minutes/game: 14.7
Points/game: 2.7
FG Pct: 42.9
3FG Pct: 33.3
FT Pct: 75.0

Rebounds/game: 0.9
Assists/game: 1.1
Turnovers/game: 1.1
Assist/turnover ratio: 1.0
Steals/game: 0.4

#01 Golden, Cameron

Opponent	Date	gs	min	Total		3-Pointers		Free throws		Rebounds				pf	a	t/o	blk	stl	pts	avg
				fg-fga	pct	3fg-fga	pct	ft-fta	pct	off	def	tot	avg							
UT MARTIN	11/17/	*	37	5-9	.55	3-3	1.00	4-6	.66	0	4	4	4.0	2	3	2	0	2	17	17.0
LAMAR	11/25/	*	40	4-13	.30	2-6	.33	3-6	.50	1	2	3	3.5	2	4	4	0	1	13	15.0
at Central Arkansas	12/1/1	*	33	5-15	.33	4-10	.40	0-0	.00	0	0	0	2.3	2	4	1	0	5	14	14.7
BELHAVEN	12/6/1	*	34	5-15	.33	3-10	.30	5-5	1.00	1	0	1	2.0	1	7	0	0	2	18	15.5
at Purdue	12/10/	*	35	3-13	.23	1-8	.12	2-2	1.00	0	2	2	2.0	3	2	2	1	4	9	14.2
at TOLEDO	12/13/	*	33	6-15	.40	4-10	.40	2-2	1.00	0	6	6	2.7	4	4	1	0	0	18	14.8
at Mississippi State	12-17-	*	36	6-13	.46	3-7	.42	0-1	.00	0	2	2	2.6	5	4	2	0	1	15	14.9
MARSHALL	12/20/	*	35	5-12	.41	1-6	.16	3-4	.75	2	4	6	3.0	0	1	1	0	1	14	14.8
at Niagara	12/23/	*	39	8-14	.57	2-7	.28	2-2	1.00	1	4	5	3.2	3	2	2	2	2	20	15.3
Totals		9	322	47-119	.39	23-67	.34	21-28	.75	5	24	29	3.2	22	31	15	3	18	138	15.3

Games played: 9
Minutes/game: 35.8
Points/game: 15.3
FG Pct: 39.5
3FG Pct: 34.3
FT Pct: 75.0

Rebounds/game: 3.2
Assists/game: 3.4
Turnovers/game: 1.7
Assist/turnover ratio: 2.1
Steals/game: 2.0
Blocks/game: 0.3

#04 Pierre, Josh

Opponent	Date	gs	min	Total		3-Pointers		Free throws		Rebounds				pf	a	t/o	blk	stl	pts	avg
				fg-fga	pct	3fg-fga	pct	ft-fta	pct	off	def	tot	avg							
UT MARTIN	11/17/		3	0-0	.00	0-0	.00	0-0	.00	0	1	1	1.0	0	0	0	0	0	0	0.0
LAMAR	11/25/		2	0-1	.00	0-1	.00	0-0	.00	0	0	0	0.5	0	0	0	0	0	0	0.0
BELHAVEN	12/6/1		2	0-0	.00	0-0	.00	0-0	.00	0	0	0	0.3	0	0	0	0	1	0	0.0
at Purdue	12/10/		2	0-0	.00	0-0	.00	0-0	.00	0	0	0	0.3	0	0	0	0	0	0	0.0
Totals		0	9	0-1	.00	0-1	.00	0-0	.00	0	1	1	0.3	0	0	0	0	1	0	0.0

Games played: 4
Minutes/game: 2.3
FG Pct: 0.0
3FG Pct: 0.0

Rebounds/game: 0.3
Steals/game: 0.3



Arkansas State Individual Game-by-Game (as of Dec 29, 2014) All games



#05 Hardwick, PJ

Opponent	Date	gs	min	Total		3-Pointers		Free throws		Rebounds				pf	a	t/o	blk	stl	pts	avg
				fg-fga	pct	3fg-fga	pct	ft-fa	pct	off	def	tot	avg							
at Central Arkansas	12/1/1	*	35	1-2	.50	0-0	.00	4-6	.66	1	4	5	5.0	4	3	5	0	2	6	6.0
BELHAVEN	12/6/1	*	37	2-6	.33	0-0	.00	1-1	1.00	4	2	6	5.5	1	9	3	0	1	5	5.5
at Purdue	12/10/	*	26	2-7	.28	0-0	.00	4-4	1.00	0	1	1	4.0	0	3	5	0	1	8	6.3
at TOLEDO	12/13/	*	26	0-3	.00	0-0	.00	0-0	.00	0	1	1	3.3	4	5	0	0	0	0	4.8
at Mississippi State	12-17-	*	29	1-2	.50	0-0	.00	5-7	.71	0	6	6	3.8	1	7	3	0	0	7	5.2
MARSHALL	12/20/	*	36	0-2	.00	0-0	.00	0-0	.00	0	4	4	3.8	3	4	3	0	0	0	4.3
at Niagara	12/23/	*	31	2-3	.66	0-0	.00	0-0	.00	1	1	2	3.6	2	11	0	0	0	4	4.3
Totals		7	220	8-25	.32	0-0	.00	14-18	.77	6	19	25	3.6	15	42	19	0	4	30	4.3

Games played: 7
Minutes/game: 31.4
Points/game: 4.3
FG Pct: 32.0
FT Pct: 77.8

Rebounds/game: 3.6
Assists/game: 6.0
Turnovers/game: 2.7
Assist/turnover ratio: 2.2
Steals/game: 0.6

#11 Waters, Charles

Opponent	Date	gs	min	Total		3-Pointers		Free throws		Rebounds				pf	a	t/o	blk	stl	pts	avg
				fg-fga	pct	3fg-fga	pct	ft-fa	pct	off	def	tot	avg							
LAMAR	11/25/		11	0-1	.00	0-0	.00	0-0	.00	0	1	1	1.0	1	0	1	0	0	0	0.0
at Central Arkansas	12/1/1		13	1-2	.50	0-0	.00	1-2	.50	1	3	4	2.5	2	0	0	0	2	3	1.5
BELHAVEN	12/6/1		15	3-5	.60	0-0	.00	0-0	.00	1	2	3	2.7	1	0	1	0	1	6	3.0
at Purdue	12/10/		3	0-0	.00	0-0	.00	0-0	.00	0	0	0	2.0	0	0	0	0	0	0	2.3
at TOLEDO	12/13/		1	0-1	.00	0-0	.00	0-0	.00	1	1	2	2.0	2	0	0	0	0	0	1.8
MARSHALL	12/20/		3	1-1	1.00	0-0	.00	0-0	.00	0	1	1	1.8	0	0	0	0	0	2	1.8
at Niagara	12/23/		3	0-1	.00	0-0	.00	2-2	1.00	0	0	0	1.6	1	0	2	0	1	2	1.9
Totals		0	49	5-11	.45	0-0	.00	3-4	.75	3	8	11	1.6	7	0	4	0	4	13	1.9

Games played: 7
Minutes/game: 7.0
Points/game: 1.9
FG Pct: 45.5
FT Pct: 75.0

Rebounds/game: 1.6
Turnovers/game: 0.6
Steals/game: 0.6

#12 Gardner, Sean

Opponent	Date	gs	min	Total		3-Pointers		Free throws		Rebounds				pf	a	t/o	blk	stl	pts	avg	
				fg-fga	pct	3fg-fga	pct	ft-fa	pct	off	def	tot	avg								
UT MARTIN	11/17/	*	38	6-9	.66	1-3	.33	2-4	.50	1	3	4	4.0	2	0	4	0	2	15	15.0	
LAMAR	11/25/	*	30	4-10	.40	2-6	.33	1-2	.50	0	2	2	3.0	2	1	1	0	0	11	13.0	
at Central Arkansas	12/1/1	*	32	2-10	.20	0-5	.00	0-0	.00	5	3	8	4.7	1	1	2	0	1	4	10.0	
BELHAVEN	12/6/1	*	35	10-13	.76	8-9	.88	0-0	.00	1	7	8	5.5	2	1	1	2	1	28	14.5	
at Purdue	12/10/	*	23	1-6	.16	0-3	.00	0-0	.00	2	0	2	4.8	5	1	1	0	0	2	12.0	
at TOLEDO	12/13/	*	40	5-13	.38	2-8	.25	0-0	.00	1	7	8	5.3	1	3	0	1	3	12	12.0	
at Mississippi State	12-17-	*	36	8-14	.57	5-10	.50	1-2	.50	0	5	5	5.3	1	0	2	0	0	22	13.4	
MARSHALL	12/20/	*	39	5-16	.31	3-9	.33	4-4	1.00	1	3	4	5.1	3	1	1	0	0	17	13.9	
at Niagara	12/23/	*	36	9-14	.64	3-8	.37	2-4	.50	1	2	3	4.9	3	1	0	0	0	23	14.9	
Totals			9	309	50-105	.47	24-61	.39	10-16	.62	12	32	44	4.9	20	9	12	3	7	134	14.9

Games played: 9
Minutes/game: 34.3
Points/game: 14.9
FG Pct: 47.6
3FG Pct: 39.3
FT Pct: 62.5

Rebounds/game: 4.9
Assists/game: 1.0
Turnovers/game: 1.3
Assist/turnover ratio: 0.8
Steals/game: 0.8
Blocks/game: 0.3



Arkansas State Individual Game-by-Game (as of Dec 29, 2014) All games



#13 Foster, C.J.

Opponent	Date	gs	min	Total		3-Pointers		Free throws		Rebounds				pf	a	t/o	blk	stl	pts	avg
				fg-fga	pct	3fg-fga	pct	ft-fga	pct	off	def	tot	avg							
UT MARTIN	11/17/	*	23	3-5	.60	0-1	.00	1-1	1.00	1	0	1	1.0	5	1	3	0	0	7	7.0
LAMAR	11/25/	*	31	0-1	.00	0-0	.00	3-4	.75	0	2	2	1.5	3	1	1	0	0	3	5.0
at Central Arkansas	12/1/1		13	1-2	.50	0-1	.00	2-4	.50	1	1	2	1.7	2	1	0	1	0	4	4.7
BELHAVEN	12/6/1		12	1-2	.50	0-0	.00	1-1	1.00	1	0	1	1.5	1	1	2	0	0	3	4.3
at Purdue	12/10/		17	0-2	.00	0-1	.00	0-0	.00	1	2	3	1.8	2	2	2	0	0	0	3.4
at Mississippi State	12-17-		1	0-0	.00	0-0	.00	0-0	.00	0	0	0	1.5	0	0	0	0	0	0	2.8
Totals		2	97	5-12	.41	0-3	.00	7-10	.70	4	5	9	1.5	13	6	8	1	0	17	2.8

Games played: 6
Minutes/game: 16.2
Points/game: 2.8
FG Pct: 41.7
3FG Pct: 0.0
FT Pct: 70.0

Rebounds/game: 1.5
Assists/game: 1.0
Turnovers/game: 1.3
Assist/turnover ratio: 0.8
Blocks/game: 0.2

#14 Downs, Kelvin

Opponent	Date	gs	min	Total		3-Pointers		Free throws		Rebounds				pf	a	t/o	blk	stl	pts	avg
				fg-fga	pct	3fg-fga	pct	ft-fga	pct	off	def	tot	avg							
UT MARTIN	11/17/	*	23	3-4	.75	0-0	.00	2-2	1.00	0	1	1	1.0	4	0	1	0	0	8	8.0
LAMAR	11/25/	*	18	2-5	.40	0-0	.00	3-5	.60	1	2	3	2.0	1	0	3	0	0	7	7.5
at Central Arkansas	12/1/1	*	14	2-4	.50	0-0	.00	0-1	.00	1	2	3	2.3	1	0	0	1	1	4	6.3
BELHAVEN	12/6/1	*	19	2-7	.28	0-2	.00	1-1	1.00	0	5	5	3.0	3	1	2	1	0	5	6.0
at Purdue	12/10/	*	10	0-3	.00	0-0	.00	0-0	.00	1	1	2	2.8	5	1	0	0	0	0	4.8
at TOLEDO	12/13/		24	2-4	.50	0-0	.00	0-0	.00	0	3	3	2.8	1	1	1	1	0	4	4.7
at Mississippi State	12-17-		15	2-3	.66	0-0	.00	0-0	.00	2	2	4	3.0	3	0	2	0	0	4	4.6
MARSHALL	12/20/		16	1-2	.50	0-0	.00	4-6	.66	2	2	4	3.1	2	0	2	1	0	6	4.8
at Niagara	12/23/		18	0-3	.00	0-0	.00	0-0	.00	1	0	1	2.9	3	0	2	0	0	0	4.2
Totals		5	157	14-35	.40	0-2	.00	10-15	.66	8	18	26	2.9	23	3	13	4	1	38	4.2

Games played: 9
Minutes/game: 17.4
Points/game: 4.2
FG Pct: 40.0
3FG Pct: 0.0
FT Pct: 66.7

Rebounds/game: 2.9
Assists/game: 0.3
Turnovers/game: 1.4
Assist/turnover ratio: 0.2
Steals/game: 0.1
Blocks/game: 0.4

#24 Livingston, Anthony

Opponent	Date	gs	min	Total		3-Pointers		Free throws		Rebounds				pf	a	t/o	blk	stl	pts	avg
				fg-fga	pct	3fg-fga	pct	ft-fga	pct	off	def	tot	avg							
UT MARTIN	11/17/	*	38	9-15	.60	2-3	.66	6-7	.85	2	7	9	9.0	2	0	2	1	2	26	26.0
LAMAR	11/25/	*	39	6-8	.75	1-3	.33	3-6	.50	4	5	9	9.0	2	2	4	2	1	16	21.0
at Central Arkansas	12/1/1	*	35	8-13	.61	2-2	1.00	2-3	.66	1	2	3	7.0	0	1	4	2	0	20	20.7
BELHAVEN	12/6/1	*	32	7-11	.63	1-2	.50	4-5	.80	0	10	10	7.8	4	0	3	1	2	19	20.3
at Purdue	12/10/	*	33	5-13	.38	1-2	.50	1-2	.50	2	2	4	7.0	3	0	4	0	0	12	18.6
at TOLEDO	12/13/	*	25	4-9	.44	1-3	.33	2-2	1.00	1	3	4	6.5	4	1	5	1	0	11	17.3
at Mississippi State	12-17-	*	34	3-5	.60	0-2	.00	2-6	.33	1	6	7	6.6	3	1	3	1	1	8	16.0
MARSHALL	12/20/	*	37	6-16	.37	1-4	.25	7-13	.53	5	15	20	8.3	1	4	3	3	0	20	16.5
at Niagara	12/23/	*	35	5-12	.41	2-2	1.00	4-6	.66	3	7	10	8.4	2	1	1	0	0	16	16.4
Totals		9	308	53-102	.52	11-23	.47	31-50	.62	19	57	76	8.4	21	10	29	11	6	148	16.4

Games played: 9
Minutes/game: 34.2
Points/game: 16.4
FG Pct: 52.0
3FG Pct: 47.8
FT Pct: 62.0

Rebounds/game: 8.4
Assists/game: 1.1
Turnovers/game: 3.2
Assist/turnover ratio: 0.3
Steals/game: 0.7
Blocks/game: 1.2



Arkansas State Individual Game-by-Game (as of Dec 29, 2014) All games



#25 White, Ronnie

Opponent	Date	gs	min	Total		3-Pointers		Free throws		Rebounds				pf	a	t/o	blk	stl	pts	avg
				fg-fga	pct	3fg-fga	pct	ft-fa	pct	off	def	tot	avg							
UT MARTIN	11/17/		13	0-2	.00	0-0	.00	0-0	.00	0	4	4	4.0	1	0	1	0	0	0	0.0
BELHAVEN	12/6/1		3	1-1	1.00	0-0	.00	2-2	1.00	2	1	3	3.5	0	0	0	0	0	4	2.0
at Purdue	12/10/		10	0-1	.00	0-0	.00	1-2	.50	0	3	3	3.3	3	0	0	0	0	1	1.7
Totals		0	26	1-4	.25	0-0	.00	3-4	.75	2	8	10	3.3	4	0	1	0	0	5	1.7

Games played: 3
Minutes/game: 8.7
Points/game: 1.7
FG Pct: 25.0
FT Pct: 75.0

Rebounds/game: 3.3
Turnovers/game: 0.3

#33 Bocoum, Nouhoum

Opponent	Date	gs	min	Total		3-Pointers		Free throws		Rebounds				pf	a	t/o	blk	stl	pts	avg
				fg-fga	pct	3fg-fga	pct	ft-fa	pct	off	def	tot	avg							
UT MARTIN	11/17/		5	0-0	.00	0-0	.00	0-0	.00	0	2	2	2.0	1	0	0	0	0	0	0.0
LAMAR	11/25/		12	2-3	.66	0-0	.00	2-2	1.00	3	4	7	4.5	4	0	1	1	1	6	3.0
at Central Arkansas	12/1/1		18	6-9	.66	0-0	.00	0-0	.00	5	4	9	6.0	1	0	0	3	0	12	6.0
BELHAVEN	12/6/1		5	1-4	.25	0-1	.00	0-0	.00	2	2	4	5.5	1	0	0	0	0	2	5.0
at Purdue	12/10/		24	4-9	.44	0-0	.00	2-4	.50	5	5	10	6.4	1	0	2	1	0	10	6.0
at TOLEDO	12/13/	*	30	6-11	.54	0-0	.00	1-2	.50	2	3	5	6.2	3	0	2	0	0	13	7.2
at Mississippi State	12-17-	*	31	4-8	.50	0-0	.00	5-8	.62	3	5	8	6.4	1	0	1	2	2	13	8.0
MARSHALL	12/20/	*	23	2-4	.50	0-0	.00	2-2	1.00	0	4	4	6.1	3	1	2	0	0	6	7.8
at Niagara	12/23/	*	23	1-7	.14	0-0	.00	3-5	.60	0	7	7	6.2	1	0	2	0	0	5	7.4
Totals		4	171	26-55	.47	0-1	.00	15-23	.65	20	36	56	6.2	16	1	10	7	3	67	7.4

Games played: 9
Minutes/game: 19.0
Points/game: 7.4
FG Pct: 47.3
3FG Pct: 0.0
FT Pct: 65.2

Rebounds/game: 6.2
Assists/game: 0.1
Turnovers/game: 1.1
Assist/turnover ratio: 0.1
Steals/game: 0.3
Blocks/game: 0.8

#TM TEAM

Opponent	Date	gs	min	Total		3-Pointers		Free throws		Rebounds				pf	a	t/o	blk	stl	pts	avg
				fg-fga	pct	3fg-fga	pct	ft-fa	pct	off	def	tot	avg							
UT MARTIN	11/17/		0	0-0	.00	0-0	.00	0-0	.00	0	1	1	1.0	0	0	0	0	0	0	0.0
LAMAR	11/25/		0	0-0	.00	0-0	.00	0-0	.00	3	1	4	2.5	0	0	0	0	0	0	0.0
at Central Arkansas	12/1/1		0	0-0	.00	0-0	.00	0-0	.00	2	1	3	2.7	1	0	1	0	0	0	0.0
BELHAVEN	12/6/1		0	0-0	.00	0-0	.00	0-0	.00	4	1	5	3.3	0	0	0	0	0	0	0.0
at Purdue	12/10/		0	0-0	.00	0-0	.00	0-0	.00	2	2	4	3.4	0	0	0	0	0	0	0.0
at TOLEDO	12/13/		0	0-0	.00	0-0	.00	0-0	.00	5	1	6	3.8	0	0	0	0	0	0	0.0
at Mississippi State	12-17-		0	0-0	.00	0-0	.00	0-0	.00	0	3	3	3.7	0	0	0	0	0	0	0.0
MARSHALL	12/20/		0	0-0	.00	0-0	.00	0-0	.00	3	2	5	3.9	0	0	0	0	0	0	0.0
at Niagara	12/23/		0	0-0	.00	0-0	.00	0-0	.00	2	4	6	4.1	0	0	0	0	0	0	0.0
Totals		0	0	0-0	.00	0-0	.00	0-0	.00	21	16	37	4.1	1	0	1	0	0	0	0.0

Games played: 9

Rebounds/game: 4.1
Turnovers/game: 0.1



Arkansas State Player High/Low Analysis (as of Dec 29, 2014)

All games



Arkansas State - INDIVIDUAL GAME HIGHS

Points	28	Gardner, Sean vs Belhaven (12/6/14)
	26	Livingston, Anthony vs UT Martin (11/17/14)
	23	Gardner, Sean at Niagara (12/23/14)
	22	Gardner, Sean at Mississippi State (12-17-14)
	20	Golden, Cameron at Niagara (12/23/14)
	20	Livingston, Anthony vs Marshall (12/20/14)
	20	Livingston, Anthony at Central Arkansas (12/1/14)
Field Goals Made	10	Gardner, Sean vs Belhaven (12/6/14)
	9	Gardner, Sean at Niagara (12/23/14)
	9	Livingston, Anthony vs UT Martin (11/17/14)
Field Goal Att.	16	Gardner, Sean vs Marshall (12/20/14)
	16	Livingston, Anthony vs Marshall (12/20/14)
FG Pct (min 5 made)	.769 (10-13)	Gardner, Sean vs Belhaven (12/6/14)
	.750 (6-8)	Livingston, Anthony vs Lamar (11/25/14)
3-Point FG Made	8	Gardner, Sean vs Belhaven (12/6/14)
	5	Gardner, Sean at Mississippi State (12-17-14)
3-Point FG Att.	10	Gardner, Sean at Mississippi State (12-17-14)
	10	Golden, Cameron at TOLEDO (12/13/14)
	10	Golden, Cameron vs Belhaven (12/6/14)
	10	Golden, Cameron at Central Arkansas (12/1/14)
3-Pt FG Pct (min 2 made)	1.000 (3-3)	Golden, Cameron vs UT Martin (11/17/14)
	1.000 (2-2)	Livingston, Anthony at Niagara (12/23/14)
	1.000 (2-2)	Macklien, Daijon at TOLEDO (12/13/14)
	1.000 (2-2)	Livingston, Anthony at Central Arkansas (12/1/14)
Free Throws Made	7	Livingston, Anthony vs Marshall (12/20/14)
	6	Livingston, Anthony vs UT Martin (11/17/14)
Free Throw Att.	13	Livingston, Anthony vs Marshall (12/20/14)
	8	Bocoum, Nouhoum at Mississippi State (12-17-14)
FT Pct (min 3 made)	1.000 (5-5)	Golden, Cameron vs Belhaven (12/6/14)
	1.000 (4-4)	Gardner, Sean vs Marshall (12/20/14)
	1.000 (4-4)	Hardwick, PJ at Purdue (12/10/14)
Rebounds	20	Livingston, Anthony vs Marshall (12/20/14)
	10	Livingston, Anthony at Niagara (12/23/14)
	10	Bocoum, Nouhoum at Purdue (12/10/14)
	10	Livingston, Anthony vs Belhaven (12/6/14)
Assists	11	Hardwick, PJ at Niagara (12/23/14)
	9	Hardwick, PJ vs Belhaven (12/6/14)
Steals	5	Golden, Cameron at Central Arkansas (12/1/14)
	4	Golden, Cameron at Purdue (12/10/14)
Blocked Shots	3	Livingston, Anthony vs Marshall (12/20/14)
	3	Bocoum, Nouhoum at Central Arkansas (12/1/14)
Turnovers	5	Livingston, Anthony at TOLEDO (12/13/14)
	5	Hardwick, PJ at Purdue (12/10/14)
	5	Hardwick, PJ at Central Arkansas (12/1/14)
Fouls	5	Golden, Cameron at Mississippi State (12-17-14)
	5	Downs, Kelvin at Purdue (12/10/14)
	5	Gardner, Sean at Purdue (12/10/14)
	5	Foster, C.J. vs UT Martin (11/17/14)
Minutes	40	Gardner, Sean at TOLEDO (12/13/14)
	40	Golden, Cameron vs Lamar (11/25/14)



Arkansas State Opponent High/Low Analysis (as of Dec 29, 2014)
All games



OPPONENT INDIVIDUAL GAME HIGHS

Points	23	HOWARD, Twymond vs UT Martin (11/17/14)
	20	Roquez Johnson at Mississippi State (12-17-14)
	19	De'la Mayers vs Belhaven (12/6/14)
	18	Stephens, Kendall at Purdue (12/10/14)
	16	Josh Carpenter vs Belhaven (12/6/14)
Field Goals Made	9	HOWARD, Twymond vs UT Martin (11/17/14)
	8	Roquez Johnson at Mississippi State (12-17-14)
Field Goal Att.	15	HOWARD, Twymond vs UT Martin (11/17/14)
	14	I.J. Ready at Mississippi State (12-17-14)
FG Pct (min 5 made)	.833 (5-6)	de Lattibaudiere, T vs Lamar (11/25/14)
	.750 (6-8)	Harris, Rayvon at Niagara (12/23/14)
3-Point FG Made	6	Stephens, Kendall at Purdue (12/10/14)
	4	Jerrial Dawson vs Belhaven (12/6/14)
	4	NEWELL, Marshun vs UT Martin (11/17/14)
3-Point FG Att.	10	EDMONDS, Justin vs Marshall (12/20/14)
	10	Jordan Bedford vs Belhaven (12/6/14)
	10	Jerrial Dawson vs Belhaven (12/6/14)
3-Pt FG Pct (min 2 made)	.857 (6-7)	Stephens, Kendall at Purdue (12/10/14)
	.800 (4-5)	NEWELL, Marshun vs UT Martin (11/17/14)
Free Throws Made	11	DRUMMOND, Justin at TOLEDO (12/13/14)
	5	De'la Mayers vs Belhaven (12/6/14)
	5	TAYLOR, Myles vs UT Martin (11/17/14)
Free Throw Att.	13	De'la Mayers vs Belhaven (12/6/14)
	12	DRUMMOND, Justin at TOLEDO (12/13/14)
FT Pct (min 3 made)	1.000 (4-4)	Roquez Johnson at Mississippi State (12-17-14)
	1.000 (4-4)	Octeus, Jon at Purdue (12/10/14)
	1.000 (4-4)	SMITH, Deville vs UT Martin (11/17/14)
	1.000 (3-3)	Mathias, Dakota at Purdue (12/10/14)
	1.000 (3-3)	Josh Carpenter vs Belhaven (12/6/14)
Rebounds	9	TAYLOR, Myles vs UT Martin (11/17/14)
	8	WEATHERSPOON, J.D. at TOLEDO (12/13/14)
Assists	7	Snowden, Ramone at Niagara (12/23/14)
	6	BOOTHE, Nathan at TOLEDO (12/13/14)
Steals	5	SMITH, Deville vs UT Martin (11/17/14)
	4	Jerrial Dawson vs Belhaven (12/6/14)
Blocked Shots	3	Stephens, Kendall at Purdue (12/10/14)
	3	Zuilhof, Jake at Central Arkansas (12/1/14)
Turnovers	4	MANNING, Tamron vs Marshall (12/20/14)
	4	de Lattibaudiere, T vs Lamar (11/25/14)
	4	NEWELL, Marshun vs UT Martin (11/17/14)
Fouls	5	SANE, Cheikh vs Marshall (12/20/14)
	5	MANNING, Tamron vs Marshall (12/20/14)
	5	TAYLOR, Ryan vs Marshall (12/20/14)
	5	Datodrick Pinkston vs Belhaven (12/6/14)

NCAA Statistics

Arkansas St. - 2014-15 Men's Basketball Ranking Summary thru games 12/28/2014

Statistic	National Rank	Conference Rank	Value	National Leader	Value	Conference Leader	Value
3-pt Field Goal Attempts (345 ranked)	303	9	167	VMI	455	Ga. Southern	222
Assist Turnover Ratio (345 ranked)	211	7	0.92	Notre Dame	1.77	Georgia St.	1.36
Assists Per Game (345 ranked)	195	6	12.4	Minnesota	20.2	La.-Lafayette	16.1
Blocked Shots Per Game (345 ranked)	214	8	3.2	Kentucky	8.2	La.-Monroe	5.7
Defensive Rebounds per Game (345 ranked)	91	4	25.67	Texas	31.17	La.-Lafayette	28.45
Fewest Fouls (345 ranked)	7	3	149	Troy	140	Troy	140
Fewest Turnovers (345 ranked)	31	5	122	Cal Poly	93	UALR	111
Field-Goal Percentage (345 ranked)	132	6	44.5	Notre Dame	55.6	La.-Lafayette	49.2
Field-Goal Percentage Defense (345 ranked)	107	4	40.4	Kentucky	29.7	La.-Monroe	36.8
Free Throw Attempts (345 ranked)	329	11	172	BYU	368	La.-Lafayette	270
Free Throws Made (345 ranked)	324	10	117	BYU	282	La.-Lafayette	177
Free-Throw Percentage (345 ranked)	191	4	68.0	Ole Miss	78.3	Ga. Southern	76.5
Offensive Rebounds Per Game (345 ranked)	155	7	11.22	West Virginia	18.33	Ga. Southern	15.44
Personal Fouls Per Game (345 ranked)	55	3	16.6	American	12.8	Troy	15.6
Rebound Margin (345 ranked)	120	3	2.8	Quinnipiac	15.3	Ga. Southern	8.9
Scoring Defense (345 ranked)	181	5	66.3	Virginia	46.0	Texas St.	56.0
Scoring Margin (345 ranked)	185	7	1.9	Kentucky	27.5	Ga. Southern	16.4
Scoring Offense (345 ranked)	179	8	68.2	Davidson	87.7	La.-Lafayette	81.9
Steals Per Game (345 ranked)	284	10	5.3	West Virginia	13.3	Georgia St.	9.6
Three Pt FG Defense (345 ranked)	100	6	31.1	Pepperdine	21.4	Troy	28.0
Three-Point Field Goals Per Game (345 ranked)	128	4	6.8	VMI	12.7	Ga. Southern	7.9
Three-Point Field-Goal Percentage (345 ranked)	94	3	36.5	Iona	42.9	Texas-Arlington	38.0
Total 3-point FGM (344 ranked)	254	7	61	VMI	152	Texas-Arlington	76
Total Assists (345 ranked)	311	7	112	Minnesota	263	La.-Lafayette	177
Total Blocks (345 ranked)	275	8	29	Kentucky	107	La.-Monroe	63
Total Rebounds (345 ranked)	313	8	332	Howard	578	La.-Lafayette	450
Total Rebounds Per Game (345 ranked)	107	5	36.89	Quinnipiac	46.30	Ga. Southern	41.78
Total Steals (344 ranked)	335	10	48	Minnesota	161	Georgia St.	106
Turnover Margin (339 ranked)	280	10	-1.9	West Virginia	11.2	Georgia St.	6.0
Turnovers Per Game (345 ranked)	211	6	13.6	Cal Poly	8.5	Georgia St.	10.7
Won-Lost Percentage (343 ranked)	169	5	55.6	6 teams tied	100.0	Ga. Southern	77.8

Statistic	Player	National Rank	Conference Rank	Value	National Leader	Value	Conference Leader	Value
3-pt Field Goal Attempts (241 ranked)	Cameron Golden Sean Gardner	151 241	4 6	67 61	Damon Lynn, NJIT	153	R.J. Hunter, Georgia St.	96
Assist Turnover Ratio (249 ranked)	PJ Hardwick Cameron Golden	94 114	4 5	2.21 2.07	Monte Morris, Iowa St.	6.22	Nick Coppola, La.-Monroe	2.72
Assists Per Game (250 ranked)	PJ Hardwick Cameron Golden	16 226	1 7	6.0 3.4	Jalan West, Northwestern St.	8.4	PJ Hardwick, Arkansas St.	6.0
Blocked Shots Per Game (247 ranked)	Anthony Livingston	201	8	1.22	Robert Upshaw, Washington	4.58	Majok Deng, La.-Monroe	1.91
Defensive Rebounds per Game (247 ranked)	Anthony Livingston	30	1	6.33	Youssou Ndaye, St. Bonaventure	8.67	Anthony Livingston, Arkansas St.	6.33
Double Doubles (37 ranked)					Jameel Warney, Stony Brook	11	Tommy Spagnola, Appalachian St.	4
Field-Goal Percentage (250 ranked)	Anthony Livingston Sean Gardner Cameron Golden	81 141 248	5 9 13	52.0 47.6 39.5	Kevin Thomas, Troy	68.2	Kevin Thomas, Troy	68.2
Free Throw Attempts (240 ranked)					Jerome Hill, Gardner-Webb	124	Frank Eaves, Appalachian St.	71
Free Throws Made (238 ranked)					Juan'Ya Green, Hofstra Tyler Haws, BYU	87 87	Frank Eaves, Appalachian St. Jelani Hewitt, Ga. Southern	60 60
Free-Throw Percentage (249 ranked)					Four McGlynn, Towson	95.1	Jelani Hewitt, Ga. Southern	92.3
Minutes Per Game (250 ranked)	Cameron Golden Sean Gardner Anthony Livingston	36 92 96	3 5 6	35:46 34:20 34:13	Pee Wee Gardner, American	39:05	R.J. Hunter, Georgia St.	36:00
Offensive Rebounds Per Game (249 ranked)					Desharick Guidry, McNeese St.	5.30	Kevin Thomas, Troy	4.22
Points Per Game (250 ranked)	Anthony Livingston Cameron Golden Sean Gardner	116 175 212	4 8 9	16.4 15.3 14.9	Zeek Woodley, Northwestern St.	23.1	Jelani Hewitt, Ga. Southern	23.0
Rebounds Per Game (247 ranked)	Anthony Livingston	60	2	8.4	Desharick Guidry, McNeese St.	12.6	Shawn Long, La.-Lafayette	8.6
Steals Per Game (250 ranked)	Cameron Golden	66	4	2.00	Briante Weber, VCU	4.18	Jelani Hewitt, Ga. Southern	3.56
Three-Point Field Goals Per Game (249 ranked)	Sean Gardner Cameron Golden	68 86	3 4	2.67 2.56	Tyler Harvey, Eastern Wash.	4.54	Jelani Hewitt, Ga. Southern	3.67
Three-Point Field-Goal Percentage (98 ranked)	Sean Gardner Cameron Golden	67 95	2 4	39.3 34.3	Derrick Colter, Duquesne James McGee, Southern Utah	57.1 57.1	Jelani Hewitt, Ga. Southern	42.3
Total 3-point FGM (221 ranked)	Sean Gardner Cameron Golden	193 221	3 6	24 23	Tyler Harvey, Eastern Wash.	59	Jelani Hewitt, Ga. Southern	33
Total Assists (248 ranked)	PJ Hardwick	184	3	42	Kahlil Felder, Oakland Shannon Scott, Ohio St.	100 100	Ryan Harrow, Georgia St.	59
Total Blocks (216 ranked)					Robert Upshaw, Washington	55	Majok Deng, La.-Monroe	21
Total Field Goal Attempts (246 ranked)					Damon Lynn, NJIT	226	Ryan Harrow, Georgia St.	184
Total Field Goals Made (250 ranked)					Venky Jois, Eastern Wash.	100	Ryan Harrow, Georgia St.	88
Total Minutes (250 ranked)					Kahlil Felder, Oakland	544:00	R.J. Hunter, Georgia St.	396:00
Total Points (242 ranked)					Tyler Haws, BYU	307	R.J. Hunter, Georgia St.	231
Total Rebounds (238 ranked)	Anthony Livingston	227	3	76	Jameel Warney, Stony Brook	174	Shawn Long, La.-Lafayette Devonta Walker, La.-Lafayette	77 77
Total Steals (241 ranked)	Cameron Golden	192	6	18	Briante Weber, VCU	46	Jelani Hewitt, Ga. Southern	32
Triple Doubles (2 ranked)					Kyle Collinsworth, BYU	2		