

2014-15 ARKANSAS STATE MEN'S BASKETBALL

Dennen Cuthbertson, Assistant Athletics Media Relations Director • Office: 870-972-3383 • Cell: 870-820-0594 • Email: mcuthbertson@astate.edu
Men's Basketball Twitter: @AStateMB • Twitter In-Game Updates: @AStateGameDay, #AStateMB • Athletics Website: AStateRedWolves.com

2014-15 A-State Schedule

DATE	OPPONENT (TV)	TIME/RESULT
Nov. 5	Henderson State (<i>Exhibition</i>)	W, 84-64
Nov. 12	Southern Arkansas (<i>Exhibition</i>)	L, 69-67
Nov. 17	Tennessee-Martin	L, 75-73
Nov. 24	Lamar	L, 63-58
Dec. 1	at Central Arkansas	W, 67-49
Dec. 6	Belhaven	W, 95-68
Dec. 10	at Purdue (ESPN3)	L, 87-46
Dec. 13	at Toledo	L, 73-65
Dec. 17	at Mississippi State (SEC Network)	W, 69-55
Dec. 20	Marshall	2 p.m.
Dec. 23	at Niagara	6 p.m.
Dec. 30	at South Alabama*	7:05 p.m.
Jan. 3	Appalachian State*	7:05 p.m.
Jan. 5	at ULM*	7 p.m.
Jan. 8	Georgia Southern*	7 p.m.
Jan. 10	at UT Arlington*	7:15 p.m.
Jan. 15	at Appalachian State*	6:30 p.m.
Jan. 17	Texas State* (ESPN3)	7:05 p.m.
Jan. 19	Georgia State*	7:30 p.m.
Jan. 22	at Louisiana-Lafayette*	7:15 p.m.
Jan. 24	at Troy*	7:30 p.m.
Jan. 29	UALR*	7:30 p.m.
Jan. 31	at Georgia State*	1 p.m.
Feb. 5	Troy*	7:05 p.m.
Feb. 12	at Georgia Southern*	6:30 p.m.
Feb. 19	at UALR*	7:30 p.m.
Feb. 21	ULM*	7:05 p.m.
Feb. 26	UT Arlington*	7:30 p.m.
Feb. 28	at Texas State*	4:30 p.m.
Mar. 5	South Alabama*	7:30 p.m.
Mar. 7	Louisiana-Lafayette*	7:05 p.m.
Mar. 12-15	SBC Tournament (New Orleans, La.)	TBA

All times listed are Central

All home games in bold

* - Sun Belt Conference Game

MARSHALL PROBABLE STARTERS

G #21	Aleksa Nikolic	3.7 PPG, 3.1 RPG, 3.3 APG
G #23	Justin Edmonds	6.2 PPG, 2.0 RPG, 1.4 APG
G #35	Austin Loop	9.9 PPG, 2.0 RPG, 1.1 APG
F #5	Cheikh Sane	7.2 PPG, 6.8 RPG, 1.1 BPG
F #25	Ryan Taylor	14.8 PPG, 9.3 RPG, 3.6 APG

(Based off last game)



**ARKANSAS STATE
RED WOLVES**
(3-4, 0-0 SUN BELT)

Head Coach: John Brady
Year: 7th Season
Record at A-State: 102-95 (7 yrs.)
Career Record: 383-311 (23 yrs.)
vs. Marshall: 1-0
MBB SID: Dennen Cuthbertson

Top Players (per game):
Points: Anthony Livingston (16.0)
Rebounds: Anthony Livingston (6.6)
Assists: PJ Hardwick (5.4)
Blocks: Anthony Livingston (1.1)
Steals: Cameron Golden (2.1)

- VS -



**MARSHALL
THUNDERING HERD**
(4-6, 0-0 CONFERENCE USA)

Head Coach: Dan D'Antoni
Year: 1st Season
Record at Marshall: 4-6 (1 yrs.)
Career Record: Same
vs. A-State: 0-0
MBB SID: Jason Corriher

Top Players (per game):
Points: Ryan Taylor (14.8)
Rebounds: Ryan Taylor (9.3)
Assists: Ryan Taylor (3.6)
Blocks: Cheikh Sane (1.1)
Steals: Austin Loop (1.1)

GAME INFORMATION

DATE: Saturday, Dec. 20, 2014
TIPOFF: 2:00 p.m. (CT)
LOCATION: Jonesboro, Ark.
ARENA: Convocation Center
ARENA CAPACITY: 10,038
TELEVISION: None
RADIO: East Arkansas Broadcasters
Red Wolves Sports Network
107.9 KFIN-FM (Jonesboro) - Flag-ship
TALENT: Matt Stolz (play-by-play)
ONLINE AUDIO: AStateRedWolves.com
LIVE STATS: AStateStats.com

SERIES HISTORY

Overall A-State Leads 2-0
Last Meeting A-State W, 83-82 (12/21/13)
Location Huntington, W. Va.
Streak A-State W2
In Jonesboro First Meeting
In Huntington, W. Va. A-State 1-0
Neutral Site A-State 1-0


QUICK HITS

- A-State defeated Mississippi State 69-55 Wednesday night to improve to 3-4 on the season. The win gave the Red Wolves their first victory over an SEC opponent since the 2004-05 season (70-68 win versus Ole Miss). It was also the first road victory over a Southeastern Conference foe since A-State opened the 2003-04 season with a 74-69 win at Ole Miss.
- Arkansas State improved to 3-9 (.250) against Mississippi State with the 69-55 win and marked the first time since the 1955-56 season that A-State had beaten the Bulldogs (a 76-61 win in Jonesboro). A-State improved to 14-46 (.233) against schools currently in the SEC and the 14-point margin of victory was the largest over an SEC school since a 66-52 victory over LSU in the 1987-88 season.
- The Red Wolves outshot the Bulldogs 52.2 percent to 32.3 percent and were 8-19 (42.1 percent) from beyond the arc compared to Mississippi State's mark of 3-17 (17.6 percent). Sean Gardner scored 22 points to lead the Red Wolves as A-State's starters outscored MSU 65-15.
- The 2014-15 campaign represents the program's 87th season as the Red Wolves have presently amassed a 1,145-1,081 all-time record (.514 win pct.) dating back their inaugural 1926-27 season. A-State has won at least 20 games in a season five times - 1986-87 (21-13), 1987-88 (21-14), 1988-89 (20-10), 1990-91 (23-9) and 1997-98 (20-9) since joining the NCAA-I ranks in 1970-71.
- A-State's 19 victories in the 2013-14 season (19-13 record) tied for the second most single-season wins since 1997-98 and also marked a tie for the highest win total in head coach John Brady's A-State coaching career. The Red Wolves went 19-12 overall in 2012-13, which was the program's most wins since 1997-98 (20-9 record). A-State has achieved 17 wins or more in a campaign five of the last six seasons to date and the Red Wolves have posted an 89-78 record (.533) since the 2009-10 season.
- A-State has compiled double-digit victories in 16 of the last 18 seasons. The Red Wolves have won at least 15 games or more on 11 occasions, which includes four of the last five seasons to date.
- Arkansas State's contest with Marshall will wrap up the team's home non-conference portion of its schedule. The team travels to Niagara for a Dec. 23 matchup that will be the team's final non-conference game of the season. A-State begins SBC play Dec. 30 at South Alabama.


A-STATE PROJECTED STARTING LINEUP




1 Cameron Golden
6-0 • 158 • Jr. • Guard
PPG RPG APG
14.9 2.6 4.0



5 PJ Hardwick
5-10 • 167 • RSo. • Guard
PPG RPG APG
5.2 3.8 5.4



12 Sean Gardner
6-5 • 178 • R.Jr. • Guard
PPG RPG APG
13.4 5.3 1.0



24 Anthony Livingston
6-8 • 230 • So. • Forward
PPG RPG BPG
16.0 6.6 1.1



33 Nouhoum Bocoum
6-10 • 270 • Jr. • Center
PPG RPG BPG
8.0 6.4 1.0

Athletics Media Relations

ARKANSAS STATE UNIVERSITY

P.O. Box 1000

State University, Ark. 72467

Telephone – (870) 972-2541, Fax – (870) 972-

3367, Press Row – (870) 972-2541

Athletics Website – AStateRedWolves.com

MBB Contact – Dennen Cuthbertson,

Assistant Athletics Media Relations Director

mcuthbertson@astate.edu

Jerry Scott, Assistant Athletics Director/

Athletics Media Relations Director

(870) 972-3405 / jscott@astate.edu

Chris Graddy,

Assistant Athletics Media Relations Director

(870) 972-2707/ cgraddy@astate.edu

MEDIA INFORMATION

CREDENTIALS

Working press credentials can be requested by contacting Dennen Cuthbertson at (870) 972-2541 or via email at mcuthbertson@astate.edu. Full season and single-game credentials will be mailed whenever possible. If not, they will be left at the Media Will Call table located on the lower level to the left of the green entrance of the A-State Convocation Center.

MEDIA ROOM

Enter the media room from the lower level, beneath the blue portal. Please do not attempt to access the media room from the entrance beneath the yellow portal. Game notes, flipcards and refreshments will be provided to credentialed media.

POST-GAME INTERVIEWS

The A-State locker room is closed to all media members. Head coach John Brady and requested assistant coaches and players will be available for interviews following a brief cooling off period. At A-State's home games, all post-game coach and player interviews will be in the media room.

PRACTICE COVERAGE

A-State men's basketball practices are closed to the media with the exception of the last 10 minutes of practice. Players and coaches are available for interviews following practice. Please contact Dennen Cuthbertson in the A-State Athletics Media Relations office prior to practice to arrange interviews. Please be respectful during practice, no food or loud conversation and silence your cell phones.

BASKETBALL GAME NOTES/RELEASES

All Red Wolves men's basketball game notes can be obtained as a PDF document via the A-State Athletics official website at AStateRedWolves.com. To be added to the email broadcast for men's basketball releases, contact Dennen Cuthbertson in the A-State Athletics Media Relations office at mcuthbertson@astate.edu. Game notes will be made available at least 24 hours prior to the next scheduled A-State men's basketball game and a post-game recap will be distributed within two hours following a game's conclusion.



A-STATE/MARSHALL SERIES HISTORY

- Saturday's meeting with the Thundering Herd will be the third meeting in history between the two schools with the Red Wolves holding a 2-0 edge. A-State took an 81-73 victory in the 1988-89 season at the Kentucky Invitational in Lexington, Ky. A-State went on to win the tournament with an 80-51 win over Bowling Green after the Falcons upset Kentucky 56-54. The two teams didn't play again until last season when the Red Wolves defeated Marshall 83-82 at the Cam Henderson Center in Huntington, W.Va.
- In the last meeting, A-State's Brandon Reed hit a three-pointer with 24.5 seconds left to break a 79-79 tie and the Red Wolves held on to win 83-82. All five A-State starters scored in double digits with Reed leading the way with 21 points. Kirk Van Slyke and Melvin Johnson III both scored 16 points each, while Cameron Golden (13) and Kendrick Washington (10) also scored in double figures. The Red Wolves outshot the Thundering Herd 46.8 percent (29-62) to 38.6 percent (27-70), but Marshall outrebounded Arkansas State 48-39. Both teams had ten turnovers, but the Red Wolves dished out 17 assists to Marshall's 14. A-State led 47-31 at halftime and had an 18-point advantage early in the second half, but Marshall stormed back to make a game of it by outscoring A-State 51-36 in the second period.
- Arkansas State sports a 110-142 record (.437) against schools currently in Conference USA. A-State has played several of the opponents a number of times because C-USA added a few of A-State's former SBC foes. Florida Atlantic, Florida International, Middle Tennessee State, North Texas, and Western Kentucky were all recently in the Sun Belt Conference, while Louisiana Tech was in the SBC until the 2000-01 season and played with A-State in Southland Conference before that. A-State has played every school in Conference USA at least once except for Charlotte.

LAST TIME OUT

- Arkansas State defeated Mississippi State 69-55 Wednesday night in a SEC Network televised contest to improve to 3-4 on the season. A-State led for 32:32 of the game and Mississippi State never got closer than seven points in the second half. Sean Gardner scored 22 points to lead the Red Wolves, while A-State's defense held the Bulldogs to a 32.3 percent (21-65) mark from the field.
- Cameron Golden and Nouhoum Bocoum also scored in double figures with 15 and 13 points, respectively, while Bocoum grabbed a game-high eight rebounds. A-State outrebounded Mississippi State 39-33 and had 13 assists to MSU's four. PJ Hardwick handed out seven of the assists and also scored the game's final five points on free throws. Arkansas State shot 8-19 (42.1 percent) from beyond the arc, while Mississippi State was just 3-17 (17.6 percent) from three-point range.
- The Red Wolves' win over the Bulldogs was the first win for A-State over a Southeastern Conference opponent since a 70-68 home win over Ole Miss in the 2004-05 season. A-State improved to 14-46 (.233) against schools currently in the SEC and the 14-point win was the largest margin of victory since a 66-52 win over LSU in the 1987-88 season. A-State also improved to 3-9 against MSU and registered its first win at Humphrey Coliseum and first win over the Bulldogs since the 1955-56 season.

SCOUTING MARSHALL

- The Thundering Herd enter Saturday's contest with a record of 4-6 after defeating King University (Tenn.) 90-76 on Tuesday night. The win snapped a six-game losing streak which occurred after the Thundering Herd began the season 3-0. Marshall won three home games over Jacksonville State, Savannah State, and West Virginia Tech before an 85-67 loss to No. 7 Louisville started the slide. Marshall dropped four straight games at home after the Louisville loss, and lost at No. 22 West Virginia 69-66 before the win over King.
- Marshall was led by Austin Loop's 17 points in the win over King, with Tamron Manning (16), Ryan Taylor (15), and Justin Edmonds (14) all scoring in double digits. Taylor also grabbed a game-high 17 rebounds.
- Ryan Taylor leads the team in scoring (14.8 PPG) and rebounding (9.3 RPG), while Shawn Smith is the only other player averaging double figures with 12 PPG, but he hasn't played in the last five contests. Marshall head coach Dan D'Antoni is the older brother of Mike D'Antoni, former NBA head coach of the Denver Nuggets, Phoenix Suns, New York Knicks, and Los Angeles Lakers. Dan coached under Mike as an assistant at Phoenix, New York, and Los Angeles. Both brothers played collegiately at Marshall and both are enshrined in Marshall's Athletics Hall of Fame.

2014-15 Sun Belt Conference Standings

<u>Team</u>	<u>Conference</u>		<u>Overall</u>	
Georgia Southern	0-0	.000	6-2	.750
Georgia State	0-0	.000	6-3	.667
Texas State	0-0	.000	5-3	.625
Louisiana-Lafayette	0-0	.000	6-4	.600
ULM	0-0	.000	5-4	.556
UT Arlington	0-0	.000	5-4	.556
UALR	0-0	.000	4-4	.500
Troy	0-0	.000	4-4	.500
Arkansas State	0-0	.000	3-4	.429
Appalachian State	0-0	.000	3-5	.375
South Alabama	0-0	.000	2-6	.250



2014-15

Preseason All-Conference

FIRST TEAM

Name	School	Year	Pos.
Jelani Hewitt	Georgia Southern	Sr.	G
Ryan Harrow	Georgia State	Sr.	G
R.J. Hunter	Georgia State	Jr.	G
Shawn Long	Louisiana-Lafayette	Sr.	F
Lonnie McClanahan	UT Arlington	Sr.	G

SECOND TEAM

Name	School	Year	Pos.
Josh Hagins	UALR	Jr.	G
James White	UALR	Jr.	F
Xavian Rimmer	Louisiana-Lafayette	Sr.	G
Tylor Ongwae	ULM	Sr.	F
Emani Grant	Texas State	Jr.	F

THIRD TEAM

Name	School	Year	Pos.
Tab Hamilton	Appalachian State	Sr.	G
Trent Wiedeman	Georgia Southern	Sr.	G
Curtis Washington	Georgia State	Sr.	F
Jamel Outler	UT Arlington	Sr.	G
Kevin Thomas	Troy	Sr.	F

Preseason Player of the Year
R.J. Hunter, Georgia State

2014-15 Coaches Preseason Poll

(Points & First-Place Votes)

1. Georgia State – 121 pts. (11)
2. Louisiana-Lafayette – 110 pts.
3. UALR – 94 pts.
4. UT Arlington – 74 pts.
5. Arkansas State – 73 pts.
6. ULM – 69 pts.
7. Texas State – 43 pts.
8. Troy – 42 pts.
- 9T. Georgia Southern – 38 pts.
- 9T. South Alabama – 38 pts.
11. Appalachian State – 23 pts.

2014-15 Preseason Honors

Athlon Sports
A-State – 7th in Sun Belt Conference

College Sports Madness
Cameron Golden – All-SBC Fourth Team

Lindy's Sports
A-State – 6th in Sun Belt Conference

Sporting News
A-State – 5th in Sun Belt Conference

Blue Ribbon Yearbook
A-State – 4th in Sun Belt Conference

Gardner's Great Aim: Redshirt junior guard Sean Gardner scored a game-high 22 points against Mississippi State and hit four key three-pointers in the second half to lead A-State to its 69-55 win. He was 8-14 from the field overall and 5-10 from beyond the arc. He also grabbed five rebounds on the night. Earlier this season, he scored an A-State season-high 28 points against Belhaven Dec. 6. He connected on 10-of-13 shooting from the field and made 8-of-9 three-point attempts. His two, two-point field goals were both on dunks. The first was on an offensive rebound he soared through the air to slam home and the other was on an alley-oop pass. He is third on the team in scoring with a 13.4 PPG average, which is 14th in the Sun Belt Conference. He also has a .480 shooting percentage from the field this season, third on the team, and a .409 mark from three-point range, which ranks second in the conference and 43rd in the nation.

The Golden Rule: Junior guard Cameron Golden was second on the squad with 15 points against Mississippi State and is second on the team with a 14.9 PPG average. That mark ranks him ninth in the conference. He is team's leader in steals with a 2.1 SPG mark, a total that ranks fourth in the SBC and 53rd in the nation. He has the most assists on the team with 28, but is second in APG with a 4.0 average. Additionally, Golden is third in the conference with 20 total three-point field goals made for a 2.9 per game average.

Nouhoum, No Problem: A-State junior center Nouhoum Bocoum has drawn two consecutive starts since coming off the bench in the first five games of the season. He has scored 13 points in back-to-back starts and grabbed a game-high eight rebounds in the win over Mississippi State. Bocoum also has one of the team's double-doubles this season with a 10-point, 10-rebound effort against Purdue off the bench. He is fourth on the team in scoring (8.0 PPG) and second in rebounding (6.4 RPG).

Doubling Up: A-State has had at least three players score in double figures in six of its seven games this season, with the only exception being the Purdue contest. A-State had three scorers in double figures against Mississippi State with Sean Gardner leading the way with 22. Cameron Golden was second on the team with 15 points and Nouhoum Bocoum added 13. A-State had four players with double-digit scoring totals for the first time this season in the Toledo contest with Golden leading the way with 18. Bocoum (13), Gardner (12), and Anthony Livingston (11) were the other three scorers in double figures for Arkansas State.

Living-strong: Sophomore forward Anthony Livingston has had little problems adjusting to Division I basketball after transferring from San Jacinto Junior College. He's led the team in scoring four of the team's first seven games and got A-State's first double-double of the season against Belhaven with 19 points and 10 rebounds, all defensive. He didn't score in double-figures for this first time this season against Mississippi State but did have eight points and seven rebounds. He leads A-State in points per game (16.0), rebounds per game (6.6), field-goal percentage (56.8 percent), and blocks per game (1.1). The PPG mark ranks as a tie for fifth in the conference and 139th in the nation, while the field-goal percentage is fifth in the SBC and 45th in the country.

Brady's Homecoming A Success: A-State head coach John Brady returned to Mississippi State Wednesday night and came away with a 69-55 win. He earned his master's degree from Mississippi State and was a graduate assistant coach for the Bulldogs in 1977. After a high school head coaching stint, Brady returned to Mississippi State as an assistant coach and was with the Bulldogs for eight seasons from 1982-90. He served as the primary recruiter for head coach Richard Williams the last four years of his tenure.

No Rest For the Weary: Cameron Golden, Anthony Livingston, and Sean Gardner are all in the top-10 in minutes played in the Sun Belt Conference. Golden is third with 35.4 per game average, while Livingston is sixth with 33.7 MPG and Gardner is seventh with 33.4 MPG. Golden's mark also ranks 50th in the nation.

National and SBC Rankings: A-State is fifth in the nation in fewest fouls with 120 and first in the SBC. As a team, the Red Wolves rank third in the conference in three-point shooting (37.7 percent) and 66th in the country.

Career High For Cali: Sophomore guard Daijon Macklien (nicknamed Cali because his home state is California) played a career-high 21 minutes against Toledo and scored a career-high seven points by connecting on two three-pointers and adding a free throw. He also added two assists and a steal against the Rockets.

Running Waters: Junior forward Charles Waters recorded his first career points against UCA on Dec. 1 when he intercepted a pass and took it coast-to-coast for a slam dunk. He added six points against Belhaven Saturday night with four of his six points coming via the slam dunk. He intercepted a pass and threw it down on the other end for his first points of the night against the Blazers, in similar fashion to his dunk at UCA, and after a layup, added two more points on an alley-oop dunk.

Number 100: Arkansas State head coach John Brady recorded his 100th win as A-State's head coach with the 67-49 victory over UCA on December 1. He became the fifth coach to register at least 100 wins at Arkansas State joining John Rauth, Nelson Catalina, Dickey Nutt, and Marvin Adams. Adams is the coach above Brady with 111 wins that he tallied from 1976-84.

Did You Know?: Sophomore guard Daijon Macklien played football at NCAA Division II North Alabama in the 2012 season ... Sean Gardner and junior forward Charles Waters are stepbrothers ... Nouhoum Bocoum wears size 18 shoes ... Cameron Golden has switched his jersey number to one for this upcoming season after wearing zero this past 2013-14 campaign.

Close Ties: Guard Josh Pierre's father, Butch, will embark on his seventh season as the associate men's basketball head coach at Oklahoma State University. Butch spent 11 seasons (1997-08) at LSU as a member of current A-State head coach John Brady's staff, including six as an associate head coach. Josh has a twin brother, Joseph III. Pierre doubled his points production last season by tallying 12 points in eight games after netting six points in four appearances for the 2012-13 campaign.

A-STATE'S RECORD WHEN...

At home	1-2
On the road	2-2
At a neutral site	0-0
Leading at half	3-2
Trailing at half	0-1
Tied at half	0-1
In overtime	0-0
Coming off a win	1-1
Coming off a loss	2-3
A-State scores first	3-1
Opponent scores first	0-3
In 1-4 point games	0-1
In 5-9 point games	0-2
In 10-14 point games	1-0
In 15 or more point games	2-1
Leading with 5 minutes left in regulation	3-0
Trailing with 5 minutes left in regulation	0-4
Tied with 5 minutes left in regulation	0-0
Scoring less than 50 points	0-1
Scoring 50-59 points	0-1
Scoring 60-69 points	2-1
Scoring 70-79 points	0-1
Scoring 80-89 points	0-0
Scoring 90-99 points	1-0
Scoring 100 or more points	0-0
Allowing less than 50 points	1-0
Allowing 50-59 points	1-0
Allowing 60-69 points	1-1
Allowing 70-79 points	0-2
Allowing 80-89 points	0-1
Allowing 90-99 points	0-0
Allowing 100 or more points	0-0
Better than 50% FG	2-1
Less than 50% FG	1-3
Opponent at or better than 50% FG	1-0
Opponent less than 50% FG	3-3
Outshooting opponent	2-1
Outshot by opponent	1-3
Same number of shots	0-0
Better than or at 50% 3-PT FG	0-1
Less than 50% 3-PT FG	3-3
Opponent better than or at 50% 3-PT FG	0-0
Opponent less than 50% 3-PT FG	3-4
Better than or at 50% FT	3-4
Less than 50% FT	0-0
Opponent better than or at 50% FT	2-4
Opponent less than 50% FT	1-0
Shooting more free throws than opponent	1-1
Shooting less free throws than opponent	2-3
Free throws are even	0-0
A-State starters outscore opponents	3-2
Opponent's starters outscore A-State	0-2
Starter scoring is even	0-0
Bench scores in double-digits	2-2
Bench outscores opponent	2-0
Opponent bench outscores A-State	1-3
Bench scoring is even	0-1
No A-State players score in double figures	0-0
One player scores in double figures	0-0
Two players score in double figures	0-1
Three or more players score in double figures	3-3
Outrebounding opponent	3-1
Outrebounded by opponent	0-2
Rebounds are even	0-1
10 or more assists	3-2
10 or more steals	1-0
5 or more blocks	1-0
Forcing more turnovers than opponent	1-0
Committing more turnovers than opponent	2-3
Turnovers are even	0-1
In November	0-2
In December	3-2
In January	0-0
In February	0-0
In March	0-0

HEAD COACH JOHN BRADY



A proven winner in the collegiate coaching ranks, John Brady's vision of taking the Arkansas State men's basketball program to the highest competitive level nationally has made the two entities a perfect match.

Brady has certainly become accustomed to success throughout his distinguished coaching career as evidenced by a Final Four appearance and 380 career

victories.

The past two seasons (2012-13 and 2013-14) clearly illustrate Brady's success as A-State has compiled back-to-back 19-win seasons to represent the Red Wolves' most single-season victories since 1997-98 campaign. The 2012-13 team posted a 19-12 overall mark and claimed a Sun Belt Conference (SBC) West Division Championship title while the 2013-14 squad registered a 19-13 overall record.

A new era in A-State men's basketball history began on March 19, 2008 when Brady was announced as the Red Wolves' 15th head coach in the program's history.

Brady has wasted little time making a positive impact on the A-State program as in his initial three years at the helm, he turned the Red Wolves into a success story on the court by capturing a share of the Sun Belt Conference's Western Division Championship title in 2010-11 along with compiling double-digit SBC wins back-to-back for the first time in nearly 20 years and going 13-0 at home.

During his first season with the Red Wolves, Brady helped lead A-State to one of the best starts in program history and achieved the No. 22 ranking on Collegeinsider.com's Top 25 poll.

Brady would take the Red Wolves a step further in his second season (2009-10), improving their record to 17-14 while making a Sun Belt Conference Tournament Semifinal appearance and finishing second in the SBC's West Division. For his efforts, Brady was named Sun Belt Coach of the Year and the District VII Coach of the Year by the USBWA.

For the 2009-10 season, A-State registered an 11-7 SBC record which signified its best conference mark since the 2006-07 campaign when A-State achieved an identical league mark. A-State's 11 wins represented the seventh time in which the Red Wolves compiled a double-digit league victories total since joining the Sun Belt. A-State would then duplicate its SBC wins in the 2010-11 season by finishing with an 11-5 conference ledger.

Prior to Arkansas State, Brady spent 10-plus seasons serving as LSU's head coach. During his tenure at the school, Brady guided the Tigers to six post-season berths, two Southeastern Conference (SEC) Championship crowns and three SEC Western Division titles. With his success, Brady was tabbed as the SEC Coach of the Year twice (1999-00 and 2005-06).

Brady's 16-year tenure as a head coach at both LSU and Samford in Birmingham, Alabama, has been decorated with achievements. He has coached a combined 25 All-TAAC and SEC selections, 48 academic all-conference choices, posted 11 winning seasons and collected five division championships. Brady compiled up the third most wins in LSU history with 192 and left Samford after the 1996-97 season as the Bulldog's all-time leader in coaching victories (89) as well.

Brady quickly turned around an LSU's men's basketball program that had suffered four consecutive losing seasons prior to his arrival, leading the Tigers to a 28-6 record, an SEC Championship and an NCAA Sweet 16 appearance in just his third season (1999-00) at the helm. Under Brady's direction, the Tigers recorded six consecutive winning seasons from 2001-02 to 2006-07 while making three trips to the NCAA Tournament and two more to the NIT. The 2005-06 campaign saw LSU post a 27-9 overall record and advance to the Final Four for the first time in 20 years.

Not only did Brady coach the Tigers to 23 wins versus ranked opponents, he also led them to victories over two teams ranked No. 1 in the Associated Press Poll (Arizona in 2002-03 and Duke in 2005-06). Additionally, he orchestrated a 19-game home win-

ning streak over SEC opponents, the third longest stretch in LSU history.

While at LSU, Brady coached two NBA Lottery picks and six current NBA players. The Tigers signed nine Parade All-Americans and four McDonald All-Americans under Brady, who also coached three SEC Players of the Year, four players named SEC Freshman of the Year, one SEC Scholar-Athlete of the Year and 17 All-SEC selections.

Prior to taking over the reigns at LSU, Brady served as Samford's head coach from 1991-92 through 1996-97. He quickly turned around a Samford program, which was coming off six straight losing seasons, by guiding the Bulldogs to a 17-10 overall record in just his second season. Brady went on to lead Samford to three consecutive winning seasons (1995-97) for the first time since 1982-84, culminating in a 19-9 overall record and division crown in 1997. SU placed first in the Trans America Athletic Conference's (TAAC) West Division in each of Brady's final two seasons for the first time in program history.

Brady's four winning seasons at Samford represented the first for any coach at the school. He directed SU to an 89-77 record after the Bulldogs went 27-83 the four seasons prior to his initial year. Brady coached eight All-TAAC and 14 Academic All-TAAC student-athletes over six seasons at Samford.

A native of McComb, Miss., native, Brady earned his bachelor's degree from Belhaven College in 1976. He was a three-year starter at BC and scored over 1,000 career points. Brady, a two-time All-Southern States Conference selection, was inducted into his alma mater's Hall of Fame.

Brady began his coaching career as a graduate assistant for the Mississippi State men's basketball program where he earned his master's degree from 1976-77. Brady took his first head coaching position in 1977 at Louisiana's Crowley High School and led the basketball squad to a 129-49 (.725) overall record in five seasons. He was honored as the 1981 Louisiana Sports Writers Association Class 3-A Coach of the Year.

Brady returned to the college coaching ranks in 1982 as an assistant coach at Mississippi State. He spent eight years with the Bulldogs, the first four seasons under coach Bob Hoyt and the proceeding four as a chief recruiter for coach Richard Williams. Following his tenure at MSU, Brady returned to Louisiana to serve as an assistant coach at the University of New Orleans. Brady helped lead UNO to a NCAA Tournament berth in his only season with the Privateers.

BRADY'S YEAR-BY-YEAR AT A-STATE

SEASON	OVERALL			CONFERENCE			FINISH
	W	L	Pct.	W	L	Pct.	
2008-09	13	17	.434	5	13	.278	7th-West
2009-10	17	14	.548	11	7	.611	2nd-West
2010-11	17	15	.531	11	5	.687	WD Champs
2011-12	14	20	.412	6	10	.375	5th-West
2012-13	19	12	.633	12	8	.600	WD Champs
2013-14	19	13	.594	10	8	.556	4th
2014-15	3	4	.429	0	0	.000	
TOTALS	102	95	.518	55	51	.519	

WD – West Division Champions

BRADY'S A-STATE RECORD BREAKDOWN

MONTH	OVERALL	HOME	AWAY	NEUTRAL
NOVEMBER	18-18	10-4	8-10	0-4
DECEMBER	28-21	20-5	8-16	0-0
JANUARY	28-23	21-7	7-16	0-0
FEBRUARY	22-23	15-5	7-18	0-0
MARCH	6-10	1-2	0-3	5-5

CAREER TOTAL – 102-95

HOME – 67-23;

AWAY – 30-63;

NEUTRAL – 5-9



2014-15 Arkansas State Men's Basketball Roster

NO.	NAME	HT.	WT.	YR.	POS.	Ex.	HOMETOWN/LAST SCHOOL
0	Daijon Macklien	6-1	195	So.	G	JC	Los Angeles, Calif./Chattahoochee Valley CC
1	Cameron Golden	6-0	158	Jr.	G	2L	Memphis, Tenn./Ridgeway
2	Connor Kern	6-4	189	Fr.	G	HS	Pickerington, Ohio/Pickerington Central
3	Devin Carter*	6-4	209	Jr.	G	TR	Champaign, Ill./Kent State
4	Josh Pierre	6-0	184	Jr.	G	2L	Baton Rouge, La./Stillwater, Okla.
5	PJ Hardwick	5-11	167	RSo.	G	TR	Miami, Fla./North Texas
10	Frederic Dure	6-5	165	Jr.	G	JC	Montreal, Quebec/Sheridan College
11	Charles Waters	6-6	186	Jr.	F	JC	Memphis, Tenn./Southwest Tennessee CC
12	Sean Gardner	6-5	178	RJr.	G	RS	Memphis, Tenn./Motlow JC
13	C.J. Foster	6-3	180	So.	G	JC	Lilburn, Ga./Roane State
14	Kelvin Downs	6-9	230	Jr.	F	2L	Arlington, Texas/Juan Seguin
20	Josh Bowling	6-5	205	Fr.	F	HS	Benton, Ark./Benton
24	Anthony Livingston	6-8	230	So.	F	JC	Washington, D.C./San Jacinto College
33	Nouhoum Bocoum	6-10	270	Jr.	C	JC	Harlem, N.Y./Paris JC

* – Ineligible 2014-15 season due to NCAA Transfer Rule

Coaching Staff:

HEAD COACH: John Brady (7th Year)

ASSOCIATE HEAD COACH: Melvin Haralson (4th Year)

ASSISTANT COACHES: Carlos Wilson (1st Year), Mike Scutero (1st year)

DIRECTOR OF BASKETBALL OPERATIONS: Kyle Drake (1st Year)

Pronunciation Guide:

Nouhoum Bocoum - NA-hoom BA-coom

Daijon Macklien - DAY-john MAC-clean

Red Wolves by State/Country

Tennessee (3)

Memphis - Cameron Golden

Memphis - Charles Waters

Memphis - Sean Gardner

Arkansas (1)

Benton - Josh Bowling

California (1)

Los Angeles - Daijon Macklien

Florida (1)

Miami - PJ Hardwick

Georgia (1)

Lilburn - C.J. Foster

Illinois (1)

Champaign - Devin Carter

Louisiana (1)

Baton Rouge - Josh Pierre

New York (1)

Harlem - Nouhoum Bocoum

Ohio (1)

Pickerington - Connor Kern

Texas (1)


Arlington - Kelvin Downs

District of Columbia (1)

Washington, D.C. - Anthony Livingston

Canada (1)

Montreal, Quebec - Frederic Dure




0 – Dajon Macklien

Sophomore - Guard
6-1 - 195
Los Angeles, Calif.



1 – Cameron Golden

Junior - Guard
6-0 - 158
Memphis, Tenn.



2 – Connor Kern

Freshman - Guard
6-4 - 189
Pickerington, Ohio



3 – Devin Carter

Junior - Guard
6-4 - 209
Champaign, Ill.




4 – Josh Pierre

Junior - Guard
6-0 - 184
Baton Rouge, La.



5 – PJ Hardwick

R-Sophomore - Guard
5-10 - 167
Miami, Fla.




10 – Frederic Dure

Junior - Guard
6-5 - 165
Montreal, Quebec



11 – Charles Waters

Junior - Forward
6-6 - 186
Memphis, Tenn.




12 – Sean Gardner

R-Junior - Guard
6-5 - 178
Memphis, Tenn.




13 – C.J. Foster

Sophomore - Guard
6-3 - 180
Lilburn, Ga.



14 – Kelvin Downs

Junior - Forward
6-9 - 230
Arlington, Texas




20 – Josh Bowling

Freshman - Forward
6-5 - 205
Benton, Ark.



22 – Tyler Cordoni

Freshman - Forward
6-7 - 225
Kailua, Hawaii



24 – Anthony Livingston

Sophomore - Forward
6-8 - 230
Washington, D.C.



25 – Ronnie White

Junior - Forward
6-9 - 225
Chicago, Ill.



33 – Nouhoum Bocoum

Junior H Center
6-10 H 270
Harlem, N.Y.



John Brady

Head Coach
7th Season



Melvin Haralson

Associate Head Coach
4th Season



Carlos Wilson

Assistant Coach
1st Season



Mike Scutero

Assistant Coach
1st Season



2014-15 RADIO/TV ROSTER





Arkansas State Season Box Score (as of Dec 17, 2014)
All games



RECORD:	OVERALL	HOME	AWAY	NEUTRAL
ALL GAMES	3-4	1-2	2-2	0-0
CONFERENCE	0-0	0-0	0-0	0-0
NON-CONFERENCE	3-4	1-2	2-2	0-0

##	Player	gp-gs	min	avg	Total		3-Point		F-Throw		Rebounds				pf	dq	a	to	blk	stl	pts	avg
					fg-fga	fg%	3fg-fga	3fg%	ft-fa	ft%	off	def	tot	avg								
24	Livingston, Anthon	7-7	236	33.7	42-74	.56	8-17	.47	20-31	.64	11	35	46	6.6	18	0	5	25	8	6	112	16.0
01	Golden, Cameron	7-7	248	35.4	34-93	.36	20-54	.37	16-22	.72	2	16	18	2.6	19	1	28	12	1	15	104	14.9
12	Gardner, Sean	7-7	234	33.4	36-75	.48	18-44	.40	4-8	.50	10	27	37	5.3	14	1	7	11	3	7	94	13.4
33	Bocoum, Nouhou	7-2	125	17.9	23-44	.52	0-1	.00	10-16	.62	20	25	45	6.4	12	0	0	6	7	3	56	8.0
05	Hardwick, PJ	5-5	153	30.6	6-20	.30	0-0	.00	14-18	.77	5	14	19	3.8	10	0	27	16	0	4	26	5.2
14	Downs, Kelvin	7-5	123	17.6	13-30	.43	0-2	.00	6-9	.66	5	16	21	3.0	18	1	3	9	3	1	32	4.6
13	Foster, C.J.	6-2	97	16.2	5-12	.41	0-3	.00	7-10	.70	4	5	9	1.5	13	1	6	8	1	0	17	2.8
00	Macklien, Daijon	7-0	106	15.1	7-16	.43	3-8	.37	1-2	.50	1	5	6	0.9	5	0	8	7	0	2	18	2.6
11	Waters, Charles	5-0	43	8.6	4-9	.44	0-0	.00	1-2	.50	3	7	10	2.0	6	0	0	2	0	3	9	1.8
25	White, Ronnie	3-0	26	8.7	1-4	.25	0-0	.00	3-4	.75	2	8	10	3.3	4	0	0	1	0	0	5	1.7
04	Pierre, Josh	4-0	9	2.3	0-1	.00	0-1	.00	0-0	.00	0	1	1	0.3	0	0	0	0	0	1	0	0.0
Team											16	10	26		1		1					
Total.....		7	1400		171-378	.45	49-130	.37	82-122	.67	79	169	248	35.4	120	4	84	98	23	42	473	67.6
Opponents.....		7	1400		164-394	.41	51-151	.33	91-143	.63	83	147	230	32.9	117	-	84	83	22	44	470	67.1

Score by Periods	1st	2nd	Totals
Arkansas State	236	237	473
Opponents	228	242	470



Arkansas State Team Game-by-Game (as of Dec 19, 2014) All games



TEAM STATISTICS

Opponent	Date	Score		Total		3-Pointers		Free throws		Rebounds				pf	a	t/o	blk	stl	pts	avg
				fg-fga	pct	3fg-fga	pct	ft-fta	pct	off	def	tot	avg							
UT MARTIN	11/17/	73-75	L	26-45	.57	6-11	.54	15-20	.75	4	23	27	27.0	18	6	16	1	6	73	73.0
LAMAR	11/25/	58-63	L	19-46	.41	5-17	.29	15-25	.60	12	20	32	29.5	17	8	15	3	3	58	65.5
at Central Arkansas	12/1/1	67-49	W	26-58	.44	6-19	.31	9-16	.56	17	20	37	32.0	16	10	14	7	11	67	66.0
BELHAVEN	12/6/1	95-68	W	34-68	.50	13-27	.48	14-15	.93	17	30	47	35.8	14	20	12	4	9	95	73.2
at Purdue	12/10/	46-87	L	17-57	.29	2-14	.14	10-14	.71	13	18	31	34.8	22	11	17	2	5	46	67.8
at TOLEDO	12/13/	65-73	L	25-58	.43	9-23	.39	6-8	.75	10	25	35	34.8	19	16	10	3	4	65	67.3
at Mississippi State	12-17-	69-55	W	24-46	.52	8-19	.42	13-24	.54	6	33	39	35.4	14	13	14	3	4	69	67.6
Arkansas State		473		171-378	.452	49-130	.377	82-122	.672	79	169	248	35.4	120	84	98	23	42	473	67.6
Opponents		470		164-394	.416	51-151	.338	91-143	.636	83	147	230	32.9	117	84	83	22	44	470	67.1

Games played: 7
Points/game: 67.6
FG Pct: 45.2
3FG Pct: 37.7
FT Pct: 67.2

Rebounds/game: 35.4
Assists/game: 12.0
Turnovers/game: 14.0
Assist/turnover ratio: 0.9
Steals/game: 6.0
Blocks/game: 3.3



Arkansas State Team High/Low Analysis (as of Dec 19, 2014)
All games



Arkansas State - TEAM GAME HIGHS

POINTS	95	BELHAVEN (12/6/14)
	73	UT MARTIN (11/17/14)
	69	at Mississippi State (12-17-14)
	67	at Central Arkansas (12/1/14)
	65	at TOLEDO (12/13/14)
FIELD GOALS MADE	34	BELHAVEN (12/6/14)
	26	at Central Arkansas (12/1/14)
	26	UT MARTIN (11/17/14)
FIELD GOAL ATTEMPTS	68	BELHAVEN (12/6/14)
	58	at TOLEDO (12/13/14)
	58	at Central Arkansas (12/1/14)
FIELD GOAL PERCENTAGE	.578 (26-45)	UT MARTIN (11/17/14)
	.522 (24-46)	at Mississippi State (12-17-14)
3 PT FIELD GOALS MADE	13	BELHAVEN (12/6/14)
	9	at TOLEDO (12/13/14)
3 PT FG ATTEMPTS	27	BELHAVEN (12/6/14)
	23	at TOLEDO (12/13/14)
3 PT FG PERCENTAGE	.545 (6-11)	UT MARTIN (11/17/14)
	.481 (13-27)	BELHAVEN (12/6/14)
FREE THROWS MADE	15	LAMAR (11/25/14)
	15	UT MARTIN (11/17/14)
FREE THROW ATTEMPTS	25	LAMAR (11/25/14)
	24	at Mississippi State (12-17-14)
FREE THROW PERCENTAGE	.933 (14-15)	BELHAVEN (12/6/14)
	.750 (15-20)	UT MARTIN (11/17/14)
	.750 (6-8)	at TOLEDO (12/13/14)
REBOUNDS	47	BELHAVEN (12/6/14)
	39	at Mississippi State (12-17-14)
ASSISTS	20	BELHAVEN (12/6/14)
	16	at TOLEDO (12/13/14)
STEALS	11	at Central Arkansas (12/1/14)
	9	BELHAVEN (12/6/14)
BLOCKED SHOTS	7	at Central Arkansas (12/1/14)
	4	BELHAVEN (12/6/14)
TURNOVERS	17	at Purdue (12/10/14)
	16	UT MARTIN (11/17/14)
FOULS	22	at Purdue (12/10/14)
	19	at TOLEDO (12/13/14)



Arkansas State High/Low Analysis (as of Dec 19, 2014)
All games



Opponent - GAME HIGHS

POINTS	87		at Purdue (12/10/14)
	75		UT MARTIN (11/17/14)
	73		at TOLEDO (12/13/14)
	68		BELHAVEN (12/6/14)
	63		LAMAR (11/25/14)
FIELD GOALS MADE	30		at Purdue (12/10/14)
	26		UT MARTIN (11/17/14)
FIELD GOAL ATTEMPTS	65		at Mississippi State (12-17-14)
	59		at Purdue (12/10/14)
FIELD GOAL PERCENTAGE	.508	(30-59)	at Purdue (12/10/14)
	.473	(26-55)	UT MARTIN (11/17/14)
3 PT FIELD GOALS MADE	11		BELHAVEN (12/6/14)
	9		at Purdue (12/10/14)
3 PT FG ATTEMPTS	30		BELHAVEN (12/6/14)
	23		at TOLEDO (12/13/14)
	23		at Purdue (12/10/14)
3 PT FG PERCENTAGE	.400	(8-20)	UT MARTIN (11/17/14)
	.391	(9-23)	at Purdue (12/10/14)
FREE THROWS MADE	20		at TOLEDO (12/13/14)
	18		at Purdue (12/10/14)
FREE THROW ATTEMPTS	28		at Purdue (12/10/14)
	25		at TOLEDO (12/13/14)
FREE THROW PERCENTAGE	.833	(10-12)	at Mississippi State (12-17-14)
	.800	(20-25)	at TOLEDO (12/13/14)
REBOUNDS	41		at Purdue (12/10/14)
	36		at Central Arkansas (12/1/14)
ASSISTS	21		at Purdue (12/10/14)
	15		at TOLEDO (12/13/14)
STEALS	11		UT MARTIN (11/17/14)
	8		LAMAR (11/25/14)
BLOCKED SHOTS	8		at Purdue (12/10/14)
	5		at Central Arkansas (12/1/14)
TURNOVERS	21		at Central Arkansas (12/1/14)
	15		LAMAR (11/25/14)
FOULS	25		LAMAR (11/25/14)
	19		at Central Arkansas (12/1/14)



Arkansas State High/Low Analysis (as of Dec 19, 2014)
All games



Arkansas State - GAME LOWS

POINTS	46		at Purdue (12/10/14)
	58		LAMAR (11/25/14)
	65		at TOLEDO (12/13/14)
	67		at Central Arkansas (12/1/14)
	69		at Mississippi State (12-17-14)
FIELD GOALS MADE	17		at Purdue (12/10/14)
	19		LAMAR (11/25/14)
FIELD GOAL ATTEMPTS	45		UT MARTIN (11/17/14)
	46		LAMAR (11/25/14)
	46		at Mississippi State (12-17-14)
FIELD GOAL PERCENTAGE	.298	(17-57)	at Purdue (12/10/14)
	.413	(19-46)	LAMAR (11/25/14)
3 PT FIELD GOALS MADE	2		at Purdue (12/10/14)
	5		LAMAR (11/25/14)
3 PT FG ATTEMPTS	11		UT MARTIN (11/17/14)
	14		at Purdue (12/10/14)
3 PT FG PERCENTAGE	.143	(2-14)	at Purdue (12/10/14)
	.294	(5-17)	LAMAR (11/25/14)
FREE THROWS MADE	6		at TOLEDO (12/13/14)
	9		at Central Arkansas (12/1/14)
FREE THROW ATTEMPTS	8		at TOLEDO (12/13/14)
	14		at Purdue (12/10/14)
FREE THROW PERCENTAGE	.542	(13-24)	at Mississippi State (12-17-14)
	.563	(9-16)	at Central Arkansas (12/1/14)
REBOUNDS	27		UT MARTIN (11/17/14)
	31		at Purdue (12/10/14)
ASSISTS	6		UT MARTIN (11/17/14)
	8		LAMAR (11/25/14)
STEALS	3		LAMAR (11/25/14)
	4		at TOLEDO (12/13/14)
	4		at Mississippi State (12-17-14)
BLOCKED SHOTS	1		UT MARTIN (11/17/14)
	2		at Purdue (12/10/14)
TURNOVERS	10		at TOLEDO (12/13/14)
	12		BELHAVEN (12/6/14)
FOULS	14		BELHAVEN (12/6/14)
	14		at Mississippi State (12-17-14)



Arkansas State High/Low Analysis (as of Dec 19, 2014)
All games



Opponent - GAME LOWS

POINTS	49		at Central Arkansas (12/1/14)
	55		at Mississippi State (12-17-14)
	63		LAMAR (11/25/14)
	68		BELHAVEN (12/6/14)
	73		at TOLEDO (12/13/14)
FIELD GOALS MADE	17		at Central Arkansas (12/1/14)
	21		at Mississippi State (12-17-14)
FIELD GOAL ATTEMPTS	50		at Central Arkansas (12/1/14)
	53		LAMAR (11/25/14)
FIELD GOAL PERCENTAGE	.323	(21-65)	at Mississippi State (12-17-14)
	.340	(17-50)	at Central Arkansas (12/1/14)
3 PT FIELD GOALS MADE	3		at Mississippi State (12-17-14)
	5		LAMAR (11/25/14)
3 PT FG ATTEMPTS	17		LAMAR (11/25/14)
	17		at Mississippi State (12-17-14)
3 PT FG PERCENTAGE	.176	(3-17)	at Mississippi State (12-17-14)
	.294	(5-17)	LAMAR (11/25/14)
FREE THROWS MADE	7		at Central Arkansas (12/1/14)
	10		LAMAR (11/25/14)
	10		at Mississippi State (12-17-14)
FREE THROW ATTEMPTS	12		at Mississippi State (12-17-14)
	17		LAMAR (11/25/14)
FREE THROW PERCENTAGE	.389	(7-18)	at Central Arkansas (12/1/14)
	.579	(11-19)	BELHAVEN (12/6/14)
REBOUNDS	24		BELHAVEN (12/6/14)
	30		UT MARTIN (11/17/14)
ASSISTS	4		at Mississippi State (12-17-14)
	10		LAMAR (11/25/14)
	10		at Central Arkansas (12/1/14)
STEALS	2		at TOLEDO (12/13/14)
	4		at Central Arkansas (12/1/14)
BLOCKED SHOTS	0		UT MARTIN (11/17/14)
	1		LAMAR (11/25/14)
TURNOVERS	5		at TOLEDO (12/13/14)
	9		at Mississippi State (12-17-14)
FOULS	11		at TOLEDO (12/13/14)
	12		at Purdue (12/10/14)



Arkansas State Individual Game-by-Game (as of Dec 19, 2014)

All games



#00 Macklien, Daijon

Opponent	Date	gs	min	Total		3-Pointers		Free throws		Rebounds				pf	a	t/o	blk	stl	pts	avg
				fg-fga	pct	3fg-fga	pct	ft-fga	pct	off	def	tot	avg							
UT MARTIN	11/17/		20	0-1	.00	0-1	.00	0-0	.00	0	0	0	0.0	1	2	3	0	0	0	0.0
LAMAR	11/25/		17	1-4	.25	0-1	.00	0-0	.00	0	1	1	0.5	2	0	0	0	0	2	1.0
at Central Arkansas	12/1/1		7	0-1	.00	0-1	.00	0-0	.00	0	0	0	0.3	2	0	1	0	0	0	0.7
BELHAVEN	12/6/1		6	2-4	.50	1-3	.33	0-0	.00	1	0	1	0.5	0	1	0	0	1	5	1.8
at Purdue	12/10/		17	2-3	.66	0-0	.00	0-0	.00	0	0	0	0.4	0	2	1	0	0	4	2.2
at TOLEDO	12/13/		21	2-2	1.00	2-2	1.00	1-2	.50	0	0	0	0.3	0	2	1	0	1	7	3.0
at Mississippi State	12-17-		18	0-1	.00	0-0	.00	0-0	.00	0	4	4	0.9	0	1	1	0	0	0	2.6
Totals		0	106	7-16	.43	3-8	.37	1-2	.50	1	5	6	0.9	5	8	7	0	2	18	2.6

Games played: 7
 Minutes/game: 15.1
 Points/game: 2.6
 FG Pct: 43.8
 3FG Pct: 37.5
 FT Pct: 50.0

Rebounds/game: 0.9
 Assists/game: 1.1
 Turnovers/game: 1.0
 Assist/turnover ratio: 1.1
 Steals/game: 0.3

#01 Golden, Cameron

Opponent	Date	gs	min	Total		3-Pointers		Free throws		Rebounds				pf	a	t/o	blk	stl	pts	avg
				fg-fga	pct	3fg-fga	pct	ft-fga	pct	off	def	tot	avg							
UT MARTIN	11/17/	*	37	5-9	.55	3-3	1.00	4-6	.66	0	4	4	4.0	2	3	2	0	2	17	17.0
LAMAR	11/25/	*	40	4-13	.30	2-6	.33	3-6	.50	1	2	3	3.5	2	4	4	0	1	13	15.0
at Central Arkansas	12/1/1	*	33	5-15	.33	4-10	.40	0-0	.00	0	0	0	2.3	2	4	1	0	5	14	14.7
BELHAVEN	12/6/1	*	34	5-15	.33	3-10	.30	5-5	1.00	1	0	1	2.0	1	7	0	0	2	18	15.5
at Purdue	12/10/	*	35	3-13	.23	1-8	.12	2-2	1.00	0	2	2	2.0	3	2	2	1	4	9	14.2
at TOLEDO	12/13/	*	33	6-15	.40	4-10	.40	2-2	1.00	0	6	6	2.7	4	4	1	0	0	18	14.8
at Mississippi State	12-17-	*	36	6-13	.46	3-7	.42	0-1	.00	0	2	2	2.6	5	4	2	0	1	15	14.9
Totals		7	248	34-93	.36	20-54	.37	16-22	.72	2	16	18	2.6	19	28	12	1	15	104	14.9

Games played: 7
 Minutes/game: 35.4
 Points/game: 14.9
 FG Pct: 36.6
 3FG Pct: 37.0
 FT Pct: 72.7

Rebounds/game: 2.6
 Assists/game: 4.0
 Turnovers/game: 1.7
 Assist/turnover ratio: 2.3
 Steals/game: 2.1
 Blocks/game: 0.1

#04 Pierre, Josh

Opponent	Date	gs	min	Total		3-Pointers		Free throws		Rebounds				pf	a	t/o	blk	stl	pts	avg
				fg-fga	pct	3fg-fga	pct	ft-fga	pct	off	def	tot	avg							
UT MARTIN	11/17/		3	0-0	.00	0-0	.00	0-0	.00	0	1	1	1.0	0	0	0	0	0	0	0.0
LAMAR	11/25/		2	0-1	.00	0-1	.00	0-0	.00	0	0	0	0.5	0	0	0	0	0	0	0.0
BELHAVEN	12/6/1		2	0-0	.00	0-0	.00	0-0	.00	0	0	0	0.3	0	0	0	0	1	0	0.0
at Purdue	12/10/		2	0-0	.00	0-0	.00	0-0	.00	0	0	0	0.3	0	0	0	0	0	0	0.0
Totals		0	9	0-1	.00	0-1	.00	0-0	.00	0	1	1	0.3	0	0	0	0	1	0	0.0

Games played: 4
 Minutes/game: 2.3
 FG Pct: 0.0
 3FG Pct: 0.0

Rebounds/game: 0.3
 Steals/game: 0.3



Arkansas State Individual Game-by-Game (as of Dec 19, 2014) All games



#05 Hardwick, PJ

Opponent	Date	gs	min	Total		3-Pointers		Free throws		Rebounds				pf	a	t/o	blk	stl	pts	avg
				fg-fga	pct	3fg-fga	pct	ft-fga	pct	off	def	tot	avg							
at Central Arkansas	12/1/1	*	35	1-2	.50	0-0	.00	4-6	.66	1	4	5	5.0	4	3	5	0	2	6	6.0
BELHAVEN	12/6/1	*	37	2-6	.33	0-0	.00	1-1	1.00	4	2	6	5.5	1	9	3	0	1	5	5.5
at Purdue	12/10/	*	26	2-7	.28	0-0	.00	4-4	1.00	0	1	1	4.0	0	3	5	0	1	8	6.3
at TOLEDO	12/13/	*	26	0-3	.00	0-0	.00	0-0	.00	0	1	1	3.3	4	5	0	0	0	0	4.8
at Mississippi State	12-17-	*	29	1-2	.50	0-0	.00	5-7	.71	0	6	6	3.8	1	7	3	0	0	7	5.2
Totals		5	153	6-20	.30	0-0	.00	14-18	.77	5	14	19	3.8	10	27	16	0	4	26	5.2

Games played: 5
Minutes/game: 30.6
Points/game: 5.2
FG Pct: 30.0
FT Pct: 77.8

Rebounds/game: 3.8
Assists/game: 5.4
Turnovers/game: 3.2
Assist/turnover ratio: 1.7
Steals/game: 0.8

#11 Waters, Charles

Opponent	Date	gs	min	Total		3-Pointers		Free throws		Rebounds				pf	a	t/o	blk	stl	pts	avg
				fg-fga	pct	3fg-fga	pct	ft-fga	pct	off	def	tot	avg							
LAMAR	11/25/		11	0-1	.00	0-0	.00	0-0	.00	0	1	1	1.0	1	0	1	0	0	0	0.0
at Central Arkansas	12/1/1		13	1-2	.50	0-0	.00	1-2	.50	1	3	4	2.5	2	0	0	0	2	3	1.5
BELHAVEN	12/6/1		15	3-5	.60	0-0	.00	0-0	.00	1	2	3	2.7	1	0	1	0	1	6	3.0
at Purdue	12/10/		3	0-0	.00	0-0	.00	0-0	.00	0	0	0	2.0	0	0	0	0	0	0	2.3
at TOLEDO	12/13/		1	0-1	.00	0-0	.00	0-0	.00	1	1	2	2.0	2	0	0	0	0	0	1.8
Totals		0	43	4-9	.44	0-0	.00	1-2	.50	3	7	10	2.0	6	0	2	0	3	9	1.8

Games played: 5
Minutes/game: 8.6
Points/game: 1.8
FG Pct: 44.4
FT Pct: 50.0

Rebounds/game: 2.0
Turnovers/game: 0.4
Steals/game: 0.6

#12 Gardner, Sean

Opponent	Date	gs	min	Total		3-Pointers		Free throws		Rebounds				pf	a	t/o	blk	stl	pts	avg	
				fg-fga	pct	3fg-fga	pct	ft-fga	pct	off	def	tot	avg								
UT MARTIN	11/17/	*	38	6-9	.66	1-3	.33	2-4	.50	1	3	4	4.0	2	0	4	0	2	15	15.0	
LAMAR	11/25/	*	30	4-10	.40	2-6	.33	1-2	.50	0	2	2	3.0	2	1	1	0	0	11	13.0	
at Central Arkansas	12/1/1	*	32	2-10	.20	0-5	.00	0-0	.00	5	3	8	4.7	1	1	2	0	1	4	10.0	
BELHAVEN	12/6/1	*	35	10-13	.76	8-9	.88	0-0	.00	1	7	8	5.5	2	1	1	2	1	28	14.5	
at Purdue	12/10/	*	23	1-6	.16	0-3	.00	0-0	.00	2	0	2	4.8	5	1	1	0	0	2	12.0	
at TOLEDO	12/13/	*	40	5-13	.38	2-8	.25	0-0	.00	1	7	8	5.3	1	3	0	1	3	12	12.0	
at Mississippi State	12-17-	*	36	8-14	.57	5-10	.50	1-2	.50	0	5	5	5.3	1	0	2	0	0	22	13.4	
Totals			7	234	36-75	.48	18-44	.40	4-8	.50	10	27	37	5.3	14	7	11	3	7	94	13.4

Games played: 7
Minutes/game: 33.4
Points/game: 13.4
FG Pct: 48.0
3FG Pct: 40.9
FT Pct: 50.0

Rebounds/game: 5.3
Assists/game: 1.0
Turnovers/game: 1.6
Assist/turnover ratio: 0.6
Steals/game: 1.0
Blocks/game: 0.4



Arkansas State Individual Game-by-Game (as of Dec 19, 2014) All games



#13 Foster, C.J.

Opponent	Date	gs	min	Total		3-Pointers		Free throws		Rebounds				pf	a	t/o	blk	stl	pts	avg
				fg-fga	pct	3fg-fga	pct	ft-fa	pct	off	def	tot	avg							
UT MARTIN	11/17/	*	23	3-5	.60	0-1	.00	1-1	1.00	1	0	1	1.0	5	1	3	0	0	7	7.0
LAMAR	11/25/	*	31	0-1	.00	0-0	.00	3-4	.75	0	2	2	1.5	3	1	1	0	0	3	5.0
at Central Arkansas	12/1/1		13	1-2	.50	0-1	.00	2-4	.50	1	1	2	1.7	2	1	0	1	0	4	4.7
BELHAVEN	12/6/1		12	1-2	.50	0-0	.00	1-1	1.00	1	0	1	1.5	1	1	2	0	0	3	4.3
at Purdue	12/10/		17	0-2	.00	0-1	.00	0-0	.00	1	2	3	1.8	2	2	2	0	0	0	3.4
at Mississippi State	12-17-		1	0-0	.00	0-0	.00	0-0	.00	0	0	0	1.5	0	0	0	0	0	0	2.8
Totals		2	97	5-12	.41	0-3	.00	7-10	.70	4	5	9	1.5	13	6	8	1	0	17	2.8

Games played: 6
Minutes/game: 16.2
Points/game: 2.8
FG Pct: 41.7
3FG Pct: 0.0
FT Pct: 70.0

Rebounds/game: 1.5
Assists/game: 1.0
Turnovers/game: 1.3
Assist/turnover ratio: 0.8
Blocks/game: 0.2

#14 Downs, Kelvin

Opponent	Date	gs	min	Total		3-Pointers		Free throws		Rebounds				pf	a	t/o	blk	stl	pts	avg
				fg-fga	pct	3fg-fga	pct	ft-fa	pct	off	def	tot	avg							
UT MARTIN	11/17/	*	23	3-4	.75	0-0	.00	2-2	1.00	0	1	1	1.0	4	0	1	0	0	8	8.0
LAMAR	11/25/	*	18	2-5	.40	0-0	.00	3-5	.60	1	2	3	2.0	1	0	3	0	0	7	7.5
at Central Arkansas	12/1/1	*	14	2-4	.50	0-0	.00	0-1	.00	1	2	3	2.3	1	0	0	1	1	4	6.3
BELHAVEN	12/6/1	*	19	2-7	.28	0-2	.00	1-1	1.00	0	5	5	3.0	3	1	2	1	0	5	6.0
at Purdue	12/10/	*	10	0-3	.00	0-0	.00	0-0	.00	1	1	2	2.8	5	1	0	0	0	0	4.8
at TOLEDO	12/13/		24	2-4	.50	0-0	.00	0-0	.00	0	3	3	2.8	1	1	1	1	0	4	4.7
at Mississippi State	12-17-		15	2-3	.66	0-0	.00	0-0	.00	2	2	4	3.0	3	0	2	0	0	4	4.6
Totals		5	123	13-30	.43	0-2	.00	6-9	.66	5	16	21	3.0	18	3	9	3	1	32	4.6

Games played: 7
Minutes/game: 17.6
Points/game: 4.6
FG Pct: 43.3
3FG Pct: 0.0
FT Pct: 66.7

Rebounds/game: 3.0
Assists/game: 0.4
Turnovers/game: 1.3
Assist/turnover ratio: 0.3
Steals/game: 0.1
Blocks/game: 0.4

#24 Livingston, Anthony

Opponent	Date	gs	min	Total		3-Pointers		Free throws		Rebounds				pf	a	t/o	blk	stl	pts	avg
				fg-fga	pct	3fg-fga	pct	ft-fa	pct	off	def	tot	avg							
UT MARTIN	11/17/	*	38	9-15	.60	2-3	.66	6-7	.85	2	7	9	9.0	2	0	2	1	2	26	26.0
LAMAR	11/25/	*	39	6-8	.75	1-3	.33	3-6	.50	4	5	9	9.0	2	2	4	2	1	16	21.0
at Central Arkansas	12/1/1	*	35	8-13	.61	2-2	1.00	2-3	.66	1	2	3	7.0	0	1	4	2	0	20	20.7
BELHAVEN	12/6/1	*	32	7-11	.63	1-2	.50	4-5	.80	0	10	10	7.8	4	0	3	1	2	19	20.3
at Purdue	12/10/	*	33	5-13	.38	1-2	.50	1-2	.50	2	2	4	7.0	3	0	4	0	0	12	18.6
at TOLEDO	12/13/	*	25	4-9	.44	1-3	.33	2-2	1.00	1	3	4	6.5	4	1	5	1	0	11	17.3
at Mississippi State	12-17-	*	34	3-5	.60	0-2	.00	2-6	.33	1	6	7	6.6	3	1	3	1	1	8	16.0
Totals		7	236	42-74	.56	8-17	.47	20-31	.64	11	35	46	6.6	18	5	25	8	6	112	16.0

Games played: 7
Minutes/game: 33.7
Points/game: 16.0
FG Pct: 56.8
3FG Pct: 47.1
FT Pct: 64.5

Rebounds/game: 6.6
Assists/game: 0.7
Turnovers/game: 3.6
Assist/turnover ratio: 0.2
Steals/game: 0.9
Blocks/game: 1.1



Arkansas State Individual Game-by-Game (as of Dec 19, 2014)

All games



#25 White, Ronnie

Opponent	Date	gs	min	Total		3-Pointers		Free throws		Rebounds				pf	a	t/o	blk	stl	pts	avg
				fg-fga	pct	3fg-fga	pct	ft-fta	pct	off	def	tot	avg							
UT MARTIN	11/17/		13	0-2	.00	0-0	.00	0-0	.00	0	4	4	4.0	1	0	1	0	0	0	0.0
BELHAVEN	12/6/1		3	1-1	1.00	0-0	.00	2-2	1.00	2	1	3	3.5	0	0	0	0	0	4	2.0
at Purdue	12/10/		10	0-1	.00	0-0	.00	1-2	.50	0	3	3	3.3	3	0	0	0	0	1	1.7
Totals		0	26	1-4	.25	0-0	.00	3-4	.75	2	8	10	3.3	4	0	1	0	0	5	1.7

Games played: 3
 Minutes/game: 8.7
 Points/game: 1.7
 FG Pct: 25.0
 FT Pct: 75.0

Rebounds/game: 3.3
 Turnovers/game: 0.3

#33 Bocoum, Nouhoum

Opponent	Date	gs	min	Total		3-Pointers		Free throws		Rebounds				pf	a	t/o	blk	stl	pts	avg
				fg-fga	pct	3fg-fga	pct	ft-fta	pct	off	def	tot	avg							
UT MARTIN	11/17/		5	0-0	.00	0-0	.00	0-0	.00	0	2	2	2.0	1	0	0	0	0	0	0.0
LAMAR	11/25/		12	2-3	.66	0-0	.00	2-2	1.00	3	4	7	4.5	4	0	1	1	1	6	3.0
at Central Arkansas	12/1/1		18	6-9	.66	0-0	.00	0-0	.00	5	4	9	6.0	1	0	0	3	0	12	6.0
BELHAVEN	12/6/1		5	1-4	.25	0-1	.00	0-0	.00	2	2	4	5.5	1	0	0	0	0	2	5.0
at Purdue	12/10/		24	4-9	.44	0-0	.00	2-4	.50	5	5	10	6.4	1	0	2	1	0	10	6.0
at TOLEDO	12/13/	*	30	6-11	.54	0-0	.00	1-2	.50	2	3	5	6.2	3	0	2	0	0	13	7.2
at Mississippi State	12-17-	*	31	4-8	.50	0-0	.00	5-8	.62	3	5	8	6.4	1	0	1	2	2	13	8.0
Totals		2	125	23-44	.52	0-1	.00	10-16	.62	20	25	45	6.4	12	0	6	7	3	56	8.0

Games played: 7
 Minutes/game: 17.9
 Points/game: 8.0
 FG Pct: 52.3
 3FG Pct: 0.0
 FT Pct: 62.5

Rebounds/game: 6.4
 Turnovers/game: 0.9
 Steals/game: 0.4
 Blocks/game: 1.0

#TM TEAM

Opponent	Date	gs	min	Total		3-Pointers		Free throws		Rebounds				pf	a	t/o	blk	stl	pts	avg
				fg-fga	pct	3fg-fga	pct	ft-fta	pct	off	def	tot	avg							
UT MARTIN	11/17/		0	0-0	.00	0-0	.00	0-0	.00	0	1	1	1.0	0	0	0	0	0	0	0.0
LAMAR	11/25/		0	0-0	.00	0-0	.00	0-0	.00	3	1	4	2.5	0	0	0	0	0	0	0.0
at Central Arkansas	12/1/1		0	0-0	.00	0-0	.00	0-0	.00	2	1	3	2.7	1	0	1	0	0	0	0.0
BELHAVEN	12/6/1		0	0-0	.00	0-0	.00	0-0	.00	4	1	5	3.3	0	0	0	0	0	0	0.0
at Purdue	12/10/		0	0-0	.00	0-0	.00	0-0	.00	2	2	4	3.4	0	0	0	0	0	0	0.0
at TOLEDO	12/13/		0	0-0	.00	0-0	.00	0-0	.00	5	1	6	3.8	0	0	0	0	0	0	0.0
at Mississippi State	12-17-		0	0-0	.00	0-0	.00	0-0	.00	0	3	3	3.7	0	0	0	0	0	0	0.0
Totals		0	0	0-0	.00	0-0	.00	0-0	.00	16	10	26	3.7	1	0	1	0	0	0	0.0

Games played: 7

Rebounds/game: 3.7
 Turnovers/game: 0.1



Arkansas State Player High/Low Analysis (as of Dec 19, 2014)

All games



Arkansas State - INDIVIDUAL GAME HIGHS

Points	28	Gardner, Sean vs Belhaven (12/6/14)
	26	Livingston, Anthony vs UT Martin (11/17/14)
	22	Gardner, Sean at Mississippi State (12-17-14)
	20	Livingston, Anthony at Central Arkansas (12/1/14)
	19	Livingston, Anthony vs Belhaven (12/6/14)
Field Goals Made	10	Gardner, Sean vs Belhaven (12/6/14)
	9	Livingston, Anthony vs UT Martin (11/17/14)
Field Goal Att.	15	Golden, Cameron at TOLEDO (12/13/14)
	15	Golden, Cameron vs Belhaven (12/6/14)
	15	Golden, Cameron at Central Arkansas (12/1/14)
	15	Livingston, Anthony vs UT Martin (11/17/14)
FG Pct (min 5 made)	.769 (10-13)	Gardner, Sean vs Belhaven (12/6/14)
	.750 (6-8)	Livingston, Anthony vs Lamar (11/25/14)
3-Point FG Made	8	Gardner, Sean vs Belhaven (12/6/14)
	5	Gardner, Sean at Mississippi State (12-17-14)
3-Point FG Att.	10	Gardner, Sean at Mississippi State (12-17-14)
	10	Golden, Cameron at TOLEDO (12/13/14)
	10	Golden, Cameron vs Belhaven (12/6/14)
	10	Golden, Cameron at Central Arkansas (12/1/14)
3-Pt FG Pct (min 2 made)	1.000 (3-3)	Golden, Cameron vs UT Martin (11/17/14)
	1.000 (2-2)	Macklien, Daijon at TOLEDO (12/13/14)
	1.000 (2-2)	Livingston, Anthony at Central Arkansas (12/1/14)
Free Throws Made	6	Livingston, Anthony vs UT Martin (11/17/14)
	5	Hardwick, PJ at Mississippi State (12-17-14)
	5	Bocoum, Nouhoum at Mississippi State (12-17-14)
	5	Golden, Cameron vs Belhaven (12/6/14)
Free Throw Att.	8	Bocoum, Nouhoum at Mississippi State (12-17-14)
	7	Hardwick, PJ at Mississippi State (12-17-14)
	7	Livingston, Anthony vs UT Martin (11/17/14)
FT Pct (min 3 made)	1.000 (5-5)	Golden, Cameron vs Belhaven (12/6/14)
	1.000 (4-4)	Hardwick, PJ at Purdue (12/10/14)
Rebounds	10	Bocoum, Nouhoum at Purdue (12/10/14)
	10	Livingston, Anthony vs Belhaven (12/6/14)
Assists	9	Hardwick, PJ vs Belhaven (12/6/14)
	7	Hardwick, PJ at Mississippi State (12-17-14)
	7	Golden, Cameron vs Belhaven (12/6/14)
Steals	5	Golden, Cameron at Central Arkansas (12/1/14)
	4	Golden, Cameron at Purdue (12/10/14)
Blocked Shots	3	Bocoum, Nouhoum at Central Arkansas (12/1/14)
	2	Bocoum, Nouhoum at Mississippi State (12-17-14)
	2	Gardner, Sean vs Belhaven (12/6/14)
	2	Livingston, Anthony at Central Arkansas (12/1/14)
	2	Livingston, Anthony vs Lamar (11/25/14)
Turnovers	5	Livingston, Anthony at TOLEDO (12/13/14)
	5	Hardwick, PJ at Purdue (12/10/14)
	5	Hardwick, PJ at Central Arkansas (12/1/14)
Fouls	5	Golden, Cameron at Mississippi State (12-17-14)
	5	Gardner, Sean at Purdue (12/10/14)
	5	Downs, Kelvin at Purdue (12/10/14)
	5	Foster, C.J. vs UT Martin (11/17/14)
Minutes	40	Gardner, Sean at TOLEDO (12/13/14)
	40	Golden, Cameron vs Lamar (11/25/14)



Arkansas State Opponent High/Low Analysis (as of Dec 19, 2014) All games



OPPONENT INDIVIDUAL GAME HIGHS

Points	23	HOWARD, Twymond vs UT Martin (11/17/14)
	20	Roquez Johnson at Mississippi State (12-17-14)
	19	De'la Mayers vs Belhaven (12/6/14)
	18	Stephens, Kendall at Purdue (12/10/14)
	16	Josh Carpenter vs Belhaven (12/6/14)
Field Goals Made	9	HOWARD, Twymond vs UT Martin (11/17/14)
	8	Roquez Johnson at Mississippi State (12-17-14)
Field Goal Att.	15	HOWARD, Twymond vs UT Martin (11/17/14)
	14	I.J. Ready at Mississippi State (12-17-14)
FG Pct (min 5 made)	.833 (5-6)	de Lattibaudiere, T vs Lamar (11/25/14)
	.727 (8-11)	Roquez Johnson at Mississippi State (12-17-14)
3-Point FG Made	6	Stephens, Kendall at Purdue (12/10/14)
	4	Jerrial Dawson vs Belhaven (12/6/14)
	4	NEWELL, Marshun vs UT Martin (11/17/14)
3-Point FG Att.	10	Jerrial Dawson vs Belhaven (12/6/14)
	10	Jordan Bedford vs Belhaven (12/6/14)
3-Pt FG Pct (min 2 made)	.857 (6-7)	Stephens, Kendall at Purdue (12/10/14)
	.800 (4-5)	NEWELL, Marshun vs UT Martin (11/17/14)
Free Throws Made	11	DRUMMOND, Justin at TOLEDO (12/13/14)
	5	De'la Mayers vs Belhaven (12/6/14)
	5	TAYLOR, Myles vs UT Martin (11/17/14)
Free Throw Att.	13	De'la Mayers vs Belhaven (12/6/14)
	12	DRUMMOND, Justin at TOLEDO (12/13/14)
FT Pct (min 3 made)	1.000 (4-4)	Roquez Johnson at Mississippi State (12-17-14)
	1.000 (4-4)	Octeus, Jon at Purdue (12/10/14)
	1.000 (4-4)	SMITH, Deville vs UT Martin (11/17/14)
	1.000 (3-3)	Mathias, Dakota at Purdue (12/10/14)
	1.000 (3-3)	Josh Carpenter vs Belhaven (12/6/14)
Rebounds	9	TAYLOR, Myles vs UT Martin (11/17/14)
	8	WEATHERSPOON, J.D. at TOLEDO (12/13/14)
Assists	6	BOOTHE, Nathan at TOLEDO (12/13/14)
	5	BROWN, Julius at TOLEDO (12/13/14)
	5	Edwards, Vince at Purdue (12/10/14)
	5	de Lattibaudiere, T vs Lamar (11/25/14)
	5	SMITH, Deville vs UT Martin (11/17/14)
Steals	5	SMITH, Deville vs UT Martin (11/17/14)
	4	Jerrial Dawson vs Belhaven (12/6/14)
Blocked Shots	3	Stephens, Kendall at Purdue (12/10/14)
	3	Zuilhof, Jake at Central Arkansas (12/1/14)
Turnovers	4	de Lattibaudiere, T vs Lamar (11/25/14)
	4	NEWELL, Marshun vs UT Martin (11/17/14)
Fouls	5	Datodrick Pinkston vs Belhaven (12/6/14)
	4	BOOTHE, Nathan at TOLEDO (12/13/14)
	4	Milligan, Boo at Central Arkansas (12/1/14)
	4	Mattingly, Preston vs Lamar (11/25/14)
	4	Owens, Marcus vs Lamar (11/25/14)
	4	de Lattibaudiere, T vs Lamar (11/25/14)
	4	TAYLOR, Myles vs UT Martin (11/17/14)

NCAA Statistics

Arkansas St. - 2014-15 Men's Basketball Ranking Summary thru games 12/18/2014

Statistic	National Rank	Conference Rank	Value	National Leader	Value	Conference Leader	Value
3-pt Field Goal Attempts (345 ranked)	321	10	130	VMI	416	Ga. Southern	196
Assist Turnover Ratio (345 ranked)	235	6	0.86	Davidson	1.80	Georgia St.	1.42
Assists Per Game (345 ranked)	220	6	12.0	Minnesota	19.7	La.-Lafayette	16.2
Blocked Shots Per Game (345 ranked)	201	8	3.3	Kentucky	8.3	La.-Monroe	6.0
Defensive Rebounds per Game (345 ranked)	178	7	24.14	Texas	31.90	La.-Lafayette	28.40
Fewest Fouls (345 ranked)	5	1	120	Northeastern	114	Arkansas St.	120
Fewest Turnovers (345 ranked)	26	3	98	Cal Poly	64	UALR	88
Field-Goal Percentage (345 ranked)	113	6	45.2	Notre Dame	55.7	La.-Lafayette	49.8
Field-Goal Percentage Defense (345 ranked)	151	6	41.6	Kentucky	30.4	La.-Monroe	35.5
Free Throw Attempts (344 ranked)	340	11	122	UCLA	307	La.-Lafayette	238
Free Throws Made (345 ranked)	339	11	82	Maryland Massachusetts	214 214	La.-Lafayette	154
Free-Throw Percentage (345 ranked)	213	7	67.2	Illinois	78.0	Ga. Southern	75.0
Offensive Rebounds Per Game (345 ranked)	155	6	11.29	West Virginia	19.70	Ga. Southern	15.50
Personal Fouls Per Game (345 ranked)	91	3	17.1	American	12.6	Troy	15.4
Rebound Margin (345 ranked)	127	5	2.6	Texas	15.9	Ga. Southern	8.3
Scoring Defense (345 ranked)	198	5	67.1	Virginia	47.9	Texas St.	56.0
Scoring Margin (345 ranked)	214	7	0.4	Kentucky	28.2	Ga. Southern	14.4
Scoring Offense (345 ranked)	193	8	67.6	BYU	89.8	La.-Lafayette	81.6
Steals Per Game (345 ranked)	211	9	6.0	West Virginia	13.7	Texas St.	9.6
Three Pt FG Defense (345 ranked)	195	9	33.8	Pepperdine	20.5	La.-Monroe	27.0
Three-Point Field Goals Per Game (345 ranked)	114	3	7.0	VMI	12.9	Ga. Southern	7.9
Three-Point Field-Goal Percentage (345 ranked)	66	3	37.7	Michigan St.	44.4	UALR	38.4
Total 3-point FGM (344 ranked)	263	7	49	VMI	142	Texas-Arlington	67
Total Assists (345 ranked)	322	10	84	BYU	208	La.-Lafayette	162
Total Blocks (345 ranked)	282	9	23	Kentucky	91	La.-Monroe	54
Total Rebounds (345 ranked)	336	10	248	Howard	508	La.-Lafayette	401
Total Rebounds Per Game (345 ranked)	168	7	35.43	Louisville	1.03	Ga. Southern	41.25
Total Steals (344 ranked)	319	9	42	West Virginia	137	La.-Lafayette	88
Turnover Margin (339 ranked)	285	10	-2.1	West Virginia	11.7	Georgia St.	5.9
Turnovers Per Game (345 ranked)	230	7	14.0	Cal Poly	7.1	Georgia St.	10.7
Won-Lost Percentage (343 ranked)	237	9	42.9	9 teams tied	100.0	Ga. Southern	75.0

Statistic	Player	National Rank	Conference Rank	Value	National Leader	Value	Conference Leader	Value
3-pt Field Goal Attempts (239 ranked)	Cameron Golden	180	5	54	Damon Lynn, NJIT	117	R.J. Hunter, Georgia St.	81
Assist Turnover Ratio (250 ranked)	Cameron Golden	94	6	2.33	Monte Morris, Iowa St.	6.50	J.T. Thomas, UALR	3.00
Assists Per Game (244 ranked)	Cameron Golden	135	3	4.0	Jalan West, Northwestern St.	8.4	Ryan Harrow, Georgia St.	5.9
Blocked Shots Per Game (244 ranked)	Anthony Livingston	236	8	1.14	Robert Upshaw, Washington	4.78	Shawn Long, La.-Lafayette	2.13
Defensive Rebounds per Game (245 ranked)	Anthony Livingston	149	5	5.00	Alan Williams, UC Santa Barbara	8.78	Shawn Long, La.-Lafayette	5.75
Double Doubles (46 ranked)					Jameel Warney, Stony Brook	9	Kevin Thomas, Troy	4
Field-Goal Percentage (250 ranked)	Anthony Livingston	45	3	56.8	Colton Weisbrod, New Orleans	72.7	Kevin Thomas, Troy	67.2
	Sean Gardner	141	10	48.0				
Free Throw Attempts (246 ranked)					Jerome Hill, Gardner-Webb	103	Frank Eaves, Appalachian St.	71
Free Throws Made (230 ranked)					Melo Trimble, Maryland	78	Frank Eaves, Appalachian St.	60
Free-Throw Percentage (250 ranked)					Amin Torres, Nicholls St.	100.0	Jelani Hewitt, Ga. Southern	91.8
Minutes Per Game (249 ranked)	Cameron Golden	50	3	35:25	Pee Wee Gardner, American	38:54	R.J. Hunter, Georgia St.	36:20
	Anthony Livingston	119	6	33:42				
	Sean Gardner	137	7	33:25				
Offensive Rebounds Per Game (250 ranked)	Nouhaum Bocaurm	118	6	2.86	Shevon Thompson, George Mason	5.11	Kevin Thomas, Troy	4.38
Points Per Game (248 ranked)	Anthony Livingston	139	5	16.0	A.J. English, Iona	24.4	Jelani Hewitt, Ga. Southern	24.0
	Cameron Golden	214	9	14.9				
Rebounds Per Game (247 ranked)					Jameel Warney, Stony Brook	13.0	Kevin Thomas, Troy	8.8
Steals Per Game (237 ranked)	Cameron Golden	53	4	2.14	Briante Weber, VCU	4.00	Jelani Hewitt, Ga. Southern	3.63
Three-Point Field Goals Per Game (248 ranked)	Cameron Golden	53	3	2.86	Isiah Umipig, Seattle	4.20	Jelani Hewitt, Ga. Southern	3.75
	Sean Gardner	88	5	2.57				
Three-Point Field-Goal Percentage (103 ranked)	Sean Gardner	63	2	40.9	Marcus Marshall, Missouri St.	60.8	Jelani Hewitt, Ga. Southern	42.3
	Cameron Golden	92	3	37.0				
Total 3-point FGM (223 ranked)	Cameron Golden	187	4	20	Tyler Harvey, Eastern Wash.	45	Jelani Hewitt, Ga. Southern	30
					Damon Lynn, NJIT	45		
Total Assists (228 ranked)					Christopher Anderson, San Diego	84	Ryan Harrow, Georgia St.	53
Total Blocks (221 ranked)					Robert Upshaw, Washington	43	Majok Deng, La.-Monroe	17
							Shawn Long, La.-Lafayette	17
Total Field Goal Attempts (242 ranked)					Q J Peterson, VMI	191	R.J. Hunter, Georgia St.	148
Total Field Goals Made (230 ranked)					Venky Jais, Eastern Wash.	85	Ryan Harrow, Georgia St.	70
Total Minutes (244 ranked)					Marcus Keene, Youngstown St.	451:00	R.J. Hunter, Georgia St.	327:00
Total Points (249 ranked)					Tyler Haws, BYU	262	R.J. Hunter, Georgia St.	199
Total Rebounds (242 ranked)					Jameel Warney, Stony Brook	143	Kevin Thomas, Troy	70
Total Steals (245 ranked)	Cameron Golden	201	7	15	Briante Weber, VCU	36	Jelani Hewitt, Ga. Southern	29
Triple Doubles (1 ranked)					4 players tied	1		