

2014-15  
Game Notes

10 NCAA Appearances | 1 Final Four | 6 SEC Championships | 3 SEC Tournament Titles | 18 Postseason Appearances



## Game 9

MISSISSIPPI STATE  
Bulldogs (5-3)

vs.

Arkansas State  
Red Wolves (2-4)

## Mississippi State Athletic Media Relations

55 Coliseum Boulevard, Mississippi State, MS 39762

GREGG ELLIS, Associate Director

(W) 662.325.3595 | (C) 662.322.0145 | gellis@athletics.msstate.edu

Twitter: @msusportsgregg &amp; @HailStateMBK | www.hailstate.com

Facebook: facebook.com/HailStateMBK

Instagram: HailStateMBK

## Series Information

Series: 9-2, MSU

Home: 6-0 MSU

Away: 3-2, MSU

Neutral: 1-0, MSU

Current Streak: MSU, +5

Last Meeting: 68-63, MSU (2006)

Series Note: Arkansas State is the only Sun Belt team MSU faces this season.



## Game Information

When: Wednesday, December 17, 2014

Time: 6 p.m. CT

Location: Starkville, MS

Arena: Humphrey Coliseum (10,500)

TV: SEC Network

PxP: Matt Stewart

Analyst: Dane Bradshaw

MSU Radio Network:

PxP: Jim Ellis

Analyst: Richard Williams

Sirius/XM: 93/190

Mississippi State Coach: Rick Ray

MSU Record: 29-44, 3rd year

Career Record: Same

Arkansas State Coach: John Brady

ASU Record: 101-95, 7th year

Career Record: 382-311, 23rd year

## 2014-15 MSU Schedule/Results

## NOVEMBER

14	WESTERN CAROLINA	W, 66-56
17	MISSISSIPPI VALLEY STATE	W, 89-68
22	UTAH STATE	W, 71-63
24	CLAYTON STATE	W, 59-46

Corpus Christi Coastal Challenge

28	vs. St. Louis	W, 75-50
29	vs. TCU	L, 61-52

## DECEMBER

6	at Tulane	L, 59-54
13	at Oregon State	L, 59-49
17	ARKANSAS STATE	6 p.m.
20	vs. USC Upstate ^	3 p.m.
23	JACKSONVILLE	7 p.m.
30	McNeese State	7 p.m.

## JANUARY

2	FLORIDA STATE	7 p.m.
7	TENNESSEE	8 p.m.
10	at Florida	6 p.m.
13	at Texas A&M	8 p.m.
17	VANDERBILT	3 p.m.
21	at Auburn	8 p.m.
24	GEORGIA	2 p.m.
28	at Ole Miss	8 p.m.
31	LSU	1 p.m.

## FEBRUARY

3	at Tennessee	6 p.m.
7	at Arkansas	3 p.m.
10	ALABAMA	8 p.m.
14	at Missouri	3 p.m.
19	OLE MISS	8 p.m.
21	ARKANSAS	3 p.m.
25	KENTUCKY	6 p.m.
28	at South Carolina	5 p.m.

## MARCH

4	at Vanderbilt	8 p.m.
7	MISSOURI	5:30 p.m.

2015 SEC Tournament

11-15	TBA +	TBA
-------	-------	-----

^ - Jackson, Miss (Mississippi Coliseum)

+ - Nashville (Bridgestone Arena)

## WHAT TO NOTE AS MSU PLAYS ARKANSAS STATE . . .

- ✓ After a four-game road swing that concluded this past weekend at Oregon State, Mississippi State is back at Humphrey Coliseum for the first time in 23 days.
- ✓ Against the teams that currently comprise the Sun Belt Conference, the Bulldogs are 60-11.
- ✓ MSU's most common Sun Belt foes are Louisiana-Lafayette (11-4) and Louisiana-Monroe (13-2).
- ✓ ASU coach John Brady was an assistant under Richard Williams at MSU from 1983-90.
- ✓ The last Sun Belt team Mississippi State faced was Troy, a game the Trojans won to open the 2012-13 campaign in their new arena, 56-53.
- ✓ MSU is looking to avoid a four-game losing streak in non-conference play for the first time since 1996-97. Only once since the Bulldogs joined the SEC in 1933 have they lost five conference games in a row, and that was in 1963-64.
- ✓ The Bulldogs are yielding just 30.1 rebounds an outing, the fewest in the SEC.
- ✓ In fact, the Bulldogs' success so far this season has been predicated by the boards. When MSU wins the battle of the boards, it's 5-0. When they've been out-rebounded, they are 0-3.
- ✓ Speaking of rebounding, junior forward **Gavin Ware** is now just six rebounds shy of 500 for his career after grabbing 7 at Oregon State.
- ✓ In the 59-49 loss to the Beavers, MSU dropped its 19th-straight game on the road. The 49 points were also the fewest of the year and the least since having 45 at Georgia last March.
- ✓ At OSU, junior guard **Craig Sword** scored his first points of the year after missing the first four games seeing limited action while recovering from back surgery.
- ✓ Also against the Beavers, MSU used a different lineup for the first time this season, inserting **Craig Sword** for **Roquez Johnson**, while moving **Travis Daniels** from the 3 spot to the 4.
- ✓ The Bulldogs attempted a season-high 23 3-pointers at Oregon State, making 6 (the 2nd most).

## MSU BY THE NUMBER

**23** — Craig Sword is now **23** steals shy of moving into the MSU all-time Top 10 list.

## MISSISSIPPI STATE PROJECTED STARTING 5

G. 6-5 . 206 . Jr	G. 6-0 . 190 . Sr	F. 6-9 . 260 . Jr	F. 6-8 . 219 . Jr	G. 6-3 . 196 . Jr
1 Fred Thomas	3 Trivante Bloodman	20 Gavin Ware	23 Travis Daniels	32 Craig Sword
				
Pts.: 13.0 Rbs.: 4.8 Assts.: 0.9 Stl.: 1.5	Pts.: 7.9 Rbs.: 2.1 Assts.: 3.9 Stl.: 1.4	Pts.: 12.5 Rbs.: 6.5 Assts.: 0.75 Blk.: 2.0	Pts.: 7.8 Rbs.: 5.6 Assts.: 0.6 Stl.: 0.6	Pts.: 2.0 Rbs.: 1.8 Assts.: 0.5 Stl.: 0.3

2014 - 15 BULLDOG BASKETBALL

WWW.HAILSTATE.COM | @HAILSTATEMBK

## ARKANSAS STATE PREVIEW/SERIES

2014-15 STATS	PPG	FG%	3FG%	FT%	RB	RBM	A	S	B	T	TM
Mississippi State (5-3)	64.4	44.4	28.4	71.5	38.1	+8.0	9.4	6.9	3.5	15.3	-2.2
Arkansas State (2-4)	67.3	44.3	36.9	70.4	34.8	+2.0	11.8	6.3	3.3	14.0	-1.7

Leaders	Scoring	Rebounds	Assists	Steals	Blocks
MSU	Thomas, 13.0	Ware, 6.5	Bloodman, 3.9	Thomas, 1.5	Ware, 2.0
Arkansas St.	Livingston, 17.3	Livingston, 6.5	Hardwick, 5.0	Golden, 2.3	Livingston 1.2

Arkansas State's Last 5 Games		
Date	Opponent	Score
11-25-14	Lamar	L, 63-58
12-01-14	at Central Arkansas	W, 67-49
12-06-14	Belhaven	W, 95-68
12-10-14	at Purdue	L, 87-46
12-13-14	at Toledo	L, 73-65

## Last Time Out For Arkansas State

- ✓ Arkansas State lost despite leading 42-37 at the break.
- ✓ ASU out-rebounded Toledo, 35-34.
- ✓ Cameron Golden paced the Red Wolves with 18 points.
- ✓ Sean Gardner grabbed a game-high 8 rebounds.
- ✓ Arkansas State was 25-58 shooting, while Toledo was 23-56.
- ✓ Arkansas State drained 9 3-pointers.

## Rick Ray vs. Arkansas State

Never Met

Most Points Scored: na  
 Fewest Points Scored: na  
 Most Points Allowed: na  
 Fewest Points Allowed: na

## Mississippi State vs. Arkansas State

1951:	ASU, 67-61	at Jonesboro
1952:	MSU, 67-43	at Starkville
	MSU, 64-63	at Jonesboro
1954:	MSU, 79-74	at Starkville
	MSU, 74-71	at Jonesboro
1956:	ASU, 76-61	at Jonesboro
	MSU, 86-78	at Starkville
1959:	MSU, 72-57	at Jonesboro
	MSU, 98-71	at Starkville
2002:	MSU, 91-83	at Starkville
2006:	MSU, 68-63	at Starkville

At Starkville: MSU leads, 6-0

At Jonesboro: MSU leads, 3-2

## LAST MEETING

## Arkansas State 63 • (1-1)

#	Player	Total		3-Ptr		Rebounds			PF	TP	A	TO	Blk	Stl	Min
		FG-FGA	FG-FGA	FT-FTA	Off	Def	Tot								
45	Wells, Isaac	f	9-13	1-2	0-0	4	5	9	4	19	1	2	0	0	30
50	Little, Theo	c	0-0	0-0	3-4	1	1	2	3	3	1	2	0	0	15
03	Jones, Jim	g	5-10	2-4	1-1	1	3	4	3	13	2	0	0	4	35
05	Tipler, Dereke	g	2-9	2-6	6-8	3	1	4	3	12	3	5	0	3	35
10	Nichols, Jerry	g	2-14	2-12	0-0	0	3	3	2	6	1	4	1	2	24
04	Ballard, Brandon		0-5	0-5	0-0	1	0	1	0	0	1	0	0	1	16
14	Banks, Yual		0-1	0-1	0-0	0	0	0	1	0	2	1	0	0	5
23	Hampton, Lorenzo		0-1	0-0	0-0	0	1	1	1	0	0	0	0	0	4
30	Witherspoon, Kitus		0-3	0-0	1-2	3	1	4	4	1	0	2	0	0	14
33	Ardison, Marcus		4-5	0-0	1-5	2	3	5	4	9	0	3	0	0	22
Team						3	2	5							
Totals			22-61	7-30	12-20	18	20	38	25	63	11	20	1	10	200
FG % 1st Half: 10-29		34.5%	2nd half: 12-32	37.5%	Game: 22-61	36.1%	Deadball Rebounds 4								
3FG % 1st Half: 4-16		25.0%	2nd half: 3-14	21.4%	Game: 7-30	23.3%									
FT % 1st Half: 7-14		50.0%	2nd half: 5-6	83.3%	Game: 12-20	60.0%									

## Mississippi State 68 • (2-0)

#	Player	Total		3-Ptr		Rebounds			PF	TP	A	TO	Blk	Stl	Min
		FG-FGA	FG-FGA	FT-FTA	Off	Def	Tot								
41	Stelmach, Piotr	f	2-4	1-2	2-4	2	5	7	3	7	0	0	0	0	27
44	Gordon, Jamont	f	7-11	0-1	2-5	2	1	3	1	16	1	6	0	0	33
25	Morgan, Wesley	c	3-6	0-0	0-0	2	4	6	1	6	1	1	2	1	17
05	Edmondson, Jamall	g	4-10	0-3	7-8	0	2	2	3	15	2	4	0	0	36
22	Slater, Dietric	g	2-4	0-2	2-2	0	3	3	2	6	1	4	0	1	33
02	Houston, Jerrell		0-2	0-0	3-4	0	2	2	1	3	0	0	0	2	10
20	Boler, Michael		1-1	1-1	0-0	0	1	1	1	3	0	1	0	0	9
23	Rhodes, Charles		1-5	0-0	7-8	2	5	7	4	9	0	2	1	2	24
24	Delk, Reginald		1-3	1-3	0-0	0	1	1	0	3	0	1	0	0	9
30	Rimmer, Bernard		0-1	0-0	0-0	1	0	1	0	0	0	0	0	0	2
Team						1	1	2							
Totals			21-47	3-12	23-31	10	25	35	16	68	5	19	3	6	200
FG % 1st Half: 13-30		43.3%	2nd half: 8-17	47.1%	Game: 21-47	44.7%	Deadball Rebounds 4								
3FG % 1st Half: 2-8		25.0%	2nd half: 1-4	25.0%	Game: 3-12	25.0%									
FT % 1st Half: 8-11		72.7%	2nd half: 15-20	75.0%	Game: 23-31	74.2%									

Officials: Doug Simons, John Hampton, Tony Turner  
 Technical fouls: Arkansas State-None. Mississippi State-TEAM 2.  
 Attendance: 8658  
 Jamall Edmondson career-high at 15 points.

Score by periods	1st	2nd	Total
Arkansas State	31	32	63
Mississippi State	36	32	68

Last FG - ASU 2nd-00:38, MS 2nd-01:48.  
 Largest lead - ASU by 3 1st-16:56, MS by 11 1st-08:56.  
 ASU led for 03:43. MS led for 34:45. Game was tied for 01:25.

Points	In	Off	2nd	Fast	Bench
ASU	24	23	14	4	10
MS	24	17	10	8	18

Score tied - 2 times.  
 Lead changed - 1 time.

## NEXT FOUR FOR MSU . . .

**December 20**  
 USC-Upstate  
 3 p.m.  
 Jackson, MS  
 TV: None  
 Series: First Meeting

**December 23**  
 Jacksonville  
 7 p.m.  
 Starkville, MS  
 TV: SEC Network  
 Series: MSU leads, 3-0

**December 30**  
 McNeese State  
 7 p.m.  
 Starkville, MS  
 TV: SEC Network  
 Series: MSU leads, 6-1

**January 2**  
 Florida State  
 7 p.m.  
 Starkville, MS  
 TV: ESPN  
 Series: Tied, 4-4

## NOTES

**SEASON LOW, SEASON HIGH ALL AT SAME TIME**

At Oregon State this past weekend, Mississippi State managed just 49 points, a season low.

Yet, the Bulldogs attempted a season-high 23 3-pointers, making six. The six made were the second highest this season, with eight versus Utah State being the most.

**MAN OF STEAL**

In just two seasons, Craig Sword has collected 115 steals, including the 60 he had a year ago.

He needs just 23 more to crack the Top 10 in the MSU record books. Ray White (1976-79) is record holder with 217.

Sword missed the first four games of the year due to back surgery and was limited in the next three before returning to the starting lineup against the Beavers, where he had 8 points, 3 rebounds and a steal.

**1,000 POINT CLUB**

Mississippi State has two players that could join the 1,000-point club this year — Craig Sword and Gavin Ware

Sword, who returned to the starting lineup this past weekend for the first time since back surgery, needs just 220 more points after he totaled 437 a year ago.

Ware is now 300 points shy after he totaled 6 at Oregon State.

**10 AND COUNTING**

Against Western Carolina, junior forward Gavin Ware recorded his 10th-career double-double with 14 points and 10 rebounds.

He's currently tied for 12th in the SEC in rebounding (6.4) and 14th in scoring (13.4).

**400th WIN**

On Dec. 1, 1975, the doors of Humphrey Coliseum officially opened with an 85-82 win against Indiana State.

Against Western Carolina in the season opener, MSU collected win No. 400 with the 66-56 victory.

**RARE TYPE OF WIN**

Usually when MSU has fewer assists than its opponent, it loses. But against Western Carolina, the Bulldogs improved to 3-37 when having fewer assists (7/12).

**WIN THE REBOUNDING BATTLE, WIN THE GAME**

A big key to MSU's success this season is rebounding. And when the Bulldogs win the battle of the boards, they are 5-0.

In their three losses, they were out-rebounded each time.

**BULLDOGS SIGN THREE**

In mid-November, Mississippi State took advantage of the early signing period by inking Quindary Weatherspoon, Tookie Brown and Joe Strugg.

Brown is a 5-11, 170-pound guard out of Morgan County High School in Madison, Ga., while Strugg is a 6-8, 200-pound forward from G.W. Carver High School in Montgomery, Ala.

Weatherspoon, rated as the No. 2 overall player in Mississippi and 78th nationally, is a 6-4, 175-pound guard out of Velma Jackson. Recently, the Clinton, Miss., native was named to the Clarion Ledger's Dandy Dozen team.

Strugg is the fourth MSU signee out of Carver the last four years, along with Roquez Johnson, Craig Sword and Demetrius Houston.

**HOME LOSING SKID SNAPPED**

Not only did Mississippi State open the year on a positive note, it snapped a six-game losing skid at Humphrey Coliseum.

Prior to the Bulldogs' 66-56 win against Western Carolina, their last win at the Hump came on Jan. 22, 2014, against Auburn 82-74.

MSU now owns a four-game winning streak at the Hump.

**STAFF CONSISTENCY**

For the third-consecutive year, Rick Ray's staff remained intact during the offseason.

Back for their third year at Chris Hollender, George Brooks, Wes Flanigan, Adam Gordon and Adam Bauman.

**ANOTHER CLEMSON CONNECTION**

In his first year as a graduate assistant is Tanner Smith, a four-year player at Clemson when Rick Ray was an assistant and Adam Gordon a graduate assistant.

Smith's duties include assisting with on-court workouts, video scouting, academic monitoring and on-campus recruiting.

He comes to MSU after spending the last two years overseas playing professionally.

At Clemson, Smith appeared in 127 games where he scored 986 points, grabbed 459 rebounds, dished out 320 assists and collected 159 steals en route to playing in three NCAA Tournaments.

## SEC STANDINGS &amp; RESULTS

2015-15 SEC Standings			SEC SCORES		UPCOMING GAMES	
	SEC	Overall				
Kentucky		10-0 1.000	<b>December 13 (Saturday)</b>		<b>December 17 (Wednesday)</b>	
Arkansas		7-2 .778	Kentucky 84, North Carolina 70		Tennessee at N.C. State, 6 p.m.	
LSU		7-2 .778	Arkansas 69, Dayton 55		Arkansas State at Mississippi State, 6 p.m.	
Texas A&M		7-2 .778	Oregon State 59, Mississippi State 49		Winthrop at Auburn, 8 p.m.	
Alabama		6-2 .750	Xavier 74, Missouri 58		<b>December 18 (Thursday)</b>	
Vanderbilt		6-2 .750	Western Kentucky 81, Ole Miss 74		Coastal Carolina at Ole Miss, 7 p.m.	
Ole Miss		6-3 .667	Texas A&M 81, Ole Miss 74		LSU at UAB, 8 p.m.	
Mississippi State		5-3 .625	LSU 76, Sam Houston State 67		<b>December 19 (Friday)</b>	
Georgia		5-3 .625	Alabama 65, Tennessee Tech 53		Stillman at Alabama, 6 p.m.	
South Carolina		5-3 .625	Vanderbilt 81, Purdue 71		Clemson at South Carolina, 6 p.m.	
Florida		6-4 .600	<b>December 14 (Sunday)</b>		Tennessee Tech at Tennessee, 6 p.m.	
Tennessee		4-3 .571	Tennessee 67, Butler 55		<b>December 20 (Saturday)</b>	
Missouri		5-5 .500	Clemson 72, Auburn 61		Missouri at Illinois, 1 p.m.	
Auburn		3-5 .375	Florida 79, Jacksonville 34		Vanderbilt at Georgia Tech, 1 p.m.	
			<b>December 16 (Tuesday)</b>		Kentucky vs. UCLA, 2:30 p.m.	
			Alabama at Wichita State		Mississippi State vs. USC Upstate, 3 p.m.	
			Western Carolina at Vanderbilt		Florida vs. Wake Forest, 4 p.m.	
					Xavier at Auburn, 5 p.m.	
					Texas A&M vs. Kansas State, 6 p.m.	
					SE Missouri State at Arkansas, 7:30 p.m.	

As of December 17, 2014



## 2014-15 MISSISSIPPI STATE NOTES

**1 REBOUND SHY OF DOUBLE-DOUBLE**

■ Despite the setback to Oregon State, Fred Thomas nearly recorded his first-career double-double against the Beavers.

In 29 minutes, he had 16 points to go along with his career-best 9 rebounds.

**FIRST TIME BELOW 35 PERCENT**

■ For the first time this season at Oregon State, Mississippi State shot below 35 percent from the floor.

The Bulldogs were 17-49 (.347). The last time they were below 35 percent was last March at Georgia (17-50, .340).

**ALL-TOURNAMENT TEAM**

■ Although Mississippi State lost in the finals of the Corpus Christi Coastal Classic, Gavin Ware and Fred Thomas were selected to the All-Tournament team.

Thomas averaged 14 points in the two games, while Ware averaged 13.5.

**CAREER NIGHT**

■ Against St. Louis, Travis Daniels scored a career-high 21 points.

The junior guard drained 8 of his 11 shots and was 4 of 5 beyond the arc.

He also had a career night on the boards at Tulane, hauling in 9.

Only once this year has he had few than 5 rebounds, and that was the season opener against Western Carolina where he had 1.

**BLOODMAN ONE OF BEST**

■ Senior guard Trivante Bloodman is currently 8th in the SEC at the foul line, making 29 of his 35 attempts (.829).

He's improved his percentage from a year ago at .730. For his career, he's at .741.

**D-E-F-E-N-S-E**

■ MSU allowed just 46 points versus Clayton State earlier this year. It was the fewest points given up since limiting New Orleans to 46 on Jan. 3, 2013.

On the year, the Bulldogs are third in points allowed in the SEC at 57.8.

**HIGH STEAL COUNT**

■ Also against Clayton State, the Bulldogs collected a season-high 11 steals.

It was the most steals since also having 11 against Auburn on Feb. 15 last year.

**LOW ASSISTS COUNT**

■ Twice this season, Mississippi State has been credited with fewer than 5 assists.

Against Clayton State, the Bulldogs had just 5. Then in the last outing against TCU, they were credited with 3. That was the fewest since also having 3 against Missouri on Feb. 13, 2013.

**CLEANING THE GLASS**

■ Against Mississippi Valley State on Nov. 17, Mississippi State easily won the battle of the boards, 47-25.

It was the largest margin since being plus-20 against LSU on Jan. 25, 2012.

**NOT A LOT, BUT MAKING THEM COUNT**

■ In the season opener against Western Carolina, Mississippi State attempted just 37 field goals, making 17.

That was the fewest attempts since Feb. 12, 2005, when the Bulldogs shot 39 against Vanderbilt.

**20 IS HIS NUMBER**

■ Against Mississippi Valley State, senior forward Roquez Johnson tied his career high with 20 points.

It was the third time the Montgomery, Ala., totaled 20 points, the last coming against Ole Miss last January in a win at Humphrey Coliseum.

**500/1,000 CLUB IN REACH**

■ Following a 6-rebound performance at Oregon State, junior forward Gavin Ware now needs just seven more to reach 500 for his career.

In the scoring category, he's now just 30 points shy of 1,000.

**ALABAMA FLAVOR**

■ A quick glance at Mississippi State's roster reveals one very strong common thread — the state of Alabama.

Player wise, the roster features five players from Alabama — Travis Daniels, Demetrius Houston, Roquez Johnson, Craig Sword and De'Runnya Wilson.

In addition, the coaching staff has two ties in Wes Flanigan and George Brooks.

Flanigan was an All-SEC standout at Auburn from 1993-97, while Brooks is a native of Lafayette, Ala.

**7 PLAYERS SEE FIRST-TIME ACTION**

■ Five Mississippi State players saw their first action as a Bulldog against Western Carolina — Oliver Black, Travis Daniels, Maurice Dunlap, Demetrius Houston and Fallou Ndoeye.

That total tied for the second most in the SEC with Tennessee, while Texas A&M had the most with seven.

Then against Mississippi Valley State, Jeffery Johnson and Isaiah Butler made their collegiate debuts.

**BULLDOGS INVITED TO PUERTO RICO**

■ On Thursday, MSU learned it will be playing in the 2015 Puerto Rico Classic.

The field of eight also features Butler, Miami, Minnesota, Missouri State, Temple, Texas Tech and Utah.

**HUTTON NAMED 2015 SEC LEGEND**

■ Doug Hutton has been named the 2015 SEC Legend.

Hutton, a native of Clinton, Miss., played for the Bulldogs from 1961-64 and led MSU to the historic 1963 NCAA Tournament against Loyola-Chicago.

The All-SEC standout was voted team captain his senior year and averaged 14.8 points.

He'll be recognized at the SEC Tournament next March in Nashville.


**All-Time MSU Legends**

1999: Bailey Howell  
2000: Jim Ashmore  
2001: W.D. Stroud  
2002: Jeff Malone  
2003: Joe Dan Gold  
2004: Greg Carter  
2005: Jack Bouldin  
2006: Rickey Brown  
2007: Richard Williams  
2008: Wiley Peck  
2009: Tony Watts  
2010: Kermit Davis  
2011: Darryl Wilson  
2012: Chuck Evans  
2013: Horatio Webster  
2014: Erick Dampier  
2015: Doug Hutton



## 2014-15 MISSISSIPPI STATE PLAYER BREAKDOWN

0




Maurice Dunlap ● Fr ● G ● 6-2 ● 175 ● Greenwood, MS

MIN	PTS	RBS	AST	FG%	3FG%	FT%
9.3	2.8	0.7	0.2	.278	.182	.833

Notes: Made MSU debut vs. WCU and finished with 6 points on 2 3-pointers. Had 5 points, 2 boards vs. MVSU. Missed only FG attempt vs. Utah State. 4 points vs. Clayton State. Scored 2 points in 11 minutes vs. St. Louis. Played just one minute vs. TCU and didn't play at Tulane or Oregon State.

1




Fred Thomas ● Jr ● F ● 6-5 ● 206 ● Jackson, MS

MIN	PTS	RBS	STL	FG%	3FG%	FT%
28.4	13.0	4.8	1.5	.405	.439	.788

Notes: Considered MSU's best defensive player. Totaled 15 points vs. WCU and 17 vs. MVSU. Had 15 points vs. Utah State. Season-low 5 points vs. Clayton State, but had season-high 5 steals. Had 14 points vs. St. Louis and TCU before having 5 at Tulane. Totaled 16 points and career-best 9 rebounds at Oregon State. Leads the SEC in 3-point FG% and is tied for 15th in scoring.

2




Demetrious Houston ● Fr ● F ● 6-7 ● 210 ● Montgomery, AL

MIN	PTS	RBS	AST	FG%	3FG%	FT%
15.0	2.4	4.0	0.3	.207	.125	.571

Notes: Made MSU debut vs. WCU and totaled 3 points and 7 rebounds. Also had 7 rebounds vs. MVSU and 4 points. Had 3 points, 3 boards vs. Utah State. Failed to score for first time against Clayton State. Had 4 points vs. St. Louis and 3 vs. TCU. Played 6 minutes at Tulane and didn't score. Did not play at Oregon State due to a concussion.

3




Trivante Bloodman ● Jr ● G ● 6-0 ● 190 ● The Bronx, NY

MIN	PTS	RBS	AST	FG%	3FG%	FT%
26.8	7.9	2.1	3.9	.486	.000	.829

Notes: Totaled 7 points, 6 assists vs. WCU. Had 11 points and 7 assists vs. MVSU. Made 6 FTs in final 2:40 vs. Utah State to secure win. Has 24 assists in five games. Season-high 12 points vs. Clayton State. 4th in SEC in assists, 5th in FT%. 5 points, 3 assists and 3 rebounds vs. St. Louis. 11 points and 2 steals vs. TCU. 4 points and 5 assists at Tulane. 5 points, 2 assists at Oregon State.

15




I.J. Ready ● So ● G ● 5-11 ● 170 ● North Little Rock, AR

MIN	PTS	RBS	AST	FG%	3FG%	FT%
18.0	4.3	1.5	2.2	.375	.154	.750

Last Game: Missed all of preseason after having surgery to repair a bulging disk. Saw first action against Utah State and totaled 2 points, 3 assists and 2 steals in 15 minutes. Also 2 points, 2 assists, 2 steals vs. Clayton State. 5 points, 5 assists vs. St. Louis. 4 points, 1 assist, 2 steals vs. TCU. 6 points and 1 assist at Tulane. Season-high 7 points at Oregon State.

20




Gavin Ware ● Jr ● F ● 6-9 ● 260 ● Starkville, MS

MIN	PTS	RBS	BLK	FG%	3FG%	FT%
25.1	12.5	6.5	2.0	.534	---	.815

Notes: Recorded 10th double-double of career with 14 points and 10 rebounds vs. WCU. Had 19 points, 8 boards vs. MVSU. 7 boards to go along with has 11 points vs. Clayton State. Also had 12 points, 8 rebounds vs. Utah State. 16 points, 5 rebounds and 3 blocks vs. St. Louis. 11 points vs. TCU and Tulane. Season-low 6 points at Oregon State. 6 rebounds shy of 500 for career.

22




Fallou Ndoye ● Fr ● F ● 6-11 ● 222 ● Taif, Senegal

MIN	PTS	RBS	STL	FG%	3FG%	FT%
15.4	2.9	2.8	0.3	.615	---	.700

Notes: Made MSU debut vs. WCU and totaled 2 points, 3 rebounds to go along with his 1 steal. had 3 points, 2 boards vs. MVSU. Scored all 9 of his points in first half against Utah State. Had career-high 5 rebounds vs. Clayton State. 2 points, 2 rebounds and 1 steal vs. St. Louis. 2 points, 5 rebounds vs. TCU. Had 2 rebounds in 18 minutes at Tulane. Did not score at Oregon State.

23




Travis Daniels ● Jr ● G ● 6-8 ● 219 ● Tuscaloosa, AL

MIN	PTS	RBS	STL	FG%	3FG%	FT%
26.6	7.8	5.6	0.6	.407	.286	.600

Notes: Made MSU debut vs. WCU and totaled 2 points, 1 rebound. Had 10 points, 6 rebounds vs. MVSU. 8 rebounds vs. Utah State and also 7 points. Had 2 points, 5 rebounds vs. Clayton State. Had a career-high 21 points vs. St. Louis on 8-11 shooting, with 4-5 mark beyond the arc. 5 points, 5 rebounds vs. TCU. 13 points and season-high 9 rebounds at Tulane. 1-8 shooting at Oregon State and 2 points, 5 rebounds.

25




Roquez Johnson ● Sr ● F ● 6-7 ● 210 ● Montgomery, AL

MIN	PTS	RBS	STL	FG%	3FG%	FT%
26.5	11.0	5.1	1.0	.578	---	.560

Notes: Tied his career high with 20 points against MVSU after having 16 vs. WCU. Had 15 points vs. Utah State. Season-high 8 rebounds vs. Clayton State to go along with 15 points. Season-low 5 points, 5 rebounds vs. St. Louis. 13th in SEC in scoring and 3rd in FG%. Season-low 2 points, 2 boards vs. TCU. 10 points, 6 rebounds at Tulane. Didn't start for first time at Oregon State, but had 5 points, 6 rebounds.

32




Craig Sword ● Jr ● G ● 6-3 ● 196 ● Montgomery, AL

MIN	PTS	RBS	AST	FG%	3FG%	FT%
13.8	2.0	1.8	0.5	.273	.250	.000

Notes: Missed all of preseason and first four games due to surgery to repair a bulging disk. Saw first action against St. Louis. Played 11 minutes and had 2 rebounds, 1 assist and 1 blocked shot. 2 rebounds vs. TCU. Due to illness, played just 2 minutes at Tulane. Started for first time at Oregon State and had 8 points, 3 rebounds.

33



Oliver Black ● FR ● F ● 6-9 ● 224 ● Jackson, MS

MIN	PTS	RBS	BLK	FG%	3FG%	FT%
9.5	0.9	1.9	0.1	.400	---	.429

Notes: Made MSU debut vs. WCU and totaled 1 points, 2 rebounds to go along with his 1 steal and 1 block. Had 5 rebounds vs. Valley. Had 3 points, 4 rebounds vs. Clayton State, where he also attempted first FG of the year. Had 1 point, 4 rebounds vs. St. Louis. Played 6 minutes vs. TCU. Had 2 points and 4 rebounds in 6 minutes at Tulane. Played 5 minutes at Oregon State.

## MISSISSIPPI STATE TV/RADIO ROSTER



**0 Maurice Dunlap**  
FR | G | 6-2 | 175  
Greenwood, MS



**1 Fred Thomas**  
JR | G | 6-5 | 206  
Jackson, MS



**2 Demetrius Houston**  
FR | F | 6-7 | 210  
Montgomery, AL



**3 Trivante Bloodman**  
SR | G | 6-0 | 190  
The Bronx, NY



**4 Johnny Zuppardo**  
JR | F | 6-9 | 235  
Bay St. Louis, MS



**5 Isaiah Butler**  
SR | G | 6-2 | 214  
Brandon, MS



**10 Jeffery Johnson**  
SR | G | 6-2 | 172  
Memphis, TN



**12 De'Runnya Wilson**  
SO | F | 6-5 | 225  
Birmingham, AL



**14 Elijah Staley**  
FR | G | 6-6 | 235  
Marietta, GA



**15 I.J. Ready**  
SO | G | 5-11 | 170  
North Little Rock, AR



**20 Gavin Ware**  
JR | F | 6-9 | 260  
Starkville, MS



**22 Fallou Ndoeye**  
FR | F | 6-11 | 222  
Senegal



**23 Travis Daniels**  
JR | G | 6-8 | 219  
Tuscaloosa, AL



**25 Roquez Johnson**  
SR | F | 6-7 | 210  
Montgomery, AL



**32 Craig Sword**  
JR | G | 6-3 | 196  
Montgomery, AL



**33 Oliver Black**  
FR | F | 6-9 | 224  
Jackson, MS



**Rick Ray**  
Head Coach  
3rd Year



**George Brooks**  
Assistant Coach  
5th Year



**Wes Flanigan**  
Assistant Coach  
3rd Year



**Chris Hollender**  
Assistant Coach  
3rd Year



## MISSISSIPPI STATE ROSTER/MEDIA INFORMATION

## Media Information

## Credentials

◆Media members may obtain both season credentials and game-by-game passes by contacting Gregg Ellis at 662.325.3595.

## Radio Network

◆Bulldog fans can catch all of MSU's games on the radio with the veteran broadcast talent of Jim Ellis (play-by-play), along with Richard Williams serving as the color analyst.

Check local listings for stations carrying the games.

There will also be a 30-minute pregame show featuring third-year coach Rick Ray along with a post-game show as well.

## Rick Ray Show

◆"Mississippi State Basketball with Rick Ray" returns for its third year. The 30-minute television program features MSU coach Rick Ray and his 2014-15 squad.

Hosted by veteran sportscaster Jim Ellis, the weekly show will detail game highlights, player interviews, scouting reports on upcoming opponents and courtside profiles showcasing interesting aspects of the MSU basketball program.

Under the direction of producer/director Derek Cody and Drew Walker, the 30-minute television program is a production of the Bulldog Sports Network in conjunction with the Mississippi State University Television Center. The first show airs in January.

## SEC Teleconference

◆The SEC's weekly teleconference is every Monday and will be coordinated through the SEC media relations office. To participate, contact Craig Pinkerton of the SEC at 205-458-3038. Rick Ray is scheduled for 11:17 a.m. CT.

## Social Networking

◆Media and Bulldog fans can follow MSU tweets this year at both @msusportsregg and @HailStateMBK, in addition to @RickRay1.

On Instagram, media and fans can follow the account @HailStateMBK.

You can also follow MSU online at hailstate.com.

## 2014-15 MISSISSIPPI STATE ROSTER

## Numerical Roster

No.	Name	Pos.	Ht.	Wt.	Yr.	Exp.	Hometown
0	Maurice Dunlap	G	6-2	175	Fr.	HS	Greenwood, MS (Amanda Elzy HS)
1	Fred Thomas	G	6-5	206	Jr.	2L	Jackson, MS (Jim Hill HS)
2	Demetrius Houston	F	6-7	210	Fr.	HS	Montgomery, AL (G.W. Carver HS)
3	Trivante Bloodman	G	6-0	190	Sr.	2L	Bronx, NY (Olney Central College)
4	Johnny Zuppardo	F	6-9	235	Jr.	JC	Bay St. Louis, MS (Jones Junior College)
5	Isaiah Butler	G	6-2	214	Sr.	HS	Brandon, MS (Brandon HS)
10	Jeffery Johnson	G	6-2	172	Sr.	HS	Memphis, TN (Germantown HS)
12	De'Runnya Wilson	F	6-5	225	So.	1L	Birmingham, AL (Wenonah HS)
14	Elijah Staley	G	6-6	235	Fr.	HS	Marietta, GA (Wheeler HS)
15	I.J. Ready	G	5-11	170	So.	1L	North Little Rock, AR (Parkview HS)
20	Gavin Ware	F	6-9	260	Jr.	2L	Starkville, MS (Starkville HS)
22	Fallou Ndoeye	F	6-11	222	RFr.	HS	Taif, Senegal (Findley Prep)
23	Travis Daniels	G	6-8	219	Jr.	JC	Tuscaloosa, AL (Shelton State CC)
25	Roquez Johnson	F	6-7	210	Sr.	3L	Montgomery, AL (G.W. Carver HS)
32	Craig Sword	G	6-3	196	Jr.	2L	Montgomery, AL (G.W. Carver HS)
33	Oliver Black	F	6-9	224	Fr.	HS	Jackson, MS (Wingfield HS)

## Alphabetical Roster

No.	Name	Pos.	Ht.	Wt.	Yr.	Exp.	Hometown
33	Oliver Black	F	6-9	224	Fr.	HS	Jackson, MS (Wingfield HS)
3	Trivante Bloodman	G	6-0	190	Sr.	2L	Bronx, NY (Olney Central College)
5	Isaiah Butler	G	6-2	214	Sr.	HS	Brandon, MS (Brandon HS)
23	Travis Daniels	G	6-8	219	Jr.	JC	Tuscaloosa, AL (Shelton State CC)
0	Maurice Dunlap	G	6-2	175	Fr.	HS	Greenwood, MS (Amanda Elzy HS)
2	Demetrius Houston	F	6-7	210	Fr.	HS	Montgomery, AL (G.W. Carver HS)
10	Jeffery Johnson	G	6-2	172	Sr.	HS	Memphis, TN (Germantown HS)
25	Roquez Johnson	F	6-7	210	Sr.	3L	Montgomery, AL (G.W. Carver HS)
22	Fallou Ndoeye	F	6-11	222	RFr.	HS	Taif, Senegal (Findley Prep)
15	I.J. Ready	G	5-11	170	Fr.	HS	Little Rock, AR (Parkview HS)
14	Elijah Staley	G	6-6	235	Fr.	HS	Marietta, GA (Wheeler HS)
32	Craig Sword	G	6-3	196	Jr.	2L	Montgomery, AL (G.W. Carver HS)
1	Fred Thomas	G	6-5	206	Jr.	2L	Jackson, MS (Jim Hill HS)
20	Gavin Ware	F	6-9	260	Jr.	2L	Starkville, MS (Starkville HS)
12	De'Runnya Wilson	F	6-5	225	So.	1L	Birmingham, AL (Wenonah HS)
4	Johnny Zuppardo	F	6-9	235	Jr.	JC	Bay St. Louis, MS (Jones Junior College)

## HEAD COACH:

Rick Ray (Grand View College [IA], 1994; 3rd year)

## ASSISTANTS:

Wes Flanigan (Auburn, 1997; 3rd year)

Chris Hollender (Evansville, 1998; 3rd year)

George Brooks (Mississippi State, 1997; 5th year)

## OPERATIONS:

Adam Gordon

## GRADUATE ASSISTANT COACH:

Tanner Smith

## VIDEO:

Adam Bauman

## STRENGTH &amp; CONDITIONING:

Richard Akins

## TRAINER:

Ryan Dotson

## Pronunciation Guide

TRIVANTE BLOODMAN: TRA-VON-TAY

FALLOU NDOYE: FA-LOU DOY

DE'RUNNYA WILSON: D-RUN-YA

JOHNNY ZUPPARDO: ZOO-PAR-DOUGH

ROQUEZ JOHNSON: RAW-QUEZ



# MISSISSIPPI STATE BASKETBALL

## GAME 9: ARKANSAS STATE

### GENERAL INFORMATION

Location: \_\_\_\_\_ Starkville, Mississippi  
Founded: \_\_\_\_\_ February 28, 1878  
Enrollment: \_\_\_\_\_ 20,424  
Conference: \_\_\_\_\_ SEC  
Nickname: \_\_\_\_\_ Bulldogs  
Colors: \_\_\_\_\_ Maroon (PMS 202) & White  
Arena: \_\_\_\_\_ Humphrey Coliseum (10,500)  
President: \_\_\_\_\_ Dr. Mark E. Keenum  
Director of Athletics: \_\_\_\_\_ Scott Stricklin  
Faculty Representative: \_\_\_\_\_ Dr. Steven C. Turner  
Web Site: \_\_\_\_\_ www.hailstate.com  
Twitter: \_\_\_\_\_ @HailStateMBK

### BASKETBALL HISTORY

First Year of Basketball: \_\_\_\_\_ 1908-09  
Number of Seasons: \_\_\_\_\_ 103  
All-Time Record: \_\_\_\_\_ 1,339-1,126  
All-Time SEC Record: \_\_\_\_\_ 558-726  
Total Number of Head Coaches: \_\_\_\_\_ 19  
Humphrey Coliseum Record: \_\_\_\_\_ 403-157  
20-Win Seasons: \_\_\_\_\_ 17  
NCAA Tournament Appearances: \_\_\_\_\_ 10  
NCAA Tournament Record: \_\_\_\_\_ 11-10  
NCAA Tournament Final Fours: \_\_\_\_\_ 1  
(1996, lost to Syracuse 77-69 in semis)  
NIT Appearances: \_\_\_\_\_ 8  
NIT Record: \_\_\_\_\_ 7-8  
NIT Final Fours: \_\_\_\_\_ 1  
(2007, lost 63-62 to West Virginia in semis)  
SEC Championships: \_\_\_\_\_ 6  
(2004, 1991, 1963, 1962, 1961, 1959)  
SEC Tournament Championships: \_\_\_\_\_ 3  
(2009, 2002 and 1996)  
SEC Tournament Record: \_\_\_\_\_ 28-50  
SEC Western Division Titles: \_\_\_\_\_ 7  
(2010, 2008, 2007, 2004, 2003, 1996, 1995)

### BASKETBALL STAFF

Head Coach: \_\_\_\_\_ Rick Ray  
Alma Mater, Year: \_\_\_\_\_ Grand View College, 1994  
Record at MSU/Years: \_\_\_\_\_ 29-43  
Career Record/Years: \_\_\_\_\_ Same  
Phone: \_\_\_\_\_ 662-325-3800  
Assistant Coach: \_\_\_\_\_ Wes Flanigan  
Assistant Coach: \_\_\_\_\_ Chris Hollender  
Assistant Coach: \_\_\_\_\_ George Brooks  
Director of Operations: \_\_\_\_\_ Adam Gordon  
Video Coordinator: \_\_\_\_\_ Adam Bauman  
Strength Coach: \_\_\_\_\_ Richard Akins  
Athletic Trainer: \_\_\_\_\_ Ryan Dotson  
Graduate Manager: \_\_\_\_\_ Tanner Smith  
Administrative Asst.: \_\_\_\_\_ Suzanne Cook  
Media Relations Contact: \_\_\_\_\_ Gregg Ellis  
Office Phone: \_\_\_\_\_ 662-325-3595  
Cell Phone: \_\_\_\_\_ 662-322-0145  
Fax: \_\_\_\_\_ 662-325-3654  
Email: \_\_\_\_\_ gellis@athletics.msstate.edu  
Twitter: \_\_\_\_\_ @msusportsgregg

### TEAM INFORMATION

2013-14 Overall Record \_\_\_\_\_ 14-19  
2013-14 SEC Record \_\_\_\_\_ 3-15  
SEC Finish: \_\_\_\_\_ 14th  
National Ranking: \_\_\_\_\_ n/a  
Starters Returning/Lost: \_\_\_\_\_ 5/0  
Letterwinners Returning/Lost: \_\_\_\_\_ 7/4  
Newcomers: \_\_\_\_\_ 9  
Roster (Sr./Jr./So./Fr.): \_\_\_\_\_ (4/5/2/5)

### MSU KNOWS HOW TO WIN GAMES AT 'THE HUMP'

Over the course of the last decade, Mississippi State's Humphrey Coliseum has become a difficult venue for opposing teams. Last year, MSU was 11-6, including an 8-1 mark against non-conference foes. This year, MSU is 4-0.

The Bulldogs have compiled a 38-season composite record of 403-157 (.720) at "The Hump" since Mississippi State's basketball facility opened prior to the 1975-76 campaign.

### TRACKING MSU'S HOME SUCCESS UNDER RICK RAY

Season	Overall		SEC		Non-SEC	
	Record	Win %	Record	Win %	Record	Win %
2012-13	7-7	.500	3-6	.333	4-1	.800
2013-14	11-6	.47	3-5	.375	8-1	.889
2014-15	4-0	1.000			4-0	1.000
Totals	22-13	.629	6-11	.353	16-2	.889

### A LOOK AT THE HISTORY OF HUMPHREY COLISEUM



### LARGEST CROWDS AT THE HUMP

Crowd	Opponent	Date
10,788	Kentucky	2-16-10
10,735	Ole Miss	2-7-04
10,645	Ole Miss	2-23-02
10,541	Florida	1-7-03
10,458	Auburn	3-2-04
10,437	Alabama	2-21-04
10,432	Alabama	3-5-05
10,432	Kentucky	1-13-04
10,429	Ole Miss	2-15-03
10,421	Ole Miss	1-26-08
10,412	Ole Miss	1-13-09
10,364	Ole Miss	2-9-12
10,338	Florida	1-24-07
10,315	Kentucky	1-9-96

### INDIVIDUAL MSU RECORDS AT THE HUMP

**Most Points Scored**  
40, Rickey Brown (Auburn, 3-7-77)

**Most Rebounds**  
24, Wiley Peck (Alabama, 1-27-79)

**Most Assists**  
15, Al Perry (Vanderbilt, 1-29-77)

### TEAM MSU RECORDS AT THE HUMP

**Most Points Scored**  
123, Troy State (12-5-95)

**Most Rebounds**  
75, Mississippi Valley St. (11-21-00)

**Most Consecutive Wins**  
14, 1-22-03 to 1-10-04

## MSU COACH RICK RAY

## Head Coach Rick Ray

- On April 1, 2012, Rick Ray was named the 19th head coach in Mississippi State history.
- In his first season at MSU, produced two players to the SEC All-Freshman team — Gavin Ware and Craig Sword.
- Entering his third season, he is 29-44 in the rebuilding process.
- On the staff of three different teams that have advanced to the NCAA Tournament — Indiana State, Purdue and Clemson.
- As an assistant at Clemson for two years, the Tigers won 38 games and advanced to the second round of the NCAA Tournament in 2011.
- During his time at Purdue as an assistant, the Boilermakers won 103 games in four years.
- All four teams at Purdue earned a berth in the NCAA Tournament, with the last two advancing to the Sweet 16.
- The 2009 Purdue team won 28 games and the Big 10 Tournament en route to garnering a No. 5 seed.
- The 2007 Purdue recruiting was considered one of the tops in the country, earning national rankings of No. 5 and No. 6 by Scout and Rivals, respectively.
- Ray was an assistant at Indiana State for seven years.
- In 2000 and 2001, the Sycamores won 20-plus games and made the NCAA Tournament.
- In 2000, ISU won the Missouri Valley Conference regular-season title with a 14-4 ledger.
- In 2001, Indiana State won the MVC Tournament before upsetting Oklahoma in the first round of the NCAA Tournament.
- Ray also spent two seasons at Northern Illinois (2005 and 2006), while his first coaching job was at Nebraska-Omaha.
- Ray and his wife, Breyana, have two sons, Deacon and Mason, and one daughter, Katriece.



## Rick Ray Year-By-Year

2012-13	Result/Score
N. 9 at Troy	L, 56-53
N. 13 FLORIDA ATLANTIC	W, 78-58
N. 19 North Carolina	L, 95-49
N. 20 Marquette	L, 89-62
N. 21 Texas	L, 69-55
N. 27 ALCORN STATE	W, 60-52
D. 1 at Providence	L, 73-63
D. 4 TEXAS-SAN ANTONIO	W, 53-42
D. 15 at Loyola Chicago	L, 59-51
D. 22 Central Arkansas (Jackson, MS)	W, 79-72
D. 30 ALABAMA A&M	L, 59-57
J. 3 NEW ORLEANS	W, 97-46
J. 9 SOUTH CAROLINA	W, 56-54
J. 12 +at Georgia	W, 72-61
J. 16 +ALABAMA	L, 75-43
J. 19 +at Tennessee	L, 72-57
J. 23 +at Arkansas	L, 96-70
J. 26 +FLORIDA	L, 82-47
J. 30 +TEXAS A&M	OT L, 55-49
F. 2 +LSU	L, 69-68
F. 6 +at Ole Miss	L, 93-75
F. 9 +at Florida	L, 83-58
F. 13 +MISSOURI	L, 78-36
F. 16 +at LSU	L, 80-68
F. 20 +at Alabama	L, 64-56
F. 23 +VANDERBILT	L, 72-31
F. 27 +at Kentucky	L, 85-55
M. 2 +OLE MISS	W, 73-67
M. 6 +at South Carolina	L, 79-72
M. 9 +AUBURN	OT W, 74-71
M. 13 South Carolina*	W, 70-59
M. 14 Tennessee*	L, 69-53
2013-14	Result/Score
N. 8 PRAIRIE VIEW	W, 71-56
N. 14 KENNESAW STATE	W, 78-55
N. 19 MISSISSIPPI VALLEY STATE	W, 94-72
N. 23 at Utah State	L, 87-68
N. 27 JACKSON STATE	W, 58-56
D. 1 LOYOLA CHICAGO	OT W, 65-64
D. 5 TCU	L, 71-61
D. 13 SE Louisiana (Jackson, Miss.)	W, 68-62
D. 17 FLORIDA A&M	W, 78-65
D. 19 FLORIDA GULF COAST	W, 66-53
D. 22 South Florida (Las Vegas)	W, 71-66
D. 23 UNLV (Las Vegas)	L, 82-66
J. 2 MARYLAND EASTERN SHORE	W, 77-63
J. 8 +at Kentucky	L, 85-63
J. 11 +OLE MISS	W, 76-72
J. 15 +at Alabama	L, 80-61
J. 18 +TEXAS A&M	OT W, 81-72
J. 22 +AUBURN	W, 82-74
J. 25 +at Ole Miss	L, 82-63
J. 30 +FLORIDA	L, 62-51
F. 1 +at Vanderbilt	L, 55-49
F. 5 +at Texas A&M	L, 72-52
F. 8 +KENTUCKY	L, 69-59
F. 12 +GEORGIA	L, 75-55
F. 15 +at Auburn	L, 92-82
F. 19 +at LSU	L, 92-81
F. 22 +ARKANSAS	L, 73-69
F. 26 +TENNESSEE	L, 75-68
M. 1 +at Missouri	L, 85-66
M. 5 +at Georgia	L, 66-45
M. 8 +SOUTH CAROLINA	L, 74-62
M. 12 Vanderbilt*	W, 82-68
M. 13 Ole Miss*	L, 78-66
2014-15	Result/Score
N. 14 WESTERN CAROLINA	W, 66-56
N. 17 MISSISSIPPI VALLEY STATE	W, 89-68
N. 22 UTAH STATE	W, 71-63
N. 24 CLAYTON STATE	W, 59-46
N. 28 vs. St. Louis	W, 75-50
N. 29 vs. TCU	L, 61-52
D. 6 at Tulane	W, 59-54
D. 13 at Oregon State	L, 59-49

+ - SEC Game  
\* - SEC Tournament

## MSU Under Rick Ray

	2014-15	Total
Leads at Halftime	4-0	23-5
Trails at Halftime	1-3	3-38
Is Tied at Halftime		3-1
Shoots 45% or better from the field	5-0	19-6
Shoots less than 45% from the field	0-3	9-38
Opp. shoots less than 45% from the field	4-2	23-15
Opp. shoots 45% or better from the field	1-0	6-29
Outrebounds (or ties) the opponent	5-0	19-9
Outrebounded by the opponent	0-3	10-35
More assists (or tied) than opponent	4-0	26-4
Fewer assists than opponent	1-3	3-40
Fewer (or ties) TOs than opponent	2-2	18-17
More TOs than opponent	3-1	11-27
Holds opponents to 65 points or less	4-3	19-10
In games decided by 10 points or less	2-3	13-17
All Games	5-3	29-44
Home Games	4-0	22-13
Road Games	0-2	1-23
Neutral-sites	1-1	6-7
Non-SEC Games	5-3	20-13
Non-SEC Home Games	4-0	16-2
Non-SEC Road Games	0-2	0-6
Non-SEC Neutral-site Games	1-1	4-5
SEC Games		7-29
SEC Home Games		6-12
SEC Road Games		1-17
SEC Tournament		2-2
November Games	5-1	11-6
December Games	0-2	6-7
January Games		7-9
February Games		0-16
March Games		4-6
Monday Games	2-0	2-2
Tuesday Games		5-1
Wednesday Games		5-16
Thursday Games		4-4
Friday Games	2-0	4-1
Saturday Games	1-3	7-18
Sunday Games		2-1
Overtime Games		3-1
Television Games	5-3	15-41
Games vs. Ranked Opponents		0-7

## Rick Ray vs. All Opponents

Alabama	0-3
Alabama A&M	0-1
Alcorn State	1-0
Arkansas	0-2
Auburn	2-1
Central Arkansas	1-0
Clayton State	1-0
Florida	0-3
Florida Atlantic	1-0
Florida A&M	1-0
Florida Gulf Coast	1-0
Georgia	1-2
Jackson State	1-0
Kennesaw State	1-0
Kentucky	0-3
Loyola Chicago	1-1
LSU	0-3
Marquette	0-1
Maryland Eastern Shore	1-0
Mississippi Valley State	2-0
Missouri	0-2
New Orleans	1-0
North Carolina	0-1
Ole Miss	2-3
Oregon State	0-1
Prairie View A&M	1-0
Providence	0-1
Saint Louis	1-0
South Carolina	2-2
South Florida	1-0
Southeastern Louisiana	1-0
TCU	0-2
Tennessee	0-3
Texas	0-1
Troy	0-1
Texas A&M	1-2
Texas-San Antonio	1-0
Tulane	0-1
UNLV	0-1
Utah State	1-1
Vanderbilt	1-2
Western Carolina	1-0
TOTAL	29-44

MISSISSIPPI STATE BY THE NUMBERS

GAME-BY-GAME SPECIALTY STATS (MSU First)						GAME-BY-GAME LEAD/DEFICIT			
<u>Opponent</u>	<u>Bench</u>	<u>Paint</u>	<u>Off TO</u>	<u>2nd Chance</u>	<u>Fast Break</u>	<u>Opponent</u>	<u>Largest Lead</u>	<u>Largest Deficit</u>	<u>Final Score</u>
Western Carolina	12/5	16/16	15/15	7/16	0/4	Western Carolina	12 (59-47, 2nd)	6 (10-16, 1st)	W, 66-56
Mississippi Valley St.	12/30	50/28	26/26	13/6	12/10	Miss. Valley St.	33 (73-40, 2nd)	Never Trailed	W, 89-69
Utah State	14/7	30/18	11/12	14/9	4/6	Utah State	8 (71-63, 2nd)	7 (34-41, 2nd)	W, 71-63
Clayton State	14/9	38/26	16/12	7/15	12/4	Clayton State	20 (48-28, 2nd)	2 (0-2, 1st)	W, 59-46
St. Louis	14/25	24/24	8/13	6/6	17/0	St. Louis	29 (75-46, 2nd)	Never Trailed	W, 75-50
TCU	9/34	26/28	12/11	6/14	6/0	TCU	2 (19-17, 1st)	13 (21-34, 2nd)	L, 61-52
Tulane	8/14	26/26	11/8	12/9	2/8	Tulane	4 (18-14, 1st)	14 (34-41, 2nd)	L, 59-54
Oregon State	12/21	20/28	14/23	8/13	6/4	Oregon State	Never led	16 (37-41, 2nd)	L, 59-49
Arkansas State						Arkansas State			
USC Upstate						USC Upstate			
Jacksonville						Jacksonville			
McNeese State						McNeese State			
Florida State						Florida State			
Tennessee						Tennessee			
Florida						Florida			
Texas A&M						Texas A&M			
Vanderbilt						Vanderbilt			
Auburn						Auburn			
Georgia						Georgia			
Ole Miss						Ole Miss			
LSU						LSU			
Tennessee						Tennessee			
Arkansas						Arkansas			
Alabama						Alabama			
Missouri						Missouri			
Ole Miss						Ole Miss			
Arkansas						Arkansas			
Kentucky						Kentucky			
South Carolina						South Carolina			
Vanderbilt						Vanderbilt			
Missouri						Missouri			

Mississippi State Scoring By The Half

Team	1st Half	2nd Half
Western Carolina	31	35
Mississippi Valley State	58	31
Utah State	34	37
Clayton State	29	30
St. Louis	37	38
TCU	21	31
Tulane	26	28
Oregon State	23	26
Arkansas State		
USC Upstate		
Jacksonville		
McNeese State		
Florida State		
Tennessee		
Florida		
Texas A&M		
Vanderbilt		
Auburn		
Georgia		
Ole Miss		
LSU		
Tennessee		
Arkansas		
Alabama		
Missouri		
Ole Miss		
Arkansas		
Kentucky		
South Carolina		
Vanderbilt		
Missouri		

Lowest First Half: 21, TCU  
Highest First Half: 58, Mississippi Valley State  
Lowest Second Half: 26, Oregon State  
Highest Second Half: 38, St. Louis

Opponent Scoring By The Half

Team	1st Half	2nd Half
Western Carolina	30	26
Mississippi Valley State	34	34
Utah State	38	25
Clayton State	18	28
St. Louis	27	23
TCU	30	31
Tulane	28	31
Oregon State	30	29
Arkansas State		
USC Upstate		
Jacksonville		
McNeese State		
Florida State		
Tennessee		
Florida		
Texas A&M		
Vanderbilt		
Auburn		
Georgia		
Ole Miss		
LSU		
Tennessee		
Arkansas		
Alabama		
Missouri		
Ole Miss		
Arkansas		
Kentucky		
South Carolina		
Vanderbilt		
Missouri		

Lowest First Half: 18, Clayton State  
Highest First Half: 38, Utah State  
Lowest Second Half: 23, St. Louis  
Highest Second Half: 34, Mississippi Valley State



## MISSISSIPPI STATE BY THE NUMBERS

## MSU'S 2014-15 RECORD WHEN . . .

Leads at Halftime	4-0
Trails at Halftime	1-3
Is Tied at Halftime	
Shoots 45% or better from the field	4-0
Shoots less than 45% from the field	1-3
Opp. shoots less than 45% from the field	5-2
Opp. shoots 45% or better from the field	0-1
Outrebounds (or ties) the opponent	5-0
Outrebounded by the opponent	0-3
More Assists (or ties) than the opponent	4-0
Fewer Assists than the opponent	1-3
Fewer (or ties) TOs than opponent	2-2
More TOs than opponent	3-1
Holds opponents to 65 points or less	4-3
In games decided by 10 points or less	2-3

## MSU'S 2014-15 RECORD IN . . .

All Games	5-3
Home Games	4-0
Road Games	0-2
Neutral-sites	1-1
Non-SEC Games	5-3
Non-SEC Home Games	4-0
Non-SEC Road Games	0-2
Non-SEC Neutral-site Games	1-1
SEC Games	
SEC Home Games	
SEC Road Games	
SEC Tournament	
November Games	5-1
December Games	0-2
January Games	
February Games	
March Games	
Monday Games	2-0
Tuesday Games	
Wednesday Games	
Thursday Games	
Friday Games	2-0
Saturday Games	1-3
Sunday Games	
Overtime Games	
Television Games	5-3
Games vs. Ranked Opponents	

## MISC. 2014-15 TEAM STATS

## Largest Lead Surrendered in Loss:

4, Tulane (12-6-14)

## Largest Deficit Overcome in Win:

7, Utah State (11-22-14)

## Largest Lead at Anytime:

33, Mississippi Valley State (11-17-14)

## Largest Deficit Anytime:

16, Oregon State (12-13-14)

## MISCELLANEOUS MSU INDIVIDUAL STATISTICS

Games Scoring in Double Figures:	Gavin Ware 7, Fred Thomas 6, Roquez Johnson 5, Trivante Bloodman 3, Travis Daniels 3
Games Scoring 20-plus Points:	Roquez Johnson, Travis Daniels
Games Scoring 30-plus Points:	
Games Rebounding in Double Figures:	Ware
Games With Double Figures in Assists:	
Games With Double-Doubles:	Ware
Games With Triple-Doubles:	
Games As Team High Scorer (or co-leader):	Johnson 4, Thomas 3, Daniels 2
Games As Team High Rebounder (or co-leader):	Ware 3, Daniels 3, Johnson, Ndoe, Thomas
Games As Team Leader in Assists (or co-leader):	Bloodman 6, Ready 3, Daniels, Johnson
Games As Team Leader in Steals (or co-leader):	Bloodman 4, Thomas 3, Johnson 2, Ndoe 2, Ready 2, Black, Daniels, Houston, Ware
Games As Team Leader in Blocks (or co-leader):	Ware 8, Daniels 2, Ndoe 2, Thomas
Games As Team Leader in Turnovers (or co-leader):	Bloodman 4, Thomas 3, Houston 2, Johnson 2, Ndoe, Daniels, Ware, Sword

## MSU'S RECORD BY STARTING LINEUP

Bloodman, Thomas, Daniels, Ware, Johnson	5-2
Bloodman, Thomas, Daniels, Ware, Sword	0-1

## GAME-BY-GAME STARTERS

Opponent	Date	Guard	Guard	Guard	Forward	Forward	Record
Western Carolina	11-14-14	Bloodman	Thomas	Daniels	Ware	Johnson	1-0
Miss. Valley State	11-17-14	Bloodman	Thomas	Daniels	Ware	Johnson	2-0
Utah State	11-22-14	Bloodman	Thomas	Daniels	Ware	Johnson	3-0
Clayton State	11-24-14	Bloodman	Thomas	Daniels	Ware	Johnson	4-0
St. Louis	11/28/14	Bloodman	Thomas	Daniels	Ware	Johnson	5-0
TCU/Bradley	11/29/14	Bloodman	Thomas	Daniels	Ware	Johnson	5-1
Tulane	12-06-14	Bloodman	Thomas	Daniels	Ware	Johnson	5-2
Oregon State	12-13-14	Bloodman	Thomas	Sword	Ware	Daniels	5-3
Arkansas State	12-17-14						
USC Upstate	12-20-14						
Jacksonville	12-23-14						
McNeese State	12-30-14						
Florida State	01-02-15						
Tennessee	01-07-15						
Florida	01-10-15						
Texas A&M	01-13-15						
Vanderbilt	01-17-15						
Auburn	01-21-15						
Georgia	01-24-15						
Ole Miss	01-28-15						
LSU	01-31-15						
Tennessee	02-03-15						
Arkansas	02-07-15						
Alabama	02-10-15						
Missouri	02-14-15						
Ole Miss	02-19-15						
Arkansas	02-21-15						
Kentucky	02-25-15						
South Carolina	02-28-15						
Vanderbilt	03-04-15						
Missouri	03-07-15						

## 2014-15 Win-Loss Differential

Diff.	1	2	3	4	5	6	7	8	9	10	11	12	13	14	15	16	17	18	19	20	21	22	23	24	25+
Won								1		1			1								1				1
Lost					1				1	1															

## MISSISSIPPI STATE BY THE NUMBERS

## Mississippi State In Overtime Games

<b>This Season</b> .....	0-0
<b>Overall Overtime Record</b> .....	60-49
<i>Home Overtime Record</i> .....	34-21
<i>Road Overtime Record</i> .....	18-20
<i>Neutral Site Overtime Record</i> .....	8-8
<b>Humphrey Coliseum Overtime Record</b> .....	25-16
<b>SEC Tournament Overtime Record</b> .....	2-5
<b>Double Overtime Record</b> .....	6-5
<b>Four Overtime Record</b> .....	0-2
<b>Postseason Overtime Record</b> .....	1-0
<b>Last OT Played (10T)</b> .....	vs. Texas A&M (W, 81-72, 1/18/14)
<b>Last Double OT</b> .....	vs. UMass (L, 101-96, 3/13/12)
<b>Last Triple OT</b> .....	vs. Alabama (L, 79-78, 2/27/11)
<b>Last Four OT</b> .....	vs. Ole Miss (W, 104-102, 1/24/90)

## Mississippi State Coaches In Overtime Games

<b>Babe McCarthy</b> .....	6-5
<i>Home Overtime Record</i> .....	2-2
<i>Road Overtime Record</i> .....	2-2
<i>Neutral Site Overtime Record</i> .....	2-1
<b>Joe Dan Gold</b> .....	5-3
<i>Home Overtime Record</i> .....	3-3
<i>Road Overtime Record</i> .....	1-0
<i>Neutral Site Overtime Record</i> .....	1-0
<b>Kermit Davis</b> .....	8-6
<i>Home Overtime Record</i> .....	5-3
<i>Road Overtime Record</i> .....	3-3
<b>Ron Greene</b> .....	2-0
<i>Home Overtime Record</i> .....	2-0
<b>Jim Hatfield</b> .....	3-3
<i>Home Overtime Record</i> .....	3-2
<i>Road Overtime Record</i> .....	0-1
<b>Bob Boyd</b> .....	3-4
<i>Home Overtime Record</i> .....	2-1
<i>Road Overtime Record</i> .....	1-2
<i>Neutral Site Overtime Record</i> .....	0-1
<b>Richard Williams</b> .....	15-11
<i>Home Overtime Record</i> .....	7-3
<i>Road Overtime Record</i> .....	5-5
<i>Neutral Site Overtime Record</i> .....	3-3
<b>Rick Stansbury</b> .....	15-16
<i>Home Overtime Record</i> .....	7-6
<i>Road Overtime Record</i> .....	6-7
<i>Neutral Site Overtime Record</i> .....	2-3
<b>Rick Ray</b> .....	3-1
<i>Home Overtime Record</i> .....	3-1

## OVERTIME FOES

TEAM	RECORD	TEAM	RECORD
Alabama .....	6-6	Morehead State .....	1-0
Alaska-Fairbanks .....	1-0	Northeastern Louisiana .....	0-1
Arkansas .....	2-1	Northwestern State .....	0-1
Auburn .....	6-4	Oklahoma .....	1-0
Baylor .....	1-0	Ole Miss .....	6-3
BYU .....	0-1	Old Dominion .....	0-1
California .....	0-1	San Diego .....	0-1
Drake .....	1-0	Santa Clara .....	2-0
Florida .....	0-3	Southern Mississippi .....	1-0
Florida State .....	1-0	Southwestern Louisiana .....	1-0
Georgia .....	3-3	South Alabama .....	1-0
Georgia Tech .....	1-0	South Carolina .....	3-0
Houston .....	0-1	Tennessee .....	6-2
Idaho .....	0-1	Texas .....	1-0
Kentucky .....	4-5	Texas A&M .....	1-1
Loyola .....	1-0	Troy .....	2-0
LSU .....	3-4	Tulane .....	0-1
Memphis State .....	1-0	UAB .....	0-1
Missouri-Kansas City .....	0-1	UMass .....	0-1
Montana .....	1-0	Vanderbilt .....	2-5

## MSU Season and Career Totals

	2014-15	Career
<b>Double-Figure Scoring</b>		
Gavin Ware	7 (5-2)	33 (16-17)
Trivante Bloodman	3 (2-1)	17 (6-11)
Roquez Johnson	5 (4-1)	35 (20-15)
Craig Sword		37 (18-19)
Fred Thomas	6 (4-2)	31 (15-16)
I.J. Ready		6 (3-3)
Travis Daniels	3 (2-1)	3 (2-1)
<b>20-Plus Point Games</b>		
Gavin Ware		4 (4-0)
Craig Sword		6 (3-3)
Colin Borchert		4 (3-1)
Fred Thomas		1 (1-0)
Roquez Johnson	1 (1-0)	3 (3-0)
Travis Daniels	1 (1-0)	1 (1-0)
<b>30-Plus Point Games</b>		
Craig Sword		1 (0-1)
<b>10-Plus Rebound Games</b>		
Gavin Ware	1 (1-0)	12 (9-3)
Roquez Johnson		1 (1-0)
<b>Double-Doubles</b>		
Gavin Ware	1 (1-0)	10 (7-3)
Roquez Johnson		1 (1-0)
<b>3-Plus 3-Point Games</b>		
Fred Thomas	4 (2-2)	14 (7-7)
I.J. Ready		2 (0-2)
Travis Daniels	1 (1-0)	1 (1-0)
<b>10-Plus 3-Point Attempt Games</b>		
Thomas		1 (0-1)
<b>3-Plus Steal Games</b>		
I.J. Ready		6 (3-3)
Fred Thomas	1 (0-1)	14 (8-6)
Craig Sword		14 (6-8)
Roquez Johnson		1 (0-1)
Trivante Bloodman	1 (1-0)	5 (3-2)
Gavin Ware		1 (1-0)
<b>5-Plus Block Games</b>		
Ware		1 (0-1)
<b>5-Plus Made Free Throws</b>		
Trivante Bloodman	3 (3-0)	15 (10-5)
Roquez Johnson	1 (1-0)	15 (9-6)
Craig Sword		13 (8-5)
Fred Thomas	4 (3-1)	9 (5-4)
Gavin Ware	3 (2-1)	9 (5-3)
Travis Daniels	2 (1-1)	2 (1-1)
Maurice Dunlap	1 (1-0)	1 (1-0)

Note: Record in games in ()

# THE LAST TIME . . .

## THE LAST TIME AN MSU PLAYER ...

### Scored 30 or more points in a game:

32, Ravern Johnson vs. Tenn. St. (11-12-10)

### Scored 33 or more points in a game:

33, Craig Sword at LSU (2-19-14)

### Scored 34 or more points in a game:

34, Arnett Moultrie vs. UMass (3-13-12)

### Scored 35 or more points in a game:

36, Jeff Malone at Ole Miss (2-19-83)

### Scored 37 or more points in a game:

39, Jeff Malone vs. Alabama (1-31-83)

### Scored 40 or more points in a game:

40, Rickey Brown vs. Auburn (3-7-77)

### Scored 20+ points in back-to-back games:

Craig Sword (24 vs. Loyola 12-01-13;

24 vs. TCU (12-05-13)

### Scored 20+ points in three-consecutive games:

Craig Sword (24 vs. Loyola, 12-01-13; 24 vs.

TCU, 12-05-13; 22 vs. SELA, 12-13-13)

### Scored 20+ points in five-consecutive games:

Jeff Malone, 1982-83 (11 consecutive)

### Scored 30+ points in back-to-back games:

Jeff Malone (36 at Ole Miss & 30 vs.

Georgia, 1982-83)

### Scored 30+ points in three-consecutive games:

Jeff Malone (33 at LSU; 36 at Ole Miss &

30 vs. Georgia, 1982-83)

### Made 10 field goals in a game:

10, Gavin Ware vs. Maryland ES (1-2-14)

### Made 11 field goals in a game:

11, Craig Sword at LSU (2-19-14)

### Made 12 field goals in a game:

12, Arnett Moultrie vs. UMass (3-13-12)

### Made 13 field goals in a game:

13, Horatio Webster vs. SW Missouri St. (11-23-97)

### Made 14 field goals in a game:

14, Cameron Burns at Georgia (1-17-90)

### Made 15 or more field goals in a game:

16, Raymond Brown vs. Florida (3-2-85)

### Attempted 20 field goals in a game:

20, Ravern Johnson vs. St. Mary's (12-29-10)

### Attempted 21 or more field goals in a game:

21, Dee Bost vs. Kentucky (2-16-10)

### Attempted 23 or more field goals in a game:

23, Arnett Moultrie vs. UMass (3-13-12)

### Attempted 25 field goals in a game:

25, Chuck Evans at Alabama (3-6-93)

### Attempted 26 field goals in a game:

26, Tony Watts at Ole Miss (2-22-92)

### Attempted 27 or more field goals in a game:

28, Jeff Malone vs. Vanderbilt (1-8-83)

### Made six 3-pointers in a game:

6, Dee Bost vs. Old Dominion (11-28-09)

### Made seven 3-pointers in a game:

7, Dee Bost vs. Troy (12-10-11)

### Made eight or more 3-pointers in a game:

8, Winsome Frazier vs. UMKC (11-23-04)

### Attempted 11 3-pointers in a game:

11, Dee Bost vs. Detroit (12-17-11)

### Attempted 12 3-pointers in a game:

12, Ravern Johnson vs. ETSU (12-11-10)

### Attempted 13 or more 3-pointers in a game:

13, Dee Bost vs. Troy (12-10-11)

### Attempted 16 or more 3-pointers in a game:

17, Darryl Wilson vs. Alabama (3-4-95)

### Made 14 or more free throws in a game:

14, Trivante Bloodman vs. Auuburn (2-15-14)

### Made 15 or more free throws in a game:

15, Craig Sword vs. Ole Miss (1-11-14)

### Attempted 17 free throws in a game:

17, Jarvis Varnado at Houston (12-19-09)

### Attempted 18 free throws in a game:

18, Craig Sword vs. Ole Miss (1-11-14)

### Attempted 19 free throws in a game:

19, Carl Nichols vs. SE La. (12-1-88)

### Had 16 rebounds in a game:

16, Gavin Ware vs. Maryland ES (1-2-14)

### Had 17 rebounds in a game:

17, Jarvis Varnado at San Diego (12-31-09)

### Had 18 or more rebounds in a game:

21, Wesley Morgan vs. SE La. (11-28-05)

### Had 22 or more rebounds in a game:

23, Rickey Brown vs. Vanderbilt (12-6-79)

### Had 24 or more rebounds in a game:

24, Wiley Peck vs. Alabama (1-27-79)

### Had 10 or more offensive rebounds in a game:

11, Arnett Moultrie vs. Northwestern State (12-22-11)

### Had 10 or more defensive rebounds in a game:

11, Gavin Ware vs. Maryland ES (1-2-14)

### Had 13 or more defensive rebounds in a game:

13, Colin Borchert (3-9-13)

### Had 15 or more defensive rebounds in a game:

15, Jarvis Varnado at San Diego (12-31-09)

### Had 10 assists in a game:

10, Dee Bost vs. LSU (1-25-11)

### Had 11 assists in a game:

11, Dee Bost vs. Vanderbilt (3-11-11)

### Had 13 assists in a game:

13, Dee Bost vs. Ole Miss (2-9-12)

### Had 14 assists in a game:

14, Gary Ervin vs. Florida A&M (12-20-04)

### Had 15 or more assists in a game:

16, Chuck Evans at UMKC (2-23-93)

### Had 10 or more turnovers in a game:

10, Charles Rhodes vs. Nicholls (11-11-06)

### Had five or more blocks in a game:

5, Gavin Ware at Loyola (12-15-12)

### Had seven blocks in a game:

7, Jarvis Varnado at LSU (2-20-10)

### Had eight blocks in a game:

8, Jarvis Varnado vs. Alabama (2-24-10)

### Had nine blocks in a game:

9, Jarvis Varnado at Vanderbilt (2-3-10)

### Had 10 blocks in a game:

10, Jarvis Varnado vs. Arkansas (1-14-10)

### Had 10+ blocks in two consecutive games:

Jarvis Varnado (10 vs. Georgia & 10 vs. Kentucky, 2007-08)

### Had five steals in a game:

5, Fred Thomas vs. Clayton State (11-24-14)

### Had six or more steals in a game:

7, Craig Sword vs. Ole Miss (1-11-14)

## LAST TIME AN MSU TEAM...

### Scored 100 or more points:

106 vs. Troy (12-10-11)

### Scored 100 or more points in an SEC game:

105 vs. Auburn (3-2-04)

### Allowed 100 or more points in an SEC game:

115 at Arkansas (2-20-93)

### Allowed 100 or more points in non-SEC play:

101 vs. UMass (3-13-12)

### Was held to 52 points or less:

52 at TCU (11-29-14)

### Was held to 50 points:

50 vs. Alabama (2-25-12)

### Was held to 49 points or less:

49 vs. Oregon State (12-13-14)

### Was held to 45 points or less:

45 at Georgia (3-5-14)

### Was held to 40 points or less:

36 vs. Missouri (2-13-13)

### Was held to 35 points or less:

31 vs. Vanderbilt (2-23-13)

### Held opponent to 59 points or less:

59 vs. Oregon State (12-13-14)

### Held opponent to 56 points or less:

56 vs. Western Carolina (11-14-14)

### Held opponent to 55 points or less:

55 vs. Vanderbilt (2-1-14)

### Held opponent to 50 points or less:

50 vs. St. Louis (11-28-14)

### Held opponent to 45 points or less:

45 vs. MVSU (12-28-09)

### Held opponent to 42 points or less:

42 vs. Texas-San Antonio (12-4-12)

### Held opponent to 39 points or less:

39 at LSU (1-9-08)

### Shot 50 percent or better from the field:

.500 [26-52] at LSU (2-19-14)

### Shot 55 percent or better from the field:

.556 [30-55] vs. St. Louis (11-28-14)

### Shot 60 percent or better from the field:

.604 [29-48] vs. Auburn (2-4-12)

### Shot 65 percent or better from the field:

.660 [35-53] vs. Western Kentucky (1-5-09)

### Was held to less than 35 percent from the field:

.347 [17-49] at Oregon State (12-3-14)

### Was held to less than 30 percent from the field:

.283 [17-60] vs. North Carolina (11-19-12)

### Was held to less than 25 percent from the field:

.175 [7-40] vs. Vanderbilt (2-23-13)

### Held opp. to 35 percent or less from the field:

.346 [18-52] vs. Clayton State (11-24-14)

### Held opp. to 30 percent or less from the field:

.273 [15-55] vs. Texas-San Antonio (12-4-12)

### Opponent shot 50 percent or better:

.623 [33-53] at Missouri (3-1-14)

### Made 35 or more field goals:

35 vs. Mississippi Valley State (11-19-13)

### Made 40 or more field goals:

40 vs. Troy (12-10-11)

### Attempted 70 or more shots from the field:

71 vs. Troy (12-10-11)

### Attempted 80 or more shots from the field:

80 at Alabama (2-21-09)

### Attempted just 40 shots from the field:

40 vs. Vanderbilt (2-23-13)

### Attempted 39 or fewer shots from the field:

37 vs. Western Carolina (11-14-14)

### Made 10 or more 3-pointers:

10 at Missouri (3-1-14)

### Made 12 3-pointers:

12 vs. Auburn (2-4-12)

### Made 15 3-pointers:

15 vs. North Carolina A&T (12-12-10)

### Made 16 3-pointers:

16 vs. Troy (12-10-11)

### Did not make a 3-pointer:

[0-7] at Clayton State (11-24-14)

### Made just one 3-pointer:

vs. Kentucky (2-8-14)

### Made just two 3-pointers:

vs. Tulane (12-6-14)

### Attempted 10 3-pointers or less:

10 vs. TCU (11-29-14)

### Attempted six 3-pointers or less:

6 at Ole Miss (1-29-03)

### Attempted 25 3-pointers:

25 vs. Georgia (2-14-12)

### Attempted 26 3-pointers:

26 vs. South Carolina (3-5-11)

### Attempted 27 or more 3-pointers:

29 vs. Ole Miss (1-18-12)

### Attempted 30 or more 3-pointers:

31 vs. Troy (12-10-11)

### Attempted 35 or more 3-pointers:

35 vs. Kentucky (2-16-10)

### Made 31 or more free throws:

31 vs. Auburn (1-22-14)

### Made 40 or more free throws:

41 vs. LSU (2-11-09)

### Made 50 or more free throws:

52 vs. LSU (2-11-09)

### Made fewer than five free throws:

4 at Vanderbilt (2-1-14)

### Made fewer than four free throws:

3 vs. Baylor (12-28-11)

### Made only 1 free throw:

1 vs. Florida (1-30-14)

### Attempted 30 or more free throws:

32 vs. MVSU (11-17-14)



# THE LAST TIME (CONTINUED) . . .

**Attempted 35 or more free throws:**

37 vs. Western Kentucky (11-14-14)

**Attempted 40 or more free throws:**

43 vs. Auburn (1-22-14)

**Attempted 45 or more free throws:**

45 vs. Florida A&amp;M (12-17-13)

**Attempted fewer than 10 free throws:**

6, vs. Florida (1-30-14)

**Had 50 or more rebounds:**

51 vs. Prairie View (11-8-13)

**Had 55 or more rebounds:**

58 vs. Troy (12-10-05)

**Had 59 or more rebounds:**

59 at Houston (12-19-09)

**Had fewer than 25 rebounds:**

23 vs. Utah State (11-23-13)

**Had 20 or fewer rebounds:**

20 vs. Florida (1-26-13)

**Had 20 or more assists:**

20 vs. Louisiana-Monroe (11-21-11)

**Had 21 or more assists:**

21 vs. Auburn (2-4-12)

**Had 25 or more assists:**

25 vs. St. Bonaventure (12-05-09)

**Had 30 or more assists:**

30 vs. Troy (12-10-11)

**Had 5 Assists:**

5, Clayton State (11-24-14)

**Had Fewer Than 5 Assists:**

3, TCU (11-29-14)

**Had 20 or more turnovers:**

20 vs. South Carolina (3-6-13)

**Had 21 or more turnovers:**

21 at Auburn (2-15-14)

**Had 22 or more turnovers:**

23 vs. Alabama (2-20-13)

**Had 25 turnovers:**

26 vs. Mississippi Valley State (11-17-14)

**Had 29 or more turnovers:**

29 at Arkansas (1-23-13)

**Had 30 or more turnovers:**

31 at Kentucky (1-7-97)

**Had 34 or more turnovers:**

34 at Evansville (12-17-75)

**Had fewer than 10 turnovers:**

9 vs. Auburn (1-22-14)

**Had five or fewer turnovers:**

5 vs. Florida Atlantic (11-30-10)

**Forced 25 or more turnovers**

26 vs. Kennesaw State (11-14-13)

**Had 10 blocked shots:**

10 vs. Tennessee (1-12-12)

**Had 11 blocked shots:**

11 at Alabama (2-21-09)

**Had 12 blocked shots:**

12 vs. Troy (11-26-10)

**Had 13 blocked shots:**

13 vs. Arkansas (1-14-10)

**Had 14 blocked shots:**

14 vs. Texas-Pan American (11-24-09)

**Had 16 blocked shots:**

16 vs. Georgia (1-12-08)

**Had 10 steals:**

10 vs. TCU (11-29-14)

**Had 11 steals:**

11 at Clayton State (11-24-14)

**Had 12 steals:**

12 vs. Florida A&amp;M (12-17-13)

**Had 13 or more steals:**

14 vs. South Carolina (1-9-13)

**Had 15 or more steals:**

15 vs. Florida Gulf Coast (12-19-13)

**Had 17 or more steals:**

17 vs. Florida Atlantic (11-13-12)

**Had 20 or more steals:**

20 vs. Nicholls State (11-17-01)

**Had 1 steal or less:**

1 vs. Vanderbilt (3-11-11)

**CHARTING THE BULLDOGS****Dunks**

Gavin Ware	9
Roquez Johnson	6
Fred Thomas	1
Demetrius Houston	1
Fallou Ndoye	1
Travis Daniels	1

**Charges Drawn**

Gavin Ware	1
Fallou Ndoye	1

**Point Distribution (%)**

Senior	151 (29.3 percent)
Junior	274 (53.2 percent)
Sophomore	26 (5.1 percent)
Freshman	64 (12.4 percent)

**TOTAL: 515****First Sub**

Fallou Ndoye	7
Demetrius Houston	3
Oliver Black	2
Maurice Dunlap	2
Ready	2
Craig Sword	1

**Scored First Points**

Trivante Bloodman	1
Travis Daniels	3
Roquez Johnson	2
Fred Thomas	2

**How First Points Were Scored**

3-pointer	2
Jumper	3
Layup	3
Dunk	
Free Throw	

**Final Three Minutes From FT Line**

Trivante Bloodman	12-15
Gavin Ware	4-5
Demetrius Houston	3-5
I.J. Ready	2-3
Fred Thomas	2-2
Maurice Dunlap	1-2
Oliver Black	1-2
Craig Sword	0-1
Roquez Johnson	0-2

**TOTAL 25-37 (.694)****DIFFERENCE BETWEEN WINNING AND LOSING**

Wins	Stat	Losses
72.0	Points	51.7
56.6	Opp. Points	59.7
+15.4	Scoring Margin	-8.0
49.4%	FG%	36.5
36.8%	Opp. FG%	42.4
31.7%	3FG%	23.9
30.0%	Opp. 3FG%	28.0
74.2%	FT%	63.8
56.2%	Opp. FT%	58.5
41.2	Rebounds	33.0
25.4	Opp. Rebounds	38.0
+15.8	Rebound Margin	-5.0
11.4	Assists	6.0
15.8	Turnovers	14.3
-3.2	Turnover Margin	-0.7
6.6	Steals	7.3
4.4	Blocks	2.0

**BULLDOGS IN SEC**

CATEGORY	RANK
Scoring offense	13
Scoring defense	3
FG%	9
FG % defense	7
3PT FG%	13
3PT FG% defense	3
Rebounds	5
Rebounds allowed	1
Rebound margin	2
Assists	14
Blocked shots	10
Steals	11
Turnover margin	14
Assist/Turnover ratio	14

## 0 MARUICE DUNLAP



Freshman | Guard

6-2 | 175

Greenwood, MS

Amanda Elzy HS

## Season Highs

**Points:** 6, Western Carolina, 11-14-14  
**FGM:** 2, twice, last vs. Clayton State, 11-24-14  
**FGA:** 5, MVSU, 11-17-14  
**3FGM:** 2, Western Carolina, 11-14-14  
**3FGA:** 4, Western Carolina, 11-14-14  
**FTM:** 5, MVSU, 11-17-14  
**FTA:** 6, MVSU, 11-17-14  
**Rebounds:** 2, MVSU, 11-17-14  
**Assists:** 1, MVSU, 11-17-14  
**Blocks:** --  
**Steals:** 1, twice, last vs. Clayton State, 11-24-14  
**Minutes:** 16, MVSU, 11-17-14

## Dunlap's Notes . . .

✓ Scored 6 points and grabbed a rebound vs. Western Carolina in his Bulldog debut.

✓ Made five free throws and tallied two rebounds, an assist and a steal vs. MVSU.

✓ Added 4 points and a steal vs. Clayton State and 2 vs. St. Louis.

## 2014-15 Game-By-Game

Opponent	MIN	FG	Pct.	3FG	Pct.	FT	Pct.	O-D-R	PF	A	TO	B	S	PTS
N14 Western Carolina	15	2-4	.500	2-4	.500	0-0	.000	0-1-1	3	0	0	0	0	6
N17 Mississippi Valley State	16	0-5	.000	0-2	.000	5-6	.833	1-1-2	1	1	3	0	1	5
N22 Utah State	7	0-1	.000	0-1	.000	0-0	.000	0-0-0	1	0	0	0	0	0
N24 Clayton State	12	2-4	.500	0-1	.000	0-0	.000	0-0-0	2	0	0	0	1	4
N28 St. Louis	5	1-4	.250	0-3	.000	0-0	.000	0-1-1	1	0	0	0	0	2
N29 TCU	1	0-0	.000	0-0	.000	0-0	.000	0-0-0	0	0	0	0	0	0
D6 Tulane	-DNP-													
D13 Oregon State	-DNP-													
D17 Arkansas State														
D20 USC Upstate														
D23 Jacksonville														
D30 McNeese State														
J2 Florida State														
J7 Tennessee														
J10 Florida														
J13 Texas A&M														
J17 Vanderbilt														
J21 Auburn														
J24 Georgia														
J28 Ole Miss														
J31 LSU														
F3 Tennessee														
F7 Arkansas														
F10 Alabama														
F14 Missouri														
F19 Ole Miss														
F21 Arkansas														
F25 Kentucky														
F28 South Carolina														
M4 Vanderbilt														
M7 Missouri														
M11 SEC Tournament														

## CAREER STATS FOR MAURICE DUNLAP

Year	GP-GS	Min/Avg	FG-FGA	Pct	3FM-3GA	Pct	FT-FTA	Pct	Rebs	PF-D	Asst	TO	Blk	Stl	Pts/Avg
2014-15	6-0	56/9.3	5-18	.278	2-11	.182	5-6	.833	4-0.7	8-0	1	3	0	2	17/2.8

## 1 FRED THOMAS



Junior | Guard

6-5 | 206

Jackson, MS

Jim Hill HS

## Season Highs

**Points:** 17, MVSU, 11-17-14  
**FGM:** 5, TCU, 11-29-2014  
**FGA:** 12, twice, last vs. Tulane, 12-6-14  
**3FGM:** 3, four times, last vs. Oregon State, 12-13-14  
**3FGA:** 8, Oregon State, 12-13-14  
**FTM:** 6, MVSU, 11-17-14  
**FTA:** 9, Utah State, 11-22-14  
**Rebounds:** 9, Oregon State, 12-13-14  
**Assists:** 2, twice, last vs. St. Louis, 11-28-14  
**Blocks:** 2, MVSU, 11-17-14  
**Steals:** 5, Clayton State, 11-24-14  
**Minutes:** 32, three times, last vs. Tulane, 12-6-14

## Career Highs

**Points:** 21, South Carolina, 3-13-13  
**FGM:** 7, twice, last vs. Missouri, 3-1-14  
**FGA:** 15, Marquette, 11-20-12  
**3FGM:** 4, six times, last vs. Missouri, 3-1-14  
**3FGA:** 10, twice, last vs. Providence, 12-1-12  
**FTM:** 8, Florida, 1-26-13  
**FTA:** 9, twice, last vs. Utah State, 11-22-14  
**Rebounds:** 9, Oregon State, 12-13-14  
**Assists:** 4, twice, last vs. USC, 3-6-13  
**Blocks:** 3, four times, last vs. Auburn, 1-22-14  
**Steals:** 7, Florida, 1-26-13  
**Minutes:** 41, Texas A&M, 1-18-14

## 2014-15 Game-By-Game

Opponent	MIN	FG	Pct.	3FG	Pct.	FT	Pct.	O-D-R	PF	A	TO	B	S	PTS
N14 Western Carolina	32	4-10	.400	2-5	.400	5-5	1.000	1-5-6	2	0	3	1	0	15
N17 Mississippi Valley State	30	4-7	.571	3-4	.750	6-8	.750	0-6-6	2	2	6	2	0	17
N22 Utah State	32	4-12	.333	2-5	.400	5-9	.556	1-2-3	2	1	1	0	1	15
N24 Clayton State	25	2-6	.333	0-2	.000	1-1	1.000	0-2-2	3	0	2	1	5	5
N28 St. Louis	21	4-6	.667	3-5	.600	3-3	1.000	0-3-3	2	2	1	0	0	14
N29 TCU	26	5-10	.500	3-6	.500	1-2	.500	1-3-4	3	0	0	1	3	14
D6 Tulane	32	3-12	.250	2-6	.333	0-0	.000	1-4-5	3	1	1	0	3	8
D13 Oregon State	29	4-11	.364	3-8	.375	5-5	1.000	2-7-9	3	1	1	0	0	16
D17 Arkansas State														
D20 USC Upstate														
D23 Jacksonville														
D30 McNeese State														
J2 Florida State														
J7 Tennessee														
J10 Florida														
J13 Texas A&M														
J17 Vanderbilt														
J21 Auburn														
J24 Georgia														
J28 Ole Miss														
J31 LSU														
F3 Tennessee														
F7 Arkansas														
F10 Alabama														
F14 Missouri														
F19 Ole Miss														
F21 Arkansas														
F25 Kentucky														
F28 South Carolina														
M4 Vanderbilt														
M7 Missouri														
M11 SEC Tournament														

## Thomas' Notes . . .

✓ Tallied 15 points and six rebounds in season opener vs. Western Carolina.

✓ Added 17 points and six boards against MVSU.

✓ Recorded 15 points and three boards vs. Utah State.

✓ Tallied a season-high 5 steals vs. Clayton State.

✓ Scored 14 points vs. St. Louis and TCU, earning all-tournament honors in the Corpus Christi Coastal Classic.

✓ Added 16 points and a career-high 9 rebounds vs. Oregon State.

✓ Leads SEC in 3-point FG% at .439.

## CAREER STATS FOR FRED THOMAS

Year	GP-GS	Min/Avg	FG-FGA	Pct	3FM-3GA	Pct	FT-FTA	Pct	Rebs	PF-D	Asst	TO	Blk	Stl	Pts/Avg
2012-13	32-19	917/28.7	103-314	.328	41-172	.238	62-78	.195	112-3.5	45-1	43	49	27	56	309/9.7
2013-14	31-23	927/29.9	99-259	.382	46-144	.319	45-72	.625	91-2.9	56-0	44	40	23	31	289/9.3
2014-15	8-8	227/28.4	30-74	.405	18-41	.439	26-33	.788	38-4.8	20-0	7	15	5	12	104/13.0
TOTAL	71-50	2071/29.2	232-647	.359	105-357	.294	133-183	.727	241-3.4	121-1	94	104	55	99	702/9.9



## 2 DEMETRIUS HOUSTON



Freshman | Guard

6-7 | 210

Montgomery, AL

G.W. Carver HS

## Season Highs

**Points:** 4, twice, last vs. St. Louis, 11-28-14  
**FGM:** 2, twice, last vs. St. Louis, 11-28-14  
**FGA:** 6, MVSU, 11-17-14  
**3FGM:** 1, Utah State, 11-22-14  
**3FGA:** 3, Utah State, 11-22-14  
**FTM:** 3, Western Carolina, 11-14-14  
**FTA:** 5, Western Carolina, 11-14-14  
**Rebounds:** 7, twice, MVSU, 11-17-14  
**Assists:** 1, twice, last vs. St. Louis, 11-28-14  
**Blocks:** 1, St. Louis, 11-28-14  
**Steals:** 1, three times, last vs. TCU, 11-29-14  
**Minutes:** 22, Western Carolina 11-14-14

## Houston's Notes . . .

✓ Scored 3 points and grabbed 7 rebounds vs. Western Carolina in his Bulldog debut.

✓ Tallied 4 points, 7 rebounds and a steal vs. MVSU.

✓ Recorded 4 points, 3 rebounds and his first-career block vs. St. Louis.

✓ Finished with 3 points, 3 rebounds and a steal vs. TCU.

✓ Did not play at Oregon State due to a concussion.

## 2014-15 Game-By-Game

Opponent	MIN	FG	Pct.	3FG	Pct.	FT	Pct.	O-D-R	PF	A	TO	B	S	PTS
N14 Western Carolina	22	0-4	.000	0-0	.000	3-5	.600	2-5-7	3	0	1	0	0	3
N17 Mississippi Valley State	20	2-6	.333	0-2	.000	0-0	.000	0-7-7	1	0	2	0	1	4
N22 Utah State	10	1-5	.200	1-3	.333	0-0	.000	0-3-3	0	1	4	0	0	3
N24 Clayton State	19	0-5	.000	0-0	.000	0-0	.000	2-3-5	3	0	2	0	0	0
N28 St. Louis	12	2-5	.400	0-1	.000	0-0	.000	1-2-3	0	1	0	1	1	4
N29 TCU	16	1-3	.333	0-1	.000	1-2	.500	0-3-3	0	0	1	0	1	3
D6 Tulane	6	0-1	.000	0-1	.000	0-0	.000	0-0-0	2	0	2	0	0	0
D13 Oregon State	-DNP-													
D17 Arkansas State														
D20 USC Upstate														
D23 Jacksonville														
D30 McNeese State														
J2 Florida State														
J7 Tennessee														
J10 Florida														
J13 Texas A&M														
J17 Vanderbilt														
J21 Auburn														
J24 Georgia														
J28 Ole Miss														
J31 LSU														
F3 Tennessee														
F7 Arkansas														
F10 Alabama														
F14 Missouri														
F19 Ole Miss														
F21 Arkansas														
F25 Kentucky														
F28 South Carolina														
M4 Vanderbilt														
M7 Missouri														
M11 SEC Tournament														

## CAREER STATS FOR DEMETRIUS HOUSTON

Year	GP-GS	Min/Avg	FG-FGA	Pct	3FM-3GA	Pct	FT-FTA	Pct	Rebs	PF-D	Ast	TO	Blk	Stl	Pts/Avg
2014-15	7-0	105/15.0	6-29	.207	1-8	.125	4-7	.571	28-4.0	9-0	2	12	1	3	17/2.4

## 3 TRIVANTE BLOODMAN



Senior | Guard

6-0 | 190

The Bronx, NY

Olney Central College

## Season Highs

**Points:** 12, Clayton State, 11-24-14  
**FGM:** 4, twice, last vs. TCU, 11-29-14  
**FGA:** 7, Tulane, 12-6-14  
**3FGM:** --  
**3FGA:** 2, Oregon State, 12-13-14  
**FTM:** 8, Clayton State, 11-24-14  
**FTA:** 8, Clayton State, 11-24-14  
**Rebounds:** 3, three times, last vs. St. Louis, 11-28-14  
**Assists:** 7, MVSU, 11-17-14  
**Blocks:** --  
**Steals:** 4, MVSU, 11-17-14  
**Minutes:** 32, Western Carolina 11-14-14

## Career Highs

**Points:** 18, Auburn, 2-15-14  
**FGM:** 5, Kentucky, 1-8-14  
**FGA:** 9, Missouri, 3-1-14  
**3FGM:** 2, Texas, 11-21-12  
**3FGA:** 4, Missouri, 3-1-14  
**FTM:** 14, Auburn, 2-15-14  
**FTA:** 15, Auburn, 2-15-14  
**Rebounds:** 8, Providence, 12-1-12  
**Assists:** 9, Auburn, 2-15-14  
**Blocks:** 1, Georgia, 1-12-13  
**Steals:** 4, twice, last vs. MVSU, 11-17-14  
**Minutes:** 39, twice, last vs. Loyola-Chi, 12-1-13

## 2014-15 Game-By-Game

Opponent	MIN	FG	Pct.	3FG	Pct.	FT	Pct.	O-D-R	PF	A	TO	B	S	PTS
N14 Western Carolina	32	1-2	.500	0-0	.000	5-6	.833	0-2-2	2	6	3	0	0	7
N17 Mississippi Valley State	30	4-5	.800	0-1	.000	3-4	.750	0-3-3	3	7	4	0	4	11
N22 Utah State	26	1-2	.500	0-1	.000	6-6	1.000	1-2-3	4	6	2	0	0	8
N24 Clayton State	24	2-4	.500	0-1	.000	8-8	1.000	1-1-2	1	2	2	0	1	12
N28 St. Louis	20	2-3	.667	0-0	.000	1-1	1.000	0-3-3	1	3	4	0	1	5
N29 TCU	26	4-6	.667	0-0	.000	3-5	.600	1-0-1	3	0	3	0	2	11
D6 Tulane	29	2-7	.286	0-1	.000	0-2	.000	1-1-2	2	5	1	0	1	4
D13 Oregon State	27	1-6	.167	0-2	.000	3-3	1.000	1-0-1	2	2	2	0	2	5
D17 Arkansas State														
D20 USC Upstate														
D23 Jacksonville														
D30 McNeese State														
J2 Florida State														
J7 Tennessee														
J10 Florida														
J13 Texas A&M														
J17 Vanderbilt														
J21 Auburn														
J24 Georgia														
J28 Ole Miss														
J31 LSU														
F3 Tennessee														
F7 Arkansas														
F10 Alabama														
F14 Missouri														
F19 Ole Miss														
F21 Arkansas														
F25 Kentucky														
F28 South Carolina														
M4 Vanderbilt														
M7 Missouri														
M11 SEC Tournament														

## Bloodman's Notes . . .

✓ Had game-high 6 assists in opener versus Western Carolina.

✓ Tied a career-high with 4 steals vs. MVSU, also tallying 11 points and a game-high 7 assists.

✓ Scored 8 points and recorded six assists vs. Utah State.

✓ Shot a perfect 8-for-8 from the free throw line and scored 12 points vs. Clayton State.

✓ Tallied 11 points and 2 steals vs. TCU.

✓ Recorded 5 assists with only one turnover against Tulane.

## CAREER STATS FOR TRIVANTE BLOODMAN

Year	GP-GS	Min/Avg	FG-FGA	Pct	3FM-3GA	Pct	FT-FTA	Pct	Rebs	PF-D	Ast	TO	Blk	Stl	Pts/Avg
2012-13	32-32	931/29.1	51-145	.352	12-43	.279	82-113	.726	104-3.3	82-2	75	88	1	37	196/6.1
2013-14	33-17	816/24.7	63-132	.477	9-32	.281	81-111	.730	65-2.0	55-0	82	58	0	30	216/6.5
2014-15	8-8	214/26.8	17-35	.486	0-6	.000	29-35	.829	17-2.1	18-0	31	21	0	11	63/7.9
TOTALS	73-57	1961/26.9	131-312	.420	21-81	.259	192-259	.741	186-2.5	155-2	188	167	1	78	475/6.5

## 15 I.J. READY



Sophomore | Guard

5-11 | 170

North Little Rock, AR

Parkview Magnet HS

## Season Highs

**Points:** 6, Tulane, 12-6-14  
**FGM:** 3, Oregon State, 12-13-14  
**FGA:** 6, St. Louis, 11-28-14  
**3FGM:** 1, twice, last vs. Oregon State, 12-13-14  
**3FGA:** 3, St. Louis, 11-28-14  
**FTM:** 2, three times, last vs. Tulane, 12-6-14  
**FTA:** 3, Clayton State, 11-24-14  
**Rebounds:** 2, three times, last vs. St. Louis, 11-28-14  
**Assists:** 5, St. Louis, 11-28-14  
**Blocks:** --  
**Steals:** 2, three times, last vs. TCU, 11-29-14  
**Minutes:** 21, St. Louis, 11-28-14

## Career Highs

**Points:** 14, Prairie View, 11-8-13  
**FGM:** 6, Prairie View, 11-8-13  
**FGA:** 11, twice, last vs. Arkansas, 2-22-14  
**3FGM:** 3, twice, last vs. Ole Miss, 1-25-14  
**3FGA:** 7, TCU, 12-5-13  
**FTM:** 4, Florida Gulf Coast, 12-19-13  
**FTA:** 4, Florida Gulf Coast, 12-19-13  
**Rebounds:** 6, twice, last vs. So. Fla., 12-22-13  
**Assists:** 7, South Florida, 12-22-13  
**Blocks:** --  
**Steals:** 5, Florida Gulf Coast, 12-19-13  
**Minutes:** 35, Arkansas, 2-22-14

## 2014-15 Game-By-Game

Opponent	MIN	FG	Pct.	3FG	Pct.	FT	Pct.	O-D-R	PF	A	TO	B	S	PTS
N14 Western Carolina	-DNP-													
N17 Mississippi Valley State	-DNP-													
N22 Utah State	15	0-2	.000	0-2	.000	2-2	1.000	0-2-2	2	3	0	0	2	2
N24 Clayton State	19	0-2	.000	0-2	.000	2-3	.667	0-2-2	1	2	1	0	2	2
N28 St. Louis	21	2-6	.333	1-3	.333	0-0	.000	0-2-2	0	5	0	0	1	5
N29 TCU	19	2-5	.400	0-2	.000	0-1	.000	1-0-1	0	1	1	0	2	4
D6 Tulane	17	2-5	.400	0-2	.000	2-2	1.000	0-1-1	0	1	0	0	1	6
D13 Oregon State	17	3-4	.750	1-2	.500	0-0	.000	0-1-1	3	1	2	0	1	7
D17 Arkansas State														
D20 USC Upstate														
D23 Jacksonville														
D30 McNeese State														
J2 Florida State														
J7 Tennessee														
J10 Florida														
J13 Texas A&M														
J17 Vanderbilt														
J21 Auburn														
J24 Georgia														
J28 Ole Miss														
J31 LSU														
F3 Tennessee														
F7 Arkansas														
F10 Alabama														
F14 Missouri														
F19 Ole Miss														
F21 Arkansas														
F25 Kentucky														
F28 South Carolina														
M4 Vanderbilt														
M7 Missouri														
M11 SEC Tournament														

## Ready's Notes . . .

✓ Did not play in the first two games due to surgery to repair a bulging disk.

✓ Made his 2014-15 debut vs. Utah State, recording 2 points, 3 assists and 2 steals.

✓ Tallied a game-high 5 assists to go along with 5 points vs. St. Louis.

✓ Scored 6 points vs. Tulane and 7 points at Oregon State.

## CAREER STATS FOR I.J. READY

Year	GP-GS	Min/Avg	FG-FGA	Pct	3FM-3GA	Pct	FT-FTA	Pct	Rebs	PF-D	Asst	TO	Blk	Stl	Pts/Avg
2013-14	26-21	626/24.1	59-159	.371	17-48	.354	18-21	.857	55-2.1	31-1	69	41	0	32	153/5.9
2014-15	6-0	108/18.0	9-24	.375	2-13	.154	6-8	.750	9-1.5	6-0	13	4	0	9	26/4.3
Totals	32-21	734/22.9	68-183	.372	19-61	.311	24-29	.828	64-2.0	37-1	82	45	0	41	179/5.6



## 20 GAVIN WARE



Junior | Forward

6-9 | 260

Starkville, MS

Starkville HS

## Season Highs

**Points:** 19, MVSU, 11-17-14  
**FGM:** 9, MVSU, 11-17-14  
**FGA:** 12, TCU, 11-29-14  
**3FGM:** --  
**3FGA:** --  
**FTM:** 7, Clayton State, 11-24-14  
**FTA:** 8, twice, last vs. Clayton State, 11-24-14  
**Rebounds:** 10, Western Carolina, 11-14-14  
**Assists:** 1, three times, last vs. Oregon State, 12-13-14  
**Blocks:** 3, three times, last vs. St. Louis, 11-28-14  
**Steals:** 1, Western Carolina 11-14-14  
**Minutes:** 32, Western Carolina 11-14-14

## Career Highs

**Points:** 23, MVSU, 11-19-13  
**FGM:** 10, Maryland Eastern Shore, 1-2-14  
**FGA:** 14, Maryland Eastern Shore, 1-2-14  
**3FGM:** --  
**3FGA:** --  
**FTM:** 8, Kentucky, 2-8-14  
**FTA:** 11, MVSU, 11-19-13  
**Rebounds:** 16, Maryland E. Shore, 1-2-14  
**Assists:** 2, Arkansas, 1-23-13  
**Blocks:** 5, Loyola, 12-15-12  
**Steals:** 3, Kennesaw State, 11-14-13  
**Minutes:** 36, Texas A&M, 1-30-13

## 2014-15 Game-By-Game

Opponent	MIN	FG	Pct.	3FG	Pct.	FT	Pct.	O-D-R	PF	A	TO	B	S	PTS
N14 Western Carolina	32	4-7	.571	0-0	.000	6-8	.750	3-7-10	3	0	2	3	1	14
N17 Mississippi Valley State	23	9-11	.818	0-0	.000	1-1	1.000	4-4-8	2	1	0	3	0	19
N22 Utah State	23	6-7	.857	0-0	.000	0-0	.000	3-5-8	3	0	1	2	0	12
N24 Clayton State	22	2-8	.250	0-0	.000	7-8	.875	2-5-7	2	0	0	1	0	11
N28 St. Louis	22	8-11	.727	0-0	.000	0-0	.000	1-4-5	3	1	2	3	0	16
N29 TCU	29	3-12	.250	0-0	.000	5-6	.833	2-2-4	5	0	3	1	0	11
D6 Tulane	22	4-10	.400	0-0	.000	3-4	.750	2-1-3	2	0	1	2	0	11
D13 Oregon State	28	3-7	.429	0-0	.000	0-0	.000	2-5-7	1	1	0	1	0	6
D17 Arkansas State														
D20 USC Upstate														
D23 Jacksonville														
D30 McNeese State														
J2 Florida State														
J7 Tennessee														
J10 Florida														
J13 Texas A&M														
J17 Vanderbilt														
J21 Auburn														
J24 Georgia														
J28 Ole Miss														
J31 LSU														
F3 Tennessee														
F7 Arkansas														
F10 Alabama														
F14 Missouri														
F19 Ole Miss														
F21 Arkansas														
F25 Kentucky														
F28 South Carolina														
M4 Vanderbilt														
M7 Missouri														
M11 SEC Tournament														

## Ware's Notes . . .

✓ Had 10th-career double-double against Western Carolina with 14 points and 10 boards.

✓ Scored 19 points and added eight rebounds vs. MVSU.

✓ Tallied 12 points and 8 rebounds against Utah State.

✓ Added 11 points and 7 rebounds vs. Clayton State.

✓ Recorded 16 points and five boards against St. Louis and 11 points vs. TCU, earning all-tournament honors in the Corpus Christi Coastal Classic.

✓ Scored his 700th career point vs. Oregon State.

✓ Has scored in double-figures in seven of eight games this season.

## CAREER STATS FOR GAVIN WARE

Year	GP-GS	Min/Avg	FG-FGA	Pct	3FM-3GA	Pct	FT-FTA	Pct	Rebs	PF-D	Asst	TO	Blk	Stl	Pts/Avg
2012-13	32-27	824/25.8	110-203	.542	0-0	.000	50-89	.562	206-6.4	65-2	9	40	24	15	270/8.4
2013-14	33-33	858/26.0	129-222	.581	0-0	.000	72-111	.649	236-7.2	82-1	7	45	12	28	330/10.0
2014-15	8-8	201/25.1	39-73	.534	0-0	.000	22-27	.815	52-6.5	21-1	3	9	16	1	100/12.5
TOTALS	73-68	1883/25.8	278-498	.558	0-0	.000	144-227	.634	494-6.8	168-4	19	94	52	44	700/9.6

## 22 FALLOU NDOYE



Freshman | Forward

6-11 | 222

Taif, Senegal

Findley Prep

## Season Highs

**Points:** 9, Utah State, 11-22-14  
**FGM:** 3, Utah State, 11-22-14  
**FGA:** 4, TCU, 11-29-14  
**3FGM:** --  
**3FGA:** --  
**FTM:** 3, Utah State, 11-22-14  
**FTA:** 3, Utah State, 11-22-14  
**Rebounds:** 5, twice, last vs. TCU, 11-29-14  
**Assists:** 1, twice, last vs. Tulane, 12-6-14  
**Blocks:** 1, twice, last vs. TCU, 11-29-14  
**Steals:** 1, twice, last vs. St. Louis, 11-28-14  
**Minutes:** 20, TCU, 11-29-14

## Ndoye's Notes . . .

✓ Scored 2 points and grabbed 3 rebounds vs. Western Carolina in his Bulldog debut.

✓ Made his first career field goal while recording two rebounds and assist vs. MVSU.

✓ Scored 9 points and grabbed two rebounds vs. Utah State.

✓ Recorded season-highs in minutes (18) and rebounds (5) vs. Clayton State.

✓ Tied a season-high with 5 rebounds while recording 2 points and a block vs. TCU.

## 2014-15 Game-By-Game

Opponent	MIN	FG	Pct.	3FG	Pct.	FT	Pct.	O-D-R	PF	A	TO	B	S	PTS
N14 Western Carolina	8	0-0	.000	0-0	.000	2-2	1.000	1-2-3	0	0	1	0	1	2
N17 Mississippi Valley State	17	1-1	1.000	0-0	.000	1-2	.500	0-2-2	2	1	1	0	0	3
N22 Utah State	17	3-3	1.000	0-0	.000	3-3	1.000	2-0-2	2	0	2	0	0	9
N24 Clayton State	18	2-3	.667	0-0	.000	1-2	.500	1-4-5	2	0	2	1	0	5
N28 St. Louis	13	1-2	.500	0-0	.000	0-0	.000	0-2-2	5	0	0	0	1	2
N29 TCU	20	1-4	.250	0-0	.000	0-1	.000	4-1-5	5	0	1	1	0	2
D6 Tulane	18	0-0	.000	0-0	.000	0-0	.000	0-2-2	2	1	1	0	0	0
D13 Oregon State	12	0-0	.000	0-0	.000	0-0	.000	0-1-1	0	0	0	0	0	0
D17 Arkansas State														
D20 USC Upstate														
D23 Jacksonville														
D30 McNeese State														
J2 Florida State														
J7 Tennessee														
J10 Florida														
J13 Texas A&M														
J17 Vanderbilt														
J21 Auburn														
J24 Georgia														
J28 Ole Miss														
J31 LSU														
F3 Tennessee														
F7 Arkansas														
F10 Alabama														
F14 Missouri														
F19 Ole Miss														
F21 Arkansas														
F25 Kentucky														
F28 South Carolina														
M4 Vanderbilt														
M7 Missouri														
M11 SEC Tournament														

## CAREER STATS For FALLOU NDOYE

Year	GP-GS	Min/Avg	FG-FGA	Pct	3FM-3GA	Pct	FT-FTA	Pct	Rebs	PF-D	Asst	TO	Blk	Stl	Pts/Avg
2014-15	8-0	123/15.4	8-13	.615	0-0	.000	7-10	.700	22-2.8	18-2	2	8	2	2	23/2.9

## 23 TRAVIS DANIELS



Junior | Guard

6-8 | 219

Tuscaloosa, AL

Shelton State CC

## Season Highs

**Points:** 21, St. Louis, 11-28-14  
**FGM:** 8, St. Louis, 11-28-14  
**FGA:** 11, St. Louis, 11-28-14  
**3FGM:** 4, St. Louis, 11-28-14  
**3FGA:** 5, twice, last vs. St. Louis, 11-28-14  
**FTM:** 5, twice, last vs. Tulane, 12-6-14  
**FTA:** 7, twice, last vs. Tulane, 12-6-14  
**Rebounds:** 9, Tulane, 12-6-14  
**Assists:** 2, MVSU, 11-17-14  
**Blocks:** 1, Clayton State, 11-24-14  
**Steals:** 2, Utah State, 11-22-14  
**Minutes:** 34, Tulane, 12-6-14

## Daniels' Notes . . .

✓ Scored 2 points and grabbed 1 rebound against Western Carolina in Bulldog debut.

✓ Tallied 10 points, 6 boards and 2 assists vs. MVSU.

✓ Added 7 points and 8 rebounds vs. Utah State.

✓ Scored a season-high 21 points against St. Louis.

✓ Paced MSU with 13 points and a season-high 9 rebounds vs. Tulane.

## 2014-15 Game-By-Game

Opponent	MIN	FG	Pct.	3FG	Pct.	FT	Pct.	O-D-R	PF	A	TO	B	S	PTS
N14 Western Carolina	18	1-3	.333	0-0	.000	0-0	.000	0-1-1	2	0	2	0	1	2
N17 Mississippi Valley State	26	2-6	.333	1-5	.200	5-7	.714	1-5-6	0	2	3	0	0	10
N22 Utah State	32	3-8	.375	1-3	.333	0-2	.000	4-4-8	1	0	1	0	2	7
N24 Clayton State	21	1-3	.333	0-1	.000	0-0	.000	1-4-5	1	1	0	1	0	2
N28 St. Louis	28	8-11	.727	4-5	.800	1-1	1.000	2-4-6	0	1	0	0	0	21
N29 TCU	28	2-5	.400	0-0	.000	1-3	.333	1-4-5	4	1	1	0	1	5
D6 Tulane	34	4-10	.400	0-3	.000	5-7	.714	3-6-9	2	0	3	0	1	13
D13 Oregon State	26	1-8	.125	0-4	.000	0-0	.000	2-3-5	2	0	4	0	0	2
D17 Arkansas State														
D20 USC Upstate														
D23 Jacksonville														
D30 McNeese State														
J2 Florida State														
J7 Tennessee														
J10 Florida														
J13 Texas A&M														
J17 Vanderbilt														
J21 Auburn														
J24 Georgia														
J28 Ole Miss														
J31 LSU														
F3 Tennessee														
F7 Arkansas														
F10 Alabama														
F14 Missouri														
F19 Ole Miss														
F21 Arkansas														
F25 Kentucky														
F28 South Carolina														
M4 Vanderbilt														
M7 Missouri														
M11 SEC Tournament														

## CAREER STATS FOR TRAVIS DANIELS

Year	GP-GS	Min/Avg	FG-FGA	Pct	3FM-3GA	Pct	FT-FTA	Pct	Rebs	PF-D	Ast	TO	Blk	Stl	Pts/Avg
2014-15	8-8	213/26.6	22-54	.407	6-21	.286	12-20	.600	45-5.6	12-0	5	14	1	5	62/7.8



## 25 ROQUEZ JOHNSON



Junior | Forward

6-7 | 210

Montgomery, AL

G.W. Carver HS

## Season Highs

**Points:** 20, MVSU, 11-17-14  
**FGM:** 9, MVSU, 11-17-14  
**FGA:** 13, Clayton State, 11-24-14  
**3FGM:** --  
**3FGA:** --  
**FTM:** 6, Western Carolina, 11-14-14  
**FTA:** 9, Western Carolina, 11-14-14  
**Rebounds:** 8, Clayton State, 11-24-14  
**Assists:** 2, MVSU, 11-17-14  
**Blocks:** 1, MVSU, 11-17-14  
**Steals:** 2, twice, last vs. Clayton State, 11-24-14  
**Minutes:** 35, Utah State, 11-22-14

## Career Highs

**Points:** 20, three times, last vs. MVSU, 11-17-14  
**FGM:** 9, MVSU, 11-17-14  
**FGA:** 13, 4 times, last vs. Clayton State, 11-24-14  
**3FGM:** 1, six times, last vs. Florida, 2-9-13  
**3FGA:** 3, North Carolina, 11-19-12  
**FTM:** 10, Auburn, 1-22-14  
**FTA:** 16, Auburn, 1-22-14  
**Rebounds:** 11, Loyola-Chicago, 12-1-13  
**Assists:** 2, six times, last vs. MVSU, 11-17-14  
**Blocks:** 3, twice, last vs. Auburn, 3-9-13  
**Steals:** 6, Texas, 11-21-12  
**Minutes:** 37, Loyola-Chicago, 12-1-13

## 2014-15 Game-By-Game

Opponent	MIN	FG	Pct.	3FG	Pct.	FT	Pct.	O-D-R	PF	A	TO	B	S	PTS
N14 Western Carolina	24	5-7	.714	0-0	.000	6-9	.667	1-4-5	3	1	3	0	1	16
N17 Mississippi Valley State	23	9-10	.900	0-0	.000	2-4	.500	3-2-5	3	2	2	1	0	20
N22 Utah State	35	6-12	.500	0-0	.000	3-5	.600	4-0-4	0	1	1	0	2	15
N24 Clayton State	27	7-13	.538	0-0	.000	1-2	.500	6-2-8	1	0	1	0	2	15
N28 St. Louis	26	2-4	.500	0-0	.000	1-2	.500	1-4-5	0	1	3	0	0	5
N29 TCU	18	1-4	.250	0-0	.000	0-0	.000	1-1-2	3	1	2	0	1	2
D6 Tulane	34	5-9	.556	0-0	.000	0-1	.000	1-5-6	2	0	3	0	1	10
D13 Oregon State	25	2-5	.400	0-0	.000	1-2	.500	2-4-6	3	1	2	0	1	5
D17 Arkansas State														
D20 USC Upstate														
D23 Jacksonville														
D30 McNeese State														
J2 Florida State														
J7 Tennessee														
J10 Florida														
J13 Texas A&M														
J17 Vanderbilt														
J21 Auburn														
J24 Georgia														
J28 Ole Miss														
J31 LSU														
F3 Tennessee														
F7 Arkansas														
F10 Alabama														
F14 Missouri														
F19 Ole Miss														
F21 Arkansas														
F25 Kentucky														
F28 South Carolina														
M4 Vanderbilt														
M7 Missouri														
M11 SEC Tournament														

## Johnson's Notes . . .

✓ Scored a team-high 16 points versus Western Carolina to go along with his 5 rebounds.

✓ Made a career-best 9 field goals and tied his career-highs for points (20) and assists (2) vs. MVSU.

✓ Played a season-high 35 minutes vs. Utah State, scoring 15 points to go along with 4 rebounds and 2 steals.

✓ Recored a game-high 15 points and 8 rebounds vs. Clayton State.

✓ Logged 34 minutes at Tulane, scoring 10 points.

✓ For first time this season, didn't start at Oregon State.

## CAREER STATS FOR ROQUEZ JOHNSON

Year	GP-GS	Min/Avg	FG-FGA	Pct	3FM-3GA	Pct	FT-FTA	Pct	Rebs	PF-D	Asst	TO	Blk	Stl	Pts/Avg
2011-12	13-0	45/3.5	0-3	.000	0-0	.000	1-6	.167	11-0.8	6-0	0	6	3	1	1/0.1
2012-13	28-8	730/26.1	77-181	.425	5-18	.278	87-146	.596	127-4.5	69-2	12	70	15	22	246/8.8
2013-14	33-8	781/23.7	114-239	.477	0-6	.000	91-147	.619	152-4.6	72-2	17	47	4	18	319/9.7
2014-15	8-7	212/26.5	37-64	.578	0-0	.000	14-25	.560	41-5.1	15-0	7	17	1	8	88/11.0
TOTALS	82-23	1766/21.6	228-487	.468	5-24	.208	193-324	.596	331-4.0	162-4	36	140	23	49	654/8.0

## 32 CRAIG SWORD



Sophomore | Guard

6-3 | 196

Montgomery, AL

G.W. Carver HS

## Season Highs

Points: 8, Oregon State, 12-13-14  
 FGM: 3, Oregon State, 12-13-14  
 FGA: 8, Oregon State, 12-13-14  
 3FGM: 2, Oregon State, 12-13-14  
 3FGA: 7, Oregon State, 12-13-14  
 FTM: --  
 FTA: 1, Oregon State, 12-13-14  
 Rebounds: 3, Oregon State, 12-13-14  
 Assists: 1, twice, last vs. Oregon State, 12-13-14  
 Blocks: 1, St. Louis, 11-28-14  
 Steals: 1, Oregon State, 12-13-14  
 Minutes: 31, Oregon State, 12-13-14

## Career Highs

Points: 33, LSU, 2-19-14  
 FGM: 11, LSU, 2-19-14  
 FGA: 17, twice, last vs. Tennessee, 3-14-13  
 3FGM: 3, Ole Miss, 3-13-14  
 3FGA: 7, twice, last vs. Oregon State, 12-13-14  
 FTM: 15, Ole Miss, 1-11-14  
 FTA: 18, Ole Miss, 1-11-14  
 RBs: 8, three times, last vs. Ole Miss, 3-13-14  
 Assists: 9, Ole Miss, 1-11-14  
 Blocks: 2, seven times, last vs. TAMU, 1-18-14  
 Steals: 7, Ole Miss, 1-11-14  
 Minutes: 39, Texas A&M, 1-18-14

## 2014-15 Game-By-Game

Opponent	MIN	FG	Pct.	3FG	Pct.	FT	Pct.	O-D-R	PF	A	TO	B	S	PTS
N14 Western Carolina	-DNP-													
N17 Mississippi Valley State	-DNP-													
N22 Utah State	-DNP-													
N24 Clayton State	-DNP-													
N28 St. Louis	11	0-0	.000	0-0	.000	0-0	.000	0-2-2	2	1	3	1	0	0
N29 TCU	11	0-3	.000	0-1	.000	0-0	.000	0-2-2	0	0	0	0	0	0
D6 Tulane	2	0-0	.000	0-0	.000	0-0	.000	0-0-0	0	0	1	0	0	0
D13 Oregon State	31	3-8	.375	2-7	.286	0-1	.000	0-3-3	3	1	6	0	1	8
D17 Arkansas State														
D20 USC Upstate														
D23 Jacksonville														
D30 McNeese State														
J2 Florida State														
J7 Tennessee														
J10 Florida														
J13 Texas A&M														
J17 Vanderbilt														
J21 Auburn														
J24 Georgia														
J28 Ole Miss														
J31 LSU														
F3 Tennessee														
F7 Arkansas														
F10 Alabama														
F14 Missouri														
F19 Ole Miss														
F21 Arkansas														
F25 Kentucky														
F28 South Carolina														
M4 Vanderbilt														
M7 Missouri														
M11 SEC Tournament														

## Sword's Notes . . .

✓ Did not play in the first four games due to surgery to repair a bulging disk.

✓ Made his first appearance this season against St. Louis, logging 2 rebounds and an assist in 11 minutes.

✓ Scored 8 points and added 3 boards in his first start of the season vs. Oregon State.

## CAREER STATS FOR CRAIG SWORD

Year	GP-GS	Min/Avg	FG-FGA	Pct	3FM-3GA	Pct	FT-FTA	Pct	Rebs	PF-D	Asst	TO	Blk	Stl	Pts/Avg
2012-13	32-30	854/26.7	120-296	.405	13-67	.194	82-148	.554	92-2.9	92-8	75	127	14	55	335/10.5
2013-14	32-32	900/28.1	157-324	.485	12-44	.273	111-179	.620	120-3.8	93-4	88	96	15	60	437/13.7
2014-15	4-1	55/13.8	3-11	.273	2-8	.250	0-1	.000	7-1.8	5-0	2	10	1	1	8/2.0
TOTALS	68-63	1809/26.6	280-631	.444	27-119	.227	193-328	.588	219-3.2	190-12	165	233	30	116	780/11.5

## 33 OLIVER BLACK



Freshman | Forward

6-9 | 224

Jackson, MS

Wingfield HS

## Season Highs

**Points:** 3, Clayton State, 11-24-14  
**FGM:** 1, twice, last vs. Tulane, 12-6-14  
**FGA:** 3, Clayton State, 11-24-14  
**3FGM:** --  
**3FGA:** --  
**FTM:** 1, three times, last vs. St. Louis, 11-28-14  
**FTA:** 3, Clayton State, 11-24-14  
**Rebounds:** 5, MVSU, 11-17-14  
**Assists:** 1, St. Louis, 11-28-14  
**Blocks:** 1, Western Carolina, 11-14-14  
**Steals:** 1, Western Carolina, 11-14-14  
**Minutes:** 17, twice, last vs. St. Louis, 11-28-14

## Black's Notes . . .

- ✓ Scored 1 point and grabbed 2 rebounds against Western Carolina his Bulldog debut.
- ✓ Pulled down 5 rebounds vs. MVSU.
- ✓ Added 3 points and 4 rebounds against Clayton State.
- ✓ Recorded 4 rebounds and his first-career assist vs. St. Louis.
- ✓ Made his only field goal attempt in 6 minutes vs. Tulane.

## 2014-15 Game-By-Game

Opponent	MIN	FG	Pct.	3FG	Pct.	FT	Pct.	O-D-R	PF	A	TO	B	S	PTS
N14 Western Carolina	17	0-0	.000	0-0	.000	1-2	.500	1-1-2	0	0	1	1	1	1
N17 Mississippi Valley State	9	0-0	.000	0-0	.000	0-0	.000	2-3-5	3	0	3	0	0	0
N22 Utah State	3	0-0	.000	0-0	.000	0-0	.000	0-0-0	0	0	0	0	0	0
N24 Clayton State	13	1-2	.500	0-0	.000	1-3	.333	0-4-4	0	0	1	0	0	3
N28 St. Louis	17	0-2	.000	0-0	.000	1-2	.500	3-1-4	2	1	1	0	0	1
N29 TCU	6	0-0	.000	0-0	.000	0-0	.000	0-0-0	2	0	0	0	0	0
D6 Tulane	6	1-1	1.000	0-0	.000	0-0	.000	0-0-0	1	0	0	0	0	2
D13 Oregon State	5	0-0	.000	0-0	.000	0-0	.000	0-0-0	0	0	0	0	0	0
D17 Arkansas State														
D20 USC Upstate														
D23 Jacksonville														
D30 McNeese State														
J2 Florida State														
J7 Tennessee														
J10 Florida														
J13 Texas A&M														
J17 Vanderbilt														
J21 Auburn														
J24 Georgia														
J28 Ole Miss														
J31 LSU														
F3 Tennessee														
F7 Arkansas														
F10 Alabama														
F14 Missouri														
F19 Ole Miss														
F21 Arkansas														
F25 Kentucky														
F28 South Carolina														
M4 Vanderbilt														
M7 Missouri														
M11 SEC Tournament														

## CAREER STATS FOR OLIVER BLACK

Year	GP-GS	Min/Avg	FG-FGA	Pct	3FM-3GA	Pct	FT-FTA	Pct	Rebs	PF-D	Ass	TO	Blk	Stl	Pts/Avg
2014-15	8-0	76/9.5	2-5	.400	0-0	.000	3-7	.429	15-1.9	8-0	1	6	1	1	7/0.9



**EXHIBITION 1 — Nov. 6, 2014**

Mississippi State	72
Delta State	51

Humphrey Coliseum • 6 p.m.  
Starkville, MS

Mississippi State's fast start carried the Bulldogs to a 72-51 exhibition victory against Delta State.

Gavin Ware led MSU with 19 points on a 9 of 13 night from the field. Demetrius Houston added 12 points in his Maroon and White debut, while Fallou Ndoye added 11 points in his first live action.

MSU held its Division II opponent to one field goal the first eight minutes. During that stretch, Ware was already establishing his presence inside and the Bulldogs were quickly building an 18-2 advantage.

MSU shot 48.1 percent from the floor and led 37-16 at the intermission.

For the contest, MSU hit 26 of 59 shots from the field (44.1 percent), 2 of 8 shots from 3-point range (25.0 percent) and 18 of 24 shots from the foul line (75.0 percent). Delta State hit 17 of 46 shots from the field (37.0 percent), 7 of 17 shots from 3-point range (41.2 percent) and 10 of 18 shots from the foul line (55.6 percent).

MSU held a 38-34 rebounding advantage. The Bulldogs had 15 assists and 12 turnovers, while the Statesmen had nine assists and 25 turnovers.

Delta State received 25 points from Devin Schmidt and 11 points from Jack Magden.

**Delta State**

Player	FG	3FG	FT	RB	P	PT	A	Min
Smith	f 1-5	0-0	2-2	5	2	4	1	17
Harrick	g 1-3	0-0	1-2	3	3	3	0	18
Madgen	g 3-8	3-6	2-2	2	0	11	5	38
Chisholm	g 1-4	0-0	0-0	3	1	2	0	28
Schmidt	g 9-21	4-9	3-5	5	1	25	2	37
Denney	0-0	0-0	0-0	0	0	0	0	1
Davis	1-3	0-0	0-3	6	4	2	0	22
Gillis	0-0	0-0	1-2	4	4	1	0	7
Rowe	0-1	0-1	1-2	1	1	1	1	18
Hester	1-1	0-0	0-0	2	5	2	0	14
<b>TOTALS</b>	<b>17-46</b>	<b>7-17</b>	<b>10-18</b>	<b>34</b>	<b>21</b>	<b>51</b>	<b>9</b>	<b>200</b>

**Mississippi State**

Player	FG	3FG	FT	RB	PF	PT	A	Min
Ware	f 9-13	0-0	1-2	6	4	19	0	19
Thomas	g 2-6	0-1	0-0	12	3	4	2	25
Bloodman	g 1-2	0-0	4-4	3	1	6	5	26
Daniels	g 0-3	0-2	5-6	0	1	5	1	22
Johnson	f 3-5	0-0	1-3	2	2	7	1	18
Dunlap	0-4	0-3	2-2	4	1	2	1	17
Houston	5-8	2-2	0-0	5	2	12	2	20
Butler	0-0	0-0	0-0	0	1	0	0	4
Johnson	0-2	0-0	0-0	2	0	0	0	6
Ndoye	3-10	0-0	5-7	6	4	11	1	21
Black	3-6	0-0	0-0	5	1	6	2	22
<b>TOTALS</b>	<b>26-59</b>	<b>2-8</b>	<b>18-24</b>	<b>38</b>	<b>20</b>	<b>72</b>	<b>15</b>	<b>200</b>

Halftime: MSU 37, DSU 16. FG%: MSU 44.1%, DSU 34.7%. 3FG%: MSU 25.0%, DSU 41.2%. FT%: MSU 75.0%, DSU 55.6%. Turnovers: MSU 12 (Ware 5), DSU 25 (Schmidt 5). Blocked Shots: MSU 5 (Ndoye 3), DSU 6 (Davis 3). Steals: MSU 8 (Houston 2), DSU 3 (Three players with 1). Officials: Joe Lindsey, Sean Casey, Wil Howard. Attendance: N/A.

**GAME 1 — Nov. 14, 2014**

Mississippi State	66
Western Carolina	56

Humphrey Coliseum • 5:30 p.m.  
Starkville, MS

Mississippi State ushered in its 103th season of basketball Friday by knocking off Western Carolina, 66-56. And in the process, the Bulldogs collected their 400th win at Humphrey Coliseum.

Roquez Johnson paced MSU with 16 points, while Fred Thomas added 15. Gavin Ware recorded his 10th-career double-double with 14 points and 10 rebounds.

Five players made their MSU debut, including Maurice Dunlap and Demetrius Houston, who totaled 6 points and 7 rebounds, respectively.

Mississippi State went into the break up 31-30 on a putback by Ware at the buzzer.

The Bulldogs jumped out to the quick 4-0 lead, but the Catamounts hit a couple of 3-pointers to take an 18-15 advantage.

MSU responded, however, when Dunlap drained back-to-back treys to put his team up. At the half, the Bulldogs led by nine, 35-26.

Mississippi State opened up the second half with an 8-2 run to extend its lead to 39-32. The Catamounts would cut the Bulldogs lead to five, but a pair of free throws by Thomas and a jumper by Travis Daniels put the Bulldogs up seven at the halfway mark.

MSU pushed its lead to double digits for the first time at 57-47 thanks to a pair of free throws from Johnson. WCU would cut it as close as six in the final moments of the game, but clutch free throw shooting by the Bulldogs would seal the contest.

**Western Carolina**

Player	FG	3FG	FT	RB	PF	PT	A	Min
Brummitt	f 3-9	0-0	0-0	2	5	6	1	25
Thompson	f 0-2	0-0	0-0	1	2	0	2	11
Brown	g 4-15	2-8	1-3	4	2	11	3	38
Harrelson	g 5-12	3-9	1-2	1	0	14	3	37
Sinclair	g 7-14	3-6	3-5	3	2	20	1	36
Hall	0-2	0-0	0-0	5	5	0	1	16
Peterson	0-0	0-0	0-0	0	0	0	0	7
Browning	2-4	1-1	0-0	5	5	5	0	26
Williams	0-0	0-0	0-0	0	0	0	0	1
Brooks	0-0	0-0	0-0	0	1	0	1	3
<b>TOTALS</b>	<b>21-58</b>	<b>9-24</b>	<b>5-10</b>	<b>27</b>	<b>22</b>	<b>56</b>	<b>12</b>	<b>200</b>

**Mississippi State**

Player	FG	3FG	FT	RB	PF	PT	A	Min
Ware	f 4-7	0-0	6-8	10	3	14	0	32
Johnson	f 5-7	0-0	6-9	5	3	16	1	24
Thomas	g 4-10	2-5	5-5	6	2	15	0	32
Bloodman	g 1-2	0-0	5-6	2	2	7	6	32
Daniels	g 1-3	0-0	0-0	1	2	2	0	18
Dunlap	2-4	2-4	0-0	1	3	6	0	15
Houston	0-4	0-0	3-5	7	3	3	0	22
Ndoye	0-0	0-0	2-2	3	0	2	0	8
Black	0-0	0-0	1-2	2	0	1	0	17
<b>TOTALS</b>	<b>17-37</b>	<b>4-9</b>	<b>28-37</b>	<b>39</b>	<b>18</b>	<b>66</b>	<b>7</b>	<b>200</b>

Halftime: MSU 31, WCU 30. FG%: MSU 45.9%, WCU 36.2%. 3FG%: MSU 44.4%, WCU 37.5%. FT%: MSU 75.7%, WCU 50%. Turnovers: MSU 16 (Johnson, Thomas, Bloodman 3), WCU 11 (Harrelson 3). Blocked Shots: MSU 5 (Ware 3), WCU 4 (Browning, 2). Steals: MSU 5 (Ware, Johnson, Daniels, Ndoye, Black 1), WCU 10 (Browning, 4). Officials: Jim Burr, John Heatly, Kevin Fehr. Attendance: 6,261.

**GAME 2 — Nov. 17, 2014**

Mississippi State	89
Mississippi Valley State	68

Humphrey Coliseum • 7 p.m.  
Starkville, MS

Fred Thomas scored 17 points on 4-of-7 shooting, with three 3-point baskets as MSU rolled past Mississippi Valley State, 89-68.

MSU shot 59.6 percent from the floor and held a plus-22 rebounding advantage against the smaller MVSU lineup.

Travis Daniels hit a 3-point basket and Fred Thomas followed with back-to-back 3's as MSU quickly built an 11-5 advantage. The lead was stretched to 13 at 21-8 when Thomas hit four free throws on one possession after a flagrant foul.

A layup by Trivante Bloodman ran the lead to 25-8 with 14:35 left in the first half.

MSU shot 69.0 percent in the opening half and led 58-34 at halftime.

In the second half, MSU stretched the lead to 73-40 after back-to-back baskets by Roquez Johnson. Johnson joined Ware in the dominance of the inside game, as he led the Bulldogs with a game-high 20 points.

For the contest, the Bulldogs hit 31 of 52 shots from the field (59.6 percent), 4 of 15 shots from 3-point range (26.7 percent) and 23 of 32 shots from the foul line (71.9 percent). The Delta Devils hit 24 of 68 shots from the field (35.3 percent), 8 of 28 shots from 3-point range (28.6 percent) and 12 of 18 shots from the foul line (66.7 percent).

MSU held a 47-25 rebounding advantage.

**Mississippi Valley State**

Player	FG	3FG	FT	RB	PF	PT	A	Min
Whitfield	f 0-0	0-0	1-2	3	2	1	0	17
Milshtein	f 0-0	0-0	0-0	3	1	0	0	8
Priar	g 3-6	2-4	1-1	0	3	8	0	24
Washington	g 7-14	3-7	1-1	0	3	18	1	27
Williams	g 4-14	1-5	2-2	4	1	11	2	24
Vaughn	0-1	0-0	0-1	5	5	0	0	14
Jackson	1-3	0-2	0-0	0	0	2	0	9
Simmons	2-8	0-1	2-2	2	0	6	3	15
Corley	5-18	2-8	5-6	3	1	17	2	31
Kelly	2-2	0-0	1-4	0	3	5	1	6
Bargman	0-2	0-1	0-0	0	2	0	2	12
<b>TOTALS</b>	<b>24-68</b>	<b>8-28</b>	<b>12-18</b>	<b>25</b>	<b>21</b>	<b>68</b>	<b>12</b>	<b>200</b>

**Mississippi State**

Player	FG	3FG	FT	RB	PF	PT	A	Min
Ware	f 9-11	0-0	1-1	8	2	19	1	23
Johnson	f 9-10	0-0	2-4	5	3	20	2	23
Thomas	g 4-7	3-4	6-8	3	2	17	2	30
Bloodman	g 4-5	0-1	3-4	3	3	11	2	30
Daniels	g 0-5	1-5	5-7	6	0	10	2	26
Dunlap	0-5	0-2	5-6	2	1	5	1	16
Houston	2-6	0-2	0-0	7	1	4	0	20
Butler	0-1	0-1	0-0	0	0	0	0	3
Johnson	0-0	0-0	0-0	1	0	0	0	3
Ndoye	1-1	0-0	1-2	2	2	3	1	17
Black	0-0	0-0	0-0	5	3	0	0	9
<b>TOTALS</b>	<b>31-52</b>	<b>4-15</b>	<b>23-23</b>	<b>47</b>	<b>17</b>	<b>89</b>	<b>16</b>	<b>200</b>

Halftime: MSU 58, MVSU 34. FG%: MSU 59.9%, MVSU 35.5%. 3FG%: MSU 26.7%, MVSU 28.6%. FT%: MSU 71.9%, MVSU 66.7%. Turnovers: MSU 26 (Thomas 6), MVSU 16 (Priar 5). Blocked Shots: MSU 6 (Ware 3), MVSU 0. Steals: MSU 6 (Bloodman 4), MVSU 16 (Bargman 5). Officials: Vladimir Voyard-Tadal, Jacyn Goble, Brent Hampton. Attendance: 6,065.

**GAME 3 — Nov. 22, 2014**

Mississippi State 71  
Utah State 63

Humphrey Coliseum • Noon  
Starkville, MS

Behind 15-point efforts from both Fred Thomas and Roquez Johnson, Mississippi State rallied in the second half to beat Utah State 71-6.

In a game that featured 18 lead changes and 9 ties, the Bulldogs found themselves trailing 38-34 at the break.

The Aggies quickly extended the lead to 41-34 on a 3-pointer by Chris Smith, but the Bulldogs slowly chipped away and went up 42-41 on a 3-pointer by Thomas.

For the next 12 minutes, the lead continued to change hands. But with 5:38 to play, a dunk by Gavin Ware gave the Bulldogs a 59-58 advantage, one it never relinquished. Ware rounded out the double-digit scoring for MSU with 12 points to go along with his 8 rebounds.

MSU, which dominated the boards 38-21, was clutch down the stretch at the free throw line. In the final three minutes, the Bulldogs were 8 of 8 at the charity stripe, thanks to a 6-for-6 effort by Trivante Bloodman.

Mississippi State made 24 of its 52 shots, including a 4-of-15 mark beyond the arc. The Aggies were 20 of 47 shooting, and after making 7 of their 14 attempts from long range in the first half, they were just 3 of 13 in the final 20 minutes.

Chris Smith and Darius Perkins paced Utah State with 14 points each, while Jalen Moore added 13.

**Utah State**

Player	FG	3FG	FT	RB	PF	PT	A	Min
Collette	f 3-5	0-0	0-0	0	4	6	3	24
Perkins	g 5-14	4-11	0-1	2	3	14	1	31
Moore	g 5-10	1-5	2-2	3	3	13	1	29
McGlastong	2-4	2-3	3-4	1	0	9	2	21
Smith	g 3-7	3-6	5-6	4	2	14	2	33
Cureton	0-1	0-0	1-2	0	0	1	0	7
Noma'aea	0-0	0-0	0-0	0	0	0	1	1
Pearre	0-3	0-2	0-0	2	1	0	0	19
Bolton	1-1	0-0	0-0	0	1	2	0	8
Harris	0-1	0-0	0-0	1	2	0	0	17
Jones	1-1	0-0	2-2	3	4	4	2	10
<b>TOTALS</b>	<b>20-47</b>	<b>10-27</b>	<b>13-17</b>	<b>21</b>	<b>20</b>	<b>63</b>	<b>12</b>	<b>200</b>

**Mississippi State**

Player	FG	3FG	FT	RB	PF	PT	A	Min
Ware	f 6-7	0-0	0-0	8	3	12	0	23
Johnson	f 6-12	0-0	3-5	4	0	15	1	35
Thomas	g 4-12	2-5	5-9	3	2	15	1	32
Bloodman	g 1-2	0-1	6-6	3	4	8	6	26
Daniels	g 3-8	1-3	0-2	8	1	7	0	32
Dunlap	0-1	0-1	0-0	0	1	0	0	7
Houston	1-5	1-3	0-0	3	0	3	1	10
Ready	0-2	0-2	2-2	2	2	2	3	15
Ndoye	3-3	0-0	3-3	2	2	9	0	17
Black	0-0	0-0	0-0	0	0	0	0	3
<b>TOTALS</b>	<b>24-52</b>	<b>4-15</b>	<b>19-27</b>	<b>38</b>	<b>15</b>	<b>71</b>	<b>12</b>	<b>200</b>

Halftime: USU 38, MSU 34. FG%: MSU 47.8%, USU 50.0%. 3FG%: MSU 33.3%, USU 50.0%. FT%: MSU 66.7%, USU 73.3%. Turnovers: MSU 12 (Houston 4), USU 13 (Perkins 5). Blocked Shots: MSU 2 (Ware 2), USU 4 (Collette 2). Steals: MSU 7 (Daniels, Ready 2), USU 7 (Three players with 2). Officials: Mike Nance, Karl Hess, Patrick Evans. Attendance: 7,240.

**GAME 4 — Nov. 24, 2014**

Mississippi State  
Clayton State

Humphrey Coliseum • 7 p.m.  
Starkville, MS

Roquez Johnson led Mississippi State with 15 points in a 59-46 win against Clayton State.

MSU shot a season-low 38.0 percent from the field but rode a plus-13 advantage to the easy victory. MSU led by as many as 20 midway through the game's second half.

Johnson was followed in the scoring column by Trivante Bloodman with 12 points and Gavin Ware with 11. Johnson had a team-high eight rebounds, while Ware had seven rebounds.

MSU built an early 11-4 lead before Clayton State rallied for an 11-11 tie. The Bulldogs took the lead for good at 15-13 on a basket by Johnson. It would eventually be a 12-0 run for MSU and a 29-15 lead with 2:56 left in the half.

Clayton State only had one field goal over the final 7:39 as MSU led 29-18 at halftime.

The Bulldogs stretched the lead to 16 early in the second half. The Lakers closed within nine points at 37-28. MSU followed with an 11-0 run to remove all doubt from the contest.

For the contest, the Bulldogs hit 19 of 50 shots from the field (38.0 percent), 0 of 7 shots from 3-point range (0.0 percent) and 21 of 27 shots from the foul line (77.8 percent). The Lakers hit 18 of 52 shots from the field (34.6 percent), 4 of 21 shots from 3-point range (19.0 percent) and 6 of 15 shots from the foul line (40.0 percent).

MSU held a 43-30 rebounding advantage. The Bulldogs had five assists and 11 turnovers, while the Lakers had five assists and 12 turnovers.

**Clayton State**

Player	FG	3FG	FT	RB	PF	PT	A	Min
Bell	f 0-2	0-0	0-0	2	4	0	0	19
Bonny	g 5-8	0-0	3-8	2	2	13	1	29
Terry	g 5-15	1-5	3-7	5	2	14	1	33
Bennamom	g 3-8	2-5	0-0	2	3	8	1	33
Joseph	g 1-5	0-3	0-0	2	2	2	1	26
Henry	1-3	1-3	0-0	5	0	3	0	11
Terry	1-6	0-4	0-0	0	0	2	1	19
Gibbons	1-4	0-1	0-1	2	1	2	0	5
Oji	1-3	0-1	0-0	5	5	2	0	25
<b>TOTALS</b>	<b>18-25</b>	<b>4-21</b>	<b>6-15</b>	<b>30</b>	<b>19</b>	<b>46</b>	<b>5</b>	<b>200</b>

**Mississippi State**

Player	FG	3FG	FT	RB	PF	PT	A	Min
Ware	f 2-8	0-0	7-8	7	2	11	0	22
Johnson	f 7-13	0-0	1-2	8	1	15	0	27
Thomas	g 2-6	0-2	1-1	2	3	5	0	25
Bloodman	g 2-4	0-1	8-8	2	1	12	2	24
Daniels	g 1-3	0-1	0-0	5	1	2	1	21
Dunlap	2-4	0-1	0-0	5	2	4	0	12
Houston	0-5	0-0	0-0	5	3	0	0	19
Ready	0-2	0-2	2-3	2	1	2	2	18
Ndoye	2-3	0-0	1-2	5	2	5	0	18
Black	1-2	0-0	1-3	4	0	5	0	13
<b>TOTALS</b>	<b>19-50</b>	<b>0-7</b>	<b>21-27</b>	<b>43</b>	<b>16</b>	<b>59</b>	<b>5</b>	<b>200</b>

Halftime: MSU 29, CSU 18. FG%: MSU 38%, CSU 34.6%. 3FG%: MSU 0%, CSU 19%. FT%: MSU 77.8%, CSU 40%. Turnovers: MSU 11 (Ready, Bloodman, Thomas 2), CSU 12 (Bonny, Joseph, Oji 2). Blocked Shots: MSU 4 (Ware, Thomas, Daniels, Ndoye 1), CSU 3 (Oji 2). Steals: MSU 11 (Ready 5), CSU 6 (Terry 3). Officials: Anthony Jordan, Ken Washington, Orlandis Poole. Attendance: 6,030.

**GAME 5 — Nov. 28, 2014**

Mississippi State 75  
St. Louis 50

American Bank Center • 8:30 p.m.  
Corpus Christi, TX

Mississippi State found the road to its liking in beating St. Louis 75-50 in the Corpus Christi Coastal Challenge.

The Bulldogs shot 55.6 percent from the floor and were never threatened after scoring the game's first nine points.

MSU began the offensive assault early. Fred Thomas hit two 3-points and Travis Daniels hit another as the Bulldogs sprinted to a 9-0 lead less than three minutes into the contest.

It was the beginning of a big night for red-shirt junior Daniels, who hit 8-of-11 shots from the field, including 4-of-5 shots from 3-point range, for a career-high 21 points.

The Bulldogs pushed the lead to 26-13 on three consecutive baskets from Gavin Ware.

St. Louis ended the half on a 9-1 run to pull within 37-27 at the intermission.

The Billikens pulled within seven at 42-35 with 16:54 left in the contest. MSU followed with an 18-2 run to open a 60-37 advantage with 8:50 left in the contest.

The Bulldogs also got a lift from junior Craig Sword, who played for the first time this season. While Sword did not score in the contest, the Bulldogs' leading scorer from a year ago logged 11 minutes.

**Mississippi State**

Player	FG	3FG	FT	RB	PF	PT	A	Min
Ware	f 8-11	0-0	0-0	5	3	16	1	22
Johnson	f 2-4	0-0	1-2	5	0	5	1	26
Thomas	g 4-6	3-5	3-3	3	2	14	2	21
Bloodman	g 2-3	0-0	1-1	3	1	14	3	20
Daniels	g 8-11	4-5	1-1	6	0	21	1	28
Dunlap	1-4	0-3	0-0	1	1	2	0	5
Houston	2-5	0-1	0-0	3	0	4	1	12
Butler	0-0	0-0	0-0	0	0	0	0	1
Johnson	0-0	0-0	0-0	0	0	0	0	1
Ready	2-6	1-3	0-0	2	0	5	5	21
Ndoye	1-2	0-0	0-0	2	5	2	0	13
Sword	0-0	0-0	0-0	2	2	0	0	11
Black	0-2	0-0	1-2	4	2	1	1	17
<b>TOTALS</b>	<b>30-54</b>	<b>8-17</b>	<b>7-9</b>	<b>39</b>	<b>16</b>	<b>75</b>	<b>17</b>	<b>198</b>

**St. Louis**

Player	FG	3FG	FT	RB	PF	PT	A	Min
Lancona	f 1-5	0-2	0-0	2	0	2	0	14
Manning	c 1-4	0-0	0-0	1	0	2	1	15
McBroom	g 4-13	2-7	0-0	3	1	10	1	27
Yacoubou	g 4-6	0-1	0-2	3	2	8	0	17
Roby	g 1-3	1-3	0-2	1	1	3	0	13
Bartley	1-3	1-2	0-0	2	1	3	2	22
Yarbrough	3-9	0-0	1-3	1	4	7	0	22
Reynolds	0-3	0-1	2-4	3	1	2	0	13
Jolly	2-3	1-2	0-0	1	2	5	0	16
Gillmann	0-1	0-0	0-0	2	0	0	0	9
Crawford	1-3	0-0	0-0	1	0	2	0	15
Agbeko	2-2	0-0	2-2	2	0	6	0	17
<b>TOTALS</b>	<b>20-55</b>	<b>5-20</b>	<b>5-13</b>	<b>24</b>	<b>12</b>	<b>50</b>	<b>4</b>	<b>200</b>

Halftime: MSU 37, SLU 27. FG%: MSU 55.6%, WCU 36.4%. 3FG%: MSU 47.1%, WCU 25%. FT%: MSU 77.8%, WCU 38.5%. Turnovers: MSU 14 (Bloodman 4), WCU 11 (Yacoubou 2). Blocked Shots: MSU 5 (Ware 3), WCU 3 (Manning, Yarbrough, Jolly, 1). Steals: MSU 4 (Bloodman, Houston, Ready, Ndoye, 1), WCU 4 (McBroom, Yarbrough, 2). Officials: Gene Grimshaw, Ross Cullins, Jerry Scherzinger. Attendance: 2,350.

## GAME 6 — Nov. 29, 2014

TCU	61
Mississippi State	52

American Bank Arena • 6 p.m.  
Corpus Christi, Texas

A tough night offensively led to the end of Mississippi State's season-opening win streak in a 61-52 loss to TCU in the championship game of the Corpus Christi Coastal Classic.

Fred Thomas led the Bulldogs with 14 points on 5-of-10 shooting, including a 3-of-6 night from 3-point range. Trivante Bloodman and Gavin Ware were also in double figures with 11 points apiece.

MSU started cold, managing one field goal over the first seven minutes of play. Yet, it erased a 7-2 deficit by scoring the game's next six points. The lead went back and forth several times with the Bulldogs going ahead 19-17 on an I.J. Ready layup with 3:30 left in the half.

From there, MSU managed one field goal the rest of the half and trailed 30-21 at the break.

The Horned Frogs scored the first two baskets of the second half and stretched the lead to 34-21. MSU answered with back-to-back baskets from Fallou Ndoye and Fred Thomas. The Horned Frogs ran the lead back to 12 points at 43-31 with 12:41 left.

The Bulldogs mounted one last threat and pulled within five at 50-45 on a Thomas 3-point basket 3:38 left in the game. MSU missed two front end of one-plus-one opportunities and that made the comeback more difficult.

TCU held a 37-33 rebounding advantage. The Bulldogs had three assists and 12 turnovers, while the Horned Frogs had 12 assists and 15 turnovers.

## Mississippi State

Player	FG	3FG	FT	RB	P	PT	A	Min
Ware	f 3-12	0-0	5-6	4	5	11	0	29
Johnson	f 1-4	0-0	0-0	2	3	2	1	18
Thomas	g 5-10	3-6	1-2	4	3	14	0	26
Bloodman	g 4-6	0-0	3-5	1	3	11	0	26
Daniels	g 2-5	0-0	1-3	5	4	5	1	28
Dunlap	0-0	0-0	0-0	0	0	0	0	1
Houston	1-3	0-1	1-2	3	0	3	0	16
Ready	2-5	0-2	0-1	1	0	4	1	19
Ndoye	1-4	0-0	0-1	5	5	2	0	20
Sword	0-3	0-1	0-0	2	0	0	0	11
Black	0-0	0-0	0-0	0	2	0	0	6
<b>TOTALS</b>	<b>19-52</b>	<b>3-10</b>	<b>11-20</b>	<b>33</b>	<b>25</b>	<b>52</b>	<b>3</b>	<b>200</b>

## TCU

Player	FG	3FG	FT	RB	PF	PT	A	Min
Parrish	f 1-5	2-6	0-2	1	0	4	0	15
Washburn	f 4-6	0-1	4-11	8	2	12	3	34
Shepherd	c 0-2	0-1	1-2	3	3	1	2	22
Anderson	g 1-1	0-0	0-0	0	5	2	2	17
Zeigler	g 2-5	0-0	4-6	4	3	8	2	32
Collins	1-7	0-5	3-3	2	2	5	1	20
Fields	5-8	0-1	1-2	2	2	11	0	17
Price	2-2	1-1	0-0	1	1	5	2	10
Kabadyundi	0-0	0-0	0-0	0	0	0	0	0
Abron	1-1	0-0	1-2	3	1	3	0	5
Williams	4-7	1-1	1-3	11	1	10	0	28
<b>TOTALS</b>	<b>22-45</b>	<b>2-12</b>	<b>15-29</b>	<b>37</b>	<b>20</b>	<b>61</b>	<b>12</b>	<b>200</b>

Halftime: TCU 30, MSU 21. FG%: MSU 36.5%, TCU 48.9%. 3FG%: MSU 30%, TCU 16.7%. FT%: MSU 55%, TCU 51.7%. Turnovers: MSU 12 (Bloodman, Ware 3), TCU 15 (Zeigler 3). Blocked Shots: MSU 3 (Ware, Thomas, Ndoye 1), TCU 2 (Washburn, Fields 1). Steals: MSU 10 (Thomas 3), TCU 3 (Anderson, Fields, Abron 1). Officials: Jon Campbell, Todd Austin, Dave Cusick. Attendance: 2,867.

## GAME 7 — Dec. 6, 2014

Tulane	59
Mississippi State	54

Devlin Fieldhouse • 1 p.m.  
New Orleans, LA

Mississippi State fought valiantly but could not make enough shots to win its first true road game of the year, losing 59-54 at Tulane.

The contest was nip-and-tuck throughout with six tied scores and 10 lead changes.

MSU built an early two-point lead at 7-5 on a Fred Thomas 3-pointer. The Bulldogs were again on top at 14-12 and 16-14 on layup attempts by Roquez Johnson. The Bulldogs would continue the strong inside play early to stretch the lead to 22-18 on a jumper by I.J. Ready.

Tulane followed with an 8-2 run to end the half for a 28-26 lead at the intermission.

MSU shot 38.5 percent in the opening half but made only 1-of-7 shots from 3-point range.

MSU managed only one field goal over the final 5:04 of the opening half. A similar draught took place early in the second frame as Tulane built a 41-34 lead with 14:16 left in the contest. Two baskets by Gavin Ware were the only MSU field goals over the first six minutes of the second half.

Down 45-38, the Bulldogs turned to defensive pressure to get back in the contest. MSU pieced together an 11-3 run to take a 49-48 lead on a Fred Thomas 3-pointer with 6:06 left.

The lead would change hands a couple of times before Tulane took the lead for good on a Louis Dabney basket at 56-54 with 2:06 left in the game. The Bulldogs had only one field goal over the 5:30 of play.

Travis Daniels led MSU with 13 points and nine rebounds.

## Mississippi State

Player	FG	3FG	FT	RB	P	PT	A	Min
Ware	f 4-10	0-0	3-4	3	2	11	0	22
Daniels	f 4-10	0-3	5-7	9	2	13	0	34
Johnson	f 5-9	0-0	0-1	6	2	10	0	34
Thomas	g 3-12	2-6	0-0	5	3	8	1	32
Bloodman	g 2-7	0-1	0-0	2	2	4	5	29
Houston	0-1	0-1	0-0	2	2	0	0	6
Ready	2-5	0-2	2-2	1	0	6	1	17
Ndoye	0-0	0-0	0-0	2	2	0	1	2
Sword	0-0	0-0	0-0	0	0	0	0	2
Black	1-1	0-0	0-0	0	1	2	0	6
<b>TOTALS</b>	<b>21-55</b>	<b>2-13</b>	<b>10-16</b>	<b>32</b>	<b>16</b>	<b>54</b>	<b>14</b>	<b>200</b>

## Tulane

Player	FG	3FG	FT	RB	PF	PT	A	Min
Smith	f 2-2	0-0	1-2	4	3	5	0	15
Drye	f 0-3	0-1	1-3	6	3	1	2	22
Dabney	g 4-13	1-4	0-0	4	1	9	4	32
Stark	g 5-15	1-4	2-3	4	0	13	2	33
Hook	g 6-9	5-8	0-0	2	2	17	0	32
Pinckney	0-1	0-0	0-0	0	0	0	0	6
Mack	2-2	0-0	0-0	1	1	4	0	15
Reynolds	3-5	0-1	0-0	3	2	4	1	12
Osetkowski	1-1	0-0	2-2	5	2	4	2	20
Henson	0-3	0-1	2-2	3	2	0	1	24
<b>TOTALS</b>	<b>23-54</b>	<b>7-19</b>	<b>6-11</b>	<b>37</b>	<b>16</b>	<b>59</b>	<b>13</b>	<b>200</b>

Halftime: TU 28, MSU 26. FG%: MSU 38.25%, TU 42.6%. 3FG%: MSU 15.4%, TU 36.3%. FT%: MSU 62.5%, TU 54.5%. Turnovers: MSU 14 (Daniels, Johnson 3), TU 16 (Dabney, 4). Blocked Shots: MSU 2 (Ware, 2), TU 3 (Smith, Drye, Stark 1). Steals: MSU 7 (Thomas 3), TU 9 (Smith, Dabney 2). Officials: Steve Olson, Ted Valentine, Mark Whitehead. Attendance: 1,483.

## GAME 8 — Dec. 13

Oregon State	59
Mississippi State	49

Gill Coliseum • 3 p.m.  
Corvallis, OR

Mississippi State battled back from an early 14-point deficit Saturday afternoon but it wasn't enough in a 59-49 loss to Oregon State.

MSU dropped its third-straight game after opening the season with five straight wins.

The Bulldogs committed 17 turnovers which led to 23 points for the Beavers. MSU made seven turnovers in the first seven minutes of play as Oregon State quickly sprinted to a 16-2 advantage early in the contest.

MSU would go down by as many as 12 points at 20-8 before the hot shooting of Fred Thomas began a rally. Thomas hit back-to-back 3-point baskets as the Bulldogs closed within five points. The Bulldogs were within two points at 23-21 after an old-fashioned 3-point play by Trivante Bloodman.

Oregon State (6-2) ended the half with a 7-2 run to take a 30-23 lead at halftime.

In the second half, Oregon State used another strong stretch of defensive play to extend its lead to 15 points and 41-26 with 14:39 left. The Beavers led by as many as 16 with 9:28 left.

Again, the shooting of Thomas and strong point guard play from I.J. Ready led another rally. A dunk by Roquez Johnson and layup by Gavin Ware capped a 9-0 run as the Bulldogs closed within 51-47 with 4:26 left.

The Bulldogs missed the front end of a one-plus-one on the next possession and turned the ball over a possession later as the Beavers were able to ease out to the win.

## Mississippi State

Player	FG	3FG	FT	RB	P	PT	A	Min
Ware	f 3-7	0-0	0-0	7	1	6	1	28
Daniels	f 1-8	0-4	0-0	5	2	2	0	26
Thomas	g 4-11	3-8	5-5	9	3	16	1	29
Bloodman	g 1-6	0-2	3-3	1	2	5	2	27
Sword	g 3-8	2-7	0-1	3	3	8	1	31
Ready	3-4	1-2	0-0	1	3	7	1	17
Ndoye	0-0	0-0	0-0	1	0	0	0	12
Johnson	2-5	0-0	1-2	6	3	5	1	25
Black	0-0	0-0	0-0	0	0	0	0	5
<b>TOTALS</b>	<b>17-49</b>	<b>6-23</b>	<b>9-11</b>	<b>34</b>	<b>17</b>	<b>49</b>	<b>7</b>	<b>200</b>

## Tulane

Player	FG	3FG	FT	RB	PF	PT	A	Min
Gomis	f 1-5	0-0	1-2	7	2	3	2	20
Schaftena	f 2-7	1-5	0-0	7	0	5	1	25
Payton	g 5-11	1-5	2-2	8	4	13	2	35
Duvivier	g 3-7	1-3	0-0	1	1	7	5	37
Morris-Wa	g 4-12	2-5	0-0	3	1	10	2	32
Robbins	1-7	0-1	2-3	1	0	4	2	17
N'diaye	2-2	0-0	0-0	1	1	4	0	8
Reid	4-8	0-0	5-6	3	4	13	1	26
<b>TOTALS</b>	<b>22-59</b>	<b>5-19</b>	<b>10-13</b>	<b>40</b>	<b>16</b>	<b>59</b>	<b>15</b>	<b>200</b>

Halftime: OSU 30, MSU 23. FG%: MSU 34.7%, OSU 37.7%. 3FG%: MSU 26.1%, OSU 26.3%. FT%: MSU 81.8%, OSU 76.9%. Turnovers: MSU 17 (Sword 6), OSU 10 (Morris-Walker, 3). Blocked Shots: MSU 1 (Ware, 1), OSU 2 (Gomis, N'diaye 1). Steals: MSU 5 (Bloodman 2), OSU 6 (Payton, Morris-Walker 2). Officials: Chris Rastatter, Tommy Nunez, Kevin Brill. Attendance: 4,211.



**2014-15 Mississippi State Basketball**  
**Mississippi State Combined Team Statistics (as of Dec 13, 2014)**  
**All games**



RECORD:	OVERALL	HOME	AWAY	NEUTRAL
ALL GAMES	5-3	4-0	0-2	1-1
CONFERENCE	0-0	0-0	0-0	0-0
NON-CONFERENCE	5-3	4-0	0-2	1-1

#	Player	gp-gs	min	avg	Total		3-Point		F-Throw		Rebounds											
					fg-fga	fg%	3fg-fga	3fg%	ft-fa	ft%	off	def	tot	avg	pf	dq	a	to	blk	stl	pts	avg
01	Fred Thomas	8-8	227	28.4	30-74	.405	18-41	.439	26-33	.788	6	32	38	4.8	20	0	7	15	5	12	104	13.0
20	Gavin Ware	8-8	201	25.1	39-73	.534	0-0	.000	22-27	.815	19	33	52	6.5	21	1	3	9	16	1	100	12.5
25	Roquez Johnson	8-7	212	26.5	37-64	.578	0-0	.000	14-25	.560	19	22	41	5.1	15	0	7	17	1	8	88	11.0
03	Trivante Bloodman	8-8	214	26.8	17-35	.486	0-6	.000	29-35	.829	5	12	17	2.1	18	0	31	21	0	11	63	7.9
23	Travis Daniels	8-8	213	26.6	22-54	.407	6-21	.286	12-20	.600	14	31	45	5.6	12	0	5	14	1	5	62	7.8
15	I.J. Ready	6-0	108	18.0	9-24	.375	2-13	.154	6-8	.750	1	8	9	1.5	6	0	13	4	0	9	26	4.3
22	Fallou Ndoye	8-0	123	15.4	8-13	.615	0-0	.000	7-10	.700	8	14	22	2.8	18	2	2	8	2	2	23	2.9
00	Maurice Dunlap	6-0	56	9.3	5-18	.278	2-11	.182	5-6	.833	1	3	4	0.7	8	0	1	3	0	2	17	2.8
02	Demetrius Houston	7-0	105	15.0	6-29	.207	1-8	.125	4-7	.571	5	23	28	4.0	9	0	2	12	1	3	17	2.4
32	Craig Sword	4-1	55	13.8	3-11	.273	2-8	.250	0-1	.000	0	7	7	1.8	5	0	2	10	1	1	8	2.0
33	Oliver Black	8-0	76	9.5	2-5	.400	0-0	.000	3-7	.429	6	9	15	1.9	8	0	1	6	1	1	7	0.9
10	Jeffery Johnson	2-0	4	2.0	0-0	.000	0-0	.000	0-0	.000	0	1	1	0.5	0	0	0	1	0	0	0	0.0
05	Isaiah Butler	2-0	4	2.0	0-1	.000	0-1	.000	0-0	.000	0	0	0	0.0	0	0	1	1	0	0	0	0.0
Team											8	18	26					1				
Total.....		8	1598		178-401	.444	31-109	.284	128-179	.715	92	213	305	38.1	140	3	75	122	28	55	515	64.4
Opponents.....		8	1600		170-438	.388	50-170	.294	72-126	.571	86	155	241	30.1	143	-	85	104	21	61	462	57.8

TEAM STATISTICS	MS	OPP
SCORING	515	462
Points per game	64.4	57.8
Scoring margin	+6.6	-
FIELD GOALS-ATT	178-401	170-438
Field goal pct	.444	.388
3 POINT FG-ATT	31-109	50-170
3-point FG pct	.284	.294
3-pt FG made per game	3.9	6.3
FREE THROWS-ATT	128-179	72-126
Free throw pct	.715	.571
F-Throws made per game	16.0	9.0
REBOUNDS	305	241
Rebounds per game	38.1	30.1
Rebounding margin	+8.0	-
ASSISTS	75	85
Assists per game	9.4	10.6
TURNOVERS	122	104
Turnovers per game	15.3	13.0
Turnover margin	-2.2	-
Assist/turnover ratio	0.6	0.8
STEALS	55	61
Steals per game	6.9	7.6
BLOCKS	28	21
Blocks per game	3.5	2.6
ATTENDANCE	25596	10911
Home games-Avg/Game	4-6399	2-2847
Neutral site-Avg/Game	-	2-2608

Date	Opponent		Score	Att.
11-14-14	WESTERN CAROLINA	w	66-56	6261
11-17-14	MISSISSIPPI VALLEY	w	89-68	6065
11-22-14	UTAH STATE	w	71-63	7240
11-24-14	CLAYTON STATE	w	59-46	6030
! 11-28-14	vs St. Louis	w	75-50	2350
! 11/29/14	vs TCU	L	52-61	2867
12/06/14	at Tulane	L	54-59	1483
12/13/14	at Oregon State	L	49-59	4211

\* = Conference game

Score by Periods	1st	2nd	Totals
Mississippi State	259	256	515
Opponents	235	227	462



**2014-15 Mississippi State Basketball**  
**Mississippi State Season Schedule/Results & Leaders (as of Dec 13, 2014)**  
**All games**



<b>RECORD:</b>	<b>OVERALL</b>	<b>HOME</b>	<b>AWAY</b>	<b>NEUTRAL</b>
ALL GAMES	5-3	4-0	0-2	1-1
CONFERENCE	0-0	0-0	0-0	0-0
NON-CONFERENCE	5-3	4-0	0-2	1-1

<b>Date</b>	<b>Opponent</b>	<b>Score</b>	<b>Att.</b>	<b>High Points</b>	<b>High Rebounds</b>
11-14-14	WESTERN CAROLINA	W 66-56	6261	(16)Roquez Johnson	(10)Gavin Ware
11-17-14	MISSISSIPPI VALLEY	W 89-68	6065	(20)Roquez Johnson	(8)Gavin Ware
11-22-14	UTAH STATE	W 71-63	7240	(15)Roquez Johnson	(8)Gavin Ware
				(15)Fred Thomas	(8)Travis Daniels
11-24-14	CLAYTON STATE	W 59-46	6030	(15)Roquez Johnson	(8)Roquez Johnson
11-28-14	!vs St. Louis	W 75-50	2350	(21)Travis Daniels	(6)Travis Daniels
11/29/14	!vs TCU	52-61 L	2867	(14)Fred Thomas	(5)Fallou Ndoye
					(5)Travis Daniels
12/06/14	at Tulane	54-59 L	1483	(13)Travis Daniels	(9)Travis Daniels
12/13/14	at Oregon State	49-59 L	4211	(16)Fred Thomas	(9)Fred Thomas

\* = Conference game

<b>Attendance Summary</b>	<b>Games</b>	<b>Attend</b>	<b>Avg/Game</b>
Home	4	25596	6399
Away	2	5694	2847
Neutral	2	5217	2608
Total	8	36507	4563

**2014-15 Mississippi State Basketball**  
**Mississippi State Team Game-by-Game Comparison (as of Dec 13, 2014)**  
**All games**



Opponent	1st	2nd	Score	Mar	Total FG	FG Pct	3-Pointers	3FG Pct	Free Throws	FT Pct	Rebounds	Assist	T/Over	Block	Steal	Fouls
WESTERN CAROLINA	31/30	35/26	66-56	+10	17-37/21-58	.459/.362	4-9/9-24	.444/.375	28-37/5-10	.757/.500	39/27 +12	7/12	16/11	5/4	5/10	18/22
MISSISSIPPI VALLEY	58/34	31/34	89-68	+21	31-52/24-68	.596/.353	4-15/8-28	.267/.286	23-32/12-18	.719/.667	47/25 +22	16/12	26/16	6/0	6/16	17/21
UTAH STATE	34/38	37/25	71-63	+8	24-52/20-47	.462/.426	4-15/10-27	.267/.370	19-27/13-17	.704/.765	38/21 +17	12/12	12/13	2/4	7/7	15/20
CLAYTON STATE	29/18	30/28	59-46	+13	19-50/18-52	.380/.346	0-7/4-21	.000/.190	21-27/6-15	.778/.400	43/30 +13	5/5	11/12	4/3	11/6	16/19
St. Louis	37/27	38/23	75-50	+25	30-54/20-55	.556/.364	8-17/5-20	.471/.250	7-9/5-13	.778/.385	39/24 +15	17/4	14/11	5/3	4/4	16/12
TCU	21/30	31/31	52-61	(9)	19-52/22-45	.365/.489	3-10/2-12	.300/.167	11-20/15-29	.550/.517	33/37 (4)	3/12	12/15	3/2	10/3	25/20
Tulane	26/28	28/31	54-59	(5)	21-55/23-54	.382/.426	2-13/7-19	.154/.368	10-16/6-11	.625/.545	32/37 (5)	8/13	14/16	2/3	7/9	16/16
Oregon State	23/30	26/29	49-59	(10)	17-49/22-59	.347/.373	6-23/5-19	.261/.263	9-11/10-13	.818/.769	34/40 (6)	7/15	17/10	1/2	5/6	17/13

Note: Game totals are displayed in the format TEAM/OPPONENT for each category

**2014-15 Mississippi State Basketball**  
**Mississippi State Category Leaders (as of Dec 13, 2014)**  
**All games**



<b>Points</b>	<b>G</b>	<b>Pts</b>	<b>Pts/G</b>
Fred Thomas	8	104	13.0
Gavin Ware	8	100	12.5
Roquez Johnson	8	88	11.0
Trivante Bloodman	8	63	7.9
Travis Daniels	8	62	7.8
I.J. Ready	6	26	4.3
Fallou Ndoeye	8	23	2.9
Demetrius Houston	7	17	2.4
Maurice Dunlap	6	17	2.8
Craig Sword	4	8	2.0
Oliver Black	8	7	0.9

<b>Scoring Average</b>	<b>G</b>	<b>Pts</b>	<b>Avg/G</b>
Fred Thomas	8	104	13.0
Gavin Ware	8	100	12.5
Roquez Johnson	8	88	11.0
Trivante Bloodman	8	63	7.9
Travis Daniels	8	62	7.8
I.J. Ready	6	26	4.3
Fallou Ndoeye	8	23	2.9
Maurice Dunlap	6	17	2.8
Demetrius Houston	7	17	2.4
Craig Sword	4	8	2.0
Oliver Black	8	7	0.9
Jeffery Johnson	2	0	0.0
Isaiah Butler	2	0	0.0

<b>FG Percentage</b>	<b>FG</b>	<b>Att</b>	<b>Pct</b>
Fallou Ndoeye	8	13	.615
Roquez Johnson	37	64	.578
Gavin Ware	39	73	.534
Trivante Bloodman	17	35	.486
Travis Daniels	22	54	.407
Fred Thomas	30	74	.405
Oliver Black	2	5	.400
I.J. Ready	9	24	.375
Maurice Dunlap	5	18	.278
Craig Sword	3	11	.273
Demetrius Houston	6	29	.207
Isaiah Butler	0	1	.000

<b>Field Goal Attempts</b>	<b>G</b>	<b>Att</b>	<b>Att/G</b>
Fred Thomas	8	74	9.3
Gavin Ware	8	73	9.1
Roquez Johnson	8	64	8.0
Travis Daniels	8	54	6.8
Trivante Bloodman	8	35	4.4

<b>Field Goals Made</b>	<b>G</b>	<b>Made</b>	<b>Made/G</b>
Gavin Ware	8	39	4.9
Roquez Johnson	8	37	4.6
Fred Thomas	8	30	3.8
Travis Daniels	8	22	2.8
Trivante Bloodman	8	17	2.1

<b>3-Point Percentage</b>	<b>3FG</b>	<b>Att</b>	<b>Pct</b>
Fred Thomas	18	41	.439
Travis Daniels	6	21	.286
Craig Sword	2	8	.250
Maurice Dunlap	2	11	.182
I.J. Ready	2	13	.154
Demetrius Houston	1	8	.125
Trivante Bloodman	0	6	.000
Isaiah Butler	0	1	.000

<b>3-Point FG Attempts</b>	<b>G</b>	<b>Att</b>	<b>Att/G</b>
Fred Thomas	8	41	5.1
Travis Daniels	8	21	2.6
I.J. Ready	6	13	2.2
Maurice Dunlap	6	11	1.8
Demetrius Houston	7	8	1.1
Craig Sword	4	8	2.0

<b>3-Point FG Made</b>	<b>G</b>	<b>Made</b>	<b>Made/G</b>
Fred Thomas	8	18	2.3
Travis Daniels	8	6	0.8
Maurice Dunlap	6	2	0.3
Craig Sword	4	2	0.5
I.J. Ready	6	2	0.3

<b>Free Throw Percent</b>	<b>FG</b>	<b>Att</b>	<b>Pct</b>
Maurice Dunlap	5	6	.833
Trivante Bloodman	29	35	.829
Gavin Ware	22	27	.815
Fred Thomas	26	33	.788
I.J. Ready	6	8	.750
Fallou Ndoeye	7	10	.700
Travis Daniels	12	20	.600
Demetrius Houston	4	7	.571
Roquez Johnson	14	25	.560
Oliver Black	3	7	.429
Craig Sword	0	1	.000

<b>Free Throw Attempts</b>	<b>G</b>	<b>Att</b>	<b>Att/G</b>
Trivante Bloodman	8	35	4.4
Fred Thomas	8	33	4.1
Gavin Ware	8	27	3.4
Roquez Johnson	8	25	3.1
Travis Daniels	8	20	2.5

<b>Free Throws Made</b>	<b>G</b>	<b>Made</b>	<b>Made/G</b>
Trivante Bloodman	8	29	3.6
Fred Thomas	8	26	3.3
Gavin Ware	8	22	2.8
Roquez Johnson	8	14	1.8
Travis Daniels	8	12	1.5

**2014-15 Mississippi State Basketball**  
**Mississippi State Category Leaders (as of Dec 13, 2014)**  
**All games**



<b>Rebounds</b>	<b>G</b>	<b>Reb</b>	<b>Reb/G</b>
Gavin Ware	8	52	6.5
Travis Daniels	8	45	5.6
Roquez Johnson	8	41	5.1
Fred Thomas	8	38	4.8
Demetrius Houston	7	28	4.0

<b>Rebound Average</b>	<b>G</b>	<b>Reb</b>	<b>Avg/G</b>
Gavin Ware	8	52	6.5
Travis Daniels	8	45	5.6
Roquez Johnson	8	41	5.1
Fred Thomas	8	38	4.8
Demetrius Houston	7	28	4.0

<b>Offensive Rebounds</b>	<b>G</b>	<b>No.</b>	<b>Avg/G</b>
Roquez Johnson	8	19	2.4
Gavin Ware	8	19	2.4
Travis Daniels	8	14	1.8
Fallou Ndoeye	8	8	1.0
Fred Thomas	8	6	0.8
Oliver Black	8	6	0.8

<b>Defensive Rebounds</b>	<b>G</b>	<b>No.</b>	<b>Avg/G</b>
Gavin Ware	8	33	4.1
Fred Thomas	8	32	4.0
Travis Daniels	8	31	3.9
Demetrius Houston	7	23	3.3
Roquez Johnson	8	22	2.8

<b>Fouls</b>	<b>G</b>	<b>No.</b>	<b>Per/G</b>
Gavin Ware	8	21	2.6
Fred Thomas	8	20	2.5
Trivante Bloodman	8	18	2.3
Fallou Ndoeye	8	18	2.3
Roquez Johnson	8	15	1.9

<b>Foulouts</b>	<b>G</b>	<b>No.</b>
Fallou Ndoeye	8	2
Gavin Ware	8	1

<b>Assists</b>	<b>G</b>	<b>No.</b>	<b>Ast/G</b>
Trivante Bloodman	8	31	3.9
I.J. Ready	6	13	2.2
Roquez Johnson	8	7	0.9
Fred Thomas	8	7	0.9
Travis Daniels	8	5	0.6

<b>Steals</b>	<b>G</b>	<b>No.</b>	<b>Stl/G</b>
Fred Thomas	8	12	1.5
Trivante Bloodman	8	11	1.4
I.J. Ready	6	9	1.5
Roquez Johnson	8	8	1.0
Travis Daniels	8	5	0.6

<b>Blocked Shots</b>	<b>G</b>	<b>No.</b>	<b>Blk/G</b>
Gavin Ware	8	16	2.0
Fred Thomas	8	5	0.6
Fallou Ndoeye	8	2	0.3
Craig Sword	4	1	0.3
Roquez Johnson	8	1	0.1
Oliver Black	8	1	0.1
Travis Daniels	8	1	0.1
Demetrius Houston	7	1	0.1

<b>Minutes</b>	<b>G</b>	<b>No.</b>	<b>Min/G</b>
Fred Thomas	8	227	28.4
Trivante Bloodman	8	214	26.8
Travis Daniels	8	213	26.6
Roquez Johnson	8	212	26.5
Gavin Ware	8	201	25.1

<b>Turnovers</b>	<b>G</b>	<b>No.</b>	<b>TO/G</b>
Trivante Bloodman	8	21	2.6
Roquez Johnson	8	17	2.1
Fred Thomas	8	15	1.9
Travis Daniels	8	14	1.8
Demetrius Houston	7	12	1.7



**2014-15 Mississippi State Basketball**  
**Mississippi State Team High/Low Analysis (as of Dec 13, 2014)**  
**All games**



**Mississippi State - TEAM GAME HIGHS**

POINTS	89	MISSISSIPPI VALLEY (11-17-14)
	75	vs St. Louis (11-28-14)
	71	UTAH STATE (11-22-14)
	66	WESTERN CAROLINA (11-14-14)
	59	CLAYTON STATE (11-24-14)
FIELD GOALS MADE	31	MISSISSIPPI VALLEY (11-17-14)
	30	vs St. Louis (11-28-14)
FIELD GOAL ATTEMPTS	55	at Tulane (12/06/14)
	54	vs St. Louis (11-28-14)
FIELD GOAL PERCENTAGE	.596 (31-52)	MISSISSIPPI VALLEY (11-17-14)
	.556 (30-54)	vs St. Louis (11-28-14)
3 PT FIELD GOALS MADE	8	vs St. Louis (11-28-14)
	6	at Oregon State (12/13/14)
3 PT FG ATTEMPTS	23	at Oregon State (12/13/14)
	17	vs St. Louis (11-28-14)
3 PT FG PERCENTAGE	.471 (8-17)	vs St. Louis (11-28-14)
	.444 (4-9)	WESTERN CAROLINA (11-14-14)
FREE THROWS MADE	28	WESTERN CAROLINA (11-14-14)
	23	MISSISSIPPI VALLEY (11-17-14)
FREE THROW ATTEMPTS	37	WESTERN CAROLINA (11-14-14)
	32	MISSISSIPPI VALLEY (11-17-14)
FREE THROW PERCENTAGE	.818 (9-11)	at Oregon State (12/13/14)
	.778 (21-27)	CLAYTON STATE (11-24-14)
	.778 (7-9)	vs St. Louis (11-28-14)
REBOUNDS	47	MISSISSIPPI VALLEY (11-17-14)
	43	CLAYTON STATE (11-24-14)
ASSISTS	17	vs St. Louis (11-28-14)
	16	MISSISSIPPI VALLEY (11-17-14)
STEALS	11	CLAYTON STATE (11-24-14)
	10	vs TCU (11/29/14)
BLOCKED SHOTS	6	MISSISSIPPI VALLEY (11-17-14)
	5	vs St. Louis (11-28-14)
	5	WESTERN CAROLINA (11-14-14)
TURNOVERS	26	MISSISSIPPI VALLEY (11-17-14)
	17	at Oregon State (12/13/14)
FOULS	25	vs TCU (11/29/14)
	18	WESTERN CAROLINA (11-14-14)

**2014-15 Mississippi State Basketball**  
**Mississippi State High/Low Analysis (as of Dec 13, 2014)**  
**All games**



**Opponent - GAME HIGHS**

POINTS	68	MISSISSIPPI VALLEY (11-17-14)
	63	UTAH STATE (11-22-14)
	61	vs TCU (11/29/14)
	59	at Oregon State (12/13/14)
	59	at Tulane (12/06/14)
FIELD GOALS MADE	24	MISSISSIPPI VALLEY (11-17-14)
	23	at Tulane (12/06/14)
FIELD GOAL ATTEMPTS	68	MISSISSIPPI VALLEY (11-17-14)
	59	at Oregon State (12/13/14)
FIELD GOAL PERCENTAGE	.489 (22-45)	vs TCU (11/29/14)
	.426 (23-54)	at Tulane (12/06/14)
3 PT FIELD GOALS MADE	10	UTAH STATE (11-22-14)
	9	WESTERN CAROLINA (11-14-14)
3 PT FG ATTEMPTS	28	MISSISSIPPI VALLEY (11-17-14)
	27	UTAH STATE (11-22-14)
3 PT FG PERCENTAGE	.375 (9-24)	WESTERN CAROLINA (11-14-14)
	.370 (10-27)	UTAH STATE (11-22-14)
FREE THROWS MADE	15	vs TCU (11/29/14)
	13	UTAH STATE (11-22-14)
FREE THROW ATTEMPTS	29	vs TCU (11/29/14)
	18	MISSISSIPPI VALLEY (11-17-14)
FREE THROW PERCENTAGE	.769 (10-13)	at Oregon State (12/13/14)
	.765 (13-17)	UTAH STATE (11-22-14)
REBOUNDS	40	at Oregon State (12/13/14)
	37	at Tulane (12/06/14)
	37	vs TCU (11/29/14)
ASSISTS	15	at Oregon State (12/13/14)
	13	at Tulane (12/06/14)
STEALS	16	MISSISSIPPI VALLEY (11-17-14)
	10	WESTERN CAROLINA (11-14-14)
BLOCKED SHOTS	4	UTAH STATE (11-22-14)
	4	WESTERN CAROLINA (11-14-14)
TURNOVERS	16	at Tulane (12/06/14)
	16	MISSISSIPPI VALLEY (11-17-14)
FOULS	22	WESTERN CAROLINA (11-14-14)
	21	MISSISSIPPI VALLEY (11-17-14)

**2014-15 Mississippi State Basketball**  
**Mississippi State High/Low Analysis (as of Dec 13, 2014)**  
**All games**



**Mississippi State - GAME LOWS**

POINTS	49	at Oregon State (12/13/14)
	52	vs TCU (11/29/14)
	54	at Tulane (12/06/14)
	59	CLAYTON STATE (11-24-14)
	66	WESTERN CAROLINA (11-14-14)
FIELD GOALS MADE	17	WESTERN CAROLINA (11-14-14)
	17	at Oregon State (12/13/14)
FIELD GOAL ATTEMPTS	37	WESTERN CAROLINA (11-14-14)
	49	at Oregon State (12/13/14)
FIELD GOAL PERCENTAGE	.347 (17-49)	at Oregon State (12/13/14)
	.365 (19-52)	vs TCU (11/29/14)
3 PT FIELD GOALS MADE	0	CLAYTON STATE (11-24-14)
	2	at Tulane (12/06/14)
3 PT FG ATTEMPTS	7	CLAYTON STATE (11-24-14)
	9	WESTERN CAROLINA (11-14-14)
3 PT FG PERCENTAGE	.000 (0-7)	CLAYTON STATE (11-24-14)
	.154 (2-13)	at Tulane (12/06/14)
FREE THROWS MADE	7	vs St. Louis (11-28-14)
	9	at Oregon State (12/13/14)
FREE THROW ATTEMPTS	9	vs St. Louis (11-28-14)
	11	at Oregon State (12/13/14)
FREE THROW PERCENTAGE	.550 (11-20)	vs TCU (11/29/14)
	.625 (10-16)	at Tulane (12/06/14)
REBOUNDS	32	at Tulane (12/06/14)
	33	vs TCU (11/29/14)
ASSISTS	3	vs TCU (11/29/14)
	5	CLAYTON STATE (11-24-14)
STEALS	4	vs St. Louis (11-28-14)
	5	WESTERN CAROLINA (11-14-14)
	5	at Oregon State (12/13/14)
BLOCKED SHOTS	1	at Oregon State (12/13/14)
	2	UTAH STATE (11-22-14)
	2	at Tulane (12/06/14)
TURNOVERS	11	CLAYTON STATE (11-24-14)
	12	UTAH STATE (11-22-14)
	12	vs TCU (11/29/14)
FOULS	15	UTAH STATE (11-22-14)
	16	CLAYTON STATE (11-24-14)
	16	vs St. Louis (11-28-14)
	16	at Tulane (12/06/14)

**2014-15 Mississippi State Basketball**  
**Mississippi State High/Low Analysis (as of Dec 13, 2014)**  
**All games**



**Opponent - GAME LOWS**

POINTS	46	CLAYTON STATE (11-24-14)
	50	vs St. Louis (11-28-14)
	56	WESTERN CAROLINA (11-14-14)
	59	at Tulane (12/06/14)
	59	at Oregon State (12/13/14)
FIELD GOALS MADE	18	CLAYTON STATE (11-24-14)
	20	UTAH STATE (11-22-14)
	20	vs St. Louis (11-28-14)
FIELD GOAL ATTEMPTS	45	vs TCU (11/29/14)
	47	UTAH STATE (11-22-14)
FIELD GOAL PERCENTAGE	.346 (18-52)	CLAYTON STATE (11-24-14)
	.353 (24-68)	MISSISSIPPI VALLEY (11-17-14)
3 PT FIELD GOALS MADE	2	vs TCU (11/29/14)
	4	CLAYTON STATE (11-24-14)
3 PT FG ATTEMPTS	12	vs TCU (11/29/14)
	19	at Tulane (12/06/14)
	19	at Oregon State (12/13/14)
3 PT FG PERCENTAGE	.167 (2-12)	vs TCU (11/29/14)
	.190 (4-21)	CLAYTON STATE (11-24-14)
FREE THROWS MADE	5	WESTERN CAROLINA (11-14-14)
	5	vs St. Louis (11-28-14)
FREE THROW ATTEMPTS	10	WESTERN CAROLINA (11-14-14)
	11	at Tulane (12/06/14)
FREE THROW PERCENTAGE	.385 (5-13)	vs St. Louis (11-28-14)
	.400 (6-15)	CLAYTON STATE (11-24-14)
REBOUNDS	21	UTAH STATE (11-22-14)
	24	vs St. Louis (11-28-14)
ASSISTS	4	vs St. Louis (11-28-14)
	5	CLAYTON STATE (11-24-14)
STEALS	3	vs TCU (11/29/14)
	4	vs St. Louis (11-28-14)
BLOCKED SHOTS	0	MISSISSIPPI VALLEY (11-17-14)
	2	vs TCU (11/29/14)
	2	at Oregon State (12/13/14)
TURNOVERS	10	at Oregon State (12/13/14)
	11	WESTERN CAROLINA (11-14-14)
	11	vs St. Louis (11-28-14)
FOULS	12	vs St. Louis (11-28-14)
	13	at Oregon State (12/13/14)



**2014-15 Mississippi State Basketball**  
**Mississippi State Player High/Low Analysis (as of Dec 13, 2014)**  
**All games**



**Mississippi State - INDIVIDUAL GAME HIGHS**

Points	21		Travis Daniels vs St. Louis (11-28-14)
	20		Roquez Johnson vs Mississippi Valley (11-17-14)
	19		Gavin Ware vs Mississippi Valley (11-17-14)
	17		Fred Thomas vs Mississippi Valley (11-17-14)
	16		Fred Thomas at Oregon State (12/13/14)
	16		Gavin Ware vs St. Louis (11-28-14)
	16		Roquez Johnson vs Western Carolina (11-14-14)
Field Goals Made	9		Roquez Johnson vs Mississippi Valley (11-17-14)
	9		Gavin Ware vs Mississippi Valley (11-17-14)
Field Goal Att.	13		Roquez Johnson vs Clayton State (11-24-14)
	12		Fred Thomas at Tulane (12/06/14)
	12		Gavin Ware vs TCU (11/29/14)
	12		Fred Thomas vs Utah State (11-22-14)
	12		Roquez Johnson vs Utah State (11-22-14)
FG Pct (min 5 made)	.900	(9-10)	Roquez Johnson vs Mississippi Valley (11-17-14)
	.857	(6-7)	Gavin Ware vs Utah State (11-22-14)
3-Point FG Made	4		Travis Daniels vs St. Louis (11-28-14)
	3		Fred Thomas at Oregon State (12/13/14)
	3		Fred Thomas vs TCU (11/29/14)
	3		Fred Thomas vs St. Louis (11-28-14)
	3		Fred Thomas vs Mississippi Valley (11-17-14)
3-Point FG Att.	8		Fred Thomas at Oregon State (12/13/14)
	7		Craig Sword at Oregon State (12/13/14)
3-Pt FG Pct (min 2 made)	.800	(4-5)	Travis Daniels vs St. Louis (11-28-14)
	.750	(3-4)	Fred Thomas vs Mississippi Valley (11-17-14)
Free Throws Made	8		Trivante Bloodman vs Clayton State (11-24-14)
	7		Gavin Ware vs Clayton State (11-24-14)
Free Throw Att.	9		Fred Thomas vs Utah State (11-22-14)
	9		Roquez Johnson vs Western Carolina (11-14-14)
FT Pct (min 3 made)	1.000	(8-8)	Trivante Bloodman vs Clayton State (11-24-14)
	1.000	(6-6)	Trivante Bloodman vs Utah State (11-22-14)
	1.000	(5-5)	Fred Thomas at Oregon State (12/13/14)
	1.000	(5-5)	Fred Thomas vs Western Carolina (11-14-14)
	1.000	(3-3)	Trivante Bloodman at Oregon State (12/13/14)
	1.000	(3-3)	Fred Thomas vs St. Louis (11-28-14)
	1.000	(3-3)	Fallou Ndoeye vs Utah State (11-22-14)
Rebounds	10		Gavin Ware vs Western Carolina (11-14-14)
	9		Fred Thomas at Oregon State (12/13/14)
	9		Travis Daniels at Tulane (12/06/14)
Assists	7		Trivante Bloodman vs Mississippi Valley (11-17-14)
	6		Trivante Bloodman vs Utah State (11-22-14)
	6		Trivante Bloodman vs Western Carolina (11-14-14)
Steals	5		Fred Thomas vs Clayton State (11-24-14)
	4		Trivante Bloodman vs Mississippi Valley (11-17-14)
Blocked Shots	3		Gavin Ware vs St. Louis (11-28-14)
	3		Gavin Ware vs Mississippi Valley (11-17-14)
	3		Gavin Ware vs Western Carolina (11-14-14)
Turnovers	6		Craig Sword at Oregon State (12/13/14)
	6		Fred Thomas vs Mississippi Valley (11-17-14)
Fouls	5		Gavin Ware vs TCU (11/29/14)
	5		Fallou Ndoeye vs TCU (11/29/14)
	5		Fallou Ndoeye vs St. Louis (11-28-14)
Minutes	35		Roquez Johnson vs Utah State (11-22-14)

**2014-15 Mississippi State Basketball**  
**Mississippi State Opponent High/Low Analysis (as of Dec 13, 2014)**  
**All games**



**OPPONENT INDIVIDUAL GAME HIGHS**

Points	20	James Sinclair vs Western Carolina (11-14-14)
	18	Jordan Washington vs Mississippi Valley (11-17-14)
	17	HOOK, Jay at Tulane (12/06/14)
	17	Tyler Corley vs Mississippi Valley (11-17-14)
	14	Kelsey Terry vs Clayton State (11-24-14)
	14	SMITH, Chris vs Utah State (11-22-14)
	14	PERKINS, Darius vs Utah State (11-22-14)
	14	Rhett Harrelson vs Western Carolina (11-14-14)
Field Goals Made	7	Jordan Washington vs Mississippi Valley (11-17-14)
	7	James Sinclair vs Western Carolina (11-14-14)
Field Goal Att.	18	Tyler Corley vs Mississippi Valley (11-17-14)
	15	STARK, Jonathan at Tulane (12/06/14)
	15	Kelsey Terry vs Clayton State (11-24-14)
	15	Mike Brown vs Western Carolina (11-14-14)
FG Pct (min 5 made)	.667 (6-9)	HOOK, Jay at Tulane (12/06/14)
	.625 (5-8)	Fields, Amric vs TCU (11/29/14)
	.625 (5-8)	JC Bonny vs Clayton State (11-24-14)
3-Point FG Made	5	HOOK, Jay at Tulane (12/06/14)
	4	PERKINS, Darius vs Utah State (11-22-14)
3-Point FG Att.	11	PERKINS, Darius vs Utah State (11-22-14)
	9	Rhett Harrelson vs Western Carolina (11-14-14)
3-Pt FG Pct (min 2 made)	.667 (2-3)	McGLASTON, Jojo vs Utah State (11-22-14)
	.625 (5-8)	HOOK, Jay at Tulane (12/06/14)
Free Throws Made	5	Reid, Jarmal at Oregon State (12/13/14)
	5	SMITH, Chris vs Utah State (11-22-14)
	5	Tyler Corley vs Mississippi Valley (11-17-14)
Free Throw Att.	11	Washburn, Chris vs TCU (11/29/14)
	8	JC Bonny vs Clayton State (11-24-14)
FT Pct (min 3 made)	1.000 (3-3)	Collins, Chauncey vs TCU (11/29/14)
	.833 (5-6)	Reid, Jarmal at Oregon State (12/13/14)
	.833 (5-6)	SMITH, Chris vs Utah State (11-22-14)
	.833 (5-6)	Tyler Corley vs Mississippi Valley (11-17-14)
Rebounds	11	Williams, Kenrich vs TCU (11/29/14)
	8	PaytonII, Gary at Oregon State (12/13/14)
	8	Washburn, Chris vs TCU (11/29/14)
Assists	5	Duvivier, Malcolm at Oregon State (12/13/14)
	4	DABNEY, Louis at Tulane (12/06/14)
Steals	5	Charles Bargman vs Mississippi Valley (11-17-14)
	4	Justin Browning vs Western Carolina (11-14-14)
Blocked Shots	2	Gideon Oji vs Clayton State (11-24-14)
	2	COLLETTE, David vs Utah State (11-22-14)
	2	Justin Browning vs Western Carolina (11-14-14)
Turnovers	5	STARK, Jonathan at Tulane (12/06/14)
	5	PERKINS, Darius vs Utah State (11-22-14)
	5	DeAngelo Priar vs Mississippi Valley (11-17-14)
Fouls	5	Anderson, Kyan vs TCU (11/29/14)
	5	Gideon Oji vs Clayton State (11-24-14)
	5	Vacha Vaughn vs Mississippi Valley (11-17-14)
	5	Justin Browning vs Western Carolina (11-14-14)
	5	Kenneth Hall vs Western Carolina (11-14-14)
	5	Torrion Brummitt vs Western Carolina (11-14-14)