

2014-15 ARKANSAS STATE MEN'S BASKETBALL

Dennen Cuthbertson, Assistant Athletics Media Relations Director • Office: 870-972-3383 • Cell: 870-820-0594 • Email: mcuthbertson@astate.edu
Men's Basketball Twitter: @AStateMB • Twitter In-Game Updates: @AStateGameDay, #AStateMB • Athletics Website: AStateRedWolves.com

2014-15 A-State Schedule

DATE	OPPONENT (TV)	TIME/RESULT
Nov. 5	Henderson State (<i>Exhibition</i>)	W, 84-64
Nov. 12	Southern Arkansas (<i>Exhibition</i>)	L, 69-67
Nov. 17	Tennessee-Martin	L, 75-73
Nov. 24	Lamar	L, 63-58
Dec. 1	at Central Arkansas	W, 67-49
Dec. 6	Belhaven	W, 95-68
Dec. 10	at Purdue (ESPN3)	L, 87-46
Dec. 13	at Toledo	L, 73-65
Dec. 17	at Mississippi State (SEC Network)	6 p.m.
Dec. 20	Marshall	2 p.m.
Dec. 23	at Niagara	6 p.m.
Dec. 30	at South Alabama*	7:05 p.m.
Jan. 3	Appalachian State*	7:05 p.m.
Jan. 5	at ULM*	7 p.m.
Jan. 8	Georgia Southern*	7 p.m.
Jan. 10	at UT Arlington*	7:15 p.m.
Jan. 15	at Appalachian State*	6:30 p.m.
Jan. 17	Texas State* (ESPN3)	7:05 p.m.
Jan. 19	Georgia State*	7:30 p.m.
Jan. 22	at Louisiana-Lafayette*	7:15 p.m.
Jan. 24	at Troy*	7:30 p.m.
Jan. 29	UALR*	7:30 p.m.
Jan. 31	at Georgia State*	1 p.m.
Feb. 5	Troy*	7:05 p.m.
Feb. 12	at Georgia Southern*	6:30 p.m.
Feb. 19	at UALR*	7:30 p.m.
Feb. 21	ULM*	7:05 p.m.
Feb. 26	UT Arlington*	7:30 p.m.
Feb. 28	at Texas State*	4:30 p.m.
Mar. 5	South Alabama*	7:30 p.m.
Mar. 7	Louisiana-Lafayette*	7:05 p.m.
Mar. 12-15	SBC Tournament (New Orleans, La.)	TBA

All times listed are Central

All home games in bold

* - Sun Belt Conference Game

MISSISSIPPI STATE PROBABLE STARTERS

G #1	Fred Thomas	13.0 PPG, 4.8 RPG, 0.9 APG
G #3	Trivante Bloodman	7.9 PPG, 2.1 RPG, 3.9 APG
G #32	Craig Sword	2.0 PPG, 1.8 RPG, 0.5 APG
F #20	Gavin Ware	12.5 PPG, 6.5 RPG, 2.0 BPG
F #23	Travis Daniels	7.8 PPG, 5.6 RPG, 0.6 APG

(Based off last game)



ARKANSAS STATE
RED WOLVES
(2-4, 0-0 SUN BELT)

Head Coach: John Brady
Year: 7th Season
Record at A-State: 101-95 (7 yrs.)
Career Record: 382-311 (23 yrs.)
vs. Mississippi State: 9-15
MBB SID: Dennen Cuthbertson

Top Players (per game):
Points: Anthony Livingston (17.3)
Rebounds: Anthony Livingston (6.5)
Assists: PJ Hardwick (5.0)
Blocks: Anthony Livingston (1.2)
Steals: Cameron Golden (2.3)



MISSISSIPPI STATE
BULLDOGS
(5-3, 0-0 SOUTHEASTERN)

Head Coach: Rick Ray
Year: 3rd Season
Record at Miss. St.: 29-44 (3 yrs.)
Career Record: Same
vs. A-State: 0-0
MBB SID: Gregg Ellis

Top Players (per game):
Points: Fred Thomas (13.0)
Rebounds: Gavin Ware (6.5)
Assists: Trivante Bloodman (3.9)
Blocks: Gavin Ware (2.0)
Steals: Fred Thomas (1.5)

GAME INFORMATION

DATE: Wednesday, Dec. 17, 2014
TIPOFF: 6:00 p.m. (CT)
LOCATION: Starkville, Miss.
ARENA: Humphrey Coliseum
ARENA CAPACITY: 10,575
TELEVISION: SEC Network
TV TALENT: Matt Stewart (play-by-play), Dane Bradshaw (Analyst)
RADIO: East Arkansas Broadcasters
Red Wolves Sports Network
107.9 KFIN-FM (Jonesboro) - Flagship
TALENT: Matt Stolz (play-by-play)
ONLINE AUDIO: AStateRedWolves.com
LIVE STATS: AStateRedWolves.com

SERIES HISTORY

Overall.....A-State trails 2-9
Last Meeting.....MSU W, 68-63 (11/21/05)
Location.....Starkville
Streak.....Miss. St. W5
In Jonesboro.....Miss. St. leads 3-2
In Starkville.....Miss. St. leads 6-0

QUICK HITS

- A-State dropped to 2-4 on the young season with a 73-65 loss at Toledo. A-State led by as many as 14 points in the first half, but an 11-2 run by the Rockets closed the Red Wolves' lead to 42-37 at halftime. A-State managed to tie the game at 65-65 late, but Toledo clinched the win with an 8-0 run to end the contest.
- A-State dropped to 0-4 all-time against Toledo and lost to them for the second consecutive season after dropping a 78-65 decision in Jonesboro last year. A-State fell to 1-4 against Mid-American Conference opponents under head coach John Brady.
- The Red Wolves outshot the Rockets 43.1 percent (25-58) to 41.1 percent (23-56) and shot 9-23 (39.1 percent) from beyond the arc to Toledo's 7-23 (30.4 percent) mark. However, the Rockets were 20-25 (80 percent) from the charity stripe, whereas Arkansas State only made it to the free throw line eight times (6-8 for 75 percent).
- The 2014-15 campaign represents the program's 87th season as the Red Wolves have presently amassed a 1,144-1,081 all-time record (.514 win pct.) dating back their inaugural 1926-27 season. A-State has won at least 20 games in a season five times - 1986-87 (21-13), 1987-88 (21-14), 1988-89 (20-10), 1990-91 (23-9) and 1997-98 (20-9) since joining the NCAA-I ranks in 1970-71.
- A-State's 19 victories in the 2013-14 season (19-13 record) tied for the second most single-season wins since 1997-98 and also marked a tie for the highest win total in head coach John Brady's A-State coaching career. The Red Wolves went 19-12 overall in 2012-13, which was the program's most wins since 1997-98 (20-9 record). A-State has achieved 17 wins or more in a campaign five of the last six seasons to date and the Red Wolves have posted an 88-78 record (.530) since the 2009-10 season.
- A-State has compiled double-digit victories in 16 of the last 18 seasons. The Red Wolves have won at least 15 games or more on 11 occasions, which includes four of the last five seasons to date.
- Arkansas State ends a three-game road swing with Wednesday's SEC Network televised matchup at Mississippi State. After the game with the Bulldogs, A-State returns home to face Marshall this upcoming Saturday (Dec. 20) in its final home non-conference game of the season. The Red Wolves travel to Niagara for its final non-conference game of the season Dec. 23.


A-STATE PROJECTED STARTING LINEUP




1 Cameron Golden
6-0 • 158 • Jr. • Guard
PPG RPG APG
14.8 2.7 4.0



5 PJ Hardwick
5-10 • 167 • RSo. • Guard
PPG RPG APG
4.8 3.3 5.0



12 Sean Gardner
6-5 • 178 • R.Jr. • Guard
PPG RPG APG
12.0 5.3 1.2



24 Anthony Livingston
6-8 • 230 • So. • Forward
PPG RPG BPG
17.3 6.5 1.2



33 Nouhoum Bocoum
6-10 • 270 • Jr. • Center
PPG RPG BPG
7.2 6.2 0.8

Athletics Media Relations

ARKANSAS STATE UNIVERSITY

P.O. Box 1000

State University, Ark. 72467

Telephone – (870) 972-2541, Fax – (870) 972-

3367, Press Row – (870) 972-2541

Athletics Website – AStateRedWolves.com

MBB Contact – Dennen Cuthbertson,

Assistant Athletics Media Relations Director

mcuthbertson@astate.edu

Jerry Scott, Assistant Athletics Director/

Athletics Media Relations Director

(870) 972-3405 / jscott@astate.edu

Chris Graddy,

Assistant Athletics Media Relations Director

(870) 972-2707/ cgraddy@astate.edu

MEDIA INFORMATION

CREDENTIALS

Working press credentials can be requested by contacting Dennen Cuthbertson at (870) 972-2541 or via email at mcuthbertson@astate.edu. Full season and single-game credentials will be mailed whenever possible. If not, they will be left at the Media Will Call table located on the lower level to the left of the green entrance of the A-State Convocation Center.

MEDIA ROOM

Enter the media room from the lower level, beneath the blue portal. Please do not attempt to access the media room from the entrance beneath the yellow portal. Game notes, flipcards and refreshments will be provided to credentialed media.

POST-GAME INTERVIEWS

The A-State locker room is closed to all media members. Head coach John Brady and requested assistant coaches and players will be available for interviews following a brief cooling off period. At A-State's home games, all post-game coach and player interviews will be in the media room.

PRACTICE COVERAGE

A-State men's basketball practices are closed to the media with the exception of the last 10 minutes of practice. Players and coaches are available for interviews following practice. Please contact Dennen Cuthbertson in the A-State Athletics Media Relations office prior to practice to arrange interviews. Please be respectful during practice, no food or loud conversation and silence your cell phones.

BASKETBALL GAME NOTES/RELEASES

All Red Wolves men's basketball game notes can be obtained as a PDF document via the A-State Athletics official website at AStateRedWolves.com. To be added to the email broadcast for men's basketball releases, contact Dennen Cuthbertson in the A-State Athletics Media Relations office at mcuthbertson@astate.edu. Game notes will be made available at least 24 hours prior to the next scheduled A-State men's basketball game and a post-game recap will be distributed within two hours following a game's conclusion.



A-STATE/MISSISSIPPI STATE SERIES HISTORY

- Wednesday's meeting with Mississippi State will mark the 12th time A-State has faced the Bulldogs. Mississippi State holds a 9-2 advantage in the series and has a five-game winning streak. A-State's last victory was a 76-61 win in Jonesboro during the 1955-56 season. The only other A-State victory was in the first game of the series back in the 1950-51 campaign. A-State defeated the Bulldogs 67-61 in Jonesboro in the second game of the season. Mississippi State won the last meeting during the 2005-06 season in Starkville by a score of 68-63.
- In the last meeting, A-State got a career night from Isaac Wells (19 points and nine rebounds), but couldn't overcome the Bulldogs in a 68-63 loss. Guards Jim Jones (13) and Dereke Tipler (12) also scored in double figures for Arkansas State. Mississippi State shot 44.7 percent from the field for the game compared to A-State's 36.1 percent and shot 74.2 percent to A-State's 60 percent from the free-throw line to help earn the win. Jamont Gordon led the Bulldogs with 16 points, while Jamall Edmondson poured in 15 of his own. Piotr Stelmach grabbed seven rebounds to pace the Bulldogs' rebounding effort.
- Arkansas State sports a 13-46 (.220) record against teams that are currently in the Southeastern Conference. A-State has nine wins against Ole Miss, two versus Mississippi State, and one each over Auburn and LSU to make up its 13 wins. A-State has played 10 of the 14 schools currently in the SEC, but has never faced Tennessee, South Carolina, Florida, or Texas A&M.

LAST TIME OUT

- Arkansas State dropped its second consecutive road contest last Saturday at Toledo by a score of 73-65. A-State led for 23:45 of the game, but couldn't pull off the win as Toledo used separate runs of 11-2, 11-0, and 8-0 to come back to win the game. The Red Wolves led by as many as 14 in the first half, but Toledo cut it to 42-37 at halftime thanks to an 11-2 run to close the half. A-State led 51-45 early in the second half, but an 11-0 run put Toledo on top 56-51. The Red Wolves battled back to tie the game at 65-65 with just over two minutes left, but Toledo finished the contest on an 8-0 run.
- The Red Wolves did have their first game with four scorers in double figures with Cameron Golden leading the way with 18. Nouhoum Bocoum scored 13 in the first start of his career, while Sean Gardner (12) and Anthony Livingston (11) were in double digits as well.
- A-State outshot Toledo 43.1 percent to 41.1 percent, but the Rockets made 20-25 free throws, while A-State only made it to the line eight times throughout the game. A-State had 16 assists to only 10 turnovers, but Toledo was better with a 15-5 assist-to-turnover ratio.
- The Rockets' win over A-State extended their series lead to 4-0 over the Red Wolves, while A-State fell to 6-14 (.300) against current members of the MAC.

SCOUTING MISSISSIPPI STATE

- The Bulldogs enter Wednesday's game with a 5-3 record, but have lost three straight after opening the season 5-0. Mississippi State defeated Western Carolina, Mississippi Valley State, Utah State, and Clayton State in home games, before defeating St. Louis in the Corpus Christi Coastal Classic. However, the Bulldogs dropped their next game to TCU in the tournament before losing to Tulane and Oregon State on the road.
- Mississippi State lost to Oregon State 59-49 in its last game on Dec. 13 in Corvallis, Ore. Both teams didn't shoot well in the defensive battle as Oregon State was just 22-59 (37.3 percent) from the field, while Mississippi State was only 17-49 (34.7 percent) from the floor. Fred Thomas was the Bulldogs' lone scorer in double figures with 16 points and narrowly missed a double-double with nine rebounds.
- This season, Mississippi State is led in PPG by Fred Thomas with a 13.0 average. Gavin Ware (12.5) and Roquez Johnson (11.0) are also averaging double figures, while Ware is the teams leader in rebounding (6.5 RPG) and blocked shots (2.0 BPG). Trivante Bloodman is the team's leader in assists with 3.9 APG.

2014-15 Sun Belt Conference Standings

<u>Team</u>	<u>Conference</u>		<u>Overall</u>	
Georgia State	0-0	.000	6-2	.750
Georgia Southern	0-0	.000	5-2	.714
Texas State	0-0	.000	5-2	.714
Louisiana-Lafayette	0-0	.000	5-4	.556
UT Arlington	0-0	.000	5-4	.556
UALR	0-0	.000	4-4	.500
ULM	0-0	.000	4-4	.500
Troy	0-0	.000	4-4	.500
Appalachian State	0-0	.000	3-4	.429
Arkansas State	0-0	.000	2-4	.333
South Alabama	0-0	.000	2-5	.286



2014-15

Preseason All-Conference

FIRST TEAM

Name	School	Year	Pos.
Jelani Hewitt	Georgia Southern	Sr.	G
Ryan Harrow	Georgia State	Sr.	G
R.J. Hunter	Georgia State	Jr.	G
Shawn Long	Louisiana-Lafayette	Sr.	F
Lonnie McClanahan	UT Arlington	Sr.	G

SECOND TEAM

Name	School	Year	Pos.
Josh Hagins	UALR	Jr.	G
James White	UALR	Jr.	F
Xavian Rimmer	Louisiana-Lafayette	Sr.	G
Tylor Ongwae	ULM	Sr.	F
Emani Grant	Texas State	Jr.	F

THIRD TEAM

Name	School	Year	Pos.
Tab Hamilton	Appalachian State	Sr.	G
Trent Wiedeman	Georgia Southern	Sr.	G
Curtis Washington	Georgia State	Sr.	F
Jamel Outler	UT Arlington	Sr.	G
Kevin Thomas	Troy	Sr.	F

Preseason Player of the Year
R.J. Hunter, Georgia State

2014-15 Coaches Preseason Poll

(Points & First-Place Votes)

1. Georgia State – 121 pts. (11)
2. Louisiana-Lafayette – 110 pts.
3. UALR – 94 pts.
4. UT Arlington – 74 pts.
5. Arkansas State – 73 pts.
6. ULM – 69 pts.
7. Texas State – 43 pts.
8. Troy – 42 pts.
- 9T. Georgia Southern – 38 pts.
- 9T. South Alabama – 38 pts.
11. Appalachian State – 23 pts.

2014-15 Preseason Honors

Athlon Sports
A-State – 7th in Sun Belt Conference

College Sports Madness
Cameron Golden – All-SBC Fourth Team

Lindy's Sports
A-State – 6th in Sun Belt Conference

Sporting News
A-State – 5th in Sun Belt Conference

Blue Ribbon Yearbook
A-State – 4th in Sun Belt Conference

Living-strong: Sophomore forward Anthony Livingston has had little problems adjusting to Division I basketball after transferring from San Jacinto Junior College. He's led the team in scoring four of the team's first six games and got A-State's first double-double of the season against Belhaven with 19 points and 10 rebounds, all defensive. He added 11 points and four rebounds in the 73-65 loss to Toledo. He leads A-State in points per game (17.3), rebounds per game (6.5), field-goal percentage (56.5 percent), and blocks per game (1.2). The PPG mark ranks fourth in the conference and 80th in the nation, while the field-goal percentage is sixth in the SBC and 50th in the country.

Nouhoum, No Problem: A-State junior center Nouhoum Bocoum registered the team's second double-double of the season against Purdue with a 10-point, 10-rebound effort. The 10 rebounds were a career high, while the 10 points were the second most he's put up this season. For his efforts in that game he drew his first career start against Toledo Saturday. He recorded a career-high 13 points and grabbed five rebounds. He ranks second on the team in rebounding with a 6.2 RPG average and fourth in points with a 7.2 PPG average. His 6.2 RPG mark ranks 15th in the SBC.

Doubling Up: A-State has had at least three players score in double figures in five of its six games this season, with the only exception being the Purdue contest. A-State had its first game with four players in double digits against Toledo Saturday with Cameron Golden leading the way with 18 points. Nouhoum Bocoum added 13 points, while Sean Gardner (12) and Anthony Livingston (11) also tallied double figures.

The Golden Rule: Junior guard Cameron Golden led the team with 18 points against Toledo and is second on the team with a 14.8 PPG average. That mark ranks him eighth in the conference. He is team's leader in steals with a 2.3 SPG mark, a total that ranks fourth in the SBC and 33rd in the nation. He has the most assists on the team with 24, but is second in APG with a 4.0 average, good for fourth in the conference. Additionally, Golden is third in the conference with 17 total three-point field goals made for a 2.8 per game average.

Career High For Cali: Sophomore guard Daijon Macklien (nicknamed Cali because his home state is California) played a career-high 21 minutes against Toledo and scored a career-high seven points by connecting on two three-pointers and adding a free throw. He also added two assists and a steal against the Rockets.

No Rest For the Weary: Cameron Golden, Anthony Livingston, and Sean Gardner are all in the top-10 in minutes played in the Sun Belt Conference. Golden is second with 35.3 per game average, while Livingston is sixth with 33.7 MPG and Gardner is eighth with 33.0 MPG. Golden's mark also ranks 53rd in the nation.

National and SBC Rankings: The Red Wolves rank first in the conference in fewest turnovers (74), a mark that ranks 12th in the nation. A-State is fourth in the conference with a 36.4 percent mark in three-point shooting and that average ranks 106th in the nation.

Brady Homecoming: A-State head coach John Brady earned his master's degree from Mississippi State and was a graduate assistant coach for the Bulldogs in 1977. After a high school head coaching stint, Brady returned to Mississippi State as an assistant coach and was with the Bulldogs for eight seasons from 1982-90. He served as the primary recruiter for head coach Richard Williams the last four years of his tenure.

Gardner's Great Aim: Redshirt junior guard Sean Gardner scored an A-State season-high 28 points against Belhaven Dec. 6. He connected on 10-of-13 shooting from the field and made 8-of-9 three-point attempts. His two, two-point field goals were both on dunks. The first was on an offensive rebound he soared through the air to slam home and the other was on an alley-oop pass. Gardner got back to his scoring ways with 12 points against Toledo after only scoring two against Purdue. He is third on the team in scoring with a 12.0 PPG average, which is tied for 16th in the Sun Belt Conference. He also has a .382 shooting percentage from three-point range this season, ranking him 13th in the conference.

Running Waters: Junior forward Charles Waters recorded his first career points against UCA on Dec. 1 when he intercepted a pass and took it coast-to-coast for a slam dunk. He added six points against Belhaven Saturday night with four of his six points coming via the slam dunk. He intercepted a pass and threw it down on the other end for his first points of the night against the Blazers, in similar fashion to his dunk at UCA, and after a layup, added two more points on an alley-oop dunk.

Number 100: Arkansas State head coach John Brady recorded his 100th win as A-State's head coach with the 67-49 victory over UCA on December 1. He became the fifth coach to register at least 100 wins at Arkansas State joining John Rauth, Nelson Catalina, Dickey Nutt, and Marvin Adams. Adams is the coach above Brady with 111 wins that he tallied from 1976-84.

Did You Know?: Junior forwards Ronnie White and Nouhoum Bocoum were teammates at Paris (Texas) Junior College this past 2013-14 season ... Sophomore guard Daijon Macklien played football at NCAA Division II North Alabama in the 2012 season ... Sean Gardner and junior forward Charles Waters are stepbrothers ... Nouhoum Bocoum wears size 18 shoes ... Cameron Golden has switched his jersey number to one for this upcoming season after wearing zero this past 2013-14 campaign.

Close Ties: Guard Josh Pierre's father, Butch, will embark on his seventh season as the associate men's basketball head coach at Oklahoma State University. Butch spent 11 seasons (1997-08) at LSU as a member of current A-State head coach John Brady's staff, including six as an associate head coach. Josh has a twin brother, Joseph III. Pierre doubled his points production last season by tallying 12 points in eight games after netting six points in four appearances for the 2012-13 campaign.

A-STATE'S RECORD WHEN...

At home	1-2
On the road	1-2
At a neutral site	0-0
Leading at half	2-0
Trailing at half	0-1
Tied at half	0-1
In overtime	0-0
Coming off a win	1-1
Coming off a loss	1-3
A-State scores first	2-1
Opponent scores first	0-3
In 1-4 point games	0-1
In 5-9 point games	0-2
In 10-14 point games	0-0
In 15 or more point games	2-1
Leading with 5 minutes left in regulation	2-0
Trailing with 5 minutes left in regulation	0-4
Tied with 5 minutes left in regulation	0-0
Scoring less than 50 points	0-1
Scoring 50-59 points	0-1
Scoring 60-69 points	1-1
Scoring 70-79 points	0-1
Scoring 80-89 points	0-0
Scoring 90-99 points	1-0
Scoring 100 or more points	0-0
Allowing less than 50 points	1-0
Allowing 50-59 points	0-0
Allowing 60-69 points	1-1
Allowing 70-79 points	0-2
Allowing 80-89 points	0-1
Allowing 90-99 points	0-0
Allowing 100 or more points	0-0
Better than 50% FG	1-1
Less than 50% FG	1-3
Opponent at or better than 50% FG	1-0
Opponent less than 50% FG	2-3
Outshooting opponent	2-1
Outshot by opponent	0-3
Same number of shots	0-0
Better than or at 50% 3-PT FG	0-1
Less than 50% 3-PT FG	2-3
Opponent better than or at 50% 3-PT FG	0-0
Opponent less than 50% 3-PT FG	2-4
Better than or at 50% FT	2-4
Less than 50% FT	0-0
Opponent better than or at 50% FT	1-4
Opponent less than 50% FT	1-0
Shooting more free throws than opponent	0-1
Shooting less free throws than opponent	2-3
Free throws are even	0-0
A-State starters outscore opponents	2-2
Opponent's starters outscore A-State	0-2
Starter scoring is even	0-0
Bench scores in double-digits	2-2
Bench outscores opponent	2-0
Opponent bench outscores A-State	0-3
Bench scoring is even	0-1
No A-State players score in double figures	0-0
One player scores in double figures	0-0
Two players score in double figures	0-1
Three or more players score in double figures	2-3
Outrebounding opponent	2-1
Outrebounded by opponent	0-2
Rebounds are even	0-1
10 or more assists	2-2
10 or more steals	1-0
5 or more blocks	1-0
Forcing more turnovers than opponent	1-0
Committing more turnovers than opponent	1-3
Turnovers are even	0-1
In November	0-2
In December	2-2
In January	0-0
In February	0-0
In March	0-0

HEAD COACH JOHN BRADY



A proven winner in the collegiate coaching ranks, John Brady's vision of taking the Arkansas State men's basketball program to the highest competitive level nationally has made the two entities a perfect match.

Brady has certainly become accustomed to success throughout his distinguished coaching career as evidenced by a Final Four appearance and 380 career

victories.

The past two seasons (2012-13 and 2013-14) clearly illustrate Brady's success as A-State has compiled back-to-back 19-win seasons to represent the Red Wolves' most single-season victories since 1997-98 campaign. The 2012-13 team posted a 19-12 overall mark and claimed a Sun Belt Conference (SBC) West Division Championship title while the 2013-14 squad registered a 19-13 overall record.

A new era in A-State men's basketball history began on March 19, 2008 when Brady was announced as the Red Wolves' 15th head coach in the program's history.

Brady has wasted little time making a positive impact on the A-State program as in his initial three years at the helm, he turned the Red Wolves into a success story on the court by capturing a share of the Sun Belt Conference's Western Division Championship title in 2010-11 along with compiling double-digit SBC wins back-to-back for the first time in nearly 20 years and going 13-0 at home.

During his first season with the Red Wolves, Brady helped lead A-State to one of the best starts in program history and achieved the No. 22 ranking on Collegeinsider.com's Top 25 poll.

Brady would take the Red Wolves a step further in his second season (2009-10), improving their record to 17-14 while making a Sun Belt Conference Tournament Semifinal appearance and finishing second in the SBC's West Division. For his efforts, Brady was named Sun Belt Coach of the Year and the District VII Coach of the Year by the USBWA.

For the 2009-10 season, A-State registered an 11-7 SBC record which signified its best conference mark since the 2006-07 campaign when A-State achieved an identical league mark. A-State's 11 wins represented the seventh time in which the Red Wolves compiled a double-digit league victories total since joining the Sun Belt. A-State would then duplicate its SBC wins in the 2010-11 season by finishing with an 11-5 conference ledger.

Prior to Arkansas State, Brady spent 10-plus seasons serving as LSU's head coach. During his tenure at the school, Brady guided the Tigers to six post-season berths, two Southeastern Conference (SEC) Championship crowns and three SEC Western Division titles. With his success, Brady was tabbed as the SEC Coach of the Year twice (1999-00 and 2005-06).

Brady's 16-year tenure as a head coach at both LSU and Samford in Birmingham, Alabama, has been decorated with achievements. He has coached a combined 25 All-TAAC and SEC selections, 48 academic all-conference choices, posted 11 winning seasons and collected five division championships. Brady compiled up the third most wins in LSU history with 192 and left Samford after the 1996-97 season as the Bulldog's all-time leader in coaching victories (89) as well.

Brady quickly turned around an LSU's men's basketball program that had suffered four consecutive losing seasons prior to his arrival, leading the Tigers to a 28-6 record, an SEC Championship and an NCAA Sweet 16 appearance in just his third season (1999-00) at the helm. Under Brady's direction, the Tigers recorded six consecutive winning seasons from 2001-02 to 2006-07 while making three trips to the NCAA Tournament and two more to the NIT. The 2005-06 campaign saw LSU post a 27-9 overall record and advance to the Final Four for the first time in 20 years.

Not only did Brady coach the Tigers to 23 wins versus ranked opponents, he also led them to victories over two teams ranked No. 1 in the Associated Press Poll (Arizona in 2002-03 and Duke in 2005-06). Additionally, he orchestrated a 19-game home win-

ning streak over SEC opponents, the third longest stretch in LSU history.

While at LSU, Brady coached two NBA Lottery picks and six current NBA players. The Tigers signed nine Parade All-Americans and four McDonald All-Americans under Brady, who also coached three SEC Players of the Year, four players named SEC Freshman of the Year, one SEC Scholar-Athlete of the Year and 17 All-SEC selections.

Prior to taking over the reigns at LSU, Brady served as Samford's head coach from 1991-92 through 1996-97. He quickly turned around a Samford program, which was coming off six straight losing seasons, by guiding the Bulldogs to a 17-10 overall record in just his second season. Brady went on to lead Samford to three consecutive winning seasons (1995-97) for the first time since 1982-84, culminating in a 19-9 overall record and division crown in 1997. SU placed first in the Trans America Athletic Conference's (TAAC) West Division in each of Brady's final two seasons for the first time in program history.

Brady's four winning seasons at Samford represented the first for any coach at the school. He directed SU to an 89-77 record after the Bulldogs went 27-83 the four seasons prior to his initial year. Brady coached eight All-TAAC and 14 Academic All-TAAC student-athletes over six seasons at Samford.

A native of McComb, Miss., native, Brady earned his bachelor's degree from Belhaven College in 1976. He was a three-year starter at BC and scored over 1,000 career points. Brady, a two-time All-Southern States Conference selection, was inducted into his alma mater's Hall of Fame.

Brady began his coaching career as a graduate assistant for the Mississippi State men's basketball program where he earned his master's degree from 1976-77. Brady took his first head coaching position in 1977 at Louisiana's Crowley High School and led the basketball squad to a 129-49 (.725) overall record in five seasons. He was honored as the 1981 Louisiana Sports Writers Association Class 3-A Coach of the Year.

Brady returned to the college coaching ranks in 1982 as an assistant coach at Mississippi State. He spent eight years with the Bulldogs, the first four seasons under coach Bob Hoyt and the proceeding four as a chief recruiter for coach Richard Williams. Following his tenure at MSU, Brady returned to Louisiana to serve as an assistant coach at the University of New Orleans. Brady helped lead UNO to a NCAA Tournament berth in his only season with the Privateers.

BRADY'S YEAR-BY-YEAR AT A-STATE

SEASON	OVERALL			CONFERENCE			FINISH
	W	L	Pct.	W	L	Pct.	
2008-09	13	17	.434	5	13	.278	7th-West
2009-10	17	14	.548	11	7	.611	2nd-West
2010-11	17	15	.531	11	5	.687	WD Champs
2011-12	14	20	.412	6	10	.375	5th-West
2012-13	19	12	.633	12	8	.600	WD Champs
2013-14	19	13	.594	10	8	.556	4th
2014-15	2	4	.333	0	0	.000	
TOTALS	101	95	.515	55	51	.519	

WD – West Division Champions

BRADY'S A-STATE RECORD BREAKDOWN

MONTH	OVERALL	HOME	AWAY	NEUTRAL
NOVEMBER	18-18	10-4	8-10	0-4
DECEMBER	27-21	20-5	7-16	0-0
JANUARY	28-23	21-7	7-16	0-0
FEBRUARY	22-23	15-5	7-18	0-0
MARCH	6-10	1-2	0-3	5-5

CAREER TOTAL – 101-95

HOME – 67-23;

AWAY – 29-63;

NEUTRAL – 5-9



2014-15 Arkansas State Men's Basketball Roster

NO.	NAME	HT.	WT.	YR.	POS.	Ex.	HOMETOWN/LAST SCHOOL
0	Daijon Macklien	6-1	195	So.	G	JC	Los Angeles, Calif./Chattahoochee Valley CC
1	Cameron Golden	6-0	158	Jr.	G	2L	Memphis, Tenn./Ridgeway
2	Connor Kern	6-4	189	Fr.	G	HS	Pickerington, Ohio/Pickerington Central
3	Devin Carter*	6-4	209	Jr.	G	TR	Champaign, Ill./Kent State
4	Josh Pierre	6-0	184	Jr.	G	2L	Baton Rouge, La./Stillwater, Okla.
5	PJ Hardwick	5-11	167	RSo.	G	TR	Miami, Fla./North Texas
10	Frederic Dure	6-5	165	Jr.	G	JC	Montreal, Quebec/Sheridan College
11	Charles Waters	6-6	186	Jr.	F	JC	Memphis, Tenn./Southwest Tennessee CC
12	Sean Gardner	6-5	178	RJr.	G	RS	Memphis, Tenn./Motlow JC
13	C.J. Foster	6-3	180	So.	G	JC	Lilburn, Ga./Roane State
14	Kelvin Downs	6-9	230	Jr.	F	2L	Arlington, Texas/Juan Seguin
20	Josh Bowling	6-5	205	Fr.	F	HS	Benton, Ark./Benton
22	Tyler Cordoni	6-7	225	Fr.	F	HS	Kailua, Hawaii/Wiesbaden, Germany
24	Anthony Livingston	6-8	230	So.	F	JC	Washington, D.C./San Jacinto College
25	Ronnie White	6-9	235	Jr.	F	JC	Chicago, Ill./Paris JC
33	Nouhoum Bocoum	6-10	270	Jr.	C	JC	Harlem, N.Y./Paris JC

* – Ineligible 2014-15 season due to NCAA Transfer Rule

Coaching Staff:

HEAD COACH: John Brady (7th Year)

ASSOCIATE HEAD COACH: Melvin Haralson (4th Year)

ASSISTANT COACHES: Carlos Wilson (1st Year), Mike Scutero (1st year)

DIRECTOR OF BASKETBALL OPERATIONS: Kyle Drake (1st Year)

Pronunciation Guide:

Nouhoum Bocoum - NA-hoom BA-coom

Daijon Macklien - DAY-john MAC-clean

Red Wolves by State/Country

Tennessee (3)

Memphis - Cameron Golden

Memphis - Charles Waters

Memphis - Sean Gardner

Illinois (2)

Champaign - Devin Carter

Chicago - Ronnie White

California (1)

Los Angeles - Daijon Macklien

Ohio (1)

Pickerington - Connor Kern

Louisiana (1)

Baton Rouge - Josh Pierre

Florida (1)

Miami - PJ Hardwick

Georgia (1)

Lilburn - C.J. Foster

Texas (1)

Arlington - Kelvin Downs

Arkansas (1)

Benton - Josh Bowling

Hawaii (1)

Kailua - Tyler Cordoni

New York (1)


Harlem - Nouhoum Bocoum

Distict of Columbia (1)

Washington, D.C. - Anthony Livingston

Canada (1)

Montreal, Quebec - Frederic Dure




0 – Dajon Macklien

Sophomore - Guard
6-1 - 195
Los Angeles, Calif.



1 – Cameron Golden

Junior - Guard
6-0 - 158
Memphis, Tenn.



2 – Connor Kern

Freshman - Guard
6-4 - 189
Pickerington, Ohio



3 – Devin Carter

Junior - Guard
6-4 - 209
Champaign, Ill.




4 – Josh Pierre

Junior - Guard
6-0 - 184
Baton Rouge, La.



5 – PJ Hardwick

R-Sophomore - Guard
5-10 - 167
Miami, Fla.




10 – Frederic Dure

Junior - Guard
6-5 - 165
Montreal, Quebec




11 – Charles Waters

Junior - Forward
6-6 - 186
Memphis, Tenn.




12 – Sean Gardner

R-Junior - Guard
6-5 - 178
Memphis, Tenn.




13 – C.J. Foster

Sophomore - Guard
6-3 - 180
Lilburn, Ga.



14 – Kelvin Downs

Junior - Forward
6-9 - 230
Arlington, Texas




20 – Josh Bowling

Freshman - Forward
6-5 - 205
Benton, Ark.



22 – Tyler Cordon

Freshman - Forward
6-7 - 225
Kailua, Hawaii



24 – Anthony Livingston

Sophomore - Forward
6-8 - 230
Washington, D.C.



25 – Ronnie White

Junior - Forward
6-9 - 225
Chicago, Ill.



33 – Nouhoum Bocoum

Junior H Center
6-10 H 270
Harlem, N.Y.



John Brady

Head Coach
7th Season



Melvin Haralson

Associate Head Coach
4th Season



Carlos Wilson

Assistant Coach
1st Season



Mike Scutero

Assistant Coach
1st Season



2014-15 RADIO/TV ROSTER





Arkansas State Combined Team Statistics (as of Dec 13, 2014)

All games



RECORD:	OVERALL	HOME	AWAY	NEUTRAL
ALL GAMES	2-4	1-2	1-2	0-0
CONFERENCE	0-0	0-0	0-0	0-0
NON-CONFERENCE	2-4	1-2	1-2	0-0

##	Player	gp-gs	min	avg	Total		3-Point		F-Throw		Rebounds				pf	dq	a	to	blk	stl	pts	avg
					fg-fga	fg%	3fg-fga	3fg%	ft-fa	ft%	off	def	tot	avg								
24	Livingston, Anthon	6-6	202	33.7	39-69	.56	8-15	.53	18-25	.72	10	29	39	6.5	15	0	4	22	7	5	104	17.3
01	Golden, Cameron	6-6	212	35.3	28-80	.35	17-47	.36	16-21	.76	2	14	16	2.7	14	0	24	10	1	14	89	14.8
12	Gardner, Sean	6-6	198	33.0	28-61	.45	13-34	.38	3-6	.50	10	22	32	5.3	13	1	7	9	3	7	72	12.0
33	Bocoum, Nouhou	6-1	94	15.7	19-36	.52	0-1	.00	5-8	.62	17	20	37	6.2	11	0	0	5	5	1	43	7.2
05	Hardwick, PJ	4-4	124	31.0	5-18	.27	0-0	.00	9-11	.81	5	8	13	3.3	9	0	20	13	0	4	19	4.8
14	Downs, Kelvin	6-5	108	18.0	11-27	.40	0-2	.00	6-9	.66	3	14	17	2.8	15	1	3	7	3	1	28	4.7
13	Foster, C.J.	5-2	96	19.2	5-12	.41	0-3	.00	7-10	.70	4	5	9	1.8	13	1	6	8	1	0	17	3.4
00	Macklien, Daijon	6-0	88	14.7	7-15	.46	3-8	.37	1-2	.50	1	1	2	0.3	5	0	7	6	0	2	18	3.0
11	Waters, Charles	5-0	43	8.6	4-9	.44	0-0	.00	1-2	.50	3	7	10	2.0	6	0	0	2	0	3	9	1.8
25	White, Ronnie	3-0	26	8.7	1-4	.25	0-0	.00	3-4	.75	2	8	10	3.3	4	0	0	1	0	0	5	1.7
04	Pierre, Josh	4-0	9	2.3	0-1	.00	0-1	.00	0-0	.00	0	1	1	0.3	0	0	0	0	0	1	0	0.0
Team											16	7	23		1		1					
Total.....		6	1200		147-332	.44	41-111	.36	69-98	.70	73	136	209	34.8	106	3	71	84	20	38	404	67.3
Opponents.....		6	1200		143-329	.43	48-134	.35	81-131	.61	71	126	197	32.8	100	-	80	74	20	37	415	69.2

TEAM STATISTICS	ASU	OPP	Date	Opponent	Score	Att.
SCORING	404	415	11/17/14	UT MARTIN	L 73-75	1517
Points per game	67.3	69.2	11/25/14	LAMAR	L 58-63	1534
Scoring margin	-1.8	-	12/1/14	at Central Arkansas	W 67-49	1734
FIELD GOALS-ATT	147-332	143-329	12/6/14	BELHAVEN	W 95-68	1406
Field goal pct	.443	.435	12/10/14	at Purdue	L 46-87	9964
3 POINT FG-ATT	41-111	48-134	12/13/14	at TOLEDO	L 65-73	4445
3-point FG pct	.369	.358	* - Conference game			
3-pt FG made per gam	6.8	8.0				
FREE THROWS-ATT	69-98	81-131				
Free throw pct	.704	.618				
F-Throws made per ga	11.5	13.5				
REBOUNDS	209	197				
Rebounds per game	34.8	32.8				
Rebounding margin	+2.0	-				
ASSISTS	71	80				
Assists per game	11.8	13.3				
TURNOVERS	84	74				
Turnovers per game	14.0	12.3				
Turnover margin	-1.7	-				
Assist/turnover ratio	0.8	1.1				
STEALS	38	37				
Steals per game	6.3	6.2				
BLOCKS	20	20				
Blocks per game	3.3	3.3				
ATTENDANCE	4457	16143				
Home games-Avg/Gam	3-1486	3-5381				
Neutral site-Avg/Game	-	0-0				

Score by Periods	1st	2nd	Totals
Arkansas State	201	203	404
Opponents	201	214	415



Arkansas State Team Game-by-Game (as of Dec 16, 2014) All games



TEAM STATISTICS

Opponent	Date	Score		Total		3-Pointers		Free throws		Rebounds				pf	a	t/o	blk	stl	pts	avg
				fg-fga	pct	3fg-fga	pct	ft-fta	pct	off	def	tot	avg							
UT MARTIN	11/17/	73-75	L	26-45	.57	6-11	.54	15-20	.75	4	23	27	27.0	18	6	16	1	6	73	73.0
LAMAR	11/25/	58-63	L	19-46	.41	5-17	.29	15-25	.60	12	20	32	29.5	17	8	15	3	3	58	65.5
at Central Arkansas	12/1/1	67-49	W	26-58	.44	6-19	.31	9-16	.56	17	20	37	32.0	16	10	14	7	11	67	66.0
BELHAVEN	12/6/1	95-68	W	34-68	.50	13-27	.48	14-15	.93	17	30	47	35.8	14	20	12	4	9	95	73.2
at Purdue	12/10/	46-87	L	17-57	.29	2-14	.14	10-14	.71	13	18	31	34.8	22	11	17	2	5	46	67.8
at TOLEDO	12/13/	65-73	L	25-58	.43	9-23	.39	6-8	.75	10	25	35	34.8	19	16	10	3	4	65	67.3
Arkansas State		404		147-332	.443	41-111	.369	69-98	.704	73	136	209	34.8	106	71	84	20	38	404	67.3
Opponents		415		143-329	.435	48-134	.358	81-131	.618	71	126	197	32.8	100	80	74	20	37	415	69.2

Games played: 6
Points/game: 67.3
FG Pct: 44.3
3FG Pct: 36.9
FT Pct: 70.4

Rebounds/game: 34.8
Assists/game: 11.8
Turnovers/game: 14.0
Assist/turnover ratio: 0.8
Steals/game: 6.3
Blocks/game: 3.3



Arkansas State Team High/Low Analysis (as of Dec 16, 2014)
All games



Arkansas State - TEAM GAME HIGHS

POINTS	95	BELHAVEN (12/6/14)
	73	UT MARTIN (11/17/14)
	67	at Central Arkansas (12/1/14)
	65	at TOLEDO (12/13/14)
	58	LAMAR (11/25/14)
FIELD GOALS MADE	34	BELHAVEN (12/6/14)
	26	at Central Arkansas (12/1/14)
	26	UT MARTIN (11/17/14)
FIELD GOAL ATTEMPTS	68	BELHAVEN (12/6/14)
	58	at TOLEDO (12/13/14)
	58	at Central Arkansas (12/1/14)
FIELD GOAL PERCENTAGE	.578 (26-45)	UT MARTIN (11/17/14)
	.500 (34-68)	BELHAVEN (12/6/14)
3 PT FIELD GOALS MADE	13	BELHAVEN (12/6/14)
	9	at TOLEDO (12/13/14)
3 PT FG ATTEMPTS	27	BELHAVEN (12/6/14)
	23	at TOLEDO (12/13/14)
3 PT FG PERCENTAGE	.545 (6-11)	UT MARTIN (11/17/14)
	.481 (13-27)	BELHAVEN (12/6/14)
FREE THROWS MADE	15	LAMAR (11/25/14)
	15	UT MARTIN (11/17/14)
FREE THROW ATTEMPTS	25	LAMAR (11/25/14)
	20	UT MARTIN (11/17/14)
FREE THROW PERCENTAGE	.933 (14-15)	BELHAVEN (12/6/14)
	.750 (15-20)	UT MARTIN (11/17/14)
	.750 (6-8)	at TOLEDO (12/13/14)
REBOUNDS	47	BELHAVEN (12/6/14)
	37	at Central Arkansas (12/1/14)
ASSISTS	20	BELHAVEN (12/6/14)
	16	at TOLEDO (12/13/14)
STEALS	11	at Central Arkansas (12/1/14)
	9	BELHAVEN (12/6/14)
BLOCKED SHOTS	7	at Central Arkansas (12/1/14)
	4	BELHAVEN (12/6/14)
TURNOVERS	17	at Purdue (12/10/14)
	16	UT MARTIN (11/17/14)
FOULS	22	at Purdue (12/10/14)
	19	at TOLEDO (12/13/14)



Arkansas State High/Low Analysis (as of Dec 16, 2014)
All games



Opponent - GAME HIGHS

POINTS	87		at Purdue (12/10/14)
	75		UT MARTIN (11/17/14)
	73		at TOLEDO (12/13/14)
	68		BELHAVEN (12/6/14)
	63		LAMAR (11/25/14)
FIELD GOALS MADE	30		at Purdue (12/10/14)
	26		UT MARTIN (11/17/14)
FIELD GOAL ATTEMPTS	59		at Purdue (12/10/14)
	56		at TOLEDO (12/13/14)
	56		BELHAVEN (12/6/14)
FIELD GOAL PERCENTAGE	.508	(30-59)	at Purdue (12/10/14)
	.473	(26-55)	UT MARTIN (11/17/14)
3 PT FIELD GOALS MADE	11		BELHAVEN (12/6/14)
	9		at Purdue (12/10/14)
3 PT FG ATTEMPTS	30		BELHAVEN (12/6/14)
	23		at TOLEDO (12/13/14)
	23		at Purdue (12/10/14)
3 PT FG PERCENTAGE	.400	(8-20)	UT MARTIN (11/17/14)
	.391	(9-23)	at Purdue (12/10/14)
FREE THROWS MADE	20		at TOLEDO (12/13/14)
	18		at Purdue (12/10/14)
FREE THROW ATTEMPTS	28		at Purdue (12/10/14)
	25		at TOLEDO (12/13/14)
FREE THROW PERCENTAGE	.800	(20-25)	at TOLEDO (12/13/14)
	.643	(18-28)	at Purdue (12/10/14)
REBOUNDS	41		at Purdue (12/10/14)
	36		at Central Arkansas (12/1/14)
ASSISTS	21		at Purdue (12/10/14)
	15		at TOLEDO (12/13/14)
STEALS	11		UT MARTIN (11/17/14)
	8		LAMAR (11/25/14)
BLOCKED SHOTS	8		at Purdue (12/10/14)
	5		at Central Arkansas (12/1/14)
TURNOVERS	21		at Central Arkansas (12/1/14)
	15		LAMAR (11/25/14)
FOULS	25		LAMAR (11/25/14)
	19		at Central Arkansas (12/1/14)



Arkansas State High/Low Analysis (as of Dec 16, 2014)
All games



Arkansas State - GAME LOWS

POINTS	46		at Purdue (12/10/14)
	58		LAMAR (11/25/14)
	65		at TOLEDO (12/13/14)
	67		at Central Arkansas (12/1/14)
	73		UT MARTIN (11/17/14)
FIELD GOALS MADE	17		at Purdue (12/10/14)
	19		LAMAR (11/25/14)
FIELD GOAL ATTEMPTS	45		UT MARTIN (11/17/14)
	46		LAMAR (11/25/14)
FIELD GOAL PERCENTAGE	.298	(17-57)	at Purdue (12/10/14)
	.413	(19-46)	LAMAR (11/25/14)
3 PT FIELD GOALS MADE	2		at Purdue (12/10/14)
	5		LAMAR (11/25/14)
3 PT FG ATTEMPTS	11		UT MARTIN (11/17/14)
	14		at Purdue (12/10/14)
3 PT FG PERCENTAGE	.143	(2-14)	at Purdue (12/10/14)
	.294	(5-17)	LAMAR (11/25/14)
FREE THROWS MADE	6		at TOLEDO (12/13/14)
	9		at Central Arkansas (12/1/14)
FREE THROW ATTEMPTS	8		at TOLEDO (12/13/14)
	14		at Purdue (12/10/14)
FREE THROW PERCENTAGE	.563	(9-16)	at Central Arkansas (12/1/14)
	.600	(15-25)	LAMAR (11/25/14)
REBOUNDS	27		UT MARTIN (11/17/14)
	31		at Purdue (12/10/14)
ASSISTS	6		UT MARTIN (11/17/14)
	8		LAMAR (11/25/14)
STEALS	3		LAMAR (11/25/14)
	4		at TOLEDO (12/13/14)
BLOCKED SHOTS	1		UT MARTIN (11/17/14)
	2		at Purdue (12/10/14)
TURNOVERS	10		at TOLEDO (12/13/14)
	12		BELHAVEN (12/6/14)
FOULS	14		BELHAVEN (12/6/14)
	16		at Central Arkansas (12/1/14)



Arkansas State High/Low Analysis (as of Dec 16, 2014)
All games



Opponent - GAME LOWS

POINTS	49		at Central Arkansas (12/1/14)
	63		LAMAR (11/25/14)
	68		BELHAVEN (12/6/14)
	73		at TOLEDO (12/13/14)
	75		UT MARTIN (11/17/14)
FIELD GOALS MADE	17		at Central Arkansas (12/1/14)
	23		BELHAVEN (12/6/14)
	23		at TOLEDO (12/13/14)
FIELD GOAL ATTEMPTS	50		at Central Arkansas (12/1/14)
	53		LAMAR (11/25/14)
FIELD GOAL PERCENTAGE	.340	(17-50)	at Central Arkansas (12/1/14)
	.411	(23-56)	BELHAVEN (12/6/14)
	.411	(23-56)	at TOLEDO (12/13/14)
3 PT FIELD GOALS MADE	5		LAMAR (11/25/14)
	7		at TOLEDO (12/13/14)
3 PT FG ATTEMPTS	17		LAMAR (11/25/14)
	20		UT MARTIN (11/17/14)
3 PT FG PERCENTAGE	.294	(5-17)	LAMAR (11/25/14)
	.304	(7-23)	at TOLEDO (12/13/14)
FREE THROWS MADE	7		at Central Arkansas (12/1/14)
	10		LAMAR (11/25/14)
FREE THROW ATTEMPTS	17		LAMAR (11/25/14)
	18		at Central Arkansas (12/1/14)
FREE THROW PERCENTAGE	.389	(7-18)	at Central Arkansas (12/1/14)
	.579	(11-19)	BELHAVEN (12/6/14)
REBOUNDS	24		BELHAVEN (12/6/14)
	30		UT MARTIN (11/17/14)
ASSISTS	10		LAMAR (11/25/14)
	10		at Central Arkansas (12/1/14)
STEALS	2		at TOLEDO (12/13/14)
	4		at Central Arkansas (12/1/14)
BLOCKED SHOTS	0		UT MARTIN (11/17/14)
	1		LAMAR (11/25/14)
TURNOVERS	5		at TOLEDO (12/13/14)
	10		at Purdue (12/10/14)
FOULS	11		at TOLEDO (12/13/14)
	12		at Purdue (12/10/14)



Arkansas State Individual Game-by-Game (as of Dec 16, 2014)

All games



#00 Macklien, Daijon

Opponent	Date	gs	min	Total		3-Pointers		Free throws		Rebounds				pf	a	t/o	blk	stl	pts	avg
				fg-fga	pct	3fg-fga	pct	ft-fga	pct	off	def	tot	avg							
UT MARTIN	11/17/		20	0-1	.00	0-1	.00	0-0	.00	0	0	0	0.0	1	2	3	0	0	0	0.0
LAMAR	11/25/		17	1-4	.25	0-1	.00	0-0	.00	0	1	1	0.5	2	0	0	0	0	2	1.0
at Central Arkansas	12/1/1		7	0-1	.00	0-1	.00	0-0	.00	0	0	0	0.3	2	0	1	0	0	0	0.7
BELHAVEN	12/6/1		6	2-4	.50	1-3	.33	0-0	.00	1	0	1	0.5	0	1	0	0	1	5	1.8
at Purdue	12/10/		17	2-3	.66	0-0	.00	0-0	.00	0	0	0	0.4	0	2	1	0	0	4	2.2
at TOLEDO	12/13/		21	2-2	1.00	2-2	1.00	1-2	.50	0	0	0	0.3	0	2	1	0	1	7	3.0
Totals		0	88	7-15	.46	3-8	.37	1-2	.50	1	1	2	0.3	5	7	6	0	2	18	3.0

Games played: 6
 Minutes/game: 14.7
 Points/game: 3.0
 FG Pct: 46.7
 3FG Pct: 37.5
 FT Pct: 50.0

Rebounds/game: 0.3
 Assists/game: 1.2
 Turnovers/game: 1.0
 Assist/turnover ratio: 1.2
 Steals/game: 0.3

#01 Golden, Cameron

Opponent	Date	gs	min	Total		3-Pointers		Free throws		Rebounds				pf	a	t/o	blk	stl	pts	avg
				fg-fga	pct	3fg-fga	pct	ft-fga	pct	off	def	tot	avg							
UT MARTIN	11/17/	*	37	5-9	.55	3-3	1.00	4-6	.66	0	4	4	4.0	2	3	2	0	2	17	17.0
LAMAR	11/25/	*	40	4-13	.30	2-6	.33	3-6	.50	1	2	3	3.5	2	4	4	0	1	13	15.0
at Central Arkansas	12/1/1	*	33	5-15	.33	4-10	.40	0-0	.00	0	0	0	2.3	2	4	1	0	5	14	14.7
BELHAVEN	12/6/1	*	34	5-15	.33	3-10	.30	5-5	1.00	1	0	1	2.0	1	7	0	0	2	18	15.5
at Purdue	12/10/	*	35	3-13	.23	1-8	.12	2-2	1.00	0	2	2	2.0	3	2	2	1	4	9	14.2
at TOLEDO	12/13/	*	33	6-15	.40	4-10	.40	2-2	1.00	0	6	6	2.7	4	4	1	0	0	18	14.8
Totals		6	212	28-80	.35	17-47	.36	16-21	.76	2	14	16	2.7	14	24	10	1	14	89	14.8

Games played: 6
 Minutes/game: 35.3
 Points/game: 14.8
 FG Pct: 35.0
 3FG Pct: 36.2
 FT Pct: 76.2

Rebounds/game: 2.7
 Assists/game: 4.0
 Turnovers/game: 1.7
 Assist/turnover ratio: 2.4
 Steals/game: 2.3
 Blocks/game: 0.2

#04 Pierre, Josh

Opponent	Date	gs	min	Total		3-Pointers		Free throws		Rebounds				pf	a	t/o	blk	stl	pts	avg
				fg-fga	pct	3fg-fga	pct	ft-fga	pct	off	def	tot	avg							
UT MARTIN	11/17/		3	0-0	.00	0-0	.00	0-0	.00	0	1	1	1.0	0	0	0	0	0	0	0.0
LAMAR	11/25/		2	0-1	.00	0-1	.00	0-0	.00	0	0	0	0.5	0	0	0	0	0	0	0.0
BELHAVEN	12/6/1		2	0-0	.00	0-0	.00	0-0	.00	0	0	0	0.3	0	0	0	0	1	0	0.0
at Purdue	12/10/		2	0-0	.00	0-0	.00	0-0	.00	0	0	0	0.3	0	0	0	0	0	0	0.0
Totals		0	9	0-1	.00	0-1	.00	0-0	.00	0	1	1	0.3	0	0	0	0	1	0	0.0

Games played: 4
 Minutes/game: 2.3
 FG Pct: 0.0
 3FG Pct: 0.0

Rebounds/game: 0.3
 Steals/game: 0.3



Arkansas State Individual Game-by-Game (as of Dec 16, 2014) All games



#05 Hardwick, PJ

Opponent	Date	gs	min	Total		3-Pointers		Free throws		Rebounds				pf	a	t/o	blk	stl	pts	avg	
				fg-fga	pct	3fg-fga	pct	ft-fga	pct	off	def	tot	avg								
at Central Arkansas	12/1/1	*	35	1-2	.50	0-0	.00	4-6	.66	1	4	5	5.0	4	3	5	0	2	6	6.0	
BELHAVEN	12/6/1	*	37	2-6	.33	0-0	.00	1-1	1.00	4	2	6	5.5	1	9	3	0	1	5	5.5	
at Purdue	12/10/	*	26	2-7	.28	0-0	.00	4-4	1.00	0	1	1	4.0	0	3	5	0	1	8	6.3	
at TOLEDO	12/13/	*	26	0-3	.00	0-0	.00	0-0	.00	0	1	1	3.3	4	5	0	0	0	0	4.8	
Totals			4	124	5-18	.27	0-0	.00	9-11	.81	5	8	13	3.3	9	20	13	0	4	19	4.8

Games played: 4
Minutes/game: 31.0
Points/game: 4.8
FG Pct: 27.8
FT Pct: 81.8

Rebounds/game: 3.3
Assists/game: 5.0
Turnovers/game: 3.3
Assist/turnover ratio: 1.5
Steals/game: 1.0

#11 Waters, Charles

Opponent	Date	gs	min	Total		3-Pointers		Free throws		Rebounds				pf	a	t/o	blk	stl	pts	avg
				fg-fga	pct	3fg-fga	pct	ft-fga	pct	off	def	tot	avg							
LAMAR	11/25/		11	0-1	.00	0-0	.00	0-0	.00	0	1	1	1.0	1	0	1	0	0	0	0.0
at Central Arkansas	12/1/1		13	1-2	.50	0-0	.00	1-2	.50	1	3	4	2.5	2	0	0	0	2	3	1.5
BELHAVEN	12/6/1		15	3-5	.60	0-0	.00	0-0	.00	1	2	3	2.7	1	0	1	0	1	6	3.0
at Purdue	12/10/		3	0-0	.00	0-0	.00	0-0	.00	0	0	0	2.0	0	0	0	0	0	0	2.3
at TOLEDO	12/13/		1	0-1	.00	0-0	.00	0-0	.00	1	1	2	2.0	2	0	0	0	0	0	1.8
Totals		0	43	4-9	.44	0-0	.00	1-2	.50	3	7	10	2.0	6	0	2	0	3	9	1.8

Games played: 5
Minutes/game: 8.6
Points/game: 1.8
FG Pct: 44.4
FT Pct: 50.0

Rebounds/game: 2.0
Turnovers/game: 0.4
Steals/game: 0.6

#12 Gardner, Sean

Opponent	Date	gs	min	Total		3-Pointers		Free throws		Rebounds				pf	a	t/o	blk	stl	pts	avg	
				fg-fga	pct	3fg-fga	pct	ft-fa	pct	off	def	tot	avg								
UT MARTIN	11/17/	*	38	6-9	.66	1-3	.33	2-4	.50	1	3	4	4.0	2	0	4	0	2	15	15.0	
LAMAR	11/25/	*	30	4-10	.40	2-6	.33	1-2	.50	0	2	2	3.0	2	1	1	0	0	11	13.0	
at Central Arkansas	12/1/1	*	32	2-10	.20	0-5	.00	0-0	.00	5	3	8	4.7	1	1	2	0	1	4	10.0	
BELHAVEN	12/6/1	*	35	10-13	.76	8-9	.88	0-0	.00	1	7	8	5.5	2	1	1	2	1	28	14.5	
at Purdue	12/10/	*	23	1-6	.16	0-3	.00	0-0	.00	2	0	2	4.8	5	1	1	0	0	2	12.0	
at TOLEDO	12/13/	*	40	5-13	.38	2-8	.25	0-0	.00	1	7	8	5.3	1	3	0	1	3	12	12.0	
Totals			6	198	28-61	.45	13-34	.38	3-6	.50	10	22	32	5.3	13	7	9	3	7	72	12.0

Games played: 6
Minutes/game: 33.0
Points/game: 12.0
FG Pct: 45.9
3FG Pct: 38.2
FT Pct: 50.0

Rebounds/game: 5.3
Assists/game: 1.2
Turnovers/game: 1.5
Assist/turnover ratio: 0.8
Steals/game: 1.2
Blocks/game: 0.5



Arkansas State Individual Game-by-Game (as of Dec 16, 2014) All games



#13 Foster, C.J.

Opponent	Date	gs	min	Total		3-Pointers		Free throws		Rebounds				pf	a	t/o	blk	stl	pts	avg
				fg-fga	pct	3fg-fga	pct	ft-fga	pct	off	def	tot	avg							
UT MARTIN	11/17/	*	23	3-5	.60	0-1	.00	1-1	1.00	1	0	1	1.0	5	1	3	0	0	7	7.0
LAMAR	11/25/	*	31	0-1	.00	0-0	.00	3-4	.75	0	2	2	1.5	3	1	1	0	0	3	5.0
at Central Arkansas	12/1/1		13	1-2	.50	0-1	.00	2-4	.50	1	1	2	1.7	2	1	0	1	0	4	4.7
BELHAVEN	12/6/1		12	1-2	.50	0-0	.00	1-1	1.00	1	0	1	1.5	1	1	2	0	0	3	4.3
at Purdue	12/10/		17	0-2	.00	0-1	.00	0-0	.00	1	2	3	1.8	2	2	2	0	0	0	3.4
Totals		2	96	5-12	.41	0-3	.00	7-10	.70	4	5	9	1.8	13	6	8	1	0	17	3.4

Games played: 5
Minutes/game: 19.2
Points/game: 3.4
FG Pct: 41.7
3FG Pct: 0.0
FT Pct: 70.0

Rebounds/game: 1.8
Assists/game: 1.2
Turnovers/game: 1.6
Assist/turnover ratio: 0.8
Blocks/game: 0.2

#14 Downs, Kelvin

Opponent	Date	gs	min	Total		3-Pointers		Free throws		Rebounds				pf	a	t/o	blk	stl	pts	avg
				fg-fga	pct	3fg-fga	pct	ft-fga	pct	off	def	tot	avg							
UT MARTIN	11/17/	*	23	3-4	.75	0-0	.00	2-2	1.00	0	1	1	1.0	4	0	1	0	0	8	8.0
LAMAR	11/25/	*	18	2-5	.40	0-0	.00	3-5	.60	1	2	3	2.0	1	0	3	0	0	7	7.5
at Central Arkansas	12/1/1	*	14	2-4	.50	0-0	.00	0-1	.00	1	2	3	2.3	1	0	0	1	1	4	6.3
BELHAVEN	12/6/1	*	19	2-7	.28	0-2	.00	1-1	1.00	0	5	5	3.0	3	1	2	1	0	5	6.0
at Purdue	12/10/	*	10	0-3	.00	0-0	.00	0-0	.00	1	1	2	2.8	5	1	0	0	0	0	4.8
at TOLEDO	12/13/		24	2-4	.50	0-0	.00	0-0	.00	0	3	3	2.8	1	1	1	1	0	4	4.7
Totals		5	108	11-27	.40	0-2	.00	6-9	.66	3	14	17	2.8	15	3	7	3	1	28	4.7

Games played: 6
Minutes/game: 18.0
Points/game: 4.7
FG Pct: 40.7
3FG Pct: 0.0
FT Pct: 66.7

Rebounds/game: 2.8
Assists/game: 0.5
Turnovers/game: 1.2
Assist/turnover ratio: 0.4
Steals/game: 0.2
Blocks/game: 0.5

#24 Livingston, Anthony

Opponent	Date	gs	min	Total		3-Pointers		Free throws		Rebounds				pf	a	t/o	blk	stl	pts	avg
				fg-fga	pct	3fg-fga	pct	ft-fga	pct	off	def	tot	avg							
UT MARTIN	11/17/	*	38	9-15	.60	2-3	.66	6-7	.85	2	7	9	9.0	2	0	2	1	2	26	26.0
LAMAR	11/25/	*	39	6-8	.75	1-3	.33	3-6	.50	4	5	9	9.0	2	2	4	2	1	16	21.0
at Central Arkansas	12/1/1	*	35	8-13	.61	2-2	1.00	2-3	.66	1	2	3	7.0	0	1	4	2	0	20	20.7
BELHAVEN	12/6/1	*	32	7-11	.63	1-2	.50	4-5	.80	0	10	10	7.8	4	0	3	1	2	19	20.3
at Purdue	12/10/	*	33	5-13	.38	1-2	.50	1-2	.50	2	2	4	7.0	3	0	4	0	0	12	18.6
at TOLEDO	12/13/	*	25	4-9	.44	1-3	.33	2-2	1.00	1	3	4	6.5	4	1	5	1	0	11	17.3
Totals		6	202	39-69	.56	8-15	.53	18-25	.72	10	29	39	6.5	15	4	22	7	5	104	17.3

Games played: 6
Minutes/game: 33.7
Points/game: 17.3
FG Pct: 56.5
3FG Pct: 53.3
FT Pct: 72.0

Rebounds/game: 6.5
Assists/game: 0.7
Turnovers/game: 3.7
Assist/turnover ratio: 0.2
Steals/game: 0.8
Blocks/game: 1.2



Arkansas State Individual Game-by-Game (as of Dec 16, 2014) All games



#25 White, Ronnie

Opponent	Date	gs	min	Total		3-Pointers		Free throws		Rebounds				pf	a	t/o	blk	stl	pts	avg
				fg-fga	pct	3fg-fga	pct	ft-fta	pct	off	def	tot	avg							
UT MARTIN	11/17/		13	0-2	.00	0-0	.00	0-0	.00	0	4	4	4.0	1	0	1	0	0	0	0.0
BELHAVEN	12/6/1		3	1-1	1.00	0-0	.00	2-2	1.00	2	1	3	3.5	0	0	0	0	0	4	2.0
at Purdue	12/10/		10	0-1	.00	0-0	.00	1-2	.50	0	3	3	3.3	3	0	0	0	0	1	1.7
Totals		0	26	1-4	.25	0-0	.00	3-4	.75	2	8	10	3.3	4	0	1	0	0	5	1.7

Games played: 3
Minutes/game: 8.7
Points/game: 1.7
FG Pct: 25.0
FT Pct: 75.0

Rebounds/game: 3.3
Turnovers/game: 0.3

#33 Bocoum, Nouhoum

Opponent	Date	gs	min	Total		3-Pointers		Free throws		Rebounds				pf	a	t/o	blk	stl	pts	avg
				fg-fga	pct	3fg-fga	pct	ft-fta	pct	off	def	tot	avg							
UT MARTIN	11/17/		5	0-0	.00	0-0	.00	0-0	.00	0	2	2	2.0	1	0	0	0	0	0	0.0
LAMAR	11/25/		12	2-3	.66	0-0	.00	2-2	1.00	3	4	7	4.5	4	0	1	1	1	6	3.0
at Central Arkansas	12/1/1		18	6-9	.66	0-0	.00	0-0	.00	5	4	9	6.0	1	0	0	3	0	12	6.0
BELHAVEN	12/6/1		5	1-4	.25	0-1	.00	0-0	.00	2	2	4	5.5	1	0	0	0	0	2	5.0
at Purdue	12/10/		24	4-9	.44	0-0	.00	2-4	.50	5	5	10	6.4	1	0	2	1	0	10	6.0
at TOLEDO	12/13/	*	30	6-11	.54	0-0	.00	1-2	.50	2	3	5	6.2	3	0	2	0	0	13	7.2
Totals		1	94	19-36	.52	0-1	.00	5-8	.62	17	20	37	6.2	11	0	5	5	1	43	7.2

Games played: 6
Minutes/game: 15.7
Points/game: 7.2
FG Pct: 52.8
3FG Pct: 0.0
FT Pct: 62.5

Rebounds/game: 6.2
Turnovers/game: 0.8
Steals/game: 0.2
Blocks/game: 0.8

#TM TEAM

Opponent	Date	gs	min	Total		3-Pointers		Free throws		Rebounds				pf	a	t/o	blk	stl	pts	avg
				fg-fga	pct	3fg-fga	pct	ft-fta	pct	off	def	tot	avg							
UT MARTIN	11/17/		0	0-0	.00	0-0	.00	0-0	.00	0	1	1	1.0	0	0	0	0	0	0	0.0
LAMAR	11/25/		0	0-0	.00	0-0	.00	0-0	.00	3	1	4	2.5	0	0	0	0	0	0	0.0
at Central Arkansas	12/1/1		0	0-0	.00	0-0	.00	0-0	.00	2	1	3	2.7	1	0	1	0	0	0	0.0
BELHAVEN	12/6/1		0	0-0	.00	0-0	.00	0-0	.00	4	1	5	3.3	0	0	0	0	0	0	0.0
at Purdue	12/10/		0	0-0	.00	0-0	.00	0-0	.00	2	2	4	3.4	0	0	0	0	0	0	0.0
at TOLEDO	12/13/		0	0-0	.00	0-0	.00	0-0	.00	5	1	6	3.8	0	0	0	0	0	0	0.0
Totals		0	0	0-0	.00	0-0	.00	0-0	.00	16	7	23	3.8	1	0	1	0	0	0	0.0

Games played: 6

Rebounds/game: 3.8
Turnovers/game: 0.2



Arkansas State Player High/Low Analysis (as of Dec 16, 2014)

All games



Arkansas State - INDIVIDUAL GAME HIGHS

Points	28		Gardner, Sean vs Belhaven (12/6/14)
	26		Livingston, Anthony vs UT Martin (11/17/14)
	20		Livingston, Anthony at Central Arkansas (12/1/14)
	19		Livingston, Anthony vs Belhaven (12/6/14)
	18		Golden, Cameron at TOLEDO (12/13/14)
	18		Golden, Cameron vs Belhaven (12/6/14)
Field Goals Made	10		Gardner, Sean vs Belhaven (12/6/14)
	9		Livingston, Anthony vs UT Martin (11/17/14)
Field Goal Att.	15		Golden, Cameron at TOLEDO (12/13/14)
	15		Golden, Cameron vs Belhaven (12/6/14)
	15		Golden, Cameron at Central Arkansas (12/1/14)
	15		Livingston, Anthony vs UT Martin (11/17/14)
FG Pct (min 5 made)	.769	(10-13)	Gardner, Sean vs Belhaven (12/6/14)
	.750	(6-8)	Livingston, Anthony vs Lamar (11/25/14)
3-Point FG Made	8		Gardner, Sean vs Belhaven (12/6/14)
	4		Golden, Cameron at TOLEDO (12/13/14)
	4		Golden, Cameron at Central Arkansas (12/1/14)
3-Point FG Att.	10		Golden, Cameron at TOLEDO (12/13/14)
	10		Golden, Cameron vs Belhaven (12/6/14)
	10		Golden, Cameron at Central Arkansas (12/1/14)
3-Pt FG Pct (min 2 made)	1.000	(3-3)	Golden, Cameron vs UT Martin (11/17/14)
	1.000	(2-2)	Macklien, Daijon at TOLEDO (12/13/14)
	1.000	(2-2)	Livingston, Anthony at Central Arkansas (12/1/14)
Free Throws Made	6		Livingston, Anthony vs UT Martin (11/17/14)
	5		Golden, Cameron vs Belhaven (12/6/14)
Free Throw Att.	7		Livingston, Anthony vs UT Martin (11/17/14)
	6		Hardwick, PJ at Central Arkansas (12/1/14)
	6		Golden, Cameron vs Lamar (11/25/14)
	6		Livingston, Anthony vs Lamar (11/25/14)
	6		Golden, Cameron vs UT Martin (11/17/14)
FT Pct (min 3 made)	1.000	(5-5)	Golden, Cameron vs Belhaven (12/6/14)
	1.000	(4-4)	Hardwick, PJ at Purdue (12/10/14)
Rebounds	10		Bocoum, Nouhoum at Purdue (12/10/14)
	10		Livingston, Anthony vs Belhaven (12/6/14)
Assists	9		Hardwick, PJ vs Belhaven (12/6/14)
	7		Golden, Cameron vs Belhaven (12/6/14)
Steals	5		Golden, Cameron at Central Arkansas (12/1/14)
	4		Golden, Cameron at Purdue (12/10/14)
Blocked Shots	3		Bocoum, Nouhoum at Central Arkansas (12/1/14)
	2		Gardner, Sean vs Belhaven (12/6/14)
	2		Livingston, Anthony at Central Arkansas (12/1/14)
	2		Livingston, Anthony vs Lamar (11/25/14)
Turnovers	5		Livingston, Anthony at TOLEDO (12/13/14)
	5		Hardwick, PJ at Purdue (12/10/14)
	5		Hardwick, PJ at Central Arkansas (12/1/14)
Fouls	5		Downs, Kelvin at Purdue (12/10/14)
	5		Gardner, Sean at Purdue (12/10/14)
	5		Foster, C.J. vs UT Martin (11/17/14)
Minutes	40		Gardner, Sean at TOLEDO (12/13/14)
	40		Golden, Cameron vs Lamar (11/25/14)



Arkansas State Opponent High/Low Analysis (as of Dec 16, 2014)
All games



OPPONENT INDIVIDUAL GAME HIGHS

Points	23		HOWARD, Twymond vs UT Martin (11/17/14)
	19		De'la Mayers vs Belhaven (12/6/14)
	18		Stephens, Kendall at Purdue (12/10/14)
	16		Josh Carpenter vs Belhaven (12/6/14)
	15		BROWN, Julius at TOLEDO (12/13/14)
	15		NEWELL, Marshun vs UT Martin (11/17/14)
Field Goals Made	9		HOWARD, Twymond vs UT Martin (11/17/14)
	7		De'la Mayers vs Belhaven (12/6/14)
Field Goal Att.	15		HOWARD, Twymond vs UT Martin (11/17/14)
	13		De'la Mayers vs Belhaven (12/6/14)
FG Pct (min 5 made)	.833	(5-6)	de Lattibeaudiere, T vs Lamar (11/25/14)
	.667	(6-9)	Stephens, Kendall at Purdue (12/10/14)
3-Point FG Made	6		Stephens, Kendall at Purdue (12/10/14)
	4		Jerrial Dawson vs Belhaven (12/6/14)
	4		NEWELL, Marshun vs UT Martin (11/17/14)
3-Point FG Att.	10		Jordan Bedford vs Belhaven (12/6/14)
	10		Jerrial Dawson vs Belhaven (12/6/14)
3-Pt FG Pct (min 2 made)	.857	(6-7)	Stephens, Kendall at Purdue (12/10/14)
	.800	(4-5)	NEWELL, Marshun vs UT Martin (11/17/14)
Free Throws Made	11		DRUMMOND, Justin at TOLEDO (12/13/14)
	5		De'la Mayers vs Belhaven (12/6/14)
	5		TAYLOR, Myles vs UT Martin (11/17/14)
Free Throw Att.	13		De'la Mayers vs Belhaven (12/6/14)
	12		DRUMMOND, Justin at TOLEDO (12/13/14)
FT Pct (min 3 made)	1.000	(4-4)	Octeus, Jon at Purdue (12/10/14)
	1.000	(4-4)	SMITH, Deville vs UT Martin (11/17/14)
	1.000	(3-3)	Mathias, Dakota at Purdue (12/10/14)
	1.000	(3-3)	Josh Carpenter vs Belhaven (12/6/14)
Rebounds	9		TAYLOR, Myles vs UT Martin (11/17/14)
	8		WEATHERSPOON, J.D. at TOLEDO (12/13/14)
Assists	6		BOOTHE, Nathan at TOLEDO (12/13/14)
	5		BROWN, Julius at TOLEDO (12/13/14)
	5		Edwards, Vince at Purdue (12/10/14)
	5		de Lattibeaudiere, T vs Lamar (11/25/14)
	5		SMITH, Deville vs UT Martin (11/17/14)
Steals	5		SMITH, Deville vs UT Martin (11/17/14)
	4		Jerrial Dawson vs Belhaven (12/6/14)
Blocked Shots	3		Stephens, Kendall at Purdue (12/10/14)
	3		Zuilhof, Jake at Central Arkansas (12/1/14)
Turnovers	4		de Lattibeaudiere, T vs Lamar (11/25/14)
	4		NEWELL, Marshun vs UT Martin (11/17/14)
Fouls	5		Datodrick Pinkston vs Belhaven (12/6/14)
	4		BOOTHE, Nathan at TOLEDO (12/13/14)
	4		Milligan, Boo at Central Arkansas (12/1/14)
	4		Owens, Marcus vs Lamar (11/25/14)
	4		de Lattibeaudiere, T vs Lamar (11/25/14)
	4		Mattingly, Preston vs Lamar (11/25/14)
	4		TAYLOR, Myles vs UT Martin (11/17/14)

NCAA Statistics

Arkansas St. - 2014-15 Men's Basketball Ranking Summary thru games 12/15/2014

Statistic	National Rank	Conference Rank	Value	National Leader	Value	Conference Leader	Value
3-pt Field Goal Attempts (345 ranked)	330	10	111	VMI	416	Ga. Southern Texas-Arlington	178 178
Assist Turnover Ratio (345 ranked)	240	8	0.85	Duke	1.80	Georgia St.	1.38
Assists Per Game (345 ranked)	222	7	11.8	Minnesota	19.7	La.-Lafayette	15.7
Blocked Shots Per Game (345 ranked)	190	8	3.3	UNLV	8.6	La.-Monroe	6.1
Defensive Rebounds per Game (345 ranked)	248	10	22.67	Texas	31.44	La.-Lafayette	27.56
Fewest Fouls (345 ranked)	4	1	106	Houston	86	Arkansas St.	106
Fewest Turnovers (345 ranked)	13	1	84	Cal Poly	59	Arkansas St.	84
Field-Goal Percentage (345 ranked)	146	6	44.3	Notre Dame	55.7	Georgia St.	50.9
Field-Goal Percentage Defense (345 ranked)	225	8	43.5	Kentucky	30.4	La.-Monroe	35.3
Free Throw Attempts (345 ranked)	342	11	98	UCLA	307	Troy	210
Free Throws Made (345 ranked)	341	11	69	Massachusetts Maryland	214 214	Troy	142
Free-Throw Percentage (345 ranked)	126	2	70.4	Alabama	78.8	Ga. Southern	73.2
Offensive Rebounds Per Game (345 ranked)	108	4	12.17	West Virginia	19.70	Ga. Southern	15.57
Personal Fouls Per Game (345 ranked)	113	5	17.7	Northeastern	12.8	Troy	15.4
Rebound Margin (345 ranked)	145	5	2.0	Texas	14.7	Ga. Southern	7.6
Scoring Defense (345 ranked)	237	6	69.2	Virginia	47.4	Texas St.	54.6
Scoring Margin (345 ranked)	236	9	-1.8	Kentucky	28.2	Ga. Southern	15.1
Scoring Offense (345 ranked)	200	9	67.3	BYU	89.8	La.-Lafayette	77.9
Steals Per Game (345 ranked)	188	9	6.3	West Virginia	13.7	Texas St.	10.1
Three Pt FG Defense (345 ranked)	260	9	35.8	Pepperdine	20.8	La.-Monroe	26.7
Three-Point Field Goals Per Game (345 ranked)	126	4	6.8	VMI	12.9	Ga. Southern	8.1
Three-Point Field-Goal Percentage (285 ranked)	88	4	36.9	Michigan St.	45.6	Georgia St.	40.9
Total 3-point FGM (345 ranked)	293	8	41	VMI	142	Texas-Arlington	67
Total Assists (345 ranked)	331	10	71	BYU	208	La.-Lafayette	141
Total Blocks (345 ranked)	294	10	20	Kentucky	91	La.-Monroe	49
Total Rebounds (345 ranked)	342	10	209	Howard	473	La.-Lafayette	352
Total Rebounds Per Game (345 ranked)	195	8	34.83	Louisville	46.67	Ga. Southern	41.71
Total Steals (344 ranked)	325	10	38	West Virginia	137	Georgia St.	79
Turnover Margin (338 ranked)	268	10	-1.7	Eastern Ky.	11.9	Texas St.	6.0
Turnovers Per Game (345 ranked)	222	8	14.0	Cal Poly	7.4	UALR	11.0
Won-Lost Percentage (343 ranked)	270	10	33.3	9 teams tied	100.0	Georgia St.	75.0

Statistic	Player	National Rank	Conference Rank	Value	National Leader	Value	Conference Leader	Value
3-pt Field Goal Attempts (240 ranked)	Cameron Golden	240	7	47	Damon Lynn, NJIT	117	R.J. Hunter, Georgia St.	73
Assist Turnover Ratio (246 ranked)	Cameron Golden	94	8	2.40	Mario Blessing, USC Upstate	8.00	Nick Coppola, La.-Monroe	3.25
Assists Per Game (249 ranked)	Cameron Golden	136	4	4.0	Jalan West, Northwestern St.	8.4	Ryan Harrow, Georgia St.	5.9
Blocked Shots Per Game (248 ranked)	Anthony Livingston	227	9	1.17	Robert Upshaw, Washington	4.88	Shawn Long, La.-Lafayette	2.00
Defensive Rebounds per Game (248 ranked)	Anthony Livingston	178	6	4.83	Alan Williams, UC Santa Barbara	8.78	Majok Deng, La.-Monroe	5.50
Double Doubles (41 ranked)					Charles Jackson, Tennessee Tech Jameel Warney, Stony Brook	8 8	Kevin Thomas, Troy	4
Field-Goal Percentage (250 ranked)	Anthony Livingston	50	3	56.5	Colton Weisbrod, New Orleans	72.7	Kevin Thomas, Troy	67.2
Free Throw Attempts (239 ranked)					Michael Myers, UMES	100	Frank Eaves, Appalachian St.	58
Free Throws Made (242 ranked)					Melo Trimble, Maryland	78	Frank Eaves, Appalachian St.	49
Free-Throw Percentage (250 ranked)					Chasson Randle, Stanford Brian Darden, Hampton	100.0 100.0	Jelani Hewitt, Ga. Southern	90.2
Minutes Per Game (249 ranked)	Cameron Golden Anthony Livingston Sean Gardner	53 122 161	2 6 8	35:20 33:40 33:00	Kahlil Felder, Oakland Zaid Hearst, Quinnipiac	39:00 39:00	R.J. Hunter, Georgia St.	35:22
Offensive Rebounds Per Game (235 ranked)	Nouhoum Bocoum	118	6	2.83	Desharick Guidry, McNeese St.	5.29	Kevin Thomas, Troy	4.38
Points Per Game (247 ranked)	Anthony Livingston Cameron Golden	80 213	4 8	17.3 14.8	A.J. English, Iona Andrew Rowsey, UNC Asheville	24.4 24.4	R.J. Hunter, Georgia St.	23.3
Rebounds Per Game (249 ranked)					Jameel Warney, Stony Brook	12.5	Kevin Thomas, Troy	8.8
Steals Per Game (247 ranked)	Cameron Golden	33	4	2.33	Briante Weber, VCU	4.25	Jelani Hewitt, Ga. Southern	3.57
Three-Point Field Goals Per Game (250 ranked)	Cameron Golden Sean Gardner	57 180	3 7	2.83 2.17	Andrew Rowsey, UNC Asheville	4.22	Jelani Hewitt, Ga. Southern	3.71
Three-Point Field-Goal Percentage (104 ranked)	Cameron Golden	93	3	36.2	John Simons, Central Mich.	60.5	Jelani Hewitt, Ga. Southern	41.3
Total 3-point FGM (248 ranked)	Cameron Golden	248	6	17	Damon Lynn, NJIT	45	Jelani Hewitt, Ga. Southern R.J. Hunter, Georgia St.	26 26
Total Assists (231 ranked)					Christopher Anderson, San Diego	84	Ryan Harrow, Georgia St.	47
Total Blocks (229 ranked)					Robert Upshaw, Washington	39	James White, UALR	15
Total Field Goal Attempts (244 ranked)					QJ Peterson, VMI	191	R.J. Hunter, Georgia St.	130
Total Field Goals Made (235 ranked)					Tyler Haws, BYU	83	Ryan Harrow, Georgia St.	64
Total Minutes (250 ranked)					D.J. Newbill, Penn St.	421:00		
Total Points (248 ranked)					Tyler Haws, BYU	262	R.J. Hunter, Georgia St.	186
Total Rebounds (243 ranked)					Jameel Warney, Stony Brook	125	Kevin Thomas, Troy	70
Total Steals (200 ranked)	Cameron Golden	200	8	14	Briante Weber, VCU	34	Jelani Hewitt, Ga. Southern	25
Triple Doubles (1 ranked)					4 players tied	1		