



CENTRAL ARKANSAS BEARS BASKETBALL

SID Contact: Steve East • Phone: (501) 450-5743 • Cell: (501) 339-8215
seast@uca.edu • www.ucasports.com



GAME
7

UCA BEARS (0-6, 0-0) vs. ASU Red Wolves (0-2, 0-0)

Monday, Dec. 1 • 7:00 p.m.
Farris Center • Conway, Ark.

• PROJECTED STARTERS •

#1 JORDAN HOWARD

FR • G • 5-11, 180 • Chandler, Ariz. • Perry HS
GP/GS 6/6 • **PPG** 17.0 • **RPG** 2.2 • **APG** 2.6

#10 MATTHIEU KAMBA

FR • G • 6-5, 205 • Calgary, Alberta • Bishop McNally HS
GP/GS 6/4 • **PPG** 6.8 • **RPG** 3.5 • **APG** 2.1

#4 ALBERT CHRISTENSSON

FR • F • 6-9, 20 • Lund, Sweden • South Kent (Conn.) Prep
GP/GS 6/4 • **PPG** 5.8 • **RPG** 2.8 • **APG** 0.3

#30 MICHAEL MARTIN

JR • G • 6-0, 190 • Wichita, Kan. • Coffeyville CC
GP/GS 6/6 • **PPG** 11.8 • **RPG** 3.8 • **APG** 3.6

#52 JAKE ZUILHOF

JR • C • 6-9, 230 • Azle, Texas • Grand Canyon University
GP/GS 6/6 • **PPG** 10.2 • **RPG** 5.2 • **BPG** 1.8

BEAR TRACKS...

✓ LAST OUTING: UALR 85, UCA 71

Guards Mike Martin and Jordan Howard combined for 41 points and 7 assists but it was not enough as the Trojans shot 54.5 percent from the field to beat the Bears. UCA made 11 of 25 from three-point range, with Martin hitting 5 of 7 and Howard 4 of 8, but the Bears were just 8 of 11 at the free-throw line, compared to 21 of 25 for the Trojans. UCA also had 15 turnovers to UALR's 9.

Junior center Jake Zuilhof added 14 points and 7 rebounds for UCA.

✓ **THE SERIES:** The Red Wolves lead the overall series 22-19, and have won all three matchups since the series resumed in 2011-12, with two of those wins coming in Jonesboro.

The last matchup in Conway (Nov. 21, 2012) was a shootout, with ASU winning 73-72 on Cameron Golden's long three-pointer from in front of the ASU bench in the final seconds.

✓ **IN-STATE:** The Bears will play consecutive in-state teams (UALR and Arkansas State) for the first time since 2012 when UCA hosted Hendrix College and Arkansas State in back-to-back games.

✓ **SEASONING:** The Bears have played six games already this season _ five on the road _ while the Red Wolves have played only two. UCA's lone home game was a 74-68 loss to Southeast Missouri on Nov. 22.

✓ **THREES & FOULS:** The Bears have made a league-high 53 three-pointers this season, connecting on 40.5 percent from beyond the arc. Freshman Jordan Howard has a team-high 19 threes, and is second in the SLC. Junior Mike Martin has 12, followed by freshman Thatch Unruh with nine. Six different

UCA BEARS 2014-15 SCHEDULE

Nov. 1	vs. Hendrix (exh.)	W, 102-60
Nov. 8	U. of the Ozarks (exh.)	W, 91-71
Nov. 14	@ Creighton	L, 77-104
Nov. 16	@ Omaha	L, 75-100
Nov. 18	@ Nebraska	L, 56-82
Nov. 22	vs. SE Missouri State	L, 68-74
Nov. 25	@ Charleston Southern	L, 67-80
Nov. 29	@ Arkansas-Little Rock	L, 71-85
Dec. 1	vs. Arkansas State	7:00
Dec. 6	@ Troy	12:00
Dec. 17	@ New Mexico	9:00
Dec. 21	vs. Coastal Carolina	12:30
Dec. 29	vs. Morehead State	7:00
Jan. 3	@ Abilene Christian*	4:00
Jan. 6	vs. Texas A&M-CC*	8:00
Jan. 10	@ Lamar*	6:00
Jan. 13	vs. Stephen F. Austin*	7:00
Jan. 19	@ Houston Baptist*	7:00
Jan. 24	vs. Nicholls*	4:00
Jan. 26	@ New Orleans*	7:00
Feb. 3	vs. Northwestern State*	7:00
Feb. 7	vs. New Orleans*	4:00
Feb. 10	@ SE Louisiana*	7:00
Feb. 13	vs. Incarnate Word*	7:00
Feb. 16	@ Northwestern State*	6:30
Feb. 21	vs. Sam Houston State*	4:00
Feb. 24	vs. McNeese State*	7:00
Feb. 28	vs. SE Louisiana*	4:00
Mar. 2	@ Sam Houston State*	6:30
Mar. 5	@ Nicholls*	7:30
Mar. 8	@ McNeese State*	1:00

* Southland Conference games all times CST

GAME INFORMATION

TIME:Tipoff 7:00 p.m.

RADIO:KUCA 91.3 FM with Justin Aciri

INTERNET:ucasports.com/watch (free streaming)

TELEVISION:none

SOCIAL MEDIA: Twitter: @ucasports / @UCAScoreboard

Facebook: University of Central Arkansas Athletics

SERIES:ASU leads the series 22-19.

CONFERENCES: UCA (Southland); ASU (Sun Belt)

COACHES:

UCA - Russ Pennell is 0-6 in his first season as UCA head coach. His overall record is 112-79 (6 years)

UALR - John Brady is 99-93 in his seventh season at ASU. His overall head coaching mark is 380-309 in 23 years.

players have made at least one three.

The Bears have been called for 34 more fouls than their first six opponents. UCA has 144 fouls while its opponents have 110 through six games. UCA's opponents have shot 178 free throws compared to the Bears' 119.

✓ **CROWD SIZE:** The Bears have been on a rollercoaster as far as crowd size this season. UCA played in front of a crowd of 18,160, followed by 1,367, 15,389, 758, 777 and 1,060. Five of their six games have been on the road.

✓ **ON THE REBOUND:** The Bears finally won a rebound battle (36-34) last Tuesday at Charleston Southern. UCA

2014-15 UCA BEARS BASKETBALL • PAGE 2

had been outrebounded by an average of 15.2 rebounds per game through four games. UCA has 182 total rebounds compared to 246 for its opponents. The difference is 90-45 in offensive rebounds. UCA's leader is junior center Jake Zuilhof with a 5.2 average.

✓ **LONE RETURNEE:** The only returnee from last season for the Bears is 6-foot-7 sophomore forward Ethan Lee from Camden, Ark. New head coach Russ Pennell is starting from scratch with a brand-new roster, featuring eight freshman, three junior transfers and Lee.

Lee started eight games a year ago and played in all 29. He averaged 4.3 points and 2.6 rebounds, with highs of 16 points (vs. Northwestern State) and 7 rebounds (vs. Sam Houston State). Lee shot 46.4 percent from the field and 56.3 percent from the free-throw line.

UCA is getting 45.6 of its 68.6 points per game from freshman so far this season.

✓ **FORMIDABLE SCHEDULE:** Coach Russ Pennell scheduled a complete Division I schedule for his first season. In recent years, the Bears have played their allowed allotment of non-Division I teams, but will not face any in 2014-15.

UCA opened the season with a three-game road trip to Nebraska to face Creighton, Nebraska-Omaha and the University of Nebraska. Later matchups include games with in-state rivals Arkansas State and Arkansas-Little Rock, road trips to Charleston Southern, Troy and New Mexico, and home dates with Southeast Missouri, Morehead State and Coastal Carolina.

The Southland Conference season begins on the road for the Bears on Jan. 3 at Abilene Christian. They close the regular season on the road at Nicholls State and McNeese State.

✓ **D LEAGUE:** Two of UCA's seniors from last season, LaQuentin Miles and DeShone McClure, were taken in the recent NBA Developmental League draft. Miles, a guard from Jacksonville, Ark., was taken first in the fifth round by the Delaware 87ers, while McClure, also from Jacksonville, went to the Texas Legends with the eighth pick in the fifth round.

Miles led the Bears and the Southland Conference in scoring last season at 23.2 points per game and also averaged 7.5 rebounds. He was a first-team All-SLC selection and earned SLC Player of the Week honors twice. McClure averaged 13.0 points and 2.2 assists per game and made a team-high 51 three-pointers.

Twenty-six members of the 2013 NBA Draft class honed their skills in the NBA D-League during the 2013-14 NBA season, while more than 40 percent of players drafted in the NBA since 2005 have played in the NBA D-League. In total, one third of NBA players (149) at the end of the 2013-14 season boasted NBA D-League experience, including 79 who went on to play in the 2014 NBA playoffs. Five players with NBA D-League experience were crowned NBA Champions in 2014, as Aron Baynes, Austin Daye, Danny Green, Cory Joseph and Patty Mills contributed to the Spurs title run.

✓ **A YEAR AGO:** The Bears finished 8-21 overall under interim head coach Clarence Finley. UCA was 5-13 in SLC play and finished 11th in the 14-team league standings. The Bears went 7-11 at home at the Farris Center but were just 1-13 on the road.

✓ **ASSIST MAN:** New head coach Russ Pennell is in the UCA record books from his days as a point guard for the Bears. Pennell, who only played two seasons at UCA (1982-84), is still the career assist leader with 341 assists. His career average of 5.9 per game is also best in school history. Pennell's 220 assists during the 1983-84 season is second-best, while his 7.6 average that same season remains No. 1. Pennell, who played one season at UCA alongside NBA great Scottie Pippen, averaged 7.4 points per game in his two seasons at UCA and shot 52.6 from the field and 77.2 percent from the free-throw line.

✓ **SITTING OUT:** The Bears will have two talented transfers sitting out this season. Junior forward Justin Foreman (6-6, 210) and junior guard Jeff Lowery (6-2, 200) both transferred from Grand Canyon University and will be eligible to play in 2015-16 and could easily jump right into the starting lineup. Coach Pennell recruited and coached both players at Grand Canyon.

✓ **WNBA:** Coach Pennell got his first taste of coaching women's basketball when he served as interim coach of the WNBA's Phoenix Mercury in 2013.

Pennell led the Mercury to the WNBA Playoffs as the third seed in the Western Conference. Phoenix beat rival Los Angeles in the first round of the playoffs before falling to eventual champion Minnesota Lynx. Pennell coached WNBA All-Stars Diana Taurasi and Brittney Griner.

✓ **STAFFING:** Only one member of the coaching staff returns from the 2013-14 season. Joey Moon was director of basketball operations for the Bears last season and is an assistant coach on this year's squad. Pennell added associate head coach Anthony Boone, who coached previously with Pennell at Grand Canyon University, as well as assistant coach Matt Scherbenske and director of basketball operations Sammy Munsey.

✓ **FORMER COACHES:** UCA's previous two head coaches went a combined 34-83 over the past four seasons. Former Arkansas and NBA star Corliss Williamson had a 26-62 record from 2010-13. Interim head coach Clarence Finley was 8-21 last season after getting the interim job when Williamson left in August for an assistant coaching position with the Sacramento Kings.

Since moving to Division I, UCA has gone 77-159 overall and 30-102 in the Southland Conference.

STATISTICAL COMPARISON

UCA	Category	ASU
69.0	Points	65.6
87.5	Opponent Points	69.0
-18.5	Scoring Margin	-3.5
42.7	Field Goal %	49.5
47.9	Opponent Field Goal %	46.3
40.5	Three-Point %	39.3
35.2	Opponent Three-Point %	35.1
8.8	Threes Made per game	5.5
7.2	Opp. threes per game	6.5
66.4	Free Throw %	66.7
30.3	Rebounds	29.5
41.0	Opponent Rebounds	31.0
-10.7	Rebound Margin	-1.5
13.0	Assists per game	7.0

-4.8	Turnover margin	-2.0
4.0	Blocked Shots per game	2.0
5.7	Steals per game	4.5

INDIVIDUAL STAT LEADERS

UCA	Category	ASU
Jordan Howard 17.0	Points	Anthony Livingston 21.0
Jake Zuilhof 5.2	Rebounds	Anthony Livingston 9.0
Mike Martin 3.6	Assists	Cameron Golden 3.5
Jake Zuilhof 56.4	FG %	Anthony Livingston 65.2
Mike Martin 50.0	3PT%	Cameron Golden 55.5
Mike Martin 87.5	FT %	Kelvin Downs 71.4
Jake Zuilhof 1.8	Blocked Shots	Anthony Livingston 1.5
M. Martin/B. Milligan 1.5	Steals	A. Livingston/C. Golden 1.5

HEAD COACH RUSS PENNELL



Russ Pennell returned to the University of Central Arkansas in March 2014 as head men's basketball coach, 30 years after playing for the Bears.

Pennell brings not only 25+ years of coaching experience with him to Conway, but also a passion for the game of basketball and a commitment to the teaching and molding of young men. Pennell looks to bring stability and success to a program that has struggled since moving to NCAA Division I in 2006-07.

Pennell, who led the Arkansas Intercollegiate Conference in assists as a senior at UCA in 1983-84

with an 8.2 average, coached the Phoenix Mercury in the WNBA in 2013. He was the head men's basketball coach at Grand Canyon University from 2009 to 2013, leading the Antelopes to back-to-back NCAA Tournaments and an overall record of 72-44. The Antelopes were 42-16 from 2011-2013.


Pennell was the interim head coach at Arizona State in 2008-09, replacing Hall of Famer Lute Olsen. He led the Wildcats to 21 victories and a berth in the NCAA Sweet 16. That season, Arizona had victories over No. 4 Gonzaga, No. 6 UCLA, No. 23 Washington, No. 25 Utah and perennial powerhouse Kansas.

Prior to his stint at Arizona, Pennell founded the Arizona Premier Basketball Academy, a skill-developing academy for boys and girls ages 8-18. From 1998 to 2004, Pennell was an assistant coach at Arizona State under Rob Evans, helping the Sun Devils to four postseason appearances.

Pennell was also an assistant coach on Evan's staff at Ole Miss from 1992-98, helping the Rebels win consecutive SEC West titles and reach a national ranking as high as No. 10. Prior to Ole Miss, Pennell was an assistant to legendary coach Eddie Sutton at Oklahoma State from 1990-92. The Cowboys reached back-to-back Sweet 16s and reached No. 2 in the national polls.

Pennell transferred to UCA after two seasons at the University of Arkansas. Pennell holds the career assist record at UCA with 341 and is second in season assists with 220 in 1983-84. His career assist average is 5.9 per game and also a school record. Pennell was a 77.2 percent free-throw shooter and a 52.6 percent field-goal shooter during his UCA career.

Pennell is married to the former Julie Smith and they have two daughters, Morgan and Emily.



BEAR HISTORY...

RAGS TO RICHES - UCA's most famous athletic alumnus is **SCOTTIE PIPPEN** of Chicago Bulls fame. Pippen may have one of the greatest rags-to-riches stories in the history of sports.

The youngest of 11 children, Pippen was only an average high school player (6-1, 145) at tiny Class B Hamburg (Ark.) High School in the southeast corner of Arkansas. He was allowed to walk on as a manager at UCA as a favor to his high school coach Donald Wayne, who had played for UCA Coach Don Dyer.

He earned a scholarship as a player early in his freshman year when the team lost several team members. He quickly grew to 6-7 by his sophomore year and earned first-team NAIA All-America honors as a junior and senior, averaging 24 points and 11 rebounds as a senior.

After two stunning pre-draft camps, he was taken as the No. 5 lottery pick in the 1987 NBA Draft by the Seattle Supersonics, who turned around and traded his rights to the Chicago Bulls.

The rest is history as Pippen, teaming with the immortal Michael Jordan, won three consecutive NBA championships from 1991-93, and three more from 1996-98. He was an NBA All-Star 11 times and was named one of the NBA's 50 Greatest Players of all time in 1997.

He was a member of the original Dream Team which dominated the 1992 Summer Olympic Games and was also a member of the 1996 Olympic gold medal squad. His UCA jersey was retired in 2010. He was also recently inducted into the Naismith Basketball Hall of Fame.

THE MOVE TO D-I - The University of Central Arkansas made the four-year transition from NCAA Division II to NCAA Division I, beginning in 2006-07.

The NCAA requires programs making the move up to Division I to go through a four-year waiting period where no athletic teams are eligible for postseason play. UCA men's basketball became eligible for postseason competition on the conference and national levels beginning with the 2010-11 season.

The Bears were eligible to win the Southland Conference regular season divisional title during the transition period but could not advance to the SLC postseason tournament because of the automatic qualifier stipulation that the tournament enjoys.

AFFILIATION - UCA, a former member of the Gulf South Conference at the D-II level, became an official member of the Southland Conference on July 1, 2006. UCA was the only conference university from a state other than Texas or Louisiana until Oral Roberts joined the conference in 2012-13. ORU has since returned to the Summit League. The other 12 schools in the SLC are spread throughout those two states, leaving UCA on the extreme northern end of the league geographically.

UCA's closest conference trips are five hours to either Stephen F. Austin in Nacogdoches, Texas, or to Northwestern State in Natchitoches, La.

IN THE PAST - The UCA Bears have a rich postseason history dating back to their NAIA days.

The Bears played in back-to-back NAIA national championship games in 1990-91 and 1991-92 against the same Oklahoma City University team. OCU, featuring former Kentucky player Eric Manuel, got the best of the Bears both times.

The first year was a 74-71 win for OCU; the second was an 82-73 overtime win. Both games were played at Kansas City's Kemper Arena.

UCA made one national tournament appearance during its NCAA D-II years. The Bears made the 2005 NCAA South Regional and advanced to the second round before losing to Lynn University.

PRESEASON COACHES POLL:

1. Stephen F. Austin (11)	143
2. Northwestern St. (1)	129
3. Sam Houston State	118
4. Texas A&M-CC (1)	115
5. McNeese State	96
6. Incarnate Word	76
7. SE Louisiana	71
8. Nicholls	68
9. New Orleans	61
10. Lamar	50
11. Abilene Christian	31
12. Central Arkansas	29
13. Houston Baptist	27



PRESEASON SID POLL:

1. Stephen F. Austin (10)	144
2. Northwestern St. (3)	129
3. Sam Houston State	114
4. Texas A&M-CC	114
5. McNeese State	98
6. Incarnate Word	78
7. SE Louisiana	75
8. Nicholls	64
9. New Orleans	60
10. Lamar	47
11. Central Arkansas	41
12. Abilene Christian	26
13. Houston Baptist	26

2014-15 UCA BEARS BASKETBALL • PAGE 4

LAST TIME A UCA PLAYER...

Scored 40 points: 40, Rodney Dean vs. Missouri Southern (11/20/98)

Scored 30 points: 34, LaQuentin Miles, @ NW State (3/6/14)

Scored 25 points: 27, LaQuentin Miles, @ HBU (2/15/14)

Grabbed 15 rebounds: 16, LaQuentin Miles vs. Omaha (12/28/13)

Grabbed 20 rebounds: 20, Durrell Nevels vs. Alabama A&M (11/7/07)

Record a double-double: LaQuentin Miles, @ NW State, 34 points, 12 rebounds (3/6/14)

Record a triple-double: 30 points, 10 rebounds, 10 assists, Scottie Pippen vs. Hendrix (1/29/87) (*only one in school history)

Dished out 10 assists: 10, LaQuentin Miles vs. McNeese State (1/24/13)

Made 10 field goals: 10 (of 14), LaQuentin Miles vs. Lamar (3/1/14)

Attempted 20 FG: 25, LaQuentin Miles @ Northwestern State (3/6/14)

Made 9 three-pointers: 9, Marcus Pillow @ UT Arlington (2/21/09)

Made 8 three-pointers: 8, Brian Hill @ Henderson St. (2/25/95)

Made 7 three-pointers: 7 (of 9), Aubrey Ball @ McNeese State (1/30/14)

Made 6 three-pointers: 6 (of 7), DeShone McClure @ Oral Roberts (1/11/14)

Attempted 10 three-pointers: 10, Lenell Brown @ Houston Baptist (2/15/14)

Made 10 free throws: 11 (of 15), LaQuentin Miles, vs. SE Louisiana (2/6/14)

Attempted 15 free throws: 18, LaQuentin Miles vs. Lamar (3/1/14)

Had 5 steals: 6, DeShone McClure, vs. Lamar (1/26/13)

Had 5 blocks: 5, Phabian Glasco, vs. New Orleans (2/8/14)

Played every minute of a game: 40, Jared Rehmel vs. UTSA (2/10/10)

Two players score 20 points: Mike Martin (21), Jordan Howard (20) @ UALR (11/29/14)

Three players score 20 points: Jalen Jackson (23), DeShone McClure (22), Oliver Wells (21), at SIU-E (11/16/13)

Two players grab 10 rebounds: Jarvis Garner (14) and LaQuentin Miles (12) vs. HSU (12/7/11)

Five players score in double figures: Mathieu Kamba (18), Jordan Howard (14), Albert Christensson (12), Thatch Unruh (11), Jake Zuilhof (10) @ Omaha (11/16/14)

Six players score in double figures: Michael Monroe (18), Jarman Sample (13), Matt Williamson (13), Nedzad Biberovic (12), DeWayne Hart (12), Lamar Grimes (10), Lee Reliford (10) vs. Harris-Stowe State (12/13/04)

Seven players score in double figures: Michael Monroe (18), Jarman Sample (13), Matt Williamson (13), Nedzad Biberovic (12), DeWayne Hart (12), Lamar Grimes (10), Lee Reliford (10) vs. Harris-Stowe State (12/13/04)

Two players record double-doubles: Jarvis Garner (38/15), LaQuentin Miles (25/10 asst) vs. McNeese State (1/24/13)

Player records four consecutive double-doubles: Lee Reliford, (20-11) vs. Ozarks (Ark.), (12-14) vs. Drury, (19-12) at Sam Houston State, (19-14) vs. Oklahoma Wesleyan, Nov-Dec. 2003

LAST TIME UCA...

Scored 100 points: March 6, 2014 - NW State 119, UCA 102 (Natchitoches, La.)

Scored less than 50 points: Jan. 25, 2014, SFA 66, UCA 49

Allowed 100 points: Nov. 16, 2014, Omaha 100, UCA 75

Held opponent to less than 50 points: Nov. 23, 2010, vs. Champion Baptist; UCA won 100-29

Held opponent to less than 30 points: Nov. 23, 2010, vs. Champion Baptist; UCA won 100-29

Won an overtime game: Jan. 24, 2012, UCA 103, McNeese 98 (3OT)

Lost an overtime game: Dec. 21, 2013, Charleston So. 97, UCA 90 (2OT)

Played a double-overtime game: Dec. 21, 2013, Charleston Southern 97, UCA 90 (2 OT)

Played a triple-overtime game: Jan. 24, 2013; UCA 103, McNeese State 98 (3OT)

Shot over 60%: 62.3%, Jan. 6, 2009 vs. Haskell

Opp. shot over 60%: 66.0%, Feb. 13, 2014, @ Houston Baptist

Shot less than 30%: 23.3%, vs. UT Arlington, Feb. 20, 2010

Shot less than 15% three-point range: 12.5% (1-8), 1/25/14 vs. SFA

Shot less than 40% free throws: 38.9% (7-18), Feb. 25, 2012, vs. SE Louisiana

Held opponent to under 30% shooting: Nov. 23, 2010, Champion Baptist, 12 of 53, 22.6%

Held opponent to under 25% shooting: Nov. 23, 2010, Champion Baptist, 12 of 53, 22.6%

Grabbed 50 rebounds: Jan. 24, 2013 - 56, vs. Lamar

Made 10 3-pointers: Nov. 29, 2014 - 11 (of 25) @ UALR

Did not hit a 3-pointer: Feb. 1, 2012, vs. Northwestern State (0 for 10)

Had 20 assists: March 6, 2014, @ Northwestern State

Had 20 steals: December 30, 2013- 20 vs.Ecclesia

Had 10 blocks: Jan. 26, 2013 - 10 vs. Lamar

Forced 25 turnovers: December 30, 2013- 28 vs. Ecclesia

2014-15 UCA BEARS ROSTER

No.	Name	Pos.	Yr.	Ht.	Wt.	Hometown	Previous School
00	Boo Milligan	F	FR	6-6	195	Los Angeles, Calif.	Future College Prep
1	Jordan Howard	G	FR	5-11	180	Chandler, Ariz.	Perry HS
2	Ethan Lee	F	SO	6-7	190	Camden, AR	Camden Fairview HS
3	Tyler Simmons	G	FR	6-1	175	Greenbrier, Ark.	Greenbrier HS
4	Albert Christensson	F/C	FR	6-9	220	Lund, Sweden	South Kent (Conn.) Prep
10	Mathieu Kamba	G	FR	6-5	205	Calgary, Alberta	Bishop McNally HS
13	Otas Iyekekpolor	F	FR	6-8	220	Edmonton, Alberta	Lillian Osborne HS
21	Joel Fiegler	F	JR	6-10	200	Las Vegas, Nev.	Phoenix College
25	Thatch Unruh	G	FR	6-5	190	Branson, Mo.	Quackendale Prep
30	Michael Martin	G	JR	6-0	190	Wichita, Kan.	Coffeyville CC
52	Jake Zuilhof	C	JR	6-9	230	Azle, Texas	Grand Canyon Univ.

UCA QUICK FACTS

Location/Founded: Conway, Ark./1907
Enrollment: 11,900
Colors: Purple and Gray
Affiliation/Conference: NCAA I / Southland
Arena: Farris Center (5,000)
President: Tom Courtney
Athletic Director: Dr. Brad Teague
SID: Steve East (501-339-8215 cell)
Asst. SIDS: Josh Goff, Charlie Skinner

2014-15 UCA BEARS BASKETBALL • PAGE 5

UCA SEASON AND CAREER HIGHS

SEASON HIGH

CAREER HIGH

#00 BOO MILLIGAN

18, @ Creighton (11/14/14).....Points.....same
8, two times.....Rebounds.....same
2, @ Creighton (11/14/14).....Assists.....same
3, two times.....Steals.....same
.....Blocks.....

#1 JORDAN HOWARD

21, vs. SE Missouri (11/22/14).....Points.....same
4, two times.....Rebounds.....same
7, @ Omaha (11/16/14).....Assists.....same
1, two times.....Steals.....same
.....Blocks.....

#2 ETHAN LEE

2, vs. SE Missouri (11/22/14).....Points.....16 @ NW State (3/6/14)
4, @ UALR (11/29/14).....Rebounds.....7 vs Sam Houston (2/27/14)
2, @ Charleston So. (11/25/14).....Assists.....1 five times
.....Steals.....2 @ NW State (3/6/14)
1, @ Charleston So. (11/25/14).....Blocks.....2 two times

#3 TYLER SIMMONS

.....Points.....
.....Rebounds.....
.....Assists.....
.....Steals.....
.....Blocks.....

#4 ALBERT CHRISTENSSON

12, @ Omaha (11/16/14).....Points.....same
7, @ Omaha (11/16/14).....Rebounds.....same
1, two times.....Assists.....same
1, @ Nebraska (11/18/14).....Steals.....
.....Blocks.....

#10 MATHIEU KAMBA

12, @ Omaha (11/16/14).....Points.....same
10, @ Nebraska (11/18/14).....Rebounds.....same
5, @ Nebraska (11/18/14).....Assists.....same
1, three times.....Steals.....same
1, @ Nebraska (11/18/14).....Blocks.....

SEASON HIGH

CAREER HIGH

#13 OTAS IYEKEKPOLOR

3, @ Nebraska (11/18/14).....Points.....
1, three times.....Rebounds.....same
1, @ Charleston So. (11/25/14).....Assists.....
.....Steals.....
2, @ Charleston So. (11/25/14).....Blocks.....same

#21 JOEL FIEGLER

10, @ Charleston So. (11/25/14).....Points.....same
5, two times.....Rebounds.....same
2, @ UALR (11/29/14).....Assists.....
3, vs. SE Missouri (11/22/14).....Steals.....
3, @ Charleston So. (11/25/14).....Blocks.....

#25 THATCH UNRUH

11, vs. SE Missouri (11/22/14).....Points.....same
3, three times.....Rebounds.....same
2, @ Nebraska (11/18/14).....Assists.....
1, two times.....Steals.....
1, two times.....Blocks.....

#30 MICHAEL MARTIN

21, @ UALR (11/29/14).....Points.....same
4, four times.....Rebounds.....same
6, vs. SE Missouri (11/22/14).....Assists.....same
3, two times.....Steals.....
.....Blocks.....

#52 JAKE ZUILHOF

14, @ UALR (11/29/14).....Points.....same
7, two times.....Rebounds.....same
3, @ Creighton (11/14/14).....Assists.....same
1, two times.....Steals.....
3, three times.....Blocks.....same

PRONUNCIATION GUIDE:

Albert Christensson - CHRIS-ten-sen

Mathieu Kamba - matthew CAM-buh

Otas Iyekekpolor - OH-tass i-a-KAY-pul-ur

Joel Fiegler - FEEG-ler

Thatch Unruh - UN-roo

Jake Zuilhof - ZOOL-hoff

Coach Russ Pennell - PEN-ul

Coach Matt Scherbenske - sher-BEN-skee



2014-15 UCA BEARS BASKETBALL • PAGE 6

ATTENDANCE SUMMARY

	Games	Totals	Average
Home	1	748	748
Away	5	36,753	7,350
Neutral			
Total	6	37,501	6,250
High: 18,160 (@ Creighton 11/14/14)			
Low: - 748. (vs. SE Missouri, 11/22/14)			

UCA'S RECORD WHEN...

Leading at halftime	0-0
Trailing at halftime	0-6
Tied at halftime	0-0
Leading with 5:00 remaining	0-0
Trailing with 5:00 remaining	0-6
In overtime	0-0
UCA outrebounds opponent	1-0
Opponent outrebounds UCA	0-5
Teams are tied in rebounding	0-0
UCA commits more turnovers	0-5
Opponent commits more turnovers	0-0
UCA shoots 50% or better	0-0
Opponent shoots 50% or better	0-2
UCA shoots less than 50%	0-6
Opponent shoots less than 50%	0-4
UCA shoots better than opponent	0-0
Opponent shoots better than UCA	0-6
UCA has more free throw attempts	0-0
Opponent has more free throw attempts	0-5
UCA bench outscores opponent bench	0-2
Opponent bench outscores UCA bench	0-4
UCA more points in paint	0-0
Opponent more points in the paint	0-6
UCA more second chance points	0-0
Opponent more second chance points	0-5
UCA scores less than 60	0-1
UCA scores 60-69	0-2
UCA scores 70-79	0-3
UCA scores 80-89	0-0
UCA scores 90-99	0-0
UCA scores 100+	0-0
Opponent scores less than 60	0-0
Opponent scores 60-69	0-0
Opponent scores 70-79	0-1
Opponent scores 80-89	0-3
Opponent scores 90-99	0-0
Opponent scores 100+	0-2
In November	0-6
In December	
In January	
In February	
In March	
vs. ranked opponents	0-1

MISCELLANEOUS STATS

MOST FIRST HALF POINTS

UCA 37 (@ UALR 11/29/14)
OPP 55 (Creighton 11/14/14)

FEWEST FIRST HALF POINTS

UCA 24 (@ Charleston So. 11/25/14)
OPP 38 (UALR 11/29/14)

MOST SECOND HALF POINTS

UCA 44 (@ Omaha 11/16/14)
OPP 53 (Omaha 11/16/14)

FEWEST SECOND HALF POINTS

UCA 22 (@ Nebraska 11/18/14)
OPP 35 (SE Missouri 11/22/14)

LARGEST HALFTIME LEAD

UCA
OPP 21 (Creighton 11/14/14)

LARGEST HALFTIME LEAD OVERCOME

UCA
OPP

MOST OVERTIME POINTS

UCA
OPP

STARTING LINEUPS

Record	G	G	G	F	C
0-2	Martin	Howard	Unruh	Fiegler	Zuilhof
0-4	Martin	Howard	Kamba	Christensson	Zuilhof

MARGIN OF VICTORY/DEFEAT

	1	2	3	4	5	6	7	8	9	10	11-15	16-19	20-24	25+
Wins														
Losses						1					2			3

DOUBLE FIGURE GAMES

		Scoring		Rebounding		Double-Doubles	
		Season	Career	Season	Career	Season	Career
00	Michael Milligan	2	2	0	0	0	0
1	Jordan Howard	6	6	0	0	0	0
2	Ethan Lee	2	2	0	0	0	0
3	Tyler Simmons	0	0	0	0	0	0
4	Albert Christensson	2	2	0	0	0	0
10	Mathieu Kamaba	2	2	1	1	0	0
13	Otas Iyekekpolor	0	0	0	0	0	0
21	Joel Fiegler	1	1	0	0	0	0
25	Thatch Unruh	2	2	0	0	0	0
30	Michael Martin	4	4	0	0	0	0
52	Jake Zuilhoff	4	4	0	0	0	0



2014-15 UCA BEARS BASKETBALL • PAGE 7



CENTRAL ARKANSAS BEARS CENTRAL ARKANSAS Extended Season Box Score (as of Dec 01, 2014) All games



RECORD:	OVERALL	HOME	AWAY	NEUTRAL
ALL GAMES	0-6	0-1	0-5	0-0
CONFERENCE	0-0	0-0	0-0	0-0
NON-CONFERENCE	0-6	0-1	0-5	0-0

#	Player	gp-gs	min	avg	Total		3-Point		F-Throw		Rebounds				pf	dq	a	a/g	to	to/g	a/to	blk	blk/g	stl	stl/g	pts	avg
					fg-fga	fg%	3fg-fga	3fg%	ft-fa	ft%	off	def	tot	avg													
01	Howard, Jordan	6-6	198	33.0	31-77	.403	19-45	.422	21-27	.778	2	11	13	2.2	16	1	16	2.67	18	3.00	0.89	0	0.00	2	0.33	102	17.0
30	Martin, Mike	6-6	189	31.5	26-53	.491	12-24	.500	7-8	.875	2	21	23	3.8	19	1	22	3.67	19	3.17	1.16	0	0.00	9	1.50	71	11.8
52	Zuilhof, Jake	6-6	200	33.3	22-39	.564	0-0	.000	17-29	.586	10	21	31	5.2	14	0	7	1.17	12	2.00	0.58	11	1.83	2	0.33	61	10.2
00	Milligan, Boo	6-0	129	21.5	15-37	.405	7-19	.368	8-15	.533	5	13	18	3.0	17	1	5	0.83	17	2.83	0.29	0	0.00	9	1.50	45	7.5
10	Kamba, Mathieu	6-4	144	24.0	12-32	.375	0-6	.000	17-28	.607	5	16	21	3.5	18	0	13	2.17	12	2.00	1.08	1	0.17	4	0.67	41	6.8
04	Christensson, Albert	6-4	98	16.3	13-33	.394	5-11	.455	4-6	.667	5	12	17	2.8	18	1	2	0.33	10	1.67	0.20	0	0.00	1	0.17	35	5.8
25	Unruh, Thatch	6-2	90	15.0	13-31	.419	9-23	.391	0-1	.000	2	8	10	1.7	14	0	5	0.83	5	0.83	1.00	2	0.33	2	0.33	35	5.8
21	Fiegler, Joel	6-2	94	15.7	7-19	.368	0-0	.000	5-5	1.000	2	14	16	2.7	12	0	4	0.67	8	1.33	0.50	6	1.00	5	0.83	19	3.2
13	Iyekekpolor, Otas	5-0	24	4.8	1-4	.250	1-3	.333	0-0	.000	0	3	3	0.6	5	0	1	0.20	4	0.80	0.25	3	0.60	0	0.00	3	0.6
02	Lee, Ethan	4-0	34	8.5	1-4	.250	0-0	.000	0-0	.000	1	7	8	2.0	11	0	3	0.75	2	0.50	1.50	1	0.25	0	0.00	2	0.5
03	Simmons, Tyler	1-0	0	0.0	0-1	.000	0-0	.000	0-0	.000	0	0	0	0.0	0	0	0	0.00	0	0.00	0.00	0	0.00	0	0.00	0	0.0
Total.....		6	1200		141-330	.427	53-131	.405	79-119	.664	45	137	182	30.3	144	4	78	13.00	108	18.00	0.72	24	4.00	34	5.67	414	69.0
Opponents.....		6	1200		180-376	.479	43-122	.352	122-178	.685	90	156	246	41.0	110	-	91	15.17	79	13.17	1.15	18	3.00	52	8.67	525	87.5

Score by Periods	1st	2nd	Totals
CENTRAL ARKANSAS	193	221	414
Opponents	272	253	525

2014-15 SOUTHLAND CONFERENCE

School	All	SLC	Streak
Incarnate Word	4-0	0-0	W-4
Sam Houston State	4-2	0-0	W-1
Northwestern State	3-3	0-0	W-1
S.F. Austin	3-3	0-0	W-2
Texas A&M-CC	3-3	0-0	L-1
Houston Baptist	2-2	0-0	W-1
McNeese State	2-2	0-0	L-1
Abilene Christian	2-3	0-0	L-1
Lamar	2-4	0-0	L-1
SE Louisiana	2-5	0-0	W-1
New Orleans	1-3	0-0	L-3
Nicholls	0-4	0-0	L-4
Central Arkansas	0-6	0-0	L-6

2014-15 UCA BEARS BASKETBALL • PAGE 8



CENTRAL ARKANSAS BEARS CENTRAL ARKANSAS Combined Team Statistics (as of Dec 01, 2014) All games



RECORD:	OVERALL	HOME	AWAY	NEUTRAL
ALL GAMES	0-6	0-1	0-5	0-0
CONFERENCE	0-0	0-0	0-0	0-0
NON-CONFERENCE	0-6	0-1	0-5	0-0

##	Player	gp-gs	min	avg	Total		3-Point		F-Throw		Rebounds				pf	dq	a	to	blk	stl	pts	avg
					fg-fga	fg%	3fg-fga	3fg%	ft-fa	ft%	off	def	tot	avg								
01	Howard, Jordan	6-6	198	33.0	31-77	.403	19-45	.422	21-27	.778	2	11	13	2.2	16	1	16	18	0	2	102	17.0
30	Martin, Mike	6-6	189	31.5	26-53	.491	12-24	.500	7-8	.875	2	21	23	3.8	19	1	22	19	0	9	71	11.8
52	Zuilhof, Jake	6-6	200	33.3	22-39	.564	0-0	.000	17-29	.586	10	21	31	5.2	14	0	7	12	11	2	61	10.2
00	Milligan, Boo	6-0	129	21.5	15-37	.405	7-19	.368	8-15	.533	5	13	18	3.0	17	1	5	17	0	9	45	7.5
10	Kamba, Mathieu	6-4	144	24.0	12-32	.375	0-6	.000	17-28	.607	5	16	21	3.5	18	0	13	12	1	4	41	6.8
04	Christensson, Albert	6-4	98	16.3	13-33	.394	5-11	.455	4-6	.667	5	12	17	2.8	18	1	2	10	0	1	35	5.8
25	Unruh, Thatch	6-2	90	15.0	13-31	.419	9-23	.391	0-1	.000	2	8	10	1.7	14	0	5	5	2	2	35	5.8
21	Fiegler, Joel	6-2	94	15.7	7-19	.368	0-0	.000	5-5	1.000	2	14	16	2.7	12	0	4	8	6	5	19	3.2
13	Iyekpolor, Otas	5-0	24	4.8	1-4	.250	1-3	.333	0-0	.000	0	3	3	0.6	5	0	1	4	3	0	3	0.6
02	Lee, Ethan	4-0	34	8.5	1-4	.250	0-0	.000	0-0	.000	1	7	8	2.0	11	0	3	2	1	0	2	0.5
03	Simmons, Tyler	1-0	0	0.0	0-1	.000	0-0	.000	0-0	.000	0	0	0	0.0	0	0	0	0	0	0	0	0.0
Team											11	11	22					1				
Total.....		6	1200		141-330	.427	53-131	.405	79-119	.664	45	137	182	30.3	144	4	78	108	24	34	414	69.0
Opponents.....		6	1200		180-376	.479	43-122	.352	122-178	.685	90	156	246	41.0	110	-	91	79	18	52	525	87.5

TEAM STATISTICS	UCA	OPP
SCORING	414	525
Points per game	69.0	87.5
Scoring margin	-18.5	-
FIELD GOALS-ATT	141-330	180-376
Field goal pct	.427	.479
3 POINT FG-ATT	53-131	43-122
3-point FG pct	.405	.352
3-pt FG made per game	8.8	7.2
FREE THROWS-ATT	79-119	122-178
Free throw pct	.664	.685
F-Throws made per game	13.2	20.3
REBOUNDS	182	246
Rebounds per game	30.3	41.0
Rebounding margin	-10.7	-
ASSISTS	78	91
Assists per game	13.0	15.2
TURNOVERS	108	79
Turnovers per game	18.0	13.2
Turnover margin	-4.8	-
Assist/turnover ratio	0.7	1.2
STEALS	34	52
Steals per game	5.7	8.7
BLOCKS	24	18
Blocks per game	4.0	3.0
ATTENDANCE	748	36753
Home games-Avg/Game	1-748	5-7351
Neutral site-Avg/Game	-	0-0

Date	Opponent	Score	Att.
11-14-14	at Creighton	L 77-104	18160
11/16/14	at Omaha	L 75-100	1367
11/18/14	at Nebraska	L 56-82	15389
11/22/14	SOUTHEAST MISSOURI	L 68-74	748
11/25/14	at Charleston So.	L 67-80	777
11/29/14	at UALR	L 71-85	1060

* - Conference game

Score by Periods	1st	2nd	Totals
CENTRAL ARKANSAS	193	221	414
Opponents	272	253	525

2014-15 UCA BEARS BASKETBALL • PAGE 9



CENTRAL ARKANSAS BEARS CENTRAL ARKANSAS Season Schedule/Results & Leaders (as of Dec 01, 2014) All games



RECORD:	OVERALL	HOME	AWAY	NEUTRAL
ALL GAMES	0-6	0-1	0-5	0-0
CONFERENCE	0-0	0-0	0-0	0-0
NON-CONFERENCE	0-6	0-1	0-5	0-0

Date	Opponent	Score	Att.	High Points	High Rebounds
11-14-14	at Creighton	77-104 L	18160	(19)Howard, Jordan	(7)Milligan, Boo
11/16/14	at Omaha	75-100 L	1367	(18)Kamba, Mathieu	(7)Christensson, Albert
11/18/14	at Nebraska	56-82 L	15389	(12)Zuilhof, Jake	(10)Kamba, Mathieu
11/22/14	SOUTHEAST MISSOURI	68-74 L	748	(21)Howard, Jordan	(7)Zuilhof, Jake
11/25/14	at Charleston So.	67-80 L	777	(18)Howard, Jordan	(8)Milligan, Boo
11/29/14	at UALR	71-85 L	1060	(21)Martin, Mike	(7)Zuilhof, Jake

* - Conference game

Attendance Summary	Games	Attend	Avg/Game
Home	1	748	748
Away	5	36753	7351
Neutral	0	0	0
Total	6	37501	6250

TEAM STATISTICS	UCA	OPP
SCORING	414	525
Points per game	69.0	87.5
Scoring margin	-18.5	-
FIELD GOALS-ATT	141-330	180-376
Field goal pct	.427	.479
3 POINT FG-ATT	53-131	43-122
3-point FG pct	.405	.352
3-pt FG made per game	8.8	7.2
FREE THROWS-ATT	79-119	122-178
Free throw pct	.664	.685
F-Throws made per game	13.2	20.3
REBOUNDS	182	246
Rebounds per game	30.3	41.0
Rebounding margin	-10.7	-
ASSISTS	78	91
Assists per game	13.0	15.2
TURNOVERS	108	79
Turnovers per game	18.0	13.2
Turnover margin	-4.8	-
Assist/turnover ratio	0.7	1.2
STEALS	34	52
Steals per game	5.7	8.7
BLOCKS	24	18
Blocks per game	4.0	3.0
WINNING STREAK	0	-
Home win streak	0	-
ATTENDANCE	748	36753
Home games-Avg/Game	1-748	5-7351
Neutral site-Avg/Game	-	0-0

Score by Periods	1st	2nd	Totals
CENTRAL ARKANSAS	193	221	414
Opponents	272	253	525

2014-15 UCA BEARS BASKETBALL • PAGE 10

#00 Milligan, Boo

Opponent	Date	gs	min	Total		3-Pointers		Free throws		Rebounds				pf	a	t/o	blk	stl	pts	avg
				fg-fga	pct	3fg-fga	pct	ft-fa	pct	off	def	tot	avg							
at Creighton	11-14-14		24	7-9	.778	2-3	.667	2-5	.400	3	4	7	7.0	5	2	2	0	2	18	18.0
at Omaha	11/16/14		27	1-4	.250	1-2	.500	0-0	.000	0	0	0	3.5	2	0	3	0	0	3	10.5
at Nebraska	11/18/14		22	1-6	.167	1-6	.167	1-2	.500	0	1	1	2.7	3	1	3	0	0	4	8.3
SOUTHEAST MISSOURI	11/22/14		10	1-5	.200	0-2	.000	0-0	.000	1	1	2	2.5	3	1	3	0	1	2	6.8
at Charleston So.	11/25/14		29	3-6	.500	2-2	1.000	4-6	.667	1	7	8	3.6	2	1	3	0	3	12	7.8
at UALR	11/29/14		17	2-7	.286	1-4	.250	1-2	.500	0	0	0	3.0	2	0	3	0	3	6	7.5
Totals		0	129	15-37	.405	7-19	.368	8-15	.533	5	13	18	3.0	17	5	17	0	9	45	7.5

Games played: 6
Minutes/game: 21.5
Points/game: 7.5
FG Pct: 40.5
3FG Pct: 36.8
FT Pct: 53.3

Rebounds/game: 3.0
Assists/game: 0.8
Turnovers/game: 2.8
Assist/turnover ratio: 0.3
Steals/game: 1.5

#01 Howard, Jordan

Opponent	Date	gs	min	Total		3-Pointers		Free throws		Rebounds				pf	a	t/o	blk	stl	pts	avg	
				fg-fga	pct	3fg-fga	pct	ft-fa	pct	off	def	tot	avg								
at Creighton	11-14-14	*	31	6-15	.400	4-9	.444	3-4	.750	0	1	1	1.0	0	2	2	0	1	19	19.0	
at Omaha	11/16/14	*	34	4-14	.286	2-8	.250	4-4	1.000	1	3	4	2.5	3	7	6	0	1	14	16.5	
at Nebraska	11/18/14	*	30	2-11	.182	1-7	.143	5-6	.833	0	2	2	2.3	5	1	1	0	0	10	14.3	
SOUTHEAST MISSOURI at Charleston So. at UALR	11/22/14	*	33	5-9	.556	5-7	.714	6-6	1.000	0	1	1	2.0	3	2	2	0	0	21	16.0	
	11/25/14	*	33	6-14	.429	3-6	.500	3-7	.429	0	4	4	2.4	3	2	3	0	0	18	16.4	
	11/29/14	*	37	8-14	.571	4-8	.500	0-0	.000	1	0	1	2.2	2	2	4	0	0	20	17.0	
Totals			6	198	31-77	.403	19-45	.422	21-27	.778	2	11	13	2.2	16	16	18	0	2	102	17.0

Games played: 6
Minutes/game: 33.0
Points/game: 17.0
FG Pct: 40.3
3FG Pct: 42.2
FT Pct: 77.8

Rebounds/game: 2.2
Assists/game: 2.7
Turnovers/game: 3.0
Assist/turnover ratio: 0.9
Steals/game: 0.3

#02 Lee, Ethan

Opponent	Date	gs	min	Total		3-Pointers		Free throws		Rebounds				pf	a	t/o	blk	stl	pts	avg	
				fg-fga	pct	3fg-fga	pct	ft-fa	pct	off	def	tot	avg								
at Creighton	11-14-14		7	0-1	.000	0-0	.000	0-0	.000	0	0	0	0.0	4	0	0	0	0	0.0		
SOUTHEAST MISSOURI	11/22/14		9	1-2	.500	0-0	.000	0-0	.000	0	1	1	0.5	2	1	1	0	0	2	1.0	
at Charleston So.	11/25/14		7	0-0	.000	0-0	.000	0-0	.000	1	2	3	1.3	4	2	0	1	0	0	0.7	
at UALR	11/29/14		11	0-1	.000	0-0	.000	0-0	.000	0	4	4	2.0	1	0	1	0	0	0	0.5	
Totals			0	34	1-4	.250	0-0	.000	0-0	.000	1	7	8	2.0	11	3	2	1	0	2	0.5

Games played: 4
Minutes/game: 8.5
Points/game: 0.5
FG Pct: 25.0

Rebounds/game: 2.0
Assists/game: 0.8
Turnovers/game: 0.5
Assist/turnover ratio: 1.5
Blocks/game: 0.3

#03 Simmons, Tyler

Opponent	Date	gs	min	Total		3-Pointers		Free throws		Rebounds				pf	a	t/o	blk	stl	pts	avg
				fg-fga	pct	3fg-fga	pct	ft-fa	pct	off	def	tot	avg							
at Nebraska	11/18/14		0	0-1	.000	0-0	.000	0-0	.000	0	0	0	0.0	0	0	0	0	0	0.0	
Totals		0	0	0-1	.000	0-0	.000	0-0	.000	0	0	0	0.0	0	0	0	0	0	0.0	

Games played: 1
FG Pct: 0.0

#04 Christensson, Albert

Opponent	Date	gs	min	Total		3-Pointers		Free throws		Rebounds				pf	a	t/o	blk	stl	pts	avg	
				fg-fga	pct	3fg-fga	pct	ft-fa	pct	off	def	tot	avg								
at Creighton	11-14-14		15	2-4	.500	1-1	1.000	0-0	.000	0	3	3	3.0	5	1	2	0	0	5	5.0	
at Omaha	11/16/14		20	4-8	.500	2-2	1.000	2-4	.500	2	5	7	5.0	2	0	0	0	0	12	8.5	
at Nebraska	11/18/14	*	25	4-10	.400	1-3	.333	2-2	1.000	1	0	1	3.7	4	0	2	0	1	11	9.3	
SOUTHEAST MISSOURI	11/22/14	*	11	0-3	.000	0-2	.000	0-0	.000	0	1	1	3.0	2	1	3	0	0	0	7.0	
at Charleston So.	11/25/14	*	14	1-2	.500	0-0	.000	0-0	.000	1	1	2	2.8	1	0	3	0	0	2	6.0	
at UALR	11/29/14	*	13	2-6	.333	1-3	.333	0-0	.000	1	2	3	2.8	4	0	0	0	0	5	5.8	
Totals			4	98	13-33	.394	5-11	.455	4-6	.667	5	12	17	2.8	18	2	10	0	1	35	5.8

Games played: 6
Minutes/game: 16.3
Points/game: 5.8
FG Pct: 39.4
3FG Pct: 45.5
FT Pct: 66.7

Rebounds/game: 2.8
Assists/game: 0.3
Turnovers/game: 1.7
Assist/turnover ratio: 0.2
Steals/game: 0.2

#10 Kamba, Mathieu

Opponent	Date	gs	min	Total		3-Pointers		Free throws		Rebounds				pf	a	t/o	blk	stl	pts	avg
				fg-fga	pct	3fg-fga	pct	ft-fa	pct	off	def	tot	avg							
at Creighton	11-14-14		27	3-5	.600	0-1	.000	5-7	.714	0	2	2	2.0	2	1	1	0	1	11	11.0
at Omaha	11/16/14		25	5-9	.556	0-1	.000	8-12	.667	1	1	2	2.0	3	2	2	0	0	18	14.5
at Nebraska	11/18/14	*	27	2-7	.286	0-1	.000	3-6	.500	4	6	10	4.7	3	5	4	1	1	7	12.0
SOUTHEAST MISSOURI	11/22/14	*	19	1-4	.250	0-1	.000	0-0	.000	0	3	3	4.3	4	2	2	0	0	2	9.5
at Charleston So.	11/25/14	*	16	0-2	.000	0-0	.000	0-1	.000	0	2	2	3.8	3	0	2	0	1	0	7.6
at UALR	11/29/14	*	30	1-5	.200	0-2	.000	1-2	.500	0	2	2	3.5	3	3	1	0	1	3	6.8
Totals		4	144	12-32	.375	0-6	.000	17-28	.607	5	16	21	3.5	18	13	12	1	4	41	6.8

2014-15 UCA BEARS BASKETBALL • PAGE 11

Games played: 6
Minutes/game: 24.0
Points/game: 6.8
FG Pct: 37.5
3FG Pct: 0.0
FT Pct: 60.7

Rebounds/game: 3.5
Assists/game: 2.2
Turnovers/game: 2.0
Assist/turnover ratio: 1.1
Steals/game: 0.7
Blocks/game: 0.2

#13 Iyekekpolor, Otas

Opponent	Date	gs	min	Total		3-Pointers		Free throws		Rebounds				pf	a	t/o	blk	stl	pts	avg
				fg-fga	pct	3fg-fga	pct	ft-fa	pct	off	def	tot	avg							
at Creighton	11-14-14		8	0-1	.000	0-1	.000	0-0	.000	0	1	1	1.0	2	0	2	1	0	0	0.0
at Omaha	11/16/14		3	0-0	.000	0-0	.000	0-0	.000	0	0	0	0.5	2	0	1	0	0	0	0.0
at Nebraska	11/18/14		4	1-1	1.000	1-1	1.000	0-0	.000	0	1	1	0.7	1	0	0	0	0	3	1.0
at Charleston So.	11/25/14		8	0-2	.000	0-1	.000	0-0	.000	0	1	1	0.8	0	1	1	2	0	0	0.8
at UALR	11/29/14		1	0-0	.000	0-0	.000	0-0	.000	0	0	0	0.6	0	0	0	0	0	0	0.6
Totals		0	24	1-4	.250	1-3	.333	0-0	.000	0	3	3	0.6	5	1	4	3	0	3	0.6

Games played: 5
Minutes/game: 4.8
Points/game: 0.6
FG Pct: 25.0
3FG Pct: 33.3

Rebounds/game: 0.6
Assists/game: 0.2
Turnovers/game: 0.8
Assist/turnover ratio: 0.3
Blocks/game: 0.6

#21 Fiegler, Joel

Opponent	Date	gs	min	Total		3-Pointers		Free throws		Rebounds				pf	a	t/o	blk	stl	pts	avg
				fg-fga	pct	3fg-fga	pct	ft-fa	pct	off	def	tot	avg							
at Creighton	11-14-14	*	19	1-4	.250	0-0	.000	0-0	.000	1	0	1	1.0	3	0	3	0	0	2	2.0
at Omaha	11/16/14	*	11	0-1	.000	0-0	.000	0-0	.000	0	0	0	0.5	4	0	1	1	0	0	1.0
at Nebraska	11/18/14		14	0-2	.000	0-0	.000	0-0	.000	1	4	5	2.0	1	1	1	1	1	0	0.7
SOUTHEAST MISSOURI	11/22/14		23	2-5	.400	0-0	.000	1-1	1.000	0	3	3	2.3	1	0	2	1	3	5	1.8
at Charleston So.	11/25/14		19	3-4	.750	0-0	.000	4-4	1.000	0	5	5	2.8	2	1	0	3	1	10	3.4
at UALR	11/29/14		8	1-3	.333	0-0	.000	0-0	.000	0	2	2	2.7	1	2	1	0	0	2	3.2
Totals		2	94	7-19	.368	0-0	.000	5-5	1.000	2	14	16	2.7	12	4	8	6	5	19	3.2

Games played: 6
Minutes/game: 15.7
Points/game: 3.2
FG Pct: 36.8
FT Pct: 100.0

Rebounds/game: 2.7
Assists/game: 0.7
Turnovers/game: 1.3
Assist/turnover ratio: 0.5
Steals/game: 0.8
Blocks/game: 1.0

#25 Unruh, Thatch

Opponent	Date	gs	min	Total		3-Pointers		Free throws		Rebounds				pf	a	t/o	blk	stl	pts	avg
				fg-fga	pct	3fg-fga	pct	ft-fa	pct	off	def	tot	avg							
at Creighton	11-14-14	*	16	3-8	.375	1-5	.200	0-0	.000	0	1	1	1.0	0	0	1	0	0	7	7.0
at Omaha	11/16/14	*	19	4-7	.571	3-5	.600	0-0	.000	0	2	2	1.5	2	1	2	1	1	11	9.0
at Nebraska	11/18/14		17	2-6	.333	2-5	.400	0-0	.000	0	2	2	1.7	3	2	1	0	0	6	8.0
SOUTHEAST MISSOURI	11/22/14		20	4-6	.667	3-5	.600	0-1	.000	2	1	3	2.0	4	1	0	0	0	11	8.8
at Charleston So.	11/25/14		10	0-2	.000	0-2	.000	0-0	.000	0	1	1	1.8	3	0	1	0	0	0	7.0
at UALR	11/29/14		8	0-2	.000	0-1	.000	0-0	.000	0	1	1	1.7	2	1	0	1	1	0	5.8
Totals		2	90	13-31	.419	9-23	.391	0-1	.000	2	8	10	1.7	14	5	5	2	2	35	5.8

Games played: 6
Minutes/game: 15.0
Points/game: 5.8
FG Pct: 41.9
3FG Pct: 39.1
FT Pct: 0.0

Rebounds/game: 1.7
Assists/game: 0.8
Turnovers/game: 0.8
Assist/turnover ratio: 1.0
Steals/game: 0.3
Blocks/game: 0.3

#30 Martin, Mike

Opponent	Date	gs	min	Total		3-Pointers		Free throws		Rebounds				pf	a	t/o	blk	stl	pts	avg
				fg-fga	pct	3fg-fga	pct	ft-fa	pct	off	def	tot	avg							
at Creighton	11-14-14	*	22	4-8	.500	3-4	.750	0-0	.000	0	4	4	4.0	5	3	4	0	0	11	11.0
at Omaha	11/16/14	*	28	2-5	.400	1-3	.333	2-2	1.000	0	4	4	4.0	3	4	2	0	2	7	9.0
at Nebraska	11/18/14	*	29	1-7	.143	1-3	.333	0-0	.000	0	3	3	3.7	3	1	3	0	3	3	7.0
SOUTHEAST MISSOURI	11/22/14	*	38	6-12	.500	1-4	.250	0-0	.000	0	4	4	3.8	1	6	3	0	3	13	8.5
at Charleston So.	11/25/14	*	34	5-10	.500	1-3	.333	5-6	.833	0	4	4	3.8	3	3	5	0	1	16	10.0
at UALR	11/29/14	*	38	8-11	.727	5-7	.714	0-0	.000	2	2	4	3.8	4	5	2	0	0	21	11.8
Totals		6	189	26-53	.491	12-24	.500	7-8	.875	2	21	23	3.8	19	22	19	0	9	71	11.8

Games played: 6
Minutes/game: 31.5
Points/game: 11.8
FG Pct: 49.1
3FG Pct: 50.0
FT Pct: 87.5

Rebounds/game: 3.8
Assists/game: 3.7
Turnovers/game: 3.2
Assist/turnover ratio: 1.2
Steals/game: 1.5

#52 Zuilhof, Jake

Opponent	Date	gs	min	Total		3-Pointers		Free throws		Rebounds				pf	a	t/o	blk	stl	pts	avg
				fg-fga	pct	3fg-fga	pct	ft-fa	pct	off	def	tot	avg							
at Creighton	11-14-14	*	31	0-1	.000	0-0	.000	4-4	1.000	1	3	4	4.0	4	3	3	3	0	4	4.0
at Omaha	11/16/14	*	33	5-9	.556	0-0	.000	0-2	.000	1	2	3	3.5	3	0	3	3	1	10	7.0
at Nebraska	11/18/14	*	32	6-7	.857	0-0	.000	0-3	.000	2	4	6	4.3	3	2	2	1	0	12	8.7
SOUTHEAST MISSOURI	11/22/14	*	37	5-10	.500	0-0	.000	2-7	.286	2	5	7	5.0	0	1	0	3	1	12	9.5
at Charleston So.	11/25/14	*	30	2-6	.333	0-0	.000	5-6	.833	3	1	4	4.8	2	0	1	0	0	9	9.4
at UALR	11/29/14	*	37	4-6	.667	0-0	.000	6-7	.857	1	6	7	5.2	2	1	3	1	0	14	10.2
Totals		6	200	22-39	.564	0-0	.000	17-29	.586	10	21	31	5.2	14	7	12	11	2	61	10.2

Games played: 6
Minutes/game: 33.3
Points/game: 10.2
FG Pct: 56.4
FT Pct: 58.6

Rebounds/game: 5.2
Assists/game: 1.2
Turnovers/game: 2.0
Assist/turnover ratio: 0.6
Steals/game: 0.3
Blocks/game: 1.8

2014-15 UCA BEARS BASKETBALL • PAGE 12

CENTRAL ARKANSAS - INDIVIDUAL GAME HIGHS

Points	21	Martin, Mike at UALR (11/29/14)
	21	Howard, Jordan vs SOUTHEAST MISSOURI (11/22/14)
	20	Howard, Jordan at UALR (11/29/14)
	19	Howard, Jordan at Creighton (11-14-14)
	18	Howard, Jordan at Charleston So. (11/25/14)
	18	Kamba, Mathieu at Omaha (11/16/14)
	18	Milligan, Boo at Creighton (11-14-14)
Field Goals Made	8	Howard, Jordan at UALR (11/29/14)
	8	Martin, Mike at UALR (11/29/14)
Field Goal Att.	15	Howard, Jordan at Creighton (11-14-14)
	14	Howard, Jordan at UALR (11/29/14)
	14	Howard, Jordan at Charleston So. (11/25/14)
	14	Howard, Jordan at Omaha (11/16/14)
FG Pct (min 5 made)	.857 (6-7)	Zuilhof, Jake at Nebraska (11/18/14)
	.778 (7-9)	Milligan, Boo at Creighton (11-14-14)
3-Point FG Made	5	Martin, Mike at UALR (11/29/14)
	5	Howard, Jordan vs SOUTHEAST MISSOURI (11/22/14)
3-Point FG Att.	9	Howard, Jordan at Creighton (11-14-14)
	8	Howard, Jordan at UALR (11/29/14)
	8	Howard, Jordan at Omaha (11/16/14)
3-Pt FG Pct (min 2 made)	1.000 (2-2)	Milligan, Boo at Charleston So. (11/25/14)
	1.000 (2-2)	Christensson, Albert at Omaha (11/16/14)
Free Throws Made	8	Kamba, Mathieu at Omaha (11/16/14)
	6	Zuilhof, Jake at UALR (11/29/14)
	6	Howard, Jordan vs SOUTHEAST MISSOURI (11/22/14)
Free Throw Att.	12	Kamba, Mathieu at Omaha (11/16/14)
	7	Zuilhof, Jake at UALR (11/29/14)
	7	Howard, Jordan at Charleston So. (11/25/14)
	7	Zuilhof, Jake vs SOUTHEAST MISSOURI (11/22/14)
	7	Kamba, Mathieu at Creighton (11-14-14)
FT Pct (min 3 made)	1.000 (6-6)	Howard, Jordan vs SOUTHEAST MISSOURI (11/22/14)
	1.000 (4-4)	Fiegler, Joel at Charleston So. (11/25/14)
	1.000 (4-4)	Howard, Jordan at Omaha (11/16/14)
	1.000 (4-4)	Zuilhof, Jake at Creighton (11-14-14)
Rebounds	10	Kamba, Mathieu at Nebraska (11/18/14)
	8	Milligan, Boo at Charleston So. (11/25/14)
Assists	7	Howard, Jordan at Omaha (11/16/14)
	6	Martin, Mike vs SOUTHEAST MISSOURI (11/22/14)
Steals	3	Milligan, Boo at UALR (11/29/14)
	3	Milligan, Boo at Charleston So. (11/25/14)
	3	Martin, Mike vs SOUTHEAST MISSOURI (11/22/14)
	3	Fiegler, Joel vs SOUTHEAST MISSOURI (11/22/14)
	3	Martin, Mike at Nebraska (11/18/14)
Blocked Shots	3	Fiegler, Joel at Charleston So. (11/25/14)
	3	Zuilhof, Jake vs SOUTHEAST MISSOURI (11/22/14)
	3	Zuilhof, Jake at Omaha (11/16/14)
	3	Zuilhof, Jake at Creighton (11-14-14)
Turnovers	6	Howard, Jordan at Omaha (11/16/14)
	5	Martin, Mike at Charleston So. (11/25/14)
Fouls	5	Howard, Jordan at Nebraska (11/18/14)
	5	Christensson, Albert at Creighton (11-14-14)
	5	Milligan, Boo at Creighton (11-14-14)
	5	Martin, Mike at Creighton (11-14-14)

CENTRAL ARKANSAS - TEAM GAME HIGHS

POINTS	77	at Creighton (11-14-14)
	75	at Omaha (11/16/14)
	71	at UALR (11/29/14)
	68	SOUTHEAST MISSOURI (11/22/14)
	67	at Charleston So. (11/25/14)
FIELD GOALS MADE	26	at UALR (11/29/14)
	26	at Creighton (11-14-14)
FIELD GOAL ATTEMPTS	58	at Nebraska (11/18/14)
	57	at Omaha (11/16/14)
FIELD GOAL PERCENTAGE	.473 (26-55)	at UALR (11/29/14)
	.464 (26-56)	at Creighton (11-14-14)
3 PT FIELD GOALS MADE	11	at UALR (11/29/14)
	11	at Creighton (11-14-14)
3 PT FG ATTEMPTS	26	at Nebraska (11/18/14)
	25	at UALR (11/29/14)
3 PT FG PERCENTAGE	.458 (11-24)	at Creighton (11-14-14)
	.440 (11-25)	at UALR (11/29/14)
FREE THROWS MADE	21	at Charleston So. (11/25/14)
	16	at Omaha (11/16/14)
FREE THROW ATTEMPTS	30	at Charleston So. (11/25/14)
	24	at Omaha (11/16/14)
FREE THROW PERCENTAGE	.727 (8-11)	at UALR (11/29/14)
	.700 (21-30)	at Charleston So. (11/25/14)
	.700 (14-20)	at Creighton (11-14-14)
REBOUNDS	36	at Charleston So. (11/25/14)
	35	at Nebraska (11/18/14)
ASSISTS	15	SOUTHEAST MISSOURI (11/22/14)
	14	at UALR (11/29/14)
	14	at Omaha (11/16/14)
STEALS	8	SOUTHEAST MISSOURI (11/22/14)
	6	at Charleston So. (11/25/14)
	6	at Nebraska (11/18/14)
BLOCKED SHOTS	6	at Charleston So. (11/25/14)
	5	at Omaha (11/16/14)
TURNOVERS	20	at Omaha (11/16/14)
	20	at Creighton (11-14-14)
FOULS	30	at Creighton (11-14-14)
	26	at Nebraska (11/18/14)

OPPONENT INDIVIDUAL GAME HIGHS

Points	27	NIMLEY, Saah at Charleston So. (11/25/14)
	23	White, James at UALR (11/29/14)
	23	Petteway, Terran at Nebraska (11/18/14)
	22	Cj Carter at Omaha (11/16/14)
	22	Devin Patterson at Omaha (11/16/14)
Field Goals Made	10	White, James at UALR (11/29/14)
	9	JOHNSON, Nino vs SOUTHEAST MISSOURI (11/22/14)
Field Goal Att.	19	NIMLEY, Saah at Charleston So. (11/25/14)
	17	BRADLEY, Jarekious vs SOUTHEAST MISSOURI (11/22/14)
	17	Petteway, Terran at Nebraska (11/18/14)
FG Pct (min 5 made)	.833 (10-12)	White, James at UALR (11/29/14)
	.750 (6-8)	ZIERDEN, Isaiah at Creighton (11-14-14)
3-Point FG Made	5	NIMLEY, Saah at Charleston So. (11/25/14)
	4	SAUNDERS, Will at Charleston So. (11/25/14)
	4	Cj Carter at Omaha (11/16/14)
3-Point FG Att.	13	NIMLEY, Saah at Charleston So. (11/25/14)
	9	SAUNDERS, Will at Charleston So. (11/25/14)
	9	Petteway, Terran at Nebraska (11/18/14)
3-Pt FG Pct (min 2 made)	1.000 (2-2)	Thomas, J.T. at UALR (11/29/14)
	1.000 (2-2)	Devin Patterson at Omaha (11/16/14)
	1.000 (2-2)	Rylan Murry at Omaha (11/16/14)
Free Throws Made	8	Hagins, Josh at UALR (11/29/14)
	8	Woods, Roger at UALR (11/29/14)
	8	Shields, Shavon at Nebraska (11/18/14)
Free Throw Att.	11	Shields, Shavon at Nebraska (11/18/14)
	9	Woods, Roger at UALR (11/29/14)
FT Pct (min 3 made)	1.000 (8-8)	Hagins, Josh at UALR (11/29/14)
	1.000 (6-6)	GOMBWER, Paul at Charleston So. (11/25/14)
	1.000 (6-6)	BROOKS, Devin at Creighton (11-14-14)
	1.000 (4-4)	BRADLEY, Jarekious vs SOUTHEAST MISSOURI (11/22/14)
	1.000 (4-4)	Rivers, David at Nebraska (11/18/14)
	1.000 (4-4)	Devin Patterson at Omaha (11/16/14)
	1.000 (3-3)	MILLIKEN, James at Creighton (11-14-14)
Rebounds	14	Mike Rostampour at Omaha (11/16/14)
	11	CLEVELAND, Antonius vs SOUTHEAST MISSOURI (11/22/14)
	11	Shields, Shavon at Nebraska (11/18/14)
	11	Jake White at Omaha (11/16/14)
Assists	7	Devin Patterson at Omaha (11/16/14)
	7	Cj Carter at Omaha (11/16/14)
Steals	4	Webster, Tai at Nebraska (11/18/14)
	3	Woods, Roger at UALR (11/29/14)
	3	THOMPSON, J.J. vs SOUTHEAST MISSOURI (11/22/14)
	3	ZIERDEN, Isaiah at Creighton (11-14-14)
Blocked Shots	3	JOHNSON, Nino vs SOUTHEAST MISSOURI (11/22/14)
	2	JOHNSON, Wesley at Charleston So. (11/25/14)
	2	Shields, Shavon at Nebraska (11/18/14)
Turnovers	5	Cj Carter at Omaha (11/16/14)
	4	UPCHURCH, Danny at Charleston So. (11/25/14)
	4	JOHNSON, Nino vs SOUTHEAST MISSOURI (11/22/14)
	4	Petteway, Terran at Nebraska (11/18/14)
	4	Webster, Tai at Nebraska (11/18/14)
Fouls	4	WHEELER, Aaron at Charleston So. (11/25/14)
	4	UPCHURCH, Danny at Charleston So. (11/25/14)

Opponent - GAME HIGHS

POINTS	104	at Creighton (11-14-14)
	100	at Omaha (11/16/14)
	85	at UALR (11/29/14)
	82	at Nebraska (11/18/14)
	80	at Charleston So. (11/25/14)
FIELD GOALS MADE	35	at Creighton (11-14-14)
	34	at Omaha (11/16/14)
FIELD GOAL ATTEMPTS	76	at Omaha (11/16/14)
	72	at Creighton (11-14-14)
FIELD GOAL PERCENTAGE	.545 (30-55)	at UALR (11/29/14)
	.529 (27-51)	at Nebraska (11/18/14)
3 PT FIELD GOALS MADE	11	at Charleston So. (11/25/14)
	11	at Omaha (11/16/14)
3 PT FG ATTEMPTS	31	at Charleston So. (11/25/14)
	26	at Creighton (11-14-14)
3 PT FG PERCENTAGE	.500 (11-22)	at Omaha (11/16/14)
	.355 (11-31)	at Charleston So. (11/25/14)
FREE THROWS MADE	25	at Creighton (11-14-14)
	23	at Nebraska (11/18/14)
FREE THROW ATTEMPTS	34	at Nebraska (11/18/14)
	31	at Omaha (11/16/14)
FREE THROW PERCENTAGE	.840 (21-25)	at UALR (11/29/14)
	.833 (25-30)	at Creighton (11-14-14)
REBOUNDS	51	at Omaha (11/16/14)
	45	at Creighton (11-14-14)
ASSISTS	19	at Omaha (11/16/14)
	17	at Creighton (11-14-14)
STEALS	12	SOUTHEAST MISSOURI (11/22/14)
	9	at UALR (11/29/14)
	9	at Creighton (11-14-14)
BLOCKED SHOTS	5	at Nebraska (11/18/14)
	3	at UALR (11/29/14)
	3	at Charleston So. (11/25/14)
	3	SOUTHEAST MISSOURI (11/22/14)
TURNOVERS	16	at Omaha (11/16/14)
	15	at Nebraska (11/18/14)
FOULS	21	at Charleston So. (11/25/14)
	20	at Omaha (11/16/14)
	20	at Creighton (11-14-14)

2014-15 UCA BEARS BASKETBALL • PAGE 13

LAST OUTING - UALR 85, UCA 71



Official Basketball Box Score -- Game Totals -- Final Statistics
CENTRAL ARKANSAS vs UALR
 11/29/14 3:00 p.m. at Little Rock, Ark. (Jack Stephens Center)



CENTRAL ARKANSAS 71 • 0-6

##	Player		Total	3-Ptr	Rebounds					PF	TP	A	TO	Blk	Stl	Min
			FG-FGA	FG-FGA	FT-FTA	Off	Def	Tot								
01	Howard, Jordan	*	8-14	4-8	0-0	1	0	1	2	20	2	4	0	0	37	
04	Christensson, Albert	*	2-6	1-3	0-0	1	2	3	4	5	0	0	0	0	13	
10	Kamba, Mathieu	*	1-5	0-2	1-2	0	2	2	3	3	3	1	0	1	30	
30	Martin, Mike	*	8-11	5-7	0-0	2	2	4	4	21	5	2	0	0	38	
52	Zuilhof, Jake	*	4-6	0-0	6-7	1	6	7	2	14	1	3	1	0	37	
00	Milligan, Boo		2-7	1-4	1-2	0	0	0	2	6	0	3	0	3	17	
02	Lee, Ethan		0-1	0-0	0-0	0	4	4	1	0	0	1	0	0	11	
13	Iyekekpor, Otas		0-0	0-0	0-0	0	0	0	0	0	0	0	0	0	1	
21	Fiegler, Joel		1-3	0-0	0-0	0	2	2	1	2	2	1	0	0	8	
25	Unruh, Thatch		0-2	0-1	0-0	0	1	1	2	0	1	0	1	1	8	
Team						1	2	3								
Totals			26-55	11-25	8-11	6	21	27	21	71	14	15	2	5	200	
FG % 1st Half: 13-25 52.0%			2nd half: 13-30 43.3%			Game: 26-55 47.3%			Deadball Rebounds 1							
3FG % 1st Half: 5-9 55.6%			2nd half: 6-16 37.5%			Game: 11-25 44.0%										
FT % 1st Half: 6-9 66.7%			2nd half: 2-2 100.0%			Game: 8-11 72.7%										

UALR 85 • 4-1

##	Player		Total	3-Ptr	Rebounds					PF	TP	A	TO	Blk	Stl	Min
			FG-FGA	FG-FGA	FT-FTA	Off	Def	Tot								
00	Woods, Roger	f	5-9	0-1	8-9	1	5	6	1	18	4	0	1	3	31	
33	White, James	f	10-12	1-1	2-2	3	4	7	2	23	2	1	1	1	29	
14	Thomas, J.T.	g	3-6	2-2	2-3	0	2	2	0	10	4	2	0	1	37	
22	Reid, James	g	0-3	0-3	0-0	1	0	1	1	0	0	2	0	1	20	
24	Dillard, Ben	g	1-8	0-5	0-2	1	1	2	2	2	3	1	0	1	22	
02	Washington, Jerron		0-0	0-0	0-0	0	0	0	1	0	0	1	0	0	2	
03	Hagins, Josh		5-8	1-2	8-8	0	2	2	2	19	2	0	0	2	27	
10	Hill, Maurius		5-7	0-0	1-1	0	4	4	3	11	0	2	0	0	12	
21	Isom, Mareik		0-0	0-0	0-0	0	0	0	0	0	0	0	0	0	9	
55	Leeper, Gus		1-2	0-0	0-0	0	3	3	3	2	0	0	1	0	11	
Team						1	4	5								
Totals			30-55	4-14	21-25	7	25	32	15	85	15	9	3	9	200	
FG % 1st Half: 17-30 56.7%			2nd half: 13-25 52.0%			Game: 30-55 54.5%			Deadball Rebounds 1							
3FG % 1st Half: 3-6 50.0%			2nd half: 1-8 12.5%			Game: 4-14 28.6%										
FT % 1st Half: 10-10 100.0%			2nd half: 11-15 73.3%			Game: 21-25 84.0%										

Officials: Landon Brandes, John Hampton, Steve Pyatt
 Technical fouls: CENTRAL ARKANSAS-None. UALR-None.
 Attendance: 1060

Score by periods	1st	2nd	Total
CENTRAL ARKANSAS	37	34	71
UALR	47	38	85

Points	In Paint	Off T/O	2nd Chance	Fast Break	Bench
UCA	22	5	9	2	8
UALR	44	19	13	8	32

Last FG - UCA 2nd-00:54, UALR 2nd-01:39.
 Largest lead - UCA by 4 1st-14:55, UALR by 17 2nd-12:25.
 UCA led for 05:46. UALR led for 30:00. Game was tied for 04:12.

Score tied - 7 times.
 Lead changed - 6 times.

2014-15 UCA BEARS BASKETBALL • PAGE 14

LAST MEETING - Arkansas State 99, UCA 56



Official Basketball Box Score -- Game Totals -- Final Statistics
CENTRAL ARKANSAS vs Arkansas State
 11/24/13 2:05 P.M. at Jonesboro, Ark. (Convocation Center)



CENTRAL ARKANSAS 56 • 1-3

##	Player		Total	3-Ptr	Rebounds					PF	TP	A	TO	Blk	Stl	Min
			FG-FGA	FG-FGA	FT-FTA	Off	Def	Tot								
00	Ethan Lee	f	0-2	0-0	0-0	1	0	1	5	0	0	0	0	0	8	
04	Jackson, Jalen	f	2-9	1-6	0-0	2	5	7	0	5	4	6	0	2	24	
10	Glasco, Phabian	f	2-4	0-0	0-0	0	1	1	3	4	0	3	2	0	28	
01	McClure, DeShone	g	3-9	0-3	2-2	0	0	0	3	8	2	3	0	0	20	
11	Wells, Oliver	g	0-3	0-0	0-0	0	1	1	2	0	0	0	0	1	12	
03	Ball, Aubrey		0-2	0-1	0-0	0	0	0	1	0	0	0	0	0	9	
05	Williams, Ryan		4-10	1-5	0-0	1	0	1	2	9	0	1	0	2	10	
13	Brown, Lenell		4-7	4-7	0-1	0	0	0	3	12	0	4	0	0	13	
15	Tidwell, Terry		1-1	0-0	0-0	0	1	1	0	2	0	0	0	2	17	
24	Williamson, Chasen		1-4	0-2	2-2	1	1	2	3	4	1	1	0	1	15	
30	Rice, DuShaun		3-5	2-3	0-0	0	1	1	0	8	0	0	0	0	16	
33	Drew, Jeff		0-2	0-0	0-0	0	2	2	4	0	1	2	0	0	8	
35	Berete, Daouda		1-2	0-0	2-3	0	1	1	4	4	0	3	0	1	20	
Team						2	6	8			1					
Totals			21-60	8-27	6-8	7	19	26	30	56	8	24	2	9	200	

FG % 1st Half: 8-24 33.3% 2nd half: 13-36 36.1% Game: 21-60 35.0%
 3FG % 1st Half: 1-10 10.0% 2nd half: 7-17 41.2% Game: 8-27 29.6%
 FT % 1st Half: 3-5 60.0% 2nd half: 3-3 100.0% Game: 6-8 75.0%

Deadball
Rebounds
2

Arkansas State 99 • 3-2

##	Player		Total	3-Ptr	Rebounds			PF	TP	A	TO	Blk	Stl	Min	
			FG-FGA	FG-FGA	FT-FTA	Off	Def								Tot
20	Kirk Van Slyke	f	9-11	1-3	4-4	4	5	9	0	23	0	2	1	3	24
40	Kendrick Washington	f	2-5	0-0	0-0	1	5	6	2	4	0	5	0	1	21
03	Brandon Reed	g	0-5	0-4	2-2	0	3	3	0	2	3	1	0	0	25
24	Ed Townsel	g	2-6	1-1	4-4	3	6	9	1	9	4	2	0	1	30
31	Melvin Johnson III	g	6-9	3-4	2-3	0	1	1	1	17	1	3	0	0	16
00	Cameron Golden		0-2	0-1	0-2	0	2	2	0	0	2	0	0	0	27
01	Rakeem Dickerson		3-7	1-2	6-7	0	2	2	0	13	1	1	0	3	17
04	Josh Pierre		2-4	1-3	2-2	1	1	2	0	7	0	0	0	1	4
14	Kelvin Downs		3-8	0-0	5-7	2	2	4	4	11	1	2	1	0	20
35	Raeford Worsham		3-4	0-0	7-9	2	1	3	3	13	1	0	0	0	16
Team						3	4	7							
Totals			30-61	7-18	32-40	16	32	48	11	99	13	16	2	9	200

FG % 1st Half: 13-26 50.0% 2nd half: 17-35 48.6% Game: 30-61 49.2%
 3FG % 1st Half: 3-8 37.5% 2nd half: 4-10 40.0% Game: 7-18 38.9%
 FT % 1st Half: 17-19 89.5% 2nd half: 15-21 71.4% Game: 32-40 80.0%

Deadball
Rebounds
4

Officials: Tim Gattis, Joe Wilbert III, Jarrod Malbrough
 Technical fouls: CENTRAL ARKANSAS-None. Arkansas State-None.
 Attendance: 1917

Score by periods	1st	2nd	Total
CENTRAL ARKANSAS	20	36	56
Arkansas State	46	53	99


Points	In Paint	Off T/O	2nd Chance	Fast Break	Bench
UCA	24	4	6	4	39
ASTATE	38	32	18	8	44

Last FG - UCA 2nd-00:16, ASTATE 2nd-00:59.
 Largest lead - UCA None, ASTATE by 46 2nd-00:28.
 UCA led for 00:00. ASTATE led for 37:31. Game was tied for 02:28.

Score tied - 1 time.
 Lead changed - 0 times.



Boo Milligan
Freshman • 6-6, 195 • Forward
Los Angeles • Future College Prep




Jordan Howard
Freshman • 5-11, 180 • Guard
Chandler, AZ • Perry




Ethan Lee
Soph • 6-7, 190 • Forward
Camden, Ark. • Fairview



Tyler Simmons
Freshman • 6-1, 175 • Guard
Greenbrier, Ark. • Greenbrier



Albert Christensson
Freshman • 6-9, 220 • Forward
Lund, Sweden • South Kent Prep



Mathieu Kamba
Freshman • 6-5, 205 • Guard
Calgary, Alberta • Bishop McNally



Otas Iyekekpol
Freshman • 6-8, 220 • Forward
Edmonton, Alberta • Lillian Osborne



Joel Fiegler
Junior • 6-10, 200 • Forward
Las Vegas, Nev. • Phoenix College



Hunter Ball
Freshman • 6-7, 240 • Forward
Waldron, Ark. • Waldron



Thatch Unruh
Freshman • 6-5, 190 • Guard
Branson, Mo. • Quakerdale Prep



Michael Martin
Junior • 6-0, 190 • Guard
Wichita, Kan. • Coffeyville CC



Jake Zuilhof
Junior • 6-9, 230 • Center
Azle, Texas • Grand Canyon Univ.



Russ Pennell
Head Coach
First season



Anthony Boone
Associate Head Coach
First Season



Joey Moon
Assistant Coach
Second Season



Matt Scherbenske
Assistant Coach
First Season



Sammy Munsey
Director of Operations
First Season