

2014-15 ARKANSAS STATE MEN'S BASKETBALL

Dennen Cuthbertson, Assistant Athletics Media Relations Director • Office: 870-972-3383 • Cell: 870-820-0594 • Email: mcuthbertson@astate.edu
Men's Basketball Twitter: @AStateMB • Twitter In-Game Updates: @AStateGameDay, #AStateMB • Athletics Website: AStateRedWolves.com

2014-15 A-State Schedule

DATE	OPPONENT (TV)	TIME/RESULT
Nov. 5	Henderson State (<i>Exhibition</i>)	W, 84-64
Nov. 12	Southern Arkansas (<i>Exhibition</i>)	L, 69-67
Nov. 17	Tennessee-Martin	7:05 p.m.
Nov. 24	Lamar	7:05 p.m.
Dec. 1	at Central Arkansas	7 p.m.
Dec. 6	Belhaven	7:05 p.m.
Dec. 10	at Purdue	6 p.m.
Dec. 13	at Toledo	6 p.m.
Dec. 17	at Mississippi State (SEC Network)	6 p.m.
Dec. 20	Marshall	2 p.m.
Dec. 23	at Niagara	6 p.m.
Dec. 30	at South Alabama*	7:05 p.m.
Jan. 3	Appalachian State*	7:05 p.m.
Jan. 5	at ULM*	7 p.m.
Jan. 8	Georgia Southern*	7 p.m.
Jan. 10	at UT Arlington*	7:15 p.m.
Jan. 15	at Appalachian State*	6:30 p.m.
Jan. 17	Texas State* (ESPN3)	7:05 p.m.
Jan. 19	Georgia State*	7:30 p.m.
Jan. 22	at Louisiana-Lafayette*	7:15 p.m.
Jan. 24	at Troy*	7:30 p.m.
Jan. 29	UALR*	7:30 p.m.
Jan. 31	at Georgia State*	1 p.m.
Feb. 5	ULM*	7:05 p.m.
Feb. 12	at Georgia Southern*	6:30 p.m.
Feb. 19	at UALR*	7:30 p.m.
Feb. 21	ULM*	7:05 p.m.
Feb. 26	UT Arlington*	7:30 p.m.
Feb. 28	at Texas State*	4:30 p.m.
Mar. 5	South Alabama*	7:30 p.m.
Mar. 7	Louisiana-Lafayette*	7:05 p.m.
Mar. 12-15	SBC Tournament (New Orleans, La.)	TBA

All times listed are Central
All home games in bold
* – Sun Belt Conference Game

UT MARTIN PROBABLE STARTERS

G #24	Deville Smith	12.0 PPG, 3.0 RPG, 1.0 APG
G #25	Marshun Newell	9.0 PPG, 5.0 RPG, 3.0 APG
F #30	Twymond Howard	11.0 PPG, 4.0 RPG, 1.0 APG
F #33	Myles Taylor	6.0 PPG, 11.0 RPG, 1.0 APG
C #20	Arkeem Joseph	6.0 PPG, 1.0 RPG, 0.0 APG

(Based off last game)



ARKANSAS STATE
RED WOLVES
(0-0, 0-0 SUN BELT)

Head Coach: John Brady
Year: 7th Season
Record at A-State: 99-91 (6 yrs.)
Career Record: 380-307 (23 yrs.)
vs. UTM: 7-1
MBB SID: Dennen Cuthbertson

Top Returning Players (per game):
Points: Cameron Golden (7.6)
Rebounds: Cameron Golden (2.5)
Assists: Cameron Golden (2.5)
Blocks: Kelvin Downs (0.6)
Steals: Cameron Golden (1.1)



UT MARTIN
SKYHAWKS
(0-1, 0-0 OHIO VALLEY)

Head Coach: Heath Schroyer
Year: 1st Season
Record at UTM: 0-1 (1st season)
Career Record: 84-116 (8 yrs.)
vs. A-State: 0-0
MBB SID: Ryne Rickman

Top Returning Players (per game):
Points: Myles Taylor (14.6)
Rebounds: Myles Taylor (6.3)
Assists: Marshun Newell (3.5)
Blocks: Myles Taylor (1.0)
Steals: Marshun Newell (1.4)

GAME INFORMATION

DATE: Monday, Nov. 17, 2014
TIPOFF: 7:05 p.m. (CT)
LOCATION: Jonesboro, Ark.
ARENA: Convocation Center
ARENA CAPACITY: 10,038
TELEVISION: None
RADIO: East Arkansas Broadcasters
Red Wolves Sports Network
107.9 KFIN-FM (Jonesboro) -
Flagship
TALENT: Matt Stolz (play-by-play)
ONLINE AUDIO:
AStateRedWolves.com
LIVE VIDEO: AStateRedWolves.com
LIVE STATS: AStateStats.com

SERIES HISTORY

Overall.....A-State leads 15-5
Last Meeting.....A-State W, 72-62 (11/13/13)
Streak.....A-State W7
In Jonesboro.....A-State leads 9-1
In Martin.....A-State leads 5-3
(1935-36 season meetings' location is unknown)

QUICK HITS

- The Red Wolves have compiled a 6-6 record in regular-season openers dating back to the 2002-03 season and won last season's opener at Jackson State by a score of 65-61. The win over Jackson State broke a three-game losing streak for A-State in regular-season openers.
- The Red Wolves are 14-3 (.824 win pct.) in their last 17 home openers following a 72-62 victory over UT Martin in last season's home opener and have won five of their last six home-opening contests to date. Two seasons ago, A-State dropped a 77-46 decision to Missouri State. A-State head coach John Brady is 5-1 in such outings since his arrival in the 2008-09 campaign.
- The 2014-15 campaign represents the program's 87th season as the Red Wolves have presently amassed a 1,142-1,077 all-time record (.515 win pct.) dating back their inaugural 1926-27 season. A-State has produced won at least 20 games in a season five times – 1986-87 (21-13), 1987-88 (21-14), 1988-89 (20-10), 1990-91 (23-9) and 1997-98 (20-9) since joining the NCAA-I ranks in 1970-71.
- A-State's 19 victories in the 2013-14 season (19-13 record) tied for the second most single-season wins since 1997-98 and also marked a tie for the highest win total in head coach John Brady's A-State coaching career. The Red Wolves went 19-12 overall in 2012-13, which was the program's most wins since 1997-98 (20-9 record). A-State has achieved 17 wins or more in a campaign five of the last six seasons to date and the Red Wolves have posted an 86-74 record (.538) since the 2009-10 season.
- A-State has compiled double-digit victories in 16 of the last 18 seasons. The Red Wolves have won at least 15 games or more on 11 occasions, which includes four of the last five seasons to date.
- A-State has compiled a 270-100 record (.729 winning percentage) at home dating back to the 1987-88 season. The Red Wolves have compiled double-digit home wins 16 times to date, which included an 11-4 home ledger in the 2013-14 season. A-State is a combined 47-11 (.810) at the Convocation Center in its last four seasons – 2010-11 (13-0), 2011-12 (10-5), 2012-13 (13-2), and 2013-14 (11-4).




A-STATE PROJECTED STARTING LINEUP




5 PJ Hardwick
5-10 • 167 • RSo. • Guard
PPG RPG APG
0.0 0.0 0.0




1 Cameron Golden
6-0 • 158 • Jr. • Guard
PPG RPG APG
0.0 0.0 0.0



12 Sean Gardner
6-5 • 178 • R.Jr. • Guard
PPG RPG APG
0.0 0.0 0.0



14 Kelvin Downs
6-9 • 230 • Jr. • Forward
PPG RPG BPG
0.0 0.0 0.0



24 Anthony Livingston
6-8 • 230 • So. • Forward
PPG RPG BPG
0.0 0.0 0.0

Athletics Media Relations

ARKANSAS STATE UNIVERSITY

P.O. Box 1000

State University, Ark. 72467

Telephone – (870) 972-2541, Fax – (870) 972-

3367, Press Row – (870) 972-2541

Athletics Website – AStateRedWolves.com

MBB Contact – Dennen Cuthbertson,

Assistant Athletics Media Relations Director

mcuthbertson@astate.edu

Jerry Scott, Assistant Athletics Director/

Athletics Media Relations Director

(870) 972-3405 / jscott@astate.edu

Chris Graddy,

Assistant Athletics Media Relations Director

(870) 972-2707/ cgraddy@astate.edu

MEDIA INFORMATION

CREDENTIALS

Working press credentials can be requested by contacting Dennen Cuthbertson at (870) 972-2541 or via email at mcuthbertson@astate.edu. Full season and single-game credentials will be mailed whenever possible. If not, they will be left at the Media Will Call table located on the lower level to the left of the green entrance of the A-State Convocation Center.

MEDIA ROOM

Enter the media room from the lower level, beneath the blue portal. Please do not attempt to access the media room from the entrance beneath the yellow portal. Game notes, flipcards and refreshments will be provided to credentialed media.

POST-GAME INTERVIEWS

The A-State locker room is closed to all media members. Head coach John Brady and requested assistant coaches and players will be available for interviews following a brief cooling off period. At A-State's home games, all post-game coach and player interviews will be in the media room.

PRACTICE COVERAGE

A-State men's basketball practices are closed to the media with the exception of the last 10 minutes of practice. Players and coaches are available for interviews following practice. Please contact Dennen Cuthbertson in the A-State Athletics Media Relations office prior to practice to arrange interviews. Please be respectful during practice, no food or loud conversation and silence your cell phones.

BASKETBALL GAME NOTES/RELEASES

All Red Wolves men's basketball game notes can be obtained as a PDF document via the A-State Athletics official website at AStateRedWolves.com. To be added to the email broadcast for men's basketball releases, contact Dennen Cuthbertson in the A-State Athletics Media Relations office at jgorby@

astate.edu. Game notes will be made available at least 24 hours prior to the next scheduled A-State men's basketball game and a post-game recap will be distributed within two hours following a game's conclusion.



A-STATE/UT MARTIN SERIES HISTORY

- A-State and UT Martin have met 21 times in history with the Red Wolves holding a 15-5 mark over the Skyhawks (one A-State win was later vacated). The first games in the series occurred in the 1935-36 seasons when the two teams split two meetings. The two squads didn't meet again until the 1966-67 season when A-State won 76-67 in Jonesboro.
- The Red Wolves are 9-1 all-time against UT Martin in Jonesboro and defeated the Skyhawks last season in Jonesboro by a score of 72-62. The UTM game was A-State's second game of the season and home opener a season ago.
- The Red Wolves had four scorers in double-figures in last season's win versus UTM. Kirk Van Slyke led the team with 16 points, while Melvin Johnson III (15), Cameron Golden (13), and Brandon Reed (10) all scored at least 10 points. Golden is the only returner to this season's squad of that group. Marshun Newell led all scorers with 18 points and returns for the Skyhawks this season.
- A-State has won seven straight contests against UT Martin with UTM's last victory coming in the 2005-06 season when the Skyhawks won an 80-77 decision in overtime in Martin, Tenn. A-State coach John Brady is 5-0 against UT Martin since becoming the Red Wolves' head coach and 7-1 against UTM all-time as a head coach.

LAST TIME OUT

- The Red Wolves lost their first exhibition game of the John Brady era Nov. 12 to Southern Arkansas 69-67. A-State led SAU 40-30 at halftime, but the Muleriders fought back to lead most of the second half. Sean Gardner tied the game on a deep three-pointer with eight seconds left, but SAU's Tyrell Taylor drove coast-to-coast and hit a game-winning floater as time expired.
- The loss to SAU was only Arkansas State's second exhibition loss in its last 22 games with the other coming to Arkansas-Monticello before the 2004-05 season (71-66).

SCOUTING UT MARTIN

- UT Martin enters the contest having already played their season opener back on Friday, Nov. 14 at Marquette. The Skyhawks trailed 38-30 at halftime and were outscored by eight points in the second half as well (41-33) to lose to the Golden Eagles by a final of 79-63. Deville Smith led the team with 12 points, while Twymond Howard chipped in with 11 points. Alex Anderson also scored 11 points after coming off the bench in the game. Myles Taylor grabbed 11 rebounds to lead the team and Marshun Newell dished out three assists and had one block to lead the team in both categories.
- The Skyhawks were an 8-23 team last season with a 3-13 mark in the Ohio Valley Conference, which was sixth place in the west division and 12th overall. UTM returns seven lettermen and three starters from a season ago. The Skyhawks also added 10 newcomers and have a new head coach.
- Heath Schroyer was named UT Martin's ninth men's basketball coach in history on March 20, 2014. He most recently was the Associate Head Coach at UNLV for three seasons. The Runnin' Rebels made two NCAA tournament appearances during his time there. Schroyer also had stints as a head coach at Portland State from 2002-2005 and Wyoming (2007-2011). In eight total seasons as head coach, he has compiled an 84-116 record with one conference championship (Portland State '04-'05) and one postseason appearance (Wyoming '08-'09 CBI Postseason Tournament).

2014-15 Arkansas State Numerical Roster

No.	NAME	Ht.	Wt.	Yr.	Pos.	EX.	HOMETOWN/LAST SCHOOL
0	Dajion Macklien	6-1	195	So.	G	TR	Los Angeles, Calif./Chattahoochee Valley CC
1	Cameron Golden	6-0	158	Jr.	G	2L	Memphis, Tenn./Ridgeway
2	Connor Kern	6-4	189	Fr.	G	HS	Pickerington, Ohio/Pickerington Central
3	Devin Carter^	6-4	209	Jr.	G	TR	Champaign, Ill./Kent State
4	Josh Pierre	6-0	184	Jr.	G	2L	Baton Rouge, La./Stillwater, Okla.
5	PJ Hardwick	5-10	167	RSO.	G	RS	Miami, Fla./North Texas
10	Frederic Dure	6-5	165	Jr.	G	TR	Montreal, Quebec/Sheridan College
11	Charles Waters	6-6	186	Jr.	F	TR	Memphis, Tenn./Southwest Tennessee CC
12	Sean Gardner	6-5	178	RJr.	G	RS	Memphis, Tenn./Mottlow CC
13	C.J. Foster	6-3	180	So.	G	TR	Lilburn, Ga./Roane State
14	Kelvin Downs	6-9	230	Jr.	F	2L	Arlington, Texas/Juan Seguin
20	Josh Bowling*	6-5	205	Fr.	F	HS	Benton, Ark./Benton
22	Tyler Cordoni*	6-7	225	Fr.	F	HS	Kailua, Hawaii/Wiesbaden, Germany
24	Anthony Livingston	6-8	230	So.	F	HS	Washington, D.C./San Jacinto College
25	Ronnie White	6-9	235	Jr.	F	TR	Chicago, Ill./Paris JC
33	Nouhoum Bocoum	6-10	270	Jr.	F	TR	Harlem, N.Y./Paris JC

^Ineligible for 2014-15 season due to NCAA DI Transfer Rule

*Redshirting

HEAD COACH: John Brady (Seventh Year)

ASSOCIATE HEAD COACH: Melvin Haralson (Fourth Year)

ASSISTANT COACHES: Carlos Wilson (First Year), Mike Scutero (First Year)

DIRECTOR OF BASKETBALL OPERATIONS: Kyle Drake (First Year)

2014-15 TEAM BREAKDOWN: Avg. Height – 6-5, Avg. Weight – 200.4, Avg. Age – 21.4



2014-15

Preseason All-Conference

FIRST TEAM

Name	School	Year	Pos.
Jelani Hewitt	Georgia Southern	Sr.	G
Ryan Harrow	Georgia State	Sr.	G
R.J. Hunter	Georgia State	Jr.	G
Shawn Long	Louisiana-Lafayette	Sr.	F
Lonnie McClanahan	UT Arlington	Sr.	G

SECOND TEAM

Name	School	Year	Pos.
Josh Hagins	UALR	Jr.	G
James White	UALR	Jr.	F
Xavian Rimmer	Louisiana-Lafayette	Sr.	G
Tylor Ongwae	ULM	Sr.	F
Emani Grant	Texas State	Jr.	F

THIRD TEAM

Name	School	Year	Pos.
Tab Hamilton	Appalachian State	Sr.	G
Trent Wiedeman	Georgia Southern	Sr.	G
Curtis Washington	Georgia State	Sr.	F
Jamel Outler	UT Arlington	Sr.	G
Kevin Thomas	Troy	Sr.	F

Preseason Player of the Year
R.J. Hunter, Georgia State

2014-15 Coaches Preseason Poll

(Points & First-Place Votes)

1. Georgia State – 121 pts. (11)
2. Louisiana-Lafayette – 110 pts.
3. UALR – 94 pts.
4. UT Arlington – 74 pts.
5. Arkansas State – 73 pts.
6. ULM – 69 pts.
7. Texas State – 43 pts.
8. Troy – 42 pts.
- 9T. Georgia Southern – 38 pts.
- 9T. South Alabama – 38 pts.
11. Appalachian State – 23 pts.

2014-15 Preseason Honors

Athlon Sports
A-State – 7th in Sun Belt Conference

College Sports Madness
Cameron Golden – All-SBC Fourth Team

Lindy's Sports
A-State – 6th in Sun Belt Conference

Sporting News
A-State – 5th in Sun Belt Conference

Blue Ribbon Yearbook
A-State – 4th in Sun Belt Conference

What's Returning: A-State returns three players from the 2013-14 team in juniors **Cameron Golden**, **Kelvin Downs**, and **Josh Pierre** as the Red Wolves' top five scoring leaders graduated. The trio combined to account for 13.4 percent (325-2,432) of the Red Wolves' scoring output from a season ago. Golden returns as A-State's leader in scoring (7.6 ppg.), rebounding (2.5), assists (2.5), and steals (1.1).

New Assistants: **Carlos Wilson** and **Mike Scutero** will begin their first season at A-State in 2014-15 as assistants on head coach **John Brady's** staff. Wilson previously was an assistant coach and recruiting coordinator at Odessa (Texas) College while Scutero spent the 2013-14 season as an assistant at Kennesaw (Ga.) State. Prior to KSU, Scutero was an assistant to the head coach (Kermit Davis) and director of basketball operations at Middle Tennessee State from 2010-13.

Ready To Play: Guards **PJ Hardwick** and **Sean Gardner** are both eligible for competition this 2014-15 season after not playing in the 2013-14 campaign. Hardwick, a transfer from North Texas, sat out due to the NCAA Division I Transfer Rule while Gardner was redshirted after signing with the Red Wolves prior to the 2013-14 season. Hardwick, who started in 17 of UNT's 32 games for the 2012-13 season, scored a team seventh-best 3.7 points (118 pts.) and 2.9 rebounds (92 rebs.) while averaging 23.7 minutes per contest (758 total). Gardner compiled per game averages of 10.7 points (320 pts.), 3.6 rebounds (108 rebs.), and 3.0 assists (89 ast.) in 30 2012-13 outings at Motlow Community College, coached by former A-State men's basketball player Jerry Nichols (2005-06).

Productive Helper: **Cameron Golden's** team-leading 81 assists in 32 appearances last season represented a personal single-season best, bettering his 65 assists in 31 games for the 2012-13 campaign. Golden set personal season highs in points (244), steals (36), field goals made (81), free throws made (39), minutes played (768), and games played (32) this past 2013-14 season.

One More: Head coach **John Brady** enters the 2014-15 season one win shy of registering his 100th victory at Arkansas State. Brady has presently compiled a 99-91 mark (.521) in seven seasons at A-State and is 12 wins away from tying Marvin Adams (1976-84; 111 wins) for fourth place on the program's all-time coaching wins leaders list. The 2009-10 Sun Belt Conference Coach of the Year Award recipient has amassed a 66-21 record (.759) in home matchups.

Did You Know?: Junior forwards **Ronnie White** and **Nouhoum Bocoum** were teammates at Paris (Texas) Junior College this past 2013-14 season ... Sophomore guard **Daijon Macklien** played football at NCAA Division I North Alabama in the 2012 season ... **Sean Gardner** and junior forward **Charles Waters** are stepbrothers **Nouhoum Bocoum** wears size 18 shoes ... **Cameron Golden** has switched his jersey number to one for this upcoming season after wearing zero this past 2013-14 campaign.

Golden Performer: **Cameron Golden** averaged a team fifth-best 8.5 points (153 pts.), 3.0 rebounds (54 rebs.), a squad-high 2.8 assists (50 ast.), and 1.2 steals (21 stl.) per game in 18 Sun Belt Conference contests last season compared to 6.5 points (91 pts.), 1.8 rebounds (25 rebs.), 1.6 assists (31 ast.), and 1.1 steals (15 stl.) in 14 non-conference outings. Golden accumulated double-figure scoring 13 times in the 2013-14 campaign, which included a career-high 20 points at Texas State (1/4).

Among The Best: Arkansas State was one of the nation's top three-point shooting teams in the 2013-14 season as the Red Wolves ranked 12th among the final NCAA Division I leaders in three-point field goals per game (8.8), 22nd in three-point field goals made (282), 36th in three-point field goal attempts (737), and 40th in three-point field goal percentage (38.3 percent).

Shot Blocker: **Kelvin Downs'** 19 blocked shots in 32 games for the 2013-14 season not only was a personal single-season high, but ranked second among A-State's team leaders. He compiled 10 blocks in 29 2012-13 season outings.

Monthly Records: The Red Wolves are 18-16 in November games, 25-19 in December, 28-22 in January, 22-23 in February, and 6-11 in March contests since head coach **John Brady's** arrival in the 2008-09 season. A-State went 4-2 in November encounters this past season.

Scoring Machine: A-State's 2,432 points scored in the 2013-14 season is a program all-time best, surpassing the 2,392 points set by the 2006-07 team. The Red Wolves averaged 76.0 points a contest in 32 games, which represented the program's highest scoring average since the 2004-05 team scored an average of 76.1 points per game (2,207 pts.) in 29 outings.

Close Ties: Guard **Josh Pierre's** father, Butch, will embark on his seventh season as the associate men's basketball head coach at Oklahoma State University. Butch spent 11 seasons (1997-08) at LSU as a member of current A-State head coach **John Brady's** staff, including six as an associate head coach. Josh has a twin brother, Joseph III. Pierre doubled his points production last season by tallying 12 points in eight games after netting six points in four appearances for the 2012-13 campaign.

What's Returning For A-State in 2014-15

Games Started	0.09% (14 of 160)	Points Per Game	Cameron Golden (7.6)
Minutes Played	18.4% (1,208 of 6,575)	Field Goals	Cameron Golden (81)
Field Goals	13.4% (107 of 797)	Field Goal Pct.	Kelvin Downs (.371)
Three-Point Field Goals	15.9% (45 of 282)	Three-Point Field Goals	Cameron Golden (43)
Free Throws	11.9% (66 of 556)	Three-Point FG Pct.	Cameron Golden (.316)
Rebounds	15.7% (151 of 960)	Free Throws	Cameron Golden (39)
Assists	22.6% (96 of 425)	Free-Throw Pct.	Josh Pierre (.667)
Steals	19.9% (43 of 216)	Rebounds Per Game	Cameron Golden (2.5)
Blocks	24.7% (22 of 89)	Assists Per Game	Cameron Golden (1.6)
Points	13.4% (325 of 2,432)	Steals Per Game	Cameron Golden (1.1)
		Blocks Per Game	Kelvin Downs (0.6)

A-STATE'S RECORD WHEN...

At home	0-0
On the road	0-0
At a neutral site	0-0
Leading at half	0-0
Trailing at half	0-0
Tied at half	0-0
In overtime	0-0
Coming off a win	0-0
Coming off a loss	0-0
A-State scores first	0-0
Opponent scores first	0-0
In 1-4 point games	0-0
In 5-9 point games	0-0
In 10-14 point games	0-0
In 15 or more point games	0-0
Leading with 5 minutes left in regulation	0-0
Trailing with 5 minutes left in regulation	0-0
Tied with 5 minutes left in regulation	0-0
Scoring less than 50 points	0-0
Scoring 50-59 points	0-0
Scoring 60-69 points	0-0
Scoring 70-79 points	0-0
Scoring 80-89 points	0-0
Scoring 90-99 points	0-0
Scoring 100 or more points	0-0
Allowing less than 50 points	0-0
Allowing 50-59 points	0-0
Allowing 60-69 points	0-0
Allowing 70-79 points	0-0
Allowing 80-89 points	0-0
Allowing 90-99 points	0-0
Allowing 100 or more points	0-0
Better than 50% FG	0-0
Less than 50% FG	0-0
Opponent at or better than 50% FG	0-0
Opponent less than 50% FG	0-0
Outshooting opponent	0-0
Outshot by opponent	0-0
Same number of shots	0-0
Better than or at 50% 3-PT FG	0-0
Less than 50% 3-PT FG	0-0
Opponent better than or at 50% 3-PT FG	0-0
Opponent less than 50% 3-PT FG	0-0
Better than or at 50% FT	0-0
Less than 50% FT	0-0
Opponent better than or at 50% FT	0-0
Opponent less than 50% FT	0-0
Shooting more free throws than opponent	0-0
Shooting less free throws than opponent	0-0
Free throws are even	0-0
A-State starters outscore opponents	0-0
Opponent's starters outscore A-State	0-0
Starter scoring is even	0-0
Bench scores in double-digits	0-0
Bench outscores opponent	0-0
Opponent bench outscores A-State	0-0
Bench scoring is even	0-0
No A-State players score in double figures	0-0
One player scores in double figures	0-0
Two players score in double figures	0-0
Three or more players score in double figures	0-0
Outrebounding opponent	0-0
Outrebounded by opponent	0-0
Rebounds are even	0-0
10 or more assists	0-0
10 or more steals	0-0
5 or more blocks	0-0
Forcing more turnovers than opponent	0-0
Committing more turnovers than opponent	0-0
Turnovers are even	0-0
In November	0-0
In December	0-0
In January	0-0
In February	0-0
In March	0-0

HEAD COACH JOHN BRADY



A proven winner in the collegiate coaching ranks, John Brady's vision of taking the Arkansas State men's basketball program to the highest competitive level nationally has made the two entities a perfect match.

Brady has certainly become accustomed to success throughout his distinguished coaching career as evidenced by a Final Four appearance and 380 career

victories.

The past two seasons (2012-13 and 2013-14) clearly illustrate Brady's success as A-State has compiled back-to-back 19-win seasons to represent the Red Wolves' most single-season victories since 1997-98 campaign. The 2012-13 team posted a 19-12 overall mark and claimed a Sun Belt Conference (SBC) West Division Championship title while the 2013-14 squad registered a 19-13 overall record.

A new era in A-State men's basketball history began on March 19, 2008 when Brady was announced as the Red Wolves' 15th head coach in the program's history.

Brady has wasted little time making a positive impact on the A-State program as in his initial three years at the helm, he turned the Red Wolves into a success story on the court by capturing a share of the Sun Belt Conference's Western Division Championship title in 2010-11 along with compiling double-digit SBC wins back-to-back for the first time in nearly 20 years and going 13-0 at home.

During his first season with the Red Wolves, Brady helped lead A-State to one of the best starts in program history and achieved the No. 22 ranking on Collegeinsider.com's Top 25 poll.

Brady would take the Red Wolves a step further in his second season (2009-10), improving their record to 17-14 while making a Sun Belt Conference Tournament Semifinal appearance and finishing second in the SBC's West Division. For his efforts, Brady was named Sun Belt Coach of the Year and the District VII Coach of the Year by the USBWA.

For the 2009-10 season, A-State registered an 11-7 SBC record which signified its best conference mark since the 2006-07 campaign when A-State achieved an identical league mark. A-State's 11 wins represented the seventh time in which the Red Wolves compiled a double-digit league victories total since joining the Sun Belt. A-State would then duplicate its SBC wins in the 2010-11 season by finishing with an 11-5 conference ledger.

Prior to Arkansas State, Brady spent 10-plus seasons serving as LSU's head coach. During his tenure at the school, Brady guided the Tigers to six post-season berths, two Southeastern Conference (SEC) Championship crowns and three SEC Western Division titles. With his success, Brady was tabbed as the SEC Coach of the Year twice (1999-00 and 2005-06).

Brady's 16-year tenure as a head coach at both LSU and Samford in Birmingham, Alabama, has been decorated with achievements. He has coached a combined 25 All-TAAC and SEC selections, 48 academic all-conference choices, posted 11 winning seasons and collected five division championships. Brady compiled up the third most wins in LSU history with 192 and left Samford after the 1996-97 season as the Bulldog's all-time leader in coaching victories (89) as well.

Brady quickly turned around an LSU's men's basketball program that had suffered four consecutive losing seasons prior to his arrival, leading the Tigers to a 28-6 record, an SEC Championship and an NCAA Sweet 16 appearance in just his third season (1999-00) at the helm. Under Brady's direction, the Tigers recorded six consecutive winning seasons from 2001-02 to 2006-07 while making three trips to the NCAA Tournament and two more to the NIT. The 2005-06 campaign saw LSU post a 27-9 overall record and advance to the Final Four for the first time in 20 years.

Not only did Brady coach the Tigers to 23 wins versus ranked opponents, he also led them to victories over two teams ranked No. 1 in the Associated Press Poll (Arizona in 2002-03 and Duke in 2005-06). Additionally, he orchestrated a 19-game home win-

ning streak over SEC opponents, the third longest stretch in LSU history.

While at LSU, Brady coached two NBA Lottery picks and six current NBA players. The Tigers signed nine Parade All-Americans and four McDonald All-Americans under Brady, who also coached three SEC Players of the Year, four players named SEC Freshman of the Year, one SEC Scholar-Athlete of the Year and 17 All-SEC selections.

Prior to taking over the reigns at LSU, Brady served as Samford's head coach from 1991-92 through 1996-97. He quickly turned around a Samford program, which was coming off six straight losing seasons, by guiding the Bulldogs to a 17-10 overall record in just his second season. Brady went on to lead Samford to three consecutive winning seasons (1995-97) for the first time since 1982-84, culminating in a 19-9 overall record and division crown in 1997. SU placed first in the Trans America Athletic Conference's (TAAC) West Division in each of Brady's final two seasons for the first time in program history.

Brady's four winning seasons at Samford represented the first for any coach at the school. He directed SU to an 89-77 record after the Bulldogs went 27-83 the four seasons prior to his initial year. Brady coached eight All-TAAC and 14 Academic All-TAAC student-athletes over six seasons at Samford.

A native of McComb, Miss., native, Brady earned his bachelor's degree from Belhaven College in 1976. He was a three-year starter at BC and scored over 1,000 career points. Brady, a two-time All-Southern States Conference selection, was inducted into his alma mater's Hall of Fame.

Brady began his coaching career as a graduate assistant for the Mississippi State men's basketball program where he earned his master's degree from 1976-77. Brady took his first head coaching position in 1977 at Louisiana's Crowley High School and led the basketball squad to a 129-49 (.725) overall record in five seasons. He was honored as the 1981 Louisiana Sports Writers Association Class 3-A Coach of the Year.

Brady returned to the college coaching ranks in 1982 as an assistant coach at Mississippi State. He spent eight years with the Bulldogs, the first four seasons under coach Bob Hoyt and the proceeding four as a chief recruiter for coach Richard Williams. Following his tenure at MSU, Brady returned to Louisiana to serve as an assistant coach at the University of New Orleans. Brady helped lead UNO to a NCAA Tournament berth in his only season with the Privateers.

BRADY'S YEAR-BY-YEAR AT A-STATE

SEASON	OVERALL			CONFERENCE			FINISH
	W	L	Pct.	W	L	Pct.	
2008-09	13	17	.434	5	13	.278	7th-West
2009-10	17	14	.548	11	7	.611	2nd-West
2010-11	17	15	.531	11	5	.687	WD Champs
2011-12	14	20	.412	6	10	.375	5th-West
2012-13	19	12	.633	12	8	.600	WD Champs
2013-14	19	13	.594	10	8	.556	4th
2014-15	0	0	.000	0	0	.000	
TOTALS	99	91	.521	55	51	.519	

WD – West Division Champions

BRADY'S A-STATE RECORD BREAKDOWN

MONTH	OVERALL	HOME	AWAY	NEUTRAL
NOVEMBER	18-16	10-2	8-10	0-4
DECEMBER	25-19	19-5	6-14	0-0
JANUARY	28-23	21-7	7-16	0-0
FEBRUARY	22-23	15-5	7-18	0-0
MARCH	6-10	1-2	0-3	5-5

CAREER TOTAL – 99-91

HOME – 66-21;

AWAY – 28-61;

NEUTRAL – 5-9



2014-15 Arkansas State Men's Basketball Roster

NO.	NAME	HT.	WT.	YR.	POS.	Ex.	HOMETOWN/LAST SCHOOL
0	Daijon Macklien	6-1	195	So.	G	JC	Los Angeles, Calif./Chattahoochee Valley CC
1	Cameron Golden	6-0	158	Jr.	G	2L	Memphis, Tenn./Ridgeway
2	Connor Kern	6-4	189	Fr.	G	HS	Pickerington, Ohio/Pickerington Central
3	Devin Carter*	6-4	209	Jr.	G	TR	Champaign, Ill./Kent State
4	Josh Pierre	6-0	184	Jr.	G	2L	Baton Rouge, La./Stillwater, Okla.
5	PJ Hardwick	5-11	167	RSo.	G	TR	Miami, Fla./North Texas
10	Frederic Dure	6-5	165	Jr.	G	JC	Montreal, Quebec/Sheridan College
11	Charles Waters	6-6	186	Jr.	F	JC	Memphis, Tenn./Southwest Tennessee CC
12	Sean Gardner	6-5	178	RJr.	G	RS	Memphis, Tenn./Motlow JC
13	C.J. Foster	6-3	180	So.	G	JC	Lilburn, Ga./Roane State
14	Kelvin Downs	6-9	230	Jr.	F	2L	Arlington, Texas/Juan Seguin
20	Josh Bowling	6-5	205	Fr.	F	HS	Benton, Ark./Benton
22	Tyler Cordoni	6-7	225	Fr.	F	HS	Kailua, Hawaii/Wiesbaden, Germany
24	Anthony Livingston	6-8	230	So.	F	JC	Washington, D.C./San Jacinto College
25	Ronnie White	6-9	235	Jr.	F	JC	Chicago, Ill./Paris JC
33	Nouhoum Bocoum	6-10	270	Jr.	C	JC	Harlem, N.Y./Paris JC

* – Ineligible 2014-15 season due to NCAA Transfer Rule

Coaching Staff:

HEAD COACH: John Brady (7th Year)

ASSOCIATE HEAD COACH: Melvin Haralson (4th Year)

ASSISTANT COACHES: Carlos Wilson (1st Year), Mike Scutero (1st year)

DIRECTOR OF BASKETBALL OPERATIONS: Kyle Drake (1st Year)

Pronunciation Guide:

Nouhoum Bocoum - NA-hoom BA-coom

Daijon Macklien - DAY-john MAC-clean

Red Wolves by State/Country

Tennessee (3)

Memphis - Cameron Golden

Memphis - Charles Waters

Memphis - Sean Gardner

Illinois (2)

Champaign - Devin Carter

Chicago - Ronnie White

California (1)

Los Angeles - Daijon Macklien

Ohio (1)

Pickerington - Connor Kern

Louisiana (1)

Baton Rouge - Josh Pierre

Florida (1)

Miami - PJ Hardwick

Georgia (1)

Lilburn - C.J. Foster

Texas (1)

Arlington - Kelvin Downs

Arkansas (1)

Benton - Josh Bowling

Hawaii (1)

Kailua - Tyler Cordoni

New York (1)


Harlem - Nouhoum Bocoum

Distict of Columbia (1)

Washington, D.C. - Anthony Livingston

Canada (1)

Montreal, Quebec - Frederic Dure




0 – Dajon Macklien

Sophomore - Guard
6-1 - 195
Los Angeles, Calif.



1 – Cameron Golden

Junior - Guard
6-0 - 158
Memphis, Tenn.



2 – Connor Kern

Freshman - Guard
6-4 - 189
Pickerington, Ohio



3 – Devin Carter

Junior - Guard
6-4 - 209
Champaign, Ill.




4 – Josh Pierre

Junior - Guard
6-0 - 184
Baton Rouge, La.



5 – PJ Hardwick

R-Sophomore - Guard
5-10 - 167
Miami, Fla.




10 – Frederic Dure

Junior - Guard
6-5 - 165
Montreal, Quebec



11 – Charles Waters

Junior - Forward
6-6 - 186
Memphis, Tenn.




12 – Sean Gardner

R-Junior - Guard
6-5 - 178
Memphis, Tenn.




13 – C.J. Foster

Sophomore - Guard
6-3 - 180
Lilburn, Ga.



14 – Kelvin Downs

Junior - Forward
6-9 - 230
Arlington, Texas




20 – Josh Bowling

Freshman - Forward
6-5 - 205
Benton, Ark.



22 – Tyler Cordon

Freshman - Forward
6-7 - 225
Kailua, Hawaii



24 – Anthony Livingston

Sophomore - Forward
6-8 - 230
Washington, D.C.



25 – Ronnie White

Junior - Forward
6-9 - 225
Chicago, Ill.



33 – Nouhoum Bocoum

Junior H Center
6-10 H 270
Harlem, N.Y.



John Brady

Head Coach
7th Season



Melvin Haralson

Associate Head Coach
4th Season



Carlos Wilson

Assistant Coach
1st Season



Mike Scutero

Assistant Coach
1st Season



2014-15 RADIO/TV ROSTER



Official Basketball Box Score -- Game Totals -- Final Statistics
Henderson State vs Arkansas State
11/5/14 7:05 p.m. at Jonesboro, Ark. (Convocation Center)

Henderson State 64 • 0-1

##	Player		Total		3-Ptr	Rebounds			PF	TP	A	TO	Blk	Stl	Min
			FG-FGA	FG-FGA	FT-FTA	Off	Def	Tot							
22	WALKER, Micah	f	7-14	1-3	5-6	3	3	6	3	20	0	1	0	0	31
32	DIXON, Kelvin	f	6-12	0-3	2-2	2	4	6	3	14	1	1	0	0	22
35	SMITH, Taylor	f	3-13	0-2	1-1	3	2	5	1	7	0	2	0	0	26
01	MURPHY, Reggie	c	3-7	0-0	0-0	2	3	5	4	6	1	2	1	2	16
11	KOZAN, Kevin	g	2-9	2-9	1-2	0	6	6	0	7	2	1	0	0	28
00	DAVIS, Kerrell		1-2	0-0	1-2	2	3	5	2	3	3	1	0	0	22
02	PRINCE, Andre		0-4	0-2	0-0	0	1	1	0	0	0	0	0	1	18
04	COOPER, Aaron		2-7	0-2	0-0	0	5	5	4	4	2	3	0	1	22
12	CHEEK, Daniel		0-2	0-2	0-0	0	0	0	1	0	0	1	0	0	6
20	VANCE, Jacob		0-0	0-0	0-0	0	0	0	2	0	0	0	0	1	2
25	VANCE, Jordan		1-1	1-1	0-0	0	0	0	1	3	0	1	0	0	7
Team						2	1	3				1			
Totals			25-71	4-24	10-13	14	28	42	21	64	9	14	1	5	200

FG % 1st Half: 13-40 32.5% 2nd half: 12-31 38.7% Game: 25-71 35.2%
3FG % 1st Half: 2-12 16.7% 2nd half: 2-12 16.7% Game: 4-24 16.7%
FT % 1st Half: 4-7 57.1% 2nd half: 6-6 100.0 Game: 10-13 76.9%

Deadball
Rebounds
1

Arkansas State 84 • 1-0

##	Player		Total		3-Ptr	Rebounds			PF	TP	A	TO	Blk	Stl	Min
			FG-FGA	FG-FGA	FT-FTA	Off	Def	Tot							
14	Downs, Kelvin	f	1-4	0-0	0-0	0	3	3	4	2	2	2	4	0	22
24	Livingston, Anthony	f	7-14	2-5	1-3	3	8	11	1	17	2	0	0	1	30
01	Golden, Cameron	g	7-14	7-10	1-2	3	7	10	2	22	2	2	2	1	35
05	Hardwick, PJ	g	5-9	0-0	5-6	1	8	9	0	15	4	2	0	3	35
12	Gardner, Sean	g	3-11	1-4	2-2	1	2	3	3	9	2	3	0	1	24
00	Macklien, Daijon		2-2	1-1	0-0	0	1	1	0	5	3	2	0	0	14
04	Pierre, Josh		0-1	0-1	0-0	0	0	0	0	0	0	0	0	0	2
13	Foster, C.J.		0-1	0-1	1-3	0	0	0	0	1	0	0	0	0	11
25	White, Ronnie		3-4	0-0	5-6	2	2	4	5	11	0	2	0	1	19
33	Boucoun, Nouhoum		1-2	0-0	0-0	0	1	1	0	2	0	0	0	0	8
Team						1	2	3				1			
Totals			29-62	11-22	15-22	11	34	45	15	84	15	14	6	7	200

FG % 1st Half: 18-38 47.4% 2nd half: 11-24 45.8% Game: 29-62 46.8%
3FG % 1st Half: 6-13 46.2% 2nd half: 5-9 55.6% Game: 11-22 50.0%
FT % 1st Half: 5-7 71.4% 2nd half: 10-15 66.7% Game: 15-22 68.2%

Deadball
Rebounds
1

Officials: Justin Simauk, Steve Pratt, Nathan Bemis
Technical fouls: Henderson State-MURPHY, Reggie. Arkansas State-None.
Attendance: 1528
Duration: 1:50

Score by periods	1st	2nd	Total
Henderson State	32	32	64
Arkansas State	47	37	84

Points	In Paint	Off T/O	2nd Chance	Fast Break	Bench
HSU	38	15	14	2	10
ASU	22	17	16	4	19

Last FG - HSU 2nd-02:27, ASU 2nd-00:28.
Largest lead - HSU None, ASU by 24 2nd-04:42.
HSU led for 00:00. ASU led for 39:45. Game was tied for 00:15.

Score tied - 0 times.
Lead changed - 0 times.

Official Basketball Box Score -- Game Totals -- Final Statistics
 Southern Arkansas vs Arkansas State
 11/12/14 7:05 p.m. at Jonesboro, Arkansas (Convocation Center)

Southern Arkansas 69 • 0-0

##	Player		Total	3-Ptr	FT-FTA	Rebounds			PF	TP	A	TO	Blk	Stl	Min
			FG-FGA	FG-FGA		Off	Def	Tot							
04	EVANS, James	f	2-6	0-0	1-2	1	6	7	4	5	1	1	0	0	19
25	WILLIAMS, Chauncy	f	1-6	0-5	2-5	0	3	3	0	4	0	0	0	1	15
32	BRADDOCK, Alvin	f	3-7	0-0	0-1	2	8	10	1	6	0	3	2	0	28
05	FRYE, DJ	g	3-8	0-0	1-4	3	2	5	3	7	0	1	0	1	30
15	TAYLOR, Tyrell	g	8-11	1-1	4-4	1	4	5	3	21	2	2	0	1	26
02	FRANCIS, Aaron		0-1	0-0	0-0	0	2	2	5	0	2	0	0	1	6
03	DAVIS, Jaron		6-14	4-10	2-2	1	3	4	1	18	2	0	0	1	31
10	ROSCOE, Derek		1-2	0-1	0-0	2	0	2	1	2	0	1	0	0	12
11	DUNLAP, Reece		1-3	1-3	0-1	0	2	2	1	3	0	0	0	0	12
12	SANCHEZ, Nemo		0-1	0-0	0-0	0	1	1	0	0	0	1	0	0	4
20	ANDREWS, Deon		1-3	1-2	0-0	0	0	0	2	3	2	2	0	0	16
21	CHAMPION, Desmond		0-0	0-0	0-0	0	0	0	0	0	0	0	0	0	1
Team						1	2	3							
Totals			26-62	7-22	10-19	11	33	44	21	69	9	11	2	5	200

FG % 1st Half: 12-33 36.4% 2nd half: 14-29 48.3% Game: 26-62 41.9%
 3FG % 1st Half: 3-14 21.4% 2nd half: 4-8 50.0% Game: 7-22 31.8%
 FT % 1st Half: 3-9 33.3% 2nd half: 7-10 70.0% Game: 10-19 52.6%

Deadball
Rebounds
5

Arkansas State 67 • 0-0

##	Player		Total	3-Ptr	FT-FTA	Rebounds			PF	TP	A	TO	Blk	Stl	Min
			FG-FGA	FG-FGA		Off	Def	Tot							
14	Downs, Kelvin	f	1-3	0-1	0-0	0	0	0	1	2	1	1	0	1	14
24	Livingston, Anthony	f	5-13	1-4	8-11	7	11	18	2	19	0	1	0	1	37
01	Golden, Cameron	g	1-10	1-6	0-0	1	6	7	2	3	3	2	0	1	32
05	Hardwick, PJ	g	0-3	0-2	0-1	1	2	3	2	0	2	2	0	2	14
12	Gardner, Sean	g	7-18	3-8	5-7	3	3	6	1	22	2	2	0	1	32
00	Macklien, Daijon		3-10	1-4	1-3	1	2	3	0	8	2	0	0	1	33
11	Waters, Charles		3-6	0-0	1-3	4	4	8	4	7	0	0	0	0	12
13	Foster, C.J.		0-1	0-1	2-2	0	0	0	1	2	0	0	0	0	9
25	White, Ronnie		2-6	0-0	0-0	1	2	3	1	4	1	1	0	0	15
33	Boucoun, Nouhoum		0-0	0-0	0-0	0	0	0	0	0	0	1	0	0	2
Team						1	0	1							
Totals			22-70	6-26	17-27	19	30	49	14	67	11	10	0	7	200

FG % 1st Half: 11-32 34.4% 2nd half: 11-38 28.9% Game: 22-70 31.4%
 3FG % 1st Half: 5-18 27.8% 2nd half: 1-8 12.5% Game: 6-26 23.1%
 FT % 1st Half: 13-18 72.2% 2nd half: 4-9 44.4% Game: 17-27 63.0%

Deadball
Rebounds
5

Officials: Keith Patterson, Sean Casey, Raymond Natili
 Technical fouls: Southern Arkansas-None. Arkansas State-Downs, Kelvin.
 Attendance: 1496

Score by periods	1st	2nd	Total
Southern Arkansas	30	39	69
Arkansas State	40	27	67

	In Paint	Off T/O	2nd Chance	Fast Break	Bench
Points SAUM	26	8	4	4	26
ASU	32	8	16	2	21

Last FG - SAUM 2nd-00:01, ASU 2nd-00:08.
 Largest lead - SAUM by 6 2nd-05:44, ASU by 12 2nd-16:14.
 SAUM led for 17:38. ASU led for 21:22. Game was tied for 00:28.

Score tied - 2 times.
 Lead changed - 10 times.



2013-14 A-State Men's Basketball
Arkansas State Combined Team Statistics (FINAL)
All games



RECORD:	OVERALL	HOME	AWAY	NEUTRAL
ALL GAMES	19-13	11-4	7-8	1-1
CONFERENCE	10-8	6-3	4-5	0-0
NON-CONFERENCE	9-5	5-1	3-3	1-1

			Total				3-Point		F-Throw		Rebounds															
##	Player	gp-gs	min	avg	fg-fga	fg%	3fg-fga	3fg%	ft-fga	ft%	off	def	tot	avg	pf	dq	a	to	blk	stl	pts	avg				
31	Melvin Johnson III	32-28	947	29.6	156-330	.473	88-184	.478	85-112	.759	15	126	141	4.4	62	0	42	65	2	27	485	15.2				
20	Kirk Van Slyke	32-32	987	30.8	162-313	.518	38-93	.409	115-141	.816	63	125	188	5.9	83	3	33	53	38	24	477	14.9				
40	Kendrick Washington	30-29	932	31.1	110-206	.534	5-16	.313	79-131	.603	54	143	197	6.6	105	9	48	58	18	23	304	10.1				
24	Ed Townsel	32-26	898	28.1	102-253	.403	43-126	.341	63-75	.840	35	83	118	3.7	72	0	71	44	2	39	310	9.7				
03	Brandon Reed	32-19	796	24.9	98-249	.394	44-125	.352	68-93	.731	13	64	77	2.4	49	0	65	31	1	21	308	9.6				
00	Cameron Golden	32-11	768	24.0	81-226	.358	43-136	.316	39-59	.661	11	68	79	2.5	52	0	81	50	3	36	244	7.6				
35	Raeford Worsham	7-0	97	13.9	13-26	.500	2-5	.400	17-24	.708	6	10	16	2.3	14	0	3	3	4	6	45	6.4				
01	Rakeem Dickerson	32-12	590	18.4	36-97	.371	13-34	.382	58-81	.716	9	49	58	1.8	49	0	65	35	2	30	143	4.5				
14	Kelvin Downs	32-3	419	13.1	23-62	.371	0-0	.000	23-35	.657	25	44	69	2.2	64	1	15	32	19	5	69	2.2				
34	Seth Kisler	18-0	120	6.7	13-23	.565	4-9	.444	5-9	.556	8	6	14	0.8	19	0	2	7	0	3	35	1.9				
04	Josh Pierre	8-0	21	2.6	3-10	.300	2-9	.222	4-6	.667	1	2	3	0.4	0	0	0	1	0	2	12	1.5				
Team											61	83	144		1			11								
Total.....		32	6575		797-1795	.444	282-737	.383	556-766	.726	301	803	1104	34.5	570	13	425	390	89	216	2432	76.0				
Opponents.....		32	6575		811-1886	.430	200-615	.325	477-665	.717	362	810	1172	36.6	650	22	360	421	91	195	2299	71.8				

TEAM STATISTICS	ASU	OPP
SCORING	2432	2299
Points per game	76.0	71.8
Scoring margin	+4.2	-
FIELD GOALS-ATT	797-1795	811-1886
Field goal pct	.444	.430
3 POINT FG-ATT	282-737	200-615
3-point FG pct	.383	.325
3-pt FG made per game	8.8	6.3
FREE THROWS-ATT	556-766	477-665
Free throw pct	.726	.717
F-Throws made per game	17.4	14.9
REBOUNDS	1104	1172
Rebounds per game	34.5	36.6
Rebounding margin	-2.1	-
ASSISTS	425	360
Assists per game	13.3	11.3
TURNOVERS	390	421
Turnovers per game	12.2	13.2
Turnover margin	+1.0	-
Assist/turnover ratio	1.1	0.9
STEALS	216	195
Steals per game	6.8	6.1
BLOCKS	89	91
Blocks per game	2.8	2.8
ATTENDANCE	38112	65759
Home games-Avg/Game	15-2541	15-4106
Neutral site-Avg/Game	-	2-2081

Score by Periods	1st	2nd	OT	OT2	OT3	OT4	Totals
Arkansas State	1137	1236	25	15	8	11	2432
Opponents	1070	1164	28	20	8	9	2299

Date	Opponent	Score	Att.
11/11/13	at Jackson State	W 65-61	998
11/13/13	UT-MARTIN	W 72-62	2237
11/16/13	at Wyoming	L 64-85	4934
11/18/13	at Colorado	L 70-93	8204
11/24/13	CENTRAL ARKANSAS	W 99-56	1917
11/30/13	at Lamar	W 95-89	1668
12/2/13	NIAGARA	W 86-61	1645
12/14/13	at Nebraska	L 67-79	15949
12/17/13	TOLEDO	L 65-78	2077
12/21/13	at Marshall	W 83-82	4718
12/30/13	SOUTHERN ARKANSAS	W 91-66	2027
* 1/2/14	at UT Arlington	W 82-66	1412
* 1/4/14	at Texas State	W 74-69	1606
* 1/9/14	TROY	L 84-98	2037
* 1/11/14	SOUTH ALABAMA	W 72-60	4344
* 1/16/14	at Georgia State	L 72-73	2089
* 1/18/14	at WKU	Lo2 77-82	5866
* 1/25/14	UALR	W 77-49	5631
* 1/30/14	at ULM	L 65-72	1186
* 2/1/14	at Troy	W 83-73	1977
* 2/10/14	WKU	W 72-58	2261
* 2/13/14	at South Alabama	W 85-61	1872
* 2/15/14	at Louisiana Lafayette	L 67-85	4223
* 2/20/14	UT ARLINGTON	W 83-60	2115
* 2/22/14	TEXAS STATE	W 73-68	2651
2/25/14	LYON	W 65-39	1682
* 3/1/14	at UALR	L 67-74	4895
* 3/4/14	GEORGIA STATE	Lot 76-79	1884
* 3/6/14	ULM	W 64-58	2329
* 3/8/14	LOUISIANA LAFAYETTE	L 76-77	3275
& 3/14/14	vs UALR	Wo4 116-114	1571
& 3/15/14	vs Georgia State	L 45-72	2591

* = Sun Belt Conference game

& = Sun Belt Tournament game (Lakefront Arena-New Orleans, La.)



2013-14 A-State Men's Basketball
Arkansas State Combined Team Statistics (FINAL)
November Games



RECORD:	OVERALL	HOME	AWAY	NEUTRAL
ALL GAMES	4-2	2-0	2-2	0-0
CONFERENCE	0-0	0-0	0-0	0-0
NON-CONFERENCE	4-2	2-0	2-2	0-0

#	Player	gp-gs	min	avg	Total		3-Point		F-Throw		Rebounds				pf dq		a	to	blk	stl	pts	avg
					fg-fga	fg%	3fg-fga	3fg%	ft-fa	ft%	off	def	tot	avg								
31	Melvin Johnson III	6-6	156	26.0	39-67	.582	26-40	.650	14-22	.636	3	19	22	3.7	9	0	5	15	0	3	118	19.7
20	Kirk Van Slyke	6-6	167	27.8	35-59	.593	6-16	.375	18-20	.900	11	26	37	6.2	13	1	7	9	10	4	94	15.7
03	Brandon Reed	6-6	171	28.5	19-56	.339	7-27	.259	7-13	.538	2	17	19	3.2	9	0	20	6	0	3	52	8.7
00	Cameron Golden	6-0	150	25.0	14-39	.359	7-23	.304	9-13	.692	1	8	9	1.5	9	0	11	10	0	9	44	7.3
40	Kendrick Washington	6-6	159	26.5	16-32	.500	0-0	.000	10-16	.625	8	27	35	5.8	18	1	10	15	0	1	42	7.0
04	Josh Pierre	1-0	4	4.0	2-4	.500	1-3	.333	2-2	1.000	1	1	2	2.0	0	0	0	0	0	1	7	7.0
35	Raeford Worsham	6-0	75	12.5	9-18	.500	2-5	.400	11-16	.688	5	8	13	2.2	13	0	2	3	2	3	31	5.2
24	Ed Townsel	6-6	135	22.5	9-39	.231	3-17	.176	8-9	.889	7	11	18	3.0	12	0	18	6	0	4	29	4.8
01	Rakeem Dickerson	6-0	89	14.8	5-13	.385	2-6	.333	14-22	.636	4	7	11	1.8	3	0	8	6	0	8	26	4.3
14	Kelvin Downs	6-0	94	15.7	6-20	.300	0-0	.000	10-13	.769	5	8	13	2.2	12	0	2	8	5	2	22	3.7
Team											12	14	26									
Total.....		6	1200		154-347	.444	54-137	.394	103-146	.705	59	146	205	34.2	98	2	83	78	17	38	465	77.5
Opponents.....		6	1200		164-360	.456	33-105	.314	85-114	.746	61	160	221	36.8	128	3	75	83	22	38	446	74.3

TEAM STATISTICS	ASU	OPP
SCORING	465	446
Points per game	77.5	74.3
Scoring margin	+3.2	-
FIELD GOALS-ATT	154-347	164-360
Field goal pct	.444	.456
3 POINT FG-ATT	54-137	33-105
3-point FG pct	.394	.314
3-pt FG made per game	9.0	5.5
FREE THROWS-ATT	103-146	85-114
Free throw pct	.705	.746
F-Throws made per game	17.2	14.2
REBOUNDS	205	221
Rebounds per game	34.2	36.8
Rebounding margin	-2.7	-
ASSISTS	83	75
Assists per game	13.8	12.5
TURNOVERS	78	83
Turnovers per game	13.0	13.8
Turnover margin	+0.8	-
Assist/turnover ratio	1.1	0.9
STEALS	38	38
Steals per game	6.3	6.3
BLOCKS	17	22
Blocks per game	2.8	3.7
ATTENDANCE	4154	15804
Home games-Avg/Game	2-2077	4-3951
Neutral site-Avg/Game	-	0-0

Date	Opponent		Score	Att.
11/11/13	at Jackson State	W	65-61	998
11/13/13	UT-MARTIN	W	72-62	2237
11/16/13	at Wyoming	L	64-85	4934
11/18/13	at Colorado	L	70-93	8204
11/24/13	CENTRAL ARKANSAS	W	99-56	1917
11/30/13	at Lamar	W	95-89	1668

* = Sun Belt Conference game

& = Sun Belt Tournament game (Lakefront Arena-New Orleans, La.)

Score by Periods	1st	2nd	Totals
Arkansas State	224	241	465
Opponents	229	217	446



2013-14 A-State Men's Basketball
Arkansas State Combined Team Statistics (FINAL)
Home games



RECORD:	OVERALL	HOME	AWAY	NEUTRAL
ALL GAMES	11-4	11-4	0-0	0-0
CONFERENCE	6-3	6-3	0-0	0-0
NON-CONFERENCE	5-1	5-1	0-0	0-0

#	Player	gp-gs	min	avg	Total		3-Point		F-Throw		Rebounds						a	to	blk	stl	pts	avg
					fg-fga	fg%	3fg-fga	3fg%	ft-fa	ft%	off	def	tot	avg	pf	dq						
20	Kirk Van Slyke	15-15	448	29.9	80-155	.516	19-46	.413	50-60	.833	28	60	88	5.9	35	1	9	23	17	14	229	15.3
31	Melvin Johnson III	15-13	418	27.9	73-156	.468	40-83	.482	42-50	.840	8	58	66	4.4	18	0	16	32	1	14	228	15.2
35	Raeford Worsham	3-0	47	15.7	9-15	.600	1-2	.500	13-18	.722	4	4	8	2.7	7	0	2	1	2	4	32	10.7
24	Ed Townsel	15-12	426	28.4	47-115	.409	17-57	.298	43-48	.896	20	47	67	4.5	30	0	27	20	0	19	154	10.3
03	Brandon Reed	15-9	349	23.3	45-105	.429	18-51	.353	36-43	.837	4	28	32	2.1	22	0	26	15	1	8	144	9.6
40	Kendrick Washington	14-14	427	30.5	45-84	.536	0-4	.000	41-65	.631	20	73	93	6.6	47	4	23	28	7	15	131	9.4
00	Cameron Golden	15-6	364	24.3	31-98	.316	17-59	.288	18-26	.692	6	37	43	2.9	23	0	37	18	1	17	97	6.5
01	Rakeem Dickerson	15-5	259	17.3	21-52	.404	5-17	.294	26-38	.684	4	22	26	1.7	19	0	26	12	1	13	73	4.9
14	Kelvin Downs	15-1	210	14.0	12-35	.343	0-0	.000	13-21	.619	15	20	35	2.3	30	0	8	12	11	2	37	2.5
04	Josh Pierre	6-0	16	2.7	3-9	.333	2-8	.250	4-6	.667	1	2	3	0.5	0	0	0	1	0	2	12	2.0
34	Seth Kisler	9-0	61	6.8	6-11	.545	1-4	.250	5-7	.714	2	3	5	0.6	10	0	1	2	0	3	18	2.0
Team											33	50	83					8				
Total.....		15	3025		372-835	.446	120-331	.363	291-382	.762	145	404	549	36.6	241	5	175	172	41	111	1155	77.0
Opponents.....		15	3025		340-857	.397	93-294	.316	196-276	.710	159	373	532	35.5	319	10	127	222	32	86	969	64.6

TEAM STATISTICS	ASU	OPP
SCORING	1155	969
Points per game	77.0	64.6
Scoring margin	+12.4	-
FIELD GOALS-ATT	372-835	340-857
Field goal pct	.446	.397
3 POINT FG-ATT	120-331	93-294
3-point FG pct	.363	.316
3-pt FG made per game	8.0	6.2
FREE THROWS-ATT	291-382	196-276
Free throw pct	.762	.710
F-Throws made per game	19.4	13.1
REBOUNDS	549	532
Rebounds per game	36.6	35.5
Rebounding margin	+1.1	-
ASSISTS	175	127
Assists per game	11.7	8.5
TURNOVERS	172	222
Turnovers per game	11.5	14.8
Turnover margin	+3.3	-
Assist/turnover ratio	1.0	0.6
STEALS	111	86
Steals per game	7.4	5.7
BLOCKS	41	32
Blocks per game	2.7	2.1
ATTENDANCE	38112	0
Home games-Avg/Game	15-2541	0-0
Neutral site-Avg/Game	-	0-0

Date	Opponent		Score	Att.
11/13/13	UT-MARTIN	W	72-62	2237
11/24/13	CENTRAL ARKANSAS	W	99-56	1917
12/2/13	NIAGARA	W	86-61	1645
12/17/13	TOLEDO	L	65-78	2077
12/30/13	SOUTHERN ARKANSAS	W	91-66	2027
* 1/9/14	TROY	L	84-98	2037
* 1/11/14	SOUTH ALABAMA	W	72-60	4344
* 1/25/14	UALR	W	77-49	5631
* 2/10/14	WKU	W	72-58	2261
* 2/20/14	UT ARLINGTON	W	83-60	2115
* 2/22/14	TEXAS STATE	W	73-68	2651
2/25/14	LYON	W	65-39	1682
* 3/4/14	GEORGIA STATE	Lot	76-79	1884
* 3/6/14	ULM	W	64-58	2329
* 3/8/14	LOUISIANA LAFAYETTE	L	76-77	3275

* = Sun Belt Conference game

& = Sun Belt Tournament game (Lakefront Arena-New Orleans, La.)

Score by Periods	1st	2nd	OT	Totals
Arkansas State	558	590	7	1155
Opponents	444	515	10	969



2013-14 A-State Men's Basketball
Arkansas State Points-Rebounds-Assists (FINAL)
All games



Opponent	Date	Score		00	01	03	04	14	20	24
				GOLDEN,CAM	DICKERSON,	REED,BRAND	PIERRE,JOS	DOWNES,KELV	SLYKE,KIRK	TOWNSEL,ED
at Jackson State	11/11/13	65-61	W	16-4-2	3-0-3	1-3-4	DNP	4-2-0	14-4-0	0-0-1
UT-MARTIN	11/13/13	72-62	W	13-1-2	0-2-1	10-3-3	DNP	0-0-0	16-5-1	4-5-3
at Wyoming	11/16/13	64-85	L	7-0-1	3-4-0	8-3-2	DNP	4-3-1	13-4-1	5-1-1
at Colorado	11/18/13	70-93	L	0-1-1	0-1-0	21-5-4	DNP	0-4-0	15-6-0	0-2-5
CENTRAL ARKANSAS	11/24/13	99-56	W	0-2-2	13-2-1	2-3-3	7-2-0	11-4-1	23-9-0	9-9-4
at Lamar	11/30/13	95-89	W	8-1-3	7-2-3	10-2-4	DNP	3-0-0	13-9-5	11-1-4
NIAGARA	12/2/13	86-61	W	5-0-1	7-4-1	15-2-1	2-1-0	2-3-1	9-2-0	9-6-1
at Nebraska	12/14/13	67-79	L	2-1-2	0-2-0	0-2-2	DNP	0-3-0	27-7-1	8-4-1
TOLEDO	12/17/13	65-78	L	11-4-7	2-1-0	8-1-1	DNP	2-2-0	22-6-0	8-0-3
at Marshall	12/21/13	83-82	W	13-3-3	1-1-2	21-8-3	DNP	2-3-0	16-2-2	0-0-0
SOUTHERN ARKANSAS	12/30/13	91-66	W	7-4-3	8-2-4	19-2-3	0-0-0	4-8-3	17-6-2	13-2-0
at UT Arlington	1/2/14	82-66	W	15-4-7	0-1-2	12-1-1	0-0-0	2-2-0	15-10-0	20-2-1
at Texas State	1/4/14	74-69	W	20-2-5	0-1-2	10-3-6	DNP	0-2-1	11-3-3	12-5-1
TROY	1/9/14	84-98	L	3-1-2	4-1-3	23-1-3	DNP	0-0-1	27-6-0	2-0-0
SOUTH ALABAMA	1/11/14	72-60	W	5-3-3	7-2-2	4-1-1	DNP	2-1-0	21-14-0	12-10-2
at Georgia State	1/16/14	72-73	L	10-5-6	3-1-0	9-4-2	DNP	3-0-0	22-10-3	8-3-5
at WKU	1/18/14	77-82	L	4-4-5	5-2-0	17-5-1	DNP	2-3-1	14-7-2	10-3-2
UALR	1/25/14	77-49	W	2-1-2	8-2-3	4-7-1	0-0-0	2-3-0	15-8-2	9-9-1
at ULM	1/30/14	65-72	L	8-4-5	4-4-5	0-1-1	DNP	0-0-0	15-3-1	3-2-4
at Troy	2/1/14	83-73	W	18-1-0	19-3-6	2-0-1	DNP	6-3-2	9-5-0	19-6-4
WKU	2/10/14	72-58	W	11-4-2	5-3-1	8-2-1	DNP	8-3-1	2-4-1	7-5-2
at South Alabama	2/13/14	85-61	W	5-4-0	8-1-5	12-2-1	0-0-0	0-2-1	17-8-1	5-2-5
at Louisiana Lafayette	2/15/14	67-85	L	0-1-2	3-4-4	3-0-2	DNP	2-1-0	8-3-1	13-2-1
UT ARLINGTON	2/20/14	83-60	W	14-4-3	3-1-1	13-0-3	3-0-0	0-1-0	23-6-0	9-6-5
TEXAS STATE	2/22/14	73-68	W	10-3-0	0-1-2	2-1-1	DNP	0-0-0	14-4-0	20-4-1
LYON	2/25/14	65-39	W	3-3-2	0-0-3	16-3-0	0-0-0	0-5-0	11-6-1	14-3-0
at UALR	3/1/14	67-74	L	15-0-0	7-1-2	13-1-1	DNP	0-2-0	9-6-2	8-6-2
GEORGIA STATE	3/4/14	76-79	L	13-8-5	0-0-0	13-3-1	DNP	2-3-0	18-5-1	2-6-2
ULM	3/6/14	64-58	W	0-4-2	8-2-1	5-2-2	DNP	2-1-1	7-3-0	13-0-0
LOUISIANA LAFAYETTE	3/8/14	76-77	L	0-1-1	8-3-3	2-1-2	DNP	2-1-0	4-4-1	23-2-3
vs UALR	3/14/14	116-114	W	3-0-1	2-3-3	23-4-4	DNP	2-2-0	24-9-2	32-7-6
vs Georgia State	3/15/14	45-72	L	3-1-1	5-1-2	2-1-0	DNP	2-2-1	6-4-0	2-5-1

Opponent	Date	Score		31	34	35	40
				III,MELVIN	KISLER,SET	WORSHAM,RA	WASHINGTON
at Jackson State	11/11/13	65-61	W	13-6-0	DNP	8-5-0	6-6-1
UT-MARTIN	11/13/13	72-62	W	15-2-0	DNP	5-2-0	9-11-3
at Wyoming	11/16/13	64-85	L	22-6-1	DNP	0-1-1	2-1-1
at Colorado	11/18/13	70-93	L	25-5-1	DNP	0-0-0	9-2-0
CENTRAL ARKANSAS	11/24/13	99-56	W	17-1-1	DNP	13-3-1	4-6-0
at Lamar	11/30/13	95-89	W	26-2-2	DNP	5-2-0	12-9-5
NIAGARA	12/2/13	86-61	W	7-10-2	DNP	14-3-1	16-8-6
at Nebraska	12/14/13	67-79	L	18-6-3	5-2-0	DNP	7-5-1
TOLEDO	12/17/13	65-78	L	2-3-1	0-0-0	DNP	10-4-0
at Marshall	12/21/13	83-82	W	16-5-5	4-4-1	DNP	10-12-1
SOUTHERN ARKANSAS	12/30/13	91-66	W	16-6-1	7-1-0	DNP	DNP
at UT Arlington	1/2/14	82-66	W	6-3-2	0-0-0	DNP	12-10-3
at Texas State	1/4/14	74-69	W	8-3-0	3-1-0	DNP	10-3-3
TROY	1/9/14	84-98	L	17-6-1	4-2-0	DNP	4-4-2
SOUTH ALABAMA	1/11/14	72-60	W	12-3-0	0-0-0	DNP	9-4-2
at Georgia State	1/16/14	72-73	L	5-4-2	0-0-0	DNP	12-9-1
at WKU	1/18/14	77-82	L	5-2-2	DNP	DNP	20-9-2
UALR	1/25/14	77-49	W	21-4-0	0-0-0	DNP	16-11-0
at ULM	1/30/14	65-72	L	27-8-1	0-0-0	DNP	8-5-0
at Troy	2/1/14	83-73	W	10-8-2	0-1-0	DNP	DNP
WKU	2/10/14	72-58	W	22-4-1	0-0-0	DNP	9-4-3
at South Alabama	2/13/14	85-61	W	24-1-1	2-1-0	DNP	12-6-2
at Louisiana Lafayette	2/15/14	67-85	L	19-3-2	DNP	DNP	19-2-0
UT ARLINGTON	2/20/14	83-60	W	13-4-2	2-0-0	DNP	3-6-1
TEXAS STATE	2/22/14	73-68	W	17-2-0	DNP	DNP	10-8-4
LYON	2/25/14	65-39	W	5-4-1	5-2-1	DNP	11-3-0
at UALR	3/1/14	67-74	L	4-4-0	DNP	DNP	11-3-0
GEORGIA STATE	3/4/14	76-79	L	19-6-3	0-0-0	DNP	9-4-1
ULM	3/6/14	64-58	W	17-5-2	DNP	DNP	12-9-1
LOUISIANA LAFAYETTE	3/8/14	76-77	L	28-6-1	DNP	DNP	9-11-0
vs UALR	3/14/14	116-114	W	19-3-0	DNP	DNP	11-10-2
vs Georgia State	3/15/14	45-72	L	10-6-2	3-0-0	DNP	12-12-3