



BASKETBALL

ARKANSAS STATE

Jerry Scott • Assistant Athletic Director / Sports Information Dir. • jscott@astate.edu • 870-972-3405 • 870-243-6021 (cell) • 870-972-3367 fax

Arkansas State Quick Facts

Location: Jonesboro, Arkansas
Enrollment: 10,869
Nickname: Indians
Colors: Scarlet and Black
Arena: Convocation Center (10,038)
Conference: Sun Belt
Co-Interim Head Coach: Shawn Forrest (6th year)
Co-Interim Head Coach: Al Grushkin (2nd year)

Arkansas State Schedule

Nov. 3	Lyon College (exh.)	W, 95-59
Nov. 6	Hendrix College (exh.)	W, 100-61
Nov. 14	Utah Valley State	L, 63-67
Nov. 16	at Tulsa	L, 59-75
Nov. 20	at No. 3 Memphis	L, 63-84
Nov. 24	Eastern Illinois	W, 74-60
Nov. 26	at Murray State	L, 67-81
Nov. 29	Tennessee-Martin	W, 71-69
Dec. 3	at Northwestern	L, 68-88
Dec. 8	Central Baptist	W, 101-49
Dec. 16	Ball State	W, 57-47
Dec. 20	Florida Atlantic*	W, 79-77
Dec. 22	at New Orleans*	L, 78-84
Dec. 30	MacMurray College	W, 92-43
Jan. 3	at UL Lafayette*	L, 63-73
Jan. 5	UALR*	W, 77-62
Jan. 10	North Texas*	L, 63-74
Jan. 12	at UL Monroe*	W, 89-82
Jan. 17	at Denver*	L, 52-59
Jan. 19	Troy*	L, 80-89
Jan. 24	Florida International*	W, 68-59
Jan. 27	at Western Kentucky* (TV)	L, 68-77
Jan. 30	at Utah Valley State	L, 57-72
Feb. 4	Middle Tennessee*	L, 86-89 (OT)
Feb. 7	at South Alabama*	L, 58-81
Feb. 9	at Florida Atlantic*	L, 81-87
Feb. 14	New Orleans*	L, 78-79
Feb. 16	UL Lafayette*	L, 59-65
Feb. 21	at UALR* (TV)	L, 52-82
Feb. 23	at North Texas*	7:00 PM!
Feb. 28	UL Monroe*	7:35 PM!
Mar. 5	SBC Tourn. (First Round)	TBA
Mar. 8-11	SBC Tournament	TBA

*Sun Belt Conf. game All Times Central
!Doubleheader

GAME 28

Arkansas State (9-18, 4-12) at North Texas (17-9, 8-7)

February 23, 2008 • The Super Pit (10,500)

Denton, Texas • 7:00 p.m.

Radio: Arkansas State Radio Network (KWHF 95.9 FM, flagship)

Television: JumpTV webcasting (ASUIndians.com)

Live Stats: ASUIndians.co Tm (Broadcast & Media link)

ON TAP: Arkansas State wraps up a two-game road swing Saturday, playing North Texas in the fourth of five consecutive Sun Belt Conference West Division games to close out the regular season. Every ASU game can be heard live on 95.9 FM in the Jonesboro area and the live radio broadcast can be accessed through the Arkansas State athletic web site (ASUIndians.com).

THE PRINCIPALS: The Indians enter Saturday's game looking to snap a seven-game skid, while the Mean Green has won its last three games and five of its last seven. The Indians are cur-

rently in seventh place and the Mean Green tied for second in the Sun Belt's West Division.

CO-INTERIM HEAD COACHES SHAWN FORREST AND AL GRUSHKIN:

Shawn Forrest and Al Grushkin were appointed co-interim head coaches by ASU Director of Athletics Dr. Dean Lee after Dickey Nutt (13th season) relinquished his duties as the Indians head coach on Feb. 19. Forrest, in his sixth season at ASU, is responsible for administrative duties with the team. Grushkin, who joined the ASU staff last season and has 28 years of coaching experience at the

INDIANS' ROSTER

No.	Player	Ht.	Wt.	Cl.	Pos.	Exp.	Hometown (Last School)
1	Ashton Farmer	6-7	230	So.	F	1L	Charleston, Mo. (Charleston HS)
2	Adrian Banks	6-3	190	Sr.	G	1L	Memphis, Tenn. (NW Mississippi CC)
5	Jeremy Thomas	6-6	200	Fr.	F	HS	Jonesboro, Ark. (Jonesboro HS)
10	Ryan Wedel	5-11	175	So.	G	1L	Minneapolis, Kan. (Minneapolis HS)
11	Shawn Morgan	6-6	215	Jr.	F	1L	Memphis, Tenn. (NW Mississippi CC)
13	Logan Nutt	5-11	175	Fr.	G	HS	Jonesboro, Ark. (Jonesboro HS)
15	Kewain Gant	6-7	230	Sr.	F	1L	Charleston, Mo. (Moberly Area JC)
20	Larry Handy	6-8	262	Jr.	F/C	TR	Houston, Texas (Kilgore College)
22	Ifeanyi Koggu	6-1	185	Jr.	G	TR	Tyler, Texas (Tyler JC)
24	Yima Chia-Kur	6-6	225	Jr.	F	TR	South Mansfield, Ohio (Garden City CC)
30	Larry Newman	6-02	185	Jr.	G	HS	Sikeston, Mo. (Sikeston HS)
33	Mike Lance	6-3	185	So.	G	TR	Poplar Bluff, Mo. (Three Rivers CC)
34	P.J. Keaton	6-4	180	Jr.	G	TR	Champaign, Ill. (Lincoln College)
40	Abayomi Ajasin	6-8	255	Sr.	C	1L	Lagos, Nigeria (Three Rivers CC)

Co-Interim Head Coaches: Shawn Forrest (6th year), Al Grushkin (2nd year)

Assistant Coach: Jay Cook

ARKANSAS STATE LINEUP

Pos.	No.	Name	Ht.	Wt.	Cl.	Exp.	Hometown	PPG	RPG	OTHER
G	22	Ifeanyi Koggu	6-1	185	Jr.	TR	Tyler, Texas	3.7	1.9	2.9 apg
G	10	Ryan Wedel	5-11	175	So.	1L	Minneapolis, Kansas	15.0	2.6	1.7 apg
F	11	Shawn Morgan	6-6	215	Jr.	1L	Memphis, Tennessee	9.3	6.8	1.9 spg
F	24	Yima Chia-Kur	6-6	225	Jr.	TR	South Mansfield, Ohio	11.2	3.7	.404 3FG%
F	15	Kewain Gant	6-7	230	Sr.	1L	Charleston, Missouri	6.4	4.6	1.1 bpg

NORTH TEXAS LINEUP

Pos.	No.	Name	Ht.	Wt.	Cl.	Exp.	Hometown	PPG	RPG	OTHER
G	1	Ben Bell	6-3	170	Sr.	1L	Irving, Texas	9.6	3.9	3.3 apg
G	3	Collin Dennis	6-2	185	Jr.	TR	North Richland Hills, Texas	13.4	3.3	.412 3FG%
G	10	Josh White	5-10	167	Fr.	HS	Baton Rouge, Louisiana	14.0	2.7	1.8 apg
F	2	Keith Wooden	6-9	245	Sr.	1L	Lawrence, Kansas	8.6	5.5	.566 FG%
F	32	Quincy Williams	6-8	215	Sr.	3L	Forest Park, Oklahoma	9.9	7.5	1.3 apg

PROBABLE STARTERS

SPORTS INFORMATION

Arkansas State University

P.O. Box 1000

State University, AR 72467

Office: 870-972-2541

Fax: 870-972-3367

Press Row: 870-972-2541

Website: ASUIndians.com

Jerry Scott, Asst. A.D./Sports Info. Dir.
870-972-3405 / jscott@astate.edu

Van Provence, Assistant Dir.

870-972-2707 / vprovence@astate.edu

Gina Bowman, Assistant Dir.

870-972-3547/gbowman@astate.edu

Stephanie Fischer, Graduate Assistant

870-972-2428/stephanie.fischer@smail.astate.edu

MEDIA INFORMATION

Credentials

Working press credentials can be requested by contacting Jerry Scott (870-972-3405). Full-season and single-game passes will be mailed whenever possible. If not, they will be left at the Media Will Call table located on the east side of the Convocation Center (Green Entrance).

Post-Game Interviews

The Arkansas State locker room is closed to all members of the media. Members of the coaching staff and players will be available for interviews in the designated area following a brief cooling off period.

Practice Coverage

Arkansas State basketball practice is open to the media. TV crews wishing to shoot practice must notify the sports information office in advance. Players and coaches are available for interviews following each practice.

Weekly Releases

All Arkansas State weekly basketball releases can be obtained as a PDF document on the athletics website at ASUIndians.com. To be added to the e-mail broadcast list for all basketball releases or if you would like releases faxed to you, contact Jerry Scott in the sports information office.

Coaches Interviews

The best time to catch the ASU coaching staff in the office is between 10 a.m. and 12 noon. Please contact Jerry Scott to make arrangements for all interviews with ASU's coaching staff.

Player Interviews

All interviews with Arkansas State players must be arranged through the Sports Information Office. Please contact Jerry Scott.

collegiate level, is handling the competitive aspects of the program.

NUTT RELINQUISHES DUTIES AS ASU HEAD MEN'S BASKETBALL COACH:

JONESBORO (2/19/08) – Arkansas State Director of Athletics Dr. Dean Lee announced Tuesday that Dickey Nutt has relinquished his duties as head men's basketball coach. "We are very grateful to Dickey Nutt for his many years of service to this University and to our athletic program and wish Coach Nutt and his family the absolute best in the future," said Lee. "I know this was a difficult decision for him but one that was in the best interest of the program." Nutt was in the midst of his 13th season as head coach at ASU, compiling a 189-187 (.503) overall record and 102-101 (.502) mark in Sun Belt Conference play. The Indians are 9-17 this season and 4-11 in the Sun Belt Conference. Lee has appointed assistant coaches Shawn Forrest and Al Grushkin as co-interim head coaches. Forrest, in his sixth season at ASU, will be responsible for administrative duties with the team. Grushkin, who joined the ASU staff last season and has 28 years of coaching experience at the collegiate level, will handle the competitive aspects of the program. Nutt was the 14th head coach in the history of the program. He led the 2006-07 team to the Sun Belt Conference West Division championship and to the 1999

NCAA Tournament. Nutt was named the league's coach of the year in 1998 after ASU won the conference's regular-season title. Arkansas State will begin an immediate national search for a head men's basketball coach to guide a program that has over 1,000 all-time victories.

ASU MEN'S BASKETBALL TEAM RELEASES STATEMENT:

JONESBORO (2/19/08) – With at least four games remaining in the 2007-08 basketball season, the Arkansas State men's basketball team took a team vote to release a statement regarding ASU's coaching change. This will be the only comment made by ASU student-athletes on this matter and the team politely asked that this request is respected. All media interview requests with ASU student-athletes should be made through the sports information office. "Our team remains focused on finishing the regular-season strong and is committed to practice and improving as the Sun Belt Conference Tournament approaches. We have a great deal of respect for Coach Nutt and appreciate all the time he dedicated to the team and us personally. We also have to respect this decision and will continue to compete to the best of our ability as we try to make this program stronger. We are thankful for our supporters and the pride they have in this team."

HEAD-to-HEAD



Arkansas State

North Texas

9-18, 4-12	...Record17-9, 8-7
0-5Last 53-2
1-9Last 105-5
1903Points2011
70.5Points Avg.77.3
-1.9Scoring Margin+7.3
690-1506	..FG Made-Att.	..696-1523
.458Field Goal Pct.457
185-470	..3-FG Made-Att.	..175-449
.3943-FG pct.390
6.93-FG Made pg6.7
338-474	...FT Made-Att.	...444-602
.713FT Pct.738
851Rebounds1012
31.5Rebounds Avg.38.9
-0.8	...Rebounding Margin	...+6.4
13.1Assists Avg.11.2
14.0Turnovers Avg.15.3
6.6Steals Avg.5.5
2.3Blocks Avg.3.2

SCOUTING THE MEAN GREEN: North Texas holds a 17-9 overall record and 8-7 mark in Sun Belt action, leaving the Mean Green just one game out of first place. The defending Sun Belt Conference Tournament champions have two players averaging double-figure points, led by freshman Josh White with 14.0 points per game. Collin Dennis is averaging 13.4 points per game, while Ben Bell, Keith Wooden, Quincy Williams and Dez Willingham all average at least 8.0 points per game. Williams also leads the team in rebounding with 7.5 boards per game.

THE ASU - NORTH TEXAS SERIES: Arkansas State swept the regular-season series last year against North Texas, but couldn't win the third meeting in the Sun Belt Conf. Tournament championship game and dropped the first meeting this season against the Mean Green. The series is tied 14-14, but the Indians have won six of the 10 meetings as Sun Belt Conference opponents. The two teams met for the first time during the 1963-64 campaign and ASU pulled out a 64-63 home win.

ASU INDIVIDUAL RECORDS WATCH LIST

CAREER 3-POINTERS MADE

- 1. Antonio Harvey 224 1995-98
- 2. Micah Marsh 206 1994-98
- 3. Dewarick Spencer 170 2003-05
- 4. Ryan Wedel 167 2007-Cur.**
- 5. Tevoris Thompson 138 2003-04
- 6. Jon Beck 137 2000-03
- 7. Adrian Banks 135 2007-Cur.**
- 8. Chico Fletcher 128 1996-00
- 9. Vernall Cole 126 1991-95
- 10. Odie Williams 106 2000-03

SEASON 3-POINTERS MADE

- 1. Adrian Banks 97 2006-07
- 5. Dewarick Spencer 84 2004-05
- Tevoris Thompson 84 2002-03
- 7. Ryan Wedel 82 2007-08**
- 8. Steve Wiedower 73 1986-87
- 9. Keith Gray 66 1990-91
- 10. Antonio Harvey 65 1998-99

ARKANSAS STATE RADIO NETWORK

The Arkansas State Radio Network will broadcast every ASU basketball game during the 2007 season, originating from flagship station 95.9 FM The Wolf (KWHF) in Jonesboro. Returning for his third season as the "Voice of the Indians", Matt Stolz will call the play-by-play.

Flagship 95.9 FM (KWHF), The Wolf
 Clinton KHPQ, 92.1 FM
 Fordyce KQEW, 102.3 FM
 Hardy KOOU, 104.7 FM
 Mountain Home KTLO, 1240 AM
 Stuttgart KWAK, 105.5 FM
 Walnut Ridge/Pocahontas KRLW, 1320 AM
 KRLW, 106.3 FM
 Wynne KWYN, 1400 AM

ASU TV REPLAYS

ASU TV on Suddenlink ch. 18 will replay ASU's game the day after is played at 7:00 p.m.

COMMON OPPONENTS: Arkansas State and North Texas have not played any common opponents this season outside the Sun Belt Conference.

LAST TIME vs. NORTH TEXAS: JONESBORO (1/0/08) — Arkansas State had its seven-game home winning streak snapped, falling 74-63 against North Texas at the Convocation Center earlier this season. The Indians had three players score in double figures, but North Texas' Collin Dennis countered with a game-high 30 points to lead three Mean Green players scoring in double digits as well. While Arkansas State never held the lead, it was able to tie the score twice early before North Texas

took the lead for good almost midway through the first half. The Mean Green broke a 9-9 tie off a Keith Wooden layup at the 10:53 mark and held between a two and four point lead over the next 10 minutes before going on a 13-2 run to take a 32-17 advantage with 4:29 left in the opening half. ASU was able to trim its deficit to eight points, 32-24, by half-time, but NT scored the first five points of the second half to extend its lead back to double digits. The Indians pulled back within 41-32 with 14:39 remaining in the game, but couldn't get any closer the rest of the way. Arkansas State actually posted a higher shooting percentage than North Texas, .436 to .421, and committed four fewer turnovers, but was outrebounded 41-29 and outscored 20-9 at the charity stripe. Ryan Wedel led ASU with 17 points and was joined in double figures by Adrian Banks with 11 points and Yima Chia-Kur with 10, while Mike Lance added nine points off the bench. North Texas' Josh White scored 12 points and Ben Bell 10 to follow Dennis in scoring for NT. Quincy Williams finished with a game-high 13 rebounds for the Mean Green.

THE LAST TIME OUT: LITTLE ROCK (2/21/08) — Arkansas State dropped an 82-52 decision at UALR Thursday night, falling behind early and never recovering. The Trojans built a 38-23 halftime lead and held the Indians off the rest of the way. The Trojans used a strong inside game to propel them to victory, outrebounding ASU 39-29 and scoring 54 points in the paint. Three ASU players scored in double figures, including Adrian Banks with a team-high 14 points. Mike Smith scored 12 points to lead three UALR players reaching double figures.

79th SEASON IN PROGRESS: The Arkansas State men's basketball program is in its 79th season, owning a 1,025-968 all-time record.

ANOTHER DOUBLE-DOUBLE: Junior forward Shawn Morgan recorded his third career double-double last week against UL Lafayette with 12 points and a career-high 13 rebounds. Morgan also posted double-doubles this season against Utah Valley State on Jan. 30 (10 points, 11 rebounds) and Tennessee-Martin on Nov. 29 (12 points, 11 rebounds).

WEDEL NAMED ACADEMIC ALL-DISTRICT VI: Sophomore guard Ryan Wedel was named a First Team ESPN The Magazine Academic All-District VI selection on

2007-08 SUN BELT CONF. STANDINGS

(as of Feb. 16)

Team	West Division		Overall
	Conference	Overall	
UL Lafayette	8 6	.571	12 13 .480
Denver	7 7	.500	11 14 .440
UALR	7 7	.500	15 10 .600
New Orleans	7 7	.500	17 9 .654
North Texas	7 7	.500	16 9 .640
UL Monroe	4 10	.286	10 16 .385
Arkansas State	4 11	.267	9 17 .346

Team	East Division		Overall
	Conference	Overall	
Western Kentucky	13 1	.929	21 5 .808
South Alabama	13 2	.867	21 5 .808
Middle Tennessee	9 6	.600	12 13 .480
Florida Atlantic	6 8	.429	11 15 .423
Florida Int'l	5 9	.357	8 16 .333
Troy	3 12	.200	10 16 .385

2007 PRESEASON SUN BELT CONFERENCE COACHES POLL

West Division

- 1. Louisiana-Monore (9), 85 points
- 2. North Texas (1), 71 points
- 3. Arkansas State (2), 62 points
- 4. New Orleans (1), 61 points
- 5. UL Lafayette, 37 points
- 6. UALR, 35 points
- 7. Denver, 13 points

East Division

- 1. Western Kentucky (13), 78 points
- 2. South Alabama, 59 points
- 3. Middle Tennessee, 51 points
- 4. Florida Atlantic, 43 points
- 5. Florida International, 25 points
- 6. Troy, 17 points

2007 PRESEASON ALL-SUN BELT

First Team

- Adrian Banks (Arkansas State, Sr., G)**
- Carlos Monroe (Florida Atlantic, Jr., F)
- Bo McCalebb (New Orleans, Sr., G)
- Demetric Bennett (USA, Sr., G)
- Courtney Lee (WKU, Sr., G/F)

Second Team

- Alex Galindo (Florida Int'l, Jr., F)
- David Dees (UL Lafayette, Sr., G)
- Tony Hooper (Louisiana-Monroe, Jr., G)
- O'Darien Bassett (Troy, Sr., G)
- Tyrone Brazelton (WKU, Sr., G)

Third Team

- Elijah Millsap (UL Lafayette, So., G)
- Kevin Kanaskie (MT, Jr., G)
- Quincy Williams (North Texas, Sr., F)
- Keith Wooden (North Texas, Sr., F/C)
- Daon Merrit (South Alabama, Sr., G)

Preseason Player of the Year:

- Bo McCalebb (New Orleans, Sr., G)

INDIANS RECORD WHEN

at home	8-6
on the road	1-12
neutral	0-0
leading at half	7-1
trailing at half	1-16
tied at half	1-1
overtime	0-1
last minute games	4-7
one-point games	0-0
scores:	
59 and under	1-6
60-69	1-7
70-79	4-2
80-89	1-3
90-99	1-0
100+	1-0
the opponents scores:	
59 and under	4-1
60-69	3-2
70-79	1-6
80-89	1-9
90-99	0-0
100+	0-0
shoots:	
under 35%	0-1
35-39%	0-5
40-44%	2-3
45-49%	2-4
50%+	5-5
the opponent shoots:	
under 35%	3-0
35-39%	3-0
40-44%	0-3
45-49%	2-4
50%+	1-11
free throws:	
under 60%	0-1
60-69%	5-6
70-79%	2-6
80%+	2-5
opponent free throws:	
under 60%	3-4
60-69%	3-4
70-79%	1-5
80%+	2-5
outshoots opponent	8-4
outshot by opponent	1-14
same	0-0
takes:	
under 50 FGA	3-5
50-59 FGA	2-7
60-69 FGA	3-5
70+ FGA	1-1
more rebounds	4-6
less rebounds	5-12
even rebounds	0-0
has more o-boards	4-9
has less o-boards	5-8
same o-boards	0-1
has players foul out	0-3
opponent players foul out	3-1
has technical fouls	1-1
opponent technical fouls	3-1

STARTING LINEUPS AND RECORDS

LAST GAME

Chia-Kur, Gant, Koggu, Morgan, Wedel L, 52-82 at UALR

LAST 5 GAMES

Chia-Kur, Gant, Koggu, Morgan, Wedel 0-3
 Chia-Kur, Gant, Keaton, Morgan, Wedel 0-1
 Banks, Chia-Kur, Gant, Koggu, Morgan 0-1

SEASON

Chia-Kur, Gant, Koggu, Morgan, Wedel 5-9
 Banks, Chia-Kur, Farmer, Koggu, Wedel 2-1
 Banks, Chia-Kur, Gant, Koggu, Wedel 1-1
 Banks, Chia-Kur, Gant, Koggu, Morgan 1-2
 Banks, Chia-Kur, Farmer, Morgan, Wedel 0-1
 Banks, Chia-Kur, Gant, Morgan, Wedel 0-3

Feb. 7. Wedel was one of just five players named a first team selection from District VI, which includes all student-athletes from the states of Arkansas, Texas, Oklahoma, New Mexico, Mississippi and Louisiana. As a first-team selection, Wedel will now be placed on the Academic All-America ballot. ESPN The Magazine's Academic All-America Team will be announced Feb. 27 by CoSIDA (College Sports Information Directors of America).

A DIFFERENT LOOK: ASU has used six different starting lineups each of the last six games. The last time the Indians used the same starting lineup in back-to-back games was the 21st (Jan. 30) and 22nd (Feb. 4) games of the season.

CRASHING THE BOARDS: Shawn Morgan led the team in rebounding the last seven straight games. He has led the team on the boards 17 games for the entire season and has four double-figure rebounding games. Morgan is ranked tied for fourth in the Sun Belt in rebounds and No. 1 in offensive boards.

DANGEROUS FROM DOWNTOWN: Yima Chia-Kur has hit 12 of his last 21 shots (.571 percentage) from beyond the arc over the last eight games. Over those eight games, the junior forward made at least 50 percent of his 3-field goal attempts in seven of those eight games. In comparison, Chia-Kur made 11-of-36 attempts over the Indians' first 19 games for a .306 percentage. He has raised that percentage to .404 for the year, the second highest on the team.

TOPPING 1,000: This season, Adrian Banks became the 23rd player in school history to score 1,000 points in a career. Entering the UNO game on Feb. 14 with 992 points, the senior guard finished the game with nine points to give him 1,001 for his two-year career at ASU. He now has 1,015 points.

SEEING 20/20: Adrian Banks and Yima Chia-Kur both scored 20 points against Middle Tennessee on Feb. 4, marking the first time ASU had seen two players score at least 20 points in the same game since last season. The last time it happened, Isaac Wells and Adrian Banks scored 29 and 22 points, respectively, against New Orleans in last year's Sun Belt Conference Tournament.

KNOCK IT DOWN: ASU hit a season-high 25 free throws against Middle Tennessee on Feb. 4 and has increased its free throw percentage from .681 last season to .713 this year, the fifth highest percentage in the Sun Belt Conference.

BETTER BENCH: While Arkansas State's bench was outscored the last two games, it has still posted more points than the opponent's bench eight of the last 11 games and also outscored the opponent's bench in 14 of the last 20 games. In comparison, ASU's bench was outscored by the opponent's in six of its first seven games.

SHUT 'EM DOWN: ASU has held six teams below 40 percent shooting and is 6-0 in those games. The Indians have also held four opponents below .300 from beyond the arc and are 4-0 in those games.

STRONGER SECOND HALF: The Indians have outscored their opponent in the second half in eight of their last 12 games and while they hold an 1-16 record when trailing at the half, they have actually outscored nine of those 17 teams in the second half. ASU has outscored its opponent in the second half in 14 of its 27 games.

AMONG THE ELITE: Ifeanyi Koggu holds a 3.1 assist/turnover ratio, which would place him No. 2 in the nation if he met the 3.0 assists minimum. Koggu is averaging 2.9 assists per game, narrowly missing the minimum required to be

ASU INDIVIDUAL GAME LEADERS

SCORING	No. Games
Adrian Banks	12
Ryan Wedel	10
Yima Chia-Kur	3
Kewain Gant	1
P.J. Keaton	1

FIELD GOAL PCT. (7+ Att.)	No. Games
Kewain Gant	6
Yima Chia-Kur	5
Shawn Morgan	5
Ryan Wedel	4
Mike Lance	3
Adrian Banks	3

FREE THROWS MADE	No. Games
Adrian Banks	9
Ryan Wedel	6
Shawn Morgan	6
Ifeanyi Koggu	4
Yima Chia-Kur	4
Ashton Farmer	2
Larry Handy	1
P.J. Keaton	1
Logan Nutt	1

REBOUNDS	No. Games
Shawn Morgan	17
Adrian Banks	4
Kewain Gant	4
Yima Chia-Kur	2
Ashton Famer	2
Mike Lance	1
Logan Nutt	1
Jeremy Thomas	1

ASSISTS	No. Games
Ifeanyi Koggu	12
Shawn Morgan	10
Ryan Wedel	4
Kewain Gant	4
Logan Nutt	3
Yima Chia-Kur	1
Jeremy Thomas	1

STEALS	No. Games
Shawn Morgan	15
Ryan Wedel	6
Adrian Banks	5
Ifeanyi Koggu	3
Kewain Gant	3
Mike Lance	3
Yima Chia-Kur	2
Jeremy Thomas	2
Ashton Farmer	2
P.J. Keaton	1

BLOCKS	No. Games
Kewain Gant	13
Shawn Morgan	6
Jeremy Thomas	4
Larry Handy	1
Mike Lance	1
Ifeanyi Koggu	1
Ryan Wedel	1

MILESTONE PERFORMANCES

30+ POINT GAMES	No. Games
Adrian Banks	1
Ryan Wedel	1

20+ POINT GAMES	No. Games
Adrian Banks	8
Ryan Wedel	6
Yima Chia-Kur	1

SCORING DOUBLE DIGITS	No. Games
Ryan Wedel	22
Yima Chia-Kur	18
Adrian Banks	16
Shawn Morgan	14
Kewain Gant	6
Mike Lance	3
Ifeanyi Koggu	2
Jeremy Thomas	2
P.J. Keaton	1

DOUBLE-DIGIT REBOUNDS	No. Games
Shawn Morgan	4
Kewain Gant	1

DOUBLE-DOUBLES	No. Games
Shawn Morgan	3
Kewain Gant	1

FIVE OR MORE ASSISTS	No. Games
Ifeanyi Koggu	5
Shawn Morgan	3
Adrian Banks	1
Logan Nutt	1
Jeremy Thomas	1
Ryan Wedel	1

THREE OR MORE STEALS	No. Games
Shawn Morgan	8
Adrian Banks	2
Ashton Farmer	1
Kewain Gant	1
Ifeanyi Koggu	1
Mike Lance	1
Ryan Wedel	1

ranked. The junior guard has 78 assists and just 25 turnovers. Just as impressive, Koggu has committed just 11 turnovers in the Indians' last 15 games.

WEDEL JOINS TOP FIVE: Just a sophomore, Ryan Wedel is already ranked among the top five players in ASU history for three-point field goals made. Wedel has connected on 82 threes this season, giving him 167 for his career and pushing him into fourth place on the list.

HEATING UP: After starting the season with two subpar shooting performances, ASU has heated up to shoot at least 44 percent in 18 of its last 24 games and at least 50 percent in seven of its last 18. ASU is ranked No. 3 in the Sun Belt and

No. 62 in the nation in field goal percentage (.458). The Indians are also ranked No. 1 in the SBC and No. 20 in the nation in three-point field goal percentage (.394).

GETTING STRONGER: Senior center Kewain Gant has come on strong in conference play, posting his top six scoring games of his career and his only double-double. Not only that, Gant is averaging 8.6 points, 5.4 rebounds, 1.6 assists and 1.4 blocks per game, which are all higher than his averages for the entire season.

BIG BLOCK: Gant has been a strong defensive presence inside the paint recently, recording 23 blocks over the last 15 games to move him into eighth place in the Sun Belt Conference for blocks. His 23 blocks over the last 15 games more than triples his block total of seven for the first 12 games.

MORE FIRE-POWER: A season-high five Arkansas State players scored in double figures against Troy on Jan. 19 and at least four have scored in double figures eight of the Indians last 17 games. In comparison, the Indians had four players reach double digits in the same game just once over their first 10 games. ASU is 4-5 this year in contests when at least four players reach double figures in the scoring column. ASU has seen least three players score in double figures 20 times this season

AMONG THE LEADERS: Arkansas State is ranked in the top half of the Sun Belt Conference in 10 statistical categories, including the top three in field goal percentage and three-point field goal percentage.

GOOD DEFENSE: ASU has held six opponents to no more than 60 points this season and limited MacMurray College to just 43, the lowest scoring total by an ASU opponent since Richmond scored just 37 during the 2005-06 season. ASU is now 11-1 over the last two seasons when its opponent scores 60 points or less.

LIGHTING UP THE SCOREBOARD: Senior guard Adrian Banks scored a season-high 32 points against Memphis, just one point shy of his career-high 33 set last season against Troy, and has now scored at least 20 points in eight of his 17 games played. He is averaging 17.8 points per game.

BANKS ON IT: Adrian Banks has scored

ASU IN SUN BELT RANKING

(as of Feb. 16)

Stat	ASU	Rank	Leader
3FG Pct.	.398	1	ASU
FG Pct.	.461	3	WKU
Assists	13.3 apg	4	USA
A/TO Ratio	0.96	4	USA
FT Pct.	.714	5	Denver
Reb. Defense	32.1 rpg	5	Denver
TO Margin	+1.4	5	WKU
3FG Made	6.9 pg	5	Troy
Scoring Margin-0.8		6	WKU
Scoring	71.2 ppg	6	Troy
Steals	6.8 spg	7	Troy
Reb. Margin	-0.5	7	USA
Off. Rebounds	11.2 pg	8	NT
Blocks	2.4 bpg	T9	WKU/Troy
Scoring Def.	72.0 ppg	10	Denver
Def. Rebounds	20.5 pg	12	NT
Rebounding	31.6 rpg	12	NT
FG Pct. Def.	.470	13	UALR
3FG Pct. Def.	.402	13	UALR

ASU INDIVIDUALS - SBC RANKING

(as of Feb. 16)

Stat	ASU	Rank	Avg./Pct.
3FG Made	Wedel	1	3.1 pg
Off. Reb.	Morgan	1	3.3 pg
Steals	Morgan	3	1.9 spg
Rebounds	Morgan	T4	6.8 rpg
FG Pct.	Gant	6	.549
FT Pct.	Wedel	8	.797
Scoring	Wedel	8	15.2 ppg
Blocks	Gant	8	1.1 bpg
FG Pct.	Morgan	9	.529
Minutes	Wedel	10	31.9 mpg
Assists	Koggu	11	2.9 apg
Def. Reb.	Morgan	T12	3.5 pg
3FG Pct.	Wedel	T14	.404
Assists	Morgan	T14	2.7 pg
Rebounds	Gant	19	4.5 rpg
Scoring	Chia-Kur	20	11.1 ppg
Scoring	Morgan	29	9.2 ppg

ASU INDIVIDUALS - NCAA RANKING

(as of Feb. 14)

Stat	ASU	Rank	Avg./Pct.
A/TO Ratio	Koggu	2	3.26
3FG Made	Wedel	29	3.1 pg
3FG Pct.	Wedel	51	.411
Steals	Morgan	72	1.9

in double figures 49 of his 51 career games at ASU, including his 32-point performance against Memphis earlier this season. He's scored at least 20 points in a game 26 times and 30 or more four times.

STEALING THE SHOW: Shawn Morgan, who led ASU in steals last season with 43, led the team in steals 15 of his first 26 games played. In fact, Morgan has posted at least three steals in eight games, including a career-high five against Tulsa. The junior forward already has 49 steals through his first 26 games and ranks third in the Sun Belt in the stat.

ALMOST FLAWLESS: Arkansas State is 30-

2 all-time under head coach Dickey Nutt when scoring 90 or more points. It's only two setbacks when reaching 90-plus points came against Texas A&M-Corpus Christi in 2002 and Jacksonville in 1996.

HOME SWEET HOME: ASU plays 15 regular-season home game this year, the most since playing 15 at the Convocation Center in 2002-03 as well. Including two home exhibition games, the Indians will play 17 games at the Convocation Center, where they posted an 11-2 record last season.

HOME-COURT ADVANTAGE: With an all-time record of 204-78 (.723 winning percentage), the Convocation has become a great home-court advantage for the Indians. ASU has won at least eight games at the Convocation Center each of the last eight seasons, including this year. That stretch includes a 12-win home season in 2004-05 that ranks tied for the third most in the arena's history.

HITTING THE CENTURY MARK: ASU's 101 points against Central Baptist were its most since scoring 113 against Lambuth during the 2004-05 season. The Indians' point total also ties the 29th most in school history.

WINNING BIG: ASU's 52-point margin of victory over Central Baptist was its largest since defeating Lyon College by 65 points during the 2002-03 season.

200th VICTORY: Arkansas State defeated FAU Dec. 20 to reach 200 all-time victories at the Convocation Center, which is celebrating its 20th anniversary this year. Built in 1987, the Convocation Center has seen the Indians build a 204-78 (.723 winning percentage) record at the arena over the last 20 years.

INDIANS SIGN BOONE: Donald Boone, a 2005 graduate of Memphis' Hamilton High School, signed with ASU after helping lead Southwest Tennessee Community College to a 23-5 record, No. 16 ranking in the final NJCAA National Poll, the Region VIII championship, and an eighth-place finish at the national tournament last year as a sophomore. Boone, who will join the ASU basketball team in January for practices, will have two years of eligibility remaining at Arkansas State starting next season. The 6-5, 205 pound guard averaged 18 points and seven rebounds per game, helping him earn First Team All-America recognition. He

was also named First Team All-NJCAA Tournament, the Region VIII MVP and the regional tournament's MVP. Boone shot 40 percent from beyond the arc and 70 percent at the free throw line while leading the team in scoring and rebounds. His freshman campaign at Southwest Tennessee CC saw him average 10 points and six rebounds while helping lead the team to a 20-5 record and final ranking of No. 16.

INDIANS SIGN FINN: ASU signed Trey Finn a 6-2, 205 pound shooting guard entering his senior season at Little Rock's Parkview High School, to a National Letter of Intent during the early signing period. Finn earned first team all-state recognition by the Arkansas Democrat-Gazette last season. In fact, Finn was the only junior selected to the newspaper's 2007 all-state team as he averaged 20 points, seven rebounds, five assists and four steals to help lead the Patriots to a 28-3 record and to the Class 6A state semifinals. Finn averaged 15 points and seven rebounds per game as a sophomore.

NATIONAL RECOGNITION: Banks has been recognized on the national scene early this year, already being named to both CollegelInsider.com's and CollegeHoops.net's Preseason Mid-Major All-America Teams. CollegeHoops.net tabbed Banks as a honorable mention selection, while CollegelInsider.com had just one team made up of 25 players. Banks was named CollegelInsider.com's 2006-07 Sun Belt Conference MVP.

HOT SPRINGS NAMED FUTURE SITE FOR SBC MEN'S & WOMEN'S BASKETBALL TOURNAMENTS: The Sun Belt Conference announced at its annual media days that Hot Springs, Ark., renowned for its appeal as a great tourist destination across the state and the country, was selected by the Sun Belt Conference Executive Committee as the host for league's annual men's and women's basketball tournaments from 2009-2011.

CO-INTERIM HEAD COACH SHAWN FORREST



Shawn Forrest is in his sixth season and has been appointed co-interim head coach by ASU Director of Athletics Dr. Dean Lee. In addition to his coaching duties, Forrest is also involved in recruiting and is in charge of the Indians' academics. Since joining ASU's coaching staff, Forrest has helped the Indians to top 100 recruiting classes. The recruiting classes have produced two two-time All-Sun Belt Conference players, a Sun Belt Conference Newcomer of the Year, a leading scorer in the league, second leading scorer and third-leading scorer in the conference.

In 2003 Forrest recruited J.J. Montgomery from Angelina College, who was the NJCAA leading scorer at 34 points per game. Montgomery was also the runner-up for the 2002-03 National Junior College Player of the Year.

Forrest recruited Kewain Gant in 2004 from Moberly Community College, where his team finished as the runner-up in the 2003-04 NJCAA Tournament in Hutchinson, Kansas.

Most recently Forrest recruited Ryan Wedel, who was the 2005-06 Kansas Mr. Basketball and a strong candidate for the 2005-06 Sun Belt Conference Freshman of the Year. Wedel also received national attention from ESPN in February of 2006 when he was No. 1 on ESPN's Top Ten Plays for his high school performance where he scored 25 points in two two minutes and two seconds.

A former star at Arkansas-Pine Bluff, Forrest joined the Indians staff in August of 2002 after serving as the recruiting coordinator at Florida A&M. While at Florida A&M Forrest helped the Rattlers to a fourth-place finish in the MEAC, the highest they had finished in 10 years. Forrest also recruited Terrance Woods, who was a two-time First Team All-MEAC performer. Woods holds the third and fourth best single-season three-point field goals made in NCAA history. In 2004, Woods won the NABC All-Star Three-Point Contest at the Final Four in San Antonio.

Prior to his stint in Tallahassee, Forrest was an assistant at Troy State from 1998-2001. During that time he worked with recruiting, academics, scheduled travel and worked with the guards. While at Troy State, Forrest helped land four straight top-100 recruiting classes. The recruiting classes produced five all-conference players and two players of the year in the Atlantic Sun Conference. Forrest helped Troy State to two regular-season Atlantic Sun Conference titles, one ASC Tournament championship, one NCAA Tournament appearance and one postseason NIT appearance.

CO-INTERIM HEAD COACH AL GRUSHKIN



Al Grushkin, a 30-year coaching veteran in his second year with Arkansas State, has been appointed co-interim head coach by ASU Director of Athletics Dr. Dean Lee. Grushkin, who has 28 years of coaching experience at the collegiate level, spent the previous six years to his arrival at ASU as the head coach at Incarnate Word, but has also coached at UT-San Antonio, Idaho State, Western Illinois, Arkansas, Tulsa and Georgia State as either an assistant or associate head coach.

Grushkin inherited an Incarnate Word program that was making the move from NAIA to NCAA Division II status and compiled a 94-70 record during his six-year tenure with the Cardinals. His 2001 team finished 25-4, won the Heartland Conference and advanced to the NCAA Regional Semifinals. His 2002 squad compiled a 20-8 record and ranked as high as 20th nationally. Grushkin's teams finished in the nation's top 25 in scoring defense every year. During his time at Incarnate Word, Grushkin also served as the NABC Congressman for the Heartland Conference and was a member of the NCAA South Central Regional Advisory Board.

Prior to his arrival at Incarnate Word, Grushkin was an assistant coach and the recruiting coordinator at UT-San Antonio from 1997-2000. During his initial year at UTSA, the Roadrunners jumped from the bottom of the Southland Conference standings to a second-place finish and the 1998 team won the Southland Conference and advanced to the NCAA Tournament.

Grushkin served as the associate head basketball coach and recruiting coordinator at Idaho State University from 1992-97, helping lead the Bengals to the 1993 Big Sky title, their first in 17 years. Grushkin's major responsibilities centered around recruiting and team defense, but he also worked with scheduling, office administration and post player development.

From 1987-92, Grushkin was a member of the Western Illinois coaching staff as an assistant and the recruiting coordinator. Grushkin's major responsibilities included team defense, but he also wrote "Multiple Zone Offense" that was published by *NABC Magazine* in 1992.

While an assistant coach at Arkansas from 1985-87, Grushkin was primarily responsible for scouting, academics, scheduling and conditioning, but also assisted in the Razorback's defensive game plan in victories over nationally-ranked Kansas and Ohio State. During his tenure at Tulsa as an assistant coach, the Golden Hurricane posted a 50-12 record and were a national top-10 team, won two Missouri Valley Conference championships and made two NCAA Tournament appearances.

Grushkin made his first collegiate stop at Georgia State, where he was an assistant coach from 1981-83. He was also the head basketball coach at Bishop Byrne High School in Georgia from 1979-81, posting a two-year mark of 40-25 while leading the school to back-to-back playoff appearances.

Grushkin earned his bachelor's degree from Oglethorpe University in Atlanta, Georgia, in 1975 and his masters degree from Georgia State in 1982.



ASHTON FARMER

No. 1, 6-7, 230, So., 1L, Forward
Charleston, Mo. (Charleston HS)

SEASON HIGHS


Points 7 at Murray State (11/26)
FG Made 3 vs. Central Baptist (12/8)
FG Att. 4, three times
Rebounds 9 vs. Troy (1/19)
Assists 2 at Tulsa (11/6)
Steals 3 vs. Florida International (1/24)
Blocks 1, twice
FT's Made 4 vs. Eastern Illinois (11/24)
Minutes 27 at Memphis (11/20)

CAREER HIGHS

Points 8, twice
FG Made 3, three times
FG Att. 7 at Eastern Illinois (12/2/06)
Rebounds 9 vs. Troy (1/19/08)
Assists 2, three times
Steals .. 3 vs. Florida International (1/24/08)
Blocks 1, five times
FT's Made ... 4 vs. Eastern Illinois (11/24/07)
Minutes 27 at Memphis (11/20/07)

FARMER'S 2007-08 GAME-BY-GAME STATS

Opp.	Pts	Reb	Ast	Stl	Blk	Min
UVS	0	0	0	0	0	5
Tulsa	4	1	2	1	0	14
Mem	5	5	0	0	0	27
EIU	4	1	0	0	0	14
MSU	7	2	0	0	0	19
UTM	0	3	1	0	1	17
NW	0	3	0	0	0	8
CB	6	5	0	1	0	9
BSU	2	6	0	0	0	21
FAU	0	1	0	0	0	6
UNO	4	1	0	0	0	5
Mac	3	3	1	1	0	18
ULL	2	5	1	0	0	11
UALR	0	0	0	0	0	2
NT	0	0	0	0	0	6
ULM	2	3	1	0	0	12
Den	0	1	0	0	0	9
Troy	4	9	0	1	0	22
FIU	2	4	1	3	0	23
WKU	2	2	0	0	0	13
UVS	0	1	0	0	0	14
MT	3	2	0	0	1	7
USA	0	3	0	0	0	12
FAU	0	0	0	0	0	4
UNO	0	0	0	0	0	1
ULL	1	2	0	1	0	11
UALR	0	2	0	0	0	13
NT						
ULM						



ADRIAN BANKS

No. 2, 6-3, 190, Sr., 1L, Guard
Memphis, Tenn. (NW Miss. CC)

SEASON HIGHS


Points 32 at Memphis (11/20)
FG Made 12 at Memphis (11/20)
FG Att. 24 vs. Utah Valley State (11/14)
3FG Made 6 at ULM (1/12)
Rebounds 8 at ULM (1/12)
Assists 6 vs. North Texas (1/10)
Steals 4, twice
Blocks 1 vs. North Texas (1/10)
FT's Made ... 11 vs. Middle Tennessee (2/4)
Minutes 36, three times

CAREER HIGHS

Points 33 vs. Troy (1/13/07)
FG Made 12, twice
FG Att. 24 vs. Utah Valley St. (11/14/07)
3FG Made 9 at Troy (1/13/07)
Rebounds 9, twice
Assists 6, twice
Steals 4, twice
Blocks 1, three times
FT's Made 11, twice
Minutes 44 vs. Monmouth (11/12/06)

BANKS' 2007-08 GAME-BY-GAME STATS

Opp.	Pts	Reb	Ast	Stl	Blk	Min
UVS	25	3	0	2	0	36
Tulsa	11	7	1	2	0	31
Mem	32	6	2	0	0	36
EIU	22	4	1	2	0	28
MSU	18	2	2	1	0	30
UTM	22	3	3	2	0	32
NW			DNP			
CB			DNP			
BSU			DNP			
FAU			DNP			
UNO			DNP			
Mac			DNP			
ULL	20	3	1	2	0	27
UALR	16	3	1	4	0	26
NT	11	7	6	1	1	35
ULM	29	8	2	2	0	35
Den	14	5	1	4	0	35
Troy	18	2	2	1	0	32
FIU	0	1	0	0	0	7
WKU			DNP			
UVS			DNP			
MT	27	2	1	1	0	36
USA	22	5	0	1	0	33
FAU	10	1	3	0	0	27
UNO	9	1	0	0	0	12
ULL			DNP			
UALR	14	2	1	0	0	30
NT						
ULM						



JEREMY THOMAS

No. 5, 6-6, 200, Fr., HS, Forward
Jonesboro, Ark. (Jonesboro HS)

SEASON HIGHS

Points 13 vs. Central Baptist (12/8)
FG Made 5 vs. Central Baptist (12/8)
FG Att. 6, twice
Rebounds 6 vs. Central Baptist (12/8)
Assists 5 vs. Central Baptist (12/8)
Steals 2 vs. Central Baptist (12/8)
Blocks 1, four times
FT's Made 3, twice
Minutes 27 vs. MacMurray (12/30)

CAREER HIGHS

Points 13 vs. Central Baptist (12/8/07)
FG Made ... 5 vs. Central Baptist (12/8/07)
FG Att. 6, twice
Rebounds ... 6 vs. Central Baptist (12/8/07)
Assists 5 vs. Central Baptist (12/8/07)
Steals 2 vs. Central Baptist (12/8/07)
Blocks 1, four times
FT's Made ... 3 vs. Central Baptist (12/8/07)
Minutes 27 vs. MacMurray (12/30/07)

THOMAS' 2007-08 GAME-BY-GAME STATS

Opp.	Pts	Reb	Ast	Stl	Blk	Min
UVS	0	3	1	1	0	17
Tulsa	7	3	0	0	0	16
Mem	3	1	0	1	1	14
EIU	2	3	0	0	1	13
MSU	1	2	0	0	0	6
UTM			DNP			
NW	0	0	0	1	0	5
CB	13	6	5	2	1	22
BSU	0	2	1	1	0	9
FAU	0	0	0	1	0	7
UNO	0	0	0	0	0	2
Mac	11	5	1	0	1	27
ULL			DNP			
UALR	2	1	2	0	0	10
NT	0	0	0	0	0	14
ULM			DNP			
Den			DNP			
Troy			DNP			
FIU			DNP			
WKU			DNP			
UVS			DNP			
MT			DNP			
USA			DNP			
FAU			DNP			
UNO			DNP			
ULL			DNP			
UALR			DNP			
NT						
ULM						



RYAN WEDEL

No. 10, 5-11, 175, So., 1L, Guard
 Minneapolis, KS (Minneapolis HS)

SEASON HIGHS


Points 30 vs. Florida Atlantic (12/20)
 FG Made 9 vs. Florida Atlantic (12/20)
 FG Att. 16 at Tulsa (11/16)
 3FG Made 6, three times
 Rebounds 5, twice
 Assists 6 at Western Kentucky (1/27)
 Steals 4 vs. UT Martin (11/29)
 Blocks 1, four times
 FT's Made 6, three times
 Minutes 40 vs. Middle Tennessee (2/4)

CAREER HIGHS

Points 30 vs. Florida Atlantic (12/20/07)
 FG Made 9 vs. Florida Atlantic (12/20/07)
 FG Att. 16 at Tulsa (11/16/07)
 3FG Made 6, four times
 Rebounds 8 vs. Monmouth (11/12/06)
 Assists 7 at Tennessee-Martin (11/20/06)
 Steals 4 vs. UT Martin (11/29/07)
 Blocks 1, five times
 FT's Made 6, four times
 Minutes 41 vs. Monmouth (11/12/06)

WEDEL'S 2007-08 GAME-BY-GAME STATS

Opp.	Pts	Reb	Ast	Stl	Blk	Min
UVS	17	5	0	0	0	35
Tulsa	16	2	4	0	0	35
Mem	8	3	3	0	0	29
EIU	18	1	2	1	0	34
MSU	11	3	2	1	0	32
UTM	7	4	3	4	1	32
NW	23	3	1	1	0	30
CB	13	2	1	1	0	21
BSU	13	1	0	2	0	32
FAU	30	2	1	1	0	33
UNO	8	4	2	0	0	32
Mac	20	2	0	2	1	22
ULL	15	3	1	1	0	36
UALR	20	2	2	1	1	33
NT	17	4	0	0	0	35
ULM	11	1	3	0	0	27
Den	11	2	2	2	1	32
Troy	18	3	2	2	0	34
FIU	18	3	0	2	0	33
WKU	23	5	6	0	0	38
UVS	5	3	0	1	0	32
MT	15	3	3	1	0	40
USA	7	4	2	2	0	33
FAU	23	1	2	2	0	31
UNO	17	1	2	0	0	30
ULL	11	3	1	1	0	30
UALR	10	1	0	0	0	29
NT						
ULM						



SHAWN MORGAN

No. 11, 6-6, 215, Jr., 1L, Forward
 Memphis, Tenn. (NW Mississippi CC)

SEASON HIGHS

Points 19 at ULM (1/12)
 FG Made 7 at ULM (1/12)
 FG Att. 11 vs. Middle Tennessee (2/4)
 Rebounds 13 vs. UL Lafayette (2/16)
 Assists 7 vs. Utah Valley State (11/14)
 Steals 5 at Tulsa (11/16)
 Blocks 2, twice
 FT's Made 6 vs. UL Lafayette (2/16)
 Minutes 37 vs. Ball State (12/16)

CAREER HIGHS

Points 19 at ULM (1/12/07)
 FG Made 7 at ULM (1/12/07)
 FG Att. 11 vs. Middle Tennessee (2/4/08)
 Rebounds 13 vs. UL Lafayette (2/16)
 Assists 7, twice
 Steals 5 at Tulsa (11/16/07)
 Blocks 3 vs. UALR (1/11/07)
 FT's Made 6, twice
 Minutes 37 vs. Ball State (12/16/07)

MORGAN'S 2007-08 GAME-BY-GAME STATS

Opp.	Pts	Reb	Ast	Stl	Blk	Min
UVS	4	6	7	3	1	31
Tulsa	10	5	2	5	0	31
Mem	0	2	3	1	1	22
EIU	9	2	1	3	0	17
MSU	4	5	0	0	0	19
UTM	12	11	5	1	2	30
NW	10	6	3	2	0	29
CB	11	6	1	1	1	25
BSU	8	9	2	4	1	37
FAU	14	8	2	3	0	36
UNO	13	7	3	1	0	33
Mac	6	9	1	3	0	19
ULL	5	4	2	1	1	30
UALR	9	8	6	0	4	34
NT	6	3	0	1	0	13
ULM	19	7	3	0	1	31
Den	9	11	4	0	2	29
Troy			DNP			
FIU	10	1	4	2	0	24
WKU	6	5	4	2	0	34
UVS	10	11	2	0	0	32
MT	11	7	2	2	0	34
USA	11	7	2	1	0	29
FAU	13	8	4	4	1	25
UNO	9	8	1	2	0	36
ULL	12	13	2	1	0	31
UALR	10	9	2	2	0	34
NT						
ULM						



LOGAN NUTT

No. 13, 5-11, 175, Fr., HS, Guard
 Jonesboro, Ark. (Jonesboro HS)

SEASON HIGHS

Points 9 vs. Ball State (12/16)
 FG Made 3, twice
 FG Att. 7 vs. MacMurray (12/30)
 3FG Made 2 vs. MacMurray (12/30)
 Rebounds 6 vs. Central Baptist (12/8)
 Assists 5 vs. Central Baptist (12/8)
 Steals 1, twice
 Blocks none
 FT's Made 4 vs. Central Baptist (12/8)
 Minutes 21 vs. MacMurray (12/30)

CAREER HIGHS

Points 9 vs. Ball State (12/16/07)
 FG Made 3, twice
 FG Att. 7 vs. MacMurray (12/30/07)
 3FG Made 2 vs. MacMurray (12/30/07)
 Rebounds 6 vs. Central Baptist (12/8/07)
 Assists 5 vs. Central Baptist (12/8/07)
 Steals 1, twice
 Blocks none
 FT's Made 4 vs. Central Baptist (12/8/07)
 Minutes 21 vs. MacMurray (12/30/07)

NUTT'S 2007-08 GAME-BY-GAME STATS

Opp.	Pts	Reb	Ast	Stl	Blk	Min
UVS			DNP			
Tulsa			DNP			
Mem	0	0	0	0	0	2
EIU	0	0	2	0	0	16
MSU	0	0	2	0	0	6
UTM	0	0	0	0	0	2
NW	7	1	2	1	0	11
CB	8	6	5	1	0	18
BSU	9	1	0	0	0	14
FAU	2	0	1	0	0	9
UNO	0	0	2	0	0	12
Mac	6	2	3	0	0	21
ULL	0	0	0	0	0	10
UALR	2	0	0	0	0	5
NT	0	0	1	0	0	8
ULM	0	0	0	0	0	4
Den			DNP			
Troy	0	2	1	0	0	11
FIU	0	0	0	0	0	4
WKU			DNP			
UVS	2	0	0	0	0	6
MT	0	0	0	0	0	2
USA	0	0	1	0	0	3
FAU	0	0	1	0	0	3
UNO	0	0	3	0	0	18
ULL	0	0	3	0	0	9
UALR	3	0	0	0	0	3
NT						
ULM						



KEWAIN GANT

No. 15, 6-7, 230, Sr., 1L, Forward
Charleston, Mo. (Moberly Area JC)

SEASON HIGHS

Points 16, three times
FG Made 8, twice
FG Att. 11 vs. UL Lafayette (2/16)
Rebounds 11 at New Orleans (12/22)
Assists 4, twice
Steals 3 at Tulsa (11/16)
Blocks 4 vs. North Texas (1/10)
FT's Made 2, twice
Minutes 38 vs. Middle Tennessee (2/4)

CAREER HIGHS

Points 16, three times
FG Made 8, twice
FG Att. 11 vs. UL Lafayette (2/16/08)
Rebounds... 11 at New Orleans (12/22/07)
Assists 4, twice
Steals 3 at Tulsa (11/16/07)
Blocks 4, three times
FT's Made 4 vs. Monmouth (11/12/06)
Minutes .. 38 vs. Middle Tennessee (2/4/08)

GANT'S 2007-08 GAME-BY-GAME STATS

Opp.	Pts	Reb	Ast	Stl	Blk	Min
UVS	4	3	0	1	1	15
Tulsa	0	1	0	3	0	13
Mem	6	1	2	0	1	10
EIU	0	1	2	0	0	8
MSU	1	2	1	0	1	8
UTM	2	5	1	0	3	12
NW	0	4	2	0	0	21
CB	6	6	1	0	0	12
BSU	5	4	0	0	0	20
FAU	0	7	4	0	1	31
UNO	14	11	3	0	0	31
Mac	4	6	0	0	0	20
ULL	4	2	0	0	3	26
UALR	16	4	1	0	3	25
NT	2	1	1	0	4	20
ULM	6	6	4	1	2	30
Den	8	4	1	0	2	33
Troy	12	9	0	0	1	30
FIU	6	9	2	0	1	21
WKU	16	3	2	0	0	31
UVS	6	4	2	0	2	24
MT	8	4	3	1	3	38
USA	2	2	1	0	0	21
FAU	12	6	0	0	0	28
UNO	8	5	1	0	0	27
ULL	16	8	1	1	2	32
UALR	8	6	2	0	0	25
NT						
ULM						



LARRY HANDY

No. 20, 6-8, 262, Jr., TR, F/C
Houston, Texas (Kilgore College)

SEASON HIGHS

Points 8 at Florida Atlantic (2/8)
FG Made 4 at Florida Atlantic (2/8)
FG Att. 5 at Florida Atlantic (2/8)
Rebounds..... 4 at Florida Atlantic (2/8)
Assists..... 1 vs. New Orleans (2/14)
Steals..... none
Blocks 1 vs. Central Baptist (12/8)
FT's Made .. 2 at Utah Valley State (1/30/08)
Minutes 14 at Florida Atlantic (2/8)

CAREER HIGHS

Points 8 at Florida Atlantic (2/8/08)
FG Made 4 at Florida Atlantic (2/8/08)
FG Att. 5 at Florida Atlantic (2/8/08)
Rebounds... 4 at Florida Atlantic (2/8/08)
Assists 1 vs. New Orleans (2/15/08)
Steals..... none
Blocks 1 vs. Central Baptist (12/8/07)
FT's Made ... 2 at Utah Valley St. (1/30/08)
Minutes 14 at Florida Atlantic (2/8/08)

HANDY'S 2007-08 GAME-BY-GAME STATS

Opp.	Pts	Reb	Ast	Stl	Blk	Min
UVS			DNP			
Tulsa	4	1	0	0	0	6
Mem	0	0	0	0	0	1
EIU			DNP			
MSU			DNP			
UTM			DNP			
NW	0	1	0	0	0	6
CB	3	3	0	0	1	9
BSU			DNP			
FAU			DNP			
UNO	2	0	0	0	0	6
Mac			DNP			
ULL			DNP			
UALR	0	0	0	0	0	2
NT			DNP			
ULM			DNP			
Den			DNP			
Troy	0	0	0	0	0	2
FIU			DNP			
WKU			DNP			
UVS	2	1	0	0	0	2
MT			DNP			
USA			DNP			
FAU	8	4	0	0	0	14
UNO	6	2	1	0	0	13
ULL			DNP			
UALR	0	0	0	0	0	3
NT						
ULM						



IFEANYI KOGGU

No. 22, 6-1, 185, Jr., TR, Guard
Tyler, Texas (Tyler JC)

SEASON HIGHS


Points 14 at New Orleans (12/22)
FG Made 5 at New Orleans (12/22)
FG Att. 7 at Murray State (11/26)
3FG Made 1, four times
Rebounds 8 vs. MacMurray (12/30)
Assists 7 vs. MacMurray (12/30)
Steals 4 vs. MacMurray (12/30)
Blocks 1, twice
FT's Made 6 at ULM (1/12)
Minutes 34 vs. Florida Int'l (1/24)

CAREER HIGHS

Points 14 at New Orleans (12/22/07)
FG Made 5 at New Orleans (12/22/07)
FG Att. 7 at Murray State (11/26/07)
3FG Made 1, four times
Rebounds 8 vs. MacMurray (12/30/07)
Assists 7 vs. MacMurray (12/30/07)
Steals 4 vs. MacMurray (12/30/07)
Blocks 1, twice
FT's Made 6 at ULM (1/12/07)
Minutes 34 vs. Florida Int'l (1/24/08)

KOGGU'S 2007-08 GAME-BY-GAME STATS

Opp.	Pts	Reb	Ast	Stl	Blk	Min
UVS	2	1	6	0	0	18
Tulsa	2	2	2	1	0	26
Mem	3	1	1	0	0	16
EIU	2	1	3	1	0	24
MSU	8	4	3	0	0	32
UTM	6	2	1	1	0	23
NW	1	2	4	0	0	23
CB	9	3	5	1	1	22
BSU	2	7	6	0	0	26
FAU	5	0	2	0	0	31
UNO	14	3	2	0	0	28
Mac	8	8	7	4	0	22
ULL	2	1	3	0	0	18
UALR	0	2	1	1	0	21
NT	2	1	1	0	0	18
ULM	10	2	3	0	0	24
Den	0	1	1	0	0	9
Troy	0	1	6	0	0	18
FIU	6	3	3	0	0	34
WKU	4	1	2	2	0	23
UVS	3	0	4	1	0	29
MT	2	2	4	1	0	18
USA	2	0	2	1	0	22
FAU	0	1	3	1	0	31
UNO	2	0	0	1	0	6
ULL	4	1	1	0	1	15
UALR	0	2	2	0	0	18
NT						
ULM						



YIMA CHIA-KUR

No. 24, 6-6, 225, Jr., TR, Forward
 South Mansfield, Ohio (Garden City CC)

SEASON HIGHS

Points 20 vs. Middle Tennessee (2/4)
 FG Made 7, twice
 FG Att. 16 vs. Utah Valley State (11/14)
 3FG Made 3 vs. UL Lafayette (2/16)
 Rebounds. 8 at Utah Valley State (1/30)
 Assists 2, five times
 Steals 2, twice
 Blocks 1, three times
 FT's Made 7 vs. MacMurray (12/30)
 Minutes 40 vs. Middle Tennessee (2/4)

CAREER HIGHS

Points 20 vs. Middle Tennessee (2/4/08)
 FG Made 7, twice
 FG Att. 16 vs. Utah Valley St. (11/14/07)
 3FG Made 3 vs. UL Lafayette (2/16/08)
 Rebounds 8 at Utah Valley St. (1/30/08)
 Assists 2, five times
 Steals 2, twice
 Blocks 1, three times
 FT's Made 7 vs. MacMurray (12/30)
 Minutes 40 vs. Middle Tennessee (2/4)

CHIA-KUR'S 2007-08 GAME-BY-GAME STATS

Opp.	Pts	Reb	Ast	Stl	Blk	Min
UVS	11	4	1	1	0	32
Tulsa	2	1	1	0	0	14
Mem	2	3	0	0	0	20
EIU	9	3	0	0	0	27
MSU	10	5	0	1	0	28
UTM	11	3	2	0	1	24
NW	16	4	0	1	0	29
CB	17	4	2	2	0	25
BSU	11	2	0	0	0	27
FAU	16	4	2	0	0	25
UNO	6	2	1	0	0	24
Mac	17	7	1	1	0	22
ULL	13	5	0	0	0	35
UALR	12	5	2	1	0	33
NT	10	5	1	0	1	29
ULM	9	4	1	0	0	22
Den	8	4	1	2	0	27
Troy	14	6	0	0	0	30
FIU	15	5	0	1	0	33
WKU	3	0	0	0	0	16
UVS	14	8	1	0	0	30
MT	20	5	1	0	0	40
USA	14	2	2	1	0	29
FAU	7	2	0	0	1	19
UNO	18	2	0	0	0	27
ULL	11	2	0	0	0	33
UALR	7	2	0	0	0	26
NT						
ULM						



LARRY NEWMAN

No. 30, 6-2, 185, Jr., HS, Guard
 Sikeston, Mo. (Sikeston HS)

SEASON HIGHS


Points none
 FG Made none
 FG Att. none
 3FG Made none
 Rebounds none
 Assists none
 Steals none
 Blocks none
 FT's Made none
 Minutes none

CAREER HIGHS

Points none
 FG Made none
 FG Att. none
 3FG Made none
 Rebounds none
 Assists none
 Steals none
 Blocks none
 FT's Made none
 Minutes none

NEWMAN'S 2007-08 GAME-BY-GAME STATS

Opp.	Pts	Reb	Ast	Stl	Blk	Min
UVS			DNP			
Tulsa			DNP			
Mem			DNP			
EIU			DNP			
MSU			DNP			
UTM			DNP			
NW			DNP			
CB			DNP			
BSU			DNP			
FAU			DNP			
UNO			DNP			
Mac			DNP			
ULL			DNP			
UALR			DNP			
NT			DNP			
ULM			DNP			
Den			DNP			
Troy			DNP			
FIU			DNP			
WKU			DNP			
UVS			DNP			
MT			DNP			
USA			DNP			
FAU			DNP			
UNO			DNP			
ULL			DNP			
UALR			DNP			
NT						
ULM						



MIKE LANCE

No. 33, 6-3, 185, So., TR, Guard
 Poplar Bluff, Mo. (Three Rivers CC)

SEASON HIGHS

Points 17 vs. MacMurray (12/30)
 FG Made 7 vs. MacMurray (12/30)
 FG Att. 13 vs. MacMurray (12/30)
 3FG Made 4 vs. Troy (1/19)
 Rebounds 8 vs. MacMurray (12/30)
 Assists 4 vs. MacMurray (12/30)
 Steals 4 vs. MacMurray (12/30)
 Blocks 1, twice
 FT's Made 3, three times
 Minutes 29 vs. MacMurray (12/30)

CAREER HIGHS

Points 17 vs. MacMurray (12/30/07)
 FG Made 7 vs. MacMurray (12/30/07)
 FG Att. 13 vs. MacMurray (12/30/07)
 3FG Made 4 vs. Troy (1/19/08)
 Rebounds 8 vs. MacMurray (12/30/07)
 Assists 4 vs. MacMurray (12/30/07)
 Steals 4 vs. MacMurray (12/30/07)
 Blocks 1, twice
 FT's Made 3, three times
 Minutes 29 vs. MacMurray (12/30/07)

LANCE'S 2007-08 GAME-BY-GAME STATS

Opp.	Pts	Reb	Ast	Stl	Blk	Min
UVS	0	0	0	0	0	5
Tulsa	3	1	0	0	0	9
Mem	4	0	1	0	0	17
EIU	6	1	0	2	0	16
MSU	5	2	0	0	0	13
UTM	7	4	1	0	0	19
NW	8	2	1	1	0	19
CB	9	2	1	1	0	19
BSU	5	1	0	2	0	9
FAU	3	0	0	0	0	12
UNO	2	0	0	0	0	6
Mac	17	8	4	4	0	29
ULL	2	0	1	1	0	6
UALR	0	1	0	0	0	6
NT	9	2	0	0	0	12
ULM	3	3	2	0	0	9
Den	2	2	0	0	0	16
Troy	14	0	3	0	0	15
FIU	8	0	1	0	0	13
WKU	8	6	1	0	0	25
UVS	10	1	1	1	1	15
MT	0	0	0	0	0	8
USA	0	0	1	0	0	7
FAU	0	0	0	0	0	2
UNO	6	3	0	1	1	16
ULL	0	0	0	1	0	14
UALR	0	0	0	0	0	4
NT						
ULM						



P.J. KEATON

No. 34, 6-4, 180, Jr., TR, Guard
Champaign, Ill. (Lincoln College)

SEASON HIGHS

Points 15 at New Orleans (12/22)
FG Made 6 at New Orleans (12/22)
FG Att. 9 at New Orleans (12/22)
3FG Made 3, twice
Rebounds 4 vs. UL Lafayette (2/16)
Assists 3 at Northwestern (12/3)
Steals 2 at Florida Atlantic (2/8)
Blocks 1, twice
FT's Made 2, five times
Minutes 25 vs. UL Lafayette (2/16)

CAREER HIGHS

Points 15 at New Orleans (12/22/07)
FG Made 6 at New Orleans (12/22/07)
FG Att. 9 at New Orleans (12/22/07)
3FG Made 3, twice
Rebounds 4 vs. UL Lafayette (2/16/08)
Assists 3 at Northwestern (12/3/07)
Steals 2 at Florida Atlantic (2/8/06)
Blocks 1, twice
FT's Made 2, five times
Minutes 25 vs. UL Lafayette (2/16/08)

KEATON'S 2007-08 GAME-BY-GAME STATS

Opp.	Pts	Reb	Ast	Stl	Blk	Min
UVS	0	0	0	0	0	6
Tulsa	0	0	0	1	0	5
Mem	0	0	0	0	0	6
EIU	2	1	0	0	0	2
MSU	2	0	1	0	0	7
UTM	4	0	0	0	0	9
NW	3	0	3	0	0	19
CB	6	2	1	0	0	18
BSU	2	0	0	0	0	5
FAU	9	0	0	0	0	10
UNO	15	1	0	0	0	21
Mac			DNP			
ULL	0	0	0	0	0	1
UALR	0	0	0	0	0	3
NT	6	1	1	1	1	10
ULM	0	0	1	0	1	6
Den	0	0	0	0	0	10
Troy	0	0	1	0	0	6
FIU	3	0	0	1	0	8
WKU	6	0	0	1	0	20
UVS	5	1	2	0	0	16
MT	0	0	0	0	0	2
USA	0	2	1	1	0	11
FAU	8	1	1	2	0	16
UNO	3	0	2	1	0	14
ULL4	4	4	2	1	0	25
UALR	0	0	1	0	0	15
NT						
ULM						

1 ARKANSAS STATE vs. UTAH VALLEY STATE
CONVOCATION CENTER (2,940) • NOV. 14, 2007 • JONESBORO

2 ARKANSAS STATE at Tulsa
DONALD W. REYNOLDS CENTER (4,482) • NOV. 16, 2007 • TULSA, OK

ASU (0-1)	FG-A	3G-A	FT-A	OR-DR-TR	PF	Pts.	A	TO	B	S	Min.
11 Morgan, Shawn*	2-6	0-0	0-0	3-3-6	3	4	7	2	1	3	31
15 Gant, Kewain*	2-3	0-0	0-0	3-0-3	1	4	0	1	1	1	15
24 Chia-Kur, Yima*	5-16	1-2	0-0	0-4-4	2	11	1	1	0	1	32
10 Wedel, Ryan*	6-13	5-10	0-0	1-4-5	2	17	0	2	0	0	35
2 Banks, Adrian*	10-24	3-8	2-2	1-2-3	1	25	0	1	0	2	36
1 Farmer, Ashton	0-0	0-0	0-0	0-0-0	1	0	0	0	0	0	5
22 Koggu, Ifeanyi	0-2	0-1	2-2	1-0-1	1	2	6	0	0	0	18
33 Lance, Mike	0-2	0-1	0-0	0-0-0	0	0	0	0	0	0	5
34 Keaton, P.J.	0-2	0-2	0-0	0-0-0	0	0	0	0	0	0	6
5 Thomas, Jeremy	0-4	0-0	0-2	1-2-3	5	0	1	1	0	1	17
TEAM				6-2-8							
TOTALS	25-72	9-24	4-6	16-17-33	16	63	15	8	2	8	200

Utah Valley St. (1-2)	FG-A	3G-A	FT-A	OR-DR-TR	PF	Pts.	A	TO	B	S	Min.
12 Troyer, Richard*	4-10	2-7	0-0	1-5-6	4	10	3	4	0	1	40
32 Brady, Jordan*	7-10	0-0	0-0	2-7-9	3	14	0	1	1	0	37
23 Walker, Joe*	1-4	0-0	5-5	3-10-13	2	7	1	5	4	0	32
10 Toolson, Ryan*	6-12	4-7	4-4	0-3-3	0	20	1	4	0	0	35
11 Olsen, Josh*	4-7	2-4	2-2	0-2-2	1	12	2	4	1	2	36
22 Komenda, Matt	0-1	0-0	0-0	0-0-0	2	0	0	0	0	0	8
3 Jinna, Jabir	0-1	0-0	0-0	0-0-0	0	0	0	0	0	0	5
30 Anderson, Brian	0-0	0-0	0-0	0-0-0	0	0	0	0	0	0	3
5 Woods, Kevin	2-2	0-0	0-1	0-0-0	1	4	0	2	0	0	4
TEAM				0-4-4							
TOTALS	24-47	8-18	11-12	6-31-37	13	67	7	20	6	3	200

	1st	2nd	OT	2OT	Tot	FG%	3FG%	FT%	DBR
Arkansas State	25	38			63	.347	.375	.667	1
Utah Valley State	24	43			67	.511	.444	.917	0

Officials: Andrew Walton, John St. Clair, Brandon Pipkin; Tech. Fouls: None

ASU (0-2)	FG-A	3G-A	FT-A	OR-DR-TR	PF	Pts.	A	TO	B	S	Min.
11 Morgan, Shawn*	4-7	0-0	2-3	2-3-5	4	10	2	3	0	5	31
15 Gant, Kewain*	0-4	0-0	0-0	1-0-1	3	0	0	1	0	3	13
24 Chia-Kur, Yima*	1-9	0-1	0-0	1-0-1	1	2	1	0	0	0	14
2 Banks, Adrian*	4-14	2-7	1-3	3-4-7	1	11	1	4	0	2	31
10 Wedel, Ryan*	5-16	2-9	4-4	1-1-2	2	16	4	3	0	0	35
1 Farmer, Ashton	2-2	0-0	0-0	0-1-1	4	4	2	0	0	1	14
5 Thomas, Jeremy	3-4	0-0	1-2	3-0-3	0	7	0	0	0	0	16
20 Handy, Larry	2-3	0-0	0-0	1-0-1	0	4	0	0	0	0	6
22 Koggu, Ifeanyi	0-1	0-0	2-2	0-2-2	4	2	0	0	0	1	26
33 Lance, Mike	1-1	0-0	1-2	1-0-1	2	3	0	2	0	0	9
34 Keaton, P.J.	0-1	0-1	0-0	0-0-0	1	0	0	1	0	1	5
TEAM				1-2-3							
TOTALS	22-62	4-18	11-16	14-13-27	22	59	12	14	0	13	200

Tulsa (2-1)	FG-A	3G-A	FT-A	OR-DR-TR	PF	Pts.	A	TO	B	S	Min.
23 Jordan, Jerome*	5-7	0-0	4-6	1-6-7	2	14	0	2	4	0	24
1 Uzoh, Ben*	1-6	0-4	4-4	5-3-8	3	6	3	2	0	1	27
22 Andrews, Glenn*	4-6	1-3	5-6	0-0-0	1	14	3	6	0	3	21
33 Earls, Rod*	2-7	1-5	0-0	1-4-5	3	5	3	4	0	1	27
53 Reese, Ray*	3-5	0-1	2-2	1-3-4	3	8	0	2	0	1	20
2 Hill, Mark	0-1	0-1	1-2	0-0-0	3	1	2	3	0	0	13
4 Walls, Calvin	2-6	0-0	3-5	4-11-15	2	7	3	0	0	0	26
5 McDade, Brett	4-7	2-3	0-0	0-0-0	2	10	2	2	0	1	19
15 Hurr, Justin	2-3	1-2	0-0	0-1-1	0	5	1	0	0	0	11
45 Mitchell, Sam	1-1	0-0	3-4	1-0-1	2	5	0	0	1	0	12
TEAM				2-0-2							
TOTALS	24-49	5-19	22-29	15-28-43	21	75	17	22	5	7	200

	1st	2nd	OT	2OT	Tot	FG%	3FG%	FT%	DBR
Arkansas State	22	37			59	.355	.222	.688	3
Tulsa	32	43			75	.490	.263	.759	4

Officials: David Hall, Verne Harris, K.C. Ely; Tech. Fouls: None

3 ARKANSAS STATE at No. 3 MEMPHIS
FEDEXFORUM (16,741) • NOV. 20, 2007 • MEMPHIS, TN

4 ARKANSAS STATE vs. EASTERN ILLINOIS
CONVOCATION CENTER (2,606) • NOV. 24, 2007 • JONESBORO

ASU (0-3)	FG-A	3G-A	FT-A	OR-DR-TR	PF	Pts.	A	TO	B	S	Min.
1 Farmer, Ashton*	1-2	0-0	3-4	2-3-5	3	5	0	3	0	0	27
11 Morgan, Shawn*	0-1	0-0	0-0	1-1-2	1	0	3	2	1	1	22
24 Chia-Kur, Yima*	1-6	0-2	0-0	1-2-3	2	2	0	2	0	0	20
2 Banks, Adrian*	12-20	4-7	4-6	1-5-6	0	32	2	3	0	0	36
10 Wedel, Ryan*	2-7	0-5	4-4	0-3-3	3	8	3	2	0	0	29
5 Thomas, Jeremy	1-3	0-0	1-3	0-1-1	1	3	0	1	1	1	14
13 Nutt, Logan	0-0	0-0	0-0	0-0-0	0	0	0	0	0	0	2
15 Gant, Kewain	3-4	0-0	0-0	1-0-1	1	6	2	0	0	1	10
20 Handy, Larry	0-0	0-0	0-0	0-0-0	0	0	0	0	0	0	1
22 Koggu, Ifeanyi	1-1	1-1	0-0	0-1-1	0	3	1	2	0	0	16
33 Lance, Mike	2-4	0-1	0-0	0-0-0	3	4	1	3	0	0	17
34 Keaton, P.J.	0-1	0-1	0-0	0-0-0	2	0	0	0	0	0	6
TEAM				1-2-3							
TOTALS	23-49	5-17	12-17	7-18-25	16	63	12	18	2	3	200

Memphis (5-0)	FG-A	3G-A	FT-A	OR-DR-TR	PF	Pts.	A	TO	B	S	Min.
00 Taggart, Shawn*	3-4	1-1	0-0	0-2-2	1	7	0	2	1	0	16
3 Dorsey, Joey*	3-4	0-0	0-0	2-1-3	1	6	0	1	2	2	20
5 Anderson, A.*	1-6	1-4	0-1	0-2-2	1	3	1	2	1	1	22
14 Douglas-Roberts*	7-9	0-1	2-3	2-3-5	2	16	2	1	0	0	25
23 Rose, Derrick*	2-7	0-1	0-0	2-4-6	1	4	5	3	0	0	28
1 Kemp, Willie	8-11	6-8	0-0	0-0-0	1	22	1	1	0	3	23
4 Niles, Pierre	0-0	0-0	0-0	0-0-0	3	0	1	0	0	0	5
15 Allen, Andre	0-3	0-3	0-0	1-2-3	0	0	9	2	0	1	21
20 Mack, Doneal	6-10	4-8	3-3	0-2-2	2	19	2	1	0	0	20
31 McGrady, C.	0-0	0-0	0-0	0-0-0	0	0	1	0	0	0	3
32 Robinson, Jeff	2-5	1-4	0-0	0-1-1	3	5	1	0	0	0	13
35 Bailey, Hashim	1-1	0-0	0-2	1-0-1	2	2	0	0	0	0	4
TEAM				0-3-3							
TOTALS	33-60	13-30	5-9	8-20-28	17	84	23	13	4	7	200

	1st	2nd	OT	2OT	Tot	FG%	3FG%	FT%	DBR
Arkansas State	25	38			63	.469	.294	.706	3,1
Memphis	43	41			84	.550	.433	.556	4,1

Officials: Curtis Shaw, Rick Hartzell, Hal Lusk; Tech. Fouls: None

ASU (1-3)	FG-A	3G-A	FT-A	OR-DR-TR	PF	Pts.	A	TO	B	S	Min.
1 Farmer, Ashton*	0-2	0-0	4-6	0-1-1	2	4	0	0	0	0	14
24 Chia-Kur, Yima*	4-7	1-1	0-1	0-3-3	0	9	0	2	0	0	27
2 Banks, Adrian*	8-12	3-5	3-3	1-3-4	2	22	1	3	0	2	28
10 Wedel, Ryan*	6-10	4-7	2-2	0-1-1	3	18	2	2	0	1	34
22 Koggu, Ifeanyi*	1-4	0-1	0-0	0-1-1	3	2	3	0	0	1	24
5 Thomas, Jeremy	1-2	0-0	0-0	1-2-3	0	2	0	1	1	0	13
11 Morgan, Shawn	3-4	0-0	3-3	1-1-2	1	9	1	1	0	3	17
13 Nutt, Logan	0-2	0-1	0-0	0-0-0	0	0	2	1	0	0	16
15 Gant, Kewain	0-1	0-0	0-0	0-1-1	2	0	2	0	0	0	8
20 Handy, Larry	0-0	0-0	0-0	0-0-0	0	0	0	0	0	0	1
33 Lance, Mike	1-4	1-2	3-4	0-1-1	0	6	0	1	0	2	16
34 Keaton, P.J.	0-0	0-0	2-2	0-1-1	0	2	0	0	0	0	2
TEAM				2-3-5							
TOTALS	24-48	9-17	17-21	5-18-23	13	74	11	11	1	9	200

Eastern Illinois (1-3)	FG-A	3G-A	FT-A	OR-DR-TR	PF	Pts.	A	TO	B	S	Min.
41 Byrne, Jake*	2-3	0-0	1-2	0-1-1	0	5	1	2	0	0	16
45 Cisse, Ousmane*	3-8	0-0	0-1	4-0-4	2	6	0	3	0	0	23
10 Martin, Romain*	8-15	3-6	2-3	0-1-1	2	21	1	0	0	1	33
14 Catchings, B.*	2-4	0-0	0-0	2-8-10	5	4	0	1	1	0	18
23 Robinson, Mike*	0-4	0-3	0-2	1-1-2	2	0	4	5	0	3	29
2 Laser, Tyler	1-2	0-1	0-0	0-0-0	1	2	0	0	0	0	9
5 Myers-Kyles, Gino	0-0	0-0	1-2	0-0-0	2	1	0	0	0	0	12
12 Parrish, Billy	0-0	0-0	0-0	0-2-2	1	0	0	2	0	0	12
13 Willhite, Jon'Tee	2-3	0-0	0-0	0-0-0	0	4	0	1	0	1	12
15 Anthony, Julio	3-6	1-1	5-5	1-2-3	2	12	0	2	0	0	19
32 Dorlack, Matt	1-1	0-0	0-0	1-0-1	0	2	0	0	0	0	3
54 Jolliff, Bobby	1-4	0-0	1-2	1-6-7	2	3	0	2	0	0	14
TEAM				1-2-3							
TOTALS	23-50	4-11	10-17	11-23-34	1						

ASU (1-4)	FG-A	3G-A	FT-A	OR-DR-TR	PF	Pts.	A	TO	B	S	Min.
1 Farmer, Ashton*	2-4	0-0	3-5	1-1-2	3	7	0	2	0	0	19
24 Chia-Kur, Yima*	4-9	0-1	2-5	2-3-5	2	10	0	5	0	1	28
2 Banks, Adrian*	6-13	3-4	3-3	1-1-2	2	18	1	3	0	1	30
10 Wedel, Ryan*	4-7	3-6	0-2	0-3-3	4	11	2	0	0	1	32
22 Koggu, Ifeanyi*	3-7	1-1	1-1	1-3-4	4	8	3	1	0	0	32
5 Thomas, Jeremy	0-0	0-0	1-2	1-1-2	1	1	0	0	0	0	6
11 Morgan, Shawn	1-4	0-0	2-2	2-3-5	3	4	0	1	0	0	19
13 Nutt, Logan	0-0	0-0	0-0	0-0-0	0	0	2	2	0	0	6
15 Gant, Kewain	0-1	0-0	1-2	0-2-2	0	1	1	0	1	0	8
33 Lance, Mike	2-2	1-1	0-0	0-2-2	1	5	0	1	0	0	13
34 Keaton, P.J.	0-1	0-1	2-2	0-0-0	1	2	1	1	0	0	7
TEAM				2-0-2							
TOTALS	22-48	8-14	15-24	10-19-29	21	67	10	16	1	3	200

Murray State (3-1)	FG-A	3G-A	FT-A	OR-DR-TR	PF	Pts.	A	TO	B	S	Min.
43 Easley, Tony*	2-2	0-0	2-2	0-2-2	3	6	1	1	0	0	27
1 Carter, Bruce*	2-7	0-1	1-2	1-3-4	4	5	1	2	0	3	26
4 Holloway, Tyler*	9-11	6-8	2-3	0-2-2	1	26	3	1	0	0	30
10 Thomas, Kevin*	0-3	0-3	0-0	0-1-1	0	0	6	1	0	2	25
12 Thomas, Danero*	5-10	3-6	0-0	1-3-4	3	13	1	1	2	2	28
2 Frallex, Matt	0-1	0-0	0-0	0-0-0	0	0	0	0	0	0	0+
3 George, Ray	3-7	0-2	9-10	0-3-3	1	15	3	1	2	1	18
25 Williams, Marvin	4-5	0-0	4-4	3-3-6	4	12	2	2	0	1	21
33 Long, Jewuan	1-3	0-2	0-0	0-1-1	1	2	0	2	0	0	15
35 Sanders, Tarod	0-0	0-0	0-0	0-1-1	2	0	0	0	0	0	3
50 Fotso, Georges	1-1	0-0	0-0	0-1-1	3	2	0	1	0	0	7
TEAM				0-0-0							
TOTALS	27-50	9-22	18-21	5-20-25	22	81	17	12	4	9	200

	1st	2nd	OT	2OT	Tot	FG%	3FG%	FT%	DBR
Arkansas State	22	45			67	.458	.571	.625	5
Murray State	40	41			81	.540	.409	.857	1

Officials: Tom Eades, Steven Pyatt, Bret Smith; Tech. Fouls: None

ASU (2-4)	FG-A	3G-A	FT-A	OR-DR-TR	PF	Pts.	A	TO	B	S	Min.
1 Farmer, Ashton*	0-4	0-0	0-0	1-2-3	4	0	1	1	1	0	17
24 Chia-Kur, Yima*	5-11	0-0	1-2	1-2-3	3	11	2	2	1	0	24
2 Banks, Adrian*	8-16	1-6	5-5	0-3-3	2	22	3	3	0	2	32
10 Wedel, Ryan*	3-9	1-5	0-0	0-4-4	1	7	3	1	1	4	32
22 Koggu, Ifeanyi*	3-4	0-0	0-0	0-2-2	2	6	1	0	0	1	23
11 Morgan, Shawn	5-9	0-0	2-2	4-7-11	2	12	5	2	2	1	30
13 Nutt, Logan	0-0	0-0	0-0	0-0-0	0	0	0	0	0	0	2
15 Gant, Kewain	1-4	0-0	0-0	2-3-5	0	2	1	4	3	0	12
33 Lance, Mike	3-9	1-4	0-0	0-4-4	1	7	1	1	0	0	19
34 Keaton, P.J.	2-2	0-0	0-0	0-0-0	0	4	0	0	0	0	9
TEAM				2-3-5							
TOTALS	30-68	3-15	8-9	10-30-40	15	71	17	14	8	8	200

UT Martin (3-4)	FG-A	3G-A	FT-A	OR-DR-TR	PF	Pts.	A	TO	B	S	Min.
00 Riedewald, Djero*	1-5	0-0	0-0	0-1-1	2	2	0	2	0	0	16
21 Hay, Olajide*	3-4	0-0	0-0	1-0-1	3	6	1	1	0	0	29
2 Wright, Carlos*	2-7	0-3	0-0	2-3-5	0	4	1	1	0	2	32
5 Hudson, Lester*	9-26	6-15	4-4	4-7-11	1	28	2	4	0	2	37
22 Bailey, Joe*	2-5	2-3	0-0	0-0-0	1	6	0	0	0	0	13
1 Simmons, Benzor	2-4	0-0	0-0	0-0-0	1	4	0	0	0	0	7
4 Weddle, Marquis	3-12	2-8	2-2	0-4-4	1	10	0	5	0	1	33
10 Pearson, Sam	0-0	0-0	0-0	0-2-2	1	0	0	1	0	0	8
24 Hood, Daron	0-0	0-0	0-0	0-0-0	1	0	0	1	0	0	2
25 Irrrazabal, Andres	3-6	0-0	3-5	4-3-7	1	9	0	0	0	0	23
TEAM				4-7-11							
TOTALS	25-69	10-29	9-11	15-27-42	12	69	4	15	0	5	200

	1st	2nd	OT	2OT	Tot	FG%	3FG%	FT%	DBR
Arkansas State	38	33			71	.441	.200	.889	1
UT Martin	35	34			69	.362	.345	.818	1

Officials: Duke Edsall, Jeff Malham, Mike Ashurst; Tech. Fouls: None

ASU (2-5)	FG-A	3G-A	FT-A	OR-DR-TR	PF	Pts.	A	TO	B	S	Min.
11 Morgan, Shawn*	4-7	0-0	2-2	4-2-6	4	10	3	2	0	2	29
15 Gant, Kewain*	0-2	0-0	0-1	1-3-4	4	0	2	3	0	0	21
24 Chia-Kur, Yima*	6-8	0-0	4-4	2-2-4	2	16	0	1	0	1	29
10 Wedel, Ryan*	7-13	4-9	5-6	0-3-3	1	23	1	3	0	1	30
22 Koggu, Ifeanyi*	0-2	0-1	1-2	1-1-2	0	1	4	4	0	0	23
1 Farmer, Ashton	0-0	0-0	0-0	0-3-3	4	0	0	0	0	0	8
13 Nutt, Logan	3-3	0-0	1-2	0-1-1	1	7	2	1	0	1	11
20 Handy, Larry	0-0	0-0	0-0	0-1-1	1	0	0	0	0	0	6
33 Lance, Mike	3-5	2-3	0-0	0-2-2	3	8	1	1	0	1	19
34 Keaton, P.J.	1-4	1-3	0-2	0-0-0	1	3	3	2	0	0	19
5 Thomas, Jeremy	0-0	0-0	0-0	0-0-0	1	0	0	0	0	1	5
TEAM				2-0-2							
TOTALS	24-44	7-16	13-19	9-18-27	22	68	14	18	0	8	200

Northwestern (3-4)	FG-A	3G-A	FT-A	OR-DR-TR	PF	Pts.	A	TO	B	S	Min.
1 Okrzeisik, Jason*	5-9	3-6	3-3	1-2-3	4	16	2	1	1	2	29
10 Houlihan, Patrick*	1-1	0-0	0-0	0-0-0	0	2	0	0	0	0	2
11 Baran, Nikola*	4-4	2-2	2-2	0-1-1	4	12	2	1	0	0	19
20 Moore, Craig*	7-9	6-8	0-0	0-1-1	2	20	5	1	0	1	38
21 Peljusic, Ivan*	0-1	0-1	0-0	0-0-0	0	0	0	1	0	0	2
22 Thompson, M.	5-8	3-4	2-4	0-1-1	1	15	7	4	0	1	36
25 Melchior, J.	0-0	0-0	1-2	0-0-0	2	1	1	0	0	0	5
3 Capocci, Mike	1-1	0-0	2-4	1-0-1	1	4	1	1	0	0	13
32 Williams, Sterling	5-7	1-2	3-6	1-4-5	1	14	4	3	0	3	31
33 Steger, Matt	0-0	0-0	0-0	0-0-0	1	0	0	0	0	0	1
5 Ryan, Jeff	1-3	0-1	2-5	0-2-2	3	4	1	2	1	0	24
TEAM				0-2-2							
TOTALS	29-43	15-24	15-26	3-13-16	19	88	23	14	2	7	200

	1st	2nd	OT	2OT	Tot	FG%	3FG%	FT%	DBR
Arkansas State	34	34			68	.545	.438	.684	5
Northwestern	34	54			88	.674	.625	.577	3

Officials: Jim Burr, Dan Chrisman, John Higgins; Tech. Fouls: None

ASU (3-5)	FG-A	3G-A	FT-A	OR-DR-TR	PF	Pts.	A	TO	B	S	Min.
11 Morgan, Shawn*	4-7	0-0	3-6	4-2-6	2	11	1	3	1	1	25
15 Gant, Kewain*	3-6	0-0	0-0	3-4-6	2	6	1	0	0	0	12
24 Chia-Kur, Yima*	7-10	1-3	2-4	2-2-4	3	17	2	0	0	2	25
10 Wedel, Ryan*	5-9	3-7	0-0	0-2-2	2	13	1	1	0	1	21
22 Koggu, Ifeanyi*	3-4	0-0	3-4	0-3-3	0	9	5	3	1	1	22
1 Farmer, Ashton	3-4	0-0	0-0	1-4-5	1	6	0	0	0	1	9
5 Thomas, Jeremy	5-6	0-0	3-4	3-3-6	2	13	5	1	1	2	22
13 Nutt, Logan	2-5	0-2	4-5	3-3-6	0	8	5	1	0	1	18
20 Handy, Larry	1-1	0-0	1-2	1-2-3	1	3	0	1	1	0	9
33 Lance, Mike	3-7	1-4	2-2	1-1-2	3	9	1	3	0	1	19
34 Keaton, P.J.	2-5	2-4	0-0	0-2-2	2	6	1	1	0	0	18
TEAM				0-6-6							
TOTALS	38-64	7-20	18-27	17-34-51	18	101	22	15	4	10	200

Central Baptist (3-11)	FG-A	3G-A	FT-A	OR-DR-TR	PF	Pts.	A	TO	B	S	Min.
2 Holder, Michael*	1-3	0-0	1-2	1-0-1	4	3	0	2	0	1	23
1 Hall, Daron*	4-9	0-1	3-4	0-0-0	5	11	1	2	0	1	21
3 Harris, Johnny*	1-4	0-1	1-2	0-1-1	3	3	0	0	0	2	32
5 Briggs, Rod*	1-6	0-2	2-2	1-0-1	0	4	0	5	1	1	30
32 Williams, Trad*	5-13	4-12	0-1	0-1-1	2	14	0	1	0	1	33
22 Barnes, Ryan	2-9	1-5	0-1	1-5-6	5	5	0	5	0	2	28
23 Hunter, Jordan	3-6	2-5	0-0	0-1-1	0	8	0	1	0	1	15
34 Franklin, Dewayne	0-1	0-0	1-2	0-1-1	4	1	1	2	0	0	18
TEAM				2-3-5							
TOTALS	17-51	7-26	8-14	5-12-17	23	49	2	19	1	9	200

	1st	2nd	OT	2OT	Tot	FG%	3FG%	FT%	DBR
Arkansas State	54	47			101	.594	.350	.667	5
Central Baptist	21	28			49	.333	.269	.571	2

9 ARKANSAS STATE vs. BALL STATE
CONVOCAATION CENTER (2,550) • DEC. 16, 2007 • JONESBORO

10 ARKANSAS STATE vs. FLORIDA ATLANTIC
CONVOCAATION CENTER (2,662) • DEC. 20, 2007 • JONESBORO

ASU (4-5)	FG-A	3G-A	FT-A	OR-DR-TR	PF	Pts.	A	TO	B	S	Min.
11 Morgan, Shawn*	3-9	0-0	2-7	5-4-9	2	8	2	2	1	4	37
15 Gant, Kewain*	2-3	0-0	1-1	1-3-4	2	5	0	3	0	0	20
24 Chia-Kur, Yima*	2-7	1-4	6-6	1-1-2	4	11	0	4	0	0	27
10 Wedel, Ryan*	3-7	3-4	4-4	0-1-1	0	13	0	3	0	2	32
22 Koggu, Ifeanyi*	1-4	0-0	0-0	3-4-7	1	2	6	1	0	0	26
1 Farmer, Ashton	1-1	0-0	0-0	0-6-6	3	2	0	0	0	0	21
5 Thomas, Jeremy	0-0	0-0	0-0	0-2-2	0	0	1	1	0	1	9
13 Nutt, Logan	3-3	1-1	2-2	0-1-1	2	9	0	2	0	0	14
33 Lance, Mike	1-5	1-3	2-2	1-0-1	1	5	0	2	0	2	9
34 Keaton, P.J.	1-2	0-1	0-0	0-0-0	0	2	0	2	0	0	5
TEAM				0-1-1							
TOTALS	17-41	6-13	17-22	11-23-34	15	57	9	20	1	9	200

Ball State (0-9)	FG-A	3G-A	FT-A	OR-DR-TR	PF	Pts.	A	TO	B	S	Min.
1 Perry, Malik*	1-4	0-0	2-6	1-3-4	4	4	1	2	1	1	30
3 Goin, Melvin*	2-7	0-1	4-6	0-2-2	4	8	2	0	3	3	34
4 Lampley, B.*	5-12	3-9	0-0	1-1-2	4	13	4	4	0	2	40
11 Frazier, Laron*	2-5	0-1	0-0	1-0-1	1	4	0	0	0	2	18
12 Stovall, Peyton*	3-8	2-5	4-4	1-3-4	2	12	0	4	0	2	33
5 Twyman, Deontay	0-0	0-0	0-0	0-2-2	0	0	0	0	0	0	5
24 Giles, Rob	2-3	1-1	0-0	1-1-2	0	5	0	2	1	0	20
34 McLemore, R.	0-1	0-0	1-2	0-1-1	3	1	0	1	0	0	20
TEAM				1-4-5							
TOTALS	15-40	6-17	11-18	6-17-23	18	47	7	15	2	10	200

	1st	2nd	OT	2OT	Tot	FG%	3FG%	FT%	DBR
Arkansas State	32	25			57	.415	.462	.773	2
Ball State	25	22			47	.375	.353	.611	2

Officials: Tom O'Neill, Tom Eads, Doug Shows; Tech. Fouls: BSU - Goin, Melvin; ASU - none

ASU (5-5, 1-0)	FG-A	3G-A	FT-A	OR-DR-TR	PF	Pts.	A	TO	B	S	Min.
11 Morgan, Shawn*	5-10	0-0	4-7	4-4-8	2	14	2	1	0	3	36
15 Gant, Kewain*	0-1	0-0	0-0	0-7-7	1	0	4	1	1	0	31
24 Chia-Kur, Yima*	6-11	2-4	2-2	1-3-4	4	16	2	1	0	0	25
10 Wedel, Ryan*	9-15	6-10	6-8	0-2-2	1	30	1	1	0	1	33
22 Koggu, Ifeanyi*	2-5	0-1	1-2	0-0-0	0	5	2	0	0	0	31
1 Farmer, Ashton	0-1	0-0	0-0	1-0-1	4	0	0	5	0	0	6
5 Thomas, Jeremy	0-0	0-0	0-1	0-0-0	1	0	0	0	0	1	7
13 Nutt, Logan	0-1	0-1	2-2	0-0-0	1	2	1	0	0	0	9
33 Lance, Mike	1-3	1-2	0-0	0-0-0	1	3	0	0	0	0	12
34 Keaton, P.J.	3-4	3-4	0-0	0-0-0	0	9	0	0	0	0	10
TEAM				1-2-3							
TOTALS	26-51	12-22	15-22	77-18-25	15	79	12	9	1	5	200

FAU (3-8, 0-1)	FG-A	3G-A	FT-A	OR-DR-TR	PF	Pts.	A	TO	B	S	Min.
21 Parmer, Jeff*	6-7	3-4	1-3	3-1-4	3	16	4	4	2	2	35
32 Monro, Carlos*	6-12	0-0	3-4	1-13-14	2	15	3	3	0	1	34
4 Alarcon, Sean*	4-7	3-6	0-0	0-0-0	2	11	6	0	0	0	35
12 Nwaji, Carderro*	8-13	7-11	2-2	1-1-2	2	25	2	3	0	0	38
24 Xavier, Perkins*	1-4	0-1	5-5	0-1-1	4	7	1	2	1	0	26
00 Simmons, Derrick	1-4	0-2	1-4	4-3-7	3	3	1	1	0	0	27
15 Rodrigues, Enrique	0-1	0-0	0-0	0-0-0	1	0	0	0	0	0	5
TEAM				0-2-2							
TOTALS	26-48	13-24	12-18	9-21-30	17	77	17	13	3	3	200

	1st	2nd	OT	2OT	Tot	FG%	3FG%	FT%	DBR
Arkansas State	40	39			79	.510	.545	.682	2
Florida Atlantic	37	40			77	.542	.542	.667	3

Officials: Duke Edsall, Craig Murley, Brandon Pipkin; Tech. Fouls: FAU - Monroe; ASU - Farmer

11 ARKANSAS STATE at NEW ORLEANS
HPC (594) • DEC. 22, 2007 • NEW ORLEANS, LA

12 ARKANSAS STATE vs. MacMURRAY
CONVOCAATION CENTER (3,041) • DEC. 30, 2007 • JONESBORO

ASU (5-6, 1-1)	FG-A	3G-A	FT-A	OR-DR-TR	PF	Pts.	A	TO	B	S	Min.
10 Wedel, Ryan*	3-13	2-10	0-0	1-3-4	0	8	2	1	0	0	32
11 Morgan, Shawn*	5-8	0-0	3-3	4-3-7	4	13	3	1	0	1	33
15 Gant, Kewain*	7-8	0-0	0-1	2-9-11	3	14	3	3	0	1	31
22 Koggu, Ifeanyi*	5-5	1-1	3-3	1-2-3	2	14	2	2	0	0	28
24 Chia-Kur, Yima*	2-7	2-3	0-0	0-2-2	1	6	1	3	0	0	24
1 Farmer, Ashton	2-2	0-0	0-0	0-1-1	1	4	0	1	0	0	5
5 Thomas, Jeremy	0-0	0-0	0-0	0-0-0	0	0	0	1	0	0	2
13 Nutt, Logan	0-0	0-0	0-0	0-0-0	0	0	2	1	0	0	12
20 Handy, Larry	1-2	0-0	0-0	0-0-0	0	2	0	0	0	0	6
33 Lance, Mike	1-1	0-0	0-0	0-0-0	1	2	0	1	0	0	6
34 Keaton, P.J.	6-9	3-6	0-0	0-1-1	4	15	0	1	0	0	21
TEAM				0-0-0							
TOTALS	32-55	8-20	6-7	8-21-29	16	78	13	15	0	2	200

UNO (10-2, 1-0)	FG-A	3G-A	FT-A	OR-DR-TR	PF	Pts.	A	TO	B	S	Min.
00 Dykes, Kendall*	6-12	0-1	0-2	3-2-5	1	12	3	2	0	1	35
1 McCalebb, Bo*	6-11	0-3	10-11	0-3-3	1	22	4	2	0	3	36
10 Parlow, James*	8-13	7-10	2-2	0-2-2	1	25	3	0	1	2	32
32 Elias, Ben*	2-3	0-0	0-0	1-2-3	4	4	0	2	1	0	16
44 Reynolds, Shaun*	1-5	1-2	0-0	0-1-1	0	3	3	1	0	0	28
13 Jaroslav, Tyrna	2-3	0-0	0-0	1-3-4	2	4	1	1	1	0	19
15 Manning, Jacob	0-1	0-0	0-0	0-0-0	1	0	0	0	0	0	8
23 Worley, T.J.	3-5	1-3	2-2	0-0-0	1	9	2	1	9	1	15
24 Myers, Kechan	2-3	1-1	0-0	0-1-1	1	5	2	0	0	0	11
TEAM				2-2-4							
TOTALS	30-56	10-20	14-17	7-16-23	12	84	18	9	3	7	200

	1st	2nd	OT	2OT	Tot	FG%	3FG%	FT%	DBR
Arkansas State	35	43			78	.582	.400	.857	0.1
New Orleans	47	37			84	.536	.500	.824	0

Officials: Brent Meaux, Clay Wren, Jeff O'Malley; Tech. Fouls: None

ASU (6-6)	FG-A	3G-A	FT-A	OR-DR-TR	PF	Pts.	A	TO	B	S	Min.
11 Morgan, Shawn*	3-10	0-0	0-0	5-4-9	0	6	1	1	0	3	19
15 Gant, Kewain*	2-5	0-0	0-0	2-4-6	0	4	0	0	0	0	20
24 Chia-Kur, Yima*	5-13	0-2	7-8	5-2-7	0	17	1	1	0	1	22
10 Wedel, Ryan*	7-14	6-12	0-0	1-1-2	2	20	0	1	1	2	22
22 Koggu, Ifeanyi*	3-6	0-1	2-2	1-7-8	2	8	7	1	0	4	22
1 Farmer, Ashton	1-2	0-0	1-4	1-2-3	1	3	1	2	0	1	18
5 Thomas, Jeremy	4-6	0-0	3-5	2-3-5	2	11	1	0	1	0	27
13 Nutt, Logan	2-7	2-4	0-0	0-2-2	1	6	3	1	0	0	21
33 Lance, Mike	7-13	0-4	3-3	5-3-8	3	17	4	3	0	4	29
TEAM				1-1-2							
TOTALS	34-76	8-23	16-22	23-29-52	11	92	18	10	2	15	200

MacMurray (1-8)	FG-A	3G-A	FT-A	OR-DR-TR	PF	Pts.	A	TO	B	S	Min.
24 Compton, Neil*	3-12	1-8	1-3	1-6-7	4	8	0	3	0	1	27
42 Littrell, Wes*	2-4	1-2	1-2	1-5-6	2	6	1	1	0	0	31
44 Schmidt, Nick*	3-11	0-3	0-0	2-2-4	3	6	0	1	0	0	36
10 Reiken, Dustin*	1-6	1-4	0-0	0-2-2	1	3	2	3	0	1	21
11 Polston, Adam*	4-9	3-7	2-5	1-0-1	1	13	2	0	0	0	20
12 Hightower, D.	1-3	0-1	0-0	1-0-1	1	2	0	7	0	0	14
21 Sellers, Mike	0-1	0-0	0-0	0-0-0	0	0	0	1	0	0	4
31 Fuller, John	0-1	0-0	0-2	1-1-2	1	0	0	1	0	1	11
33 Capleton, Samuel	1-1	0-0	0-0	1-0-1	0	2	0	0	0	0	1
34 Martinez, Adam	0-0	0-0	0-0	0-1-1	0	0	0	0	0	0	9
40 Long, Billy	1-4	1-3	0-0	1-5-6	4	3	1	6	0	1	26
TEAM				1-1-2							
TOTALS	16-52	7-28	4-12	10-23-33	17	43	6	23	0	4	200

	1st	2nd	OT	2OT	Tot	FG%	3FG%	FT%	DBR
Arkansas State	49	43			92	.447	.348	.727	2
MacMurray	19	24			43	.308	.250	.333	5

Tech. Fouls: None

ASU (6-7, 1-2)	FG-A	3G-A	FT-A	OR-DR-TR	PF	Pts.	A	TO	B	S	Min.
11 Morgan, Shawn*	2-4	0-0	1-2	1-3-4	3	5	2	5	1	1	30
15 Gant, Kewain*	2-5	0-0	0-0	0-2-2	4	4	0	1	3	0	26
24 Chia-Kur, Yima*	5-9	1-2	2-2	2-3-5	2	13	0	3	0	0	35
10 Wedel, Ryan*	6-12	1-4	2-3	0-3-3	1	15	1	3	0	1	36
22 Koggu, Ifeanyi*	1-4	0-0	0-0	1-0-1	3	2	3	0	0	0	18
1 Farmer, Ashton	0-2	0-0	2-2	2-3-5	4	2	1	2	0	0	11
13 Nutt, Logan	0-0	0-0	0-0	0-0-0	1	0	0	0	0	0	10
2 Banks, Adrian	7-10	1-2	5-8	1-2-3	2	20	1	3	0	2	27
33 Lance, Mike	1-1	0-0	0-0	0-0-0	0	2	1	1	0	1	6
34 Keaton, P.J.	0-0	0-0	0-0	0-0-0	0	0	0	1	0	0	1
TEAM				0-3-3							
TOTALS	24-47	3-8	12-17	6-20-26	20	63	9	19	4	5	200

ULL (6-7, 3-0)	FG-A	3G-A	FT-A	OR-DR-TR	PF	Pts.	A	TO	B	S	Min.
15 Gradnigo, Chris*	1-10	0-3	0-0	0-5-5	3	2	0	0	0	0	23
23 Gary, La'Ryan*	3-6	0-0	0-2	5-0-5	3	6	1	2	1	2	18
32 Milson, Abray*	3-3	0-0	0-0	1-3-4	0	6	0	1	0	1	22
2 Daigle, Randell*	5-10	3-6	1-2	0-1-1	2	14	5	1	0	0	34
3 Millsap, Elijah*	4-11	1-2	7-9	5-3-8	3	16	2	3	0	1	31
1 Johnson, Tyren	0-0	0-0	0-0	0-0-0	1	0	0	0	0	0	15
12 Lago, Willie	1-2	0-1	0-0	0-0-0	0	2	0	1	0	0	6
21 Dees, David	6-7	3-4	2-2	1-3-4	1	17	4	1	0	0	17
22 Bureau, Travis	3-8	2-7	0-0	0-1-1	0	8	0	2	0	1	17
42 Wallace, Courtney	1-2	0-0	0-0	1-2-3	3	2	0	5	0	0	17
TEAM				2-2-4							
TOTALS	27-59	9-23	10-15	15-20-35	16	73	12	16	1	5	200

	1st	2nd	OT	2OT	Tot	FG%	3FG%	FT%	DBR
Arkansas State	32	31			63	.511	.375	.706	1,1
UL Lafayette	36	37			73	.458	.391	.667	1,1

Officials: Mark Whitehead, Duke Edsall, Tom O'Neill Tech. Fouls: None

ASU (7-7, 2-2)	FG-A	3G-A	FT-A	OR-DR-TR	PF	Pts.	A	TO	B	S	Min.
11 Morgan, Shawn*	4-5	0-0	1-3	2-6-8	4	9	6	1	0	4	34
15 Gant, Kewain*	7-9	0-0	2-3	3-1-4	4	16	1	1	3	0	25
24 Chia-Kur, Yima*	5-11	1-4	1-5	0-5-5	2	12	2	3	0	1	33
10 Wedel, Ryan*	6-10	4-7	4-4	0-2-2	3	20	2	1	1	1	33
22 Koggu, Ifeanyi*	0-2	0-0	0-0	0-2-2	2	0	1	0	0	1	21
1 Farmer, Ashton	0-0	0-0	0-0	0-0-0	1	0	0	0	0	0	2
2 Banks, Adrian	3-7	0-1	10-11	0-3-3	1	16	1	6	0	4	26
5 Thomas, Jeremy	1-1	0-0	0-0	1-0-1	2	2	2	0	0	0	10
13 Nutt, Logan	1-1	0-0	0-0	0-0-0	1	2	0	4	0	0	5
20 Handy, Larry	0-0	0-0	0-0	0-0-0	0	0	0	1	0	0	2
33 Lance, Mike	0-1	0-1	0-0	0-1-1	0	0	0	0	0	0	6
34 Keaton, P.J.	0-0	0-0	0-0	0-0-0	0	0	0	1	0	0	3
TEAM				0-2-2							
TOTALS	27-47	5-13	18-26	6-22-28	20	77	15	18	4	11	200

UALR (10-4, 2-1)	FG-A	3G-A	FT-A	OR-DR-TR	PF	Pts.	A	TO	B	S	Min.
21 Fowler, John*	1-2	0-1	1-1	4-1-5	5	3	0	1	0	0	14
23 Malone, L.*	6-14	1-3	4-6	4-5-9	2	17	0	1	0	1	28
32 Smith, Mike*	3-8	0-0	2-3	4-7-11	2	8	2	3	1	0	26
10 Akins, Terrance*	1-10	0-4	0-0	0-1-1	2	2	0	1	0	0	29
15 Patterson, B.*	3-7	1-2	4-4	1-1-2	4	11	0	1	0	4	28
00 Edwards, Shane	0-3	0-1	0-0	0-0-0	0	0	0	1	0	0	10
1 Eggins, De'Andre	4-6	0-2	4-5	4-2-6	1	12	1	4	0	1	27
2 Stewart, Kelson	0-0	0-0	0-0	0-0-0	0	0	0	0	0	0	3
3 Moore, Steven	1-5	1-2	0-2	1-0-1	2	3	0	1	0	2	14
5 Jackson, L.	0-1	0-0	0-0	0-0-0	0	0	0	1	0	0	2
13 Moss, Rashad	1-1	0-0	0-3	2-0-2	1	2	0	1	0	1	5
20 Mouzy, Matt	0-1	0-1	0-0	0-0-0	0	0	0	0	0	0	5
33 Bails, Derrick	1-3	0-0	2-2	1-1-2	1	4	0	3	0	0	9
TEAM				2-1-3							
TOTALS	21-61	3-16	17-26	23-19-42	20	62	3	18	1	9	200

	1st	2nd	OT	2OT	Tot	FG%	3FG%	FT%	DBR
Arkansas State	29	48	0	0	77	.574	.385	.692	3
UALR	30	32	0	0	62	.344	.188	.654	4

Officials: Mike Ashurst, Gene Menees, Lee Cassell. Tech. Fouls: UALR, bench. ASU, none.

ASU (7-8, 2-3)	FG-A	3G-A	FT-A	OR-DR-TR	PF	Pts.	A	TO	B	S	Min.
11 Morgan, Shawn*	3-4	0-0	0-0	0-3-3	4	6	0	2	0	1	13
15 Gant, Kewain*	1-5	0-0	0-0	0-1-1	1	2	1	4	4	0	20
24 Chia-Kur, Yima*	4-8	0-1	2-4	2-3-5	4	10	1	3	1	0	29
10 Wedel, Ryan*	6-14	3-8	2-2	1-3-4	4	17	0	1	0	0	35
22 Koggu, Ifeanyi*	1-5	0-0	0-0	1-0-1	0	2	1	0	0	0	18
1 Farmer, Ashton	0-1	0-0	0-0	0-0-0	0	0	0	0	0	0	6
2 Banks, Adrian	4-10	0-2	3-4	1-6-7	2	11	6	2	1	1	35
5 Thomas, Jeremy	0-0	0-0	0-0	0-0-0	1	0	0	0	0	0	14
13 Nutt, Logan	0-1	0-1	0-0	0-0-0	0	1	0	0	0	0	8
33 Lance, Mike	3-3	1-1	2-2	2-0-2	3	9	0	1	0	0	12
34 Keaton, P.J.	2-3	2-3	0-0	0-1-1	2	6	1	0	1	1	10
TEAM				2-3-5							
TOTALS	24-55	6-16	9-12	9-20-29	21	63	11	13	7	3	200

NT (11-4, 2-2)	FG-A	3G-A	FT-A	OR-DR-TR	PF	Pts.	A	TO	B	S	Min.
2 Wooden, Keith*	2-4	0-0	0-0	2-3-5	0	4	1	2	1	0	15
32 Williams, Quincy*	3-9	0-0	1-1	4-9-13	3	7	0	1	4	1	33
1 Bell, Ben*	4-5	0-0	2-5	0-3-3	3	10	2	4	0	0	33
3 Dennis, Collin*	7-17	4-6	12-15	4-3-7	3	30	1	1	0	1	28
10 White, Josh*	3-9	1-2	5-5	0-1-1	1	12	4	6	0	1	36
11 Willingham, Dez	1-3	1-2	0-0	0-3-3	3	3	3	1	0	0	15
14 Thompson, Tristan	1-2	0-1	0-0	0-0-0	1	2	0	1	1	0	10
21 Stewart, Harold	0-4	0-0	0-2	4-0-4	2	0	0	0	0	0	16
24 Hogans, Kendrick	3-4	0-0	0-2	3-1-4	3	6	0	1	2	1	14
TEAM				0-1-1							
TOTALS	24-57	6-11	20-30	17-24-41	19	74	11	17	8	4	200

	1st	2nd	OT	2OT	Tot	FG%	3FG%	FT%	DBR
Arkansas State	24	39			63	.436	.375	.750	2
North Texas	32	42			74	.421	.545	.667	5

Officials: Gerry Pollard, Gary Vaughn, Randy Herberman. Tech Fouls: NT - None, ASU - Team

ASU (8-8, 3-3)	FG-A	3G-A	FT-A	OR-DR-TR	PF	Pts.	A	TO	B	S	Min.
11 Morgan, Shawn*	7-8	0-0	5-9	4-3-7	4	19	3	0	4	0	31
15 Gant, Kewain*	3-6	0-0	0-0	2-4-6	4	6	4	3	2	1	30
24 Chia-Kur, Yima*	4-12	0-1	1-2	2-2-4	2	9	1	1	0	0	22
2 Banks, Adrian*	9-18	6-9	5-8	1-7-8	1	29	2	2	0	2	35
22 Koggu, Ifeanyi*	2-4	0-0	6-6	0-2-2	3	10	3	0	0	0	24
1 Farmer, Ashton	1-2	0-0	0-0	2-1-3	1	2	1	0	0	0	12
10 Wedel, Ryan	4-9	3-8	0-0	0-1-1	2	11	3	0	0	0	27
13 Nutt, Logan	0-0	0-0	0-0	0-0-0	0	0	0	1	0	0	4
33 Lance, Mike	1-1	1-1	0-0	0-3-3	3	3	2	0	0	0	9
34 Keaton, P.J.	0-1	0-0	0-0	0-0-0	0	0	1	1	1	0	6
TEAM				1-3-4							
TOTALS	31-61	10-19	17-25	12-26-38	20	89	20	8	4	3	200

ULM (6-11, 0-5)	FG-A	3G-A	FT-A	OR-DR-TR	PF	Pts.	A	TO	B	S	Min.
3 Turner, Raphelle*	2-4	0-0	3-4	4-5-9	0	7	0	2	3	1	25
00 Hooper, Tony*	6-13	4-9	2-5	0-2-2	3	18	3	2	0	1	26
2 Brasher, Lance*	4-9	2-6	0-0	2-2-4	4	10	4	2	0	1	30
5 Brown, Jonas*	5-9	2-5	8-9	1-2-3	4	20	2	2	0	0	35
12 Averette, Kenneth*	0-1	0-0	0-0	0-1-1	2	0	1	0	0	1	6
20 Nweke, Afam	1-2	0-0	2-2	2-6-8	1	4	0	0	0	1	18
23 Payne, Jordan	4-12	2-8	0-1	0-3-3	4	10	2	1	0	0	20
25 Roberts, Brandon	3-4	1-1	2-4	0-2-2	3	9	5	1	0	0	34
32 Hampton, Mitchell	1-1	0-0	2-2	0-0-0	1	4	0	0	0	0	6
TEAM				0-0-0							
TOTALS	26-55	11-29	19-27	9-23-32	22	82	17	10	3	5	200

	1st	2nd	OT	2OT	Tot	FG%	3FG%</
--	-----	-----	----	-----	-----	-----	--------

17 ARKANSAS STATE at DENVER
MAGNESS ARENA (1,168) • JAN. 17, 2008 • DENVER, CO

ASU (8-9, 3-4)	FG-A	3G-A	FT-A	OR-DR-TR	PF	Pts.	A	TO	B	S	Min.
11 Morgan, Shawn*	4-8	0-0	1-2	6-5-11	3	9	4	2	2	0	29
15 Gant, Kewain*	4-6	0-0	0-0	1-3-4	1	8	1	1	2	0	33
24 Chia-Kur, Yima*	2-9	0-2	4-4	2-2-4	2	8	1	3	0	2	27
2 Banks, Adrian*	4-10	1-4	5-6	1-4-5	3	14	1	1	0	4	35
22 Koggu, Ifeanyi*	0-1	0-0	0-0	1-0-1	0	0	1	0	0	0	9
1 Farmer, Ashton	0-1	0-0	0-0	1-0-1	1	0	0	1	0	0	9
10 Wedel, Ryan	4-13	1-7	2-3	1-1-2	2	11	2	1	1	2	32
33 Lance, Mike	1-3	0-0	0-0	1-1-2	4	2	0	1	0	0	16
34 Keaton, P.J.	0-2	0-0	0-0	0-0-0	0	0	0	0	0	0	10
TEAM				2-1-3							
TOTALS	19-53	2-13	12-15	16-17-33	16	52	10	10	5	8	200

Denver (8-9, 4-2)	FG-A	3G-A	FT-A	OR-DR-TR	PF	Pts.	A	TO	B	S	Min.
15 Jackson, Joe*	3-7	1-3	0-0	1-5-6	1	7	0	0	0	1	29
24 Rohnert, Nate*	4-8	1-2	4-5	1-2-3	1	13	1	2	0	0	33
12 Tanner, Adam*	4-8	2-4	2-4	1-2-3	3	12	6	5	1	0	37
11 Lewis, Kyle*	6-11	4-7	3-4	0-4-4	3	19	2	3	0	1	39
32 McNally, Xander*	2-5	0-0	0-0	2-4-6	4	4	2	0	2	2	36
10 Lewis, Rob	0-2	0-1	4-4	1-2-3	3	4	2	3	2	0	26
TEAM				1-1-2							
TOTALS	19-41	8-17	13-17	7-20-27	15	59	13	15	5	4	200

	1st	2nd	OT	2OT	Tot	FG%	3FG%	FT%	DBR
Arkansas State	23	29			52	.358	.154	.800	1
Denver	35	24			59	.463	.471	.765	

Officials: Lonnie Dixon, K.C. Ely, Scott Davis. Tech. Fouls: None

18 ARKANSAS STATE vs. TROY
CONVOCAION CENTER (3,590) • JAN. 19, 2008 • JONESBORO

ASU (8-10, 3-5)	FG-A	3G-A	FT-A	OR-DR-TR	PF	Pts.	A	TO	B	S	Min.
15 Gant, Kewain*	5-6	0-0	2-2	1-8-9	1	12	0	0	1	0	30
24 Chia-Kur, Yima*	5-13	0-0	4-7	4-2-6	4	14	0	2	0	0	30
2 Banks, Adrian*	6-14	4-10	2-2	1-1-2	3	18	2	2	0	1	32
10 Wedel, Ryan*	6-13	4-10	2-2	0-3-3	4	18	2	5	0	2	34
22 Koggu, Ifeanyi*	0-2	0-0	0-0	1-0-1	1	0	6	1	0	0	18
1 Farmer, Ashton	1-2	0-0	2-2	3-6-9	0	4	0	1	0	1	22
13 Nutt, Logan	0-2	0-2	0-0	1-1-2	0	0	1	0	0	0	11
20 Handy, Larry	0-0	0-0	0-0	0-0-0	0	0	0	0	0	0	2
33 Lance, Mike	5-8	4-6	0-0	0-0-0	1	14	3	3	0	0	15
34 Keaton, P.J.	0-1	0-1	0-0	0-0-0	1	0	1	0	0	0	6
TEAM				2-2-4							
TOTALS	28-61	12-29	12-15	13-23-36	15	80	15	15	1	4	200

Troy (9-9, 2-5)	FG-A	3G-A	FT-A	OR-DR-TR	PF	Pts.	A	TO	B	S	Min.
25 Macon, Trayce*	6-10	4-8	0-0	1-6-7	1	16	0	1	2	1	28
44 Jonus, Justin*	8-13	4-7	10-10	2-3-5	0	30	0	1	1	0	32
13 Jervis, Tom*	1-2	0-0	0-0	1-0-1	3	2	0	1	0	0	14
5 Odem, Jerome*	0-2	0-2	0-0	0-0-0	0	0	0	1	0	0	14
15 Bassett, O'Darien*	6-17	2-7	10-10	0-3-3	1	24	3	0	0	5	35
1 Williams, Josh	1-2	1-1	0-0	1-2-3	1	3	0	0	0	0	6
2 Telfair, Mario	0-1	0-0	1-2	0-3-3	4	1	0	1	0	0	10
3 Ware, Kenny	0-0	0-0	0-0	0-1-1	0	0	0	2	0	0	11
21 Toombs, Bernard	0-1	0-0	0-0	0-0-0	0	0	0	0	0	0	4
24 Vogler, Michael	3-7	1-3	2-2	3-3-6	1	9	3	4	0	0	24
33 Acker, Jarvis	2-7	0-3	0-0	3-1-4	4	4	0	0	1	1	22
TEAM				1-1-2							
TOTALS	27-62	12-31	23-24	12-23-35	15	89	6	11	4	9	200

	1st	2nd	OT	2OT	Tot	FG%	3FG%	FT%	DBR
Arkansas State	34	46			80	.459	.414	.800	1
Troy	40	49			89	.435	.387	.958	1

Officials: Robby Vetkoetter, Gene Grimshaw, James Hicks. Tech. Fouls: None

19 ARKANSAS STATE vs. FLORIDA INTERNATIONAL
CONVOCAION CENTER (2,971) • JAN. 24, 2008 • JONESBORO

ASU (9-10, 4-5)	FG-A	3G-A	FT-A	OR-DR-TR	PF	Pts.	A	TO	B	S	Min.
15 Gant, Kewain*	3-8	0-0	0-0	4-5-9	4	6	2	2	1	0	21
24 Chia-Kur, Yima*	5-11	1-3	4-5	1-4-5	3	15	0	1	0	1	33
2 Banks, Adrian*	0-2	0-0	0-0	1-0-1	0	0	0	1	0	0	7
10 Wedel, Ryan*	4-8	4-4	6-7	1-2-3	1	18	0	1	0	2	33
22 Koggu, Ifeanyi*	2-5	0-0	2-2	1-2-3	3	6	3	2	0	0	34
1 Farmer, Ashton	1-1	0-0	0-2	0-4-4	3	2	1	3	0	3	23
11 Morgan, Shawn	5-7	0-0	0-5	1-0-1	4	10	4	4	0	2	24
13 Nutt, Logan	0-1	0-0	0-0	0-0-0	0	0	0	0	0	0	4
33 Lance, Mike	2-4	1-1	3-4	0-0-0	0	8	1	1	0	0	13
34 Keaton, P.J.	1-3	1-2	0-0	0-0-0	0	3	0	0	0	1	8
TEAM				1-3-4							
TOTALS	23-50	7-10	15-25	10-20-30	18	68	11	16	1	9	200

FIU (5-13, 2-6)	FG-A	3G-A	FT-A	OR-DR-TR	PF	Pts.	A	TO	B	S	Min.
2 Galindo, Alex*	3-6	0-1	8-9	2-6-8	3	14	0	4	0	1	31
30 Gacesa, Nikola*	1-6	0-2	0-0	0-2-2	3	2	0	2	0	0	15
32 Hicks, Russell*	5-9	0-0	1-1	4-4-8	4	11	0	3	2	0	23
0 Fuller, Chris*	1-4	1-2	6-6	0-1-1	4	9	0	4	0	1	26
3 Russell, Tramayne*	0-1	0-0	5-6	0-2-2	2	5	0	1	0	0	15
11 Nsangou, Erick	4-9	1-1	1-1	2-2-4	2	10	0	5	0	3	28
13 Essola, Cedric	1-4	0-0	0-0	1-0-1	1	2	0	1	0	0	9
23 Taylor, Nick	0-2	0-1	0-0	0-2-2	1	0	1	0	0	0	32
31 Ndiaye, Badara	2-5	0-0	2-4	1-3-4	2	6	0	0	0	2	21
TEAM				1-2-3							
TOTALS	17-46	2-7	23-27	11-24-35	22	59	1	21	2	7	200

	1st	2nd	OT	2OT	Tot	FG%	3FG%	FT%	DBR
Arkansas State	28	40			68	.460	.700	.600	5
Florida Int'l	27	32			59	.370	.286	.852	2

Officials: Duke Edsall, Brad Ferrie, Craig Murley. Tech. Fouls: None

20 ARKANSAS STATE at WESTERN KENTUCKY
E.A. DIDDLE ARENA (6,109) • JAN. 27, 2008 • BOWLING GREEN, KY

ASU (9-11, 4-6)	FG-A	3G-A	FT-A	OR-DR-TR	PF	Pts.	A	TO	B	S	Min.
11 Morgan, Shawn*	2-6	0-0	2-4	2-3-5	3	6	4	1	0	2	34
15 Gant, Kewain*	8-10	0-0	0-0	0-3-3	2	16	2	2	0	0	31
24 Chia-Kur, Yima*	1-4	1-2	0-0	0-0-0	2	3	0	4	0	0	16
10 Wedekm Ryan*	8-13	5-9	2-2	0-5-5	2	23	6	4	0	0	38
22 Koggu, Ifeanyi*	1-6	0-0	2-2	0-1-1	0	4	2	0	0	2	23
1 Farmer, Ashton	1-1	0-0	0-0	1-1-2	3	2	0	1	0	0	13
33 Lance, Mike	2-8	1-2	1-1	3-3-6	4	8	1	1	0	0	25
34 Keaton, P.J.	3-5	0-1	0-0	0-0-0	5	6	0	2	0	1	20
TEAM				1-1-2							
TOTALS	27-53	7-14	7-9	7-17-24	21	68	15	16	0	5	200

WKU (16-5, 7-1)	FG-A	3G-A	FT-A	OR-DR-TR	PF	Pts.	A	TO	B	S	Min.
35 Magley, D.J.*	0-1	0-0	0-0	1-2-3	0	0	0	1	0	0	11
40 Evans, Jeremy*	4-4	0-0	0-0	2-3-5	0	8	2	1	0	0	27
3 Brazelton, Tyrone*	6-15	1-7	7-8	0-2-2	2	20	4	3	0	1	33
5 Rogers, Ty*	2-3	1-2	0-0	1-2-3	3	5	1	1	0	0	25
32 Lee, Courtney*	9-15	5-8	10-13	1-4-5	2	33	3	0	1	0	33
4 Slaughter, A.J.	1-3	1-2	0-1	0-1-1	0	3	0	2	0	1	17
20 Mendez-Valdez, O.O.	0-3	0-2	0-0	0-1-1	2	0	0	3	0	0	16
21 Siakam, Boris	3-3	0-0	0-0	2-0-2	1	6	0	1	0	0	11
23 Walker, Mike	1-2	0-0	0-2	3-1-4	2	2	0	1	0	0	17
30 Pettigrew, S.	0-0	0-0	0-0	0-3-3	0	0	0	0	0	0	10
TEAM				0-1-1							
TOTALS	26-49	8-21	17-24	10-20-30	12	77	10	13	1	2	200

	1st	2nd	OT	2OT	Tot	FG%	3FG%	FT%	DBR
Arkansas State	27	41			68	.509	.500	.778	1
Western Kentucky	42	35			77	.531	.381	.708	3

Officials: Mike Wood, Kipp Kissinger, J.B. Caldwell. Tech. Fouls: ASU-None, WKU- Lee, C.

ASU (9-12)	FG-A	3G-A	FT-A	OR-DR-TR	PF	Pts.	A	TO	B	S	Min.
11 Morgan, Shawn*	4-8	0-0	2-4	7-4-11	2	10	2	1	0	0	32
15 Gant, Kewain*	3-5	0-0	0-0	1-3-4	2	6	2	2	2	0	24
24 Chia-Kur, Yima*	6-11	1-2	1-2	2-6-8	3	14	1	1	0	0	30
10 Wedel, Ryan*	2-10	1-7	0-0	0-3-3	3	5	0	2	0	1	32
22 Koggu, Ifeanyi*	1-3	0-0	1-3	0-0-0	2	3	4	1	0	1	29
1 Farmer, Ashton	0-3	0-1	0-0	0-1-1	1	0	0	1	0	0	14
13 Nutt, Logan	1-2	0-0	0-0	0-1-1	0	2	0	1	0	0	6
20 Handy, Larry	0-0	0-0	2-2	1-0-1	0	2	0	1	0	0	2
33 Lance, Mike	4-7	2-4	0-0	0-1-1	1	10	1	1	1	1	15
34 Keaton, P.J.	1-4	1-2	2-2	0-1-1	1	5	2	1	0	0	16
TEAM				1-0-1							
TOTALS	22-53	5-16	8-13	12-20-32	15	57	12	12	3	3	200

Utah Valley St. (10-13)	FG-A	3G-A	FT-A	OR-DR-TR	PF	Pts.	A	TO	B	S	Min.
12 Troyer, Richard*	8-16	4-9	2-2	3-2-5	2	22	1	2	0	1	38
32 Brady, Jordan*	3-7	0-1	1-2	2-5-7	1	7	1	0	0	1	32
50 Ravenburg, Brett*	2-3	0-1	0-0	1-8-9	1	4	0	0	0	0	18
10 Tolson, Ryan*	8-14	4-7	9-9	1-1-2	2	29	0	2	0	0	40
11 Olsen, Josh*	1-7	0-4	2-3	0-2-2	2	4	10	1	1	2	37
3 Jinna, Jabir	1-2	1-1	0-0	0-0-0	1	3	1	0	0	0	8
5 Woods, Kevin	0-1	0-0	0-0	0-0-0	0	0	0	0	0	0	2
20 Swarbrick, Jordan	1-1	0-0	1-2	2-1-3	1	3	0	0	1	1	9
22 Komenda, Matt	0-0	0-0	0-0	0-2-2	2	0	1	0	1	0	5
30 Anderson, Brian	0-3	0-2	0-0	2-0-2	1	0	2	1	0	1	8
35 Rhinehart, Paul	0-0	0-0	0-0	0-0-0	1	0	0	0	0	0	3
TEAM				0-1-1							
TOTALS	24-54	9-25	15-18	11-22-33	14	72	16	6	3	6	200

	1st	2nd	OT	2OT	Tot	FG%	3FG%	FT%	DBR
Arkansas State	23	34			57	.415	.313	.615	2
Utah Valley State	40	32			72	.444	.360	.833	2

Officials: Bobby McRoy, Ken Nielson, D.G. Nelson; Tech. Fouls: None

ASU (9-13, 4-7)	FG-A	3G-A	FT-A	OR-DR-TR	PF	Pts.	A	TO	B	S	Min.
11 Morgan, Shawn*	5-11	0-0	1-3	2-5-7	4	11	2	3	0	2	34
15 Gant, Kewain*	4-10	0-0	0-0	0-4-4	4	8	3	0	3	1	38
24 Chia-Kur, Yima*	6-10	2-2	6-6	2-3-5	2	20	1	1	0	0	40
10 Wedel, Ryan*	4-11	1-5	6-8	1-2-3	2	15	3	1	0	1	40
22 Koggu, Ifeanyi*	1-4	0-0	0-0	1-1-2	1	2	4	1	0	1	18
1 Farmer, Ashton	1-3	0-0	1-1	2-0-2	1	3	0	0	1	0	7
2 Banks, Adrian	6-12	4-9	11-13	1-1-2	1	27	1	1	0	1	36
13 Nutt, Logan	0-0	0-0	0-0	0-0-0	0	0	0	0	0	0	2
33 Lance, Mike	0-0	0-0	0-0	0-0-0	0	0	0	0	0	0	8
34 Keaton, P.J.	0-0	0-0	0-0	0-0-0	0	0	0	0	0	0	2
TEAM				3-1-4							
TOTALS	27-61	7-16	25-31	12-17-29	15	86	14	7	4	6	225

MT (10-11, 7-4)	FG-A	3G-A	FT-A	OR-DR-TR	PF	Pts.	A	TO	B	S	Min.
21 Hair, Dino*	1-4	0-1	0-0	1-2-3	4	2	0	0	2	1	16
31 Yates, Desmond*	12-14	2-3	2-2	1-7-8	4	28	0	2	0	0	45
5 Kansaskie, Kevin*	2-7	1-3	2-2	0-1-1	1	7	1	3	0	0	32
11 Johnson, Nigel*	7-12	3-4	5-8	0-5-5	5	22	1	4	0	2	35
23 Green, Demetrius*	5-9	2-3	1-2	1-2-3	2	13	2	1	0	0	43
2 Gilchrest, B.	0-0	0-0	0-0	1-1-2	1	0	0	1	0	0	5
22 Avery, Darren	2-3	2-2	0-0	0-0-0	0	6	1	0	0	0	20
45 Hudson, Theryn	5-7	0-0	1-4	2-6-8	3	11	1	1	0	0	29
TEAM				2-1-3							
TOTALS	34-56	10-16	11-18	8-25-33	20	89	6	12	2	3	225

	1st	2nd	OT	2OT	Tot	FG%	3FG%	FT%	DBR
Arkansas State	36	39			11	.443	.438	.806	3
Middle Tennessee	39	36			14	.607	.625	.611	5

Officials: John Higgins, Doug Shows, Gerry Pollard; Tech. Fouls: None

ASU (9-14, 4-8)	FG-A	3G-A	FT-A	OR-DR-TR	PF	Pts.	A	TO	B	S	Min.
11 Morgan, Shawn*	4-5	0-0	3-4	5-2-7	2	11	2	5	0	1	29
15 Gant, Kewain*	1-2	0-0	0-0	0-2-2	2	2	1	3	0	0	21
24 Chia-Kur, Yima*	5-15	2-4	2-4	1-1-2	3	14	2	1	0	1	29
2 Banks, Adrian*	8-18	3-8	3-3	0-5-5	0	22	0	2	0	1	33
10 Wedel, Ryan*	2-10	1-6	2-3	0-4-4	2	7	2	1	0	2	33
1 Farmer, Ashton	0-2	0-0	0-0	3-0-3	3	0	0	1	0	0	12
13 Nutt, Logan	0-0	0-0	0-0	0-0-0	0	0	1	0	0	0	3
22 Koggu, Ifeanyi	1-3	0-0	0-0	0-0-0	2	2	2	1	0	1	22
33 Lance, Mike	0-1	0-1	0-0	0-0-0	0	0	1	1	0	0	7
34 Keaton, P.J.	0-2	0-2	0-0	0-2-2	0	0	1	0	0	1	11
TEAM				2-1-3							
TOTALS	21-58	6-21	10-14	11-17-28	14	58	12	15	0	7	200

USA (19-4, 11-1)	FG-A	3G-A	FT-A	OR-DR-TR	PF	Pts.	A	TO	B	S	Min.
1 Coleman, D.*	1-5	0-0	1-4	2-5-7	3	3	3	1	0	2	15
21 Davis, Brandon*	4-5	0-0	3-4	3-4-7	1	11	2	1	0	1	33
3 Tilford, Dominic*	8-12	4-5	1-2	1-2-3	0	21	2	2	0	3	28
5 Merritt, Daon*	2-8	1-7	4-4	0-1-1	0	9	5	1	0	1	32
10 Bennett, D.*	9-15	3-8	2-2	2-4-6	1	23	1	2	0	1	33
2 Hayles, Daniel	0-1	0-0	0-0	2-3-5	3	0	3	3	0	0	15
11 Ross, DeAndrae	1-4	1-2	0-0	0-0-0	1	3	0	0	0	0	8
13 Chesser, Eric	0-0	0-0	0-0	0-1-1	0	0	0	0	0	0	1
22 Ford, B.J.	1-2	1-2	0-0	0-0-0	0	3	0	1	0	0	3
33 Tabet, Phillip	1-1	0-0	2-2	2-1-3	1	4	0	0	0	1	10
42 Ivany, Chip	0-1	0-0	0-0	0-0-0	0	0	0	0	0	0	1
54 Douglas, Ronald	2-4	0-0	0-2	2-4-6	2	4	2	2	0	2	21
TEAM				0-1-1							
TOTALS	29-58	10-24	13-20	14-26-40	12	81	18	13	0	11	200

	1st	2nd	OT	2OT	Tot	FG%	3FG%	FT%	DBR
Arkansas State	33	25			58	.362	.286	.714	4
South Alabama	39	42			81	.500	.417	.650	5

Officials: Antinio Petty, Rick Randall, Duke Edsall; Tech. Fouls: None

ASU (9-15, 4-9)	FG-A	3G-A	FT-A	OR-DR-TR	PF	Pts.	A	TO	B	S	Min.
11 Morgan, Shawn*	4-7	0-0	5-7	3-5-8	4	13	4	4	1	4	25
15 Gant, Kewain*	6-9	0-0	0-0	2-4-6	5	12	0	0	0	0	28
24 Chia-Kur, Yima*	3-7	1-1	0-0	2-0-2	3	7	0	3	1	0	19
2 Banks, Adrian*	3-9	1-2	3-3	1-0-1	1	10	3	2	0	0	27
22 Koggu, Ifeanyi*	0-4	0-1	0-0	0-1-1	4	0	3	2	0	1	31
1 Farmer, Ashton	0-1	0-0	0-0	0-0-0	0	0	0	1	0	0	4
10 Wedel, Ryan	7-14	6-13	3-5	0-1-1	1	23	2	0	0	2	31
13 Nutt, Logan	0-0	0-0	0-0	0-1-1	0	0	1	0	0	0	3
20 Handy, Larry	4-5	0-0	0-0	2-2-4	4	8	0	0	0	0	14
33 Lance, Mike	0-1	0-1	0-0	0-0-0	1	0	0	0	0	0	2
34 Keaton, P.J.	2-4	2-4	2-2	0-1-1	1	8	1	1	0	2	16
TEAM				0-3-3							
TOTALS	29-61	10-22	13-17	10-18-28	24	81	14	13	2	10	200

FAU (11-14, 6-7)	FG-A	3G-A	FT-A	OR-DR-TR	PF	Pts.	A	TO	B	S	Min.
21 Parmer, Jeff*	5-6	2-3	3-4	1-4-5	2	15	3	3	1	3	25
23 Hughley, Sanchez*	2-5	2-3	4-6	1-1-2	3	10	2	0	0	2	29
32 Monroe, Carlos*	5-8	1-2	6-10	2-6-8	3	17	2	1	2	0	27
4 Alarcon, Sean*	2-3	2-2	0-0	0-0-0	1	6	1	0	0	1	24
12 Nwoji, Cardero*	4-7	1-2	2-2	1-6-7	4	11	4	5	0	2	32
00 Simmons, Derrick	1-3	0-1	0-0	1-0-1	2	2	1	1	0	0	12
24 Perkins, Xavier	1-3	0-0	2-3	1-2-3	1	4	0	5	0	0	11
25 Grahamlll, Paul	7-12	0-0	4-5	0-2-2	2	18	1	3	0	0	20
40 Royster, Brett	1-2	0-0	2-2	2-0-2	2	4	0	1	1	0	17
50 Hernandez, Sammy	0-2	0-1	0-0	0-0-0	0	0	0	0	0	0	3
TEAM				2-3-5							
TOTALS	28-51	8-14	23-32	11-24-35	20	87	14	19	4	8	200

	1st	2nd	OT	2OT	Tot	FG%	3FG%	FT%	DBR
Arkansas State	32	49			81	.475	.455	.765	2
Florida Atlantic	42	45			87	.549	.571	.719	3

Officials: Gary Vaughn, Kyle Chambers, Mike Ashurst; Tech. Fouls: None

25 ARKANSAS STATE vs. NEW ORLEANS
CONVOCATION CENTER (2,718) • FEB. 14, 2008 • JONESBORO

26 ARKANSAS STATE vs. UL LAFAYETTE
CONVOCATION CENTER (2,861) • FEB. 16, 2008 • JONESBORO

ASU (9-16, 4-10)	FG-A	3G-A	FT-A	OR-DR-TR	PF	Pts.	A	TO	B	S	Min.
11 Morgan, Shawn*	4-6	0-0	1-1	3-5-8	3	9	1	3	0	2	36
15 Gant, Kewain*	4-10	0-0	0-0	2-3-5	1	8	1	0	0	0	27
24 Chia-Kur, Yima*	7-10	1-2	3-3	1-1-2	4	18	0	1	0	0	27
10 Wedel, Ryan*	6-13	5-9	0-1	0-1-1	1	17	2	3	0	0	30
22 Koggu, Ifeanyi*	1-1	0-0	0-0	0-0-0	1	2	0	1	0	1	6
1 Farmer, Ashton	0-0	0-0	0-0	0-0-0	1	0	0	0	0	0	1
2 Banks, Adrian	4-8	1-4	0-0	1-0-1	1	9	0	3	0	0	12
13 Nutt, Logan	0-1	0-1	0-0	0-0-0	2	0	3	1	0	0	18
20 Handy, Larry	3-4	0-0	0-0	1-1-2	1	6	1	0	0	0	13
33 Lance, Mike	2-6	0-1	2-2	2-1-3	2	6	0	1	1	1	16
34 Keaton, P.J.	1-4	1-2	0-0	0-0-0	0	3	2	1	0	1	14
TEAM				2-3-5							
TOTALS	32-63	8-19	6-7	12-15-27	17	78	10	14	1	5	200

UNO (16-9, 6-7)	FG-A	3G-A	FT-A	OR-DR-TR	PF	Pts.	A	TO	B	S	Min.
00 Dykes, Kyndall*	4-7	0-0	6-6	2-5-7	1	14	1	2	0	2	35
32 Elias, Ben*	4-6	0-0	2-2	4-2-6	3	10	0	3	1	0	27
1 McCaleb, Bo*	12-18	2-7	5-10	4-3-7	3	31	2	1	0	1	37
10 Parlow, James*	1-2	0-1	0-0	0-1-1	1	2	1	1	0	1	11
44 Reynolds, Shaun*	3-8	2-6	0-0	0-4-4	3	8	2	5	0	2	32
13 Tyrna, Jaroslav	0-0	0-0	2-2	0-1-1	0	2	0	1	0	0	10
15 Manning, Jacob	0-0	0-0	0-0	0-0-0	2	0	0	1	0	0	5
23 Worley, T.J.	3-6	2-4	0-0	1-1-2	1	8	0	1	0	1	14
24 Myers, Kechan	1-6	1-3	1-2	1-1-2	0	4	1	2	0	1	23
30 Souleymane, A.	0-0	0-0	0-0	0-0-0	0	0	0	0	1	0	6
TEAM				0-1-1							
TOTALS	28-53	7-21	16-22	12-19-31	14	79	7	17	2	8	200

	1st	2nd	OT	2OT	Tot	FG%	3FG%	FT%	DBR
Arkansas State	37	41			78	.508	.421	.857	1
New Orleans	41	38			79	.528	.333	.727	4

Officials: Duke Edsall, Tom Eades, Rick Randall; Tech. Fouls: None

ASU (9-17, 4-11)	FG-A	3G-A	FT-A	OR-DR-TR	PF	Pts.	A	TO	B	S	Min.
11 Morgan, Shawn*	3-9	0-1	6-11	7-6-13	4	12	2	1	0	1	31
15 Gant, Kewain*	8-11	0-0	0-0	3-5-8	3	16	1	1	2	1	32
24 Chia-Kur, Yima*	4-12	3-5	0-0	0-2-2	1	11	0	3	0	0	33
10 Wedel, Ryan*	3-13	2-8	3-4	1-2-3	3	11	1	4	0	1	30
34 Keaton, P.J.*	1-3	0-1	2-2	1-3-4	1	4	2	2	0	1	25
1 Farmer, Ashton	0-2	0-0	1-4	2-0-2	2	1	0	0	0	1	11
13 Nutt, Logan	0-0	0-0	0-0	0-0-0	3	0	3	1	0	0	9
22 Koggu, Ifeanyi	1-3	1-2	1-2	0-1-1	0	4	1	0	1	0	15
33 Lance, Mike	0-1	0-0	0-0	0-0-0	1	0	0	2	0	1	14
TEAM				2-3-5							
TOTALS	20-54	6-17	13-23	16-22-38	18	59	10	14	3	6	200

ULL (12-13, 8-6)	FG-A	3G-A	FT-A	OR-DR-TR	PF	Pts.	A	TO	B	S	Min.
23 Gary, La'Ryan*	0-1	0-0	1-2	0-1-1	0	1	0	0	0	0	6
32 Milson, Abray*	1-3	0-0	0-0	2-2-4	4	2	0	2	0	0	15
12 Lago, Willie*	2-3	1-1	1-2	0-0-0	1	6	0	1	0	0	10
15 Gradnigo, Chris*	2-5	1-3	0-0	1-2-3	3	5	1	2	0	2	22
22 Bureau, Travis*	2-3	1-2	4-4	0-4-4	4	9	1	0	0	1	27
1 Johnson, Tyren	3-4	0-0	0-0	2-4-6	4	6	0	4	2	3	29
2 Daigle, Randell	3-6	2-4	2-4	0-1-1	1	10	0	2	0	1	24
21 Dees, David	1-3	0-0	2-2	0-0-0	2	4	0	2	0	2	8
3 Millsap, Elijah	1-6	0-2	1-6	3-1-4	3	3	0	1	0	1	16
31 Barksdale, Maurice	2-4	0-0	0-0	0-0-0	0	4	0	0	0	0	7
42 Wallace, Courtney	2-5	0-0	3-5	1-6-7	1	7	1	0	0	0	25
5 Dison, Brandon	4-6	0-0	0-0	0-1-1	1	8	0	0	0	1	11
TEAM				2-2-4							1
TOTALS	23-49	5-12	14-25	11-24-35	24	65	3	16	2	11	200

	1st	2nd	OT	2OT	Tot	FG%	3FG%	FT%	DBR
Arkansas State	27	32			59	.370	.353	.565	5
UL Lafayette	33	32			65	.469	.417	.560	5

Tech. Fouls: None

26 ARKANSAS STATE at UALR
JACK STEPHENS CENTER (5,028) • FEB. 21, 2008 • LITTLE ROCK, AR

ASU (9-18, 4-12)	FG-A	3G-A	FT-A	OR-DR-TR	PF	Pts.	A	TO	B	S	Min.
10 Wedel, Ryan*	4-11	2-7	0-0	0-1-1	2	10	0	2	0	0	29
11 Morgan, Shawn*	3-8	0-0	4-6	3-6-9	2	10	2	2	0	2	34
15 Gant, Kewain*	4-7	0-0	4-6	3-3-6	3	8	2	3	0	0	25
22 Koggu, Ifeanyi*	0-2	0-1	0-0	0-2-2	3	0	2	2	0	0	18
24 Chia-Kur, Yima*	2-9	1-3	2-2	0-2-2	1	7	0	1	0	0	26
1 Farmer, Ashton	0-0	0-0	0-0	0-2-2	3	0	0	1	0	0	13
2 Banks, Adrian	5-11	1-5	3-4	0-2-2	3	14	1	3	0	0	30
13 Nutt, Logan	1-1	1-1	0-0	0-0-0	0	3	0	1	0	0	3
20 Handy, Larry	0-0	0-0	0-0	0-0-0	1	0	0	2	0	0	3
33 Lance, Mike	0-0	0-0	0-0	0-0-0	1	0	0	0	0	0	4
34 Keaton, P.J.	0-2	0-1	0-0	0-0-0	1	0	1	1	0	0	15
TEAM				2-3-5							
TOTALS	19-51	5-18	9-13	8-21-29	20	52	8	18	0	2	200

UALR (16-10, 8-7)	FG-A	3G-A	FT-A	OR-DR-TR	PF	Pts.	A	TO	B	S	Min.
00 Edwards, Shane*	5-11	0-1	0-2	4-6-10	3	10	2	0	0	1	29
21 Fowler, John*	3-5	0-0	2-4	4-2-6	1	8	2	2	0	3	25
32 Smith, Mike*	5-9	0-0	2-4	2-7-9	2	12	0	1	2	0	28
3 Moore, Steven*	3-8	1-3	1-3	1-3-4	1	8	8	0	0	2	26
15 Patterson, B.*	5-6	0-1	0-0	0-0-0	2	10	3	2	0	1	27
1 Eggins, De'Andre	1-3	0-1	1-2	0-1-1	2	3	1	0	1	0	11
2 Stewart, Kelson	2-2	0-0	0-0	0-0-0	0	4	0	0	0	0	3
5 Jackson, L.	0-0	0-0	0-0	0-1-1	0	0	0	0	0	0	1
10 Akins, Terrance	2-6	1-4	2-2	0-3-3	1	7	4	0	0	1	14
13 Moss, Rashad	3-3	0-0	0-0	0-0-0	2	6	0	0	0	0	8
20 Mouzy, Matt	3-5	2-4	0-0	0-2-2	0	8	0	1	0	0	14
23 Malone, L.	0-0	0-0	0-0	0-0-0	1	0	0	0	0	0	3
33 Bails, Derrick	3-5	0-0	0-0	0-3-3	1	6	0	2	0	0	11
TEAM				0-0-0							
TOTALS	35-63	4-14	8-17	11-28-39	16	82	20	8	3	8	200

	1st	2nd	OT	2OT	Tot	FG%	3FG%	FT%	DBR
Arkansas State	23	29			52	.373	.278	.692	0,5
UALR	38	44			82	.556	.286	.471	0

Officials: Doug Shows, Duke Edsall, Mike Litzelfelner Tech. Fouls: None

Arkansas State Combined Team Statistics (as of Feb 21, 2008)
All games

RECORD:	OVERALL	HOME	AWAY	NEUTRAL
ALL GAMES.....	(9-18)	(8-6)	(1-12)	(0-0)
CONFERENCE.....	(4-12)	(3-5)	(1-7)	(0-0)
NON-CONFERENCE.....	(5-6)	(5-1)	(0-5)	(0-0)

## Player	GP-GS	Min--Avg	---TOTAL---		---3-PTS---		FT-FTA	Pct	---REBOUNDS---				PF	FO	A	TO	Blk	Stl	Pts	Avg
			FG-FGA	Pct	3FG-FGA	Pct			Off	Def	Tot	Avg								
2 Banks, Adrian.....	18-12	528 29.3	107-228	.469	38-93	.409	68-84	.810	16	49	65	3.6	26	0	26	45	1	25	320	17.8
10 Wedel, Ryan.....	27-24	860 31.9	132-307	.430	82-205	.400	59-74	.797	9	62	71	2.6	54	0	45	50	4	28	405	15.0
24 Chia-Kur, Yima.....	27-27	726 26.9	112-265	.423	23-57	.404	56-78	.718	37	62	99	3.7	62	0	19	53	3	11	303	11.2
11 Morgan, Shawn.....	26-22	745 28.7	93-178	.522	0-1	.000	55-96	.573	85	93	178	6.8	74	0	68	55	11	49	241	9.3
15 Gant, Kewain.....	27-23	612 22.7	83-151	.550	0-0	.000	6-11	.545	37	87	124	4.6	60	1	37	39	29	9	172	6.4
33 Lance, Mike.....	27-0	341 12.6	47-101	.465	18-44	.409	19-22	.864	16	23	39	1.4	39	0	18	31	2	14	131	4.9
22 Koggu, Ifeayni.....	27-22	595 22.0	34-94	.362	4-12	.333	27-33	.818	13	39	52	1.9	44	0	78	25	2	16	99	3.7
5 Thomas, Jeremy.....	13-0	162 12.5	15-26	.577	0-0	.000	9-19	.474	12	14	26	2.0	16	1	10	6	4	7	39	3.0
34 Keaton, P.J.....	26-1	271 10.4	26-65	.400	16-42	.381	10-12	.833	1	12	13	0.5	23	1	17	19	2	9	78	3.0
20 Handy, Larry.....	12-0	65 5.4	11-15	.733	0-0	.000	3-4	.750	6	6	12	1.0	8	0	1	5	1	1	25	2.1
1 Farmer, Ashton.....	27-4	323 12.0	17-46	.370	0-2	.000	17-30	.567	23	42	65	2.4	55	0	7	26	2	8	51	1.9
13 Nutt, Logan.....	23-0	197 8.6	13-30	.433	4-14	.286	9-11	.818	4	10	14	0.6	12	0	27	18	0	2	39	1.7
TEAM.....									39	54	93	3.4	0		5					
Total.....	27	5425	690-1506	.458	185-470	.394	338-474	.713	298	553	851	31.5	473	3	353	377	61	179	1903	70.5
Opponents.....	27	5425	677-1429	.474	219-549	.399	381-546	.698	282	591	873	32.3	471	-	304	403	77	176	1954	72.4

TEAM STATISTICS	ASU	OPP	DATE	OPPONENT	W/L	SCORE	ATTEND
SCORING.....	1903	1954	11/14/07	UTAH VALLEY STATE	L	63-67	2940
Points per game.....	70.5	72.4	11/16/07	at Tulsa	L	59-75	4842
Scoring margin.....	-1.9	-	11/20/07	at Memphis	L	63-84	16741
FIELD GOALS-ATT.....	690-1506	677-1429	11/24/07	EASTERN ILLINOIS	W	74-60	2606
Field goal pct.....	.458	.474	11-26-07	at Murray State	L	67-81	2715
3 POINT FG-ATT.....	185-470	219-549	11/29/07	UT MARTIN	W	71-69	2833
3-point FG pct.....	.394	.399	12/3/07	at Northwestern	L	68-88	3297
3-pt FG made per game..	6.9	8.1	12/8/07	CENTRAL BAPTIST	W	101-49	2595
FREE THROWS-ATT.....	338-474	381-546	12/16/07	BALL STATE	W	57-47	2550
Free throw pct.....	.713	.698	*12/20/07	FLORIDA ATLANTIC	W	79-77	2662
REBOUNDS.....	851	873	*12/22/07	at New Orleans	L	78-84	594
Rebounds per game.....	31.5	32.3	12/30/07	MACMURRAY	W	92-43	3041
Rebounding margin.....	-0.8	-	*01/03/08	at Louisiana-Lafayette	L	63-73	3871
ASSISTS.....	353	304	*1/5/08	UALR	W	77-62	4126
Assists per game.....	13.1	11.3	*1/10/08	NORTH TEXAS	L	63-74	3097
TURNOVERS.....	377	403	*01/12/08	at ULM	W	89-82	1532
Turnovers per game.....	14.0	14.9	*01-17-08	at Denver	L	52-59	1168
Turnover margin.....	+1.0	-	*1/19/08	TROY	L	80-89	3590
Assist/turnover ratio..	0.9	0.8	*1/24/08	FLORIDA INTERNATIONAL	W	68-59	2971
STEALS.....	179	176	*01/27/08	at WKU	L	68-77	6109
Steals per game.....	6.6	6.5	01/30/08	at Utah Valley	L	57-72	1045
BLOCKS.....	61	77	*2/4/08	MIDDLE TENNESSEE	LOT	86-89	2865
Blocks per game.....	2.3	2.9	*02/07/08	at SOUTH ALABAMA	L	58-81	5797
WINNING STREAK.....	0	-	*2/08/08	at Florida Atlantic	L	81-87	817
Home win streak.....	0	-	*2/14/08	UNO	L	78-79	2718
ATTENDANCE.....	41455	53556	*2/16/08	ULL	L	59-65	2861
Home games-Avg/Game...	14-2961	13-4120	*2/21/08	at UALR	L	52-82	5028
Neutral site-Avg/Game..	-	0-0					

SCORE BY PERIODS:	1st	2nd	OT	Total
Arkansas State.....	872	1020	11	- 1903
Opponents.....	934	1006	14	- 1954

Arkansas State Season Box Score (as of Feb 21, 2008)
All games

RECORD:	OVERALL	HOME	AWAY	NEUTRAL
ALL GAMES.....	(9-18)	(8-6)	(1-12)	(0-0)
CONFERENCE.....	(4-12)	(3-5)	(1-7)	(0-0)
NON-CONFERENCE.....	(5-6)	(5-1)	(0-5)	(0-0)

##	Player	GP-GS	Min--Avg	---TOTAL---		---3-PTS---		FT-FTA	Pct	----REBOUNDS----				PF	FO	A	TO	Blk	Stl	Pts	Avg
				FG-FGA	Pct	3FG-FGA	Pct			Off	Def	Tot	Avg								
2	Banks, Adrian.....	18-12	528 29.3	107-228	.469	38-93	.409	68-84	.810	16	49	65	3.6	26	0	26	45	1	25	320	17.8
	Conference-Only..	12-6	335 27.9	59-129	.457	22-56	.393	50-62	.806	9	31	40	3.3	18	0	18	28	1	16	190	15.8
10	Wedel, Ryan.....	27-24	860 31.9	132-307	.430	82-205	.400	59-74	.797	9	62	71	2.6	54	0	45	50	4	28	405	15.0
	Conference-Only..	16-13	526 32.9	82-192	.427	50-124	.403	40-52	.769	6	36	42	2.6	31	0	29	29	2	15	254	15.9
24	Chia-Kur, Yima.....	27-27	726 26.9	112-265	.423	23-57	.404	56-78	.718	37	62	99	3.7	62	0	19	53	3	11	303	11.2
	Conference-Only..	16-16	448 28.0	66-158	.418	18-39	.462	33-46	.717	20	35	55	3.4	40	0	11	34	2	5	183	11.4
11	Morgan, Shawn.....	26-22	745 28.7	93-178	.522	0-1	.000	55-96	.573	85	93	178	6.8	74	0	68	55	11	49	241	9.3
	Conference-Only..	16-14	453 30.2	60-106	.566	0-1	.000	37-67	.552	47	59	106	7.1	50	0	41	35	5	26	157	10.5
15	Gant, Kewain.....	27-23	612 22.7	83-151	.550	0-0	.000	6-11	.545	37	87	124	4.6	60	1	37	39	29	9	172	6.4
	Conference-Only..	16-16	449 28.1	67-113	.593	0-0	.000	4-7	.571	23	64	87	5.4	43	1	26	25	22	4	138	8.6
33	Lance, Mike.....	27-0	341 12.6	47-101	.465	18-44	.409	19-22	.864	16	23	39	1.4	39	0	18	31	2	14	131	4.9
	Conference-Only..	16-0	171 10.7	20-42	.476	9-17	.529	8-9	.889	8	9	17	1.1	22	0	9	13	1	3	57	3.6
22	Koggu, Ifeayni.....	27-22	595 22.0	34-94	.362	4-12	.333	27-33	.818	13	39	52	1.9	44	0	78	25	2	16	99	3.7
	Conference-Only..	16-14	334 20.9	18-56	.321	2-6	.333	15-17	.882	6	15	21	1.3	25	0	36	12	1	7	53	3.3
34	Keaton, P.J.....	26-1	271 10.4	26-65	.400	16-42	.381	10-12	.833	1	12	13	0.5	23	1	17	19	2	9	78	3.0
	Conference-Only..	16-1	178 11.1	19-43	.442	12-27	.444	4-4	1.000	1	8	9	0.6	15	1	10	11	2	8	54	3.4
5	Thomas, Jeremy.....	13-0	162 12.5	15-26	.577	0-0	.000	9-19	.474	12	14	26	2.0	16	1	10	6	4	7	39	3.0
	Conference-Only..	4-0	33 8.3	1-1	1.000	0-0	.000	0-1	.000	1	0	1	0.3	4	0	2	1	0	1	2	0.5
20	Handy, Larry.....	12-0	65 5.4	11-15	.733	0-0	.000	3-4	.750	6	6	12	1.0	8	0	1	5	1	1	25	2.1
	Conference-Only..	6-0	40 6.7	8-11	.727	0-0	.000	0-0	.000	3	3	6	1.0	6	0	1	3	0	1	16	2.7
1	Farmer, Ashton.....	27-4	323 12.0	17-46	.370	0-2	.000	17-30	.567	23	42	65	2.4	55	0	7	26	2	8	51	1.9
	Conference-Only..	16-0	157 9.8	7-22	.318	0-1	.000	6-11	.545	17	18	35	2.2	28	0	3	17	1	5	20	1.3
13	Nutt, Logan.....	23-0	197 8.6	13-30	.433	4-14	.286	9-11	.818	4	10	14	0.6	12	0	27	18	0	2	39	1.7
	Conference-Only..	14-0	101 7.2	2-8	.250	1-6	.167	2-2	1.000	1	2	3	0.2	8	0	13	9	0	0	7	0.5
	TEAM.....									39	54	93	3.4	0			5				
	Conference-Only..									21	34	55	3.4	0			3				
Total.....		27	5425	690-1506	.458	185-470	.394	338-474	.713	298	553	851	31.5	473	3	353	377	61	179	1903	70.5
Conference-Only..		16	3225	409-881	.464	114-277	.412	199-278	.716	163	314	477	29.8	290	2	199	220	37	91	1131	70.7
Opponents.....		27	5425	677-1429	.474	219-549	.399	381-546	.698	282	591	873	32.3	471	-	304	403	77	176	1954	72.4
Conference-Only..		16	3225	420-864	.486	126-300	.420	253-359	.705	187	356	543	33.9	276	2	176	227	44	104	1219	76.2

SCORE BY PERIODS:	1st	2nd	OT	Total
Arkansas State.....	872	1020	11	- 1903
Opponents.....	934	1006	14	- 1954

DEADBALL REBOUNDS:	OFF	DEF	TOTAL
Arkansas State.....	63	8	71
Opponents.....	72	3	75

Arkansas State Team Game-by-Game (as of Feb 21, 2008)
All games

TEAM STATISTICS

Opponent	Date	Score	W/L	---TOTAL---		--3-PTRS--		FT-FTA		----REBOUNDS----				PF	A	TO	Blk	Stl	Pts---Avg	
				FG-FGA	Pct	3FG-FGA	Pct	Pct	Pct	Off	Def	Tot	Avg							
UTAH VALLEY STATE	11/14/07	63-67	L	25-72	.347	9-24	.375	4-6	.667	16	17	33	33.0	16	15	8	2	8	63	63.0
at Tulsa	11/16/07	59-75	L	22-62	.355	4-18	.222	11-16	.688	14	13	27	30.0	22	12	14	0	13	59	61.0
at Memphis	11/20/07	63-84	L	23-49	.469	5-17	.294	12-17	.706	7	18	25	28.3	16	12	18	2	3	63	61.7
EASTERN ILLINOIS	11/24/07	74-60	W	24-48	.500	9-17	.529	17-21	.810	5	18	23	27.0	13	11	11	1	9	74	64.8
at Murray State	11-26-07	67-81	L	22-48	.458	8-14	.571	15-24	.625	10	19	29	27.4	21	10	16	1	3	67	65.2
UT MARTIN	11/29/07	71-69	W	30-68	.441	3-15	.200	8-9	.889	10	30	40	29.5	15	17	14	8	8	71	66.2
at Northwestern	12/3/07	68-88	L	24-44	.545	7-16	.438	13-19	.684	10	18	28	29.3	21	16	19	0	7	68	66.4
CENTRAL BAPTIST	12/8/07	101-49	W	38-64	.594	7-20	.350	18-27	.667	17	34	51	32.0	18	22	15	4	10	101	70.8
BALL STATE	12/16/07	57-47	W	17-41	.415	6-13	.462	17-22	.773	11	23	34	32.2	15	9	20	1	9	57	69.2
FLORIDA ATLANTIC	12/20/07	79-77	W	26-51	.510	12-22	.545	15-22	.682	7	18	25	31.5	15	12	9	1	5	79	70.2
at New Orleans	12/22/07	78-84	L	32-55	.582	8-20	.400	6-7	.857	8	21	29	31.3	16	13	15	0	2	78	70.9
MACMURRAY	12/30/07	92-43	W	34-76	.447	8-23	.348	16-22	.727	23	29	52	33.0	11	18	10	2	15	92	72.7
at Louisiana-Lafayett	01/03/08	63-73	L	24-47	.511	3-8	.375	12-17	.706	6	20	26	32.5	20	9	19	4	5	63	71.9
UALR	1/5/08	77-62	W	27-47	.574	5-13	.385	18-26	.692	6	22	28	32.1	20	15	18	4	11	77	72.3
NORTH TEXAS	1/10/08	63-74	L	24-55	.436	6-16	.375	9-12	.750	9	20	29	31.9	21	11	13	7	3	63	71.7
at ULM	01/12/08	89-82	W	31-61	.508	10-19	.526	17-25	.680	12	26	38	32.3	20	20	8	4	3	89	72.8
at Denver	01-17-08	52-59	L	19-53	.358	2-13	.154	12-15	.800	16	17	33	32.4	16	10	10	5	8	52	71.5
TROY	1/19/08	80-89	L	28-61	.459	12-29	.414	12-15	.800	13	23	36	32.6	15	15	15	1	4	80	72.0
FLORIDA INTERNATIONAL	1/24/08	68-59	W	23-50	.460	7-10	.700	15-25	.600	10	20	30	32.4	18	11	16	1	9	68	71.8
at WKU	01/27/08	68-77	L	27-53	.509	7-14	.500	7-9	.778	7	17	24	32.0	21	15	16	0	5	68	71.6
at Utah Valley	01/30/08	57-72	L	22-53	.415	5-16	.313	8-13	.615	12	20	32	32.0	15	12	12	3	3	57	70.9
MIDDLE TENNESSEE	2/4/08	86-89	Lot	27-61	.443	7-16	.438	25-31	.806	12	17	29	31.9	15	14	7	4	6	86	71.6
at SOUTH ALABAMA	02/07/08	58-81	L	21-58	.362	6-21	.286	10-14	.714	11	17	28	31.7	14	12	15	0	7	58	71.0
at Florida Atlantic	2/08/08	81-87	L	29-61	.475	10-22	.455	13-17	.765	10	18	28	31.5	24	14	13	2	10	81	71.4
UNO	2/14/08	78-79	L	32-63	.508	8-19	.421	6-7	.857	12	15	27	31.4	17	10	14	1	5	78	71.7
ULL	2/16/08	59-65	L	20-54	.370	6-17	.353	13-23	.565	16	22	38	31.6	18	10	14	3	6	59	71.2
at UALR	2/21/08	52-82	L	19-51	.373	5-18	.278	9-13	.692	8	21	29	31.5	20	8	18	0	2	52	70.5
Arkansas State		1903		690-1506	.458	185-470	.394	338-474	.713	298	553	851	31.5	473	353	377	61	179	1903	70.5
Opponents		1954		677-1429	.474	219-549	.399	381-546	.698	282	591	873	32.3	471	304	403	77	176	1954	72.4

Games played: 27
Points/game: 70.5
FG Pct: 45.8
3FG Pct: 39.4
FT Pct: 71.3

Rebounds/game: 31.5
Assists/game: 13.1
Turnovers/game: 14.0
Assist/turnover ratio: 0.9
Steals/game: 6.6
Blocks/game: 2.3

Arkansas State Team Game-by-Game Comparison (as of Feb 21, 2008)

All games

Opponent	1st	2nd	Score	Mar	Total FG	FG Pct	3-Pointers	3FG Pct	Free Throws	FT Pct	Rebounds	Assist	TOver	Block	Steal	Fouls	
UTAH VALLEY STATE.....	25/24	38/43	63-67	(4)	25-72/24-47	.347/.511	9-24/ 8-18	.375/.444	4-6 / 11-12	.667/.917	33/37	(4)	15/7	8/20	2/11	8/3	16/13
Tulsa.....	22/32	37/43	59-75	(16)	22-62/24-49	.355/.490	4-18/ 5-19	.222/.263	11-16/22-29	.688/.759	27/43	(16)	12/17	14/22	0/5	13/7	22/21
Memphis.....	25/43	38/41	63-84	(21)	23-49/33-60	.469/.550	5-17/13-30	.294/.433	12-17/ 5-9	.706/.556	25/28	(3)	12/23	18/13	2/4	3/7	16/17
EASTERN ILLINOIS.....	47/22	27/38	74-60	+14	24-48/23-50	.500/.460	9-17/ 4-11	.529/.364	17-21/10-17	.810/.588	23/34	(11)	11/6	11/18	1/1	9/5	13/19
Murray State.....	22/40	45/41	67-81	(14)	22-48/27-50	.458/.540	8-14/ 9-22	.571/.409	15-24/18-21	.625/.857	29/25	+4	10/17	16/12	1/4	3/9	21/22
UT MARTIN.....	38/35	33/34	71-69	+2	30-68/25-69	.441/.362	3-15/10-29	.200/.345	8-9 / 9-11	.889/.818	40/42	(2)	17/4	14/15	8/0	8/5	15/12
Northwestern.....	34/34	34/54	68-88	(20)	24-44/29-43	.545/.674	7-16/15-24	.438/.625	13-19/15-26	.684/.577	28/15	+13	16/23	19/13	0/2	7/7	21/19
CENTRAL BAPTIST.....	54/21	47/28	101-49	+52	38-64/17-51	.594/.333	7-20/ 7-26	.350/.269	18-27/ 8-14	.667/.571	51/17	+34	22/2	15/19	4/1	10/9	18/23
BALL STATE.....	32/25	25/22	57-47	+10	17-41/15-40	.415/.375	6-13/ 6-17	.462/.353	17-22/11-18	.773/.611	34/23	+11	9/7	20/15	1/2	9/10	15/18
FLORIDA ATLANTIC.....	40/37	39/40	79-77	+2	26-51/26-48	.510/.542	12-22/13-24	.545/.542	15-22/12-18	.682/.667	25/30	(5)	12/17	9/13	1/3	5/3	15/17
New Orleans.....	35/47	43/37	78-84	(6)	32-55/30-56	.582/.536	8-20/10-20	.400/.500	6-7 / 14-17	.857/.824	29/23	+6	13/18	15/9	0/3	2/7	16/12
MACMURRAY.....	49/19	43/24	92-43	+49	34-76/16-52	.447/.308	8-23/ 7-28	.348/.250	16-22/ 4-12	.727/.333	52/33	+19	18/6	10/23	2/0	15/4	11/17
Louisiana-Lafayette.....	32/36	31/37	63-73	(10)	24-47/27-59	.511/.458	3-8 / 9-23	.375/.391	12-17/10-15	.706/.667	26/35	(9)	9/12	19/16	4/1	5/5	20/16
UALR.....	29/30	48/32	77-62	+15	27-47/21-61	.574/.344	5-13/ 3-16	.385/.188	18-26/17-26	.692/.654	28/42	(14)	15/3	18/18	4/1	11/9	20/20
NORTH TEXAS.....	24/32	39/42	63-74	(11)	24-55/24-57	.436/.421	6-16/ 6-11	.375/.545	9-12/20-30	.750/.667	29/41	(12)	11/11	13/17	7/8	3/4	21/19
ULM.....	41/41	48/41	89-82	+7	31-61/26-55	.508/.473	10-19/11-29	.526/.379	17-25/19-27	.680/.704	38/32	+6	20/17	8/10	4/3	3/5	20/22
Denver.....	23/35	29/24	52-59	(7)	19-53/19-41	.358/.463	2-13/ 8-17	.154/.471	12-15/13-17	.800/.765	33/27	+6	10/13	10/15	5/5	8/4	16/15
TROY.....	34/40	46/49	80-89	(9)	28-61/27-62	.459/.435	12-29/12-31	.414/.387	12-15/23-24	.800/.958	36/35	+1	15/6	15/11	1/4	4/9	15/15
FLORIDA INTERNATIONAL.....	28/27	40/32	68-59	+9	23-50/17-46	.460/.370	7-10/ 2-7	.700/.286	15-25/23-27	.600/.852	30/35	(5)	11/1	16/21	1/2	9/7	18/22
WKU.....	27/42	41/35	68-77	(9)	27-53/26-49	.509/.531	7-14/ 8-21	.500/.381	7-9 / 17-24	.778/.708	24/30	(6)	15/10	16/13	0/1	5/2	21/12
Utah Valley.....	23/40	34/32	57-72	(15)	22-53/24-54	.415/.444	5-16/ 9-25	.313/.360	8-13/15-18	.615/.833	32/33	(1)	12/16	12/6	3/3	3/6	15/14
MIDDLE TENNESSEE.....	36/39	39/36	86-89	(3)	27-61/34-56	.443/.607	7-16/10-16	.438/.625	25-31/11-18	.806/.611	29/33	(4)	14/6	7/12	4/2	6/3	15/20
SOUTH ALABAMA.....	33/39	25/42	58-81	(23)	21-58/29-58	.362/.500	6-21/10-24	.286/.417	10-14/13-20	.714/.650	28/40	(12)	12/18	15/13	0/0	7/11	14/12
Florida Atlantic.....	32/42	49/45	81-87	(6)	29-61/28-51	.475/.549	10-22/ 8-14	.455/.571	13-17/23-32	.765/.719	28/35	(7)	14/14	13/19	2/4	10/8	24/20
UNO.....	37/41	41/38	78-79	(1)	32-63/28-53	.508/.528	8-19/ 7-21	.421/.333	6-7 / 16-22	.857/.727	27/31	(4)	10/7	14/17	1/2	5/8	17/14
ULL.....	27/33	32/32	59-65	(6)	20-54/23-49	.370/.469	6-17/ 5-12	.353/.417	13-23/14-25	.565/.560	38/35	+3	10/3	14/15	3/2	6/11	18/24
UALR.....	23/38	29/44	52-82	(30)	19-51/35-63	.373/.556	5-18/ 4-14	.278/.286	9-13/ 8-17	.692/.471	29/39	(10)	8/20	18/8	0/3	2/8	20/16

Note: Game totals are displayed in the format TEAM/OPPONENT for each category

Arkansas State Game-by-Game Highs (as of Feb 21, 2008)
All games

Opponent	Date	Score	WL	POINTS	REBOUNDS	ASSISTS	STEALS	BLOCKED SHOTS
UTAH VALLEY STATE	11/14/07	63-67	L	25-Banks, Adrian	6-Morgan, Shawn	7-Morgan, Shawn	3-Morgan, Shawn	1-Gant, Kewain Morgan, Shawn
at Tulsa	11/16/07	59-75	L	16-Wedel, Ryan	7-Banks, Adrian	4-Wedel, Ryan	5-Morgan, Shawn	None
at Memphis	11/20/07	63-84	L	32-BANKS, Adrian	6-BANKS, Adrian	3-Morgan, Shawn Wedel, Ryan	1-Morgan, Shawn THOMAS, Jerem Gant, Kewain	1-Morgan, Shawn THOMAS, Jerem
EASTERN ILLINOIS	11/24/07	74-60	W	22-Banks, Adrian	4-Banks, Adrian	3-Koggu, Ifeayn	3-Morgan, Shawn	1-Thomas, Jerem
at Murray State	11-26-07	67-81	L	18-Banks, Adrian	5-Morgan, Shawn Chia-Kur, Yim	3-Koggu, Ifeayn	1-Chia-Kur, Yim Banks, Adrian Wedel, Ryan	1-Gant, Kewain
UT MARTIN	11/29/07	71-69	W	22-Banks, Adrian	11-Morgan, Shawn	5-Morgan, Shawn	4-Wedel, Ryan	3-Gant, Kewain
at Northwestern	12/3/07	68-88	L	23-Wedel, Ryan	6-Morgan, Shawn	4-Koggu, Ifeayn	2-Morgan, Shawn	None
CENTRAL BAPTIST	12/8/07	101-49	W	17-Chia-Kur, Yim	6-Morgan, Shawn Thomas, Jerem Nutt, Logan Gant, Kewain	5-Koggu, Ifeayn Thomas, Jerem Nutt, Logan	2-Chia-Kur, Yim Thomas, Jerem Thomas, Jerem	1-Thomas, Jerem Koggu, Ifeayn Handy, Larry Morgan, Shawn
BALL STATE	12/16/07	57-47	W	13-Wedel, Ryan	9-Morgan, Shawn	6-Koggu, Ifeayn	4-Morgan, Shawn	1-Morgan, Shawn
FLORIDA ATLANTIC	12/20/07	79-77	W	30-Wedel, Ryan	8-Morgan, Shawn	4-Gant, Kewain	3-Morgan, Shawn	1-Gant, Kewain
at New Orleans	12/22/07	78-84	L	15-Keaton, P.J.	11-Gant, Kewain	3-Morgan, Shawn Gant, Kewain	1-Morgan, Shawn Gant, Kewain	None
MACMURRAY	12/30/07	92-43	W	20-Wedel, Ryan	9-Morgan, Shawn	7-Koggu, Ifeayn	4-Koggu, Ifeayn Lance, Mike	1-Wedel, Ryan Thomas, Jerem
at Louisiana-Lafayette	01/03/08	63-73	L	20-Banks, Adrian	5-Farmer, Ashto Chia-Kur, Yim	3-Koggu, Ifeayn	2-Banks, Adrian	3-Gant, Kewain
UALR	1/5/08	77-62	W	20-Wedel, Ryan	8-Morgan, Shawn	6-Morgan, Shawn	4-Morgan, Shawn	3-Gant, Kewain Banks, Adrian
NORTH TEXAS	1/10/08	63-74	L	17-Wedel, Ryan	7-Banks, Adrian	6-Banks, Adrian	1-Morgan, Shawn Keaton, P.J. Banks, Adrian	4-Gant, Kewain
at ULM	01/12/08	89-82	W	29-Banks, Adrian	8-Banks, Adrian	4-Gant, Kewain	2-Banks, Adrian	2-Gant, Kewain
at Denver	01-17-08	52-59	L	14-Banks, Adrian	11-Morgan, Shawn	4-Morgan, Shawn	4-Banks, Adrian	2-Morgan, Shawn Gant, Kewain
TROY	1/19/08	80-89	L	18-Wedel, Ryan Banks, Adrian	9-Farmer, Ashto Gant, Kewain	6-Koggu, Ifeayn	2-Wedel, Ryan	1-Gant, Kewain
FLORIDA INTERNATIONAL	1/24/08	68-59	W	18-Wedel, Ryan	9-Gant, Kewain	4-Morgan, Shawn	3-Farmer, Ashto	1-Gant, Kewain
at WKU	01/27/08	68-77	L	23-Wedel, Ryan	6-Lance, Mike	6-Wedel, Ryan	2-Koggu, Ifeayn Morgan, Shawn	None
at Utah Valley	01/30/08	57-72	L	14-Chia-Kur, Yim	11-Morgan, Shawn	4-Koggu, Ifeayn	1-Koggu, Ifeayn Wedel, Ryan Lance, Mike	2-Gant, Kewain
MIDDLE TENNESSEE	2/4/08	86-89	OL	27-Banks, Adrian	7-Morgan, Shawn	4-Koggu, Ifeayn	2-Morgan, Shawn	3-Gant, Kewain
at SOUTH ALABAMA	02/07/08	58-81	L	22-Banks, Adrian	7-Morgan, Shawn	2-Chia-Kur, Yim Wedel, Ryan Koggu, Ifeayn Morgan, Shawn	2-Wedel, Ryan	None
at Florida Atlantic	2/08/08	81-87	L	23-Wedel, Ryan	8-Morgan, Shawn	4-Morgan, Shawn	4-Morgan, Shawn	1-Chia-Kur, Yim Morgan, Shawn
UNO	2/14/08	78-79	L	18-Chia-Kur, Yim	8-Morgan, Shawn	3-Nutt, Logan	2-Morgan, Shawn	1-Lance, Mike
ULL	2/16/08	59-65	L	16-Gant, Kewain	13-Morgan, Shawn	3-Nutt, Logan	1-Gant, Kewain Keaton, P.J. Lance, Mike	2-Gant, Kewain

Arkansas State Game-by-Game Highs (as of Feb 21, 2008)

All games

Opponent	Date	Score	WL	POINTS	REBOUNDS	ASSISTS	STEALS	BLOCKED SHOTS

							Morgan, Shawn	
							Farmer, Ashto	
							Wedel, Ryan	
at UALR	2/21/08	52-82	L	14-Banks, Adrian	9-Morgan, Shawn	2-Morgan, Shawn	2-Morgan, Shawn	None
						Koggu, Ifeayn		
						Gant, Kewain		

Arkansas State Game-by-Game Points-Rebounds-Assists (as of Feb 21, 2008)
All games

Opponent	Date	Score	WL	01	02	05	10	11	13	15	20	22
				FARMER,AS	BANKS,ADR	THOMAS,JE	WEDEL,RYA	MORGAN,SH	NUTT,LOGA	GANT,KEWA	HANDY,LAR	KOGGU,IFE
UTAH VALLEY STATE	11/14/07	63-67	L	0- 0- 0	25- 3- 0	0- 3- 1	17- 5- 0	4- 6- 7	DNP	4- 3- 0	DNP	2- 1- 6
at Tulsa	11/16/07	59-75	L	4- 1- 2	11- 7- 1	7- 3- 0	16- 2- 4	10- 5- 2	DNP	0- 1- 0	4- 1- 0	2- 2- 2
at Memphis	11/20/07	63-84	L	5- 5- 0	32- 6- 2	3- 1- 0	8- 3- 3	0- 2- 3	0- 0- 0	6- 1- 2	0- 0- 0	3- 1- 1
EASTERN ILLINOIS	11/24/07	74-60	W	4- 1- 0	22- 4- 1	2- 3- 0	18- 1- 2	9- 2- 1	0- 0- 2	0- 1- 2	0- 0- 0	2- 1- 3
at Murray State	11-26-07	67-81	L	7- 2- 0	18- 2- 1	1- 2- 0	11- 3- 2	4- 5- 0	0- 0- 2	1- 2- 1	DNP	8- 4- 3
UT MARTIN	11/29/07	71-69	W	0- 3- 1	22- 3- 3	DNP	7- 4- 3	12-11- 5	0- 0- 0	2- 5- 1	DNP	6- 2- 1
at Northwestern	12/3/07	68-88	L	0- 3- 0	DNP	0- 0- 0	23- 3- 1	10- 6- 3	7- 1- 2	0- 4- 2	0- 1- 0	1- 2- 4
CENTRAL BAPTIST	12/8/07	101-49	W	6- 5- 0	DNP	13- 6- 5	13- 2- 1	11- 6- 1	8- 6- 5	6- 6- 1	3- 3- 0	9- 3- 5
BALL STATE	12/16/07	57-47	W	2- 6- 0	DNP	0- 2- 1	13- 1- 0	8- 9- 2	9- 1- 0	5- 4- 0	DNP	2- 7- 6
FLORIDA ATLANTIC	12/20/07	79-77	W	0- 1- 0	DNP	0- 0- 0	30- 2- 1	14- 8- 2	2- 0- 1	0- 7- 4	DNP	5- 0- 2
at New Orleans	12/22/07	78-84	L	4- 1- 0	DNP	0- 0- 0	8- 4- 2	13- 7- 3	0- 0- 2	14-11- 3	2- 0- 0	14- 3- 2
MACMURRAY	12/30/07	92-43	W	3- 3- 1	DNP	11- 5- 1	20- 2- 0	6- 9- 1	6- 2- 3	4- 6- 0	DNP	8- 8- 7
at Louisiana-Lafayette	01/03/08	63-73	L	2- 5- 1	20- 3- 1	DNP	15- 3- 1	5- 4- 2	0- 0- 0	4- 2- 0	DNP	2- 1- 3
UALR	1/5/08	77-62	W	0- 0- 0	16- 3- 1	2- 1- 2	20- 2- 2	9- 8- 6	2- 0- 0	16- 4- 1	0- 0- 0	0- 2- 1
NORTH TEXAS	1/10/08	63-74	L	0- 0- 0	11- 7- 6	0- 0- 0	17- 4- 0	6- 3- 0	0- 0- 1	2- 1- 1	DNP	2- 1- 1
at ULM	01/12/08	89-82	W	2- 3- 1	29- 8- 2	DNP	11- 1- 3	19- 7- 3	0- 0- 0	6- 6- 4	DNP	10- 2- 3
at Denver	01-17-08	52-59	L	0- 1- 0	14- 5- 1	DNP	11- 2- 2	9-11- 4	DNP	8- 4- 1	DNP	0- 1- 1
TROY	1/19/08	80-89	L	4- 9- 0	18- 2- 2	DNP	18- 3- 2	DNP	0- 2- 1	12- 9- 0	0- 0- 0	0- 1- 6
FLORIDA INTERNATIONAL	1/24/08	68-59	W	2- 4- 1	0- 1- 0	DNP	18- 3- 0	10- 1- 4	0- 0- 0	6- 9- 2	DNP	6- 3- 3
at WKU	01/27/08	68-77	L	2- 2- 0	DNP	DNP	23- 5- 6	6- 5- 4	DNP	16- 3- 2	DNP	4- 1- 2
at Utah Valley	01/30/08	57-72	L	0- 1- 0	DNP	DNP	5- 3- 0	10-11- 2	2- 1- 0	6- 4- 2	2- 1- 0	3- 0- 4
MIDDLE TENNESSEE	2/4/08	86-89	OL	3- 2- 0	27- 2- 1	DNP	15- 3- 3	11- 7- 2	0- 0- 0	8- 4- 3	DNP	2- 2- 4
at SOUTH ALABAMA	02/07/08	58-81	L	0- 3- 0	22- 5- 0	DNP	7- 4- 2	11- 7- 2	0- 0- 1	2- 2- 1	DNP	2- 0- 2
at Florida Atlantic	2/08/08	81-87	L	0- 0- 0	10- 1- 3	DNP	23- 1- 2	13- 8- 4	0- 1- 1	12- 6- 0	8- 4- 0	0- 1- 3
UNO	2/14/08	78-79	L	0- 0- 0	9- 1- 0	DNP	17- 1- 2	9- 8- 1	0- 0- 3	8- 5- 1	6- 2- 1	2- 0- 0
ULL	2/16/08	59-65	L	1- 2- 0	DNP	DNP	11- 3- 1	12-13- 2	0- 0- 3	16- 8- 1	DNP	4- 1- 1
at UALR	2/21/08	52-82	L	0- 2- 0	14- 2- 1	DNP	10- 1- 0	10- 9- 2	3- 0- 0	8- 6- 2	0- 0- 0	0- 2- 2

Opponent	Date	Score	WL	24	33	34
				CHIA-KUR,	LANCE,MIK	KEATON,PJ
UTAH VALLEY STATE	11/14/07	63-67	L	11- 4- 1	0- 0- 0	0- 0- 0
at Tulsa	11/16/07	59-75	L	2- 1- 1	3- 1- 0	0- 0- 0
at Memphis	11/20/07	63-84	L	2- 3- 0	4- 0- 1	0- 0- 0
EASTERN ILLINOIS	11/24/07	74-60	W	9- 3- 0	6- 1- 0	2- 1- 0
at Murray State	11-26-07	67-81	L	10- 5- 0	5- 2- 0	2- 0- 1
UT MARTIN	11/29/07	71-69	W	11- 3- 2	7- 4- 1	4- 0- 0
at Northwestern	12/3/07	68-88	L	16- 4- 0	8- 2- 1	3- 0- 3
CENTRAL BAPTIST	12/8/07	101-49	W	17- 4- 2	9- 2- 1	6- 2- 1
BALL STATE	12/16/07	57-47	W	11- 2- 0	5- 1- 0	2- 0- 0
FLORIDA ATLANTIC	12/20/07	79-77	W	16- 4- 2	3- 0- 0	9- 0- 0
at New Orleans	12/22/07	78-84	L	6- 2- 1	2- 0- 0	15- 1- 0
MACMURRAY	12/30/07	92-43	W	17- 7- 1	17- 8- 4	DNP
at Louisiana-Lafayette	01/03/08	63-73	L	13- 5- 0	2- 0- 1	0- 0- 0
UALR	1/5/08	77-62	W	12- 5- 2	0- 1- 0	0- 0- 0
NORTH TEXAS	1/10/08	63-74	L	10- 5- 1	9- 2- 0	6- 1- 1
at ULM	01/12/08	89-82	W	9- 4- 1	3- 3- 2	0- 0- 1
at Denver	01-17-08	52-59	L	8- 4- 1	2- 2- 0	0- 0- 0
TROY	1/19/08	80-89	L	14- 6- 0	14- 0- 3	0- 0- 1
FLORIDA INTERNATIONAL	1/24/08	68-59	W	15- 5- 0	8- 0- 1	3- 0- 0
at WKU	01/27/08	68-77	L	3- 0- 0	8- 6- 1	6- 0- 0
at Utah Valley	01/30/08	57-72	L	14- 8- 1	10- 1- 1	5- 1- 2
MIDDLE TENNESSEE	2/4/08	86-89	OL	20- 5- 1	0- 0- 0	0- 0- 0
at SOUTH ALABAMA	02/07/08	58-81	L	14- 2- 2	0- 0- 1	0- 2- 1
at Florida Atlantic	2/08/08	81-87	L	7- 2- 0	0- 0- 0	8- 1- 1
UNO	2/14/08	78-79	L	18- 2- 0	6- 3- 0	3- 0- 2
ULL	2/16/08	59-65	L	11- 2- 0	0- 0- 0	4- 4- 2
at UALR	2/21/08	52-82	L	7- 2- 0	0- 0- 0	0- 0- 1

Arkansas State Team High/Low Analysis (as of Feb 21, 2008)
All games

Arkansas State - TEAM GAME HIGHS

POINTS.....	101	vs Central Baptist (12/8/07)
	92	vs MacMurray (12/30/07)
	89	at ULM (01/12/08)
	86	vs Middle Tennessee (2/4/08)
	81	at Florida Atlantic (2/08/08)
FIELD GOALS MADE.....	38	vs Central Baptist (12/8/07)
	34	vs MacMurray (12/30/07)
FIELD GOAL ATTEMPTS.....	76	vs MacMurray (12/30/07)
	72	vs Utah Valley State (11/14/07)
FIELD GOAL PERCENTAGE.....	.594 (38-64)	vs Central Baptist (12/8/07)
	.582 (32-55)	at New Orleans (12/22/07)
3 PT FIELD GOALS MADE.....	12	vs Troy (1/19/08)
	12	vs Florida Atlantic (12/20/07)
3 PT FG ATTEMPTS.....	29	vs Troy (1/19/08)
	24	vs Utah Valley State (11/14/07)
3 PT FG PERCENTAGE.....	.700 (7-10)	vs Florida International (1/24/08)
	.571 (8-14)	at Murray State (11-26-07)
FREE THROWS MADE.....	25	vs Middle Tennessee (2/4/08)
	18	vs UALR (1/5/08)
	18	vs Central Baptist (12/8/07)
FREE THROW ATTEMPTS.....	31	vs Middle Tennessee (2/4/08)
	27	vs Central Baptist (12/8/07)
FREE THROW PERCENTAGE.....	.889 (8-9)	vs UT Martin (11/29/07)
	.857 (6-7)	vs UNO (2/14/08)
	.857 (6-7)	at New Orleans (12/22/07)
REBOUNDS.....	52	vs MacMurray (12/30/07)
	51	vs Central Baptist (12/8/07)
ASSISTS.....	22	vs Central Baptist (12/8/07)
	20	at ULM (01/12/08)
STEALS.....	15	vs MacMurray (12/30/07)
	13	at Tulsa (11/16/07)
BLOCKED SHOTS.....	8	vs UT Martin (11/29/07)
	7	vs North Texas (1/10/08)
TURNOVERS.....	20	vs Ball State (12/16/07)
	19	at Louisiana-Lafayette (01/03/08)
	19	at Northwestern (12/3/07)
FOULS.....	24	at Florida Atlantic (2/08/08)
	22	at Tulsa (11/16/07)

Arkansas State High/Low Analysis (as of Feb 21, 2008)
All games

Opponent - GAME HIGHS

POINTS.....	89	vs Middle Tennessee (2/4/08)
	89	vs Troy (1/19/08)
	88	at Northwestern (12/3/07)
	87	at Florida Atlantic (2/08/08)
	84	at New Orleans (12/22/07)
	84	at Memphis (11/20/07)
FIELD GOALS MADE.....	35	at UALR (2/21/08)
	34	vs Middle Tennessee (2/4/08)
FIELD GOAL ATTEMPTS.....	69	vs UT Martin (11/29/07)
	63	at UALR (2/21/08)
FIELD GOAL PERCENTAGE.....	.674 (29-43)	at Northwestern (12/3/07)
	.607 (34-56)	vs Middle Tennessee (2/4/08)
3 PT FIELD GOALS MADE.....	15	at Northwestern (12/3/07)
	13	vs Florida Atlantic (12/20/07)
	13	at Memphis (11/20/07)
3 PT FG ATTEMPTS.....	31	vs Troy (1/19/08)
	30	at Memphis (11/20/07)
3 PT FG PERCENTAGE.....	.625 (15-24)	at Northwestern (12/3/07)
	.625 (10-16)	vs Middle Tennessee (2/4/08)
FREE THROWS MADE.....	23	at Florida Atlantic (2/08/08)
	23	vs Florida International (1/24/08)
	23	vs Troy (1/19/08)
FREE THROW ATTEMPTS.....	32	at Florida Atlantic (2/08/08)
	30	vs North Texas (1/10/08)
FREE THROW PERCENTAGE.....	.958 (23-24)	vs Troy (1/19/08)
	.917 (11-12)	vs Utah Valley State (11/14/07)
REBOUNDS.....	43	at Tulsa (11/16/07)
	42	vs UALR (1/5/08)
	42	vs UT Martin (11/29/07)
ASSISTS.....	23	at Northwestern (12/3/07)
	23	at Memphis (11/20/07)
STEALS.....	11	vs ULL (2/16/08)
	11	at SOUTH ALABAMA (02/07/08)
BLOCKED SHOTS.....	11	vs Utah Valley State (11/14/07)
	8	vs North Texas (1/10/08)
TURNOVERS.....	23	vs MacMurray (12/30/07)
	22	at Tulsa (11/16/07)
FOULS.....	24	vs ULL (2/16/08)
	23	vs Central Baptist (12/8/07)

Arkansas State High/Low Analysis (as of Feb 21, 2008)
All games

Arkansas State - GAME LOWS

POINTS.....	52	at Denver (01-17-08)
	52	at UALR (2/21/08)
	57	vs Ball State (12/16/07)
	57	at Utah Valley (01/30/08)
	58	at SOUTH ALABAMA (02/07/08)
FIELD GOALS MADE.....	17	vs Ball State (12/16/07)
	19	at Denver (01-17-08)
	19	at UALR (2/21/08)
FIELD GOAL ATTEMPTS.....	41	vs Ball State (12/16/07)
	44	at Northwestern (12/3/07)
FIELD GOAL PERCENTAGE.....	.347 (25-72)	vs Utah Valley State (11/14/07)
	.355 (22-62)	at Tulsa (11/16/07)
3 PT FIELD GOALS MADE.....	2	at Denver (01-17-08)
	3	vs UT Martin (11/29/07)
	3	at Louisiana-Lafayette (01/03/08)
3 PT FG ATTEMPTS.....	8	at Louisiana-Lafayette (01/03/08)
	10	vs Florida International (1/24/08)
3 PT FG PERCENTAGE.....	.154 (2-13)	at Denver (01-17-08)
	.200 (3-15)	vs UT Martin (11/29/07)
FREE THROWS MADE.....	4	vs Utah Valley State (11/14/07)
	6	at New Orleans (12/22/07)
	6	vs UNO (2/14/08)
FREE THROW ATTEMPTS.....	6	vs Utah Valley State (11/14/07)
	7	at New Orleans (12/22/07)
	7	vs UNO (2/14/08)
FREE THROW PERCENTAGE.....	.565 (13-23)	vs ULL (2/16/08)
	.600 (15-25)	vs Florida International (1/24/08)
REBOUNDS.....	23	vs Eastern Illinois (11/24/07)
	24	at WKU (01/27/08)
ASSISTS.....	8	at UALR (2/21/08)
	9	vs Ball State (12/16/07)
	9	at Louisiana-Lafayette (01/03/08)
STEALS.....	2	at New Orleans (12/22/07)
	2	at UALR (2/21/08)
BLOCKED SHOTS.....	0	at Tulsa (11/16/07)
	0	at Northwestern (12/3/07)
	0	at New Orleans (12/22/07)
	0	at WKU (01/27/08)
	0	at SOUTH ALABAMA (02/07/08)
	0	at UALR (2/21/08)
TURNOVERS.....	7	vs Middle Tennessee (2/4/08)
	8	vs Utah Valley State (11/14/07)
	8	at ULM (01/12/08)
FOULS.....	11	vs MacMurray (12/30/07)
	13	vs Eastern Illinois (11/24/07)

Arkansas State High/Low Analysis (as of Feb 21, 2008)
All games

Opponent - GAME LOWS

POINTS.....	43	vs MacMurray (12/30/07)
	47	vs Ball State (12/16/07)
	49	vs Central Baptist (12/8/07)
	59	at Denver (01-17-08)
	59	vs Florida International (1/24/08)
FIELD GOALS MADE.....	15	vs Ball State (12/16/07)
	16	vs MacMurray (12/30/07)
FIELD GOAL ATTEMPTS.....	40	vs Ball State (12/16/07)
	41	at Denver (01-17-08)
FIELD GOAL PERCENTAGE.....	.308 (16-52)	vs MacMurray (12/30/07)
	.333 (17-51)	vs Central Baptist (12/8/07)
3 PT FIELD GOALS MADE.....	2	vs Florida International (1/24/08)
	3	vs UALR (1/5/08)
3 PT FG ATTEMPTS.....	7	vs Florida International (1/24/08)
	11	vs Eastern Illinois (11/24/07)
	11	vs North Texas (1/10/08)
3 PT FG PERCENTAGE.....	.188 (3-16)	vs UALR (1/5/08)
	.250 (7-28)	vs MacMurray (12/30/07)
FREE THROWS MADE.....	4	vs MacMurray (12/30/07)
	5	at Memphis (11/20/07)
FREE THROW ATTEMPTS.....	9	at Memphis (11/20/07)
	11	vs UT Martin (11/29/07)
FREE THROW PERCENTAGE.....	.333 (4-12)	vs MacMurray (12/30/07)
	.471 (8-17)	at UALR (2/21/08)
REBOUNDS.....	15	at Northwestern (12/3/07)
	17	vs Central Baptist (12/8/07)
ASSISTS.....	1	vs Florida International (1/24/08)
	2	vs Central Baptist (12/8/07)
STEALS.....	2	at WKU (01/27/08)
	3	vs Utah Valley State (11/14/07)
	3	vs Florida Atlantic (12/20/07)
	3	vs Middle Tennessee (2/4/08)
BLOCKED SHOTS.....	0	vs UT Martin (11/29/07)
	0	vs MacMurray (12/30/07)
	0	at SOUTH ALABAMA (02/07/08)
TURNOVERS.....	6	at Utah Valley (01/30/08)
	8	at UALR (2/21/08)
FOULS.....	12	vs UT Martin (11/29/07)
	12	at New Orleans (12/22/07)
	12	at WKU (01/27/08)
	12	at SOUTH ALABAMA (02/07/08)

Arkansas State Player High/Low Analysis (as of Feb 21, 2008)
All games

Arkansas State - INDIVIDUAL GAME HIGHS

POINTS.....	32	BANKS, Adrian at Memphis (11/20/07)
	30	Wedel, Ryan vs Florida Atlantic (12/20/07)
	29	Banks, Adrian at ULM (01/12/08)
	27	Banks, Adrian vs Middle Tennessee (2/4/08)
	25	Banks, Adrian vs Utah Valley State (11/14/07)
FIELD GOALS MADE.....	12	BANKS, Adrian at Memphis (11/20/07)
	10	Banks, Adrian vs Utah Valley State (11/14/07)
FIELD GOAL ATT.....	24	Banks, Adrian vs Utah Valley State (11/14/07)
	20	BANKS, Adrian at Memphis (11/20/07)
FG PCT (min 5 made).....	1.000 (5-5)	Koggu, Ifeayni at New Orleans (12/22/07)
	.875 (7-8)	Morgan, Shawn at ULM (01/12/08)
	.875 (7-8)	Gant, Kewain at New Orleans (12/22/07)
3 PT FG MADE.....	6	Wedel, Ryan at Florida Atlantic (2/08/08)
	6	Banks, Adrian at ULM (01/12/08)
	6	Wedel, Ryan vs MacMurray (12/30/07)
	6	Wedel, Ryan vs Florida Atlantic (12/20/07)
3 PT FG ATTEMPTS.....	13	Wedel, Ryan at Florida Atlantic (2/08/08)
	12	Wedel, Ryan vs MacMurray (12/30/07)
3-PT FG PCT (min 2 made).....	1.000 (4-4)	Wedel, Ryan vs Florida International (1/24/08)
	1.000 (2-2)	Chia-Kur, Yima vs Middle Tennessee (2/4/08)
FREE THROWS MADE.....	11	Banks, Adrian vs Middle Tennessee (2/4/08)
	10	Banks, Adrian vs UALR (1/5/08)
FREE THROW ATT.....	13	Banks, Adrian vs Middle Tennessee (2/4/08)
	11	Morgan, Shawn vs ULL (2/16/08)
	11	Banks, Adrian vs UALR (1/5/08)
FT PCT (min 3 made).....	1.000 (6-6)	Chia-Kur, Yima vs Middle Tennessee (2/4/08)
	1.000 (6-6)	Koggu, Ifeayni at ULM (01/12/08)
	1.000 (6-6)	Chia-Kur, Yima vs Ball State (12/16/07)
	1.000 (5-5)	Banks, Adrian vs UT Martin (11/29/07)
	1.000 (4-4)	Chia-Kur, Yima at Denver (01-17-08)
	1.000 (4-4)	Wedel, Ryan vs UALR (1/5/08)
	1.000 (4-4)	Wedel, Ryan vs Ball State (12/16/07)
	1.000 (4-4)	Chia-Kur, Yima at Northwestern (12/3/07)
	1.000 (4-4)	Wedel, Ryan at Memphis (11/20/07)
	1.000 (4-4)	Wedel, Ryan at Tulsa (11/16/07)
	1.000 (3-3)	Chia-Kur, Yima vs UNO (2/14/08)
	1.000 (3-3)	Banks, Adrian at Florida Atlantic (2/08/08)
	1.000 (3-3)	Banks, Adrian at SOUTH ALABAMA (02/07/08)
	1.000 (3-3)	Lance, Mike vs MacMurray (12/30/07)
	1.000 (3-3)	Morgan, Shawn at New Orleans (12/22/07)
	1.000 (3-3)	Koggu, Ifeayni at New Orleans (12/22/07)
	1.000 (3-3)	Banks, Adrian at Murray State (11-26-07)
	1.000 (3-3)	Banks, Adrian vs Eastern Illinois (11/24/07)
	1.000 (3-3)	Morgan, Shawn vs Eastern Illinois (11/24/07)
REBOUNDS.....	13	Morgan, Shawn vs ULL (2/16/08)
	11	Morgan, Shawn at Utah Valley (01/30/08)
	11	Morgan, Shawn at Denver (01-17-08)
	11	Gant, Kewain at New Orleans (12/22/07)
	11	Morgan, Shawn vs UT Martin (11/29/07)
ASSISTS.....	7	Koggu, Ifeayni vs MacMurray (12/30/07)
	7	Morgan, Shawn vs Utah Valley State (11/14/07)
STEALS.....	5	Morgan, Shawn at Tulsa (11/16/07)
	4	Morgan, Shawn at Florida Atlantic (2/08/08)
	4	Banks, Adrian at Denver (01-17-08)

	4	Banks, Adrian vs UALR (1/5/08)
	4	Morgan, Shawn vs UALR (1/5/08)
	4	Koggu, Ifeayni vs MacMurray (12/30/07)
	4	Lance, Mike vs MacMurray (12/30/07)
	4	Morgan, Shawn vs Ball State (12/16/07)
	4	Wedel, Ryan vs UT Martin (11/29/07)
BLOCKED SHOTS.....	4	Gant, Kewain vs North Texas (1/10/08)
	3	Gant, Kewain vs Middle Tennessee (2/4/08)
	3	Gant, Kewain vs UALR (1/5/08)
	3	Gant, Kewain at Louisiana-Lafayette (01/03/08)
	3	Gant, Kewain vs UT Martin (11/29/07)
TURNOVERS.....	6	Banks, Adrian vs UALR (1/5/08)
	5	Morgan, Shawn at SOUTH ALABAMA (02/07/08)
	5	Wedel, Ryan vs Troy (1/19/08)
	5	Morgan, Shawn at Louisiana-Lafayette (01/03/08)
	5	Farmer, Ashton vs Florida Atlantic (12/20/07)
	5	Chia-Kur, Yima at Murray State (11-26-07)
FOULS.....	5	Gant, Kewain at Florida Atlantic (2/08/08)
	5	Keaton, P.J. at WKU (01/27/08)
	5	Thomas, Jeremy vs Utah Valley State (11/14/07)

All games

OPPONENT INDIVIDUAL GAME HIGHS

POINTS.....	33	Lee, Courtney at WKU (01/27/08)
	31	McCalebb, Bo vs UNO (2/14/08)
	30	Jonus, Justin vs Troy (1/19/08)
	30	Dennis, Collin vs North Texas (1/10/08)
	29	TOOLSON, Ryan at Utah Valley (01/30/08)
FIELD GOALS MADE.....	12	McCalebb, Bo vs UNO (2/14/08)
	12	Yates, Desmond vs Middle Tennessee (2/4/08)
FIELD GOAL ATT.....	26	HUDSON, Lester vs UT Martin (11/29/07)
	18	McCalebb, Bo vs UNO (2/14/08)
FG PCT (min 5 made).....	.857 (12-14)	Yates, Desmond vs Middle Tennessee (2/4/08)
	.857 (6-7)	Dees, David at Louisiana-Lafayette (01/03/08)
	.857 (6-7)	PARMER, Jeff vs Florida Atlantic (12/20/07)
3 PT FG MADE.....	7	Parlow, James at New Orleans (12/22/07)
	7	NWOJI, Carderro vs Florida Atlantic (12/20/07)
3 PT FG ATTEMPTS.....	15	HUDSON, Lester vs UT Martin (11/29/07)
	12	Williams, Trad vs Central Baptist (12/8/07)
3-PT FG PCT (min 2 made).....	1.000 (2-2)	ALARCON, Sean at Florida Atlantic (2/08/08)
	1.000 (2-2)	Avery, Darren vs Middle Tennessee (2/4/08)
	1.000 (2-2)	Baran, Nikola at Northwestern (12/3/07)
FREE THROWS MADE.....	12	Dennis, Collin vs North Texas (1/10/08)
	10	Lee, Courtney at WKU (01/27/08)
	10	Jonus, Justin vs Troy (1/19/08)
	10	Bassett, O'Darien vs Troy (1/19/08)
	10	McCalebb, Bo at New Orleans (12/22/07)
FREE THROW ATT.....	15	Dennis, Collin vs North Texas (1/10/08)
	13	Lee, Courtney at WKU (01/27/08)
FT PCT (min 3 made).....	1.000 (10-10)	Bassett, O'Darien vs Troy (1/19/08)
	1.000 (10-10)	Jonus, Justin vs Troy (1/19/08)
	1.000 (9-9)	TOOLSON, Ryan at Utah Valley (01/30/08)
	1.000 (6-6)	Dykes, Kyndall vs UNO (2/14/08)
	1.000 (6-6)	Fuller, Chris vs Florida International (1/24/08)
	1.000 (5-5)	White, Josh vs North Texas (1/10/08)
	1.000 (5-5)	PERKINS, Xavier vs Florida Atlantic (12/20/07)
	1.000 (5-5)	ANTHONY, Julio vs Eastern Illinois (11/24/07)
	1.000 (5-5)	WALKER, Joe vs Utah Valley State (11/14/07)
	1.000 (4-4)	Bureau, Travis vs ULL (2/16/08)
	1.000 (4-4)	Merritt, Daon at SOUTH ALABAMA (02/07/08)
	1.000 (4-4)	Lewis, Rob at Denver (01-17-08)
	1.000 (4-4)	Patterson, Brandon vs UALR (1/5/08)
	1.000 (4-4)	STOVALL, Peyton vs Ball State (12/16/07)
	1.000 (4-4)	HUDSON, Lester vs UT Martin (11/29/07)
	1.000 (4-4)	WILLIAMS, Marvin at Murray State (11-26-07)
	1.000 (4-4)	UZOH, Ben at Tulsa (11/16/07)
	1.000 (4-4)	TOOLSON, Ryan vs Utah Valley State (11/14/07)
	1.000 (3-3)	Okrzesik, Jason at Northwestern (12/3/07)
	1.000 (3-3)	MACK, Doneal at Memphis (11/20/07)
REBOUNDS.....	15	WALLS, Calvin at Tulsa (11/16/07)
	14	MONROE, Carlos vs Florida Atlantic (12/20/07)
ASSISTS.....	10	OLSEN, Josh at Utah Valley (01/30/08)
	9	ALLEN, Andre at Memphis (11/20/07)
STEALS.....	5	Bassett, O'Darien vs Troy (1/19/08)
	4	Patterson, Brandon vs UALR (1/5/08)
BLOCKED SHOTS.....	6	WALKER, Joe vs Utah Valley State (11/14/07)
	4	Williams, Quincy vs North Texas (1/10/08)
	4	JORDAN, Jerome at Tulsa (11/16/07)
	4	OLSEN, Josh vs Utah Valley State (11/14/07)

TURNOVERS.....

7 Hightower, Demetric vs MacMurray (12/30/07)
6 White, Josh vs North Texas (1/10/08)
6 Long, Billy vs MacMurray (12/30/07)
6 ANDREWS, Glenn at Tulsa (11/16/07)
5 Johnson, Nigel vs Middle Tennessee (2/4/08)
5 Fowler, John vs UALR (1/5/08)
5 Barnes, Ryan vs Central Baptist (12/8/07)
5 Hall, Daron vs Central Baptist (12/8/07)
5 CATCHINGS, Bobby vs Eastern Illinois (11/24/07)

FOULS.....