ARIZONA SOFTBALL 2023 GAME NOTES

TWITTER: @ARIZONASOFTBALL • INSTAGRAM: @ARIZONASOFTBALL
FACEBOOK: /ARIZONASOFTBALL • YOUTUBE: /ARIZONASOFTBALL

SID CONTACT: KATIE VICK • E: katievick@arizona.edu
C: [530] 313-0614 • O: [520] 626-9395 • ARIZONAWILDCATS.com

SCHEDULE/RESULTS

OVERALL » **20-9** • PAC-12 » **3-3**
HOME » **13-3** • AWAY » **3-3** • NEUTRAL » **4-3** • RANKED » **4-4** • STREAK » **L1**

DATE	RANK UA	RANK OPP	OPPONENT	SCORE [INN.]/TIME [MST]	T.V.
2/9TH	12	-	LONG BEACH STATE[1]	**W,** 9-1 [5]	
2/10FR	12	-	KANSAS[1]	**W,** 15-2 [5]	
2/10FR	12	-	LONG BEACH STATE[1]	**W,** 9-1 [5]	
2/11SA	12	-	NC STATE[1]	**W,** 15-1 [5]	
2/12SU	12	-	NC STATE[1]	**W,** 15-1 [5]	
2/16TH	10	6	vs. Florida State[2]	**L,** 6-4	
2/17FR	10	-	vs. Texas A&M[2]	**L,** 2-1	
2/17FR	10	RV	vs. Mississippi State[2]	**L,** 6-3	
2/18SA	10	8	vs. Virginia Tech[2]	**W,** 6-2	
2/19SU	10	-	vs. Indiana[2]	**W,** 10-1 [5]	
2/23TH	13	7	at Arkansas[3]	**L,** 2-3	
2/23TH	13	7	at Arkansas[3]	**W,** 5-2	
2/24FR	13	-	vs. Drake[3]	**W,** 9-3	
2/24FR	13	7	at Arkansas[3]	**L,** 1-2	
2/25SA	13	-	vs. Drake[3]	**W,** 9-1 [5]	
3/1WE	16	-	CSU BAKERSFIELD	**W,** 9-1 [5]	
3/3FR	16	-	WEBER STATE[4]	**W,** 8-0 [6]	
3/3FR	16	-	TEXAS A&M-COMMERCE[4]	**W,** 14-0 [5]	
3/4SA	16	-	NEBRASKA[4]	**L,** 3-10	
3/4SA	16	-	TEXAS A&M-COMMERCE[4]	**W,** 17-8 [5]	
3/5SU	16	-	CSUN[4]	**W,** 9-0 [5]	
3/10FR	17	22	at Arizona State*	**W,** 9-0	
3/11SA	17	22	at Arizona State*	**W,** 11-0 [6]	
3/12SU	17	22	at Arizona State*	**L,** 3-4	
3/15WE	17	-	NEW MEXICO STATE	**W,** 10-0 [5]	
3/15WE	17	-	NEW MEXICO STATE	**W,** 9-1 [5]	
3/17FR	17	RV	UTAH*	**L,** 3-8	
3/18SA	17	RV	UTAH*	**W,** 10-9 [9]	
3/19SU	17	RV	UTAH*	**L,** 11-13	
»3/24FR	18	9	at Washington*	5 p.m.	Pac-12 Networks
»3/25SA	18	9	at Washington*	4 p.m.	Pac-12 Networks
»3/26SU	18	9	at Washington*	12 p.m.	Pac-12 Networks
3/31FR	-	-	GEORGETOWN[5]	4 p.m.	Arizona Live Stream
3/31FR	-	-	SAN DIEGO[5]	6 p.m.	Arizona Live Stream
4/1SA	-	-	SAN DIEGO[5]	1 p.m.	Arizona Live Stream
4/1SA	-	-	GEORGETOWN[5]	3 p.m.	Arizona Live Stream
4/6TH	-	-	at Stanford*	6 p.m.	Stanford Live Stream
4/7FR	-	-	at Stanford*	2 p.m.	Stanford Live Stream
4/8SA	-	-	at Stanford*	12 p.m.	Stanford Live Stream
4/14FR	-	-	UCLA*	6 p.m.	Pac-12 Networks
4/15SA	-	-	UCLA*	1 p.m.	Pac-12 Networks
4/16SU	-	-	UCLA*	12 p.m.	Pac-12 Networks
4/19WE	-	-	at Grand Canyon*	TBD	
4/21FR	-	-	at Oregon*	7:30 p.m.	ESPNU
4/22SA	-	-	at Oregon*	4 p.m.	Pac-12 Networks
4/23SU	-	-	at Oregon*	12 p.m.	Pac-12 Networks
4/28FR	-	-	OREGON STATE*	TBD	Arizona Live Stream
4/29SA	-	-	OREGON STATE*	TBD	Arizona Live Stream
4/30SU	-	-	OREGON STATE*	TBD	Arizona Live Stream
5/5FR	-	-	CALIFORNIA*	7 p.m.	Pac-12 Networks
5/6SA	-	-	CALIFORNIA*	6 p.m.	Pac-12 Networks
5/7SU	-	-	CALIFORNIA*	2 p.m.	Pac-12 Networks

[1] Candrea Classic; Tucson, Ariz. [5-0] • [2] TaxAct Clearwater Invitational; Clearwater, Fla. [2-3]
[3] Razorback Invitational; Fayetteville, Ark. [3-2] • [4] Hillenbrand Invitational; Tucson, Ariz. [0-0]
[5] Bear Down Fiesta; Tucson, Ariz. [0-0]
* Pac-12 game • Home games in ALL CAPS, played at Hillenbrand Stadium

WEEK 7 » ARIZONA at WASHINGTON • MARCH 24-26

[18] ARIZONA WILDCATS
20-9 [3-3 PAC-12]

[9] WASHINGTON HUSKIES
22-6 [3-3 PAC-12]

GAME 1 » #18 Arizona at #9 Washington • Friday, Mar. 24 • 5 p.m. MST • Seattle, Wash. • Husky Softball Stadium
GAME 2 » #18 Arizona at #9 Washington • Saturday, Mar. 25 • 4 p.m. MST • Seattle, Wash. • Husky Softball Stadium
GAME 2 » #18 Arizona at #9 Washington • Sunday, Mar. 26 • 12 p.m. MST • Seattle, Wash. • Husky Softball Stadium

PAC-12 NETWORK • PAC-12.COM/LIVE • ARIZONASTATS.COM • @ARIZONASOFTBALL

BY THE NUMBERS

ARIZONA		WASHINGTON
20-9	**RECORD**	22-6
3-3	*Pac-12*	3-3
#18 • #20	**RANKING (NFCA • USA Softball)**	#9 • #9
CAITLIN LOWE	**HEAD COACH**	HEATHER TARR
2nd year • 59-31	*Record at School*	19th year • 766-289
3-2 vs. NMSU & Utah	**LAST WEEK**	2-2 vs. UNLV & UCLA

STATS [NCAA]

.360 [4th]	**BATTING AVERAGE**	.312 [33rd]
Olivia DiNardo » .468 [16th]	*Leader*	Baylee Klingler » .441 [42nd]
1.31 [11th]	**HOME RUNS/GAME**	1.29 [14th]
Devyn Netz » 0.36 [19th]	*Leader*	Madison Huskey » 0.29 [51st]
2.90 [94th]	**EARNED RUN AVERAGE**	2.45 [60th]
Aissa Silva » 2.41 [N/A]	*Leader*	Ruby Meylan » 1.30 [33rd]

SERIES HISTORY

ARIZONA		WASHINGTON
71	**ALL-TIME**	**41**
2	*Last 10 Meetings*	8
W1	*Streak*	L1
Apr. 3, 2022 [10-9 • Tucson]	*Last Win*	Apr. 2, 2022 [7--5 • Tucson]
22	**IN SEATTLE**	**23**
2	*Last 10 Meetings*	8
L7	*Streak*	W7
Apr. 2, 2016 [8-4]	*Last Win*	Mar. 20, 2021 [4-2]

LAST 5 MATCHUPS

Mar. 19, 2021	**WASHINGTON 2, ARIZONA 1**	Seattle, Wash.
Mar. 20, 2021	**WASHINGTON 4, ARIZONA 2**	Seattle, Wash.
Apr. 1, 2022	**WASHINGTON 12, ARIZONA 7**	Tucson, Ariz.
Apr. 2, 2022	**WASHINGTON 7, ARIZONA 5**	Tucson, Ariz.
Apr. 3, 2022	**ARIZONA 10, WASHINGTON 9**	Tucson, Ariz.

CURRENT STREAKS

TEAM STREAKS

3 straight WCWS Appearances	**2019-22**
34 straight NCAA Tournament Appearances [NCAA Record]	**1987-2021**
37 straight winning seasons	**1984-2021**

Hitting Streak [4+]

PLAYER	ACTIVE	2023 LONG	CAREER LONG
Dakota Kennedy	9 games	9 games	9 games
Devyn Netz	4 games	5 games	5 games

On-Base Streak [3+]

PLAYER	ACTIVE	2023 LONG	CAREER LONG
Carlie Scupin	14 games	14 games	19 games
Sophia Carroll	12 games	12 games	12 games
Devyn Netz	12 games	12 games	12 games
Allie Skaggs	10 games	10 games	15 games
Dakota Kennedy	9 games	9 games	9 games
Jasmine Perezchica	8 games	8 games	24 games

LEADING OFF

» Last week, then-No. 17 Arizona swept New Mexico State in a pair of run-rule victories and went 1-2 against Utah in Tucson.

» Arizona's victory over Utah came in nine innings on a walk-off walk from Allie Skaggs. The Wildcats made three comebacks in the game to win.

» After the sixth week, Arizona is ranked No. 18 in the NFCA Coaches Poll and No. 20 in the USA Softball Top 25.

» Through five weekends of play, Arizona leads the Pac-12 in batting average [.360], slugging percentage [.586], on-base percentage [.457], and scoring [8.24 runs/game]. The Wildcats' batting average and on-base percentage rank fourth in the NCAA.

» Freshman designated player Olivia DiNardo leads the Pac-12 in batting average [.468] and on-base percentage [.544].

» The Wildcats hit five home runs across both games against NMSU. In the first game, sophomore Paige Dimler hit two homers, Allie Skaggs hit her sixth home run of the season, and Devyn Netz hit a walk-off homer to bring her total to seven this season. Izzy Pacho hit her second home run of the season to walk-off the second game.

» In the first two games of the series at Arizona State, the Wildcats outscored the Sun Devils 20-0. Overall, Arizona outscored ASU 23-4 during the series.

» The Wildcats took down their second ranked opponent of the season when it upset then-No. 7 Arkansas, 5-2, in Fayetteville. Arizona's first ranked win of the season came in a 6-2 decision against then-No. 8 Virginia Tech at the Clearwater Invitational.

» The Wildcats were the only team ranked in the preseason Top 25 polls to run-rule every game of opening weekend.

» Arizona scored 63 runs during opening weekend - only 10 of which were scored on four home runs.

» Head coach Caitlin Lowe is in her second season at the helm of Arizona Softball. The legendary player and Hall-of-Famer was announced as head coach following the retirement of Mike Candrea and she holds a 56-29 record at Arizona.

WILDCATS SET TO TAKE ON HUSKIES IN SEATTLE

» No. 18 Arizona will hit the road to take on No. 9 Washington for its second Pac-12 road trip of the season.

» Both the Wildcats and the Huskies are 3-3 in Pac-12 play.

» All-time, the Wildcats are 71-41 against the Huskies.

» **Schedule**

Friday: Arizona and Washington will open the series on Friday night at 5 p.m. in Seattle.

Saturday: On Saturday, the Cats will take on the Hskies at 4 p.m.

8 NCAA CHAMPIONSHIPS (91, 93, 94, 96, 97, 01, 06, 07) • 12 CONFERENCE CHAMPIONSHIPS (79, 92, 94, 95, 97, 98, 01, 03, 04, 05, 07, 17)

WILDCAT TALKING POINTS

Sunday: Arizona will close out the series with Washington with a first pitch set for 12 p.m. on Sunday.

» **Live Coverage**

T.V.: All games of the Washington series will air on **Pac-12 Networks** with Elise Woodward and Danielle Lawrie on the call.

Live Stream: All games will be live streamed at **pac-12.com/live**. A cable login will be required to stream the games against Washington.

Live Stats: Live stats for all games will be available at **arizonastats.com.**

Twitter: Follow **@ArizonaSoftball** to keep up with the team all season long.

WASHINGTON HUSKIES [22-6, 3-3 PAC-12]

» Washington returns 12 letterwinners from last season's 38-17 team that finished 3rd in the Pac-12.

» The Huskies are 22-6 through the first five weeks of 2023. Last week, Washington went 2-2 against UNLV and UCLA. The Huskies beat UNLV and picked up a win over UCLA.

» Washington is led by fifth-year senior Baylee Klingler who is batting .441 and freshman Ruby Meylan who has a 1.30 ERA.

» **Series History:** The Wildcats lead the series 71-41, with Washington winning the last four series.

LAST 5 SERIES [1-4]

2017	Arizona 3, UW 0 [3-0 • 12-0 [5] • 5-2]	Tucson
2018	UW 3, Arizona 0 [1-2 [8] • 3-4 [8] • 0-2]	Seattle
2019	UW 3, Arizona 0 [1-2 • 1-3 • 4-7]	Tucson
2021	UW 2, Arizona 0 [1-2 • 2-4]	Seattle
2022	UW 2, Arizona 1 [7-12 • 5-7 • 10-9]	Tucson

RANKINGS

NFCA: **#18** • USA Softball: **#20**

» The Cats are ranked #18 in the NFCA poll and #20 in the USA Softball poll after the six weeks of the season.

» Arizona was one of six Pac-12 teams in the NFCA and USA Softball preseason polls.

» **Preseason:** UA started the season ranked 12th in the NFCA poll and 15th in the USA Softball poll.

NOTHIN' BUT NETZ

» Junior pitcher Devyn Netz is leading Arizona with a 9-7 record, a save, and a 3.03 ERA through 76.1 innings pitched and seven complete games.

» In Arizona's last five games, Netz has hit three home runs with a .462 batting average and a 1.308 slugging percentage.

» Through six weeks, Netz has nine home runs and a .833 slugging percentage which leads the team and ranks third in the conference.

» Netz garnered Pac-12 and D1 Softball Player of the Week honors after hitting four home runs in five games with a 1.143 slugging percentage at the Razorback Invitational.

» Netz tied her career high in strikeouts [8] in Arizona's run-rule win over Weber State.

» She threw a complete-game gem in Arizona's upset over then-No. 8 Virginia Tech, striking out six batters and allowing only two runs - one earned and one unearned.

» Netz's older brother Dawson is also a student-athlete at Arizona. Dawson is a pitcher on Arizona's baseball team.

STELLAR SKAGGS

» Junior All-American Allie Skaggs is batting .388 through the first six weeks of the season with a .510 on-base percentage. She has seven home runs and leads the team and the Pac-12 with 44 RBI.

» She has hit three grand slams this season - out of seven total home runs.

» Skaggs secured Arizona's extra-inning victory over Utah with a walk-off walk in the ninth inning.

» Skaggs' first home run of the season was a grand slam to lead Arizona to a run-rule victory over CSU Bakersfield in week 4.

» She hit her second home run of the season - another grand slam - in Arizona's run-rule victory over Weber State at the Hillenbrand Invitational.

» Skaggs drove in a career best seven runs in Arizona's first win over Texas A&M-Commerce courtesy of an RBI single, a two-run home run, and a grand slam.

» The second baseman has 10 doubles this season to lead the team and the Pac-12.

» She earned her first NFCA All-American nod when she was named second-team at-large in 2022. Skaggs was named first-team NFCA All-West Region and second-team All-Pac-12 for her impressive work at the plate in 2022.

» Skaggs cemented herself in the Arizona record books when she tied the program record for home runs in a single game with three homers in the second game against UTEP. She joins Wildcat legends Jessie Harper, Katiyana Mauga, Lini Koria, Stacie Chambers, Jenny Dalton-Hill and many more in the three-homers-in-a-game club.

FABULOUS FRESHMEN

» Arizona's freshman are making their mark on the program, with two of them ranked in the top eight on the team in batting average. Olivia Dinardo leads the freshmen with a .468 average and Dakota Kennedy is batting .333.

» DiNardo had a breakout weekend at the Hillenbrand Invitational, picking up NFCA Player of the Week, Pac-12 Player of the Week, and Pac-12 Freshman of the Week honors after hitting .857 with five doubles and seven RBI.

» Lefty pitcher Aissa Silva leads Arizona with a 2.41 ERA through 32.0 innings pitched. She recorded a career best five strikeouts in Arizona's win over TAMUC.

» Kennedy hit her first career grand slam in game three against Utah.

» The freshmen showed off at the Clearwater Invitational. Three of Arizona's seven freshman ranked in the top five in batting average on the team during the Clearwater Invitational. Kaiah Altmeyer and Biehl hit .500 during the tournament and DiNardo ranked fifth on the team in batting average [.294].

» Left fielder Dakota Kennedy hit her first and second career triples in the same day at the Clearwater Invitational. She hit her first in Arizona's game against Texas A&M and hit her second career triple in the next game against Mississippi State.

» Kennedy also hit her first career double in Arizona's upset over then-No. 8 Virginia Tech. She was the first to score when Allie Skaggs brought her home with a double.

» DiNardo was on fire against Virginia Tech. The freshman designated hitter blasted her first career homer - a solo shot - and her first career double to help Arizona upset the Hokies.

» At the Razorback Invitational, DiNardo ranked third on the team with a .333 batting average with a home run.

» Sydney Somerndike pitched her first complete game against CSU Bakersfield, earning the win after striking out a career high five batters.

SMOOTH JAZ

» Junior Jasmine Perezchica picked up right where she left off, batting .517 thorugh the first six weeks of the season to lead the team.

» Perezchica also leads Arizona with a .606 on-base percentage in the leadoff spot.

» She led Arizona with a .750 batting average after going 9-for-12 and scoring 11 runs during opening weekend.

» She has an on-base percentage of .579 to rank second on the team.

» Perezchica had a career high on-base streak of 24 games that lasted from the first game of the season on February 10-March 19.

BLAISE IS HEATING UP

» Junior third baseman Blaise Biringer has been steady for Arizona through the first six weeks of the season. She has has a .344 batting average with 31 hits and 23 RBI.

» She has hit four doubles, a triple, and a home run this season.

» Biringer's 31 hits ranks 12th and her 23 RBI ranks 15th in the conference

» Biringer helped the Wildcats secure the upset over the Hokies with a three-run homer - her first home run of the season - at the Clearwater Invitational.

SCUP, THERE IT IS

» Junior Carlie Scupin is batting .347 through the first five weeks of the 2023 season. She has hit nine home runs and has driven in 28 runs to rank fourth in the Pac-12.

» After the fifth week, Scupin has a .800 slugging percentage to lead the team and rank fourth in the Pac-12.

» Scupin had two runs at Arizona State to help the Wildcats win the first two games of the series.

» At the Razorback Invitational, junior first baseman Carlie Scupin led the team with a .385 batting average. She had four doubles, one home run, and a .923 slugging percentage.

PACHO POWER

» Fifth-year senior Izzy Pacho emerged as one of Arizona's power hitters in 2022 and she didn't miss a beat to open the 2023 season.

» Pacho is batting .317 with three doubles, two home runs, and 18 RBI through six weeks of 2023.

» In her first at-bat of 2023, she hit a grand slam to help Arizona win its first game of the season.

WILDCATS RAKE IN PRESEASON AWARDS

» **USA Softball Player of the Year Top 50 Watch List:** First baseman Carlie Scupin was named to the USA Softball Player of the Year Top 50 Watch List for the first

WILDCAT TALKING POINTS [cont.]

time in her career.

» **Preseason All-Pac-12:** Allie Skaggs and Carlie Scupin were named to the first-ever preseason All-Pac-12 team.

» **Softball America Preseason All-American:** Two Wildcats were tabbed Preseason All-Americans by Softball America. Allie Skaggs was named first team (UTL) and Carlie Scupin was named second team (1B).

» **D1 Softball Preseason All-American:** Allie Skaggs was tabbed as a second team Preseason All-American at second base by D1 Softball.

» **Softball America Preseason College Top 100:** Arizona placed two Wildats on the Softball America Preseason College Top 100 list.
#12 Allie Skaggs
#23 Carlie Scupin

» **D1 Softball Preseason Top 100 Players:** Allie Skaggs and Carlie Scupin earned preseason recognition from D1 Softball, earning spots on their Preseason D100 Player Ranking.
#22 Allie Skaggs
#44 Carlie Scupin

» **Extra Inning Extra Elite 100:** Allie Skaggs and Carlie Scupin were recognized by Extra Inning Softball, earning spots on their Extra Elite 100 Ranking.
#15 Allie Skaggs
#44 Carlie Scupin

THE LOWE ERA

» Wildcat All-American, Olympian, and softball legend Caitlin Lowe is in her second season as the head coach of Arizona Softball.

» In her first year, she led Arizona to its thrid-straight Women's College World Series. She is the first head coach to lead their team to the WCWS in their first year as head coach and the only female to lead their team to the WCWS in their first-year.

» In Arizona's first game of the 2022 season, the Wildcats beat Southern Utah 22-1 which was the largest opening day victory in program history.

» Following an 0-8 start to Pac-12 play, Lowe and the Wildcats turned it around after winning the final game of the Washington series to finish the regular season 14-8 and 6-2 in the postseason.

» She picked up her first conference series win over then-No. 17 Oregon after going 2-1 on the weekend. The Wildcats won the first game of the series 11-8 and won the final game 12-4 in five innings.

» Lowe won her first WCWS game as a head coach when Arizona beat Oregon State in Friday's elimination game.

» Lowe has been on the coaching staff at her alma mater since 2014, learning under former head coach Mike Candrea. During her time on staff, the Wildcats have been to eight super regionals and advanced to the WCWS three times.

» The two-time national champion, four-time All-American, and Hall-of-Famer is set to lead the Wildcats into the new era.

MOWATT MAGIC

» Wildcat All-American Taryne Mowatt returned to her alma mater to be the pitching coach in the fall of 2017 prior to the 2018 season and has had an immeasurable impact on UA's pitchers in her three-plus seasons in Tucson.

» In her five full seasons as pitching coach, UA has put up ERAs of 1.94 [2018], 1.59 [2019], 1.73 [2020], 2.22 [2021], and 3.70 [2022]. Prior to Mowatt's return, the last time UA had three straight sub-2.00 ERAs were Mowatt's last three seasons in the circle [2006-2008].

HOME RUN U

» Arizona's historical dominance in the sport of softball extends to many facets of the game, but no stat has been dominated by any team much like the Wildcats have owned the long ball.

» The Wildcats have hit **2,457** home runs since softball became a Division I sport in 1982, by far the most of any team in NCAA history.

» The Wildcats have hit at least 100 home runs seven times in school history. Only one other school in the country has more than three 100-plus home run seasons.

SEASONS WITH 100-PLUS HOME RUNS

1.	**ARIZONA**	**7**	**95, 01, 09, 10, 14, 15, 19**
2.	Oklahoma	5	12, 15, 19, 21, 22
3.	UTSA	3	04, 05, 06
	La. Lafayette	3	16, 15, 16

» A Wildcat has led [or co-led] the Pac-12 in home runs in nine consecutive seasons. In five of those years, Arizona also had the runner-up.

PAC-12 HOME RUN CHAMPION & RUNNER-UP BY YEAR

2022 **24 Allie Skaggs, Arizona**; 24 Baylee Klingler, Washington
2021 **21 Dejah Mulipola, Arizona**; 20 Maddi Hackbarth, ASU
2020 **10 Jessie Harper, Arizona**; 9 Maddi Hackbarth, ASU
2019 **29 Jessie Harper, Arizona; 23 Dejah Mulipola, Arizona**
2018 **19 Alyssa Palomino, Arizona; 18 Jessie Harper, Arizona**
2017 **25 Katiyana Mauga, Arizona; 19 Jessie Harper, Arizona**
2016 **21 Katiyana Mauga, Arizona**; 21 Ali Aguilar, Washington
2015 **26 Katiyana Mauga, Arizona; 24 Chelsea Goodacre, Arizona**
2014 **22 Chelsea Goodacre, Arizona; 20 Katiyana Mauga, Arizona**

» Arizona has five of the top nine home run hitters in NCAA history, including Katiyana Mauga, who hit a Pac-12-record 92 from 2014-17, three shy of the NCAA record of 95 in 2017. Jessie Harper joined Mauga with 92 home runs after the 2021 season, tying her for third in the NCAA and first in the Pac-12.

No.	Player	HR	Years
1.	Jocelyn Alo, Oklahoma	122	18-22
2.	Lauren Chamberlain, Oklahoma	95	12-15
3.	**Katiyana Mauga, Arizona**	**92**	**14-17**
	Jessie Harper, Arizona	**92**	**17-21**
	Mia Davidson, Mississippi State	92	18-22
6.	Stacey Nuveman, UCLA	90	97-02
7.	**Stacie Chambers, Arizona**	**87**	**08-11**
8.	**Laura Espinoza, Arizona**	**85**	**92-95**
	Leah Braatz, Arizona	**85**	**94-98**

OLYMPIC TRAINING GROUND

» Arizona's rich Olympic tradition runs deep, with Wildcat alumnae holding a combined six gold medals and five silvers. Dejah Mulipola is the most recent silver Medalist, winning silver with Team USA in the 2021 Tokyo Olympics.

» Arizona had three former players three different Olympic rosters at the Tokyo Olympics. Catcher Dejah Mulipola competed for Team USA. Taylor McQuillin and Danielle O'Toole competed for Mexico.

ALL-TIME WILDCAT OLYMPIANS

Mike Candrea [USA • Head Coach]	2004, 2008
Jennie Finch [USA]	2004, 2008
Nicole Giordano [USA • Alternate]	2004
Alicia Hollowell [USA • Alternate]	2008
Lovie Jung [USA]	2004, 2008
Guilia Koutsoyanopulos [Italy]	2021
Caitlin Lowe [USA]	2008
Taylor McQuillin [Mexico]	2021
Dejah Mulipola [USA]	2021
Leah O'Brien [USA]	1996, 2000, 2004
Danielle O'Toole [Mexico]	2021

TEAM USA

» Former Wildcat stars Dejah Mulipola and Alyssa Denham competed with the U.S. Women's National Team roster for the 2022 World Games in Birmingham, Alabama. The battery helped Team USA win the gold medal at the World Games.

THE CONFERENCE OF CHAMPIONS

» The Pac-12 was once again the premiere conference for softball in 2022, dominating the top 15 in the NFCA Top 25 all season long.

» The Pac-12 had three of the top eight teams in the final NFCA Top 25 and had four top-15 teams the majority of the season. The SEC had just two top-10 teams in the final NFCA Top 25, but received four of the top 11 seeds in the NCAA Tournament.

» The Pac-12 had one of the three finalists for USA Softball Collegiate Player of the Year, including the 2022 Pac-12 Player of the Year, Baylee Klingler.

» Five of the 12 players drafted in the first ever Athletes Unlimited Collegiate Draft in 2021 were from the Pac-12, including three from Arizona: Alyssa Denham, Jessie Harper and Dejah Mulipola.

» The Pac-12 had the only three active U.S. Olympians in last summer's Tokyo Olympic Games and has eight total current/former players on the roster.

» Historically, the Pac-12's dominance of NCAA Softball is staggering. The conference has won 24 NCAA Titles, by far the most in NCAA history. Both Arizona [8] and UCLA [12] have more titles individually than any other conference has total.

» The Pac-12 has produced 18 Honda Sport Award winners and more than 200 All-Americans.

» The conference has had two of the final four teams in the NCAA Tournament in three of the last five Women's College World Series.

QUICK FACTS

GENERAL INFORMATION
Location ..... Tucson, Ariz.
Enrollment 51,134
Nickname ..... Wildcats
Colors ..... Cardinal and Navy
Conference Pac-12
Home Field ..... Hillenbrand Stadium [2,639]
President ..... Dr. Robert Robbins
Athletics Director ..... Dave Heeke
Faculty Representative ..... Ricardo Valerdi
SWA/Senior Assoc. A.D. ..... Erika Barnes

COACHING STAFF
Head Coach ..... **Caitlin Lowe**
Alma Mater ..... Arizona '07
Year at Arizona ..... 10th year [2nd as HC]
Record at Arizona ..... 59-31 [.656]
Phone ..... [520] 621-4920

Assistant Coach ..... **Taryne Mowatt**
Alma Mater ..... Arizona '09
Year at Arizona ..... 6th year

Assistant Coach ..... **Lauren Lappin**
Alma Mater ..... Stanford '06
Year at Arizona ..... 2nd year

Director of Recruiting-Operations ..... **Paul Nagy**

2022 IN REVIEW
2022 Record **39-22**
2022 Pac-12 finish 8-16
Final Rankings [NFCA/USA] ..... #7/#7

2022 Postseason Record **6-2**
Regional 3-0
Super Regional 2-0
Women's College World Series 1-2

2023 PREVIEW
Letterwinners Returning/Lost **8/10**

Position Starters Returning/Lost **6/3**
Returning ..... Carlie Scupin[1B], Allie Skaggs[2B], Sophia Carroll[SS], Izzy Pacho[3B], Jasmine Perezchica[LF], Paige Dimler[RF]
Lost ..... Sharlize Palacios[C], Janelle Meoño[CF], Hannah Martinez[RF]

Pitchers Returning/Lost **1/3**
Returning ..... Devyn Netz[136.0 IP]
Lost ..... Hanah Bowen[139.2 IP], Madi Elish[77.1 IP], Jessie Fontes[27.2 IP]

Newcomers **10**
Freshmen[EIS Ranking] .. Kaiah Altmeyer, Tayler Biehl[#15], Logan Cole[#23], Olivia DiNardo[#7], Dakota Kennedy[#4], Aissa Silva[#6], Sydney Somerndike[#13]
Transfers ..... Ali Ashner[Phoenix College], Ali Blanchard[Princeton], Brianna Hardy[Phoenix College]

All-Americans Returning/Lost **1/0**
Returning ..... Allie Skaggs[2nd]
Lost ..... N/A

All-Pac-12 Returning/Lost **2/1**
Returning .. Allie Skaggs[2nd], Jasmine Perezchica[3rd]
Lost ..... Sharlize Palacios[1st]

ARIZONA PROGRAM HISTORY
First Year of Softball 1974
All-Time Record ..... 2,079-664-2 [.757]
Division I Record ..... 1,872-537-2 [.776]
Pac-10/12 Record ..... 535-234-1 [.695]
Pac-10/12 Titles .. 11 ['92, '94, '95, '97, '98, '01, '03, '04, '05, '07, '17]
NCAA Tournament Appearances ..... 35 ['87-'22]
Super Regional Appearances .. 16 ['05-'12, '14-'22]
WCWS Appearances .. 25 ['88-'03, '05-10, '19, '21-'22]
NCAA Titles ... 8 ['91, '93, '94, '96, '97, '01, '06, '07]

ARIZONA COMMUNICATION SERVICES
Communications Services Director ..... Matt Ensor
Coordinator [Softball] ..... Katie Vick
Email ..... katievick@arizona.edu
Cell Phone ..... [530] 313-0614
Office ..... [520] 626-9395
Media Relations Fax ..... [520] 621-2681

Media Relations Mailing Address
McKale Memorial Center
1 National Championship Drive #106
Tucson, AZ 85721

FOLLOW THE WILDCATS
Website ..... arizonawildcats.com/softball
Twitter ..... @ArizonaSoftball
Instagram ..... @ArizonaSoftball
Facebook ..... facebook.com/arizonasoftball
YouTube ..... youtube.com/arizonasoftball

2023 ARIZONA SOFTBALL ROSTER

NUMERICAL

No.	Name	Pos.	B/T	Ht.	Yr.	Exp.	Hometown [Last School]
00	Sophia Carroll	INF	R/R	5-10	Jr.	2L	Phoenix, Ariz. [Shadow Ridge H.S.]
2	Tayler Biehl	INF	L/R	5-7	Fr.	HS	Folsom, Calif. [Vista del Lago H.S.]
3	Aissa Silva	P	L/L	5-7	Fr.	HS	Tucson, Ariz. [Moutain View H.S.]
4	Dakota Kennedy	OF	L/R	5-8	Fr.	HS	Sacramento, Calif. [Sheldon H.S.]
6	Ali Ashner	OF	L/R	5-8	Jr.	TR	Chandler, Ariz. [Phoenix College]
9	Allie Skaggs	UTL	R/R	5-8	Jr.	2L	Louisville, Ky. [Ironwood Ridge H.S. [Tucson, Ariz.]]
11	Brianna "Breezy" Hardy	P	R/R	5-5	Sr.	TR	Sierra Vista, Ariz. [Phoenix College]
12	Sydney Somerndike	P	R/R	5-7	Fr.	HS	Villa Park, Calif. [Villa Park H.S.]
15	Izzy Pacho	C/INF	R/R	5-5	RS Sr.	4L	Tucson, Ariz. [Ironwood Ridge H.S.]
17	Ali Blanchard	P	R/R	5-9	Sr.	TR	Lincoln, R.I. [Princeton]
20	Carlie Scupin	INF	L/L	6-0	Jr.	2L	Tucson, Ariz. [Tucson H.S.]
21	Jasmine Perezchica	OF	L/R	5-7	Jr.	2L	La Quinta, Calif. [Palm Desert H.S.]
22	Paige Dimler	OF	L/L	5-11	So.	1L	Vista, Calif. [Rancho Buena Vista H.S.]
23	Logan Cole	INF	L/R	5-4	Fr.	HS	Marana, Ariz. [Salpointe Catholic H.S.]
24	Kaiah Altmeyer	UTL	L/R	5-9	Fr.	HS	San Diego, Calif. [Patrick Henry H.S.]
26	Olivia DiNardo	C/1B	L/R	5-8	Fr.	HS	San Mateo, Calif. [Aragon H.S.]
30	Blaise Biringer	INF	L/R	5-6	Jr.	1L	Tucson, Ariz. [Ole Miss]
34	Devyn Netz	P/INF	R/R	5-9	Jr.	2L	Sierra Madre, Calif. [Ironwood Ridge H.S. [Tucson, Ariz.]]

ALPHABETICAL

No.	Name	Pos.	B/T	Ht.	Yr.	Exp.	Hometown [Last School]
24	Kaiah Altmeyer	UTL	L/R	5-9	Fr.	HS	San Diego, Calif. [Patrick Henry H.S.]
6	Ali Ashner	OF	L/R	5-8	Jr.	TR	Chandler, Ariz. [Phoenix College]
2	Tayler Biehl	INF	L/R	5-7	Fr.	HS	Folsom, Calif. [Vista del Lago H.S.]
30	Blaise Biringer	INF	L/R	5-6	Jr.	1L	Tucson, Ariz. [Ole Miss]
17	Ali Blanchard	P	R/R	5-9	Sr.	TR	Lincoln, R.I. [Princeton]
00	Sophia Carroll	INF	R/R	5-10	Jr.	2L	Phoenix, Ariz. [Shadow Ridge H.S.]
23	Logan Cole	INF	L/R	5-4	Fr.	HS	Marana, Ariz. [Salpointe Catholic H.S.]
22	Paige Dimler	OF	L/L	5-11	So.	1L	Vista, Calif. [Rancho Buena Vista H.S.]
26	Olivia DiNardo	C/1B	L/R	5-8	Fr.	HS	San Mateo, Calif. [Aragon H.S.]
11	Brianna "Breezy" Hardy	P	R/R	5-5	Sr.	TR	Sierra Vista, Ariz. [Phoenix College]
4	Dakota Kennedy	OF	L/R	5-8	Fr.	HS	Sacramento, Calif. [Sheldon H.S.]
34	Devyn Netz	P/INF	R/R	5-9	Jr.	2L	Sierra Madre, Calif. [Ironwood Ridge H.S. [Tucson, Ariz.]]
15	Izzy Pacho	C/INF	R/R	5-5	RS Sr.	4L	Tucson, Ariz. [Ironwood Ridge H.S.]
21	Jasmine Perezchica	OF	L/R	5-7	Jr.	2L	La Quinta, Calif. [Palm Desert H.S.]
20	Carlie Scupin	INF	L/L	6-0	Jr.	2L	Tucson, Ariz. [Tucson H.S.]
3	Aissa Silva	P	L/L	5-7	Fr.	HS	Tucson, Ariz. [Moutain View H.S.]
9	Allie Skaggs	UTL	R/R	5-8	Jr.	2L	Louisville, Ky. [Ironwood Ridge H.S. [Tucson, Ariz.]]
12	Sydney Somerndike	P	R/R	5-7	Fr.	HS	Villa Park, Calif. [Villa Park H.S.]

STAFF
Head Coach » **Caitlin Lowe** [10th season, 2nd as HC]
Assistant Coach » **Taryne Mowatt-McKinney** [6th season]
Assistant Coach » **Lauren Lappin** [2nd season]
Graduate Manager » **Greg McQuillin** [1st season]
Director of Recruiting-Operations » **Paul Nagy** [1st season]
Director of Events-Operations » **Ashley Summerset** [2nd season]
Strength Coach » **Nick McIntee** [1st season]
Equipment Manager » **Emily Dwerlkotte** [9th season]
Sports Information Director » **Katie Vick** [2nd season]
Student Managers » **Drew Calloway, Holly Mason, Calie Sower**
Video Coordinators » **Devin Hardesty**, **Anysia Romo**

BREAKDOWN
By Position » 5 pitchers, 2 catchers, 7 infielders, 4 outfielders, 2 utility players
By Year » 1 fifth-year senior, 2 seniors, 7 juniors, 1 sophomore, 7 freshmen
By Hometown » 8 Californians, 8 Arizonans, 1 Kentuckian, 1 Rhode Islander

PRONUNCIATION GUIDE

Kaiah Altmeyer	KAI-uh
Tayler **Biehl**	beel
Blaise Biringer	"Blaze" bear-IN-jer
Brianna Hardy	bree-AHN-uh
Izzy **Pacho**	PAH-choe
Jasmine **Perezchica**	PAIR-ehz-CHEE-kuh
Carlie **Scupin**	SCOOP-in
Aissa Silva	eye-EE-suh
Sydney **Somerndike**	sum-ern-DIKE
Taryne **Mowatt**-McKinney	MOE-it

CATS IN THE PAC-12

2023 PAC-12 STANDINGS

Rank	Team	Pac-12	Overall
1	Utah	5-1	21-5
2	UCLA	4-2	27-3
3	Stanford	2-1	24-3
4	Washington	3-3	22-6
5	**ARIZONA**	**3-3**	**20-9**
6	California	2-3-1	20-7-1
7	Arizona State	1-2	17-8
8	Oregon	2-4	19-8
9	Oregon State	1-4-1	10-15-1

PRESEASON PAC-12 COACHES POLL

Rank	Team	Points
1	UCLA	64 [8]
2	Stanford	54
3	Washington	53 [1]
3	Oregon	39
5	**ARIZONA**	**30**
6	Oregon State	25
7	California	21
8	Utah	20
9	Arizona State	18

ARIZONA ALL-TIME vs. THE PAC-12

Series	UA Record
Arizona vs. Arizona State	101-61-1
Arizona vs. California	89-34
Arizona vs. Oregon	90-34
Arizona vs. Oregon State	113-16
Arizona vs. Stanford	84-14-1
Arizona vs. UCLA	60-91
Arizona vs. Utah	46-15
Arizona vs. Washington	71-41

PAC-12 AWARDS

PAIGE DIMLER
Pac-12 All-Freshman: **1x**
2022

Pac-12 Weekly Awards: **1x**
2022: *Pac-12 Freshman of the Week [4/25-5/1]*

OLIVIA DINARDO
Pac-12 Weekly Awards: **2x**
2023: *Pac-12 Player of the Week [2/27-3/5]*
2023: *Pac-12 Freshman of the Week [2/27-3/5]*

DEVYN NETZ
Pac-12 Weekly Awards: **1x**
2023: *Pac-12 Player of the Week [2/20-2/26]*

IZZY PACHO
Pac-12 All-Academic: **1x**
2020: *Pac-12 Spring Academic Honor Roll*

JASMINE PEREZCHICA
All-Pac-12: **1x**
2022: *3rd Team*

CARLIE SCUPIN
Preseason All-Pac-12: **1x**
2023
Pac-12 All-Freshman: **1x**
2021

Pac-12 Weekly Awards: **3x**
2021: *Pac-12 Player of the Week [2/22-28]*
2021: *Pac-12 Freshman of the Week [2/22-28]*
2021: *Pac-12 Player of the Week [4/19-25]*

ALLIE SKAGGS
Preseason All-Pac-12: **1x**
2023
All-Pac-12: **1x**
2022: *2nd Team*

Pac-12 Weekly Awards: **2x**
2022: *Pac-12 Player of the Week [4/18-24]*
2022: *Pac-12 Player of the Week [4/25-5/1]*

PAC-12 AWARDS [ALL-TIME]

PAC-12 PLAYER OF THE YEAR
2017 Katiyana Mauga
2005 Caitlin Lowe
1998 Alison McCutcheon
1997 Alison McCutcheon
1996 Jenny Dalton
1995 Laura Espinoza
1994 Susie Parra

PAC-12 PITCHER OF THE YEAR
2017 Danielle O'Toole
2004 Alicia Hollowell
2002 Jennie Finch
2001 Jennie Finch

PAC-12 FRESHMAN OF THE YEAR
2021 Janelle Meoño
2014 Katiyana Mauga
2004 Caitlin Lowe[1]
2003 Alicia Hollowell[1]
2002 Lovieanne Jung[1]
1998 Toni Mascarenas[1]
1994 Leah Braatz[1]

PAC-12 DEFENSIVE PLAYER OF THE YEAR
2015 Hallie Wilson [1B]
2014 Kellie Fox [SS]
2007 Caitlin Lowe [OF]

PAC-12 BATTING CHAMPION
2021 Janelle Meoño [.442]
2019 Reyna Carranco [.433]

[1] Pac-12 Newcomer of the Year

CATS IN THE RANKINGS

ARIZONA IN THE RANKINGS [WEEK-BY-WEEK]

Week	Record	NFCA	USA	RPI
Pre	[0-0]	12	15	-
1	[5-0]	10	15	-
2	[7-3]	13	19	-
3	[10-5]	16	18	-
4	[15-6]	17	20	42
5	[17-7]	17	18	35
6	[20-9]	18	20	30
7				
8				
9				
10				
11				
12				
13				
14				
Final				

USA TODAY/NFCA TOP 25 [MAR. 21]

Rank	Team	Points	Record	Last Poll
1.	Oklahoma [32]	800	27-1	1
2.	Oklahoma State	761	25-2	2
3.	UCLA	715	27-3	3
4.	Tennessee	704	24-1	5
5.	Clemson	693	29-1	4
6.	Florida State	624	24-6	6
7.	Stanford	602	24-3	7
8.	Florida	543	22-5	8
9.	Washington	530	22-6	10
10.	Texas	477	26-5-1	11
11.	Virginia Tech	456	22-5	13
12.	Arkansas	434	21-8	9
13.	Kentucky	427	19-5-1	14
14.	Duke	389	24-5	15
15.	LSU	369	23-5	12
16.	Alabama	353	22-7	16
17.	Georgia	322	24-6	18
18.	**ARIZONA**	**243**	**20-9**	**17**
19.	Oregon	207	19-8	20
20.	Baylor	161	22-5	21
21.	Auburn	127	22-9	19
22.	Wichita State	121	23-6	23
23.	Utah	78	21-5	RV
24.	Northwestern	75	13-8	RV
25.	Louisiana	43	21-9	RV

ESPN.COM/USA SOFTBALL TOP 25 [MAR. 21]

Rank	Team	Record	Points	Last Poll
1.	Oklahoma [25]	27-1	625	1
2.	Oklahoma State	25-2	588	2
3.	Tennessee	24-1	564	T4
4.	UCLA	27-3	554	3
5.	Clemson	29-1	537	T4
6.	Stanford	24-3	474	7
7.	Florida State	24-6	467	6
8.	Texas	26-5-1	404	9
9.	Washington	22-6	401	8
10.	Florida	22-5	396	11
11.	Kentucky	19-5-1	366	14
12.	LSU	23-5	313	10
13.	Alabama	22-7	300	13
14.	Virginia Tech	22-5	296	15
15.	Duke	24-5	294	16
16.	Georgia	24-6	290	17
17.	Arkansas	21-8	289	12
18.	Oregon	19-8	187	19
19.	Utah	21-5	149	25
20.	**ARIZONA**	**20-9**	**142**	**18**
21.	Northwestern	13-8	120	24
22.	Baylor	22-5	113	20
23.	Louisiana	21-9	101	23
24.	Texas A&M	16-10	46	21
25.	Auburn	22-9	39	22

QUICK HITS

ARIZONA'S RECORD...

Overall	**20-9**
Pac-12	**3-3**
Home	**13-3**
Away	**3-3**
Neutral	**4-3**
vs. Ranked Opponents	**4-4**
Extra-Inning Games	**1-0**
Mercy-Rule Games	**15-0**
Streak	**L1**
Last 5 Games	**3-2**
Last 10 Games	**7-3**
During the Day	**14-8**
At Night	**6-1**
On Sunday	**3-2**
On Monday	**0-0**
On Tuesday	**0-0**
On Wednesday	**3-0**
On Thursday	**2-2**
On Friday	**6-4**
On Saturday	**6-1**
In White [Red]/White Uniforms	**4-0**
In White [Blue]/White Uniforms	**5-2**
In Blue/Blue Uniforms	**7-2**
In Light Gray/Light Gray Uniforms	**0-2**
In Dark Gray/Dark Gray Uniforms	**3-1**
In Red/White Uniforms	**1-2**
In Blue/White Uniforms	**0-0**

THE LAST TIME ARIZONA...

Scored 10+ runs	11 vs. Utah [3/19/23]
Scored 15+ runs	17 vs. TAMUC [3/4/23]
Scored 20+ runs	22 vs. Southern Utah [2/10/22]
Recorded 15+ hits	16 vs. TAMUC [3/4/23]
Recorded 20+ hits	20 vs. LIU Brooklyn [2/25/17]
Scored 10+ runs in an inning	11 [1st] vs. TAMUC [3/4/23]
Drew 10+ walks	11 vs. Utah [9 inn., 3/18/23]
Stole 5+ bases	5 at #8 Alabama [2/28/20]
Hit 5+ home runs	6 vs. UTEP [4/19/22]
Hit 2+ grand slams	2 vs. Oregon State [4/4/14]
Defeated No. 1 team [NFCA]	11-3 [5] vs. #1 FSU [3/9/19]
Defeated top-5 team	4-1 at #5 Arkansas [5/29/21]
Defeated top-10 team	5-2 vs. #7 Arkansas [2/23/23]
Won a run-rule game	9-1 [5] vs. New Mexico State [3/15/23]
Lost a run-rule game	0-10 [5] vs. Stanford [5/12/22]
Won in extra innings	10-9 [9] vs. Utah [3/18/23]
Lost in extra innings	3-4 [8] at #13 Arizona State [4/18/21]

THE LAST TIME AN ARIZONA PLAYER...

Recorded 4+ hits	4, Olivia DiNardo vs. TAMUC [3/4/23]
Recorded 5+ hits	5, Jessie Harper vs. Auburn [5/19/19]
Scored 4+ runs	4, Jessie Harper at Utah [4/6/19]
Drove in 6+ runs	7, Allie Skaggs vs. TAMUC [3/3/22]
Hit 2+ home runs	2, Paige Dimler vs. New Mexico State [3/15/22]
Hit 3+ home runs	3, Allie Skaggs vs. UTEP [4/19/22]
Hit a grand slam	Dakota Kennedy vs. Utah [3/19/23]
Hit back-to-back HR	Palacios, Skaggs vs. Illinois [5/20/22]
Hit back-to-back-to back HR	Mulipola, Harper & Palacios vs. Oregon St [3/27/21]
Drew 4+ walks	4, Allie Skaggs vs. Utah [9 inn., 3/18/23]
Stole 3+ bases	3, Isabella Dayton vs. Long Beach State [2/14/20]
Hit a [true] walkoff HR	Sharlize Palacios vs. Washington [4/3/22]
Had a [true] walkoff hit	Carlie Scupin 1B vs. Texas St. [3/5/22]
Had a [true] walkoff walk	Allie Skaggs vs. Utah [3/18/23]

THE LAST TIME AN ARIZONA PITCHER...

Struck out 10+	11, Hanah Bowen vs. Fresno State [4/30/22]
Struck out 15+	16, Taylor McQuillin vs. USF [2/15/19]
Threw a no-hitter	Alyssa Denham at Stanford [4/1/21]
Threw a perfect game	Michelle Floyd vs. Hartford [3/11/17]

GRAND SLAM TRACKER

Date	Batter	Opponent [Inn.]
Feb. 9	Izzy Pacho	Long Beach State [1st]
Feb. 25	Sophia Carroll	Drake [1st]
Mar. 1	Allie Skaggs	CSU Bakersfield [4th]
Mar. 3	Allie Skaggs	TAMUC [1st]
Mar. 11	Allie Skaggs	Arizona State [6th]
Mar. 19	Dakota Kennedy	Utah [1st]

Total Grand Slams: 6

2023 HONORS [BY PLAYER]

OLIVIA DINARDO

- NFCA Player of the Week [2/27-3/5]
- Pac-12 Player of the Week [2/27-3/5]
- Pac-12 Freshman of the Week [2/27-3/5]

DEVYN NETZ

- Pac-12 Player of the Week [2/20-2/26]
- D1 Softball Player of the Week [2/20-2/26]

CARLIE SCUPIN

- USA Softball Player of the Year [Top 50]
- Preseason All-Pac-12
- Softball America Preseason College Top 100 [#23]
- Softball America Preseason All-American [2nd Team]
- Extra Inning Extra Elite 100 [#44]
- D1 Softball Preseason Top 100 Players [#44]
- Extra Inning Position Ranking [#3 at 1B]
- D1 Softball Power Ranking [#3 at 1B]

ALLIE SKAGGS

- Preseason All-Pac-12
- Softball America Preseason All-American [1st Team]
- D1 Softball Preseason All-American [2nd Team]
- Softball America Preseason College Top 100 [#12]
- Extra Inning Extra Elite 100 [#15]
- D1 Softball Preseason Top 100 Players [#22]
- Extra Inning Position Ranking [#2 at 2B]
- D1 Softball Power Ranking [#2 at 2B]

BATTING ORDER GAME-BY-GAME

GAME	1	2	3	4	5	6	7	8	9
01 LBSU[1]	Jasmine Perezchica	Blaise Biringer	Allie Skaggs	Izzy Pacho	Carlie Scupin	Devyn Netz	Paige Dimler	Olivia DiNardo	Dakota Kennedy
02 Kansas[2]	Jasmine Perezchica	Blaise Biringer	Allie Skaggs	Izzy Pacho	Carlie Scupin	Devyn Netz	Paige Dimler	Dakota Kennedy	Tayler Biehl
03 LBSU[3]	Jasmine Perezchica	Blaise Biringer	Allie Skaggs	Izzy Pacho	Carlie Scupin	Devyn Netz	Paige Dimler	Olivia DiNardo	Kaiah Altmeyer
04 NC State[4]	Jasmine Perezchica	Blaise Biringer	Allie Skaggs	Izzy Pacho	Carlie Scupin	Devyn Netz	Olivia DiNardo	Paige Dimler	Dakota Kennedy
05 NC State[5]	Jasmine Perezchica	Blaise Biringer	Allie Skaggs	Izzy Pacho	Carlie Scupin	Devyn Netz	Paige Dimler	Sophia Carroll	Dakota Kennedy
06 Florida St.[4]	Jasmine Perezchica	Blaise Biringer	Allie Skaggs	Izzy Pacho	Carlie Scupin	Devyn Netz	Olivia DiNardo	Paige Dimler	Dakota Kennedy
07 Texas A&M[6]	Jasmine Perezchica	Blaise Biringer	Allie Skaggs	Izzy Pacho	Carlie Scupin	Olivia DiNardo	Devyn Netz	Paige Dimler	Kaiah Altmeyer
08 Mississippi St.[7]	Blaise Biringer	Allie Skaggs	Izzy Pacho	Carlie Scupin	Olivia DiNardo	Paige Dimler	Dakota Kennedy	Tayler Biehl	Kaiah Altmeyer
09 Virginia Tech[8]	Blaise Biringer	Dakota Kennedy	Allie Skaggs	Carlie Scupin	Devyn Netz	Olivia DiNardo	Izzy Pacho	Paige Dimler	Kaiah Altmeyer
10 Indiana[9]	Blaise Biringer	Dakota Kennedy	Allie Skaggs	Carlie Scupin	Olivia DiNardo	Paige Dimler	Izzy Pacho	Tayler Biehl	Kaiah Altmeyer
11 Arkansas[10]	Blaise Biringer	Dakota Kennedy	Allie Skaggs	Carlie Scupin	Devyn Netz	Olivia DiNardo	Paige Dimler	Izzy Pacho	Kaiah Altmeyer
12 Arkansas[11]	Blaise Biringer	Dakota Kennedy	Allie Skaggs	Carlie Scupin	Devyn Netz	Paige Dimler	Izzy Pacho	Tayler Biehl	Kaiah Altmeyer
13 Drake[12]	Blaise Biringer	Dakota Kennedy	Allie Skaggs	Devyn Netz	Carlie Scupin	Olivia DiNardo	Tayler Biehl	Paige Dimler	Kaiah Altmeyer
14 Arkansas[13]	Blaise Biringer	Dakota Kennedy	Allie Skaggs	Devyn Netz	Olivia DiNardo	Carlie Scupin	Tayler Biehl	Izzy Pacho	Sophia Carroll
15 Drake[14]	Blaise Biringer	Devyn Netz	Carlie Scupin	Olivia DiNardo	Allie Skaggs	Sophia Carroll	Izzy Pacho	Tayler Biehl	Logan Cole
16 CSUB[15]	Blaise Biringer	Devyn Netz	Carlie Scupin	Olivia DiNardo	Allie Skaggs	Dakota Kennedy	Paige Dimler	Sophia Carroll	Tayler Biehl
17 Weber St.[16]	Jasmine Perezchica	Blaise Biringer	Carlie Scupin	Olivia DiNardo	Devyn Netz	Allie Skaggs	Izzy Pacho	Paige Dimler	Dakota Kennedy
18 A&M-Commerce[17]	Jasmine Perezchica	Blaise Biringer	Carlie Scupin	Olivia DiNardo	Allie Skaggs	Devyn Netz	Sophia Carroll	Dakota Kennedy	Tayler Biehl
19 Nebraska[17]	Jasmine Perezchica	Blaise Biringer	Carlie Scupin	Olivia DiNardo	Allie Skaggs	Devyn Netz	Sophia Carroll	Dakota Kennedy	Tayler Biehl
20 A&M-Commerce[18]	Jasmine Perezchica	Blaise Biringer	Carlie Scupin	Olivia DiNardo	Allie Skaggs	Tayler Biehl	Izzy Pacho	Paige Dimler	Dakota Kennedy
21 CSUN[19]	Jasmine Perezchica	Blaise Biringer	Carlie Scupin	Olivia DiNardo	Allie Skaggs	Devyn Netz	Izzy Pacho	Paige Dimler	Tayler Biehl
22 Arizona St.[19]	Jasmine Perezchica	Blaise Biringer	Carlie Scupin	Olivia DiNardo	Allie Skaggs	Devyn Netz	Izzy Pacho	Paige Dimler	Tayler Biehl
23 Arizona St.[20]	Jasmine Perezchica	Blaise Biringer	Carlie Scupin	Olivia DiNardo	Allie Skaggs	Izzy Pacho	Sophia Carroll	Paige Dimler	Dakota Kennedy
24 Arizona St.[21]	Jasmine Perezchica	Blaise Biringer	Carlie Scupin	Olivia DiNardo	Allie Skaggs	Devyn Netz	Izzy Pacho	Sophia Carroll	Dakota Kennedy
25 NMSU[22]	Jasmine Perezchica	Blaise Biringer	Carlie Scupin	Allie Skaggs	Olivia DiNardo	Izzy Pacho	Dakota Kennedy	Sophia Carroll	Paige Dimler
26 NMSU[23]	Jasmine Perezchica	Blaise Biringer	Carlie Scupin	Allie Skaggs	Olivia DiNardo	Dakota Kennedy	Paige Dimler	Izzy Pacho	Sophia Carroll
27 Utah[24]	Jasmine Perezchica	Blaise Biringer	Allie Skaggs	Olivia DiNardo	Devyn Netz	Izzy Pacho	Dakota Kennedy	Paige Dimler	Tayler Biehl
28 Utah[25]	Jasmine Perezchica	Blaise Biringer	Allie Skaggs	Devyn Netz	Olivia DiNardo	Dakota Kennedy	Izzy Pacho	Sophia Carroll	Tayler Biehl
29 Utah[25]	Jasmine Perezchica	Blaise Biringer	Allie Skaggs	Devyn Netz	Olivia DiNardo	Dakota Kennedy	Izzy Pacho	Sophia Carroll	Tayler Biehl
30 Washington									
31 Washington									
32 Washington									
33 Georgetown									
34 San Diego									
35 San Diego									
36 Georgetown									
37 Stanford									
38 Stanford									
39 Stanford									
40 UCLA									
41 UCLA									
42 UCLA									
43 GCU									
44 Oregon									
45 Oregon									
46 Oregon									
47 Oregon St.									
48 Oregon St.									
49 Oregon St.									
50 California									
51 California									
52 California									

BY PLAYER:	1	2	3	4	5	6	7	8	9
	Perezchica [14-6]	Biringer [14-6]	Skaggs [10-6]	DiNardo [8-3]	Skaggs [7-2]	Netz [8-3]	Pacho [9-2]	Dimler [8-3]	Biehl [6-3]
	Biringer [6-3]	Kennedy [4-2]	Scupin [10-2]	Pacho [5-2]	Scupin [6-2]	Kennedy [3-1]	Dimler [6-1]	Carroll [4-2]	Altmeyer [5-3]
		Netz [2-0]	Pacho [0-1]	Scupin [3-2]	DiNardo [4-3]	DiNardo [2-2]	Kennedy [1-2]	Biehl [3-1]	Kennedy [6-2]
		Skaggs [0-1]		Netz [2-2]	Netz [3-2]	Dimler [2-1]	Carroll [2-1]	Kennedy [2-1]	Carroll [1-1]
				Skaggs [2-0]		Pacho [2-1]	Biehl [1-1]	Pacho [1-2]	Cole [1-0]
						Biehl [1-0]	DiNardo [1-1]	DiNardo [2-0]	Dimler [1-0]
						Carroll [1-0]	Netz [0-1]		
						Scupin [0-1]			
						Skaggs [1-0]			

BY LINEUP

1 [1-0]	**11** [1-0]	**21** [0-1]
2 [1-0]	**12** [1-0]	**22** [1-0]
3 [1-0]	**13** [0-1]	**23** [1-0]
4 [1-1]	**14** [1-0]	**24** [0-1]
5 [1-0]	**15** [1-0]	**25** [1-1]
6 [0-1]	**16** [1-0]	
7 [0-1]	**17** [1-1]	
8 [1-0]	**18** [1-0]	
9 [1-0]	**19** [2-0]	
10 [0-1]	**20** [1-0]	

STARTERS GAME-BY-GAME

GAME	P	C	1B	2B	3B	SS	LF	CF	RF	DP
01 LBSU[1]	Devyn Netz	Izzy Pacho	Carlie Scupin	Allie Skaggs	Blaise Biringer	Tayler Biehl	Dakota Kennedy	Jasmine Perezchica	Paige Dimler	Olivia DiNardo
02 Kansas[2]	Ali Blanchard	Izzy Pacho	Carlie Scupin	Allie Skaggs	Blaise Biringer	Tayler Biehl	Dakota Kennedy	Jasmine Perezchica	Paige Dimler	Devyn Netz
03 LBSU[3]	Devyn Netz	Izzy Pacho	Carlie Scupin	Allie Skaggs	Blaise Biringer	Sophia Carroll	Kaiah Altmeyer	Jasmine Perezchica	Paige Dimler	Olivia DiNardo
04 NC State[4]	Devyn Netz	Izzy Pacho	Carlie Scupin	Allie Skaggs	Blaise Biringer	Sophia Carroll	Dakota Kennedy	Jasmine Perezchica	Paige Dimler	Olivia DiNardo
05 NC State[5]	Aissa Silva	Izzy Pacho	Carlie Scupin	Allie Skaggs	Blaise Biringer	Sophia Carroll	Dakota Kennedy	Jasmine Perezchica	Paige Dimler	Devyn Netz
06 Florida St.[4]	Devyn Netz	Izzy Pacho	Carlie Scupin	Allie Skaggs	Blaise Biringer	Sophia Carroll	Dakota Kennedy	Jasmine Perezchica	Paige Dimler	Olivia DiNardo
07 Texas A&M[3]	Devyn Netz	Izzy Pacho	Carlie Scupin	Allie Skaggs	Blaise Biringer	Sophia Carroll	Kaiah Altmeyer	Jasmine Perezchica	Paige Dimler	Olivia DiNardo
08 Mississippi St.[6]	Ali Blanchard	Izzy Pacho	Carlie Scupin	Allie Skaggs	Blaise Biringer	Tayler Biehl	Dakota Kennedy	Kaiah Altmeyer	Paige Dimler	Olivia DiNardo
09 Virginia Tech[7]	Devyn Netz	Izzy Pacho	Carlie Scupin	Allie Skaggs	Blaise Biringer	Sophia Carroll	Paige Dimler	Kaiah Altmeyer	Dakota Kennedy	Olivia DiNardo
10 Indiana[8]	Sydney Somerndike	Izzy Pacho	Carlie Scupin	Allie Skaggs	Blaise Biringer	Tayler Biehl	Dakota Kennedy	Kaiah Altmeyer	Paige Dimler	Olivia DiNardo
11 Arkansas[9]	Devyn Netz	Izzy Pacho	Carlie Scupin	Allie Skaggs	Blaise Biringer	Sophia Carroll	Dakota Kennedy	Kaiah Altmeyer	Paige Dimler	Olivia DiNardo
12 Arkansas[10]	Aissa Silva	Izzy Pacho	Carlie Scupin	Allie Skaggs	Blaise Biringer	Tayler Biehl	Dakota Kennedy	Kaiah Altmeyer	Paige Dimler	Devyn Netz
13 Drake[11]	Sydney Somerndike	Olivia DiNardo	Carlie Scupin	Allie Skaggs	Blaise Biringer	Tayler Biehl	Dakota Kennedy	Kaiah Altmeyer	Paige Dimler	Devyn Netz
14 Arkansas[12]	Devyn Netz	Izzy Pacho	Carlie Scupin	Allie Skaggs	Blaise Biringer	Sophia Carroll	Dakota Kennedy	Kaiah Altmeyer	Tayler Biehl	Olivia DiNardo
15 Drake[13]	Devyn Netz	Izzy Pacho	Carlie Scupin	Allie Skaggs	Blaise Biringer	Sophia Carroll	Tayler Biehl	Kaiah Altmeyer	Logan Cole	Olivia DiNardo
16 CSUB[14]	Sydney Somerndike	Olivia DiNardo	Carlie Scupin	Allie Skaggs	Blaise Biringer	Sophia Carroll	Tayler Biehl	Dakota Kennedy	Paige Dimler	Devyn Netz
17 Weber St.[4]	Devyn Netz	Izzy Pacho	Carlie Scupin	Allie Skaggs	Blaise Biringer	Sophia Carroll	Dakota Kennedy	Jasmine Perezchica	Paige Dimler	Olivia DiNardo
18 A&M-Commerce[15]	Aissa Silva	Olivia DiNardo	Carlie Scupin	Allie Skaggs	Blaise Biringer	Sophia Carroll	Dakota Kennedy	Jasmine Perezchica	Tayler Biehl	Devyn Netz
19 Nebraska[16]	Devyn Netz	Izzy Pacho	Carlie Scupin	Allie Skaggs	Blaise Biringer	Sophia Carroll	Dakota Kennedy	Jasmine Perezchica	Tayler Biehl	Olivia DiNardo
20 A&M-Commerce[17]	Ali Blanchard	Izzy Pacho	Carlie Scupin	Allie Skaggs	Blaise Biringer	Tayler Biehl	Dakota Kennedy	Jasmine Perezchica	Paige Dimler	Olivia DiNardo
21 CSUN[18]	Devyn Netz	Izzy Pacho	Carlie Scupin	Allie Skaggs	Blaise Biringer	Sophia Carroll	Tayler Biehl	Jasmine Perezchica	Paige Dimler	Olivia DiNardo
22 Arizona St.[18]	Devyn Netz	Izzy Pacho	Carlie Scupin	Allie Skaggs	Blaise Biringer	Sophia Carroll	Tayler Biehl	Jasmine Perezchica	Paige Dimler	Olivia DiNardo
23 Arizona St.[19]	Aissa Silva	Izzy Pacho	Carlie Scupin	Allie Skaggs	Blaise Biringer	Sophia Carroll	Dakota Kennedy	Jasmine Perezchica	Paige Dimler	Olivia DiNardo
24 Arizona St.[16]	Devyn Netz	Izzy Pacho	Carlie Scupin	Allie Skaggs	Blaise Biringer	Sophia Carroll	Dakota Kennedy	Jasmine Perezchica	Tayler Biehl	Olivia DiNardo
25 NMSU[20]	Sydney Somerndike	Izzy Pacho	Carlie Scupin	Allie Skaggs	Blaise Biringer	Sophia Carroll	Dakota Kennedy	Jasmine Perezchica	Paige Dimler	Olivia DiNardo
26 NMSU[21]	Ali Blanchard	Izzy Pacho	Carlie Scupin	Allie Skaggs	Blaise Biringer	Sophia Carroll	Dakota Kennedy	Jasmine Perezchica	Paige Dimler	Olivia DiNardo
27 Utah[22]	Devyn Netz	Izzy Pacho	Tayler Biehl	Allie Skaggs	Blaise Biringer	Sophia Carroll	Dakota Kennedy	Jasmine Perezchica	Paige Dimler	Olivia DiNardo
28 Utah[23]	Aissa Silva	Izzy Pacho	Devyn Netz	Allie Skaggs	Blaise Biringer	Sophia Carroll	Dakota Kennedy	Jasmine Perezchica	Tayler Biehl	Olivia DiNardo
29 Utah[24]	Ali Blanchard	Izzy Pacho	Devyn Netz	Allie Skaggs	Blaise Biringer	Sophia Carroll	Dakota Kennedy	Jasmine Perezchica	Tayler Biehl	Olivia DiNardo
30 Washington										
31 Washington										
32 Washington										
33 Georgetown										
34 San Diego										
35 San Diego										
36 Georgetown										
37 Stanford										
38 Stanford										
39 Stanford										
40 UCLA										
41 UCLA										
42 UCLA										
43 GCU										
44 Oregon										
45 Oregon										
46 Oregon										
47 Oregon St.										
48 Oregon St.										
49 Oregon St.										
50 California										
51 California										
52 California										

TOTALS:	P	C	1B	2B	3B	SS	LF	CF	RF	DP
	Netz [8-7] Silva [5-0] Blanchard [3-2] Somerndike [4-0]	Pacho [17-9] DiNardo [3-0]	Scupin [19-7] Netz [1-1] Biehl [0-1]	Skaggs [20-9]	Biringer [20-9]	Carroll [14-8] Biehl [6-1]	Kennedy [14-8] Biehl [4-0] Altmeyer [1-1] Dimler [1-0]	Perezchica [14-6] Altmeyer [5-3] Kennedy [1-0]	Dimler [16-5] Biehl [2-4] Cole [1-0] Kennedy [1-0]	DiNardo [14-9] Netz [6-0]

BY STARTERS

1 [1-0]	**11** [1-0]	**21** [1-0]
2 [1-0]	**12** [0-1]	**22** [0-1]
3 [1-1]	**13** [1-0]	**23** [1-0]
4 [2-1]	**14** [1-0]	**24** [0-1]
5 [1-0]	**15** [1-0]	
6 [0-1]	**16** [0-2]	
7 [1-0]	**17** [1-0]	
8 [1-0]	**18** [2-0]	
9 [0-1]	**19** [1-0]	
10 [1-0]	**20** [1-0]	

HOME RUN RECORDS

NCAA CAREER HOME RUN LEADERS [70+]

	PLAYER, SCHOOL	HR	YEARS
1.	Jocelyn Alo, Oklahoma	122	18-22
2.	Lauren Chamberlain, Oklahoma	95	12-15
3.	**Jessie Harper, Arizona**	**92**	**17-21**
	Katiyana Mauga, Arizona	**92**	**14-17**
	Mia Davidson, Mississippi State	92	18-22
6.	Stacey Nuveman, UCLA	90	97-02
7.	**Stacie Chambers, Arizona**	**87**	**08-11**
8.	**Leah Braatz, Arizona**	**85**	**94-98**
	Laura Espinoza, Arizona	**85**	**92-95**
10.	Shelby Pendley, Arizona/Oklahoma	84	12/13-15
11.	Jessie Warren, Florida State	83	15-18
	Danyele Gomez, Louisiana	83	03-06
13.	Sierra Romero, Michigan	82	12-15
14.	Kristen Rivera, Washington	79	02-05
15.	Megan Baltzell, Longwood	76	12-15
	Jenny Dalton, Arizona	**76**	**93-96**
17.	Erika Piancastelli, McNeese	75	15-18
	Lexie Elkins, Louisiana	75	13-16
	Morgan Noad, Coastal Carolina	75	13-16
	Jennifer Gilbert, Ball State	75	11-14
21.	Jenna Cone, George Washington	73	17-21
	Jaime Clark, Washington	73	00-03
23.	Kelsey Horton, New Mexico St.	72	16-19
	Kelly Maja, Hawaii	72	10-13
25.	Kate Gordon, James Madison	71	17-21
	Alex Hugo, Georgia	71	13-16
	Chelsea Goodacre, Arizona	**71**	**12-15**
	Lauren Haeger, Florida	71	12-15
	Holly Tankersley, Louisiana	71	05-08
	Stephanie Best, UCF	71	02-05
31.	Kendyl Lindaman, Florida	70	17-21
	Ulufa Leilua, Mississippi State	70	17-21
	Shellie Robinson, USC Upstate	70	12-15
	Christi Orgeron, Louisiana	70	09-12

PAC-12 CAREER HOME RUN LEADERS [50+]

	PLAYER, SCHOOL	HR	YEARS
1.	**Jessie Harper, Arizona**	**92**	**17-21**
	Katiyana Mauga, Arizona	**92**	**14-17**
3.	Stacey Nuveman, UCLA	90	97-02
4.	**Stacie Chambers, Arizona**	**87**	**08-11**
5.	**Laura Espinoza, Arizona**	**85**	**92-95**
	Leah Braatz, Arizona	**85**	**94-98**
7.	Kristen Rivera, Washington	79	02-05
8.	**Jenny Dalton, Arizona**	**76**	**93-96**
9.	Jaime Clark, Washington	73	00-03
10.	**Chelsea Goodacre, Arizona**	**71**	**12-15**
11.	Alyssa Palomino-Cardoza, Arizona	**69**	**17-21**
	Kaitlin Cochran, Arizona State	69	06-09
13.	**Dejah Mulipola, Arizona**	**68**	**17-21**
14.	Stephany LaRosa, UCLA	66	12-15
	Katelyn Boyd, Arizona State	62	09-12
16.	Tairia Flowers, UCLA	61	00-03
	Lini Koria, Arizona	**61**	**09-12**
	Delaney Spaulding, UCLA	61	14-17
19.	Mindy Cowles, Arizona State	60	05-08
	Morganne Flores, Washington	60	17-21
21.	**Mackenzie Vandergeest, Arizona**	**59**	**01-04**
	Brigette Del Ponte, Arizona	**59**	**10-13**
	Ali Aguilar, Washington	58	14-17
24.	**Jenae Leles, Arizona**	**57**	**06-09**
	Delanie Wisz, LMU/UCLA	57	18-22
26.	Amber Freeman, Arizona State	56	12-15
	Maddi Hackbarth, Arizona State	56	17-21
28.	B.B. Bates, UCLA	55	10-13
	Caitlyn Benyi, UCLA	55	03-06
	Andrea Harrison, UCLA	55	09-12
	Veronica Nelson, California	55	00-03
32.	Valerie Arioto, California	54	08-12
	Danielle Henderson, California	54	12-15
	Kylee Lahners, Washington	54	12-15
35.	Bailey Klingler, Texas A&M/Washington	53	19-
36.	Tarrah Beyester, Oregon State	52	97-00
	Leticia Pineda, Arizona	**52**	**95-98**
	Jackie Coburn, Arizona	**52**	**02-05**
39.	**Brittany Lastrapes, Arizona**	**51**	**08-11**
40.	**Jennie Finch, Arizona**	**50**	**99-02**
	Jessica Mendoza, Stanford	50	99-02
	Claire Sua, UCLA	50	09-12

ARIZONA CAREER HOME RUN LEADERS [50+]

	PLAYER	HR	YEARS
1.	Katiyana Mauga rh	92	14-17
	Jessie Harper rh	92	17-21
3.	Stacie Chambers lh	87	08-11
4.	Laura Espinoza rh	85	92-95
	Leah Braatz rh	85	94-98
6.	Jenny Dalton rh	76	93-96
7.	Chelsea Goodacre lh	71	12-15
8.	Alyssa Palomino-Cardoza lh	69	17-21
9.	Dejah Mulipola rh	68	17-21
10.	Lini Koria rh	61	09-12
11.	Mackenzie Vandergeest rh	59	01-04
	Brigette Del Ponte rh	59	10-13
13.	Jenae Leles rh	57	06-09
14.	Leticia Pineda rh	52	95-98
	Jackie Coburn rh	52	02-05
15.	Brittany Lastrapes lh	51	08-11
16.	Jennie Finch rh	50	99-02

ARIZONA SINGLE SEASON HOME RUN LEADERS [20+]

	PLAYER	HR	YEAR
1.	Laura Espinoza rh	37	1995
2.	Stacie Chambers lh	31	2009
3.	Laura Espinoza rh	30	1994
4.	Jessie Harper rh	29	2019
5.	Jenny Dalton rh	28	1995
6.	Katiyana Mauga rh	26	2015
7.	Jenny Dalton rh	25	1996
	Leah Braatz rh	25	1998
	Toni Mascarenas rh	25	2001
	Lovieanne Jung rh	25	2003
	Katiyana Mauga rh	25	2017
12.	Chelsea Goodacre lh	24	2015
	Allie Skaggs rh	**24**	**2022**
14.	Jenae Leles rh	23	2009
	Dejah Mulipola rh	23	2019
16.	Chelsea Goodacre lh	22	2014
17.	Leah Braatz rh	21	1995
	Leah Braatz rh	21	1997
	Leneah Manuma lh	21	2002
	Stacie Chambers lh	21	2010
	Brigette Del Ponte rh	21	2010
	Katiyana Mauga rh	21	2016
	Dejah Mulipola rh	21	2021
24.	Leticia Pineda rh	20	1998
	Mackenzie Vandergeest rh	20	2001
	Stacie Chambers lh	20	2011
	Katiyana Mauga rh	20	2014
	Sharlize Palacios rh	20	2022

ARIZONA FRESHMAN HOME RUN LEADERS [10+]

	PLAYER	HR	YEAR
1.	Brigette Del Ponte rh	21	2010
2.	Mackenzie Vandergeest rh	20	2001
	Katiyana Mauga rh	20	2014
4.	Leneah Manuma lh	19	2001
	Shelby Pendley lh	19	2012
	Jessie Harper rh	19	2017
7.	Leah Braatz rh	18	1994
	Sharlize Palacios rh	18	2021
9.	Alyssa Palomino-Cardoza lh	16	2017
	Stacie Chambers lh	15	2008
11.	Jackie Coburn rh	14	2002
12.	Lauren Young rh	12	2013
	Lini Koria rh	12	2009
	Dejah Mulipola rh	12	2017
15.	Mo Mercado rh	11	2014
16.	**Paige Dimler lh**	**10**	**2022**

#HOMERUNU

ARIZONA HOME RUN RECORDS

HOME RUNS, SINGLE GAME

No.	Player	HR	Year
1.	Jenny Dalton	3	1996
	Stacie Chambers	3	2010
	Lini Koria	3	2012
	Katiyana Mauga	3	2014
	Chelsea Goodacre	3	2015
	Hallie Wilson	3	2015
	Jessie Harper	3	2019
	Allie Skaggs	**3**	**2022**

ARIZONA SEASON HOME RUN LEADERS [15+]

No.	Player	HR	Year
1.	Laura Espinoza rh	37	1995
2.	Stacie Chambers lh	31	2009
3.	Laura Espinoza rh	30	1994
--			
12.	Chelsea Goodacre lh	24	2015
	Allie Skaggs rh	**24**	**2022**
--			
29.	Leneah Manuma lh	19	2001
	Shelby Pendley lh	19	2012
	Jessie Harper rh	19	2017
	Alyssa Palomino-Cardoza lh	19	2018
	Alyssa Palomino-Cardoza lh	19	2019
	Carlie Scupin lh	**19**	**2022**

ARIZONA FRESHMAN HOME RUN LEADERS [10+]

No.	Player	HR	Year
1.	Brigette Del Ponte rh	21	2010
2.	Mackenzie Vandergeest rh	20	2001
	Katiyana Mauga rh	20	2014
4.	Leneah Manuma lh	19	2001
	Shelby Pendley lh	19	2012
	Jessie Harper rh	19	2017
7.	Leah Braatz rh	18	1994
	Sharlize Palacios rh	18	2021
9.	Alyssa Palomino-Cardoza lh	16	2017
	Stacie Chambers lh	15	2008
11.	Jackie Coburn rh	14	2002
12.	Lauren Young rh	12	2013
	Lini Koria rh	12	2009
	Dejah Mulipola rh	12	2017
15.	Mo Mercado rh	11	2014
16.	**Paige Dimler lh**	**10**	**2022**

8 NCAA CHAMPIONSHIPS (91, 93, 94, 96, 97, 01, 06, 07) • 12 CONFERENCE CHAMPIONSHIPS (79, 92, 94, 95, 97, 98, 01, 03, 04, 05, 07, 17)

NO-HITTERS/PERFECT GAMES

NO-HITTERS [95]

	Date	Pitcher	Opponent [Inn.]
1.	4/17/1977	Tonja Andreon	NAU
2.	5/28/1977	Tonja Andreon	Arizona State
3.	4/17/1982	Sandy Miramontes	USC
4.	3/11/1983	Sheryl Kempkes	SDSU
5.	3/6/1984	Pam Stone	UC Santa Barbara
6.	5/4/1984	Sandy Miramontes	Oregon
7.	3/7/1987	Teresa Cherry	Central Michigan
8.	3/19/1987	Lisa Bautista	Oklahoma [5]
9.	3/26/1987	Teresa Cherry	Fresno State
10.	2/25/1988	Lisa Bautista	Minnesota
11.	3/12/1988	Leslie VanOver	Oregon State
12.	3/24/1988	Leslie VanOver	San Francisco
13.	5/6/1989	Doreen Juarez	California
14.	4/21/1990	Julie Jones	California
15.	2/14/1991	Debby Day	Pacific [5]
16.	2/22/1991	Debby Day	#10 UNLV
17.	2/24/1991	Susie Parra	UC Santa Barbara
18.	3/22/1991	Julie Jones	Colorado State
19.	3/22/1991	Debby Day	Oregon State
20.	4/5/1991	Susie Parra	St. Mary's [5]
21.	4/5/1991	Debby Day	St. Mary's
22.	4/11/1992	Susie Parra[1]	Oregon State [6]
23.	4/24/1992	Debby Day	Oregon State
24.	4/25/1992	Debby Day	Oregon
25.	2/13/1993	Susie Parra	UTSA [5]
26.	2/19/1993	Susie Parra	#3 Fresno State
27.	4/18/1993	Susie Parra[1]	#8 California [8]
28.	2/13/1994	Susie Parra	#14 Texas A&M
29.	4/23/1994	Susie Parra	Oregon State
30.	3/4/1995	Carrie Dolan	New Mexico [5]
31.	3/4/1995	Nancy Evans	#22 Pacific [5]
32.	3/5/1995	Nancy Evans	New Mexico [5]
33.	3/24/1995	Carrie Dolan	#22 Texas A&M
34.	2/23/1997	Carrie Dolan	Alabama [5]
35.	3/7/1998	Nancy Evans	Texas Tech [6]
36.	4/19/1998	Nancy Evans	#12 Stanford [5]
37.	5/9/1998	Nancy Evans	UCLA
38.	5/21/1999	Jennie Finch	Southwest Texas
39.	2/4/2000	Becky Lemke	#5 Southern Miss. [5]
40.	2/18/2000	Jennie Finch	Tennessee Tech [5]
41.	2/25/2000	Jennie Finch	Drake [5]
42.	3/11/2000	Becky Lemke	BYU
43.	5/18/2000	Becky Lemke	MTSU [6]
44.	5/21/2000	Jennie Finch	#18 Nebraska
45.	2/2/2001	Becky Lemke	Florida Atlantic
46.	2/16/2001	Becky Lemke	Bowling Green [6]
47.	3/3/2001	Jenny Gladding	Indiana State [6]
48.	3/6/2001	Jenny Gladding	Creighton [6]
49.	3/13/2001	Becky Lemke	San Diego [5]
50.	4/1/2001	Jennie Finch	#15 Oregon State
51.	2/17/2002	Jennie Finch	NMSU [6]
52.	3/2/2002	Jennie Finch	Evansville [5]
53.	3/14/2002	Jennie Finch	Notre Dame
54.	2/8/2003	Alicia Hollowell	Wisconsin
55.	2/15/2003	Alicia Hollowell	Minnesota
56.	2/14/2004	Leslie Wolfe	Dayton [5]
57.	3/6/2004	Alicia Hollowell[1]	Indiana, 20 Ks
58.	3/12/2004	Alicia Hollowell	Missouri
59.	4/23/2004	Hollowell/Allen	#16 Oregon State [5]
60.	2/13/2005	Alicia Hollowell[1]	UT-Chattanooga
61.	2/18/2005	Alicia Hollowell	Marshall
62.	2/25/2005	Alicia Hollowell	Sam Houston State
63.	2/26/2005	Alicia Hollowell	Louisiana Tech
64.	3/4/2005	Alicia Hollowell	Eastern Michigan [5]
65.	3/12/2005	Alicia Hollowell[1]	UNLV
66.	3/16/2005	Alicia Hollowell[1]	Long Beach State
67.	3/20/2005	Alicia Hollowell	#18 Fresno State [5]
68.	2/10/2006	Alicia Hollowell	#15 Northwestern [6]
69.	2/11/2006	Alicia Hollowell	#6 Texas A&M [5]
70.	3/3/2006	Alicia Hollowell	Long Beach State
71.	3/16/2006	Taryne Mowatt	UNLV
72.	3/18/2006	Taryne Mowatt[1]	CSUN [5]
73.	4/30/2006	Alicia Hollowell	#15 Washington
74.	2/16/2007	Taryne Mowatt	Texas Tech
75.	4/6/2007	Taryne Mowatt	#9 Arizona State
76.	5/18/2007	Taryne Mowatt	Howard [5]
77.	2/29/2008	Mowatt/Akamine	South Florida
78.	3/8/2008	Lindsey Sisk	La Salle
79.	5/4/2008	Taryne Mowatt	#23 Washington
80.	2/12/2010	Sarah Akamine	Western Michigan [5]
81.	3/3/2010	Kenzie Fowler	NMSU [5]
82.	3/12/2010	Sarah Akamine	Northern Colorado [5]
83.	3/28/2010	Kenzie Fowler	New Mexico [5]
84.	4/7/2010	Kenzie Fowler	UTEP [5]
85.	4/24/2010	Kenzie Fowler[1]	Oregon State [5]
86.	3/25/2011	Fowler/Babcock	CSUN [5]
87.	3/3/2012	Shelby Babcock	College of Charleston [5]
88.	2/9/2014	Piñon/Fowler	Southern Miss [5]
89.	3/11/2017	Michelle Floyd[1]	Hartford [5]
90.	3/24/2017	Danielle O'Toole	#6 Washington
91.	2/11/2018	Taylor McQuillin	New Mexico [5]
92.	3/24/2019	Alyssa Denham	Oregon State
93.	2/16/2020	Alyssa Denham	Long Beach State
94.	2/20/2021	Hanah Bowen	New Mexico [5]
95.	4/1/2021	Alyssa Denham	Stanford [5]

[1] PERFECT GAMES [9]

	Date	Pitcher	Opponent [Inn.]
1.	4/11/1992	Susie Parra	Oregon State [6]
2.	4/18/1993	Susie Parra	#8 California [8]
3.	3/6/2004	Alicia Hollowell	Indiana, 20 Ks
4.	2/13/2005	Alicia Hollowell	UT-Chattanooga
5.	3/12/2005	Alicia Hollowell	UNLV
6.	3/16/2005	Alicia Hollowell	Long Beach State
7.	3/18/2006	Taryne Mowatt	CSUN [5]
8.	4/24/2010	Kenzie Fowler	Oregon State [5]
9.	3/11/2017	Michelle Floyd	Hartford [5]

THE LAST NO-HITTER...

Overall ..... Alyssa Denham at Stanford [4/1/21]
To go 7 innings [non-mercy] ..... Alyssa Denham vs. LBSU [2/16/20]
To go more than 7 innings ..... Susie Parra vs. #8 Cal, 8 inn. [4/18/93]
At Hillenbrand Stadium ..... Hanah Bowen vs. New Mexico [2/20/21]
In a road game ..... Alyssa Denham at Stanford [4/1/21]
At a neutral site .. Taylor McQuillin vs. New Mexico [2/11/18]
Vs. a Pac-12 team ..... Alyssa Denham at Stanford [4/1/21]
Vs. a ranked team..... Danielle O'Toole vs. #6 Washington [3/24/17]
Vs. a top-10 team ..... Danielle O'Toole vs. #6 Washington [3/24/17]
Vs. a top-five team... Becky Lemke vs. #5 Southern Mississippi [2/4/00]
In the NCAA Tournament..... Taryne Mowatt vs. Howard [5/18/07]

THE LAST PERFECT GAME...

Overall ..... Michelle Floyd vs. Hartford [3/11/17]
To go 7 innings [non-mercy] ..... Alicia Hollowell vs. LBSU [3/16/05]
To go more than 7 innings ..... Susie Parra vs. #8 Cal, 8 inn. [4/18/93]
At Hillenbrand Stadium ..... Kenzie Fowler vs. Oregon State [4/24/10]
In a road game ..... Alicia Hollowell at UNLV [3/12/05]
At a neutral site ..... Michelle Floyd vs. Hartford [3/11/17]
Vs. a Pac-12 team.. Kenzie Fowler vs. Oregon State [4/24/10]
Vs. a ranked team .. Susie Parra vs. #8 Cal, 8 inn. [4/18/93]
Vs. a top-10 team.... Susie Parra vs. #8 Cal, 8 inn. [4/18/93]
Vs. a top-five team ..... N/A
In the NCAA Tournament..... N/A

PLAYER HONORS

NATIONAL PLAYERS OF THE YEAR [4] — 5 HONORS

Player [Pos.]	Year
Jenny Dalton [2B]	1996
Nancy Evans [P]	1998
Jennie Finch [P]	2001, 2002
Susie Parra [P]	1994

ALL-AMERICANS [57] — 110 HONORS

Player [Pos.]	Year [Team]
Wendy Allen [DP]	04 [1st]
K'Lee Arredondo [SS]	10 [2nd]
Lauren Bauer [LF]	98 [1st]; 99 [3rd]; 00 [2nd]; 01 [1st]
Leah Braatz [C]	94 [1st]; 95 [1st]; 97 [1st]; 98 [1st]
Reyna Carranco [2B]	19 [2nd]
Stacie Chambers [C]	09 [3rd]; 10 [2nd]
Autumn Champion [LF]	03 [1st]; 04 [1st]
Amy Chellevold [1B]	92 [3rd]; 93 [2nd]; 94 [1st]; 95 [1st]
Teresa Cherry [P]	88 [2nd]
Lindsey Collins [C]	00 [3rd]
Jenny Dalton [2B]	94 [1st]; 95 [1st]; 96 [1st]
Debby Day [P]	91 [3rd]; 92 [1st]
Brigette Del Ponte [3B]	11 [2nd]
Alyssa Denham [P]	21 [3rd]
Nicki Dennis [3B]	90 [2nd]
Carrie Dolan [P]	95 [1st]; 96 [2nd]
Laura Espinoza [SS]	93 [2nd]; 94 [1st]; 95 [1st]
Nancy Evans [P]	97 [1st]; 98 [1st]
Karen Fellenz [2B]	84 [1st]
Jennie Finch [P]	00 [1st]; 01 [1st]; 02 [2nd]
Courntey Fossati [RF]	03 [2nd]
Kenzie Fowler [P]	10 [1st]; 11 [2nd]
Kellie Fox [SS]	14 [3rd]; 15 [3rd]
Kristie Fox [SS]	05 [1st]; 06 [1st]
Nicole Giordano [LF]	99 [3rd]; 00 [2nd]; 01 [3rd]
Krista Gomez [3B]	96 [2nd]
Chelsea Goodacre [C]	15 [2nd]
Jessie Harper [1B/SS]	17 [1st], 19 [2nd], 21 [3rd]
Jamie Heggen [CF]	92 [2nd]; 93 [1st]
Alicia Hollowell [P]	03 [1st]; 04 [1st]; 06 [2nd]; 05 [2nd]
Vivian Holm [LF]	90 [1st]
Julie Jones [P]	90 [2nd]; 91 [2nd]
Lovie Jung [SS]	03 [1st]
Brittany Lastrapes [LF]	08 [3rd]; 09 [1st]; 10 [1st]; 11 [1st]
Jenae Leles [3B]	09 [3rd]
Becky Lemke [P]	99 [3rd]
Caitlin Lowe [CF]	04 [1st]; 05 [1st]; 06 [1st]; 07 [1st]
Katiyana Mauga [RF/3B]	15 [3rd]; 17 [2nd]
Leneah Manuma [1B]	01 [1st]; 02 [1st]
Toni Mascarenas [3B]	98 [1st]; 00 [2nd]; 01 [1st]
Alison McCutcheon [LF]	96 [1st]; 97 [1st]; 98 [1st]
Taylor McQuillin [P]	19 [1st]
JANELLE MEOÑO [LF]	21 [3rd]
Jody Miller-Pruitt [C]	92 [1st]; 93 [2nd]
Mo Mercado [SS]	17 [2nd]
Taryne Mowatt [P]	07 [2nd]
Dejah Mulipola [C]	19 [1st], 21 [3rd]
Leah O'Brien [CF]	94 [1st]; 95 [1st]; 97 [1st]
Danielle O'Toole [P]	17 [1st]
Alyssa Palomino-Cardoza [1B/OF]	18 [1st], 19 [1st]
Susie Parra [P]	92 [3rd]; 93 [1st]; 94 [1st]
Leticia Pineda [C]	96 [1st]; 97 [1st]; 98 [1st]
Laine Roth [1B]	08 [3rd]
Brandi Shriver [LF]	96 [2nd]
ALLIE SKAGGS [2B]	**22 [2nd]**
Julie Standering [SS]	91 [1st]
Hallie Wilson [1B]	14 [1st]

25 WOMEN'S COLLEGE WORLD SERIES APPEARANCES • 35 CONSECUTIVE NCAA TOURNAMENT APPEARANCES • 110 ALL-AMERICA HONORS

HILLENBRAND STADIUM

ARIZONA AT HILLENBRAND STADIUM

Year Opened:	1993 [31st season]
Dimensions:	Lines - 200, Center - 220
Capacity:	2,639
Overall Record:	821-117 [.875]
Pac-10/12 Games:	268-86 [.757]
NCAA Postseason:	77-11 [.871]
Top Winning Streaks:	70 games, 5/5/00-4/6/02
	45 games, 5/3/96-3/6/98
	30 games, 2020-21
	29 games, 1995-96
	28 games, 1993-94
	26 games, 1994-95
	25 games, 2017-18

YEAR-BY-YEAR

Year	Record	Total Att.	Average Att.
1993	20-2	8,808[2]	734 average[2]
1994	34-1	21,057[1]	1,316 average[1]
1995	30-1	25,261[1]	1,486 average[1]
1996	31-2	20,748[2]	1,383 average[2]
1997	30-0	22,294[2]	1,592 average[2]
1998	34-3	28,651[2]	1,433 average[2]
1999	33-5	28,189[2]	1,342 average[2]
2000	28-3	34,581[2]	1,330 average[2]
2001	37-0	46,499[1]	1,661 average[2]
2002	33-1	49,140[1]	1,775 average[2]
2003	25-4	35,711[2]	1,553 average[2]
2004[3]	29-3	32,273[1]	1,291 average[2]
2005	24-3	32,811[2]	1,367 average[2]
2006	30-3	33,594[1]	1,292 average[1]
2007	29-3	44,487[1]	1,588 average[1]
2008[3]	22-5	43,707[2]	1,900 average[2]
2009	23-3	44,249[2]	2,458 average[1]
2010	25-3	57,868[2]	2,516 average[1]
2011	22-11	72,545[1]	2,591 average[1]
2012	24-5	55,882[2]	2,328 average[2]
2013	20-7	46,255	2,202 average[2]
2014	31-3	61,405[2]	2,117 average[2]
2015	27-6	57,382[2]	2,207 average[2]
2016	22-8	50,119[2]	2,088 average
2017	30-4	68,588[2]	2,286 average[2]
2018	28-4	57,769[2]	2,221 average
2019	26-7	72,443[2]	2,572 average[2]
2020[3]	9-1	21,397[2]	2,675 average[2]
2021	28-3	6,217	[reduced capacity]
2022	24-10	74,028[2]	2,177[2]
2023	**13-3**	**30,329**	**1,896**
31 yrs	821-117	1,284,287	1,369 avg. [669 dates][4]

[1] Led NCAA
[2] Led Pac-10/12
[3] Attendance includes international exhibitions
[4] Total average does not include 2021 dates in which capacity was reduced due to COVID-19

TOP 30 CROWDS IN HILLENBRAND STADIUM HISTORY

No.	Att.	Game
1.	3,541	3/26/04, USA National Team
2.	3,227	5/9/03, UCLA
3.	3,161	4/7/02, UCLA
4.	3,006	2/15/20, Bryant & Oklahoma [DH]
5.	3,004	5/11/01, UCLA
6.	2,987	4/30/02, Arizona State
7.	2,959	2/12/22, Alabama
8.	2,941	2/18/20, USA National Team
9.	2,925	3/31/19, Arizona State
10.	2,921	3/30/19, Arizona State
11.	2,896	5/29/10, BYU [NCAA]
12.	2,895	3/8/19, Florida State
13.	2,895	4/18/09, California
14.	2,890	3/29/96, UCLA
15.	2,889	3/4/23, Nebraska & TAMUC [DH]
16.	2,856	4/30/17, Arizona State
17.	2,854	3/5/11, Minnesota & Idaho State [DH]
18.	2,844	4/26/08, Oregon State
19.	2,841	4/19/19, Stanford
	2,841	3/9/19, Florida State
21.	2,835	5/25/19, Ole Miss [NCAA]
22.	2,832	2/19/08, USA National Team
23.	2,821	3/16/19, Oregon
24.	2,817	3/9/11, Creighton
25.	2,811	5/13/22, Stanford
	2,811	4/19/03, Arizona State
27.	2,870	4/15/22, Oregon
28.	2,804	4/24/09, UCLA
29.	2,801	4/19/09, California
30.	2,794	5/14/10, UCLA
	2,794	4/10/09, Arizona State

Built in 1993, Rita Hillenbrand Memorial Stadium was the first of its kind and became the model that programs across the country emulated. For 26 seasons, the sport's original mecca stood as a historical setting to watch some of the best softball in the nation.

After just over a quarter century of dominance, the legendary stadium underwent a complete renovation from foul pole to foul pole, transforming the iconic venue into a state-of-the-art modern facility with modern amenities for fans and players alike.

The 2019 updates included brand new infield bleachers, including 100 additional seats, backed by a two-level, enclosed press box. Shade structure down both baselines and off the press box will provide cover from the Tucson sun for the majority of the infield seating.

For the players, widened dugouts with a restroom on both the home and visiting sides will improve the gameday experience. Also included in the renovations were new bullpens as well as a new outfield wall.

The 2019 renovations pair with the Lapan Family Center, Arizona's state-of-the-art team room and locker room erected in 2015, make Arizona's softball facility the standard, just as it was in year 1 in 1993.

Additional fan amenities include a renovated concourse, with a brand new entrance area and updated concession stands and restrooms. Pole-free netting will provide fans with improved sightlines from all infield seats.

Whether they come out to the tune of 3,541 for an exhibition pitting Team USA against Arizona, or for a Wildcats' regular-season game, the Arizona fans have proved themselves as some of the best in the country.

In 2017, the stadium's all-time attendance reached surpassed the 1,000,000 mark. The stadium opened in 1993 with 8,808 fans attending 12 home dates. Now, nearly three decades later, Hillenbrand has attracted over 50,000 fans in eight of the last nine seasons.

One reason for the stadium's appeal obviously is the Cats' typical home success. UA has played to a **821-117** record at home. That's 80 victories in every 100 games. In 2002, UCLA snapped a remarkable 70-game home field winning streak the Cats had built, which remains the national record.

That fan support underscores the attraction of UA softball and its home field, named in honor of the late Rita Hillenbrand, sister of the late Wildcat benefactor William G. Hillenbrand and his wife, Doby [Delores D.]. The couple financed the stadium and initial landscaping project, and the Hillenbrand family has continued to contribute funds to support Arizona softball and Wildcat athletics.

The family has provided tremendous support for a number of UA athletic programs through gifts to develop and support the UA's aquatic center, the baseball stadium and Arizona's football program. Another focal point in daily Wildcat athletics is the John W. Hillenbrand Meeting Center, named in memory of Bill's late father. That facility gave the athletics department a main auditorium, a half dozen classrooms and meeting rooms, and various office spaces used for the athletics department's mentoring programs and its Commitment to Athletes' Total Success [C.A.T.S.] program.

The NCAA has found the facility to be a quality site for postseason play as well, with The University of Arizona playing host to NCAA Regionals in 26 of the stadium's 31 years of existence. National television networks have also found the Wildcats and the stadium to be attractive to their audiences for a number of broadcasts since the facility was built for the 1993 season, including 100s of nationally televised contests in the last 10 years. All games attract a solid contingent of fans, area television and print reporters.

Hillenbrand Stadium and its success in helping bring Division I collegiate softball into increased national focus made it a national model in the early 1990s for dynamic softball programs. As on-campus college softball facilities go, it had elite status for several years until it engendered considerable copying. Today, major universities around the country are putting their teams in facilities with style and substance.

But Hillenbrand maintains one special feature, which makes it second to none — the infield, outfield and foul territories provide a top playing surface. Tucson's climate and round-the-year maintenance keep the facility in game-ready condition more than 300 days per year. Aside from the .876 home winning percentage, Arizona and visiting teams alike enjoy the facility for its playing surface. In 2004 and again in 2008, the infield was rebuilt with new clay and soil composition.

The University of Arizona softball program moved into the facility for the 1993 season and went out and proved it was equal to the trappings by winning consecutive NCAA championships and leading the nation in attendance in 1994 and 1995. UA added another back-to-back NCAA title splurge in 1996 and 1997, a sixth title in 2001, and the most recent back-to-back championships in 2006 and 2007. The outfield wall is festooned with those and other championship banners. UA also has won 10 conference titles since moving into Hillenbrand Stadium. The Cats also led the nation in attendance for three years from 2000-2002. Arizona has led the conference in attendance 12 of the past 16 seasons.

OLYMPIC TRAINING GROUND [8 PLAYERS, 2 ALTERNATES, 1 HEAD COACH]

« MIKE « CANDREA

UNITED STATES • HEAD COACH

MEDAL COUNTS:
OLYMPICS: 2004, 2008
YEARS AT ARIZONA: 1986-2021

- Winningest Division I coach in NCAA history.
- Most NCAA Championships in NCAA history [8]

« JENNIE « FINCH

UNITED STATES

MEDAL COUNTS:
OLYMPICS: 2004, 2008
YEARS AT ARIZONA: 1999-2002

- 2001 and 2002 National Player of the Year.
- Owner of the best perfect season [32-0, 2001] in NCAA history.

NICOLE » GIORDANO »

UNITED STATES • ALTERNATE

MEDAL COUNTS:
OLYMPICS: 2004
YEARS AT ARIZONA: 1998-2001

- Three-time All-American.
- Four-time all-Pac-10 performer.
- Third in Arizona history with 359 career hits.

ALICIA » HOLLOWELL »

UNITED STATES • ALTERNATE

MEDAL COUNTS:
OLYMPICS: 2008
YEARS AT ARIZONA: 2003-2006

- Arizona's all-time leader in career strikeouts [1,768] and victories [144].
- 2004 Pac-10 Pitcher of the Year & 2003 Pac-10 Newcomer of the Year.

« LOVIE « JUNG

UNITED STATES

MEDAL COUNTS:
OLYMPICS: 2004, 2008
YEARS AT ARIZONA: 2002-2003

- First-team All-American in 2003 when she hit .461, ninth best in UA history.
- Owns the Arizona career record in slugging percentage [.839].

« CAITLIN « LOWE

UNITED STATES

MEDAL COUNTS:
OLYMPICS: 2008
YEARS AT ARIZONA: 2004-2007

- One of two Wildcats in UA history to be a four-time first-team All-American.
- Winner of the 2007 Senior CLASS Award.

TAYLOR » McQUILLIN »

MEXICO

MEDAL COUNTS:
OLYMPICS: 2021
YEARS AT ARIZONA: 2016-2019

- 2019 first-team All-American.
- First four-time all-Pac-12 pitcher since Alicia Hollowell [2006].
- 2018 NCAA leader in shutouts [15].

« DEJAH « MULIPOLA

UNITED STATES

MEDAL COUNTS:
OLYMPICS: 2021
YEARS AT ARIZONA: 2017-2021

- 2018 Johnny Bench and two-time NFCA Catcher of the Year.
- In 2018, became UA's first first-team



« LEAH « O'BRIEN

UNITED STATES

MEDAL COUNTS:
OLYMPICS: 1996, 2000, 2004
YEARS AT ARIZONA: 1993-1997

- Three-time first-team All-American.
- Three-time NCAA Champion and two-time All-WCWS performer.
- UA's only three-time Olympian.

« DANIELLE « O'TOOLE

MEXICO

MEDAL COUNTS:
OLYMPICS: 2021
YEARS AT ARIZONA: 2016-2017

- First-team All-American in 2017.
- Pac-12 Pitcher of the Year in 2017.
- First-team All-Pac-12 pitcher in both seasons at Arizona.

25 WOMEN'S COLLEGE WORLD SERIES APPEARANCES • 35 CONSECUTIVE NCAA TOURNAMENT APPEARANCES • 110 ALL-AMERICA HONORS

2ND[1] SEASON AT ARIZONA
59-31 [.656]

[1]Lowe was a member of Arizona's coaching staff from 2014-2021. With Lowe on the coaching staff, Arizona went 330-111 [102-65 Pac-12] in that time period.

EDUCATION

- B.A. Psychology, University of Arizona, 2007

COACHING EXPERIENCE

- Arizona: Volunteer Assistant Coach [2014]
- Arizona: Associate Head Coach [2015-2021]
- Arizona: Head Coach [2021 - current]

LOWE IN THE ARIZONA RECORD BOOK

BATTING AVERAGE, SEASON [100 AB]

No.	Player	AB	Hits	Avg.	Year
2.	Caitlin Lowe	196	100	.510	2005

BATTING AVERAGE, CAREER [225 AB]

No.	Player	AB	Hits	Avg.	Years
2.	Caitlin Lowe	787	351	.446	2004-07

HITS, SEASON

No.	Player	Hits	Year
9.	Caitlin Lowe	100	2005

HITS, CAREER

No.	Player	Hits	Year
9.	Caitlin Lowe	351	2004-07

TRIPLES, CAREER

No.	Player	3B	Year
4.	Caitlin Lowe	12	2004-07

RUNS SCORED, SEASON

No.	Player	Runs	Year
9.	Caitlin Lowe	76	2004

RUNS SCORED, CAREER

No.	Player	Runs	Year
7.	Caitlin Lowe	242	2004-07

STOLEN BASES, SEASON

No.	Player	SB/A	Year
2.	Caitlin Lowe	49-50	2007
4.	Caitlin Lowe	47-50	2004
10.	Caitlin Lowe	33-35	2006

STOLEN BASES, CAREER

No.	Player	SB	Year
1.	Caitlin Lowe	156	2004-07

FRESHMAN BATTING AVERAGE

No.	Player	Avg.	Year
3.	Caitlin Lowe	.437	2004

HEAD COACH CAITLIN LOWE

- **Named head coach in June of 2021, following four seasons as associate head coach for Mike Candrea**
- **First female head coach to lead their team to the WCWS in their first year**
- **Two-time National Champion with Arizona in 2006 and 2007**
- **Four-time first-team NFCA All-American from 2004-2007**
- **Former Hall-of-Fame player with the USSSA Pride**
- **Silver medalist with Team USA at the 2008 Olympics**

Caitlin Lowe wrapped up her first season as the head coach of the University of Arizona softball team at the 2022 Women's College World Series. Lowe returned to her alma mater in 2012 after a hall-of-fame professional career and a successful international career with USA Softball.

One of the best centerfielders and leadoff hitters in the sport's history, Lowe has become an even better coach, working with UA's outfielders and offense.

Since Lowe joined the coaching staff in 2014, Arizona has won 40 or more games in eight of the nine seasons, advancing to super regionals every year, including back-to-back-to-back trips to the Women's College Series in 2019, 2021, and 2022. She also helped guide the Wildcats to the Pac-12 Championship in 2017, the program's 12th conference title.

In her first year at the helm of Arizona Softball, Lowe guided the Wildcats to their third-consecutive WCWS appearance. She became the first head coach in their first year to lead their team to the WCWS since the tournament expanded past 16 teams in 1988, and the first female head coach to do so in WCWS history. Following an 0-8 start to Pac-12 play, Lowe coached Arizona to their 35th-straight NCAA Tournament appearance and 25th overall WCWS appearance.

In Lowe's first game as head coach, the No. 9 Wildcats beat Southern Utah 22-1 in five innings, the largest opening day victory in school history.

Lowe, whose specialty is her work with the UA short-gamers, has mentored two of the last three Pac-12 batting champions. Reyna Carranco earned the distinction in 2019 before Janelle Meoño won the award in 2021. Meoño, the 2021 Pac-12 Freshman of the Year, became the first UA freshman to hit .400 in a season [.439] since Lowe did it herself in 2005 [.437].

In 2017, with her defensive expertise guiding the way, Arizona's three starting outfielders combined for one total error and had the best outfield fielding percentage [.994] in school history. That helped the Wildcats finish 52-9 and win their 11th conference championship. Lowe and the UA coaching staff was named NFCA Region Coaching Staff of the Year.

In 2019, Arizona's outfielders combined to post a .968 fielding percentage with 10 outfield assists, led by first-team All-American centerfielder Alyssa Palomino-Cardoza, who did not commit an error in 71 defensive chances. Lowe also helped mentor Reyna Carranco to the Pac-12 batting title. The Wildcats went 48-14 and went to the Women's College World Series.

LOWE'S ACCOMPLISHMENTS

- Became the first female head coach to lead their team to the WCWS in their first year
- Two-time National Champion with Arizona in 2006 and 2007
- Four-time first-team NFCA All-American from 2004-2007
- Former Hall-of-Fame player with the USSSA Pride
- Silver medalist with Team USA at the 2008 Olympics
- Holds the record for stolen bases in her four year career at Arizona [156]
- Ranks top 10 in Arizona history in batting average, hit, triples, runs scored, and stolen bases in a season and in her career
- Has the third best freshman batting average in Arizona history [.437]
- Unanimously named the greatest centerfielder of all time, both by a fan vote and by the 7Innings Podcast crew in its Greatest Softball Team of All-Time
- 2007 Lowe's Senior CLASS Award winner
- 2007 adidas Golden Shoe Award winner

SOPHIA CARROLL

PHOENIX, ARIZ. [SHADOW RIDGE H.S.]

JR • SS • R/R • 5-10

00

CAREER STATS

Year	avg	gp-gs	ab	r	h	2b	3b	hr	rbi	tb	slg%	bb	hbp	so	gdp	ob%	sf	sh	sb-att	po	a	e	fld%
2021	.143	7-0	7	0	1	1	0	0	0	2	.286	0	0	1	0	.143	0	0	0-0	0	3	0	1.000
2022	.197	50-50	117	14	23	6	0	4	23	41	.350	14	1	28	1	.284	2	10	0-0	52	94	11	.930
2023	.235	26-22	34	10	8	0	0	2	7	14	.412	6	1	6	2	.366	0	0	0-0	26	52	2	.975

GAME-BY-GAME

Date	Opponent	Pos	AB	R	H	RBI	2B	3B	HR	BB	SB	CS	HBP	SAC	SF	GDP	K	PO	A	E	Avg
Feb 09	LONG BEACH ST	ss	0	0	0	0	0	0	0	0	0	0	0	0	0	0	0	1	0	0	.000
Feb 10	KANSAS-1	ph/ss	1	1	1	0	0	0	0	0	0	0	0	0	0	0	0	0	0	0	1.000
Feb 10	LONG BEACH ST	*ss	0	0	0	0	0	0	0	0	0	0	0	0	0	0	0	2	0	0	1.000
Feb 11	NC STATE	*ss	0	0	0	0	0	0	0	0	0	0	0	0	0	0	0	2	0	0	1.000
Feb 12	NC STATE	*ss	1	1	0	0	0	0	0	1	0	0	0	0	0	0	1	0	0	0	.500
Feb 16	vs Florida State	*ss	0	0	0	0	0	0	0	0	0	0	0	0	0	0	0	1	0	0	.500
Feb 17	vs Texas A&M	*ss	0	0	0	0	0	0	0	0	0	0	0	0	0	0	1	1	0	0	.500
Feb 18	vs Virginia Tech	*ss	0	0	0	0	0	0	0	0	0	0	0	0	0	0	3	3	1	0	.500
Feb 19	vs Indiana	ss	1	0	0	0	0	0	0	0	0	0	0	0	0	0	0	3	0	0	.333
Feb 23	at Arkansas-1	*ss	0	0	0	0	0	0	0	0	0	0	0	0	0	0	1	4	0	0	.333
Feb 24	vs Drake	ss	0	0	0	0	0	0	0	1	0	0	0	0	0	0	1	2	0	0	.333
Feb 24	at Arkansas	*ss	3	0	1	0	0	0	0	0	0	0	0	0	0	0	3	3	0	0	.333
Feb 25	vs Drake	*ss	3	1	1	4	0	0	1	0	0	0	0	0	0	2	2	3	0	0	.333
Mar 01	CSU BAKERSFIEL	*ss	1	0	0	0	0	0	0	2	0	0	0	0	0	0	1	2	0	0	.300
Mar 03	WEBER STATE-1	*ss	0	0	0	0	0	0	0	0	0	0	0	0	0	0	0	2	0	0	.300
Mar 03	TEXAS A&M-COM	*ss	3	1	1	0	0	0	0	0	0	0	0	0	0	0	1	2	0	0	.308
Mar 04	NEBRASKA-1	*ss	3	1	1	0	0	0	0	0	0	0	0	0	0	1	2	1	0	0	.312
Mar 05	CSUN	*ss	0	0	0	0	0	0	0	0	0	0	0	0	0	0	0	4	0	0	.312
Mar 10	at Arizona State	*ss	0	0	0	0	0	0	0	0	0	0	0	0	0	0	0	3	0	0	.312
Mar 11	at Arizona State	*ss	4	1	1	0	0	0	0	0	0	0	0	0	0	1	3	2	0	0	.300
Mar 12	at Arizona State	*ss	3	0	0	0	0	0	0	1	0	0	0	0	0	0	0	0	0	0	.261
Mar 15	NEW MEXICO ST	*ss	1	1	0	0	0	0	0	0	0	0	1	0	0	0	1	0	0	0	.250
Mar 15	NEW MEXICO ST	*ss	1	1	0	0	0	0	0	1	0	0	0	0	0	1	2	3	0	0	.240
Mar 17	UTAH	*ss	0	0	0	0	0	0	0	0	0	0	0	0	0	0	1	1	0	0	.240
Mar 18	UTAH	*ss	5	1	1	3	0	0	1	0	0	0	0	0	1	1	0	5	1	0	.233
Mar 19	UTAH	*ss	4	1	1	0	0	0	0	0	0	0	0	0	1	0	3	2	0	0	.235
Totals		22gs	34	10	8	7	0	0	2	6	0	0	1	0	0	2	6	26	52	2	.235

On base pct. .366 • Slugging pct. .412

SEASON/CAREER HIGHS

Season High [most recent]	Category	**Career High** [most recent]
1, 8x [Utah, 3/19/23]	Hits	**2**, 4x [Stanford, 5/12/22]
4 [Drake, 2/25/23]	RBI	**4**, 2x [Drake, 2/25/23]
N/A	Doubles	**1**, 6x [Stanford, 5/12/22]
N/A	Triples	*Same*
1, 2x [Utah, 3/18/23]	Home Runs	**1**, 6x [Utah, 3/18/23]
2 [CSU Bakersfield, 3/1/23]	Walks	**2**, 2x [CSU Bakersfield, 3/1/23]
N/A	Stolen Bases	*Same*

CAREER HONORS

2021

Pac-12 Spring Academic Honor Roll

Softball America Preseason Top 25 Freshmen [#25]

TAYLER BIEHL

FOLSOM, CALIF. [VISTA DEL LAGO H.S.]

FR • INF • L/R • 5-7 • "beel"

2

CAREER STATS

Year	avg	gp-gs	ab	r	h	2b	3b	hr	rbi	tb	slg%	bb	hbp	so	gdp	ob%	sf	sh	sb-att	po	a	e	fld%
2023	.327	25-18	49	17	16	2	2	0	7	22	.449	4	0	13	0	.370	1	0	4-4	37	14	2	.962
TOTAL	.327	25-18	49	17	16	2	2	0	7	22	.449	4	0	13	0	.370	1	0	4-4	37	14	2	.962

GAME-BY-GAME

Date	Opponent	Pos	AB	R	H	RBI	2B	3B	HR	BB	SB	CS	HBP	SAC	SF	GDP	K	PO	A	E	Avg
Feb 09	LONG BEACH ST	*ss/pr	0	0	0	0	0	0	0	0	0	0	0	0	0	0	0	1	2	0	.000
Feb 10	KANSAS-1	*ss/3b	3	2	1	1	0	0	0	2	0	0	0	0	0	0	0	0	0	0	.333
Feb 11	NC STATE	ss	2	1	2	0	0	0	0	0	0	0	0	0	0	0	0	0	0	0	.600
Feb 12	NC STATE	pr/3b	2	1	1	0	0	0	0	0	0	0	0	0	0	0	0	0	1	0	.571
Feb 16	vs Florida State	ss	2	1	1	0	0	1	0	0	0	0	0	0	0	0	0	1	0	0	.556
Feb 17	vs Mississippi Stat	*ss	4	0	1	0	0	0	0	0	0	0	0	0	0	0	1	1	2	1	.462
Feb 18	vs Virginia Tech	pr	0	1	0	0	0	0	0	0	0	0	0	0	0	0	0	0	0	0	.462
Feb 19	vs Indiana	*ss/3b	2	2	2	2	0	0	0	1	0	0	0	0	0	0	0	3	0	0	.533
Feb 23	at Arkansas-1	pr	0	1	0	0	0	0	0	0	0	0	0	0	0	0	0	0	0	0	.533
Feb 23	at Arkansas-2	*ss	2	0	0	0	0	0	0	1	0	0	0	0	0	0	0	0	2	1	.471
Feb 24	vs Drake	*ss/3b	3	1	1	0	0	0	0	0	0	0	0	0	0	0	1	0	2	0	.450
Feb 24	at Arkansas	*of	3	0	0	0	0	0	0	0	0	0	0	0	0	0	2	1	0	0	.391
Feb 25	vs Drake	*of	2	0	0	0	0	0	0	0	0	0	0	0	0	0	0	0	0	0	.360
Mar 01	CSU BAKERSFIEL	*of	3	1	1	0	0	0	0	1	0	0	0	0	0	0	0	1	0	0	.357
Mar 03	WEBER STATE-1	pr	0	0	0	0	0	0	0	1	0	0	0	0	0	0	0	0	0	0	.357
Mar 03	TEXAS A&M-COM	*of/3b	3	1	2	1	1	0	0	0	0	0	0	0	0	0	0	2	0	0	.387
Mar 04	NEBRASKA-1	*of	3	1	1	2	0	1	0	0	0	0	0	0	0	0	1	2	0	0	.382
Mar 04	TEXAS A&M-COM	*ss/3b	2	2	1	0	1	0	0	1	0	0	0	0	0	0	0	2	1	0	.389
Mar 05	CSUN	*of	1	0	0	1	0	0	0	0	0	0	0	0	1	0	0	0	0	0	.378
Mar 10	at Arizona State	*of	3	0	0	0	0	0	0	0	0	0	0	0	0	0	3	0	0	0	.350
Mar 12	at Arizona State	*of	0	0	0	0	0	0	0	0	0	0	0	0	0	0	0	1	0	0	.350
Mar 15	NEW MEXICO ST	1b	1	0	1	0	0	0	0	0	0	0	0	0	0	0	0	7	0	0	.366
Mar 17	UTAH	*1b/ss	2	0	0	0	0	0	0	0	0	0	0	0	0	0	1	6	4	0	.349
Mar 18	UTAH	*of/1b	3	1	0	0	0	0	0	1	0	0	0	0	0	0	2	5	0	0	.326
Mar 19	UTAH	*of/1b	3	1	1	0	0	0	0	0	0	0	0	0	0	0	2	4	0	0	.327
Totals		18gs	49	17	16	7	2	2	0	4	4	0	0	0	1	0	13	37	14	2	.327

On base pct. .370 • Slugging pct. .449

SEASON/CAREER HIGHS

Season High [most recent]	Category	**Career High** [most recent]
2, 3x [TAMUC, 3/3/23]	Hits	*Same*
2, 2x [Nebraska, 3/4/23]	RBI	*Same*
1, 2x [TAMUC, 3/4/23]	Doubles	*Same*
1, 2x [Nebraska, 3/4/23]	Triples	*Same*
N/A	Home Runs	*Same*
1, 4x [Utah, 3/18/23]	Walks	*Same*
2 [Kansas, 2/10/23]	Stolen Bases	*Same*

AISSA SILVA

TUCSON, ARIZ. [MOUNTAIN VIEW H.S.]

FR • P • L/L • 5-7 • "eye-EE-suh"

3

CAREER STATS

Year	era	w-l	app	gs	cg	sho	sv	ip	h	r	er	bb	so	2b	3b	hr	bf	bavg	wp	hbp	bk	sfa	sha
2023	2.41	2-0	11	5	1	1/1	0	32.0	26	13	11	8	17	6	0	5	130	.218	1	2	0	0	1
TOTAL	2.41	2-0	11	5	1	1/1	0	32.0	26	13	11	8	17	6	0	5	130	.218	1	2	0	0	1

GAME-BY-GAME

Date	Opponent	GS	IP	H	R	ER	BB	SO	2B	3B	HR	WP	BK	HBP	IBB	Score	W-L	Sv	ERA	NP
Feb 10	LONG BEACH ST		1.0	0	0	0	1	0	0	0	0	0	0	0	0	9-1	0-0	0	0.00	7
Feb 12	NC STATE	*	2.0	2	1	1	0	2	0	0	1	0	0	0	0	15-1	0-0	0	2.33	35
Feb 16	vs Florida State		3.1	1	0	0	1	2	1	0	0	0	0	0	0	4-6	0-0	0	1.11	36
Feb 17	vs Mississippi Stat		3.1	2	2	2	2	1	1	0	1	0	0	0	0	3-6	0-0	0	2.17	52
Feb 23	at Arkansas-2	*	2.0	3	2	1	2	2	0	0	0	0	0	0	0	5-2	0-0	0	2.40	43
Feb 25	vs Drake		1.0	0	0	0	0	1	0	0	0	0	0	0	0	9-1	0-0	0	2.21	21
Mar 03	TEXAS A&M-COM	*	5.0	1	0	0	0	5	0	0	0	0	0	0	0	14-0	1-0	0	1.58	70
Mar 04	NEBRASKA-1		1.1	4	2	2	0	0	1	0	1	0	0	0	0	3-10	1-0	0	2.21	27
Mar 11	at Arizona State	*	5.1	2	0	0	3	2	0	0	0	0	0	2	0	11-0	2-0	0	1.73	106
Mar 18	UTAH	*	6.2	9	4	4	0	1	2	0	2	0	0	0	0	10-9	2-0	0	2.26	85
Mar 19	UTAH		1.0	2	2	1	0	0	1	0	0	1	0	0	0	11-13	2-0	0	2.41	21
Totals		5	32.0	26	13	11	8	17	6	0	5	1	0	2	0	94-49	2-0	0	2.41	-

SEASON/CAREER HIGHS

Season High [most recent]	Category	**Career High** [most recent]
	Pitching	
6.2 [Utah, 3/18/23]	Innings Pitched	*Same*
5 [TAMUC, 3/3/23]	Strikeouts	*Same*

DAKOTA KENNEDY

SACRAMENTO, CALIF. [SHELDON H.S.]

FR • OF • R/R • 5-11

4

CAREER STATS

Year	avg	gp-gs	ab	r	h	2b	3b	hr	rbi	tb	slg%	bb	hbp	so	gdp	ob%	sf	sh	sb-att	po	a	e	fld%
2023	.333	28-24	69	23	23	3	2	3	16	39	.565	11	2	13	2	.439	0	2	6-6	24	0	1	.960
TOTAL	.333	28-24	69	23	23	3	2	3	16	39	.565	11	2	13	2	.439	0	2	6-6	24	0	1	.960

GAME-BY-GAME

Date	Opponent	Pos	AB	R	H	RBI	2B	3B	HR	BB	SB	CS	HBP	SAC	SF	GDP	K	PO	A	E	Avg
Feb 09	LONG BEACH ST	*of	3	0	0	0	0	0	0	0	0	0	0	0	0	0	0	1	0	0	.000
Feb 10	KANSAS-1	*of	2	0	0	1	0	0	0	1	0	0	0	0	0	0	3	0	0	0	.000
Feb 10	LONG BEACH ST	pr	0	1	0	0	0	0	0	0	0	0	0	0	0	0	0	0	0	0	.000
Feb 11	NC STATE	*of	3	3	2	1	0	0	0	0	1	0	0	0	0	0	0	0	0	0	.250
Feb 12	NC STATE	*of	2	2	1	1	0	0	0	1	1	0	0	0	0	0	1	0	1	0	.300
Feb 16	vs Florida State	*of	3	0	0	0	0	0	0	0	0	0	0	0	0	0	2	0	0	0	.231
Feb 17	vs Texas A&M	of	3	0	1	1	0	1	0	0	0	0	0	0	0	0	1	1	0	0	.250
Feb 17	vs Mississippi Stat	*of	3	1	2	1	0	1	0	1	1	0	0	0	0	0	0	1	0	0	.316
Feb 18	vs Virginia Tech	*of/of	4	1	1	0	1	0	0	0	0	0	0	0	0	0	3	2	0	0	.304
Feb 19	vs Indiana	*of	3	0	0	1	0	0	0	0	0	0	1	0	0	0	0	0	0	0	.269
Feb 23	at Arkansas-1	*of	3	0	0	0	0	0	0	0	0	0	0	0	0	1	1	2	0	0	.241
Feb 23	at Arkansas-2	*of	3	1	2	0	0	0	0	1	1	0	0	0	0	0	1	3	0	0	.281
Feb 24	vs Drake	*of	4	1	0	0	0	0	0	0	0	0	0	0	0	1	0	1	0	0	.250
Feb 24	at Arkansas	*of	2	0	0	0	0	0	0	2	0	0	0	0	0	0	1	0	0	0	.237
Feb 25	vs Drake	pr	0	0	0	0	0	0	0	0	0	0	0	0	0	0	0	0	0	0	.237
Mar 01	CSU BAKERSFIEL	*of	1	1	0	1	0	0	0	1	0	0	1	0	0	0	0	0	0	0	.231
Mar 03	WEBER STATE-1	*of	1	1	1	1	0	0	1	1	0	0	0	1	0	0	0	0	0	0	.250
Mar 03	TEXAS A&M-COM	*of/of	1	2	1	0	0	0	0	1	0	0	0	0	0	0	0	0	0	0	.268
Mar 04	NEBRASKA-1	*of	2	0	0	0	0	0	0	0	0	0	0	1	0	0	1	4	0	0	.256
Mar 04	TEXAS A&M-COM	*of	2	1	1	1	0	0	0	0	0	0	0	0	0	0	0	0	0	1	.267
Mar 10	at Arizona State	ph	1	0	1	1	0	0	0	0	1	0	0	0	0	0	0	0	0	0	.283
Mar 11	at Arizona State	*of	2	3	2	0	1	0	0	1	0	0	0	0	0	0	3	0	0	0	.312
Mar 12	at Arizona State	*of	4	0	1	0	0	0	0	0	0	0	0	0	0	1	0	0	0	0	.308
Mar 15	NEW MEXICO ST	*of	3	1	1	1	0	0	0	0	0	0	0	0	0	0	0	0	0	0	.309
Mar 15	NEW MEXICO ST	*of	3	1	1	0	0	0	0	0	0	0	0	0	0	1	0	0	0	0	.310
Mar 17	UTAH	*of	2	1	1	1	0	0	1	1	0	0	0	0	0	0	0	0	0	0	.317
Mar 18	UTAH	*of	5	1	2	0	1	0	0	0	0	0	0	0	0	1	1	0	0	0	.323
Mar 19	UTAH	*of	4	1	2	4	0	0	1	0	1	0	0	0	0	0	1	0	0	0	.333
Totals		24gs	69	23	23	16	3	2	3	11	6	0	2	2	0	2	13	24	0	1	.333

On base pct. .439 • Slugging pct. .565

SEASON/CAREER HIGHS

Season High [most recent]	Category	**Career High** [most recent]
2, 6x [Utah, 3/19/23]	Hits	*Same*
4 [Utah, 3/19/23]	RBI	*Same*
1, 3x [Utah, 3/19/23]	Doubles	*Same*
1, 2x [Mississippi State, 2/17/23]	Triples	*Same*
1, 3x [Utah, 3/19/23]	Home Runs	*Same*
2 [Arkansas, 2/24/23]	Walks	*Same*
1, 6x [Utah, 3/19/23]	Stolen Bases	*Same*

ALI ASHNER

CHANDLER, ARIZ. [PHOENIX COLLEGE]

JR • OF • L/R • 5-8

6

CAREER STATS

Year	avg	gp-gs	ab	r	h	2b	3b	hr	rbi	tb	slg%	bb	hbp	so	gdp	ob%	sf	sh	sb-att	po	a	e	fld%
2023	.286	9-0	7	1	2	0	0	0	2	2	.286	1	0	1	0	.375	0	0	0-0	3	0	0	1.000
TOTAL	.286	9-0	7	1	2	0	0	0	2	2	.286	1	0	1	0	.375	0	0	0-0	3	0	0	1.000

GAME-BY-GAME

Date	Opponent	Pos	AB	R	H	RBI	2B	3B	HR	BB	SB	CS	HBP	SAC	SF	GDP	K	PO	A	E	Avg
Feb 10	KANSAS-1	ph	0	0	0	0	0	0	0	1	0	0	0	0	0	0	0	0	0	0	.000
Feb 11	NC STATE	ph/of	1	1	1	1	0	0	0	0	0	0	0	0	0	0	0	0	0	0	1.000
Feb 19	vs Indiana	ph	1	0	0	1	0	0	0	0	0	0	0	0	0	0	0	0	0	0	.500
Feb 25	vs Drake	ph/of	1	0	0	0	0	0	0	0	0	0	0	0	0	0	0	0	0	0	.333
Mar 03	TEXAS A&M-COM	ph/of	1	0	0	0	0	0	0	0	0	0	0	0	0	0	0	1	0	0	.250
Mar 04	TEXAS A&M-COM	ph/of	1	0	0	0	0	0	0	0	0	0	0	0	0	0	0	2	0	0	.200
Mar 15	NEW MEXICO ST	ph	1	0	1	0	0	0	0	0	0	0	0	0	0	0	0	0	0	0	.333
Mar 18	UTAH	ph	1	0	0	0	0	0	0	0	0	0	0	0	0	0	1	0	0	0	.286
Mar 19	UTAH	of	0	0	0	0	0	0	0	0	0	0	0	0	0	0	0	0	0	0	.286
Totals		0gs	7	1	2	2	0	0	0	1	0	0	0	0	0	0	1	3	0	0	.286

On base pct. .375 • Slugging pct. .286

SEASON/CAREER HIGHS

Season High [most recent]	Category	**Career High** [most recent]
1, 2x [New Mexico State, 3/15/23]	Hits	*Same*
1, 2x [Indiana, 2/19/23]	RBI	*Same*
N/A	Doubles	*Same*
N/A	Triples	*Same*
N/A	Home Runs	*Same*
1 [Kansas, 2/10/23]	Walks	*Same*
N/A	Stolen Bases	*Same*

*Denotes a career high achieved at Phoenix College

CAREER HONORS

2022

NJCAA DII National Champion
NFCA NJCAA DII Player of the Year
NFCA NJCAA DII All-American [First Team]
NJCAA DII Offensive Player of the Tournament
NJCAA DII National Tournament All-Tournament Team

2021

NJCAA DII National Champion
NFCA NJCAA DII All-American [First Team]

BRIANNA HARDY

SIERRA VISTA, ARIZ. [PHOENIX COLLEGE]

JR • P • R/R • 5-8 • GOES BY "BREEZY"

11

CAREER STATS

Year	era	w-l	app	gs	cg	sho	sv	ip	h	r	er	bb	so	2b	3b	hr	bf	bavg	wp	hbp	bk	sfa	sha
2023	2.25	0-1	10	0	0	0/1	0	9.1	9	3	3	4	11	1	0	1	42	.243	2	1	0	0	0
TOTAL	2.25	0-1	10	0	0	0/1	0	9.1	9	3	3	4	11	1	0	1	42	.243	2	1	0	0	0

GAME-BY-GAME

Date	Opponent	GS	IP	H	R	ER	BB	SO	2B	3B	HR	WP	BK	HBP	IBB	Score	W-L	Sv	ERA	NP
Feb 09	LONG BEACH ST		1.0	1	0	0	0	0	0	0	0	1	0	0	0	9-1	0-0	0	0.00	9
Feb 11	NC STATE		2.0	2	1	1	0	5	1	0	0	0	0	1	0	15-1	0-0	0	2.33	32
Feb 16	vs Florida State		0.1	1	0	0	1	0	0	0	0	0	0	0	0	4-6	0-0	0	2.10	9
Feb 25	vs Drake		1.0	1	0	0	1	0	0	0	0	0	0	0	0	9-1	0-0	0	1.62	18
Mar 04	TEXAS A&M-COM		1.0	0	0	0	0	1	0	0	0	0	0	0	0	17-8	0-0	0	1.31	11
Mar 11	at Arizona State		0.2	0	0	0	0	2	0	0	0	0	0	0	0	11-0	0-0	0	1.17	8
Mar 12	at Arizona State		0.2	0	0	0	0	1	0	0	0	0	0	0	0	3-4	0-0	0	1.05	9
Mar 15	NEW MEXICO ST		1.0	0	0	0	0	1	0	0	0	0	0	0	0	9-1	0-0	0	0.91	9
Mar 17	UTAH		1.0	4	1	1	0	0	0	0	1	0	0	0	0	3-8	0-0	0	1.62	14
Mar 19	UTAH		0.2	0	1	1	2	1	0	0	0	1	0	0	1	11-13	0-1	0	2.25	19
Totals		0	9.1	9	3	3	4	11	1	0	1	2	0	1	1	91-43	0-1	0	2.25	-

SEASON/CAREER HIGHS

Season High [most recent]	Category	**Career High** [most recent]
	Pitching	
2.0 [NC State, 2/11/23]	Innings Pitched	*Same*
5 [NC State, 2/11/23]	Strikeouts	*Same*

*Denotes a career high achieved at Phoenix College

CAREER HONORS

2022

NJCAA DII National Champion
NFCA NJCAA DII Pitcher of the Year
NFCA NJCAA DII All-American [First Team]
NJCAA DII National Tournament MVP

2021

NJCAA DII National Champion
NFCA NJCAA DII Pitcher of the Year
NFCA NJCAA DII All-American [First Team]

2019

NFCA NJCAA DII Player of the Year
NFCA NJCAA DII All-American [First Team]

ALLIE SKAGGS

LOUISVILLE, KY. [IRONWOOD RIDGE H.S. • TUCSON, ARIZ.]

JR • INF • R/R • 5-8

9

CAREER STATS

Year	avg	gp-gs	ab	r	h	2b	3b	hr	rbi	tb	slg%	bb	hbp	so	gdp	ob%	sf	sh	sb-att	po	a	e	fld%
2021	.255	30-17	55	11	14	1	0	5	11	30	.545	3	1	8	1	.305	0	1	1-1	20	28	1	.980
2022	.367	61-61	177	48	65	4	0	24	58	141	.797	30	3	29	1	.462	2	0	1-1	101	111	13	.942
2023	.388	29-29	80	24	31	10	0	7	44	62	.775	21	0	14	0	.510	1	0	0-0	51	38	0	1.000
TOTAL	.353	120-107	312	83	110	15	0	36	113	233	.747	54	4	51	2	.450	3	1	2-2	172	177	14	.961

GAME-BY-GAME

Date	Opponent	Pos	AB	R	H	RBI	2B	3B	HR	BB	SB	CS	HBP	SAC	SF	GDP	K	PO	A	E	Avg
Feb 09	LONG BEACH ST	*2b	2	1	0	0	0	0	0	1	0	0	0	0	0	0	1	1	1	0	.000
Feb 10	KANSAS-1	*2b	3	2	3	4	1	0	0	0	0	0	0	0	0	0	0	2	0	0	.600
Feb 10	LONG BEACH ST	*2b	2	2	1	0	0	0	0	1	0	0	0	0	0	0	0	0	0	0	.571
Feb 11	NC STATE	*2b/d	3	0	1	3	1	0	0	0	0	0	0	0	1	0	0	0	0	0	.500
Feb 12	NC STATE	*2b	3	2	2	2	1	0	0	0	0	0	0	0	0	0	0	0	1	0	.538
Feb 16	vs Florida State	*2b	3	0	1	0	0	0	0	1	0	0	0	0	0	0	2	1	1	0	.500
Feb 17	vs Texas A&M	*2b	3	0	0	0	0	0	0	0	0	0	0	0	0	0	0	2	3	0	.421
Feb 17	vs Mississippi State	*2b	4	0	0	0	0	0	0	0	0	0	0	0	0	0	3	3	3	0	.348
Feb 18	vs Virginia Tech	*2b	3	0	1	1	1	0	0	1	0	0	0	0	0	0	1	1	2	0	.346
Feb 19	vs Indiana	*2b	4	0	1	1	0	0	0	0	0	0	0	0	0	0	2	2	1	0	.333
Feb 23	at Arkansas-1	*2b	3	0	0	0	0	0	0	0	0	0	0	0	0	0	1	3	2	0	.303
Feb 23	at Arkansas-2	*2b	4	1	2	0	0	0	0	0	0	0	0	0	0	0	0	2	1	0	.324
Feb 24	vs Drake	*2b	3	0	0	0	0	0	0	1	0	0	0	0	0	0	2	3	2	0	.300
Feb 24	at Arkansas	*2b	3	0	0	0	0	0	0	0	0	0	0	0	0	0	0	1	4	0	.279
Feb 25	vs Drake	*2b	3	1	2	1	0	0	0	0	0	0	0	0	0	0	0	1	2	0	.304
Mar 01	CSU BAKERSFIEL	*2b	1	1	1	4	0	0	1	2	0	0	0	0	0	0	0	1	1	0	.319
Mar 03	WEBER STATE-1	*2b	1	2	1	0	1	0	0	2	0	0	0	0	0	0	0	2	1	0	.333
Mar 03	TEXAS A&M-COM	*2b	4	2	3	7	0	0	2	0	0	0	0	0	0	0	0	1	0	0	.365
Mar 04	NEBRASKA-1	*2b	3	0	0	0	0	0	0	0	0	0	0	0	0	0	0	2	0	0	.345
Mar 04	TEXAS A&M-COM	*2b	3	2	1	3	0	0	1	0	0	0	0	0	0	0	0	1	0	0	.345
Mar 05	CSUN	*2b	2	1	1	1	1	0	0	1	0	0	0	0	0	0	0	2	3	0	.350
Mar 10	at Arizona State	*2b	3	1	2	1	1	0	0	1	0	0	0	0	0	0	0	3	4	0	.365
Mar 11	at Arizona State	*2b	2	1	1	4	0	0	1	2	0	0	0	0	0	0	0	2	0	0	.369
Mar 12	at Arizona State	*2b	1	0	1	1	0	0	0	3	0	0	0	0	0	0	0	1	1	0	.379
Mar 15	NEW MEXICO ST	*2b	3	1	1	3	0	0	1	0	0	0	0	0	0	0	1	2	0	0	.377
Mar 15	NEW MEXICO ST	*2b	3	0	2	3	2	0	0	0	0	0	0	0	0	0	0	2	1	0	.389
Mar 17	UTAH	*2b	3	1	1	1	0	0	1	0	0	0	0	0	0	0	0	4	2	0	.387
Mar 18	UTAH	*2b	2	1	0	1	0	0	0	4	0	0	0	0	0	0	1	4	2	0	.377
Mar 19	UTAH	*2b	3	2	2	3	1	0	0	1	0	0	0	0	0	0	0	2	0	0	.387
Totals		29gs	80	24	31	44	10	0	7	21	0	0	0	0	1	0	14	51	38	0	.387

On base pct. .510 • Slugging pct. .775

SEASON/CAREER HIGHS

Season High [most recent]	Category	**Career High** [most recent]
3, 2x [TAMUC, 3/3/23]	Hits	**3**, 6x [TAMUC, 3/3/23]
7 [TAMUC, 3/3/23]	RBI	**7** [TAMUC, 3/3/22]
2 [New Mexico State, 3/15/23]	Doubles	**2** [New Mexico State, 3/15/23]
N/A	Triples	*Same*
2 [TAMUC, 3/3/23]	Home Runs	**3** [UTEP, 4/19/22]
4 [Utah, 3/19/23]	Walks	**4** [Utah, 3/19/23]
N/A	Stolen Bases	**1**, 2x [UNLV, 3/12/22]

CAREER HONORS

2023

Preseason All-Pac-12
Softball America Preseason All-American [First Team]
D1 Softball Preseason All-American [Second Team]
Softball Preseason Top 100 [#12]
Extra Inning Extra Elite 100 [#15]
D1 Softball Preseason Top 100 Players [#22]
Extra Inning Position Ranking [#2 at 2B]
D1 Softball Power Ranking [#2 at 2B]

2022

NFCA All-American [Second Team]
NFCA All-West [First Team]
All-Pac-12 [Second Team]
Pac-12 Player of the Week [4/18-24]
Pac-12 Player of the Week [4/24-5/1]
Extra Inning Softball National Player of the Week [4/24-5/1]

2021

Pac-12 Spring Academic Honor Roll

ARIZONA RECORD BOOK

Season

Home Runs » t12th [24 - 2022]

Single Game

Home Runs » t1st [3 - 2022]

SYDNEY SOMERNDIKE

VILLA PARK, CALIF. [VILLA PARK H.S.]

FR • P • R/R • 5-4

12

CAREER STATS

Year	era	w-l	app	gs	cg	sho	sv	ip	h	r	er	bb	so	2b	3b	hr	bf	bavg	wp	hbp	bk	sfa	sha
2023	2.57	4-1	12	4	1	0/1	0	32.2	30	13	12	4	29	2	1	8	134	.238	0	2	0	2	0
TOTAL	2.57	4-1	12	4	1	0/1	0	32.2	30	13	12	4	29	2	1	8	134	.238	0	2	0	2	0

GAME-BY-GAME

Date	Opponent	GS	IP	H	R	ER	BB	SO	2B	3B	HR	WP	BK	HBP	IBB	Score	W-L	Sv	ERA	NP
Feb 10	KANSAS-1		2.0	0	0	0	1	0	0	0	0	0	0	1	0	15-2	0-0	0	0.00	26
Feb 17	vs Mississippi Stat		2.1	3	2	1	1	3	1	0	0	0	0	0	0	3-6	0-1	0	1.62	51
Feb 19	vs Indiana	*	3.0	2	0	0	0	1	0	0	0	0	0	0	0	10-1	1-1	0	0.95	37
Feb 23	at Arkansas-2		4.0	2	0	0	1	2	0	1	0	0	0	0	0	5-2	2-1	0	0.62	59
Feb 24	vs Drake	*	2.0	1	1	1	0	2	0	0	1	0	0	0	0	9-3	2-1	0	1.05	36
Mar 01	CSU BAKERSFIEL	*	5.0	2	1	1	0	5	0	0	1	0	0	0	0	9-1	3-1	0	1.15	59
Mar 04	NEBRASKA-1		3.1	6	3	3	0	3	1	0	2	0	0	0	0	3-10	3-1	0	1.94	56
Mar 04	TEXAS A&M-COM		1.0	3	2	2	0	1	0	0	1	0	0	0	0	17-8	3-1	0	2.47	20
Mar 12	at Arizona State		3.0	3	1	1	1	5	0	0	1	0	0	0	0	3-4	3-1	0	2.45	53
Mar 15	NEW MEXICO ST	*	4.0	2	0	0	0	6	0	0	0	0	0	0	0	10-0	4-1	0	2.12	67
Mar 17	UTAH		2.2	4	2	2	0	1	0	0	2	0	0	0	0	3-8	4-1	0	2.38	35
Mar 19	UTAH		0.1	2	1	1	0	0	0	0	0	0	0	1	0	11-13	4-1	0	2.57	10
Totals		4	32.2	30	13	12	4	29	2	1	8	0	0	2	0	98-58	4-1	0	2.57	-

SEASON/CAREER HIGHS

Season High [most recent] — Category — **Career High** [most recent]

Pitching

5.0 [CSU Bakersfield, 3/1/23] ..... Innings Pitched ..... *Same*

6 [New Mexico State, 3/15/23] ..... Strikeouts ..... *Same*

IZZY PACHO

TUCSON, ARIZ. [IRONWOOD RIDGE H.S.]

RS SR • C/INF • R/R • 5-5

15

CAREER STATS

Year	avg	gp-gs	ab	r	h	2b	3b	hr	rbi	tb	slg%	bb	hbp	so	gdp	ob%	sf	sh	sb-att	po	a	e	fld%
2019	.195	24-9	41	2	8	0	0	2	5	14	.341	3	0	8	2	.250	0	0	0-0	7	0	0	1.000
2020	.250	17-12	40	8	10	4	0	1	9	17	.425	4	0	4	0	.318	0	2	1-1	94	1	0	1.000
2021	.143	8-0	7	0	1	0	0	0	0	1	.143	1	0	4	0	.250	0	0	0-0	0	0	0	.000
2022	.360	61-58	178	24	64	13	1	11	37	112	.629	19	2	35	0	.425	1	0	1-1	40	78	5	.959
2023	.317	27-26	63	11	20	3	0	2	18	29	.460	9	7	10	1	.456	0	2	0-0	111	6	1	.992
TOTAL	.313	137-105	329	45	103	20	1	16	69	173	.526	36	9	61	3	.395	1	4	2-2	252	85	6	.983

GAME-BY-GAME

Date	Opponent	Pos	AB	R	H	RBI	2B	3B	HR	BB	SB	CS	HBP	SAC	SF	GDP	K	PO	A	E	Avg
Feb 09	LONG BEACH ST	*c	3	1	3	5	0	0	1	0	0	0	0	0	0	0	0	2	0	0	1.000
Feb 10	KANSAS-1	*c	0	0	0	0	0	0	0	1	0	0	2	0	0	0	0	2	0	0	1.000
Feb 10	LONG BEACH ST	*c	2	1	0	0	0	0	0	0	0	0	1	0	0	0	2	6	0	0	.600
Feb 11	NC STATE	*c	2	0	0	0	0	0	0	0	0	0	0	0	0	0	1	4	0	0	.429
Feb 12	NC STATE	*c/dh	4	1	3	3	0	0	0	0	0	0	0	0	0	0	0	6	0	0	.545
Feb 16	vs Florida State	*c	4	0	0	0	0	0	0	0	0	0	0	0	0	0	1	4	0	0	.400
Feb 17	vs Texas A&M	*c	3	0	0	0	0	0	0	0	0	0	0	0	0	0	0	2	0	0	.333
Feb 17	vs Mississippi Stat	*c	3	0	0	0	0	0	0	0	0	0	0	0	0	0	0	4	0	0	.286
Feb 18	vs Virginia Tech	*c	2	0	0	0	0	0	0	1	0	0	0	0	0	0	2	6	0	0	.261
Feb 19	vs Indiana	*c/dh	1	1	1	0	0	0	0	1	0	0	0	1	0	0	0	1	0	0	.292
Feb 23	at Arkansas-1	*c	3	0	0	0	0	0	0	0	0	0	0	0	0	0	1	3	1	0	.259
Feb 23	at Arkansas-2	*c	1	0	0	0	0	0	0	0	0	0	1	0	0	0	0	4	1	0	.250
Feb 24	at Arkansas	*c	2	0	0	0	0	0	0	0	0	0	1	0	0	0	1	3	1	0	.233
Feb 25	vs Drake	*c	3	1	1	0	1	0	0	0	0	0	0	0	0	0	0	2	0	0	.242
Mar 03	WEBER STATE-1	*c	1	1	0	1	0	0	0	2	0	0	0	0	0	1	0	8	0	0	.235
Mar 03	TEXAS A&M-COM	ph	0	0	0	0	0	0	0	1	0	0	0	0	0	0	0	0	0	0	.235
Mar 04	NEBRASKA-1	*c	0	0	0	0	0	0	0	0	0	0	0	0	0	0	0	3	0	0	.235
Mar 04	TEXAS A&M-COM	*c	3	2	2	3	2	0	0	0	0	0	0	0	0	0	0	6	1	0	.270
Mar 05	CSUN	*c	3	0	2	1	0	0	0	0	0	0	0	0	0	0	0	6	0	0	.300
Mar 10	at Arizona State	*c	4	1	2	1	0	0	0	0	0	0	0	0	0	0	0	6	0	0	.318
Mar 11	at Arizona State	*c	4	0	1	0	0	0	0	0	0	0	0	0	0	0	0	4	0	0	.312
Mar 12	at Arizona State	*c	4	0	2	1	0	0	0	0	0	0	0	0	0	0	0	8	0	0	.327
Mar 15	NEW MEXICO ST	*c	2	0	0	0	0	0	0	0	0	0	0	0	0	0	0	7	0	0	.315
Mar 15	NEW MEXICO ST	*c	2	1	1	3	0	0	1	0	0	0	0	1	0	0	0	3	0	0	.321
Mar 17	UTAH	*c	3	0	0	0	0	0	0	0	0	0	0	0	0	0	1	5	0	0	.305
Mar 18	UTAH	*c	1	1	1	0	0	0	0	2	0	0	2	0	0	0	0	4	1	0	.317
Mar 19	UTAH	*c	3	0	1	0	0	0	0	1	0	0	0	0	0	0	1	2	1	1	.317
Totals		26gs	63	11	20	18	3	0	2	9	0	0	7	2	0	1	10	111	6	1	.317

On base pct. .456 • Slugging pct. .460

SEASON/CAREER HIGHS

Season High [most recent] — Category — **Career High** [most recent]

3, 2x [NC State, 2/12/23] ..... Hits ..... **4** [New Mexico State, 4/27/22]

5 [Long Beach State, 2/9/23] ..... RBI ..... **5** [Long Beach State, 2/9/23]

2 [TAMUC, 3/4/23] ..... Doubles ..... **2**, 2x [TAMUC, 3/4/23]

N/A ..... Triples ..... **1** [Utah, 4/23/22]

1, 2x [New Mexico State, 3/15/23] ..... Home Runs ..... **1**, 16x [New Mexico State, 3/15/23]

2, 2x [Utah, 3/18/23] ..... Walks ..... **2**, 3x [Utah, 3/18/23]

N/A ..... Stolen Bases ..... **1**, 2x [Utah, 4/23/22]

CAREER HONORS

2022

NFCA All-West [First Team]

2020

Pac-12 Spring Academic Honor Roll

ALI BLANCHARD

LINCOLN, R.I. [PRINCETON]

SR • P • R/R • 5-9

17

CAREER STATS

Year	avg	gp-gs	ab	r	h	2b	3b	hr	rbi	tb	slg%	bb	hbp	so	gdp	ob%	sf	sh	sb-att	po	a	e	fld%
2019*	.188	21-20	48	1	9	2	0	0	3	11	.229	3	0	9	0	.235	0	2	0-0	1	9	0	1.000
2020*	.143	3-3	7	1	1	0	0	1	1	4	.571	0	0	1	0	.143	0	0	0-0	0	0	0	.000
2022*	.289	37-33	90	6	26	3	1	1	14	34	.378	6	0	14	0	.327	2	0	0-0	3	13	4	.800
2023	.000	10-1	0	8	0	0	0	0	0	0	.000	0	0	0	0	.000	0	0	0-0	0	1	1	.500
TOTAL	.000	10-1	0	8	0	0	0	0	0	0	.000	0	0	0	0	.000	0	0	0-0	0	1	1	.500
All*	.248	71-57	145	16	36	5	1	2	18	49	.338	9	0	24	0	.288	2	2	0-0	4	23	5	.844

Year	era	w-l	app	gs	cg	sho	sv	ip	h	r	er	bb	so	2b	3b	hr	bf	bavg	wp	hbp	bk	sfa	sha
2019*	3.46	5-7	13	13	4	4/0	0	62.2	43	34	31	49	73	13	1	0	275	.203	7	2	0	4	8
2020*	7.30	0-1	2	2	0	0/0	0	7.2	9	8	8	3	7	2	0	4	36	.321	0	3	0	1	1
2022*	2.78	10-4	24	21	3	0/0	0	110.2	85	46	44	54	155	19	1	5	477	.209	14	9	0	0	7
2023	3.90	5-0	9	5	0	0/1	0	23.1	20	15	13	14	18	4	0	6	103	.225	0	0	0	0	0
TOTAL	3.90	5-0	9	5	0	0/1	0	23.1	20	15	13	14	18	4	0	6	103	.225	0	0	0	0	0
All*	3.29	20-12	48	41	7	4/1	0	204.1	157	103	96	120	253	38	2	15	891	.213	21	14	0	5	16

* Statistics from prior team/school

GAME-BY-GAME

Date	Opponent	GS	IP	H	R	ER	BB	SO	2B	3B	HR	WP	BK	HBP	IBB	Score	W-L	Sv	ERA	NP
Feb 10	KANSAS-1	*	3.0	2	2	2	0	2	0	0	1	0	0	0	0	15-2	1-0	0	4.67	51
Feb 12	NC STATE		3.0	1	0	0	1	5	0	0	0	0	0	0	0	15-1	2-0	0	2.33	43
Feb 17	vs Mississippi Stat	*	1.1	3	2	2	1	0	0	0	2	0	0	0	0	3-6	2-0	0	3.82	32
Feb 19	vs Indiana		2.0	2	1	1	3	0	1	0	0	0	0	0	0	10-1	2-0	0	3.75	28
Feb 24	vs Drake		5.0	6	2	2	2	4	1	0	1	0	0	0	0	9-3	3-0	0	3.42	99
Mar 04	TEXAS A&M-COM	*	3.0	3	6	5	2	4	1	0	2	0	0	0	0	17-8	4-0	0	4.85	57
Mar 15	NEW MEXICO ST		1.0	0	0	0	0	1	0	0	0	0	0	0	0	10-0	4-0	0	4.58	11
Mar 15	NEW MEXICO ST	*	4.0	2	1	0	2	2	0	0	0	0	0	0	0	9-1	5-0	0	3.76	68
Mar 19	UTAH	*	1.0	1	1	1	3	0	1	0	0	0	0	0	0	11-13	5-0	0	3.90	30
Totals		5	23.1	20	15	13	14	18	4	0	6	0	0	0	0	99-35	5-0	0	3.90	-

SEASON/CAREER HIGHS

Season High [most recent]	Category	**Career High** [most recent]
5.0 [Drake, 2/24/23]	Innings Pitched	**9.0** [Penn, 4/13/19]*
5 [NC State, 2/12/23]	Strikeouts	**12**, 3x [Cornell, 4/9/22]*
	Offense	
N/A	Hits	**2**, 9x [Harvard, 5/14/22]*
N/A	RBI	**3** [Harvard, 5/14/22]*
N/A	Doubles	**1**, 5x [Harvard, 5/14/22]*
N/A	Triples	**1** [Villanova, 3/23/22]*
N/A	Home Runs	**1**, 2x [Dartmouth, 4/2/22]*
N/A	Walks	**1**, 9x [Columbia, 5/1/22]*
N/A	Stolen Bases	*Same*

* Denotes a career high achieved at Princeton

CAREER HONORS

2022 [at Princeton]

All-Ivy League [First Team]
Ivy League Pitcher of the Week [April 25]

2019 [at Princeton]

All-Ivy League [Second Team]
Ivy League Pitcher of the Week [March 18]
Ivy League Rookie of the Week [March 18]
Ivy League Rookie of the Week [April 15]

CARLIE SCUPIN

TUCSON, ARIZ. [TUCSON H.S.]

JR • 1B • L/L • 6-0

20

CAREER STATS

Year	avg	gp-gs	ab	r	h	2b	3b	hr	rbi	tb	slg%	bb	hbp	so	gdp	ob%	sf	sh	sb-att	po	a	e	fld%
2021	.343	54-54	134	21	46	7	1	9	38	82	.612	16	1	26	0	.412	2	0	0-0	250	9	4	.985
2022	.369	61-61	179	36	66	14	0	19	59	137	.765	14	7	29	0	.433	1	0	0-0	356	7	4	.989
2023	.347	26-26	75	23	26	7	0	9	28	60	.800	10	5	16	1	.451	1	0	0-0	139	2	0	1.000
TOTAL	.356	141-141	388	80	138	28	1	37	125	279	.719	40	13	71	1	.429	4	0	0-0	745	18	8	.990

GAME-BY-GAME

Date	Opponent	Pos	AB	R	H	RBI	2B	3B	HR	BB	SB	CS	HBP	SAC	SF	GDP	K	PO	A	E	Avg
Feb 09	LONG BEACH ST	*1b	3	1	1	2	0	0	1	0	0	0	0	0	0	0	1	10	0	0	.333
Feb 10	KANSAS-1	*1b	3	1	1	4	0	0	0	1	0	0	0	0	0	0	0	2	0	0	.333
Feb 10	LONG BEACH ST	*1b	3	0	1	2	0	0	0	0	0	0	0	0	0	0	0	5	0	0	.333
Feb 11	NC STATE	*1b	4	2	2	1	1	0	0	0	0	0	0	0	0	0	0	5	0	0	.385
Feb 12	NC STATE	*1b	3	1	2	5	0	0	1	0	0	0	0	0	1	0	0	2	0	0	.438
Feb 16	vs Florida State	*1b	3	1	1	1	0	0	1	0	0	0	0	0	0	0	1	9	0	0	.421
Feb 17	vs Texas A&M	*1b	1	0	0	0	0	0	0	1	0	0	1	0	0	0	0	9	0	0	.400
Feb 17	vs Mississippi Stat	*1b	3	0	0	0	0	0	0	1	0	0	0	0	0	0	2	5	0	0	.348
Feb 18	vs Virginia Tech	*1b	4	0	1	0	0	0	0	0	0	0	0	0	0	0	3	7	1	0	.333
Feb 19	vs Indiana	*1b	4	1	2	2	0	0	1	0	0	0	0	0	0	0	0	3	0	0	.355
Feb 23	at Arkansas-1	*1b	3	0	1	0	1	0	0	0	0	0	0	0	0	0	2	9	0	0	.353
Feb 23	at Arkansas-2	*1b	4	0	0	0	0	0	0	0	0	0	0	0	0	1	3	5	0	0	.316
Feb 24	vs Drake	*1b	1	2	0	0	0	0	0	2	0	0	0	0	0	0	0	7	0	0	.308
Feb 24	at Arkansas	*1b	2	1	2	1	1	0	1	1	0	0	0	0	0	0	0	9	0	0	.341
Feb 25	vs Drake	*1b	3	1	2	1	2	0	0	0	0	0	0	0	0	0	0	7	0	0	.364
Mar 01	CSU BAKERSFIEL	*1b	0	2	0	0	0	0	0	2	0	0	1	0	0	0	0	5	0	0	.364
Mar 03	WEBER STATE-1	*1b	4	1	1	1	0	0	1	0	0	0	0	0	0	0	1	7	0	0	.354
Mar 03	TEXAS A&M-COM	*1b	4	1	1	0	0	0	0	0	0	0	0	0	0	0	0	4	0	0	.346
Mar 04	NEBRASKA-1	*1b	2	0	0	0	0	0	0	0	0	0	1	0	0	0	0	4	0	0	.333
Mar 04	TEXAS A&M-COM	*1b	4	2	2	3	1	0	1	0	0	0	0	0	0	0	0	2	0	0	.345
Mar 05	CSUN	*1b	3	2	2	0	1	0	0	0	0	0	0	0	0	0	0	7	0	0	.361
Mar 10	at Arizona State	*1b	4	0	0	0	0	0	0	1	0	0	0	0	0	0	2	7	0	0	.338
Mar 11	at Arizona State	*1b	3	1	2	3	0	0	1	0	0	0	1	0	0	0	0	3	0	0	.353
Mar 12	at Arizona State	*1b	4	1	2	1	0	0	1	0	0	0	0	0	0	0	0	4	1	0	.361
Mar 15	NEW MEXICO ST	*1b	2	1	0	0	0	0	0	1	0	0	0	0	0	0	1	1	0	0	.351
Mar 15	NEW MEXICO ST	*1b	1	1	0	1	0	0	0	0	0	0	1	0	0	0	0	1	0	0	.347
Totals		26gs	75	23	26	28	7	0	9	10	0	0	5	0	1	1	16	139	2	0	.347

On base pct. .451 • Slugging pct. .800

SEASON/CAREER HIGHS

Season High [most recent]	Category	**Career High** [most recent]
2, 9x [Arizona State, 3/12/23]	Hits	**3**, 10x [Oregon State, 6/3/22]
5 [NC State, 2/12/23]	RBI	**6** [Colorado State, 2/25/21]
2 [Drake, 2/25/23]	Doubles	**2** [Drake, 2/25/23]
N/A	Triples	**1** [Stanford, 4/2/21]
1, 9x [Arizona State, 3/12/23]	Home Runs	**2**, 2x [Long Beach State, 2/18/22]
2, 2x [CSU Bakersfield, 3/1/23]	Walks	**3** [New Mexico State, 4/10/21]
N/A	Stolen Bases	*Same*

CAREER HONORS

2023

USA Softball Player of the Year Watch List [50 Players]
Preseason All-Pac-12
Softball America Preseason All-American [Second Team]
Softball Preseason Top 100 [#23]
Extra Inning Extra Elite 100 [#44]
D1 Softball Preseason Top 100 Players [#44]
Extra Inning Position Ranking [#3 at 1B]
D1 Softball Power Ranking [#3 at 1B]

2022

NFCA All-West [Second Team]
Softball America Preseason Top 100 Players [#36]
Softball America Preseason All-American [First Team]

2021

Pac-12 All-Freshman Team
NFCA All-West Region [Third Team]
Pac-12 Player of the Week [4/19-26]
D1 Softball Freshman of the Week [4/19-26]
D1 Softball Freshman of the Week [2/22-28]
Pac-12 Player of the Week [2/22-28]
Pac-12 Freshman of the Week [2/22-28]
Pac-12 Spring Academic Honor Roll
Softball America Preseason Top 25 Freshmen [#8]

ARIZONA RECORD BOOK

Season

Home Runs » t29th [19 - 2022]

JASMINE PEREZCHICA

LA QUINTA, CALIF. [PALM DESERT H.S.]

JR • OF • L/R • 5-7

21

CAREER STATS

Year	avg	gp-gs	ab	r	h	2b	3b	hr	rbi	tb	slg%	bb	hbp	so	gdp	ob%	sf	sh	sb-att	po	a	e	fld%
2021	.188	31-5	16	11	3	0	0	0	0	3	.188	1	0	1	0	.235	0	0	2-3	11	0	0	1.000
2022	.371	59-58	170	43	63	2	1	0	13	67	.394	9	0	27	0	.402	0	8	10-13	98	0	1	.990
2023	.517	20-20	58	28	30	2	0	0	9	32	.552	13	0	7	0	.606	0	1	4-4	27	1	0	1.000
TOTAL	.393	110-83	244	82	96	4	1	0	22	102	.418	23	0	35	0	.446	0	9	16-20	136	1	1	.993

GAME-BY-GAME

Date	Opponent	Pos	AB	R	H	RBI	2B	3B	HR	BB	SB	CS	HBP	SAC	SF	GDP	K	PO	A	E	Avg
Feb 09	LONG BEACH ST	*of	3	2	3	0	0	0	0	0	0	0	0	0	0	0	0	0	0	0	1.000
Feb 10	KANSAS-1	*of	3	2	1	0	0	0	0	1	0	0	0	0	0	0	3	0	0	0	.667
Feb 10	LONG BEACH ST	*of	3	1	2	0	0	0	1	1	0	0	0	0	0	0	2	0	0	0	.667
Feb 11	NC STATE	*of	1	2	1	1	0	0	0	1	1	0	0	0	0	0	0	0	0	0	.700
Feb 12	NC STATE	*of	2	4	2	0	0	0	0	2	0	0	0	0	0	0	3	0	0	0	.750
Feb 16	vs Florida State	*of	4	0	0	0	0	0	0	0	0	0	0	0	0	1	2	0	0	0	.562
Feb 17	vs Texas A&M	*of	1	0	0	0	0	0	0	0	0	0	0	0	0	1	0	0	0	0	.529
Mar 03	WEBER STATE-1	*of	4	1	3	2	0	0	0	0	0	0	0	0	0	1	0	0	0	0	.571
Mar 03	TEXAS A&M-COM	*of	1	2	1	2	0	0	0	1	0	0	0	0	0	0	1	0	0	0	.591
Mar 04	NEBRASKA-1	*of	4	0	2	1	0	0	0	0	0	0	0	0	0	0	1	1	0	0	.577
Mar 04	TEXAS A&M-COM	*of	4	2	2	0	0	0	0	0	0	0	0	0	0	0	0	0	0	0	.567
Mar 05	CSUN	*of	3	0	0	0	0	0	0	0	0	0	0	0	0	0	0	0	0	0	.515
Mar 10	at Arizona State	*of	4	0	0	0	0	0	0	1	0	0	0	0	0	1	3	0	0	0	.459
Mar 11	at Arizona State	*of	2	3	2	2	1	0	0	2	0	0	0	0	0	0	2	0	0	0	.487
Mar 12	at Arizona State	*of	3	1	1	0	0	0	0	1	0	0	0	1	0	0	1	0	0	0	.476
Mar 15	NEW MEXICO ST	*of	3	1	3	0	1	0	0	0	0	0	0	0	0	0	1	0	0	0	.511
Mar 15	NEW MEXICO ST	*of	3	2	2	0	0	0	0	0	0	0	0	0	0	0	0	0	0	0	.521
Mar 17	UTAH	*of	2	0	0	0	0	0	0	1	0	0	0	0	0	0	1	1	0	0	.500
Mar 18	UTAH	*of	3	3	2	0	0	0	0	3	1	0	0	0	0	0	1	4	0	0	.509
Mar 19	UTAH	*of	5	2	3	1	0	0	0	0	0	0	0	0	0	0	1	3	0	0	.517
Totals		20gs	58	28	30	9	2	0	0	13	4	0	0	1	0	0	7	27	1	0	.517

On base pct. .606 • Slugging pct. .552

SEASON/CAREER HIGHS

Season High [most recent]	Category	**Career High** [most recent]
3, 4x [Utah, 3/19/23]	Hits	**3**, 10x [Utah, 3/19/23]
2, 2x [Arizona State, 3/11/23]	RBI	**4** [Southern Utah, 2/10/22]
1, 2x [New Mexico State, 3/15/23]	Doubles	**1**, 4x [New Mexico State, 3/15/23]
N/A	Triples	**1** [Texas State, 3/5/22]
N/A	Home Runs	*Same*
3 [Utah, 3/18/23]	Walks	**3** [Utah, 3/18/23]
1, 4x [Utah, 3/18/23]	Stolen Bases	**2**, 2x [Yale, 3/11/22]

CAREER HONORS

2022

NFCA All-West [Third Team]

All-Pac-12 [Third Team]

2021

Pac-12 Spring Academic Honor Roll

PAIGE DIMLER

VISTA, CALIF. [RANCHO BUENA VISTA H.S.]

SO • OF • L/L • 5-11

22

CAREER STATS

Year	avg	gp-gs	ab	r	h	2b	3b	hr	rbi	tb	slg%	bb	hbp	so	gdp	ob%	sf	sh	sb-att	po	a	e	fld%
2022	.299	48-45	127	24	38	4	1	10	25	74	.583	9	4	29	1	.362	1	1	0-0	24	1	2	.926
2023	.339	27-22	59	19	20	3	1	3	13	34	.576	7	1	19	0	.418	0	0	0-0	16	1	3	.850
TOTAL	.312	75-67	186	43	58	7	2	13	38	108	.581	16	5	48	1	.380	1	1	0-0	40	2	5	.894

GAME-BY-GAME

Date	Opponent	Pos	AB	R	H	RBI	2B	3B	HR	BB	SB	CS	HBP	SAC	SF	GDP	K	PO	A	E	Avg
Feb 09	LONG BEACH ST	*of	3	0	2	0	0	0	0	0	0	0	0	0	0	0	1	0	0	0	.667
Feb 10	KANSAS-1	*of	3	1	1	0	0	0	0	0	0	0	0	0	0	0	1	1	0	0	.500
Feb 10	LONG BEACH ST	*of	2	1	1	0	1	0	0	1	0	0	0	0	0	0	1	1	0	0	.500
Feb 11	NC STATE	*of	2	1	1	1	0	0	0	0	0	0	0	0	0	0	0	0	0	0	.500
Feb 12	NC STATE	*of	2	0	1	0	0	0	0	0	0	0	0	0	0	0	1	0	0	0	.500
Feb 16	vs Florida State	*of	3	1	2	0	1	0	0	0	0	0	0	0	0	0	1	1	0	2	.533
Feb 17	vs Texas A&M	*of	3	0	0	0	0	0	0	0	0	0	0	0	0	0	1	1	0	0	.444
Feb 17	vs Mississippi Stat	*of	4	1	3	1	0	1	0	0	0	0	0	0	0	0	1	3	0	1	.500
Feb 18	vs Virginia Tech	*of/of	2	0	0	0	0	0	0	0	0	0	0	0	0	0	2	0	0	0	.458
Feb 19	vs Indiana	*of	2	2	2	0	0	0	0	0	0	0	0	0	0	0	0	1	0	0	.500
Feb 23	at Arkansas-1	*of	3	0	0	0	0	0	0	0	0	0	0	0	0	0	2	0	0	0	.448
Feb 23	at Arkansas-2	*of	2	1	0	0	0	0	0	0	0	0	0	0	0	0	2	2	0	0	.419
Feb 24	vs Drake	*of	2	1	0	1	0	0	0	1	0	0	0	0	0	0	2	0	0	0	.394
Feb 25	vs Drake	of	0	0	0	0	0	0	0	0	0	0	0	0	0	0	0	1	0	0	.394
Mar 01	CSU BAKERSFIEL	*of	2	1	0	1	0	0	0	1	0	0	0	0	0	0	0	0	0	0	.371
Mar 03	WEBER STATE-1	*of	3	0	1	1	0	0	0	0	0	0	0	0	0	0	1	1	1	0	.368
Mar 03	TEXAS A&M-COM	ph/of	2	0	1	1	0	0	0	0	0	0	0	0	0	0	0	0	0	0	.375
Mar 04	TEXAS A&M-COM	*of	2	2	1	2	0	0	1	1	0	0	0	0	0	0	0	2	0	0	.381
Mar 05	CSUN	*of	2	0	0	0	0	0	0	1	0	0	0	0	0	0	0	0	0	0	.364
Mar 10	at Arizona State	*of	4	2	1	2	1	0	0	0	0	0	0	0	0	0	0	1	0	0	.354
Mar 11	at Arizona State	*of	3	0	0	0	0	0	0	0	0	0	0	0	0	0	1	1	0	0	.333
Mar 12	at Arizona State	of	2	0	1	0	0	0	0	0	0	0	0	0	0	0	0	0	0	0	.340
Mar 15	NEW MEXICO ST	*of	2	2	2	3	0	0	2	0	0	0	0	0	0	0	0	0	0	0	.364
Mar 15	NEW MEXICO ST	*of	1	2	0	0	0	0	0	1	0	0	1	0	0	0	1	0	0	0	.357
Mar 17	UTAH	*of	3	0	0	0	0	0	0	0	0	0	0	0	0	0	1	0	0	0	.339
Mar 18	UTAH	pr	0	1	0	0	0	0	0	0	0	0	0	0	0	0	0	0	0	0	.339
Mar 19	UTAH	ph	0	0	0	0	0	0	0	1	0	0	0	0	0	0	0	0	0	0	.339
Totals		22gs	59	19	20	13	3	1	3	7	0	0	1	0	0	0	19	16	1	3	.339

On base pct. .418 • Slugging pct. .576

SEASON/CAREER HIGHS

Season High [most recent]	Category	**Career High** [most recent]
3 [Mississippi State, 2/17/23]	Hits	**3**, 3x [Mississippi State, 2/17/23]
3 [New Mexico State, 3/15/23]	RBI	**4**, 2x [New Mexico State, 4/27/22]
1, 3x [Arizona State, 3/10/23]	Doubles	**1**, 7x [Arizona State, 3/10/23]
1 [Mississippi State, 2/17/23]	Triples	**1**, 2x [Mississippi State, 2/17/23]
2 [New Mexico State, 3/15/23]	Home Runs	**2** [New Mexico State, 3/15/23]
1, 8x [Utah, 3/19/23]	Walks	**1**, 16x [Utah, 3/19/23]
N/A	Stolen Bases	*Same*

CAREER HONORS

2022

NFCA All-West [Third Team]

Pac-12 All-Freshman Team

Pac-12 Freshman of the Week [4/24-5/1]

D1 Softball Freshman of the Week [4/24-5/1]

ARIZONA RECORD BOOK

Freshman

Home Runs » 16th [10 - 2022]

LOGAN COLE

MARANA, ARIZ. [SALPOINTE H.S.]

FR • INF • R/R • 5-10

23

CAREER STATS

Year	avg	gp-gs	ab	r	h	2b	3b	hr	rbi	tb	slg%	bb	hbp	so	gdp	ob%	sf	sh	sb-att	po	a	e	fld%
2023	.000	22-1	13	7	0	0	0	0	0	0	.000	1	0	1	0	.071	0	0	0-1	6	3	0	1.000
TOTAL	.000	22-1	13	7	0	0	0	0	0	0	.000	1	0	1	0	.071	0	0	0-1	6	3	0	1.000

GAME-BY-GAME

Date	Opponent	Pos	AB	R	H	RBI	2B	3B	HR	BB	SB	CS	HBP	SAC	SF	GDP	K	PO	A	E	Avg
Feb 09	LONG BEACH ST	pr	0	1	0	0	0	0	0	0	0	0	0	0	0	0	0	0	0	0	.000
Feb 10	KANSAS-1	2b	1	1	0	0	0	0	0	0	0	0	0	0	0	0	0	1	0	0	.000
Feb 10	LONG BEACH ST	ss	0	0	0	0	0	0	0	0	0	0	0	0	0	0	0	1	0	0	.000
Feb 11	NC STATE	pr/2b	1	1	0	0	0	0	0	0	0	0	0	0	0	0	0	0	0	0	.000
Feb 12	NC STATE	ph/2	1	0	0	0	0	0	0	0	0	0	0	0	0	0	0	0	0	0	.000
Feb 16	vs Florida State	pr	0	0	0	0	0	0	0	0	0	0	0	0	0	0	0	0	0	0	.000
Feb 17	vs Texas A&M	pr	0	0	0	0	0	0	0	0	0	0	0	0	0	0	0	0	0	0	.000
Feb 18	vs Virginia Tech	of	1	0	0	0	0	0	0	0	0	0	0	0	0	1	0	0	0	0	.000
Feb 19	vs Indiana	of	1	1	0	0	0	0	0	1	0	0	0	0	0	0	2	0	0	0	.000
Feb 23	at Arkansas-2	of	1	0	0	0	0	0	0	0	0	0	0	0	0	0	1	0	0	0	.000
Feb 24	at Arkansas	pr	0	0	0	0	0	0	0	0	0	0	0	0	0	0	0	0	0	0	.000
Feb 25	vs Drake	*of/of	3	0	0	0	0	0	0	0	0	1	0	0	0	0	1	0	0	0	.000
Mar 03	WEBER STATE-1	pr	0	1	0	0	0	0	0	0	0	0	0	0	0	0	0	0	0	0	.000
Mar 03	TEXAS A&M-COM	ph/of	2	0	0	0	0	0	0	0	0	0	0	0	0	0	0	0	0	0	.000
Mar 04	NEBRASKA-1	pr	0	1	0	0	0	0	0	0	0	0	0	0	0	0	0	0	0	0	.000
Mar 04	TEXAS A&M-COM	ss	2	0	0	0	0	0	0	0	0	0	0	0	0	0	0	1	0	0	.000
Mar 10	at Arizona State	pr	0	0	0	0	0	0	0	0	0	0	0	0	0	0	0	0	0	0	.000
Mar 11	at Arizona State	pr	0	0	0	0	0	0	0	0	0	0	0	0	0	0	0	0	0	0	.000
Mar 12	at Arizona State	pr	0	0	0	0	0	0	0	0	0	0	0	0	0	0	0	0	0	0	.000
Mar 15	NEW MEXICO ST	pr	0	1	0	0	0	0	0	0	0	0	0	0	0	0	0	0	0	0	.000
Mar 18	UTAH	of	0	0	0	0	0	0	0	0	0	0	0	0	0	0	0	1	0	0	.000
Mar 19	UTAH	of	0	0	0	0	0	0	0	0	0	0	0	0	0	0	1	0	0	0	.000
Totals		1gs	13	7	0	0	0	0	0	1	0	1	0	0	0	0	1	6	3	0	.000

SEASON/CAREER HIGHS

Season High [most recent]	Category	**Career High** [most recent]
N/A	Hits	*Same*
N/A	RBI	*Same*
N/A	Doubles	*Same*
N/A	Triples	*Same*
N/A	Home Runs	*Same*
1 [Indiana, 2/19/23]	Walks	*Same*
N/A	Stolen Bases	*Same*

KAIAH ALTMEYER

SAN DIEGO, CALIF. [PATRICK HENRY H.S.]

FR • UTL • L/R • 5-9 • KAI-uh

24

CAREER STATS

Year	avg	gp-gs	ab	r	h	2b	3b	hr	rbi	tb	slg%	bb	hbp	so	gdp	ob%	sf	sh	sb-att	po	a	e	fld%
2023	.360	16-10	25	7	9	2	0	0	7	11	.440	1	0	7	0	.385	0	0	2-2	18	1	0	1.000
TOTAL	.360	16-10	25	7	9	2	0	0	7	11	.440	1	0	7	0	.385	0	0	2-2	18	1	0	1.000

GAME-BY-GAME

Date	Opponent	Pos	AB	R	H	RBI	2B	3B	HR	BB	SB	CS	HBP	SAC	SF	GDP	K	PO	A	E	Avg
Feb 09	LONG BEACH ST	pr	0	1	0	0	0	0	0	0	1	0	0	0	0	0	0	0	0	0	.000
Feb 10	KANSAS-1	of	1	0	0	0	0	0	0	0	0	0	0	0	0	0	1	0	0	0	.000
Feb 10	LONG BEACH ST	*of	3	0	2	1	0	0	0	0	0	0	0	0	0	0	0	0	0	0	.500
Feb 11	NC STATE	ph/of	2	0	1	1	0	0	0	0	0	0	0	0	0	0	1	0	0	0	.500
Feb 12	NC STATE	ph/of	1	1	1	1	1	0	0	0	0	0	0	0	0	0	0	0	0	0	.571
Feb 16	vs Florida State	pr	0	1	0	0	0	0	0	0	0	0	0	0	0	0	0	0	0	0	.571
Feb 17	vs Texas A&M	*of/of	3	1	1	0	0	0	0	0	0	0	0	0	0	0	2	1	0	0	.500
Feb 17	vs Mississippi Stat	*of	2	0	1	1	0	0	0	1	1	0	0	0	0	0	0	3	0	0	.500
Feb 18	vs Virginia Tech	*of	3	1	1	1	0	0	0	0	0	0	0	0	0	0	1	1	0	0	.467
Feb 19	vs Indiana	*of	2	1	2	1	1	0	0	0	0	0	0	0	0	0	0	3	0	0	.529
Feb 23	at Arkansas-1	*of	2	0	0	0	0	0	0	0	0	0	0	0	0	0	2	1	0	0	.474
Feb 23	at Arkansas-2	*of	3	0	0	1	0	0	0	0	0	0	0	0	0	0	1	3	0	0	.409
Feb 24	vs Drake	*of	3	0	0	1	0	0	0	0	0	0	0	0	0	0	1	3	0	0	.360
Feb 24	at Arkansas	*of	0	0	0	0	0	0	0	0	0	0	0	0	0	0	0	0	1	0	.360
Feb 25	vs Drake	*of	0	0	0	0	0	0	0	0	0	0	0	0	0	0	0	1	0	0	.360
Mar 10	at Arizona State	pr	0	1	0	0	0	0	0	0	0	0	0	0	0	0	0	0	0	0	.360
Totals		10gs	25	7	9	7	2	0	0	1	2	0	0	0	0	0	7	18	1	0	.360

On base pct. .385 • Slugging pct. .440

SEASON/CAREER HIGHS

Season High [most recent]	Category	**Career High** [most recent]
2, 2x [Indiana, 2/19/23]	Hits	*Same*
1, 7x [Drake, 2/24/23]	RBI	*Same*
1, 2x [Indiana, 2/19/23]	Doubles	*Same*
N/A	Triples	*Same*
N/A	Home Runs	*Same*
1 [Mississippi St., 2/17/23]	Walks	*Same*
1, 2x [Mississippi St., 2/17/23]	Stolen Bases	*Same*

OLIVIA DINARDO

SAN MATEO, CALIF. [ARAGON H.S.]

FR • C/1B • L/R • 5-4

26

CAREER STATS

Year	avg	gp-gs	ab	r	h	2b	3b	hr	rbi	tb	slg%	bb	hbp	so	gdp	ob%	sf	sh	sb-att	po	a	e	fld%
2023	.468	29-26	77	21	36	8	0	2	17	50	.649	12	1	10	0	.544	0	0	0-0	27	1	0	1.000
TOTAL	.468	29-26	77	21	36	8	0	2	17	50	.649	12	1	10	0	.544	0	0	0-0	27	1	0	1.000

GAME-BY-GAME

Date	Opponent	Pos	AB	R	H	RBI	2B	3B	HR	BB	SB	CS	HBP	SAC	SF	GDP	K	PO	A	E	Avg
Feb 09	LONG BEACH ST	*dh	3	0	1	1	0	0	0	0	0	0	0	0	0	0	0	0	0	0	.333
Feb 10	KANSAS-1	c	0	0	0	0	0	0	0	1	0	0	0	0	0	0	0	0	0	0	.333
Feb 10	LONG BEACH ST	*dh	2	1	1	0	0	0	0	0	0	1	0	0	0	0	0	0	0	0	.400
Feb 11	NC STATE	*dh/c	3	3	3	1	0	0	0	0	0	0	0	0	0	0	0	5	0	0	.625
Feb 12	NC STATE	ph/c	0	1	0	0	0	0	0	1	0	0	0	0	0	0	0	2	0	0	.625
Feb 16	vs Florida State	*dh	3	0	2	1	0	0	0	0	0	0	0	0	0	0	0	0	0	0	.636
Feb 17	vs Texas A&M	*dh	3	0	0	0	0	0	0	0	0	0	0	0	0	0	2	0	0	0	.500
Feb 17	vs Mississippi Stat	*dh	4	0	0	0	0	0	0	0	0	0	0	0	0	0	1	0	0	0	.389
Feb 18	vs Virginia Tech	*dh	3	1	2	1	1	0	1	0	0	0	0	0	0	0	1	0	0	0	.429
Feb 19	vs Indiana	*dh/c	4	1	1	0	0	0	0	0	0	0	0	0	0	0	0	0	1	0	.400
Feb 23	at Arkansas-1	*dh	3	0	1	0	0	0	0	0	0	0	0	0	0	0	0	0	0	0	.393
Feb 23	at Arkansas-2	ph	1	0	0	0	0	0	0	0	0	0	0	0	0	0	0	0	0	0	.379
Feb 24	vs Drake	*c	3	2	2	2	0	0	1	0	0	0	0	0	0	0	0	6	0	0	.406
Feb 24	at Arkansas	*dh	3	0	0	0	0	0	0	0	0	0	0	0	0	0	0	0	0	0	.371
Feb 25	vs Drake	*dh	2	1	1	0	0	0	0	1	0	0	0	0	0	0	0	0	0	0	.378
Mar 01	CSU BAKERSFIEL	*c	3	2	2	1	0	0	0	0	0	0	0	0	0	0	0	6	0	0	.400
Mar 03	WEBER STATE-1	*dh	1	0	0	0	0	0	0	2	0	0	0	0	0	0	0	0	0	0	.390
Mar 03	TEXAS A&M-COM	*c	4	2	4	1	2	0	0	0	0	0	0	0	0	0	0	5	0	0	.444
Mar 04	NEBRASKA-1	*dh/c	1	0	1	0	1	0	0	2	0	0	0	0	0	0	0	3	0	0	.457
Mar 04	TEXAS A&M-COM	*dh	3	2	3	3	1	0	0	0	0	0	0	0	0	0	0	0	0	0	.490
Mar 05	CSUN	*dh	2	1	2	2	1	0	0	1	0	0	0	0	0	0	0	0	0	0	.510
Mar 10	at Arizona State	*dh	2	1	1	0	0	0	0	2	0	0	0	0	0	0	0	0	0	0	.509
Mar 11	at Arizona State	*dh	4	1	1	1	0	0	0	0	0	0	0	0	0	0	1	0	0	0	.491
Mar 12	at Arizona State	*dh	2	1	1	0	0	0	0	2	0	0	0	0	0	0	0	0	0	0	.492
Mar 15	NEW MEXICO ST	*dh	3	0	2	0	2	0	0	0	0	0	0	0	0	0	0	0	0	0	.500
Mar 15	NEW MEXICO ST	*dh	3	0	1	1	0	0	0	0	0	0	0	0	0	0	0	1	0	0	.492
Mar 17	UTAH	*dh	3	0	0	0	0	0	0	0	0	0	0	0	0	0	2	0	0	0	.471
Mar 18	UTAH	*dh	5	0	3	2	0	0	0	0	0	0	0	0	0	0	2	0	0	0	.479
Mar 19	UTAH	*dh	4	1	1	0	0	0	0	0	0	0	0	0	0	0	0	0	0	0	.468
Totals		26gs	77	21	36	17	8	0	2	12	0	0	1	0	0	0	10	27	1	0	.468

On base pct. .544 • Slugging pct. .649

SEASON/CAREER HIGHS

Season High [most recent]	Category	**Career High** [most recent]
4 [TAMUC, 3/3/23]	Hits	*Same*
3 [TAMUC, 3/4/23]	RBI	*Same*
2, 2x [New Mexico State, 3/15/23]	Doubles	*Same*
N/A	Triples	*Same*
1, 4x [Arizona State, 3/12/23]	Home Runs	*Same*
2, 2x [Nebraska, 3/4/23]	Walks	*Same*
N/A	Stolen Bases	*Same*

CAREER HONORS

2023

Pac-12 Player of the Week [2/27-3/5]
Pac-12 Freshman of the Week [2/27-3/5]
NFCA Player of the Week [2/27-3/5]

BLAISE BIRINGER

TUCSON, ARIZ. [OLE MISS]

JR • INF • L/R • 5-6 • "blaze bear-IN-jer"

30

CAREER STATS

Year	avg	gp-gs	ab	r	h	2b	3b	hr	rbi	tb	slg%	bb	hbp	so	gdp	ob%	sf	sh	sb-att	po	a	e	fld%
2021*	.337	58-55	190	28	64	6	5	2	21	86	.453	6	0	22	0	.354	2	1	3-4	79	79	8	.952
2022	.302	52-42	116	21	35	8	0	2	18	49	.422	7	3	19	1	.354	1	1	1-1	15	13	1	.966
2023	.344	29-29	90	24	31	4	1	1	23	40	.444	15	2	11	0	.449	0	0	1-2	26	35	5	.924
TOTAL	.320	81-71	206	45	66	12	1	3	41	89	.432	22	5	30	1	.397	1	1	2-3	41	48	6	.937
All*	.328	139-126	396	73	130	18	6	5	62	175	.442	28	5	52	1	.377	3	2	5-7	120	127	14	.946

* Statistics from prior team/school

GAME-BY-GAME

Date	Opponent	Pos	AB	R	H	RBI	2B	3B	HR	BB	SB	CS	HBP	SAC	SF	GDP	K	PO	A	E	Avg
Feb 09	LONG BEACH ST	*3b	3	1	1	0	0	0	0	0	0	0	0	0	0	0	0	1	0		.333
Feb 10	KANSAS-1	*3b	1	3	1	1	0	0	0	2	0	0	0	0	0	0	0	1	2	0	.500
Feb 10	LONG BEACH ST	*3b	3	2	2	2	0	0	0	1	0	0	0	0	0	0	1	1	0		.571
Feb 11	NC STATE	*3b	4	0	2	4	1	0	0	0	0	0	0	0	0	0	0	2	0		.545
Feb 12	NC STATE	*3b/d	4	1	2	3	1	0	0	0	0	0	0	0	0	0	0	0	0		.533
Feb 16	vs Florida State	*3b	4	0	1	0	0	0	0	0	0	0	0	0	0	1	3	2	1		.474
Feb 17	vs Texas A&M	*3b	2	0	1	0	0	1	0	2	0	0	0	0	0	0	1	1	4	0	.476
Feb 17	vs Mississippi Stat	*3b	3	0	2	1	0	0	0	1	0	0	0	0	0	0	1	0	1		.500
Feb 18	vs Virginia Tech	*3b	4	1	1	3	0	0	1	0	0	0	0	0	0	0	1	1	1	0	.464
Feb 19	vs Indiana	*3b	3	1	1	2	0	0	0	0	0	0	0	0	0	0	0	1	0		.452
Feb 23	at Arkansas-1	*3b	3	0	1	0	0	0	0	0	0	0	0	0	0	0	2	1	1	0	.441
Feb 23	at Arkansas-2	*3b	4	0	0	0	0	0	0	0	0	0	0	0	0	0	2	1	0	0	.395
Feb 24	vs Drake	*3b	2	1	2	1	0	0	0	1	0	0	0	0	0	0	0	0	0	0	.425
Feb 24	at Arkansas	*3b	4	0	1	0	0	0	0	0	0	0	0	0	0	0	1	1	2	0	.409
Feb 25	vs Drake	*3b	3	3	2	0	0	0	0	1	1	0	0	0	0	0	0	2	0		.426
Mar 01	CSU BAKERSFIEL	*3b	4	0	0	0	0	0	0	0	0	0	0	0	0	0	1	1	0		.392
Mar 03	WEBER STATE-1	*3b	4	0	2	1	1	0	0	0	0	0	0	0	0	0	0	2	0		.400
Mar 03	TEXAS A&M-COM	*3b	1	2	1	2	0	0	0	1	0	0	0	0	0	0	0	0	0		.411
Mar 04	NEBRASKA-1	*3b	4	0	0	0	0	0	0	0	0	0	0	0	0	0	0	2	1		.383
Mar 04	TEXAS A&M-COM	*3b	1	2	1	1	0	0	0	1	0	0	0	0	0	0	0	0	1		.393
Mar 05	CSUN	*3b	2	2	1	0	0	0	0	0	0	0	1	0	0	0	0	0	0		.397
Mar 10	at Arizona State	*3b	4	2	2	1	1	0	0	0	0	0	1	0	0	0	1	1	2	0	.403
Mar 11	at Arizona State	*3b	4	0	0	0	0	0	0	0	0	0	0	0	0	0	0	0	0	0	.380
Mar 12	at Arizona State	*3b	5	0	1	0	0	0	0	0	0	0	0	0	0	0	0	3	1	0	.368
Mar 15	NEW MEXICO ST	*3b	2	0	1	0	0	0	0	1	0	1	0	0	0	0	0	3	2	0	.372
Mar 15	NEW MEXICO ST	*3b	1	1	0	0	0	0	0	2	0	0	0	0	0	0	0	0	2	0	.367
Mar 17	UTAH	*3b	3	0	0	0	0	0	0	0	0	0	0	0	0	0	0	0	1	1	.354
Mar 18	UTAH	*3b	5	0	0	0	0	0	0	1	0	0	0	0	0	0	2	3	0	0	.333
Mar 19	UTAH	*3b	3	2	2	1	0	0	0	1	0	0	0	0	0	0	0	4	3	0	.344
Totals		29gs	90	24	31	23	4	1	1	15	1	1	2	0	0	0	11	26	35	5	.344

On base pct. .449 • Slugging pct. .444

SEASON/CAREER HIGHS

Season High [most recent]	Category	**Career High** [most recent]
2, 9x [Utah, 3/19/23]	Hits	**3**, 3x [Washington, 4/1/22]
4 [NC State, 2/11/23]	RBI	**4** [NC State, 2/11/23]
1, 4x [Arizona State, 3/10/23]	Doubles	**1**, 17x [Arizona State, 3/10/23]
1 [Texas A&M, 2/17/23]	Triples	**1** [Texas A&M, 2/17/23]
1 [Virginia Tech, 2/18/23]	Home Runs	**1**, 5x [Virginia Tech, 2/18/23]
2, 2x [New Mexico State, 3/15/23]	Walks	**2**, 3x [New Mexico State, 3/15/23]
1 [Drake, 2/25/23]	Stolen Bases	**1**, 5x [Drake, 2/25/22]

* Denotes a career high achieved at Ole Miss

DEVYN NETZ

SIERRA MADRE, CALIF. [IRONWOOD RIDGE H.S. • TUCSON, ARIZ.]

JR • P/INF • R/R • 5-9

34

CAREER STATS

Year	avg	gp-gs	ab	r	h	2b	3b	hr	rbi	tb	slg%	bb	hbp	so	gdp	ob%	sf	sh	sb-att	po	a	e	fld%
2021	.000	4-1	5	0	0	0	0	0	0	0	.000	0	0	2	0	.000	0	0	0-0	4	6	0	1.000
2022	.000	2-1	4	1	0	0	0	0	0	1	.000	1	0	2	0	.200	0	0	0-0	4	20	3	.889
2023	.350	25-23	60	15	21	2	0	9	26	50	.833	7	3	9	1	.437	1	0	0-0	10	16	0	1.000
TOTAL	.304	31-25	69	16	21	2	0	9	27	50	.725	8	3	13	1	.395	1	0	0-0	18	42	3	.952

Year	era	w-l	app	gs	cg	sho	sv	ip	h	r	er	bb	so	2b	3b	hr	bf	bavg	wp	hbp	bk	sfa	sha
2021	2.95	3-0	10	2	1	1/1	2	21.1	19	9	9	6	17	4	0	3	92	.232	0	3	0	0	1
2022	3.45	15-7	36	25	7	3/3	3	136.0	130	81	67	46	83	20	1	24	597	.246	6	10	0	4	9
2023	3.03	9-7	18	15	7	3/0	1	76.1	72	44	33	15	59	8	0	6	328	.243	5	9	0	2	6
TOTAL	3.27	27-14	64	42	15	7/4	6	233.2	221	134	109	67	159	32	1	33	1017	.244	11	22	0	6	16

GAME-BY-GAME

Date	Opponent	Pos	AB	R	H	RBI	2B	3B	HR	BB	SB	CS	HBP	SAC	SF	GDP	K	PO	A	E	Avg
Feb 09	LONG BEACH ST	*p/dh	3	1	2	1	0	0	1	0	0	0	0	0	0	0	0	0	2	0	.667
Feb 10	KANSAS-1	*dh	3	0	2	3	0	0	0	0	0	0	1	0	0	0	0	0	0	0	.667
Feb 10	LONG BEACH ST	*p	1	0	0	1	0	0	0	1	0	0	0	0	0	1	0	0	0	0	.571
Feb 11	NC STATE	*p	2	1	1	0	0	0	0	0	0	0	0	0	0	0	0	0	0	0	.556
Feb 12	NC STATE	*dh	1	0	0	0	0	0	0	1	0	0	0	0	0	0	0	1	0	0	.500
Feb 16	vs Florida State	*p	0	0	0	0	0	0	0	1	0	0	0	0	0	0	0	0	2	0	.500
Feb 17	vs Texas A&M	*p	3	0	0	0	0	0	0	0	0	0	0	0	0	0	0	0	0	0	.385
Feb 17	vs Mississippi Stat	ph	0	1	0	0	0	0	0	1	0	0	0	0	0	0	0	0	0	0	.385
Feb 18	vs Virginia Tech	*p	3	0	0	0	0	0	0	0	0	0	0	0	0	0	0	2	1	0	.312
Feb 23	at Arkansas-1	*p	3	1	1	2	0	0	1	0	0	0	0	0	0	0	1	0	2	0	.316
Feb 23	at Arkansas-2	*dh/p	3	1	1	3	0	0	1	1	0	0	0	0	0	0	0	0	0	0	.318
Feb 24	vs Drake	*dh	3	1	1	3	0	0	1	0	0	0	0	0	0	0	1	0	0	0	.320
Feb 24	at Arkansas	*p	3	0	0	0	0	0	0	0	0	0	0	0	0	0	1	0	0	0	.286
Feb 25	vs Drake	*p	2	1	1	2	0	0	1	1	0	0	0	0	0	0	1	0	2	0	.300
Mar 01	CSU BAKERSFIEL	*dh	2	1	0	0	0	0	0	0	0	0	1	0	0	0	0	0	0	0	.281
Mar 03	WEBER STATE-1	*p	2	1	1	0	0	0	0	1	0	0	0	0	0	0	0	0	2	0	.294
Mar 03	TEXAS A&M-COM	*dh	2	1	1	0	0	0	0	0	0	0	0	0	0	0	0	0	0	0	.306
Mar 04	NEBRASKA-1	*p/dh	3	0	1	0	0	0	0	0	0	0	0	0	0	0	0	0	0	0	.308
Mar 05	CSUN	*p	3	2	2	3	0	0	1	0	0	0	0	0	0	0	0	0	2	0	.333
Mar 10	at Arizona State	*p	4	0	1	0	0	0	0	0	0	0	0	0	0	0	2	0	0	0	.326
Mar 12	at Arizona State	*p	1	0	0	0	0	0	0	0	0	1	0	0	0	0	0	0	0	0	.319
Mar 15	NEW MEXICO ST	ph	1	1	1	3	0	0	1	0	0	0	0	0	0	0	0	0	0	0	.333
Mar 17	UTAH	*p/1b	3	1	2	1	1	0	1	0	0	0	0	0	0	0	0	4	1	0	.353
Mar 18	UTAH	*1b/p	5	0	2	2	1	0	0	0	0	0	0	0	0	0	0	5	1	0	.357
Mar 19	UTAH	*1b/p	4	4	1	2	0	0	1	0	0	0	0	0	0	1	0	1	1	0	.350
Totals		23gs	60	15	21	26	2	0	9	7	0	0	3	0	1	1	9	10	16	0	.350

On base pct. .437 • Slugging pct. .833

#34 Netz, Devyn - 18 appearances (All games)

Date	Opponent	GS	IP	H	R	ER	BB	SO	2B	3B	HR	WP	BK	HBP	IBB	Score	W-L	Sv	ERA	NP
Feb 09	LONG BEACH ST	*	4.0	4	1	1	1	3	1	0	0	1	0	0	0	9-1	1-0	0	1.75	56
Feb 10	LONG BEACH ST	*	4.0	3	1	1	0	4	0	0	0	0	0	1	0	9-1	2-0	0	1.75	55
Feb 11	NC STATE	*	3.0	0	0	0	1	3	0	0	0	0	0	0	0	15-1	3-0	0	1.27	33
Feb 16	vs Florida State	*	3.1	7	6	2	2	1	1	0	0	0	0	0	0	4-6	3-1	0	1.95	64
Feb 17	vs Texas A&M	*	6.0	3	2	2	1	2	0	0	0	0	0	1	0	1-2	3-2	0	2.07	66
Feb 18	vs Virginia Tech	*	7.0	3	2	1	1	6	0	0	1	0	0	0	0	6-2	4-2	0	1.79	78
Feb 23	at Arkansas-1	*	6.2	6	3	2	3	5	0	0	0	1	0	1	0	2-3	4-3	0	1.85	106
Feb 23	at Arkansas-2		1.0	0	0	0	0	0	0	0	0	0	0	0	0	5-2	4-3	1	1.80	8
Feb 24	at Arkansas	*	6.0	5	2	2	1	3	0	0	1	0	0	0	0	1-2	4-4	1	1.88	73
Feb 25	vs Drake	*	3.0	2	1	1	0	1	0	0	0	1	0	0	0	9-1	5-4	1	1.91	42
Mar 03	WEBER STATE-1	*	6.0	4	0	0	1	8	1	0	0	0	0	0	0	8-0	6-4	1	1.68	80
Mar 04	NEBRASKA-1	*	2.1	6	5	5	0	3	1	0	1	1	0	0	0	3-10	6-5	1	2.27	50
Mar 05	CSUN	*	5.0	3	0	0	0	6	0	0	0	0	0	0	0	9-0	7-5	1	2.08	59
Mar 10	at Arizona State	*	7.0	4	0	0	1	6	0	0	0	0	0	1	0	9-0	8-5	1	1.85	93
Mar 12	at Arizona State	*	2.1	4	3	3	1	2	1	0	1	0	0	1	0	3-4	8-6	1	2.10	45
Mar 17	UTAH	*	3.1	7	5	3	0	3	1	0	1	1	0	2	0	3-8	8-7	1	2.30	68
Mar 18	UTAH		2.1	4	5	2	1	2	0	0	0	0	0	1	1	10-9	9-7	1	2.42	48
Mar 19	UTAH		4.0	7	8	8	1	1	2	0	1	0	0	1	0	11-13	9-7	1	3.03	64
Totals		15	76.1	72	44	33	15	59	8	0	6	5	0	9	1	117-65	9-7	1	3.03	-

SEASON/CAREER HIGHS

Season High [most recent]	Category	**Career High** [most recent]
	Pitching	
7.0 [Virginia Tech, 2/18/23]	Innings Pitched	**7.0**, 6x [Virginia Tech, 2/18/23]
8 [Weber State, 3/3/23]	Strikeouts	**8**, 2x [Weber State, 3/3/23]
	Offense	
2, 5x [Utah, 3/18/23]	Hits	*Same*
3, 5x [New Mexico State, 3/15/23]	RBI	**3**, 5x [New Mexico State, 3/15/23]
1, 2x [Utah, 3/18/23]	Doubles	*Same*
N/A	Triples	*Same*
1, 9x [Utah, 3/19/23]-	Home Runs	*Same*
1, 7x [Weber State, 3/3/23]	Walks	**1**, 8x [Weber State, 3/3/23]
N/A	Stolen Bases	*Same*

CAREER HONORS

2023

Pac-12 Player of the Week [2/20-2/26]

D1 Softball Player of the Week [2/20-2/26]

2020

Pac-12 Spring Academic Honor Roll

2023 OFFICIAL REPLAY REVIEWS

Date	Challenged By	Outcome	Inning	At Bat	Pitcher	Play	Reviewed
3/11	Arizona	Overturned	1st	Perezchica	Schuld	Groundout to shortstop	Perezchica out at first base (63)
3/12	Arizona	Upheld	4th	Acuna, Yanni	Somerndike	Stolen base	Acuna, Yanni out at second (26 CS)
3/17	Utah	Upheld	5th	Denning	Somerndike	Groundout to shortstop	Denning out at first base (63)
3/18	Utah	Upheld	5th	Denning	Silva	Groundout to second base	Denning out at first base (46)
3/19	Arizona	Overturned	1st	Ortiz	Blanchard	Bonstrom safe at third base on attempted pick off	Bonstrom was picked off at third (25 PO)
3/19	Utah	Overturned	2nd	Kennedy	Sandez	Safe at first base on error (E3F)	Kennedy was tagged out at first base (3U)

Arizona Totals: 3 **Upheld: 1** **Overturned: 2**
Opponent Totals: 3 **Upheld: 2** **Overturned: 1**

OVERALL STATISTICS

Record: 20-9 Home: 13-3 Away: 3-3 Neutral: 4-3 Pac-12: 3-3

Player	avg	gp-gs	ab	r	h	2b	3b	hr	rbi	tb	slg%	bb	hp	so	gdp	ob%	sf	sh	sb-att	po	a	e	fld%
21 Perezchica, Jasmin	.517	20-20	58	28	30	2	0	0	9	32	.552	13	0	7	0	.606	0	1	4-4	27	1	0	1.000
26 DiNardo, Olivia	.468	29-26	77	21	36	8	0	2	17	50	.649	12	1	10	0	.544	0	0	0-0	27	1	0	1.000
9 Skaggs, Allie	.388	29-29	80	24	31	10	0	7	44	62	.775	21	0	14	0	.510	1	0	0-0	51	38	0	1.000
34 Netz, Devyn	.350	25-23	60	15	21	2	0	9	26	50	.833	7	3	9	1	.437	1	0	0-0	10	16	0	1.000
20 Scupin, Carlie	.347	26-26	75	23	26	7	0	9	28	60	.800	10	5	16	1	.451	1	0	0-0	139	2	0	1.000
30 Biringer, Blaise	.344	29-29	90	24	31	4	1	1	23	40	.444	15	2	11	0	.449	0	0	1-2	26	35	5	.924
22 Dimler, Paige	.339	27-22	59	19	20	3	1	3	13	34	.576	7	1	19	0	.418	0	0	0-0	16	1	3	.850
4 Kennedy, Dakota	.333	28-24	69	23	23	3	2	3	16	39	.565	11	2	13	2	.439	0	2	6-6	24	0	1	.960
2 Biehl, Tayler	.327	25-18	49	17	16	2	2	0	7	22	.449	4	0	13	0	.370	1	0	4-4	37	14	2	.962
15 Pacho, Izzy	.317	27-26	63	11	20	3	0	2	18	29	.460	9	7	10	1	.456	0	2	0-0	111	6	1	.992
0 Carroll, Sophia	.235	26-22	34	10	8	0	0	2	7	14	.412	6	1	6	2	.366	0	0	0-0	26	52	2	.975
---																							
24 Altmeyer, Kaiah	.360	16-10	25	7	9	2	0	0	7	11	.440	1	0	7	0	.385	0	0	2-2	18	1	0	1.000
6 Ashner, Ali	.286	9-0	7	1	2	0	0	0	2	2	.286	1	0	1	0	.375	0	0	0-0	3	0	0	1.000
23 Cole, Logan	.000	22-1	13	7	0	0	0	0	0	0	.000	1	0	1	0	.071	0	0	0-1	6	3	0	1.000
3 Silva, Aissa	.000	2-1	0	1	0	0	0	0	0	0	.000	0	0	0	0	.000	0	0	0-0	0	2	0	1.000
17 Blanchard, Ali	.000	10-1	0	8	0	0	0	0	0	0	.000	0	0	0	0	.000	0	0	0-0	0	1	1	.500
Totals	.360	29	759	239	273	46	6	38	217	445	.586	118	22	137	7	.457	4	5	17-19	521	176	15	.979
Opponents	.235	29	667	88	157	21	1	26	79	258	.387	45	14	134	8	.296	4	7	15-16	489	144	36	.946

LOB - Team (180), Opp (128). DPs turned - Team (9), Opp (11). IBB - Team (0), Opp (2). Picked off - Biehl 1.

(All games Sorted by Earned run avg)

Player	era	w-l	app	gs	cg	sho	sv	ip	h	r	er	bb	so	2b	3b	hr	b/avg	wp	hp	bk	sfa	sha
3 Silva, Aissa	2.41	2-0	11	5	1	1/1	0	32.0	26	13	11	8	17	6	0	5	.218	1	2	0	0	1
12 Somerndike, Sydne	2.57	4-1	12	4	1	0/1	0	32.2	30	13	12	4	29	2	1	8	.238	0	2	0	2	0
34 Netz, Devyn	3.03	9-7	18	15	7	3/0	1	76.1	72	44	33	15	59	8	0	6	.243	5	9	0	2	6
---																						
11 Hardy, Brianna	2.25	0-1	10	0	0	0/1	0	9.1	9	3	3	4	11	1	0	1	.243	2	1	0	0	0
17 Blanchard, Ali	3.90	5-0	9	5	0	0/1	0	23.1	20	15	13	14	18	4	0	6	.225	0	0	0	0	0
Totals	2.90	20-9	29	29	9	6/2	1	173.2	157	88	72	45	134	21	1	26	.235	8	14	0	4	7
Opponents	9.02	9-20	29	29	5	0/0	3	163.0	273	239	210	118	137	46	6	38	.360	31	22	0	4	5

PB - Team (2), Pacho 2, Opp (14). Pickoffs - Team (1), Pacho 1, Opp (1). SBA/ATT - Pacho (13-14), Netz (7-7), Blanchard (3-4), Somerndike (3-3), Silva (2-2), DiNardo (2-2).

PAC-12/NCAA STATISTICAL RANKINGS

Statistic	National Rank	Conference Rank	Value	National Leader	Value	Conference Leader	Value
Batting Average (295 ranked)	4	1	0.360	Oklahoma	0.399	Arizona	0.360
Double Plays per Game (292 ranked)	97	4	0.31	McNeese	0.71	Arizona St.	0.44
Doubles (294 ranked)	15	2	46	Oklahoma	68	California	50
Doubles per Game (295 ranked)	30	2	1.59	Oklahoma	2.43	California	1.79
Earned Run Average (295 ranked)	94	7	2.90	Tennessee	0.62	Stanford	1.18
Fielding Percentage (295 ranked)	12	3	0.979	Oklahoma	0.992	Stanford	0.986
Hit Batters (295 ranked)	175	5	14	Alcorn Virginia Tech Western Mich.	2 2 2	Oregon	6
Home Runs per game (293 ranked)	11	3	1.31	Virginia Tech	2.11	Arizona St.	1.56
On Base Percentage (295 ranked)	4	1	0.457	Oklahoma	0.481	Arizona	0.457
Scoring (295 ranked)	2	1	8.24	Oklahoma	9.00	Arizona	8.24
Shutouts (209 ranked)	44	6	6	Oklahoma Tennessee	17 17	Stanford	15
Slugging Percentage (295 ranked)	8	1	0.586	Oklahoma	0.720	Arizona	0.586
Stolen Bases per Game (295 ranked)	233	8	0.59	Grambling	4.07	Utah	2.81
Strikeout-to-Walk Ratio (295 ranked)	42	6	2.98	Auburn	9.29	Stanford	6.73
Total Stolen Bases (30 ranked)				Grambling	110	Utah	73
Triple Plays (1 ranked)				FGCU Texas Tech	1 1		
Triples per Game (269 ranked)	106	5	0.21	UC Santa Barbara	0.75	Stanford	0.48
WL Percentage (293 ranked)	48	7	0.690	Clemson	0.967	UCLA	0.900
Walks (28 ranked)	5	1	118	Florida St.	136	Arizona	118

Statistic	Player	National Rank	Conference Rank	Value	National Leader	Value	Conference Leader	Value
Batting Average (150 ranked)	Olivia DiNardo Allie Skaggs	16 143	1 14	0.468 0.388	Sydney McKinney, Wichita St.	0.570	Olivia DiNardo, Arizona	0.468
Caught Stealing By (19 ranked)					Cassie Castaneda, North Dakota	16	Aly Kaneshiro, Stanford Terra McGowan, Oregon	8 8
Doubles (16 ranked)	Allie Skaggs	16	1	10	Mackenzie Donihoo, Tennessee Grace French, Bradley	14 14	Allie Skaggs, Arizona	10
Doubles Per Game (147 ranked)	Allie Skaggs	60	1	0.34	Haley Taormina, George Mason	0.57	Allie Skaggs, Arizona	0.34
Earned Run Average (150 ranked)					NiJaree Canady, Stanford	0.14	NiJaree Canady, Stanford	0.14
Hit Batters (21 ranked)					6 players tied	1	Alana Vawter, Stanford	1
Hit by Pitch per Game (148 ranked)	Izzy Pacho Carlie Scupin	57 124	2 3	0.26 0.19	Hana Hashioka, Furman	0.55	Ellessa Bonstrom, Utah	0.31
Hits (135 ranked)	Olivia DiNardo Blaise Biringer Allie Skaggs Jasmine Perezchica	35 120 120 135	6 12 12 14	36 31 31 30	Sydney McKinney, Wichita St.	57	Aliya Belarde, Utah Maya Brady, UCLA	42 42
Hits Allowed Per Seven Innings (150 ranked)					NiJaree Canady, Stanford	1.91	NiJaree Canady, Stanford	1.91
Home Runs (236 ranked)	Devyn Netz Carlie Scupin Allie Skaggs	16 16 52	3 3 9	9 9 7	Jordyn VanHook, Arizona St.	14	Jordyn VanHook, Arizona St.	14
Home Runs Per Game (150 ranked)	Devyn Netz Carlie Scupin Allie Skaggs	19 20 103	2 3 15	0.36 0.35 0.24	Jordyn VanHook, Arizona St.	0.56	Jordyn VanHook, Arizona St.	0.56
Innings Pitched (30 ranked)					Isabella Smith, Campbell	111.2		
On Base Percentage (149 ranked)	Olivia DiNardo Allie Skaggs	19 62	1 6	0.544 0.510	Rachel Becker, Oklahoma St.	0.656	Olivia DiNardo, Arizona	0.544
RBIs (30 ranked)	Allie Skaggs	2	1	44	Kristin Fifield, Grand Canyon	46	Allie Skaggs, Arizona	44
Runs Batted In Per Game (145 ranked)	Allie Skaggs Carlie Scupin Devyn Netz	3 36 50	1 6 7	1.52 1.08 1.04	Autumn Owen, Marshall	1.76	Allie Skaggs, Arizona	1.52
Runs per Game (150 ranked)	Carlie Scupin Blaise Biringer Allie Skaggs Dakota Kennedy	94 140 140 145	13 15 15 17	0.88 0.83 0.83 0.82	Kiki Milloy, Tennessee	1.48	Haley Denning, Utah	1.19
Sacrifice Bunts per game (143 ranked)					Brooklyn Wallace, Alabama A&M	0.47	Savannah Price, Arizona St.	0.22
Sacrifice Flies (89 ranked)					Haley Morgan, Tulsa	6	Megan Grant, UCLA	5
Saves (40 ranked)					Keira Bucher, Maryland	9	Marissa Schuld, Arizona St.	4
Shutouts (26 ranked)	Devyn Netz	26	4	3	Stephanie Schoonover, Kentucky	8	NiJaree Canady, Stanford Ruby Meylan, Washington	6 6
Slugging Percentage (300 ranked)	Devyn Netz Carlie Scupin Allie Skaggs Olivia DiNardo	22 36 50 159	3 6 7 15	0.833 0.800 0.775 0.649	Autumn Owen, Marshall	1.155	Jordyn VanHook, Arizona St.	1.027
Stolen Bases (91 ranked)					Chelie Senini, Nevada	30	Haley Denning, Utah	23
Stolen Bases Per Game (150 ranked)					Chelie Senini, Nevada	1.25	Haley Denning, Utah	0.88
Strikeout-to-Walk Ratio (150 ranked)	Sydney Somerndike Devyn Netz	26 101	5 11	7.25 3.93	Alana Vawter, Stanford	17.50	Alana Vawter, Stanford	17.50
Strikeouts (142 ranked)	Devyn Netz	127	9	59	Montana Fouts, Alabama	151	Megan Faraimo, UCLA	121
Strikeouts Per Seven Innings (150 ranked)					Donnie Gobourne, South Carolina	13.5	NiJaree Canady, Stanford	12.5
Total Bases (150 ranked)	Allie Skaggs Carlie Scupin Olivia DiNardo Devyn Netz	35 44 150 150	5 7 17 17	62 60 50 50	Maya Brady, UCLA	84	Maya Brady, UCLA	84
Toughest to Strike Out (148 ranked)					Abbey Tolmie, Central Mich.	77.0	Baylee Klingler, Washington	46.5
Triples (26 ranked)					Emma Austin, Southern Ill. Elyssa DeRosa, George Mason	6 6	Taylor Gindlesperger, Stanford	5
Triples Per Game (150 ranked)	Tayler Biehl	129	5	0.08	Elyssa DeRosa, George Mason	0.26	Taylor Gindlesperger, Stanford	0.19
Victories (38 ranked)	Devyn Netz	38	6	9	Leanna Johnson, Troy	16	Megan Faraimo, UCLA	13
Walks Allowed Per Seven Innings (150 ranked)	Sydney Somerndike Devyn Netz	29 94	2 6	0.86 1.38	Olivia Valbak, UAB	0.33	Alana Vawter, Stanford	0.35
Walks Per Game (143 ranked)	Allie Skaggs	43	3	0.72	Maria Smith, Southern Miss.	1.12	Frankie Hammoude, Oregon St.	0.77

RESULTS

Date	Opponent		Score	Inns	Overall	Pac-12	Pitcher of record	Attend	Time
1 Feb 09, 2023	LONG BEACH STATE	W	9-1	5	1-0-0	0-0-0	Netz (W 1-0)	2209	1:27
1 Feb 10, 2023	KANSAS-1	W	15-2	5	2-0-0	0-0-0	Blanchard (W 1-0)	-	2:10
1 Feb 10, 2023	LONG BEACH STATE-2	W	9-1	5	3-0-0	0-0-0	Netz (W 2-0)	2442	2:35
1 Feb 11, 2023	NC STATE	W	15-1	5	4-0-0	0-0-0	Netz (W 3-0)	2412	1:40
1 Feb 12, 2023	NC STATE	W	15-1	5	5-0-0	0-0-0	Blanchard (W 2-0)	2184	1:51
2 Feb 16, 2023	vs #6 Florida State	L	4-6	7	5-1-0	0-0-0	Netz (L 3-1)	0	2:53
2 Feb 17, 2023	vs Texas A&M	L	1-2	7	5-2-0	0-0-0	Netz (L 3-2)	0	11:4
2 Feb 17, 2023	vs Mississippi State	L	3-6	7	5-3-0	0-0-0	Somerndike (L 0-1)	0	2:39
Feb 18, 2023	vs #8 Virginia Tech	W	6-2	7	6-3-0	0-0-0	Netz (W 4-2)	5632	1:57
2 Feb 19, 2023	vs Indiana	W	10-1	5	7-3-0	0-0-0	Somerndike (W 1-1)	0	1:59
Feb 23, 2023	at #8 Arkansas-1	L	2-3	7	7-4-0	0-0-0	Netz (L 4-3)	2696	1:50
Feb 23, 2023	at #8 Arkansas-2	W	5-2	7	8-4-0	0-0-0	Somerndike (W 2-1)	2696	2:15
Feb 24, 2023	vs Drake	W	9-3	7	9-4-0	0-0-0	Blanchard (W 3-0)	152	2:18
Feb 24, 2023	at #8 Arkansas	L	1-2	7	9-5-0	0-0-0	Netz (L 4-4)	2613	1:45
Feb 25, 2023	vs Drake	W	9-1	5	10-5-0	0-0-0	Netz (W 5-4)	150	1:38
Mar 01, 2023	CSU BAKERSFIELD	W	9-1	5	11-5-0	0-0-0	Somerndike (W 3-1)	2904	1:26
4 Mar 03, 2023	WEBER STATE-1	W	8-0	6	12-5-0	0-0-0	Netz (W 6-4)	-	1:53
4 Mar 03, 2023	TEXAS A&M-COMMERCE-2	W	14-0	5	13-5-0	0-0-0	Silva (W 1-0)	2423	1:35
4 Mar 04, 2023	NEBRASKA-1	L	3-10	7	13-6-0	0-0-0	Netz (L 6-5)	-	2:11
4 Mar 04, 2023	TEXAS A&M-COMMERCE-2	W	17-8	5	14-6-0	0-0-0	Blanchard (W 4-0)	2889	1:47
4 Mar 05, 2023	CSUN	W	9-0	5	15-6-0	0-0-0	Netz (W 7-5)	2531	1:33
* Mar 10, 2023	at #22 Arizona State	W	9-0	7	16-6-0	1-0-0	Netz (W 8-5)	2045	2:23
* Mar 11, 2023	at #22 Arizona State	W	11-0	6	17-6-0	2-0-0	Silva (W 2-0)	2134	2:20
* Mar 12, 2023	at #22 Arizona State	L	3-4	7	17-7-0	2-1-0	Netz (L 8-6)	2105	2:38
Mar 15, 2023	NEW MEXICO STATE-1	W	10-0	5	18-7-0	2-1-0	Somerndike (W 4-1)	-	1:50
Mar 15, 2023	NEW MEXICO STATE-2	W	9-1	5	19-7-0	2-1-0	Blanchard (W 5-0)	2698	2:25
* Mar 17, 2023	UTAH	L	3-8	7	19-8-0	2-2-0	Netz (L 8-7)	2611	2:25
* Mar 18, 2023	UTAH	W	10-9	(9)	20-8-0	3-2-0	Netz (W 9-7)	2549	3:35
* Mar 19, 2023	UTAH	L	11-13	7	20-9-0	3-3-0	Hardy (L 0-1)	2477	3:25

* = Conference game

() extra inning game

GAME-BY-GAME [OFFENSE]

Date	Opponent	ab	r	h	rbi	2b	3b	hr	tb	bb	ibb	sb	cs	hbp	sac	sf	gdp	k	po	a	e	lob	avg
Feb 09	LONG BEACH STA	26	9	13	9	0	0	3	22	1	0	1	0	0	0	0	0	3	15	8	0	6	.500
Feb 10	KANSAS	24	15	11	14	1	0	0	12	7	0	3	0	3	0	0	0	1	15	3	0	7	.480
Feb 10	LONG BEACH STA	21	9	10	6	1	0	0	11	5	0	1	0	2	0	1	0	3	15	4	0	8	.479
Feb 11	NC STATE	30	15	17	14	3	0	0	20	1	0	2	0	0	0	1	0	1	15	4	0	5	.505
Feb 12	NC STATE	26	15	15	15	3	0	1	21	6	0	1	0	0	0	1	0	2	15	2	0	6	.520
Feb 16	vs Florida State	29	4	8	2	1	1	1	14	2	0	0	0	0	0	0	0	9	21	7	3	6	.474
Feb 17	vs Texas A&M	25	1	3	1	0	2	0	7	3	0	0	0	1	0	0	0	8	18	8	0	7	.425
Feb 17	vs Mississippi State	30	3	9	3	0	2	0	13	5	0	2	0	0	0	0	0	8	21	5	3	11	.408
Feb 18	vs Virginia Tech	29	6	7	6	3	0	2	16	2	0	0	0	0	0	0	0	17	21	8	1	4	.387
Feb 19	vs Indiana	28	10	12	10	1	0	1	16	3	0	0	0	1	1	0	0	2	15	6	0	8	.392
Feb 23	at Arkansas	26	2	4	2	1	0	1	8	0	0	0	0	0	0	0	1	12	20	10	0	3	.371
Feb 23	at Arkansas	28	5	5	4	0	0	1	8	3	0	1	0	1	0	0	1	9	21	6	1	6	.354
Feb 24	vs Drake	24	9	6	8	0	0	2	12	6	0	0	0	0	0	0	1	7	21	6	0	3	.347
Feb 24	at Arkansas	25	1	4	1	1	0	1	8	3	0	0	0	1	0	0	0	6	18	11	0	7	.334
Feb 25	vs Drake	25	9	10	8	3	0	2	19	3	0	1	1	0	0	0	0	3	15	9	0	4	.338
Mar 01	CSU BAKERSFIEL	17	9	4	7	0	0	1	7	8	0	1	0	3	0	0	0	0	15	4	0	7	.334
Mar 03	WEBER STATE	21	8	10	7	2	0	2	18	8	0	1	0	0	1	0	1	3	18	8	0	7	.341
Mar 03	TEXAS A&M-COMM	28	14	16	14	3	0	2	25	4	0	0	0	0	0	0	0	0	15	2	0	6	.355
Mar 04	NEBRASKA	25	3	6	3	1	1	0	9	2	0	0	0	1	1	0	0	3	21	4	1	5	.349
Mar 04	TEXAS A&M-COMM	27	17	14	16	5	0	3	28	3	0	0	0	0	0	0	0	0	15	4	2	1	.358
Mar 05	CSUN	21	9	10	8	3	0	1	16	3	0	0	0	1	0	1	0	0	15	9	0	5	.363
*Mar 10	at Arizona State	33	9	10	6	3	0	0	13	5	0	1	0	1	0	0	0	9	21	9	0	9	.359
*Mar 11	at Arizona State	28	11	10	10	2	0	2	18	5	0	0	0	1	0	0	0	3	18	3	0	5	.359
*Mar 12	at Arizona State	29	3	10	3	0	0	1	13	7	0	0	0	1	1	0	0	1	18	3	0	14	.358
Mar 15	NEW MEXICO STA	23	10	12	10	3	0	4	27	2	0	0	1	1	0	0	0	2	15	2	0	4	.364
Mar 15	NEW MEXICO STA	19	9	8	8	2	0	1	13	4	0	0	0	2	1	0	0	4	15	6	1	5	.366
*Mar 17	UTAH	24	3	4	3	1	0	3	14	2	0	0	0	0	0	0	0	6	21	9	1	2	.359
*Mar 18	UTAH	35	10	11	8	2	0	1	16	11	0	1	0	2	0	0	1	11	27	9	1	14	.357
*Mar 19	UTAH	33	11	14	11	1	0	2	21	4	0	1	0	0	0	0	2	4	21	7	1	5	.360
Totals		759	239	273	217	46	6	38	445	118	0	17	2	22	5	4	7	137	521	176	15	180	.360

GAME-BY-GAME [PITCHING]

Date	Opponent	ip	h	r	er	bb	so	2b	3b	hr	wp	bk	hbp	dp	ibb	score	w-l	sv	era
Feb 09	LONG BEACH STA	5.0	5	1	1	1	3	1	0	0	2	0	0	0	0	9-1	1-0	0	1.40
Feb 10	KANSAS	5.0	2	2	2	1	2	0	0	1	0	0	1	0	0	15-2	2-0	0	2.10
Feb 10	LONG BEACH STA	5.0	3	1	1	0	5	0	0	0	0	0	1	0	0	9-1	3-0	0	1.87
Feb 11	NC STATE	5.0	2	1	1	1	8	1	0	0	0	0	1	0	0	15-1	4-0	0	1.75
Feb 12	NC STATE	5.0	3	1	1	1	7	0	0	1	0	0	0	0	0	15-1	5-0	0	1.68
Feb 16	vs Florida State	7.0	9	6	2	4	3	2	0	0	0	0	0	1	0	4-6	5-1	0	1.75
Feb 17	vs Texas A&M	6.0	3	2	2	1	2	0	0	0	0	0	1	0	0	1-2	5-2	0	1.84
Feb 17	vs Mississippi State	7.0	8	6	5	4	4	2	0	3	0	0	0	2	0	3-6	5-3	0	2.33
Feb 18	vs Virginia Tech	7.0	3	2	1	1	6	0	0	1	0	0	0	0	0	6-2	6-3	0	2.15
Feb 19	vs Indiana	5.0	4	1	1	3	1	1	0	0	0	0	0	0	0	10-1	7-3	0	2.09
Feb 23	at Arkansas	6.2	6	3	2	3	5	0	0	0	1	0	1	0	0	2-3	7-4	0	2.09
Feb 23	at Arkansas	7.0	5	2	1	3	4	0	1	0	0	0	0	0	0	5-2	8-4	1	1.98
Feb 24	vs Drake	7.0	7	3	3	2	6	1	0	2	0	0	0	1	0	9-3	9-4	1	2.07
Feb 24	at Arkansas	6.0	5	2	2	1	3	0	0	1	0	0	0	0	0	1-2	9-5	1	2.09
Feb 25	vs Drake	5.0	3	1	1	1	2	0	0	0	1	0	0	0	0	9-1	10-5	1	2.05
Mar 01	CSU BAKERSFIEL	5.0	2	1	1	0	5	0	0	1	0	0	0	1	0	9-1	11-5	1	2.02
Mar 03	WEBER STATE	6.0	4	0	0	1	8	1	0	0	0	0	0	1	0	8-0	12-5	1	1.90
Mar 03	TEXAS A&M-COMM	5.0	1	0	0	0	5	0	0	0	0	0	0	0	0	14-0	13-5	1	1.81
Mar 04	NEBRASKA	7.0	16	10	10	0	6	3	0	4	1	0	0	0	0	3-10	13-6	1	2.32
Mar 04	TEXAS A&M-COMM	5.0	6	8	7	2	6	1	0	3	0	0	0	0	0	17-8	14-6	1	2.64
Mar 05	CSUN	5.0	3	0	0	0	6	0	0	0	0	0	0	1	0	9-0	15-6	1	2.53
*Mar 10	at Arizona State	7.0	4	0	0	1	6	0	0	0	0	0	1	0	0	9-0	16-6	1	2.39
*Mar 11	at Arizona State	6.0	2	0	0	3	4	0	0	0	0	0	2	1	0	11-0	17-6	1	2.29
*Mar 12	at Arizona State	6.0	7	4	4	2	8	1	0	2	0	0	1	0	0	3-4	17-7	1	2.39
Mar 15	NEW MEXICO STA	5.0	2	0	0	0	7	0	0	0	0	0	0	0	0	10-0	18-7	1	2.31
Mar 15	NEW MEXICO STA	5.0	2	1	0	2	3	0	0	0	0	0	0	0	0	9-1	19-7	1	2.23
*Mar 17	UTAH	7.0	15	8	6	0	4	1	0	4	1	0	2	1	0	3-8	19-8	1	2.40
*Mar 18	UTAH	9.0	13	9	6	1	3	2	0	2	0	0	1	0	1	10-9	20-8	1	2.52
*Mar 19	UTAH	7.0	12	13	12	6	2	4	0	1	2	0	2	0	1	11-13	20-9	1	2.90
Totals		173.2	157	88	72	45	134	21	1	26	8	0	14	9	2	239-88	20-9	1	2.90

TEAM GAME HIGHS

Batting

At bats:	35	-	vs Utah (Mar 18, 2023)
Runs scored:	17	-	vs Texas A&M-Commerce (Mar 04, 2023)
Hits:	17	-	vs NC State (Feb 11, 2023)
RBIs:	16	-	vs Texas A&M-Commerce (Mar 04, 2023)
Doubles:	5	-	vs Texas A&M-Commerce (Mar 04, 2023)
Triples:	2	-	vs Texas A&M (Feb 17, 2023 at Clearwater, Fla.)
	2	-	vs Mississippi State (Feb 17, 2023 at Clearwater, Fla.)
Home runs:	4	-	vs New Mexico State (Mar 15, 2023)
Total bases:	28	-	vs Texas A&M-Commerce (Mar 04, 2023)
Walks:	11	-	vs Utah (Mar 18, 2023)
Strikeouts:	17	-	vs Virginia Tech (Feb 18, 2023 at Clearwater, Fla.)
Sac hits:	1	-	(5 times)
Sac flies:	1	-	(4 times)
Stolen bases:	3	-	vs Kansas (Feb 10, 2023)
Hit by pitch:	3	-	vs Kansas (Feb 10, 2023)
	3	-	vs CSU Bakersfield (Mar 01, 2023)
Caught stealing:	1	-	vs Drake (Feb 25, 2023 at Fayetteville, Ark.)
	1	-	vs New Mexico State (Mar 15, 2023)
Runners LOB:	14	-	at Arizona State (Mar 12, 2023)
	14	-	vs Utah (Mar 18, 2023)
Hit into DP:	2	-	vs Weber State (Mar 03, 2023)
	2	-	vs Utah (Mar 19, 2023)

Fielding

Putouts:	27	-	vs Utah (Mar 18, 2023)
Assists:	11	-	at Arkansas (Feb 24, 2023)
Errors:	3	-	vs Florida State (Feb 16, 2023 at Clearwater, Fla.)
	3	-	vs Mississippi State (Feb 17, 2023 at Clearwater, Fla.)
Passed balls:	1	-	at Arkansas (Feb 23, 2023)
	1	-	vs Texas A&M-Commerce (Mar 04, 2023)
DPs turned:	2	-	vs Mississippi State (Feb 17, 2023 at Clearwater, Fla.)

Pitching

Innings pitched:	9.0	-	vs Utah (Mar 18, 2023)
Runs allowed:	13	-	vs Utah (Mar 19, 2023)
Earned runs:	12	-	vs Utah (Mar 19, 2023)
Walks allowed:	6	-	vs Utah (Mar 19, 2023)
Strikeouts:	8	-	vs NC State (Feb 11, 2023)
	8	-	vs Weber State (Mar 03, 2023)
	8	-	at Arizona State (Mar 12, 2023)
Hits allowed:	16	-	vs Nebraska (Mar 04, 2023)
Doubles allowed:	4	-	vs Utah (Mar 19, 2023)
Triples allowed:	1	-	at Arkansas (Feb 23, 2023)
Homers allowed:	4	-	vs Nebraska (Mar 04, 2023)
	4	-	vs Utah (Mar 17, 2023)
Wild pitches:	2	-	vs Long Beach State (Feb 09, 2023)
	2	-	vs Utah (Mar 19, 2023)
Hit batters:	2	-	at Arizona State (Mar 11, 2023)

INDIVIDUAL GAME HIGHS

Batting

At bats:	35	-	vs Utah (Mar 18, 2023)
Runs scored:	17	-	vs Texas A&M-Commerce (Mar 04, 2023)
Hits:	17	-	vs NC State (Feb 11, 2023)
RBIs:	16	-	vs Texas A&M-Commerce (Mar 04, 2023)
Doubles:	5	-	vs Texas A&M-Commerce (Mar 04, 2023)
Triples:	2	-	vs Texas A&M (Feb 17, 2023 at Clearwater, Fla.)
	2	-	vs Mississippi State (Feb 17, 2023 at Clearwater, Fla.)
Home runs:	4	-	vs New Mexico State (Mar 15, 2023)
Total bases:	28	-	vs Texas A&M-Commerce (Mar 04, 2023)
Walks:	11	-	vs Utah (Mar 18, 2023)
Strikeouts:	17	-	vs Virginia Tech (Feb 18, 2023 at Clearwater, Fla.)
Sac hits:	1	-	(5 times)
Sac flies:	1	-	(4 times)
Stolen bases:	3	-	vs Kansas (Feb 10, 2023)
Hit by pitch:	3	-	vs Kansas (Feb 10, 2023)
	3	-	vs CSU Bakersfield (Mar 01, 2023)
Caught stealing:	1	-	vs Drake (Feb 25, 2023 at Fayetteville, Ark.)
	1	-	vs New Mexico State (Mar 15, 2023)
Runners LOB:	14	-	at Arizona State (Mar 12, 2023)
	14	-	vs Utah (Mar 18, 2023)
Hit into DP:	2	-	vs Weber State (Mar 03, 2023)
	2	-	vs Utah (Mar 19, 2023)

Fielding

Putouts:	27	-	vs Utah (Mar 18, 2023)
Assists:	11	-	at Arkansas (Feb 24, 2023)
Errors:	3	-	vs Florida State (Feb 16, 2023 at Clearwater, Fla.)
	3	-	vs Mississippi State (Feb 17, 2023 at Clearwater, Fla.)
Passed balls:	1	-	at Arkansas (Feb 23, 2023)
	1	-	vs Texas A&M-Commerce (Mar 04, 2023)
DPs turned:	2	-	vs Mississippi State (Feb 17, 2023 at Clearwater, Fla.)

Pitching

Innings pitched:	9.0	-	vs Utah (Mar 18, 2023)
Runs allowed:	13	-	vs Utah (Mar 19, 2023)
Earned runs:	12	-	vs Utah (Mar 19, 2023)
Walks allowed:	6	-	vs Utah (Mar 19, 2023)
Strikeouts:	8	-	vs NC State (Feb 11, 2023)
	8	-	vs Weber State (Mar 03, 2023)
	8	-	at Arizona State (Mar 12, 2023)
Hits allowed:	16	-	vs Nebraska (Mar 04, 2023)
Doubles allowed:	4	-	vs Utah (Mar 19, 2023)
Triples allowed:	1	-	at Arkansas (Feb 23, 2023)
Homers allowed:	4	-	vs Nebraska (Mar 04, 2023)
	4	-	vs Utah (Mar 17, 2023)
Wild pitches:	2	-	vs Long Beach State (Feb 09, 2023)
	2	-	vs Utah (Mar 19, 2023)
Hit batters:	2	-	at Arizona State (Mar 11, 2023)

STATISTICAL SUMMARY

Score by innings	**1**	**2**	**3**	**4**	**5**	**6**	**7**	**8**	**9**	**Total**
Arizona	63	46	40	47	12	9	16	2	4	239
Opponents	6	13	19	14	18	3	10	2	3	88

Record when ...

Overall	20-9	After 4 leading	20-1
Conference	3-3	..... trailing	0-7
Non-Conference	17-6	..... tied	0-1
Home games	13-3	After 5 leading	6-1
Away games	3-3	..... trailing	1-7
Neutral site	4-3	..... tied	0-1
Day games	14-7	After 6 leading	4-0
Night games	6-2	..... trailing	1-8
vs Left starter	4-4	..... tied	0-1
vs Right starter	16-5		
1-Run games	1-4	Hit 0 home runs	4-3
2-Run games	0-2	... 1 home run	7-4
5+Run games	17-2	... 2+ home runs	9-2
Extra innings	1-0		
Shutouts	6-0	Opponent 0 home runs	13-3
		..... 1 home run	4-2
Scoring 0-2 runs	0-3	..... 2+ HRs	3-4
..... 3-5 runs	1-5		
..... 6-9 runs	10-0	Made 0 errors	15-4
..... 10+ runs	9-1	.... 1 error	4-3
		.... 2+ errors	1-2
Opponent 0-2 runs	17-2		
..... 3-5 runs	1-2	Opp. made 0 errors	5-3
..... 6-9 runs	2-3	..... 1 error	6-5
..... 10+ runs	0-2	..... 2+ errors	9-1
Scored in 1st inning	15-2	Out-hit opponent	17-3
Opp. scored in 1st	3-2	Out-hit by opponent	2-5
Scores first	17-2	Hits are tied	1-1
Opp. scores first	3-7		

Record when team scores:

Runs	0	1	2	3	4	5	6	7	8	9	10+
W-L	0-0	0-2	0-1	0-4	0-1	1-0	1-0	0-0	1-0	8-0	9-1

Record when opponent scores:

Runs	0	1	2	3	4	5	6	7	8	9	10+
W-L	6-0	8-0	3-2	1-1	0-1	0-0	0-2	0-0	1-1	1-0	0-2

Record when leading after:

Inn.	1	2	3	4	5	6
W-L	15-2	17-3	18-1	20-1	6-1	4-0

Record when trailing after:

Inn.	1	2	3	4	5	6
W-L	0-1	0-4	1-5	0-7	1-7	1-8

Record when tied after:

Inn.	1	2	3	4	5	6
W-L	5-6	3-2	1-3	0-1	0-1	0-1

Current losing streak: 1
Longest winning streak: 5
Longest losing streak: 3

Home attendance : 30329 (12 dates avg = 2527)
Away attendance : 20223 (13 dates avg = 1555)
Total attendance: 50552 (25 dates avg = 2022)

MISCELLANEOUS STATISTICS

Multiple Hit Games	**2**	**3**	**4**	**5+**	**Total**
21 Perezchica, Jasmine	7	4	-	-	11
26 DiNardo, Olivia	6	3	1	-	10
20 Scupin, Carlie	9	-	-	-	9
30 Biringer, Blaise	9	-	-	-	9
9 Skaggs, Allie	6	2	-	-	8
4 Kennedy, Dakota	6	-	-	-	6
15 Pacho, Izzy	4	2	-	-	6
22 Dimler, Paige	4	1	-	-	5
34 Netz, Devyn	5	-	-	-	5
2 Biehl, Tayler	3	-	-	-	3
24 Altmeyer, Kaiah	2	-	-	-	2
TEAM	61	12	1	0	74

Multiple RBI Games	**2**	**3**	**4**	**5+**	**Total**
9 Skaggs, Allie	1	5	3	1	10
34 Netz, Devyn	4	5	-	-	9
20 Scupin, Carlie	3	2	1	1	7
30 Biringer, Blaise	3	2	1	-	6
15 Pacho, Izzy	-	3	-	1	4
26 DiNardo, Olivia	3	1	-	-	4
22 Dimler, Paige	2	1	-	-	3
21 Perezchica, Jasmine	3	-	-	-	3
0 Carroll, Sophia	-	1	1	-	2
2 Biehl, Tayler	2	-	-	-	2
4 Kennedy, Dakota	-	-	1	-	1
TEAM	21	20	7	3	51

Hitting Streaks	**Longest**	**Current**
30 Biringer, Blaise	11	1
26 DiNardo, Olivia	9	2
4 Kennedy, Dakota	9	9
9 Skaggs, Allie	8	1
24 Altmeyer, Kaiah	7	-
22 Dimler, Paige	6	-
20 Scupin, Carlie	6	-
2 Biehl, Tayler	6	1
21 Perezchica, Jasmine	5	2
15 Pacho, Izzy	5	2
34 Netz, Devyn	5	4
0 Carroll, Sophia	3	2
6 Ashner, Ali	1	-

Reached Base Streaks	**Longest**	**Current**
20 Scupin, Carlie	14	14
0 Carroll, Sophia	12	12
26 DiNardo, Olivia	12	2
34 Netz, Devyn	12	12
30 Biringer, Blaise	11	2
9 Skaggs, Allie	10	10
15 Pacho, Izzy	10	2
4 Kennedy, Dakota	9	9
21 Perezchica, Jasmine	8	8
2 Biehl, Tayler	8	2
24 Altmeyer, Kaiah	7	-
22 Dimler, Paige	7	1
6 Ashner, Ali	2	-
23 Cole, Logan	1	-

GAME 1 [2/9] » #12 ARIZONA 9, LBSU 1 [5 INN.]

Long Beach State 1 (1-1)

Player	ab	r	h	rbi	bb	so	po	a	lob
Olson, Sara lf	2	0	1	0	1	0	4	0	0
Bickar, Jacquelyn 2b	2	0	0	0	0	1	0	0	0
Salazar, Emily 2b	1	0	0	0	0	0	0	0	0
Sweet, Corissa dh	3	0	0	0	0	0	0	0	2
Theis, Teah c	2	0	0	0	0	1	2	0	0
Magadan, Savannah c	0	0	0	0	0	0	1	0	0
Lawhorn, Sinclair 1b	2	0	1	0	0	0	2	0	0
Medellin, Makayla rf	2	1	1	0	0	0	0	0	0
Cecil, Cam rf	0	0	0	0	0	0	0	0	0
Robbins, Carly 3b	2	0	2	1	0	0	1	0	0
Perez, Selena ss	2	0	0	0	0	1	1	0	3
Martinez, Lilyanna cf	1	0	0	0	0	0	1	0	0
Ceballos, Mikayla ph	1	0	0	0	0	0	0	0	0
Fernandez, Sophia p	0	0	0	0	0	0	0	0	0
Fowler, Samantha p	0	0	0	0	0	0	0	1	0
Kostrencich, Addison p	0	0	0	0	0	0	0	0	0
Totals	20	1	5	1	1	3	12	1	5

Score by Innings	1	2	3	4	5	R	H	E
Long Beach State	0	1	0	0	0	**1**	**5**	**1**
Arizona	5	1	1	2	X	**9**	**13**	**0**

E - Perez. LOB - LBSU 5; ARIZ 6. 2B - Medellin. HR - Pacho; Scupin; Netz. SB - Olson; Altmeyer.

Long Beach State	ip	h	r	er	bb	so	ab	bf	np
Fernandez, Sophia	1.0	5	5	5	1	0	8	9	31
Fowler, Samantha	2.1	7	4	3	0	3	15	15	44
Kostrencich, Addison	0.2	1	0	0	0	0	3	3	8

Arizona 9 (1-0)

Player	ab	r	h	rbi	bb	so	po	a	lob
Perezchica, Jasmine cf	3	2	3	0	0	0	0	0	0
Biringer, Blaise 3b	3	1	1	0	0	0	0	1	2
Skaggs, Allie 2b	2	1	0	0	1	1	1	1	1
Pacho, Izzy c	3	1	3	5	0	0	2	0	0
Cole, Logan pr	0	1	0	0	0	0	0	0	0
Scupin, Carlie 1b	3	1	1	2	0	1	10	0	1
Netz, Devyn p/dh	3	1	2	1	0	0	0	2	0
Altmeyer, Kaiah pr	0	1	0	0	0	0	0	0	0
Dimler, Paige rf	3	0	2	0	0	1	0	0	0
DiNardo, Olivia dh	3	0	1	1	0	0	0	0	0
Carroll, Sophia ss	0	0	0	0	0	0	0	0	1
Kennedy, Dakota lf	3	0	0	0	0	0	1	0	3
Biehl, Tayler ss/pr	0	0	0	0	0	0	1	2	0
Hardy, Brianna p	0	0	0	0	0	0	0	1	0
Totals	26	9	13	9	1	3	15	8	6

Arizona	ip	h	r	er	bb	so	ab	bf	np
Netz, Devyn	4.0	4	1	1	1	3	16	17	56
Hardy, Brianna	1.0	1	0	0	0	0	4	4	9

Win - Netz (1-0). Loss - Fernandez (0-1). Save - None.
WP - Fowler 2; Netz; Hardy. Pitches/strikes: Fernandez 31/19; Fowler 44/31; Kostrencich 8/5; Netz 56/34; Hardy 9/6.

Umpires - HP: Mike Bartling 1B: Jason Bluemel 3B: Brett Higgins
Start: 6:00 PM Time: 1:27 Attendance: 2209
Weather: 65 degrees, clear

GAME 2 [2/10] » #12 ARIZONA 15, KANSAS 2 [5 INN.]

Kansas 2 (1-2)

Player	ab	r	h	rbi	bb	so	po	a	lob	avg
Espy, Shayna cf	3	1	1	2	0	0	1	0	0	.188
Limbaugh, Presley lf	2	0	0	0	0	1	0	0	0	.000
DesRochers, Savanna dh	1	0	0	0	0	0	0	0	0	.500
Anderson, Ashlyn 3b	2	0	0	0	0	0	1	1	0	.267
Moore, Lyric c	2	0	0	0	0	0	2	0	0	.211
Bruno, Olivia 1b	1	0	0	0	1	0	6	0	0	.333
Linduff, Aynslee rf	2	0	1	0	0	0	1	0	2	.500
Roszak, Sara 2b	2	0	0	0	0	1	1	2	0	.000
Harper, Haleigh ss	2	1	0	0	0	0	0	4	0	.000
Brooks, Katie p	0	0	0	0	0	0	0	0	0	-
Hamilton, Kasey p	0	0	0	0	0	0	0	0	0	-
Ludwig, Lizzy p	0	0	0	0	0	0	0	1	0	-
Totals	17	2	2	2	1	2	12	8	2	

Score by Innings	1	2	3	4	5	R	H	E
Kansas	0	0	2	0	0	**2**	**2**	**2**
Arizona	1	5	7	2	X	**15**	**11**	**0**

E - Espy, S(1); Harper, H(1). LOB - KAN 2; ARIZ 7. 2B - Skaggs(1). HR - Espy, S(1). HBP - DesRochers; Pacho 2;
Netz. SB - Perezchica(1); Biehl 2(2).

Kansas	ip	h	r	er	bb	so	ab	bf	np	era
Brooks, Katie	1.1	3	6	6	3	0	8	12	55	17.35
Hamilton, Kasey	0.2	6	7	6	2	1	8	12	50	35.54
Ludwig, Lizzy	2.0	2	2	2	2	0	8	10	37	3.32

Arizona 15 (2-0)

Player	ab	r	h	rbi	bb	so	po	a	lob	avg
Perezchica, Jasmine cf	3	2	1	0	0	0	3	0	0	.500
Ashner, Ali ph	0	0	0	0	0	1	0	0	0	-
Biringer, Blaise 3b	1	3	1	1	2	0	1	2	0	.667
Carroll, Sophia ph	1	1	1	0	0	0	0	0	0	1000
Skaggs, Allie 2b	3	2	3	4	0	0	2	0	0	.818
Cole, Logan 2b	1	1	0	0	0	0	0	1	0	.000
Pacho, Izzy c	0	0	0	0	1	0	2	0	0	1000
Silva, Aissa pr	0	1	0	0	0	0	0	0	0	-
DiNardo, Olivia c	0	0	0	0	1	0	0	0	0	.333
Scupin, Carlie 1b	3	1	1	4	1	0	2	0	0	.333
Netz, Devyn dh	3	0	2	3	0	0	0	0	2	.667
Dimler, Paige rf	3	1	1	0	0	1	1	0	0	.417
Altmeyer, Kaiah rf	1	0	0	0	0	0	1	0	2	.000
Kennedy, Dakota lf	2	0	0	1	1	0	3	0	3	.000
Biehl, Tayler ss	3	2	1	1	0	0	0	0	0	.333
Blanchard, Ali p	0	1	0	0	0	0	0	0	0	-
Somerndike, Sydney p	0	0	0	0	0	0	0	0	0	-
Totals	24	15	11	14	7	1	15	3	7	

Arizona	ip	h	r	er	bb	so	ab	bf	np	era
Blanchard, Ali	3.0	2	2	2	0	2	11	11	51	4.67
Somerndike, Sydney	2.0	0	0	0	1	0	6	8	26	0.00

Win - Blanchard (1-0). Loss - Brooks, K. (0-1). Save - None.
HBP - by Brooks, K. (Pacho); by Hamilton, K. (Pacho); by Hamilton, K. (Netz); by Somerndike (DesRochers).
Pitches/strikes: Brooks, K. 55/25; Hamilton, K. 50/28; Ludwig, L. 37/20; Blanchard 51/35; Somerndike 26/15.

Umpires - HP: Tracy Laycock 1B: Brad Petersen 3B: Brett Higgins
Start: 4:00 PM Time: 2:10 Attendance:
Weather: 72 degrees, sunny

GAME 3 [2/10] » #12 ARIZONA 9, LBSU 1 [5 INN.]

Long Beach State 1 (2-2)

Player	ab	r	h	rbi	bb	so	po	a	lob	avg
Olson, Sara lf	3	0	0	0	0	1	2	0	0	.316
Robbins, Carly 3b	1	1	0	0	0	0	0	2	0	.385
Sweet, Corissa dh	2	0	2	0	0	0	0	0	0	.688
Medellin, Makayla rf	2	0	0	0	0	2	0	0	1	.222
Salazar, Emily 2b	2	0	1	0	0	1	1	0	0	.400
Camou, Cassie 1b	1	0	0	1	0	0	3	1	0	.000
Magadan, Savannah c	2	0	0	0	0	0	5	0	2	.000
Perez, Selena ss	1	0	0	0	0	0	0	0	0	.200
Ceballos, Mikayla ph	1	0	0	0	0	1	0	0	0	.000
Martinez, Lilyanna cf	2	0	0	0	0	0	1	0	0	.000
Quinlan, Mo p	0	0	0	0	0	0	0	0	0	-
Gonzales, Eryka p	0	0	0	0	0	0	2	0	0	-
Totals	17	1	3	1	0	5	12	5	3	

Score by Innings	1	2	3	4	5	R	H	E
Long Beach State	0	0	0	1	0	**1**	**3**	**0**
Arizona	2	5	0	0	2	**9**	**10**	**0**

LOB - LBSU 3; ARIZ 5. 2B - Dimler(1). HBP - Robbins; Pacho; DiNardo. SF - Camou(1); Netz(1). SB -
Perezchica(3).

Long Beach State	ip	h	r	er	bb	so	ab	bf	np	era
Quinlan, Mo	1.1	3	7	7	4	2	7	13	58	36.75
Gonzales, Eryka	2.2	7	2	2	1	1	14	16	62	3.82

Arizona 9 (3-0)

Player	ab	r	h	rbi	bb	so	po	a	lob	avg
Perezchica, Jasmine cf	3	1	2	0	1	0	2	0	0	.600
Biringer, Blaise 3b	3	2	2	2	1	0	1	1	0	.636
Skaggs, Allie 2b	2	2	1	0	1	0	0	0	0	.667
Pacho, Izzy c	2	1	0	0	0	2	6	0	0	.429
Scupin, Carlie 1b	3	0	1	2	0	0	5	0	0	.333
Netz, Devyn p	1	0	0	1	1	0	0	0	1	.545
Cole, Logan ss	0	0	0	0	0	0	0	1	0	.000
Dimler, Paige rf	2	1	1	0	1	1	1	0	2	.462
DiNardo, Olivia dh	2	1	1	0	0	0	0	0	2	.429
Kennedy, Dakota pr	0	1	0	0	0	0	0	0	0	.000
Altmeyer, Kaiah lf	3	0	2	1	0	0	0	0	0	.500
Carroll, Sophia ss	0	0	0	0	0	0	0	2	0	1000
Silva, Aissa p	0	0	0	0	0	0	0	0	0	-
Totals	21	9	10	6	5	3	15	4	5	

Arizona	ip	h	r	er	bb	so	ab	bf	np	era
Netz, Devyn	4.0	3	1	1	0	4	14	16	55	1.75
Silva, Aissa	1.0	0	0	0	0	1	3	3	7	0.00

Win - Netz (2-0). Loss - Quinlan (0-1). Save - None.
WP - Quinlan 3; Gonzales, E.(1). HBP - by Quinlan (DiNardo); by Quinlan (Pacho); by Netz (Robbins).
Pitches/strikes: Quinlan 58/28; Gonzales, E. 62/40; Netz 55/41; Silva 7/5.

Umpires - HP: Jason Bluemel 1B: John Baca 3B: Tracy Laycock
Start: 6:35 PM Time: 2:35 Attendance: 2442
Weather: 66 degrees, clear

GAME 4 [2/11] » #12 ARIZONA 15, NC STATE 1 [5 INN.]

NC State 1 (0-4)

Player	ab	r	h	rbi	bb	so	po	a	lob
Rebecca Murray cf	3	0	0	0	0	1	2	0	3
Kaylee Lambrecht 2b	1	0	0	0	0	0	1	0	0
Gracie Roberts ph/lf	1	0	0	0	0	1	2	0	0
MaKayla Marbury rf/ph	2	0	0	0	0	2	0	1	0
Madison Inscoe 1b	2	0	0	0	0	2	5	0	0
Taylor Ensley ss	1	0	0	0	0	0	0	1	0
Nadia Sykes ss/2b	0	1	0	0	0	0	0	1	0
Amanda Hasler c	2	0	0	0	0	1	0	1	0
Hannah Goodwin 3b	2	0	1	0	0	0	2	1	0
Gabi Wilson pr	0	0	0	0	0	0	0	0	0
Ellie Goins dh	2	0	0	0	0	1	0	0	0
Bailey Edwards lf/rf	1	0	1	1	1	0	0	0	0
Rylee Wyman p	0	0	0	0	0	0	0	0	0
Wynne Gore p	0	0	0	0	0	0	0	0	0
Totals	17	1	2	1	1	8	12	5	3

Arizona 15 (4-0)

Player	ab	r	h	rbi	bb	so	po	a	lob
Perezchica, Jasmine cf	1	2	1	1	1	0	0	0	0
Altmeyer, Kaiah ph/cf	2	0	1	1	0	0	1	0	0
Biringer, Blaise 3b	4	0	2	4	0	0	0	2	0
Skaggs, Allie 2b/dh	3	0	1	3	0	0	0	0	1
Pacho, Izzy c	2	0	0	0	0	1	4	0	0
Biehl, Tayler ss	2	1	2	0	0	0	0	0	0
Scupin, Carlie 1b	4	2	2	1	0	0	5	0	4
Netz, Devyn p	2	1	1	0	0	0	0	0	0
Cole, Logan pr/2b	1	1	0	0	0	0	0	0	0
DiNardo, Olivia dh/c	3	3	3	1	0	0	5	0	0
Dimler, Paige rf	2	1	1	1	0	0	0	0	0
Ashner, Ali ph/rf	1	1	1	1	0	0	0	0	0
Kennedy, Dakota lf	3	3	2	1	0	0	0	0	0
Carroll, Sophia ss	0	0	0	0	0	0	0	2	0
Hardy, Brianna p	0	0	0	0	0	0	0	0	0
Totals	30	15	17	14	1	1	15	4	5

Score by Innings	1	2	3	4	5	R	H	E
NC State	0	0	0	0	1	**1**	**2**	**4**
Arizona	1	6	3	5	X	**15**	**17**	**0**

E - K. Lambrecht(7); M. Inscoe(2); A. Hasler(2); H. Goodwin(4). LOB - NCSU 3; ARIZ 5. 2B - B. Edwards(2);
Biringer(2); Skaggs(4); Scupin(2). HBP - N. Sykes. SF - Skaggs(2). SB - Perezchica(5); Kennedy(2).

NC State	ip	h	r	er	bb	so	ab	bf	np
Rylee Wyman	2.2	9	10	8	1	1	19	20	58
Wynne Gore	1.1	8	5	5	0	0	11	12	33

Arizona	ip	h	r	er	bb	so	ab	bf	np
Netz, Devyn	3.0	0	0	0	1	3	9	10	33
Hardy, Brianna	2.0	2	1	1	0	5	8	9	32

Win - Netz (3-0). Loss - R. Wyman (0-3). Save - None.
WP - R. Wyman(4). HBP - by Hardy (N. Sykes). Pitches/strikes: R. Wyman 58/40; W. Gore 33/24; Netz 33/23; Hardy
32/23.

Umpires - HP: John Baca 1B: Jason Bluemel 3B: Brad Petersen
Start: 3:05 PM Time: 1:40 Attendance: 2412
Weather: 76 degrees, partly cloudy

GAME 5 [2/12] » #12 ARIZONA 15, NC STATE 1 [5 INN.]

NC State 1 (0-5)

Player	ab	r	h	rbi	bb	so	po	a	lob	avg
Rebecca Murray cf	3	0	0	0	0	1	4	0	0	.263
Kaylee Lambrecht 2b	2	0	0	0	0	0	1	1	0	.077
MaKayla Marbury ss	2	1	1	1	0	1	0	2	1	.385
Madison Inscoe 1b	2	0	1	0	0	0	5	0	0	.214
Hannah Goodwin 3b	2	0	1	0	0	1	0	0	1	.267
Taylor Ensley dh	2	0	0	0	0	1	0	0	0	.154
Amanda Hasler c	2	0	0	0	0	1	2	0	1	.083
Ellie Goins rf	2	0	0	0	0	1	0	0	0	.000
Bailey Edwards lf	1	0	0	0	1	1	0	0	0	.333
Rylee Wyman p	0	0	0	0	0	0	0	0	0	-
Wynne Gore p	0	0	0	0	0	0	0	0	0	-
Aisha Weixlmann p	0	0	0	0	0	0	0	1	0	-
Totals	18	1	3	1	1	7	12	4	3	

Arizona 15 (5-0)

Player	ab	r	h	rbi	bb	so	po	a	lob	avg
Perezchica, Jasmine cf	2	4	2	0	2	0	3	0	0	.786
Biringer, Blaise 3b	4	1	2	3	0	0	0	0	0	.526
Skaggs, Allie 2b	3	2	2	2	0	0	0	1	0	.562
Cole, Logan ph	1	0	0	0	0	0	0	0	0	.000
Pacho, Izzy c	4	1	3	3	0	0	6	0	0	.600
Scupin, Carlie 1b	3	1	2	5	0	0	2	0	1	.474
Netz, Devyn dh	1	0	0	0	1	1	0	0	0	.455
Biehl, Tayler pr	2	1	1	0	0	0	0	1	0	.556
Dimler, Paige rf	2	0	1	0	0	1	0	0	2	.500
Altmeyer, Kaiah ph	1	1	1	1	0	0	0	0	0	.625
Carroll, Sophia ss	1	1	0	0	1	0	1	0	3	.333
DiNardo, Olivia ph	0	1	0	0	1	0	2	0	0	.625
Kennedy, Dakota lf	2	2	1	1	1	0	1	0	0	.333
Silva, Aissa p	0	0	0	0	0	0	0	0	0	-
Blanchard, Ali p	0	0	0	0	0	0	0	0	0	-
Totals	26	15	15	15	6	2	15	2	6	

Score by Innings	1	2	3	4	5	R	H	E
NC State	1	0	0	0	0	**1**	**3**	**0**
Arizona	2	3	3	7	X	**15**	**15**	**0**

LOB - NCSU 3; ARIZ 6. 2B - Biringer(2); Skaggs(3); Altmeyer(1). HR - M. Marbury(1); Scupin(2). SF - Scupin(1).
SB - Kennedy(2).

NC State	ip	h	r	er	bb	so	ab	bf	np	era
Rylee Wyman	1.2	7	5	5	3	1	11	15	61	19.44
Wynne Gore	1.1	3	3	3	1	1	7	8	37	12.12
Aisha Weixlmann	1.0	5	7	7	2	0	8	10	34	16.80

Arizona	ip	h	r	er	bb	so	ab	bf	np	era
Silva, Aissa	2.0	2	1	1	0	2	8	8	35	2.80
Blanchard, Ali	3.0	1	0	0	1	5	10	11	43	1.56

Win - Blanchard (2-0). Loss - R. Wyman (0-3). Save - None.
WP - A. Weixlmann 2(5). Pitches/strikes: R. Wyman 61/36; W. Gore 37/23; A. Weixlmann 34/16; Silva 35/22; Blanchard
43/29.

Umpires - HP: Brad Petersen 1B: Tracy Laycock 3B: Mike Bartling
Start: 12:00 PM Time: 1:51 Attendance: 2184
Weather: 71 degrees, sunny

GAME 6 [2/16] » #6 FLORIDA STATE 6, #10 ARIZONA 4

Florida State 6 (7-1)

Player	ab	r	h	rbi	bb	so	po	a	lob
Kaley Mudge lf/rf	3	1	1	2	1	0	4	0	0
Mack Leonard 1b/ph	4	0	2	0	0	0	4	0	1
Avery Weisbrook pr/3b	0	0	0	0	0	0	0	0	0
Kalei Harding cf/rf	3	1	2	0	1	0	0	0	0
Michaela Edenfield c	3	0	0	0	1	0	6	0	2
Kaia LoPreste c	0	0	0	0	0	0	3	0	0
Devyn Flaherty 2b	4	1	1	1	0	2	2	0	2
Katie Dack dh/ph	3	0	1	1	0	1	0	0	0
Autumn Belviy pr/cf	1	0	0	0	0	0	0	0	0
Jahni Kerr ph/cf	0	0	0	0	0	0	0	0	0
Hallie Wacaser rf/dh	3	1	1	0	1	0	0	0	0
Josie Muffley ss	3	1	1	0	0	0	0	0	1
Krystina Hartley 3b	1	1	0	0	0	0	0	2	0
Bethaney Keen ph/1b	2	0	0	0	0	0	2	0	1
Allison Royalty p	0	0	0	0	0	0	0	0	0
Kathryn Sandercock p/rf	0	0	0	0	0	0	0	1	0
Makenna Reid p	0	0	0	0	0	0	0	0	0
Totals	30	6	9	4	4	3	21	3	7

Arizona 4 (5-1)

Player	ab	r	h	rbi	bb	so	po	a	lob
Perezchica, Jasmine cf	4	0	0	0	0	1	2	0	1
Biringer, Blaise 3b	4	0	1	0	0	1	3	2	1
Skaggs, Allie 2b	3	0	1	0	1	2	1	1	0
Pacho, Izzy c	4	0	0	0	0	1	4	0	1
Scupin, Carlie 1b	3	1	1	1	0	1	9	0	0
Netz, Devyn p	0	0	0	0	1	0	0	2	0
Cole, Logan pr	0	0	0	0	0	0	0	0	0
Biehl, Tayler ss	2	1	1	0	0	0	1	0	1
DiNardo, Olivia dh	3	0	2	1	0	0	0	0	0
Altmeyer, Kaiah pr	0	1	0	0	0	0	0	0	0
Dimler, Paige rf	3	1	2	0	0	1	1	0	0
Kennedy, Dakota lf	3	0	0	0	0	2	0	0	2
Carroll, Sophia ss	0	0	0	0	0	0	0	1	0
Hardy, Brianna p	0	0	0	0	0	0	0	0	0
Silva, Aissa p	0	0	0	0	0	0	0	1	0
Totals	29	4	8	2	2	9	21	7	6

Score by Innings	1	2	3	4	5	6	7	R	H	E
Florida State	0	3	2	1	0	0	0	**6**	**9**	**1**
Arizona	0	0	0	4	0	0	0	**4**	**8**	**3**

E - Weisbrook(1); Biringer(1); Dimler 2(2). DP - ARIZ 1. LOB - FSU 7; ARIZ 6. 2B - Harding(4); Flaherty(3);
Dimler(2). 3B - Biehl(1). HR - Scupin(3). SB - Flaherty(7).

Florida State	ip	h	r	er	bb	so	ab	bf	np
Allison Royalty	1.1	1	0	0	2	0	4	6	35
Kathryn Sandercock	4.2	7	4	2	0	8	22	22	99
Makenna Reid	1.0	0	0	0	0	1	3	3	15

Arizona	ip	h	r	er	bb	so	ab	bf	np
Netz, Devyn	3.1	7	6	2	2	1	17	19	64
Hardy, Brianna	0.1	1	0	0	1	0	2	3	9
Silva, Aissa	3.1	1	0	0	1	2	11	12	36

Win - Sandercock (2-0). Loss - Netz (3-1). Save - Reid (1).
WP - Sandercock 3(4). Pitches/strikes: Royalty 35/18; Sandercock 99/73; Reid 15/12; Netz 64/39; Hardy 9/5; Silva
36/27.

Umpires - HP: Ron Burkhart 1B: Don Brown 3B: Marty Abezetian
Start: 4:00 PM Time: 2:53 Attendance:
Weather: 74 degrees, sunny

GAME 7 [2/17] » TEXAS A&M 2, #10 ARIZONA 1

Arizona 1 (5-2)

Player	ab	r	h	rbi	bb	so	po	a	lob	avg
Perezchica, Jasmine cf	1	0	0	0	0	1	0	0	0	.429
Kennedy, Dakota lf	3	0	1	1	0	1	1	0	0	.211
Biringer, Blaise 3b	2	0	1	0	2	1	1	4	1	.440
Skaggs, Allie 2b	3	0	0	0	0	0	2	3	2	.409
Pacho, Izzy c	3	0	0	0	0	0	2	0	1	.273
Scupin, Carlie 1b	1	0	0	0	1	0	9	0	0	.391
Cole, Logan pr	0	0	0	0	0	0	0	0	0	.000
DiNardo, Olivia dh	3	0	0	0	0	2	0	0	0	.562
Netz, Devyn p	3	0	0	0	0	0	0	0	0	.385
Dimler, Paige rf	3	0	0	0	0	1	1	0	3	.476
Altmeyer, Kaiah lf	3	1	1	0	0	2	1	0	0	.455
Carroll, Sophia ss	0	0	0	0	0	0	1	1	0	-
Totals	25	1	3	1	3	8	18	8	7	

Texas A&M 2 (7-1)

Player	ab	r	h	rbi	bb	so	po	a	lob	avg
Wooley, Koko ss	2	0	0	1	0	0	3	1	1	.409
Cottrill, Julia c	3	1	1	0	0	1	8	0	1	.458
Cannon, Trinity 1b	3	0	1	0	0	0	3	0	0	.588
Ferguson, Star pr	0	0	0	0	0	0	0	0	0	.333
Smith, Morgan rf	3	0	0	0	0	0	4	0	0	.235
Warren, Bre lf	3	0	0	1	0	0	0	0	0	.308
Coleman, Aiyana dh	2	0	0	0	0	1	0	0	1	.300
Williams, Keely cf	0	1	0	0	1	0	1	0	0	.417
Harper, Amari 2b	0	0	0	0	0	0	2	0	0	.571
Wiggins, Rylen 3b	2	0	1	0	0	0	0	1	0	.222
Kennedy, Emiley p	0	0	0	0	0	0	0	0	0	-
Totals	18	2	3	2	1	2	21	2	3	

Score by Innings	1	2	3	4	5	6	7	R	H	E
Arizona	0	0	0	0	0	0	1	**1**	**3**	**0**
Texas A&M	0	0	0	1	1	0	X	**2**	**3**	**1**

E - WIGGINS(1). LOB - ARIZ 7; TAMU 3. 3B - Kennedy(1); Biringer(1). HBP - Scupin; WILLIAMS. SH - HARPER 2(2).
SF - WOOLEY(2).

Arizona	ip	h	r	er	bb	so	ab	bf	np	era
Netz, Devyn	6.0	3	2	2	1	2	18	23	66	2.37

Texas A&M	ip	h	r	er	bb	so	ab	bf	np	era
Kennedy, Emiley	7.0	3	1	1	3	8	25	29	113	0.42

Win - KENNEDY (2-0). Loss - Netz (3-2). Save - None.
WP - KENNEDY(1). HBP - by Netz (WILLIAMS); by KENNEDY (Scupin). Pitches/strikes: Netz 66/43; KENNEDY 113/66.

Umpires - HP: Brett Higgins 1B: Marty Abezetian 3B: Scott mair
Start: 10:00 AM Time: 11:45 AM Attendance:
Weather: 73 degrees, sunny

GAME 8 [2/17] » MISSISSIPPI STATE 6, #10 ARIZONA 3

Mississippi State 6 (5-2)

Player	ab	r	h	rbi	bb	so	po	a	lob
Macy Graf 3b	3	1	1	2	1	1	2	0	2
Brylie St. Clair cf	4	0	1	0	0	0	3	0	0
Chloe Malau'ulu lf	4	0	0	0	0	0	1	0	0
Matalasi Faapito dh	3	0	0	0	1	1	0	0	1
Kiarra Sells pr	0	0	0	0	0	0	0	0	0
Kiersten Landers rf	4	2	2	1	0	0	1	0	1
Aquana Brownlee 1b	3	0	1	0	0	0	2	0	0
Saleyna Daniel pr	0	1	0	0	0	0	0	0	0
Madisyn Kennedy ss	2	1	2	1	1	0	2	1	0
Nadia Barbary 2b	2	0	0	0	0	1	1	2	1
Paige Cook ph	0	0	0	1	0	0	0	0	0
Jackie McKenna c	2	0	1	0	1	1	9	0	0
Kat Wallace pr	0	1	0	0	0	0	0	0	0
Aspen Wesley p	0	0	0	0	0	0	0	0	0
Kenley Hawk p	0	0	0	0	0	0	0	0	0
Totals	27	6	8	5	4	4	21	3	5

Arizona 3 (5-3)

Player	ab	r	h	rbi	bb	so	po	a	lob
Biringer, Blaise 3b	3	0	2	1	1	0	1	0	0
Skaggs, Allie 2b	4	0	0	0	0	3	3	3	1
Pacho, Izzy c	3	0	0	0	0	0	4	0	4
Netz, Devyn ph	0	1	0	0	1	0	0	0	0
Scupin, Carlie 1b	3	0	0	0	1	2	5	0	0
DiNardo, Olivia dh	4	0	0	0	0	1	0	0	2
Dimler, Paige rf	4	1	3	1	0	1	3	0	0
Kennedy, Dakota lf	3	1	2	1	1	0	1	0	1
Biehl, Tayler ss	4	0	1	0	0	1	1	2	3
Altmeyer, Kaiah cf	2	0	1	0	1	0	3	0	0
Blanchard, Ali p	0	0	0	0	0	0	0	0	0
Somerndike, Sydney p	0	0	0	0	0	0	0	0	0
Silva, Aissa p	0	0	0	0	0	0	0	0	0
Totals	30	3	9	3	5	8	21	5	11

Score by Innings	1	2	3	4	5	6	7	R	H	E
Mississippi State	0	2	0	2	0	0	2	**6**	**8**	**0**
Arizona	0	1	1	0	0	0	1	**3**	**9**	**3**

E - Biringer(4); Dimler(6); Biehl(2). DP - ARIZ 2. LOB - MS 5; ARIZ 11. 2B - K. Landers(3); J. McKenna(4). 3B -
Dimler(1); Kennedy(2). HR - M. Graf(2); K. Landers(3); M. Kennedy(2). SF - P. Cook(2). SB - Kennedy(4);
Altmeyer(3).

Mississippi State	ip	h	r	er	bb	so	ab	bf	np
Aspen Wesley	4.1	6	2	2	3	7	19	22	81
Kenley Hawk	2.2	3	1	1	2	1	11	13	43

Arizona	ip	h	r	er	bb	so	ab	bf	np
Blanchard, Ali	1.1	3	2	2	1	0	6	7	32
Somerndike, Sydney	2.1	3	2	1	1	3	9	11	51
Silva, Aissa	3.1	2	2	2	2	1	12	14	52

Win - A. Wesley (1-1). Loss - Somerndike (0-1). Save - K. Hawk (1).
WP - A. Wesley(2). Pitches/strikes: A. Wesley 81/50; K. Hawk 43/25; Blanchard 32/21; Somerndike 51/34; Silva 52/31.

Umpires - HP: James Colzie 1B: Shane Jackson 3B: Bobby Demayo
Start: 3:05 PM Time: 2:39 Attendance:
Weather: 80 degree, sunny

GAME 9 [2/18] » #10 ARIZONA 6, #8 VIRGINIA TECH 2

Arizona 6 (6-3)

Player	ab	r	h	rbi	bb	so	po	a	lob
Biringer, Blaise 3b	4	1	1	3	0	1	1	1	1
Kennedy, Dakota rf/lf	4	1	1	0	0	3	2	0	0
Skaggs, Allie 2b	3	0	1	1	1	1	1	2	0
Scupin, Carlie 1b	4	0	1	0	0	3	7	1	1
Netz, Devyn p	3	0	0	0	0	2	0	1	2
DiNardo, Olivia dp	3	1	2	1	0	1	0	0	0
Blanchard, Ali pr	0	1	0	0	0	0	0	0	0
Pacho, Izzy c	2	0	0	0	1	2	6	0	0
Biehl, Tayler pr	0	1	0	0	0	0	0	0	0
Dimler, Paige lf/rf	2	0	0	0	0	2	0	0	0
Cole, Logan rf	1	0	0	0	0	1	0	0	0
Altmeyer, Kaiah cf	3	1	1	1	0	1	1	0	0
Carroll, Sophia ss	0	0	0	0	0	0	3	3	0
Totals	29	6	7	6	2	17	21	8	4

Virginia Tech 2 (6-3)

Player	ab	r	h	rbi	bb	so	po	a	lob
Emma Ritter lf	3	0	0	0	0	0	2	0	0
Cameron Fagan 2b	3	0	1	0	0	0	0	0	0
Addy Greene rf	3	0	0	0	0	2	0	0	0
Jayme Bailey 1b	3	1	1	0	0	0	1	0	0
Bre Peck cf	2	0	0	0	1	1	0	0	1
Madison Hanson dp	2	0	0	0	0	0	0	0	0
Jenna Pearson pr	0	0	0	0	0	0	0	0	0
Kelsey Brown ph	1	0	0	0	0	0	0	0	0
Kelsey Bennett 3b	3	0	0	0	0	0	0	1	1
Kylie Aldridge c	2	0	0	0	0	2	17	0	1
Morgan Overaitis ph	1	1	1	1	0	0	0	0	0
Teagan Thrunk ss	1	0	0	0	0	1	1	0	0
Meredith Slaw ph	1	0	0	0	0	0	0	0	0
Emma Lemley p	0	0	0	0	0	0	0	0	0
Totals	25	2	3	1	1	6	21	1	3

Score by Innings	1	2	3	4	5	6	7	R	H	E
Arizona	0	0	0	1	1	0	4	**6**	**7**	**1**
Virginia Tech	0	0	0	0	1	0	1	**2**	**3**	**0**

E - Carroll. LOB - Wildcats 4; Hokies 3. 2B - Kennedy(1); Skaggs(4); DiNardo(1). HR - Biringer(1); DiNardo(1);
M. Overaitis(1).

Arizona	ip	h	r	er	bb	so	ab	bf	np
Netz, Devyn	7.0	3	2	1	1	6	25	26	78

Virginia Tech	ip	h	r	er	bb	so	ab	bf	np
Emma Lemley	7.0	7	6	6	2	17	29	31	121

Win - Netz (4-2). Loss - E. Lemley (3-1). Save - None.
WP - E. Lemley(1). Pitches/strikes: Netz 78/63; E. Lemley 121/86.

Umpires - HP: Don Brown 1B: Steve Gould 3B: Heath Walker
Start: 7PM Time: 1:57 Attendance: 5632
Weather: 68 and clear

GAME 10 [2/19] » #10 ARIZONA 10, INDIANA 1 [5 INN.]

Arizona 10 (7-3)

Player	ab	r	h	rbi	bb	so	po	a	lob	avg
Biringer, Blaise 3b	3	1	1	2	0	0	0	1	0	.441
Carroll, Sophia ss	1	0	0	0	0	0	0	3	0	.250
Kennedy, Dakota lf	3	0	0	1	0	0	0	0	3	.241
Skaggs, Allie 2b	4	0	1	1	0	2	2	1	0	.324
Scupin, Carlie 1b	4	1	2	2	0	0	3	0	0	.371
DiNardo, Olivia dh	4	1	1	0	0	0	0	1	4	.379
Dimler, Paige rf	2	2	2	0	0	0	1	0	0	.536
Cole, Logan rf	1	1	0	0	1	0	2	0	1	.000
Pacho, Izzy c	1	1	1	0	1	0	1	0	0	.320
Biehl, Tayler ss	2	2	2	2	1	0	3	0	0	.588
Altmeyer, Kaiah cf	2	1	2	1	0	0	3	0	0	.579
Ashner, Ali ph	1	0	0	1	0	0	0	0	0	.333
Somerndike, Sydney p	0	0	0	0	0	0	0	0	0	-
Blanchard, Ali p	0	0	0	0	0	0	0	0	0	-
Totals	28	10	12	10	3	2	15	6	8	

Indiana 1 (3-6)

Player	ab	r	h	rbi	bb	so	po	a	lob	avg
Bassett, Cora rf	3	0	1	1	0	0	1	0	0	.286
Benson, Brooke ss	3	0	1	0	0	0	1	2	1	.250
Kern, Taryn 2b	2	0	1	0	1	0	2	5	1	.333
Copeland, Brianna 3b	1	0	0	0	1	0	1	0	1	.261
Smith, Elle pr	0	0	0	0	0	0	0	0	0	-
Stone, Sarah 1b	2	0	0	0	0	0	5	0	0	.192
Andrews, Aaliyah cf	2	0	0	0	0	0	1	0	0	.133
Warick, Lindsey c	1	0	0	0	0	1	1	0	0	.143
Parker, Avery c	1	0	0	0	0	0	1	0	2	.222
Kettleman, Cassidy lf	1	0	0	0	0	0	2	0	0	.214
Minnick, Taylor ph	0	0	0	0	1	0	0	0	0	.100
Mitchell, Kinsey dh	2	1	1	0	0	0	0	0	0	.385
Johnson, Heather p	0	0	0	0	0	0	0	1	0	-
Montgomery, Macy p	0	0	0	0	0	0	0	0	0	-
Kleiman, Sophie p	0	0	0	0	0	0	0	0	0	-
Totals	18	1	4	1	3	1	15	8	5	

Score by Innings	1	2	3	4	5	R	H	E
Arizona	0	2	7	1	0	**10**	**12**	**0**
Indiana	0	0	0	0	1	**1**	**4**	**2**

E - Kern(4); Stone(3). LOB - Wildcats 8; IND 5. 2B - Altmeyer(2); Bassett(2). HR - Scupin(4). HBP - Kennedy. SH
- Pacho(1).

Arizona	ip	h	r	er	bb	so	ab	bf	np	era
Somerndike, Sydney	3.0	2	0	0	0	1	11	11	37	0.68
Blanchard, Ali	2.0	2	1	1	3	0	7	10	28	3.71

Indiana	ip	h	r	er	bb	so	ab	bf	np	era
Johnson, Heather	2.1	7	5	4	0	1	14	15	56	8.13
Montgomery, Macy	0.0	3	4	0	1	0	4	6	19	6.75
Kleiman, Sophie	2.2	2	1	1	2	1	10	12	56	5.42

Win - Somerndike (1-1). Loss - Johnson (1-6). Save - None.
WP - Kleiman 2(4). HBP - by Montgomery (Kennedy). Pitches/strikes: Somerndike 37/27; Blanchard 28/8; Johnson 56/35;
Montgomery 19/6; Kleiman 56/34.

Umpires - HP: Tonya Cash 1B: Bobby Demayo 3B: Scott Mair
Start: 12:00 PM Time: 1:59 Attendance:
Weather: 73 degrees, mostly sunny

GAME 11 [2/23] » #7 ARKANSAS 3, #13 ARIZONA 12

Arizona 2 (7-4)

Player	ab	r	h	rbi	bb	so	po	a	lob
Biringer, Blaise 3b	3	0	1	0	0	2	1	1	0
Kennedy, Dakota lf	3	0	0	0	0	1	2	0	0
Skaggs, Allie 2b	3	0	0	0	0	1	3	2	0
Scupin, Carlie 1b	3	0	1	0	0	2	9	0	1
Biehl, Tayler pr	0	1	0	0	0	0	0	0	0
Netz, Devyn p	3	1	1	2	0	1	0	2	0
DiNardo, Olivia dh	3	0	1	0	0	0	0	0	0
Blanchard, Ali dh	0	0	0	0	0	0	0	0	0
Dimler, Paige rf	3	0	0	0	0	2	0	0	0
Pacho, Izzy c	3	0	0	0	0	1	3	1	2
Altmeyer, Kaiah cf	2	0	0	0	0	2	1	0	0
Carroll, Sophia ss	0	0	0	0	0	0	1	4	0
Totals	26	2	4	2	0	12	20	10	3

Arkansas 3 (9-2)

Player	ab	r	h	rbi	bb	so	po	a	lob
Johnson cf	4	1	1	0	0	1	1	0	0
Foreman 2b	3	0	0	0	0	1	1	1	3
Hedgecock dh	2	0	1	0	2	0	0	0	0
Kildow pr/rf	0	0	0	0	0	0	0	0	0
Hoffmann rf	4	0	0	0	0	0	2	2	0
Gammill c	3	1	1	1	1	0	8	3	2
Halvorson 1b	3	1	2	0	0	0	6	1	1
Cloud pr	0	0	0	0	0	0	0	0	0
Kramer lf	3	0	0	0	0	0	1	0	0
Prigge 3b	3	0	1	2	0	1	0	0	0
Rijo ss	2	0	0	0	0	0	2	1	1
Delce p	0	0	0	0	0	0	0	0	0
Totals	27	3	6	3	3	5	21	6	9

Score by Innings	1	2	3	4	5	6	7	R	H	E
Arizona	0	0	0	0	0	0	2	**2**	**4**	**0**
Arkansas	0	2	0	0	0	0	1	**3**	**6**	**1**

Note: 2 outs, 2 runners LOB when the game ended.

E - Foreman(2). DP - ARK 1. LOB - ARIZ 3; ARK 9. 2B - Scupin(2). HR - Netz(2). HBP - Rijo. SH - Foreman(1).

Arizona	ip	h	r	er	bb	so	ab	bf	np
Netz, Devyn	6.2	6	3	2	3	5	27	32	106

Arkansas	ip	h	r	er	bb	so	ab	bf	np
Delce	7.0	4	2	2	0	12	26	26	101

Win - Delce (4-1). Loss - Netz (4-3). Save - None.
WP - Netz(2). HBP - by Netz (Rijo). PB - Pacho(1); Gammill(5). Pitches/strikes: Netz 106/71; Delce 101/70.

Umpires - HP: John O'Meilia 1B: Jason Kemper 3B: Jermaine OGuin
Start: 3 pm Time: 1:50 Attendance: 2696
Weather: 43 degrees, SE wind

GAME 12 [2/23] » #13 ARIZONA 5, #7 ARKANSAS 2

Arizona 5 (8-4)

Player	ab	r	h	rbi	bb	so	po	a	lob
Biringer, Blaise 3b	4	0	0	0	0	2	1	0	4
Kennedy, Dakota lf	3	1	2	0	1	1	3	0	0
Skaggs, Allie 2b	4	1	2	0	0	0	2	1	0
Scupin, Carlie 1b	4	0	0	0	0	3	5	0	1
Netz, Devyn dh/p	3	1	1	3	1	0	0	0	1
Blanchard, Ali pr	0	1	0	0	0	0	0	0	0
Dimler, Paige rf	2	1	0	0	0	2	2	0	0
Cole, Logan rf	1	0	0	0	0	0	1	0	0
Pacho, Izzy c	1	0	0	0	0	0	4	1	0
DiNardo, Olivia ph	1	0	0	0	0	0	0	0	0
Biehl, Tayler ss	2	0	0	0	1	0	0	2	0
Altmeyer, Kaiah cf	3	0	0	1	0	1	3	0	0
Silva, Aissa p	0	0	0	0	0	0	0	0	0
Somerndike, Sydney p	0	0	0	0	0	0	0	2	0
Totals	28	5	5	4	3	9	21	6	6

Arkansas 2 (9-3)

Player	ab	r	h	rbi	bb	so	po	a	lob
Johnson cf	4	1	2	0	0	1	3	0	0
Gammill c	3	1	1	0	1	1	7	1	1
Hedgecock dh	4	0	0	0	0	0	0	0	0
Hoffmann rf	3	0	0	0	0	1	1	0	1
Halvorson 1b	2	0	1	1	1	0	8	0	0
Foreman 2b	3	0	1	0	0	0	1	2	0
Kramer lf	2	0	0	0	1	0	0	0	2
Prigge 3b	2	0	0	0	0	1	0	0	0
Camenzind, H ph	1	0	0	0	0	0	0	0	0
Rijo ss	3	0	0	0	0	0	1	2	3
Herron p	0	0	0	0	0	0	0	0	0
Turner p	0	0	0	0	0	0	0	1	0
Totals	27	2	5	1	3	4	21	6	7

Score by Innings	1	2	3	4	5	6	7	R	H	E
Arizona	0	0	0	4	0	1	0	**5**	**5**	**1**
Arkansas	0	0	2	0	0	0	0	**2**	**5**	**2**

E - Biehl(2); Rijo 2(3). DP - ARK 1. LOB - ARIZ 6; ARK 7. 3B - Johnson(1). HR - Netz(3). HBP - Pacho. SB -
Kennedy(4).

Arizona	ip	h	r	er	bb	so	ab	bf	np
Silva, Aissa	2.0	3	2	1	2	2	9	11	43
Somerndike, Sydney	4.0	2	0	0	1	2	15	16	59
Netz, Devyn	1.0	0	0	0	0	0	3	3	8

Arkansas	ip	h	r	er	bb	so	ab	bf	np
Herron	3.1	3	4	3	1	5	14	15	67
Turner	3.2	2	1	0	2	4	14	17	73

Win - Somerndike (2-1). Loss - Herron (3-1). Save - Netz (1).
WP - Herron(3); Turner(2). HBP - by Turner (Pacho). Pitches/strikes: Silva 43/25; Somerndike 59/41; Netz 8/4;
Herron 67/41; Turner 73/41.

Umpires - HP: Leah Bowen Daume 1B: Wyat Bowers 3B: John O'Meilia
Start: 5:30pm Time: 2:15 Attendance: 2696
Weather: 44 degrees, clear, SE wind
Silva faced 2 batters in the 3rd.

GAME 13 [2/24] » #13 ARIZONA 9, DRAKE 3

Drake 3 (2-4)

Player	ab	r	h	rbi	bb	so	po	a	lob
M. Rice c	4	0	1	0	0	1	7	0	0
A.Beitzinger 2b	3	1	1	0	1	0	0	0	0
S. Miller ss	3	1	1	2	0	0	1	3	2
E. Dighton dh	2	0	0	0	1	1	0	0	0
H. Wheeler pr/lf	0	0	0	0	0	0	0	0	0
E. Valtman rf	3	1	1	1	0	1	2	0	0
A. Lightner 1b	3	0	0	0	0	1	4	0	0
C. Koenig 3b	3	0	2	0	0	0	1	0	0
P. Bedsworth lf	3	0	0	0	0	0	0	0	3
H. Lehman cf	3	0	1	0	0	2	2	0	0
M. Hupke p	0	0	0	0	0	0	1	1	0
J. Scheck p	0	0	0	0	0	0	0	0	0
Totals	27	3	7	3	2	6	18	4	5

Arizona 9 (9-4)

Player	ab	r	h	rbi	bb	so	po	a	lob
Biringer, Blaise 3b	2	1	2	1	1	0	0	0	0
Carroll, Sophia ss	0	0	0	0	1	0	1	2	0
Kennedy, Dakota lf	4	1	0	0	0	0	1	0	1
Skaggs, Allie 2b	3	0	0	0	1	2	3	2	1
Netz, Devyn dh	3	1	1	3	0	1	0	0	0
Scupin, Carlie 1b	1	2	0	0	2	0	7	0	0
DiNardo, Olivia c	3	2	2	2	0	0	6	0	1
Biehl, Tayler ss/3b	3	1	1	0	0	1	0	2	0
Dimler, Paige rf	2	1	0	1	1	2	0	0	0
Altmeyer, Kaiah cf	3	0	0	1	0	1	3	0	0
Somerndike, Sydney p	0	0	0	0	0	0	0	0	0
Blanchard, Ali p	0	0	0	0	0	0	0	0	0
Totals	24	9	6	8	6	7	21	6	3

Score by Innings	1	2	3	4	5	6	7	R	H	E
Drake	0	1	0	0	2	0	0	**3**	**7**	**2**
Arizona	5	0	4	0	0	0	X	**9**	**6**	**0**

E - C. Koenig; P. Bedsworth. DP - DRA 1; ARIZ 1. LOB - DRA 5; ARIZ 3. 2B - C. Koenig. HR - S. Miller; E. Valtman; Netz(4); DiNardo(2).

Drake	ip	h	r	er	bb	so	ab	bf	np
M. Hupke	3.0	6	9	7	4	5	16	20	92
J. Scheck	3.0	0	0	0	2	2	8	10	51

Arizona	ip	h	r	er	bb	so	ab	bf	np
Somerndike, Sydney	2.0	1	1	1	0	2	7	7	36
Blanchard, Ali	5.0	6	2	2	2	4	20	22	99

Win - Blanchard (3-0). Loss - M. Hupke (1-1). Save - None.
Pitches/strikes: M. Hupke 92/49; J. Scheck 51/33; Somerndike 36/25; Blanchard 99/65.

Umpires - HP: Wyat Bowers 1B: Emerus Addison 3B: Leah Bowen Daume
Start: 11am Time: 2:18 Attendance: 152
Weather: 42 degrees, SW breeze

GAME 14 [2/24] » #7 ARKANSAS 2, #13 ARIZONA 1

Arizona 1 (9-5)

Player	ab	r	h	rbi	bb	so	po	a	lob
Biringer, Blaise 3b	4	0	1	0	0	1	1	2	0
Kennedy, Dakota lf	2	0	0	0	2	1	0	0	1
Skaggs, Allie 2b	3	0	0	0	0	0	1	4	2
Netz, Devyn p	3	0	0	0	0	1	0	0	1
DiNardo, Olivia dh	3	0	0	0	0	0	0	0	0
Scupin, Carlie 1b	2	1	2	1	1	0	9	0	0
Blanchard, Ali pr	0	0	0	0	0	0	0	0	0
Biehl, Tayler rf	3	0	0	0	0	2	1	0	2
Pacho, Izzy c	2	0	0	0	0	1	3	1	0
Carroll, Sophia ss	3	0	1	0	0	0	3	3	1
Cole, Logan pr	0	0	0	0	0	0	0	0	0
Altmeyer, Kaiah cf	0	0	0	0	0	0	0	1	0
Totals	25	1	4	1	3	6	18	11	7

Arkansas 2 (11-3)

Player	ab	r	h	rbi	bb	so	po	a	lob
Johnson cf	3	0	0	0	0	2	1	0	1
Gammill 3b	3	0	0	0	0	0	1	2	0
Hedgecock dh	3	1	2	1	0	0	0	0	0
Halvorson 1b	3	0	0	0	0	0	8	1	1
Hoffmann rf	2	0	0	0	0	1	2	0	0
Kildow rf	1	0	0	0	0	0	0	0	0
Foreman 2b	2	0	0	0	0	0	0	1	0
Kramer lf	1	1	0	0	1	0	1	0	0
Camenzind, L c	2	0	1	0	0	0	6	0	0
Rijo ss	2	0	2	1	0	0	2	2	0
Turner p	0	0	0	0	0	0	0	1	0
Delce p	0	0	0	0	0	0	0	0	0
Totals	22	2	5	2	1	3	21	7	3

Score by Innings	1	2	3	4	5	6	7	R	H	E
Arizona	0	1	0	0	0	0	0	**1**	**4**	**0**
Arkansas	0	1	0	0	0	1	X	**2**	**5**	**1**

E - Rijo(4). LOB - ARIZ 7; ARK 3. 2B - Scupin(3). HR - Scupin(5); Hedgecock(4). HBP - Pacho.

Arizona	ip	h	r	er	bb	so	ab	bf	np
Netz, Devyn	6.0	5	2	2	1	3	22	23	73

Arkansas	ip	h	r	er	bb	so	ab	bf	np
Turner	3.2	2	1	1	1	1	12	14	46
Delce	3.1	2	0	0	2	5	13	15	74

Win - Delce (6-1). Loss - Netz (4-4). Save - None.
HBP - by Turner (Pacho). PB - Camenzind, L 2(2). Pitches/strikes: Netz 73/53; Turner 46/27; Delce 74/48.

Umpires - HP: Emerus Addison 1B: Jason Kemper 3B: Jermaine OGuin
Start: 5:40pm Time: 1:45 Attendance: 2613
Weather: 49 degrees, overcast

GAME 15 [2/25] » #13 ARIZONA 9, DRAKE 1 [5 INN.]

Arizona 9 (10-5)

Player	ab	r	h	rbi	bb	so	po	a	lob
Biringer, Blaise 3b	3	3	2	0	1	0	0	2	0
Netz, Devyn p	2	1	1	2	1	1	0	2	0
Dimler, Paige rf	0	0	0	0	0	0	1	0	0
Scupin, Carlie 1b	3	1	2	1	0	0	7	0	0
Kennedy, Dakota pr	0	0	0	0	0	0	0	0	0
DiNardo, Olivia dh	2	1	1	0	1	0	0	0	0
Skaggs, Allie 2b	3	1	2	1	0	0	1	2	0
Carroll, Sophia ss	3	1	1	4	0	2	2	3	2
Pacho, Izzy c	3	1	1	0	0	0	2	0	2
Biehl, Tayler lf	2	0	0	0	0	0	0	0	0
Ashner, Ali ph/lf	1	0	0	0	0	0	0	0	0
Cole, Logan rf/cf	3	0	0	0	0	0	1	0	0
Altmeyer, Kaiah cf	0	0	0	0	0	0	1	0	0
Hardy, Brianna p	0	0	0	0	0	0	0	0	0
Silva, Aissa p	0	0	0	0	0	0	0	0	0
Totals	25	9	10	8	3	3	15	9	4

Drake 1 (2-6)

Player	ab	r	h	rbi	bb	so	po	a	lob
M. Rice cf	3	1	2	0	0	0	0	0	0
A.Beitzinger 2b	3	0	0	0	0	1	2	0	0
S. Miller ss	2	0	0	0	0	1	1	0	1
E. Dighton dh	2	0	0	1	0	0	0	0	0
E. Valtman rf	2	0	1	0	0	0	0	0	1
A. Lightner 1b	1	0	0	0	1	0	6	0	0
C. Koenig 3b	2	0	0	0	0	0	1	3	0
S. Rigby c	2	0	0	0	0	0	3	1	2
H. Wheeler lf	0	0	0	0	0	0	0	0	0
H. Lehman lf	1	0	0	0	0	0	2	0	0
K. Arias c	1	0	0	0	0	0	0	0	0
E. Richards p	0	0	0	0	0	0	0	0	0
P. Bedsworth p	0	0	0	0	0	0	0	0	0
A. Timmons p	0	0	0	0	0	0	0	0	0
Totals	19	1	3	1	1	2	15	4	4

Score by Innings	1	2	3	4	5	R	H	E
Arizona	6	1	0	2	0	**9**	**10**	**0**
Drake	1	0	0	0	0	**1**	**3**	**1**

E - E. Richards. LOB - ARIZ 4; DRA 4. 2B - Scupin 2(5); Pacho(1). HR - Netz(6); Carroll, S.(1). SB - Biringer(1). CS - Cole(1).

Arizona	ip	h	r	er	bb	so	ab	bf	np
Netz, Devyn	3.0	2	1	1	0	1	12	12	42
Hardy, Brianna	1.0	1	0	0	1	0	4	5	18
Silva, Aissa	1.0	0	0	0	0	1	3	3	21

Drake	ip	h	r	er	bb	so	ab	bf	np
E. Richards	1.0	5	7	6	3	1	8	11	49
P. Bedsworth	3.0	5	2	2	0	2	14	14	55
A. Timmons	1.0	0	0	0	0	0	3	3	8

Win - Netz (5-4). Loss - E. Richards (0-1). Save - None.
WP - Netz(3); E. Richards; P. Bedsworth. PB - S. Rigby 2. Pitches/strikes: Netz 42/31; Hardy 18/9; Silva 21/14; E. Richards 49/29; P. Bedsworth 55/38; A. Timmons 8/5.

Umpires - HP: Jason Kemper 1B: Jermaine OGuin 3B: Emerus Addison
Start: 10:30am Time: 1:38 Attendance: 150
Weather: 44 degrees, overcast
E. Richards faced 2 batters in the 2nd.

GAME 16 [3/1] » #16 ARIZONA 9, CSUB 1 [5 INN.]

CSU Bakersfield 1 (3-16)

Player	ab	r	h	rbi	bb	so	po	a	lob	avg
Montoya, Savanna cf	2	0	0	0	0	1	2	0	0	.137
Williams, Maya rf	2	0	1	0	0	0	0	0	0	.304
Martinez, Samantha 2b	2	0	0	0	0	0	2	1	0	.146
Munsey, Karissa dh	2	1	1	1	0	0	0	0	0	.238
Randle, Lauren 1b	2	0	0	0	0	1	4	0	0	.143
Rodriguez, Natalya c	2	0	0	0	0	1	1	0	0	.125
Ortega, Alexis ss	2	0	0	0	0	1	0	4	0	.043
Thomas, Tayler lf	1	0	0	0	0	1	2	0	0	.250
Molina, Jocelynn 3b	1	0	0	0	0	0	1	0	0	.000
Martinez, Kirsten p	0	0	0	0	0	0	0	0	0	-
Kennedy, Kaycie p	0	0	0	0	0	0	0	0	0	-
Totals	16	1	2	1	0	5	12	5	0	

Arizona 9 (11-5)

Player	ab	r	h	rbi	bb	so	po	a	lob	avg
Biringer, Blaise 3b	4	0	0	0	0	0	1	1	2	.339
Netz, Devyn dh	2	1	0	0	0	0	0	0	0	.250
Scupin, Carlie 1b	0	2	0	0	2	0	5	0	0	.364
DiNardo, Olivia c	3	2	2	1	0	0	6	0	0	.435
Skaggs, Allie 2b	1	1	1	4	2	0	1	1	0	.347
Kennedy, Dakota cf	1	1	0	1	1	0	0	0	3	.220
Dimler, Paige rf	2	1	0	1	1	0	0	0	0	.333
Carroll, Sophia ss	1	0	0	0	2	0	1	2	2	.250
Biehl, Tayler lf	3	1	1	0	0	0	1	0	0	.353
Somerndike, Sydney p	0	0	0	0	0	0	0	0	0	-
Totals	17	9	4	7	8	0	15	4	7	

Score by Innings	1	2	3	4	5	R	H	E
CSU Bakersfield	0	0	0	0	1	**1**	**2**	**2**
Arizona	0	0	2	7	X	**9**	**4**	**0**

E - Montoya, S(1); Molina, J(1). DP - ARIZ 1. LOB - ARIZ 7. HR - Munsey, K(2); Skaggs(1). HBP - Netz; Scupin; Kennedy. SB - Biehl(3).

CSU Bakersfield	ip	h	r	er	bb	so	ab	bf	np	era
Martinez, Kirsten	3.1	4	7	6	6	0	15	23	82	15.04
Kennedy, Kaycie	0.2	0	2	0	2	0	2	5	22	10.84

Arizona	ip	h	r	er	bb	so	ab	bf	np	e
Somerndike, Sydney	5.0	2	1	1	0	5	16	16	59	1

Win - Somerndike (3-1). Loss - Martinez, K (0-5). Save - None.
WP - Martinez, K(3); Kennedy, K(1). HBP - by Martinez, K (Scupin); by Martinez, K (Netz); by Kennedy, K (Kennedy).
Pitches/strikes: Martinez, K 82/36; Kennedy, K 22/8; Somerndike 59/44.

Umpires - HP: James Edmunds Sr. 1B: Scott Tomlinson 3B: Mike Bartling
Start: 4:00 PM Time: 1:26 Attendance: 2904
Weather: 61 degrees, windy

GAME 17 [3/3] » #16 ARIZONA 8, WEBER ST. 0 [6 INN.]

Weber State 0 (5-11)

Player	ab	r	h	rbi	bb	so	po	a	lob	avg
HOE, Faith 2b	3	0	0	0	0	2	1	0	0	.163
WHITING, Katelyn rf	2	0	0	0	0	1	0	0	0	.244
REY, Victoria lf	1	0	0	0	0	1	1	0	0	.214
McCUISTION, McKell 1b	3	0	2	0	0	1	4	0	0	.481
HOE, Lauren c	1	0	0	0	1	0	4	0	0	.286
CHONG, Mika c	1	0	0	0	0	1	0	0	1	.286
RUHL, Emily 3b	2	0	1	0	0	0	0	1	2	.242
WHALEN, Riley pr	0	0	0	0	0	0	0	0	0	.000
SMITH, Taegan dh	2	0	0	0	0	2	1	2	1	.000
RUSHTON, Mia cf	2	0	1	0	0	0	3	2	0	.351
MEMOLI, Gianna lf	2	0	0	0	0	0	1	0	0	.158
DONAHOO, Makayla ss	2	0	0	0	0	0	0	2	0	.175
PETERSON, Madison p	0	0	0	0	0	0	0	0	0	-
HATFIELD, Brooke p	0	0	0	0	0	0	0	0	0	-
FINCH, Jayci p	0	0	0	0	0	0	0	0	0	-
Totals	21	0	4	0	1	8	15	7	4	

Arizona 8 (12-5)

Player	ab	r	h	rbi	bb	so	po	a	lob	avg
Perezchica, Jasmine cf	4	1	3	2	0	1	0	0	0	.600
Biringer, Blaise 3b	4	0	2	1	0	0	0	2	0	.407
Scupin, Carlie 1b	4	1	1	1	0	1	7	0	4	.346
DiNardo, Olivia dh	1	0	0	0	2	0	0	0	0	.381
Cole, Logan pr	0	1	0	0	0	0	0	0	0	.000
Netz, Devyn p	2	1	1	0	1	0	0	2	2	.306
Biehl, Tayler pr	0	0	0	0	0	0	0	0	0	.357
Skaggs, Allie 2b	1	2	1	0	2	0	2	1	0	.347
Pacho, Izzy c	1	1	0	1	2	0	8	0	1	.229
Dimler, Paige rf	3	0	1	1	0	1	1	1	0	.366
Kennedy, Dakota lf	1	1	1	1	1	0	0	0	0	.268
Carroll, Sophia ss	0	0	0	0	0	0	0	2	0	.300
Totals	21	8	10	7	8	3	18	8	7	

Score by Innings	1	2	3	4	5	6	R	H	E
Weber State	0	0	0	0	0	0	**0**	**4**	**0**
Arizona	0	3	3	0	1	1	**8**	**10**	**0**

DP - WSU 2; ARIZ 1. LOB - WSU 4; ARIZ 7. 2B - McCUISTION(6); Biringer(3); Skaggs(5). HR - Scupin(6); Kennedy(1). SH - Kennedy(1). SB - Biehl(4).

Weber State	ip	h	r	er	bb	so	ab	bf	np	era
PETERSON, Madison	1.2	5	3	3	2	1	8	11	37	10.26
HATFIELD, Brooke	0.1	0	3	3	3	1	1	4	20	10.67
FINCH, Jayci	3.0	5	2	2	3	1	12	15	53	4.85

Arizona	ip	h	r	er	bb	so	ab	bf	np	era
Netz, Devyn	6.0	4	0	0	1	8	21	22	80	1.50

Win - Netz (6-4). Loss - PETERSON (0-3). Save - None.
PB - HOE, L 2(4). Pitches/strikes: PETERSON 37/16; HATFIELD 20/7; FINCH 53/30; Netz 80/57.

Umpires - HP: Mike Bartlin 1B: Bill Plante 3B: Jason Bluemel
Start: 4:00 PM Time: 1:53 Attendance:
Weather: 60 degrees, sunny

GAME 18 [3/3] » #16 ARIZONA 14, TAMUC 0 [5 INN.]

Texas A&M-Commerce 0 (2-16)

Player	ab	r	h	rbi	bb	so	po	a	lob	avg
Sefe, Diamond 1b	1	0	0	0	0	0	0	0	0	.317
Wright, Tatum 1b	1	0	0	0	0	2	0	0	0	.185
Bennett, Kaydee 2b	1	0	0	0	0	0	1	0	0	.278
Miehe, Emmie 2b	1	0	0	0	0	0	0	0	0	.143
Guerrero, Elizabeth dh	1	0	1	0	0	0	0	0	0	.280
Olsen, Emma ph	1	0	0	0	0	0	0	0	0	.000
Hodge, Shelby c	2	0	0	0	0	0	1	0	1	.167
Zeigler, Avery 3b	1	0	0	0	0	0	1	0	0	.171
Williams, Ayanna ph	1	0	0	0	0	1	0	0	0	.125
Cosek, KK lf	1	0	0	0	0	1	2	0	0	.150
Sanchez, Julia ph	1	0	0	0	0	1	0	0	0	.000
De Hart, Jodi ss	2	0	0	0	0	1	1	0	0	.114
Griffith, Ashlynn rf	1	0	0	0	0	0	1	0	0	.209
Nunez, Camile rf	0	0	0	0	0	0	3	0	0	.000
Kuyrkendall, Kasey cf	1	0	0	0	0	1	2	0	0	.056
Arredondo, Anissa p	0	0	0	0	0	0	0	0	0	-
Meadors, McKenna p	0	0	0	0	0	0	0	0	0	.000
Janssen, Madeline p	0	0	0	0	0	0	0	0	0	-
Totals	16	0	1	0	0	5	12	2	1	

Arizona 14 (13-5)

Player	ab	r	h	rbi	bb	so	po	a	lob	avg
Perezchica, Jasmine cf	1	2	1	2	1	0	1	0	0	.609
Cole, Logan ph	2	0	0	0	0	0	0	0	0	.000
Biringer, Blaise 3b	1	2	1	2	1	0	0	0	0	.421
Dimler, Paige ph	2	0	1	1	0	0	0	0	0	.381
Scupin, Carlie 1b	4	1	1	0	0	0	4	0	1	.339
DiNardo, Olivia c	4	2	4	1	0	0	5	0	0	.490
Skaggs, Allie 2b	4	2	3	7	0	0	1	0	2	.393
Netz, Devyn dh	2	1	1	0	0	0	0	0	0	.316
Pacho, Izzy ph	0	0	0	0	1	0	0	0	0	.235
Carroll, Sophia ss	3	1	1	0	0	0	1	2	2	.312
Kennedy, Dakota lf	1	2	1	0	1	0	0	0	0	.286
Ashner, Ali ph	1	0	0	0	0	0	1	0	0	.200
Biehl, Tayler rf	3	1	2	1	0	0	2	0	1	.412
Silva, Aissa p	0	0	0	0	0	0	0	0	0	-
Totals	28	14	16	14	4	0	15	2	6	

Score by Innings	1	2	3	4	5	R	H	E
Texas A&M-Commerce	0	0	0	0	0	**0**	**1**	**1**
Arizona	11	1	2	0	X	**14**	**16**	**0**

E - Cosek, K.(1). LOB - TAMUC 1; ARIZ 6. 2B - DiNardo 2(3); Biehl(1). HR - Skaggs 2(3).

Texas A&M-Commerce	ip	h	r	er	bb	so	ab	bf	np	era
Arredondo, Anissa	0.1	2	4	4	2	0	3	5	22	8.68
Meadors, McKenna	0.0	9	7	7	0	0	9	9	27	14.95
Janssen, Madeline	3.2	5	3	3	2	0	16	18	69	10.50

Arizona	ip	h	r	er	bb	so	ab	bf	np	era
Silva, Aissa	5.0	1	0	0	0	5	16	16	70	1.24

Win - Silva (1-0). Loss - Arredondo, A (2-7). Save - None.
WP - Janssen, M.(4). Pitches/strikes: Arredondo, A 22/10; Meadors, M. 27/18; Janssen, M. 69/35; Silva 70/44.

Umpires - HP: Bill Plante 1B: Jason Bluemel 3B: Mike Bartling
Start: 6:20 PM Time: 1:35 Attendance: 2423
Weather: 57 degrees, mostly sunny

GAME 19 [3/4] » NEBRASKA 10, #16 ARIZONA 3

Nebraska 10 (13-6)

Player	ab	r	h	rbi	bb	so	po	a	lob	avg
Andrews, Billie ss	5	2	2	1	0	1	0	2	1	.352
Neal, Caitlynn rf	4	0	1	0	0	2	0	0	0	.355
Gray, Sydney 3b	4	1	2	0	0	0	1	2	0	.241
Felder, Mya 1b	4	0	2	1	0	0	7	0	1	.305
Carter, Dakota pr	0	1	0	0	0	0	0	0	0	.000
Bredwell, Ava c	4	2	2	2	0	1	3	0	2	.360
Caneda, Katelyn 2b	4	2	2	1	0	1	3	1	0	.347
Tokheim, Talia dh	4	1	2	2	0	0	0	0	0	.500
Andrews, Brooke cf	4	1	3	3	0	0	3	0	0	.340
Squier, Abbie lf	3	0	0	0	0	0	3	0	2	.174
Newlun, Abbey ph	1	0	0	0	0	1	0	0	0	.000
Wallace, Courtney p	0	0	0	0	0	0	1	3	0	.312
Totals	37	10	16	10	0	6	21	8	6	

Arizona 3 (13-6)

Player	ab	r	h	rbi	bb	so	po	a	lob	avg
Perezchica, Jasmine cf	4	0	2	1	0	0	1	1	0	.567
Biringer, Blaise 3b	4	0	0	0	0	0	0	2	0	.359
Scupin, Carlie 1b	2	0	0	0	0	0	4	0	1	.321
DiNardo, Olivia dh	1	0	1	0	2	0	3	0	0	.468
Skaggs, Allie 2b	3	0	0	0	0	0	2	0	3	.328
Netz, Devyn p	3	0	1	0	0	0	0	0	0	.310
Cole, Logan pr	0	1	0	0	0	0	0	0	0	.000
Carroll, Sophia ss	3	1	1	0	0	1	2	1	1	.316
Kennedy, Dakota lf	2	0	0	0	0	1	4	0	0	.244
Biehl, Tayler rf	3	1	1	2	0	1	2	0	0	.378
Pacho, Izzy c	0	0	0	0	0	0	3	0	0	.235
Silva, Aissa p	0	0	0	0	0	0	0	0	0	-
Somerndike, Sydney p	0	0	0	0	0	0	0	0	0	-
Totals	25	3	6	3	2	3	21	4	5	

Score by Innings	1	2	3	4	5	6	7	R	H	E
Nebraska	0	1	5	1	2	0	1	**10**	**16**	**0**
Arizona	0	3	0	0	0	0	0	**3**	**6**	**1**

E - Biringer(3). DP - NEBRASKA 1. LOB - NEBRASKA 6; ARIZ 5. 2B - Gray(3); Tokheim(2); Br. Andrews(3); DiNardo(4). 3B - Biehl(2). HR - Bi. Andrews(7); Bredwell(1); Caneda(2); Br. Andrews(3). HBP - Scupin. SH - Kennedy(2). SB - Neal(2); Bredwell(4).

Nebraska	ip	h	r	er	bb	so	ab	bf	np	era
Wallace, Courtney	7.0	6	3	3	2	3	25	29	93	2.42

Arizona	ip	h	r	er	bb	so	ab	bf	np	era
Netz, Devyn	2.1	6	5	5	0	3	14	14	50	2.82
Silva, Aissa	1.1	4	2	2	0	0	7	7	27	2.75
Somerndike, Sydney	3.1	6	3	3	0	3	16	16	56	2.52

Win - Wallace (7-3). Loss - Netz (6-5). Save - None.
WP - Netz(4). HBP - by Wallace (Scupin). Pitches/strikes: Wallace 93/59; Netz 50/40; Silva 27/18; Somerndike 56/40.

Umpires - HP: Rick Cowan 1B: Mike Bartling 3B: Mark Maciel
Start: 3:00 PM Time: 2:11 Attendance:
Weather: 72 degrees, sunny

GAME 20 [3/4] » #16 ARIZONA 17, TAMUC 8

Texas A&M-Commerce 8 (2-17)

Player	ab	r	h	rbi	bb	so	po	a	lob	avg
Bennett, Kaydee ss	3	2	1	0	0	0	1	1	0	.293
Miehe, Emmie 2b	3	0	1	0	0	0	0	0	0	.182
Griffith, Ashlynn rf	2	0	0	0	0	2	3	0	0	.196
Sefe, Diamond ph	0	0	0	1	0	0	0	0	0	.325
Guerrero, Elizabeth dh	1	0	0	0	0	0	0	0	0	.231
Meadors, McKenna p	0	0	0	0	0	0	0	0	0	.000
Rubio, America cf	2	1	1	1	0	0	2	0	1	.100
Hodge, Shelby c	3	0	1	0	0	1	0	0	1	.227
Cosek, KK pr	0	1	0	0	0	0	0	0	0	.158
Olsen, Emma p	2	1	0	0	1	1	0	0	0	.000
De Hart, Jodi 3b	2	1	0	0	1	0	0	0	0	.108
Nunez, Camile lf	2	1	1	4	0	1	2	0	0	.095
Williams, Ayanna 1b	2	1	1	1	0	1	4	0	0	.163
Kuyrkendall, Kasey cf	0	0	0	0	0	0	0	0	0	.059
Janssen, Madeline p	0	0	0	0	0	0	0	0	0	-
Arredondo, Anissa p	0	0	0	0	0	0	0	0	0	-
Totals	22	8	6	7	2	6	12	1	2	

Arizona 17 (14-6)

Player	ab	r	h	rbi	bb	so	po	a	lob	avg
Perezchica, Jasmine cf	4	2	2	0	0	0	0	0	0	.559
Biringer, Blaise 3b	1	2	1	1	1	0	0	0	0	.403
Cole, Logan ss	2	0	0	0	0	0	0	1	0	.000
Scupin, Carlie 1b	4	2	2	3	0	0	2	0	0	.355
DiNardo, Olivia dh	3	2	3	3	0	0	0	0	0	.519
Skaggs, Allie 2b	3	2	1	3	0	0	1	0	0	.344
Biehl, Tayler ss	2	2	1	0	1	0	2	1	1	.395
Pacho, Izzy c	3	2	2	3	0	0	6	1	0	.300
Dimler, Paige rf	2	2	1	2	1	0	2	0	0	.386
Kennedy, Dakota lf	2	1	1	1	0	0	0	0	0	.277
Ashner, Ali ph	1	0	0	0	0	0	2	0	0	.167
Blanchard, Ali p	0	0	0	0	0	0	0	1	0	-
Somerndike, Sydney p	0	0	0	0	0	0	0	0	0	-
Hardy, Brianna p	0	0	0	0	0	0	0	0	0	-
Totals	27	17	14	16	3	0	15	4	1	

Score by Innings	1	2	3	4	5	R	H	E
Texas A&M-Commerce	1	0	1	6	0	**8**	**6**	**1**
Arizona	11	0	6	0	X	**17**	**14**	**2**

E - Bennett, K.(3); Biringer(4); Kennedy(1). LOB - TAMUC 2; ARIZ 1. 2B - Hodge, S.(1); Scupin(6); DiNardo(5); Biehl(2); Pacho 2(3). HR - Rubio, A.(1); Nunez, C.(1); Williams, A.(2); Scupin(7); Skaggs(4); Dimler(1). SF - Sefe, D.(1). SB - Bennett, K. 2(6); Griffith, A.(5). CS - Olsen, E.(1).

Texas A&M-Commerce	ip	h	r	er	bb	so	ab	bf	np	era
Olsen, Emma	0.1	4	6	5	1	0	6	7	27	56.00
Meadors, McKenna	0.0	3	5	5	2	0	3	5	17	15.91
Janssen, Madeline	2.1	7	6	6	0	0	14	14	36	14.34
Arredondo, Anissa	1.1	0	0	0	0	0	4	4	14	7.38

Arizona	ip	h	r	er	bb	so	ab	bf	np	era
Blanchard, Ali	3.0	3	6	5	2	4	14	16	57	5.85
Somerndike, Sydney	1.0	3	2	2	0	1	5	6	20	2.96
Hardy, Brianna	1.0	0	0	0	0	1	3	3	11	1.11

Win - Blanchard (4-0). Loss - Olsen, E. (0-2). Save - None.
WP - Meadors, M.(1); Olsen, E.(1); Janssen, M.(5). PB - Hodge, S.(2); Pacho(2). Pitches/strikes: Olsen, E. 27/14; Meadors, M. 17/6; Janssen, M. 36/26; Arredondo, A 14/9; Blanchard 57/37; Somerndike 20/14; Hardy 11/8.

Umpires - HP: Bill Plante 1B: Scott Tomlinson 3B: Jason Bluemel
Start: 5:00 PM Time: 1:47 Attendance: 2889
Weather: 72 degrees, sunny

GAME 21 [3/5] » #16 ARIZONA 9, CSUN 0

CSUN 0 (6-12)

Player	ab	r	h	rbi	bb	so	po	a	lob	avg
Murakami, Carys 2b	2	0	0	0	0	1	0	2	0	.200
Carman, Mikayla lf	2	0	0	0	0	1	2	0	0	.281
Escutia, Kaylee cf	2	0	1	0	0	1	1	0	0	.395
Galindo, Kylie dh	2	0	0	0	0	2	0	0	0	.212
Kaeka, Jordan c	2	0	0	0	0	1	0	0	1	.190
Whatman, Shaylan 3b	2	0	2	0	0	0	2	0	0	.308
Jackson, Raegan rf	0	0	0	0	0	0	1	0	0	.143
Cortez, Mia rf	2	0	0	0	0	0	0	0	1	.160
Nunez, Vinessa ss	1	0	0	0	0	0	1	0	0	.048
Mejia, Bella ph	1	0	0	0	0	0	0	0	0	.286
Garcia, Alexis 1b	1	0	0	0	0	0	5	0	0	.250
Wickum, Riley p	0	0	0	0	0	0	0	0	0	-
Carranco, Lauryn p	0	0	0	0	0	0	0	0	0	-
Alonso, Isabella p	0	0	0	0	0	0	0	0	0	-
Totals	17	0	3	0	0	6	12	2	2	

Arizona 9 (15-6)

Player	ab	r	h	rbi	bb	so	po	a	lob	avg
Perezchica, Jasmine cf	3	0	0	0	0	0	0	0	2	.472
Biringer, Blaise 3b	2	2	1	0	0	0	0	0	0	.400
Scupin, Carlie 1b	3	2	2	0	0	0	7	0	0	.375
DiNardo, Olivia dh	2	1	2	2	1	0	0	0	0	.528
Blanchard, Ali pr	0	1	0	0	0	0	0	0	0	-
Skaggs, Allie 2b	2	1	1	1	1	0	2	3	0	.355
Netz, Devyn p	3	2	2	3	0	0	0	2	2	.356
Pacho, Izzy c	3	0	2	1	0	0	6	0	0	.326
Dimler, Paige rf	2	0	0	0	1	0	0	0	1	.348
Biehl, Tayler lf	1	0	0	1	0	0	0	0	0	.368
Carroll, Sophia ss	0	0	0	0	0	0	0	4	0	.312
Totals	21	9	10	8	3	0	15	9	5	

Score by Innings	1	2	3	4	5	R	H	E
CSUN	0	0	0	0	0	**0**	**3**	**1**
Arizona	5	0	0	4	0	**9**	**10**	**0**

E - Carman, M.(2). DP - ARIZ 1. LOB - CSUN 2; ARIZ 5. 2B - Scupin(7); DiNardo(6); Skaggs(6). HR - Netz(6). HBP - Biringer. SF - Biehl(1).

CSUN	ip	h	r	er	bb	so	ab	bf	np	era
Wickum, Riley	0.1	3	5	5	1	0	4	6	24	10.78
Carranco, Lauryn	3.0	5	3	3	2	0	13	16	64	5.10
Alonso, Isabella	0.2	2	1	1	0	0	4	4	11	2.89

Arizona	ip	h	r	er	bb	so	ab	bf	np	era
Netz, Devyn	5.0	3	0	0	0	6	17	17	59	1.91

Win - Netz (7-5). Loss - Wickum, R. (1-1). Save - None.
HBP - by Wickum, R. (Biringer). Pitches/strikes: Wickum, R. 24/9; Carranco, L. 64/34; Alonso, I. 11/8; Netz 59/40.

Umpires - HP: Scott Tomlinson 1B: Mark Maciel 3B: Mike Bartling
Start: 2:35 PM Time: 1:33 Attendance: 2531
Weather: 75 degrees, mostly sunny

GAME 22 [3/10] » #17 ARIZONA 9, #22 ASU 0

Arizona 9 (16-6,1-0 Pac-12)

Player	ab	r	h	rbi	bb	so	po	a	lob
Perezchica, Jasmine cf	4	0	0	0	1	1	3	0	0
Biringer, Blaise 3b	4	2	2	1	0	1	1	2	0
Scupin, Carlie 1b	4	0	0	0	1	2	7	0	4
DiNardo, Olivia dp	2	1	1	0	2	0	0	0	0
Altmeyer, Kaiah pr	0	1	0	0	0	0	0	0	0
Skaggs, Allie 2b	3	1	2	1	1	0	3	4	0
Netz, Devyn p	4	0	1	0	0	2	0	0	0
Blanchard, Ali pr	0	1	0	0	0	0	0	0	0
Pacho, Izzy c	4	1	2	1	0	0	6	0	3
Cole, Logan pr	0	0	0	0	0	0	0	0	0
Dimler, Paige rf	4	2	1	2	0	0	1	0	2
Biehl, Tayler lf	3	0	0	0	0	3	0	0	0
Kennedy, Dakota ph	1	0	1	1	0	0	0	0	0
Carroll, Sophia ss	0	0	0	0	0	0	0	3	0
Totals	33	9	10	6	5	9	21	9	9

Arizona State 0 (15-4,0-1 Pac-12)

Player	ab	r	h	rbi	bb	so	po	a	lob
Acuna, Yannira cf	3	0	1	0	0	1	1	0	0
Milius, Alexa 3b	3	0	0	0	0	0	1	0	0
Rollin, Jazmyn 2b	2	0	0	0	0	1	1	1	2
VanHook, Jordyn 1b	3	0	0	0	0	0	5	0	0
Harper, Makenna lf	3	0	2	0	0	1	3	0	1
Hill, Jazmine rf	2	0	0	0	1	1	1	0	0
Schuld, Marissa dp	2	0	0	0	0	1	0	0	2
Cazares, Emily ph	1	0	0	0	0	0	0	0	0
Kinch, Sara c	2	0	0	0	0	0	8	1	0
Boccagno, Gianna ph	1	0	0	0	0	0	0	0	0
Lissy, Kayla ss	3	0	1	0	0	1	1	3	1
McCarthy, Kalyn pr	0	0	0	0	0	0	0	0	0
Osborne, Mac p	0	0	0	0	0	0	0	1	0
Brown, Kenzie p	0	0	0	0	0	0	0	0	0
Jones, Deborah p	0	0	0	0	0	0	0	0	0
Totals	25	0	4	0	1	6	21	6	6

Score by Innings	1	2	3	4	5	6	7	R	H	E
Arizona	1	1	1	1	1	0	4	**9**	**10**	**0**
Arizona State	0	0	0	0	0	0	0	**0**	**4**	**4**

E - Acuna,Yanni(1); Rollin(3); Lissy 2(5). DP - Sun Devils 1. LOB - Wildcats 9; Sun Devils 6. 2B - Biringer(4); Skaggs(7); Dimler(3). HBP - Biringer; Rollin. SB - Kennedy(5).

Arizona	ip	h	r	er	bb	so	ab	bf	np
Netz, Devyn	7.0	4	0	0	1	6	25	27	93

Arizona State	ip	h	r	er	bb	so	ab	bf	np
Osborne, Mac	3.2	4	4	1	2	5	17	20	70
Brown, Kenzie	2.1	2	2	2	2	3	9	11	44
Jones, Deborah	1.0	4	3	2	1	1	7	8	35

Win - Netz (8-5). Loss - Osborne (3-3). Save - None.
HBP - by Osborne (Biringer); by Netz (Rollin). PB - Kinch 2(4). Inherited runners/scored: Brown 1/1; Jones 1/1.
Pitches/strikes: Netz 93/64; Osborne 70/46; Brown 44/24; Jones 35/21.

Umpires - HP: Calvin Walker 1B: Rick Cowan 3B: Fred Barker
Start: 7:05 pm Time: 2:23 Attendance: 2045
Weather: 72, Clear
Brown faced 1 batter in the 7th.

GAME 23 [3/11] » #17 ARIZONA 11, #22 ASU 0 [6 INN.]

Arizona 11 (17-6,2-0 Pac-12)

Player	ab	r	h	rbi	bb	so	po	a	lob
Perezchica, Jasmine cf	2	3	2	2	2	0	2	0	0
Biringer, Blaise 3b	4	0	0	0	0	0	0	0	0
Scupin, Carlie 1b	3	1	2	3	0	0	3	0	0
Blanchard, Ali pr	0	1	0	0	0	0	0	0	0
DiNardo, Olivia dp	4	1	1	1	0	1	0	0	2
Skaggs, Allie 2b	2	1	1	4	2	0	2	0	0
Pacho, Izzy c	4	0	1	0	0	0	4	0	1
Cole, Logan pr	0	0	0	0	0	0	0	0	0
Carroll, Sophia ss	4	1	1	0	0	1	3	2	0
Dimler, Paige rf	3	0	0	0	0	1	1	0	2
Kennedy, Dakota lf	2	3	2	0	1	0	3	0	0
Silva, Aissa p	0	0	0	0	0	0	0	1	0
Hardy, Brianna p	0	0	0	0	0	0	0	0	0
Totals	28	11	10	10	5	3	18	3	5

Arizona State 0 (15-5,0-2 Pac-12)

Player	ab	r	h	rbi	bb	so	po	a	lob
Acuna, Yannira cf	1	0	0	0	0	0	1	0	0
Milius, Alexa 3b	3	0	1	0	0	0	0	0	1
Rollin, Jazmyn 2b/dp	3	0	0	0	0	0	0	1	0
VanHook, Jordyn 1b	2	0	0	0	1	0	6	1	0
Harper, Makenna lf	3	0	1	0	0	1	2	0	0
Cazares, Emily dp	1	0	0	0	1	0	0	0	1
Price, Savannah 2b	1	0	0	0	0	1	0	2	3
Hill, Jazmine rf	1	0	0	0	0	1	0	0	1
Acuna,Yannixa ph	1	0	0	0	0	0	0	0	0
Boccagno, Gianna c	1	0	0	0	1	0	3	0	0
Lissy, Kayla ss	2	0	0	0	0	1	6	2	0
Schuld, Marissa p	0	0	0	0	0	0	0	0	0
Brown, Kenzie p	0	0	0	0	0	0	0	1	0
Jones, Deborah p	0	0	0	0	0	0	0	0	0
Totals	19	0	2	0	3	4	18	7	6

Score by Innings	1	2	3	4	5	6	R	H	E
Arizona	2	3	0	1	0	5	**11**	**10**	**0**
Arizona State	0	0	0	0	0	0	**0**	**2**	**2**

E - Hill(4); Brown(1). DP - Wildcats 1. LOB - Wildcats 5; Sun Devils 6. 2B - Perezchica(1); Kennedy(2). HR - Scupin(8); Skaggs(5). HBP - Scupin; Acuna,Yanni 2.

Arizona	ip	h	r	er	bb	so	ab	bf	np
Silva, Aissa	5.1	2	0	0	3	2	17	22	106
Hardy, Brianna	0.2	0	0	0	0	2	2	2	8

Arizona State	ip	h	r	er	bb	so	ab	bf	np
Schuld, Marissa	1.1	5	5	5	5	1	2	9	10	39
Brown, Kenzie	4.0	5	6	5	4	0	17	22	83
Jones, Deborah	0.2	0	0	0	0	1	2	2	10

Win - Silva (2-0). Loss - Schuld (2-1). Save - None.
HBP - by Silva (Acuna,Yanni); by Brown (Scupin); by Silva (Acuna,Yanni). PB - Boccagno(3). Inherited runners/scored: Hardy 3/0; Brown 1/1. Pitches/strikes: Silva 106/62; Hardy 8/6; Schuld 39/25; Brown 83/44; Jones 10/6.

Umpires - HP: Fred Baker 1B: Calvin Walker 3B: Rick Cowan
Start: 5:05 pm Time: 2:20 Attendance: 2134

GAME 24 [3/12] » #22 ASU 3, #17 ARIZONA 3

Arizona 3 (17-7,2-1 Pac-12)

Player	ab	r	h	rbi	bb	so	po	a	lob
Perezchica, Jasmine cf	3	1	1	0	1	0	1	0	0
Biringer, Blaise 3b	5	0	1	0	0	0	3	1	1
Scupin, Carlie 1b	4	1	2	1	0	0	4	1	2
Cole, Logan pr	0	0	0	0	0	0	0	0	0
DiNardo, Olivia dp	2	1	1	0	2	0	0	0	0
Skaggs, Allie 2b	1	0	1	1	3	0	1	1	0
Netz, Devyn p	1	0	0	0	0	0	0	0	0
Dimler, Paige rf	2	0	1	0	0	0	0	0	0
Pacho, Izzy c	4	0	2	1	0	0	8	0	3
Carroll, Sophia ss	3	0	0	0	1	0	0	0	5
Kennedy, Dakota lf	4	0	1	0	0	1	0	0	3
Biehl, Tayler rf	0	0	0	0	0	0	1	0	0
Hardy, Brianna p	0	0	0	0	0	0	0	0	0
Somerndike, Sydney p	0	0	0	0	0	0	0	0	0
Totals	29	3	10	3	7	1	18	3	14

Arizona State 4 (16-5,1-2 Pac-12)

Player	ab	r	h	rbi	bb	so	po	a	lob
Acuna, Yannira cf	4	1	1	0	0	2	1	0	2
Milius, Alexa 3b/dp	2	0	0	0	0	0	0	1	0
Rollin, Jazmyn 2b	2	2	2	2	0	0	2	2	0
VanHook, Jordyn 1b	3	1	2	2	0	0	6	0	1
Harper, Makenna lf	3	0	0	0	0	2	2	0	0
Cazares, Emily dp	2	0	0	0	0	1	0	0	0
Price, Savannah 3b	1	0	0	0	0	1	3	1	1
Cunningham, Shannon rf	2	0	1	0	1	0	1	0	0
Hill, Jazmine rf	0	0	0	0	0	0	0	0	0
Boccagno, Gianna c	1	0	0	0	1	1	1	1	0
Acuna,Yannixa ph	1	0	1	0	0	0	0	0	0
Lissy, Kayla ss	2	0	0	0	0	1	4	1	2
Nicholson, Taylor ph	1	0	0	0	0	0	0	0	0
Magee, Kylee p	0	0	0	0	0	0	1	1	0
Schuld, Marissa p	0	0	0	0	0	0	0	1	0
Totals	24	4	7	4	2	8	21	8	6

Score by Innings	1	2	3	4	5	6	7	R	H	E
Arizona	2	0	0	0	0	1	0	**3**	**10**	**0**
Arizona State	0	0	3	0	1	0	X	**4**	**7**	**1**

E - Price(3). LOB - Wildcats 14; Sun Devils 6. 2B - Cunningham(3). HR - Scupin(9); Rollin(5); VanHook(14). HBP - Netz; Rollin. SH - Perezchica(1); Milius(2). SB - Cunningham(1).

Arizona	ip	h	r	er	bb	so	ab	bf	np
Netz, Devyn	2.1	4	3	3	1	2	10	13	45
Hardy, Brianna	0.2	0	0	0	0	1	2	2	9
Somerndike, Sydney	3.0	3	1	1	1	5	12	13	53

Arizona State	ip	h	r	er	bb	so	ab	bf	np
Magee, Kylee	5.0	7	3	3	6	1	20	28	110
Schuld, Marissa	2.0	3	0	0	1	0	9	10	45

Win - Magee (2-0). Loss - Netz (8-6). Save - Schuld (4).
HBP - by Magee (Netz); by Netz (Rollin). Inherited runners/scored: Schuld 1/1. Pitches/strikes: Netz 45/23; Hardy 9/5; Somerndike 53/30; Magee 110/54; Schuld 45/27.

Umpires - HP: Calvin Walker 1B: Fred Baker 3B: Rick Cowan
Start: 2:05 pm Time: 2:38 Attendance: 2105
Weather: 75, Sunny
Magee faced 1 batter in the 6th.

GAME 25 [3/15] » #17 ARIZONA 10, NMSU 0 [5 INN.]

New Mexico State 0 (11-8)

Player	ab	r	h	rbi	bb	so	po	a	lob	avg
Jillian Taylor cf	2	0	0	0	0	1	4	0	0	.321
Kendal Lunar c	2	0	1	0	0	0	3	1	1	.381
Kayla Bowen 1b	2	0	0	0	0	2	1	0	0	.288
Hannah Lindsay dh	2	0	0	0	0	1	0	0	1	.238
Riley Carley lf	2	0	0	0	0	1	0	0	0	.269
Kaylin Jackson rf	2	0	0	0	0	1	1	0	0	.233
Paige Knight 3b	2	0	0	0	0	0	0	0	0	.273
Kristen Boyd 2b	2	0	1	0	0	1	1	1	0	.303
Jayleen Burton ss	1	0	0	0	0	0	2	1	0	.316
Jordin King p	0	0	0	0	0	0	0	0	0	-
Laurali Patane p	0	0	0	0	0	0	0	1	0	-
Felicia De La Torre p	0	0	0	0	0	0	0	0	0	-
Ana Rodriguez p	0	0	0	0	0	0	0	0	0	-
Totals	17	0	2	0	0	7	12	4	2	

Arizona 10 (18-7)

Player	ab	r	h	rbi	bb	so	po	a	lob	avg
Perezchica, Jasmine cf	3	1	3	0	0	0	1	0	0	.542
Biringer, Blaise 3b	2	0	1	0	1	0	3	2	0	.375
Scupin, Carlie 1b	2	1	0	0	1	1	1	0	1	.342
Skaggs, Allie 2b	3	1	1	3	0	1	2	0	2	.375
DiNardo, Olivia dh	3	0	2	0	0	0	0	0	0	.508
Pacho, Izzy c	2	0	0	0	0	0	7	0	0	.304
Ashner, Ali ph	1	0	1	0	0	0	0	0	0	.429
Cole, Logan pr	0	1	0	0	0	0	0	0	0	.000
Kennedy, Dakota lf	3	1	1	1	0	0	0	0	1	.310
Carroll, Sophia ss	1	1	0	0	0	0	1	0	0	.240
Netz, Devyn ph	1	1	1	3	0	0	0	0	0	.347
Dimler, Paige rf	2	2	2	3	0	0	0	0	0	.386
Somerndike, Sydney p	0	0	0	0	0	0	0	0	0	-
Blanchard, Ali p	0	1	0	0	0	0	0	0	0	-
Totals	23	10	12	10	2	2	15	2	4	

Score by Innings	1	2	3	4	5	R	H	E
New Mexico State	0	0	0	0	0	**0**	**2**	**0**
Arizona	3	2	0	1	4	**10**	**12**	**0**

LOB - NMSU 2; ARIZ 4. 2B - Perezchica(2); DiNardo 2(8). HR - Skaggs(6); Netz(7); Dimler 2(3). HBP - Carroll, S.. CS - Biringer(1).

New Mexico State	ip	h	r	er	bb	so	ab	bf	np	era
Jordin King	1.1	4	5	5	1	0	7	9	45	8.40
Laurali Patane	2.0	4	1	1	0	2	10	10	43	5.73
Felicia De La Torre	0.2	3	3	3	1	0	5	6	20	11.38
Ana Rodriguez	0.0	1	1	1	0	0	1	1	5	12.25

Arizona	ip	h	r	er	bb	so	ab	bf	np	era
Somerndike, Sydney	4.0	2	0	0	0	6	14	14	67	1.87
Blanchard, Ali	1.0	0	0	0	0	1	3	3	11	4.34

Win - Somerndike (4-1). Loss - J. King (1-1). Save - None.
WP - J. King(2); De La Torre 2(3). HBP - by J. King (Carroll, S.). Pitches/strikes: J. King 45/27; L. Patane 43/25; De La Torre 20/10; A. Rodriguez 5/3; Somerndike 67/51; Blanchard 11/8.

Umpires - HP: Steve Wilson 1B: Mark Korras 3B: Mike Bartling
Start: 4:00 PM Time: 1:50 Attendance:
Weather: 65 degrees, cloudy

GAME 26 [3/15] » #17 ARIZONA 9, NMSU 1 [5 INN.]

New Mexico State 1 (11-9)

Player	ab	r	h	rbi	bb	so	po	a	lob	avg
Jillian Taylor cf	3	0	0	0	0	1	0	0	2	.300
Kendal Lunar dh	3	0	0	0	0	0	0	0	0	.326
Kayla Bowen 1b	2	0	1	0	0	0	1	0	0	.311
Riley Carley rf	2	0	0	0	0	0	0	0	1	.259
Hannah Lindsay c	1	0	0	0	1	0	4	0	0	.238
Savannah Bejarano pr	0	1	0	0	0	0	0	0	0	.000
Paige Knight 3b	2	0	1	0	0	0	0	2	0	.298
Kristen Boyd 2b	1	0	0	0	0	0	4	0	0	.273
Ana Rodriguez ph	0	0	0	0	1	0	0	0	0	-
Gabby Aragon lf	2	0	0	0	0	2	2	0	1	.233
Jayleen Burton ss	2	0	0	0	0	0	1	1	0	.293
Aydenne Brown p	0	0	0	0	0	0	0	0	0	-
Emily Dix p	0	0	0	0	0	0	0	0	0	-
Totals	18	1	2	0	2	3	12	3	4	

Arizona 9 (19-7)

Player	ab	r	h	rbi	bb	so	po	a	lob	avg
Perezchica, Jasmine cf	3	2	2	0	0	0	0	0	0	.529
Biringer, Blaise 3b	1	1	0	0	2	0	0	2	0	.363
Scupin, Carlie 1b	1	1	0	1	0	0	1	0	0	.342
Biehl, Tayler 1b	1	0	1	0	0	0	7	0	0	.381
Skaggs, Allie 2b	3	0	2	3	0	0	2	1	0	.400
DiNardo, Olivia dh	3	0	1	1	0	1	0	0	1	.485
Kennedy, Dakota lf	3	1	1	0	0	1	0	0	2	.311
Dimler, Paige rf	1	2	0	0	1	1	0	0	2	.351
Pacho, Izzy c	2	1	1	3	0	0	3	0	0	.328
Carroll, Sophia ss	1	1	0	0	1	1	2	3	0	.231
Blanchard, Ali p	0	0	0	0	0	0	0	0	0	-
Hardy, Brianna p	0	0	0	0	0	0	0	0	0	-
Totals	19	9	8	8	4	4	15	6	5	

Score by Innings	1	2	3	4	5	R	H	E
New Mexico State	0	1	0	0	0	**1**	**2**	**1**
Arizona	1	5	0	0	3	**9**	**8**	**1**

E - A. Brown; Blanchard. LOB - NMSU 4; ARIZ 5. 2B - Skaggs 2. HR - Pacho. HBP - Scupin; Dimler. SH - Pacho.

New Mexico State	ip	h	r	er	bb	so	ab	bf	np	era
Aydenne Brown	1.1	3	5	5	3	1	6	11	24	4.29
Emily Dix	2.2	5	4	4	1	3	13	15	58	5.91

Arizona	ip	h	r	er	bb	so	ab	bf	np	era
Blanchard, Ali	4.0	2	1	0	2	2	15	17	68	3.19
Hardy, Brianna	1.0	0	0	0	0	1	3	3	9	0.81

Win - Blanchard (5-0). Loss - A. Brown (6-3). Save - None.
HBP - by A. Brown (Dimler); by E. Dix (Scupin). PB - H. Lindsay. Pitches/strikes: A. Brown 24/14; E. Dix 58/36; Blanchard 68/41; Hardy 9/7.

Umpires - HP: Mark Korras 1B: Mike Bartling 3B: Steve Wilson
Start: 6:15 PM Time: 2:25 Attendance: 2698
Weather: 64 degrees, rainy

GAME 27 [3/17] » UTAH 8, #17 ARIZONA 3

Utah 8 (20-4,4-0 Pac-12)

Player	ab	r	h	rbi	bb	so	po	a	lob	avg
Denning, Haley lf	4	1	1	0	0	0	3	0	2	.429
Capobianco, Emily ph	1	0	1	0	0	0	0	0	0	.500
Belarde, Aliya 2b	4	1	1	0	0	0	1	0	2	.437
Bonstrom, Ellessa 1b	3	2	2	3	0	0	3	0	1	.403
Jimenez, Julia 3b	4	0	2	1	0	1	3	1	1	.400
White, Hailee pr	0	0	0	0	0	0	0	0	0	.500
Jacquez, Sophie rf	4	1	2	2	0	0	1	0	0	.415
Ortiz, Shelbi rf	0	0	0	0	0	0	0	0	0	.571
Nelsen, Kaylah dh	3	0	0	0	0	1	0	0	0	.231
Lundberg, Kendall c	4	1	2	1	0	1	6	0	3	.289
Bennett, Stella pr	0	0	0	0	0	0	0	0	0	.167
Dayton, Abby cf	3	0	1	0	0	0	1	2	0	0	.259
Espinosa, Elicia ph	1	0	1	0	0	0	0	0	0	.667
Davison, Karlie ss	4	2	2	1	0	0	2	2	0	.221
Lopez, Mariah p	0	0	0	0	0	0	0	0	0	-
Totals	35	8	15	8	0	4	21	3	9	

Arizona 3 (19-8,2-2 Pac-12)

Player	ab	r	h	rbi	bb	so	po	a	lob	avg
Perezchica, Jasmine cf	2	0	0	0	1	1	1	0	0	.481
Biringer, Blaise 3b	3	0	0	0	0	0	0	1	0	.341
Skaggs, Allie 2b	3	1	1	1	0	0	4	2	0	.385
DiNardo, Olivia dh	3	0	0	0	0	2	0	0	1	.451
Netz, Devyn p	3	1	2	1	0	0	4	1	0	.370
Pacho, Izzy c	3	0	0	0	0	1	5	0	0	.290
Kennedy, Dakota lf	2	1	1	1	1	0	0	0	0	.323
Dimler, Paige rf	3	0	0	0	0	1	0	0	1	.323
Biehl, Tayler 1b	2	0	0	0	0	1	6	4	0	.333
Carroll, Sophia ss	0	0	0	0	0	0	1	1	0	.240
Hardy, Brianna p	0	0	0	0	0	0	0	0	0	-
Somerndike, Sydney p	0	0	0	0	0	0	0	0	0	-
Totals	24	3	4	3	2	6	21	9	2	

Score by Innings	1	2	3	4	5	6	7	R	H	E
Utah	2	1	0	2	1	1	1	**8**	**15**	**0**
Arizona	0	0	0	1	0	1	1	**3**	**4**	**1**

E - Biringer(5). DP - UTAH 1; ARIZ 1. LOB - UTAH 9; ARIZ 2. 2B - BELARDE(6); Netz(1). HR - BONSTROM(7); JACQUEZ(1); LUNDBERG(2); DAVISON(4); Skaggs(7); Netz(8); Kennedy(2). HBP - BONSTROM; NELSEN. SH - BELARDE(1). SB - BONSTROM(12).

Utah	ip	h	r	er	bb	so	ab	bf	np	era
Lopez, Mariah	7.0	4	3	3	2	6	24	26	118	2.04

Arizona	ip	h	r	er	bb	so	ab	bf	np	era
Netz, Devyn	3.1	7	5	3	0	3	16	19	68	2.48
Hardy, Brianna	1.0	4	1	1	0	0	7	7	14	2.17
Somerndike, Sydney	2.2	4	2	2	0	1	12	12	35	2.60

Win - LOPEZ (8-2). Loss - Netz (8-7). Save - None.
WP - Netz(5). HBP - by Netz (BONSTROM); by Netz (NELSEN). Pitches/strikes: LOPEZ 118/72; Netz 68/47; Hardy 14/10; Somerndike 35/27.

Umpires - HP: Jim Bertuzzi 1B: Brett Higgins 3B: Mark Korras
Start: 6:05 PM Time: 2:25 Attendance: 2611
Weather: 65 degrees, sunny

GAME 28 [3/18] » #17 ARIZONA 10, UTAH 9 [9 INN.]

Utah 9 (20-5,4-1 Pac-12)

Player	ab	r	h	rbi	bb	so	po	a	lob
Denning, Haley lf	5	1	0	0	0	0	1	0	1
Belarde, Aliya 2b	5	1	4	1	0	0	1	3	0
Bonstrom, Ellessa 1b	4	0	0	0	0	0	8	0	2
Jimenez, Julia 3b	4	0	1	0	1	0	1	3	1
Gasper, Jordyn pr	0	1	0	0	0	0	0	0	0
Jacquez, Sophie rf/dh	5	2	1	2	0	0	0	0	1
Nelsen, Kaylah dh	2	0	0	0	0	0	0	0	0
Ortiz, Shelbi rf	2	2	2	3	0	0	1	1	0
Davison, Karlie ss	5	0	0	0	0	2	1	2	1
Dayton, Abby cf	4	2	3	2	0	0	0	0	0
Doyle, Chloe c	3	0	1	0	0	1	11	1	1
Capobianco, Emily ph	1	0	1	1	0	0	0	0	0
White, Hailee pr	0	0	0	0	0	0	0	0	0
Lundberg, Kendall c	0	0	0	0	0	0	0	0	0
Sandez, Sydney p	0	0	0	0	0	0	0	1	0
Ladd, Sarah p	0	0	0	0	0	0	0	0	0
Lopez, Mariah p	0	0	0	0	0	0	0	0	0
Totals	40	9	13	9	1	3	24	11	7

Arizona 10 (20-8,3-2 Pac-12)

Player	ab	r	h	rbi	bb	so	po	a	lob
Perezchica, Jasmine cf	3	3	2	0	3	1	4	0	0
Biringer, Blaise 3b	5	0	0	0	1	2	3	0	2
Skaggs, Allie 2b	2	1	0	1	4	1	4	2	0
Netz, Devyn 1b/p	5	0	2	2	0	0	5	1	1
Blanchard, Ali pr	0	1	0	0	0	0	0	0	0
DiNardo, Olivia dh	5	0	3	2	0	2	0	0	0
Dimler, Paige pr	0	1	0	0	0	0	0	0	0
Kennedy, Dakota lf	5	1	2	0	0	1	1	0	3
Pacho, Izzy c	1	1	1	0	2	0	4	1	0
Carroll, Sophia ss	5	1	1	3	0	1	0	5	2
Biehl, Tayler rf/1b	3	1	0	0	1	2	5	0	0
Ashner, Ali ph	1	0	0	0	0	1	0	0	2
Silva, Aissa p/pr	0	0	0	0	0	0	0	0	0
Cole, Logan rf	0	0	0	0	0	0	1	0	0
Totals	35	10	11	8	11	11	27	9	14

Score by Innings	1	2	3	4	5	6	7	8	9	R	H	E
Utah	0	0	0	0	2	0	2	2	3	**9**	**13**	**3**
Arizona	1	0	0	0	0	0	3	2	4	**10**	**11**	**1**

Note: None out, 3 runners LOB when the game ended.

E - DAVISON(5); SANDEZ 2(4); Carroll, S.(3). DP - UTAH 1. LOB - UTAH 7; ARIZ 14. 2B - BELARDE(8); CAPOBIANCO(2); Netz(3); Kennedy(4). HR - JACQUEZ(3); ORTIZ(2); Carroll, S.(3). HBP - ORTIZ; Pacho 2. SH - BONSTROM(2). SB - DENNING(24); BELARDE(12); JACQUEZ(3); ORTIZ(8); Perezchica(5).

Utah	ip	h	r	er	bb	so	ab	bf	np
Sandez, Sydney	6.2	6	4	2	8	11	27	36	157
Ladd, Sarah	1.1	4	3	3	2	0	7	9	48
Lopez, Mariah	0.0	1	3	2	1	0	1	3	9

Arizona	ip	h	r	er	bb	so	ab	bf	np
Silva, Aissa	6.2	9	4	4	0	1	28	29	85
Netz, Devyn	2.1	4	5	2	1	2	12	14	48

Win - Netz (9-7). Loss - SANDEZ (10-2). Save - None.
WP - SANDEZ(2). HBP - by SANDEZ (Pacho); by Netz (ORTIZ); by LOPEZ (Pacho). PB - DOYLE(2). Pitches/strikes: SANDEZ 157/79; LADD 48/26; LOPEZ 9/2; Silva 85/49; Netz 48/33.

Umpires - HP: Brett Higgins 1B: Mark Korras 3B: Jim Bertuzzi
Start: 2:05 PM Time: 3:35 Attendance: 2549
Weather: 69 degrees, mostly sunny
LADD faced 1 batter in the 9th.
LOPEZ faced 3 batters in the 9th.
SANDEZ faced 3 batters in the 9th.

GAME 29 [3/19] » UTAH 13, #17 ARIZONA 11

Utah 13 (21-5,5-1 Pac-12)

Player	ab	r	h	rbi	bb	so	po	a	lob	avg
Denning, Haley lf	4	1	1	0	0	0	3	0	0	.378
Belarde, Aliya 2b	4	2	1	0	1	0	2	5	0	.465
Bonstrom, Ellessa 1b	2	3	2	2	1	0	9	0	0	.382
Jimenez, Julia 3b	5	1	2	1	0	0	0	0	0	.381
Gasper, Jordyn pr	0	0	0	0	0	0	0	0	0	.279
Jacquez, Sophie dh	3	2	2	2	1	0	0	0	0	.403
Ortiz, Shelbi rf	3	1	1	2	1	0	0	0	0	.588
Dayton, Abby cf	3	1	2	4	1	0	2	0	0	.421
Lundberg, Kendall c	3	0	1	0	0	0	4	0	1	.275
White, Hailee pr	0	1	0	0	0	0	0	0	0	.500
Doyle, Chloe c	0	0	0	0	0	0	0	0	0	.179
Espinosa, Elicia ph	1	0	0	0	0	1	0	0	3	.429
Davison, Karlie ss	2	1	0	0	1	1	1	3	1	.167
Capobianco, Emily ph	1	0	0	0	0	0	0	0	0	.444
Lopez, Mariah p	0	0	0	0	0	0	0	0	0	-
Sandez, Sydney p	0	0	0	0	0	0	0	1	0	-
Morris, Halle p	0	0	0	0	0	0	0	1	0	.083
Totals	31	13	12	11	6	2	21	10	6	

Arizona 11 (20-9,3-3 Pac-12)

Player	ab	r	h	rbi	bb	so	po	a	lob	avg
Perezchica, Jasmine cf	5	2	3	1	0	1	3	0	3	.530
Biringer, Blaise 3b	3	2	2	1	1	0	4	3	0	.337
Skaggs, Allie 2b	3	2	2	3	1	0	2	0	0	.388
Netz, Devyn 1b	4	1	1	2	0	0	1	1	0	.348
DiNardo, Olivia dh	4	1	1	0	0	0	0	0	0	.465
Kennedy, Dakota lf	4	1	2	4	0	0	1	0	2	.346
Pacho, Izzy c	3	0	1	0	1	1	2	1	0	.328
Carroll, Sophia ss	4	1	1	0	0	0	3	2	0	.233
Biehl, Tayler rf	3	1	1	0	0	2	4	0	0	.309
Dimler, Paige ph	0	0	0	0	1	0	0	0	0	.339
Blanchard, Ali p	0	0	0	0	0	0	0	0	0	-
Cole, Logan rf	0	0	0	0	0	0	1	0	0	.000
Silva, Aissa p	0	0	0	0	0	0	0	0	0	-
Somerndike, Sydney p	0	0	0	0	0	0	0	0	0	-
Hardy, Brianna p	0	0	0	0	0	0	0	0	0	-
Ashner, Ali rf	0	0	0	0	0	0	0	0	0	.250
Totals	33	11	14	11	4	4	21	7	5	

Score by Innings	1	2	3	4	5	6	7	R	H	E
Utah	1	0	4	0	5	1	2	**13**	**12**	**2**
Arizona	4	3	0	4	0	0	0	**11**	**14**	**1**

E - JIMENEZ(6); DAYTON(1); Pacho(1). DP - UTAH 2. LOB - UTAH 6; ARIZ 5. 2B - BONSTROM(6); JIMENEZ(6); DAYTON 2(2); Skaggs(10). HR - BONSTROM(8); Netz(9); Kennedy(3). HBP - BONSTROM 2. SH - DENNING(3). SB - BELARDE(13); WHITE(6); Kennedy(6).

Utah	ip	h	r	er	bb	so	ab	bf	np	era
Lopez, Mariah	1.0	5	6	6	1	1	8	9	48	3.48
Sandez, Sydney	3.0	9	5	4	3	2	17	20	86	2.48
Morris, Halle	3.0	0	0	0	0	1	8	8	38	1.50

Arizona	ip	h	r	er	bb	so	ab	bf	np	era
Blanchard, Ali	1.0	1	1	1	3	0	3	6	30	4.03
Netz, Devyn	4.0	7	8	8	1	1	18	21	64	3.64
Silva, Aissa	1.0	2	2	1	0	0	5	5	21	2.82
Somerndike, Sydney	0.1	2	1	1	0	0	3	4	10	2.76
Hardy, Brianna	0.2	0	1	1	2	1	2	4	19	2.80

Win - MORRIS (1-1). Loss - Hardy (0-1). Save - None.
WP - Silva(1); Hardy(2). HBP - by Netz (BONSTROM); by Somerndike (BONSTROM). PB - LUNDBERG(1). Pitches/strikes: LOPEZ 48/28; SANDEZ 86/49; MORRIS 38/23; Blanchard 30/10; Netz 64/48; Silva 21/12; Somerndike 10/6; Hardy 19/6.

Umpires - HP: Mark Korras 1B: Jim Bertuzzi 3B: Brett Higgins
Start: 11:05 AM Time: 3:25 Attendance: 2477
Weather: 62 degrees, partly cloudy



#00 SOPHIA CARROLL
Jr. • 5-10 • INF
Phoenix, Ariz.

#2 TAYLER BIEHL
Fr. • 5-7 • INF
Folsom, Calif.

#3 AISSA SILVA
Fr. • 5-7 • P
Tucson, Ariz.

#4 DAKOTA KENNEDY
Fr. • 5-8 • OF
Sacramento, Calif.

#6 ALI ASHNER
Jr. • 5-6 • OF
Chandler, Ariz.

#9 ALLIE SKAGGS
Jr. • 5-8 • UTL
Louisville, Ky.



#11 BREEZY HARDY
Sr. • 5-5 • P
Sierra Vista, Ariz.

#12 SYDNEY SOMERNDIKE
Fr. • 5-7 • P
Villa Park, Calif.

#15 IZZY PACHO
RS Sr. • 5-5 • C/INF
Tucson, Ariz.

#17 ALI BLANCHARD
Sr. • 5-9 • P
Lincoln, R.I.

#20 CARLIE SCUPIN
Jr. • 6-0 • INF
Tucson, Ariz.

#21 JASMINE PEREZCHICA
Jr. • 5-7 • OF
La Quinta, Calif.

#22 PAIGE DIMLER
So. • 5-11 • OF
Vista, Calif.

#23 LOGAN COLE
Fr. • 5-4 • INF
Marana, Ariz.

#24 KAIAH ALTMEYER
Fr. • 5-9 • UTL
San Diego, Calif.

#26 OLIVIA DINARDO
Fr. • 5-8 • C/1B
San Mateo, Calif.

#30 BLAISE BIRINGER
Jr. • 5-6 • INF
Nogales, Ariz.

#34 DEVYN NETZ
Jr. • 5-9 • P/INF
Sierra Madre, Calif.

25 WOMEN'S COLLEGE WORLD SERIES APPEARANCES • 35 CONSECUTIVE NCAA TOURNAMENT APPEARANCES • 110 ALL-AMERICA HONORS