



ARIZONA BASKETBALL™

OFFICIAL GAME NOTES

2021-22 SCHEDULE

| DATE | OPPONENT | TIME (MST) | TV |
|--------|-------------------------------|------------|-----------|
| 11.9 | Northern Arizona | | W, 81-52 |
| 11.12 | UT Rio Grande Valley | | W, 104-50 |
| 11.16 | North Dakota State ^ | | W, 97-45 |
| 11.19 | vs. Wichita State # | | W, 82-78 |
| 11.21 | vs. #4 Michigan # | | W, 80-62 |
| 11.27 | Sacramento State | | W, 105-59 |
| 12.5 | at Oregon State* | | W, 90-65 |
| 12.8 | Wyoming | | W, 94-65 |
| 12.11 | at (rv/rv) Illinois | | W, 83-79 |
| 12.15 | Northern Colorado | | W, 101-76 |
| 12.18 | California Baptist | | W, 84-60 |
| 12.22 | at #19 Tennessee | | L, 73-77 |
| 1.3 | Washington* | | W, 95-79 |
| 1.13 | Colorado* | | W, 76-55 |
| 1.15 | Utah* | | W, 82-64 |
| 1.20 | at Stanford* | | W, 85-57 |
| 1.23 | at California* | | W, 96-71 |
| 1.25 | at #7 UCLA* | | L, 59-75 |
| 1.29 | Arizona State* | | W, 67-56 |
| 2.3 | #3 UCLA* | | W, 76-66 |
| 2.5 | #19 USC* | | W, 72-63 |
| 2.7 | at Arizona State* | | W, 91-79 |
| 2.10 | at Washington State* | 7:00pm | FS1 |
| 2.12 | at Washington* | 4:00pm | Pac-12 |
| 2.17 | Oregon State* | 5:30pm | Pac-12 |
| 2.19 | Oregon* | 8:00pm | ESPN/2 |
| 2.24 | at Utah* | 9:00pm | FS1 |
| 2.26 | at Colorado* | 6:00pm | ESPN2/U |
| 3.1 | at USC* | TBA | ESPN2/U |
| 3.3 | Stanford* | 7:00pm | ESPN2/U |
| 3.5 | California* | 3:00pm | Pac-12 |
| 3.9-12 | Pac-12 Tournament (Las Vegas) | | |

^ - part of Roman Main Event; played in Tucson

- Roman Main Event (T-Mobile Arena; Las Vegas)

* indicates Pac-12 conference game

Home games in **BOLD**

All times shown are MST

QUOTABLE

"They just have multiple ways that they can beat you. It's rare that a team has that quality of an inside game that they can go to in a half-court offense, yet be very leathal in the open court and transition with the athleticism of their wings."

Bobby Hurley
Head Coach, Arizona State



WASHINGTON STATE (14-7, 7-3) vs. #4 ARIZONA (20-2, 10-1)

Thursday, February 10, 2022



Time: 7:00 p.m. (MST)

Location: Pullman Washington | Beasley Coliseum (12,058)

Series History: Arizona leads, 68-17

TV: FS1 (Barry Tompkins & Dan Belluomini)

Radio: 1290AM & Varsity Network (Brian Jeffries & Reggie Geary)

Live Stats: ArizonaStats.com

BY THE NUMBERS

| | | |
|------------------------|--------------------------------|---------------------|
| 135 | KenPom Ranking | 3 |
| 43 / 41 | KenPom Offense/Defense Ranking | 11 / 6 |
| 136 | NET Ranking | 3 |
| Bobby Hurley | Head Coach | Tommy Lloyd |
| 153-116 (Ninth Season) | Career Record (Seasons) | 20-2 (First Season) |
| 73.1 | Points Per Game | 85.1 |
| 62.2 | Points Allowed Per Game | 65.1 |
| +4.4 | Rebounding Margin | +9.7 |
| 10.8 | Assists Per Game | 20.1 |
| .426 | Field Goal Percentage | .484 |
| .394 | Field Goal Percentage Defense | .370 |

NOTABLES

- The Wildcats have a 5-2 record in true road games this season and a 7-2 mark in games away from the McKale Center. The two losses were at #19 Tennessee and #12 UCLA.
- Since 2011-12, Arizona has 11 Pac-12 road wins by 25+; the rest of the conference has 11.
- First-time head coach **Tommy Lloyd** joined an elite list following the win at Arizona State on Monday, improving to 20-2 in his first 22 games ever as a head coach. Only Bill Guthridge (UNC) and Jamie Dixon (PITT) posted a better record in their first-ever season as head coach at a major college over the last 25 seasons.
- In 9 games away from McKale Center this year, Arizona is holding opponents to 39.3% shooting from the floor. Conversely, Arizona is shooting 46.2% away from home this year.
- It took double overtime last year in Pullman, but the Wildcats extended their winning streak at Beasley Coliseum to nine games with an 86-82 win. In those nine games, Arizona is outscoring WSU by 14.4 points per game.
- Among the top 10 teams in the NET, only Villanova (7) and Auburn (7) have more true road wins than Arizona (5).
- UA has had 20 or more assists in 14 games this season.
- UA leads the nation** in assists/gm (20.1), rebounds/gm (43.8), 2-pt FG% defense (39.7%).
- The Cats are in the top 10 nationally in the following categories: scoring margin (3rd), assist rate (2nd), field goal pct. defense (2nd), scoring offense (3rd), blocked shots/game (3rd), total assists (4th), rebound margin (4th).
- In the Pac-12, **Arizona leads the conference** in scoring, field goal percent, rebounds, field goal percent defense, assists, scoring margin and rebound margin.
- Sophomore All-American candidate **Benedict Mathurin** is on the Wooden Award Late Season Top 20 Watch List and the Top 10 for the Jerry West Shooting Guard of the Year Award. The Montreal native is 3rd in the Pac-12 in scoring (16.5), 13th in rebounding (6.0) and 6th in 3FG made/game (2.0). He had 18p (6-12 fg) and 5r at ASU on Monday.
- Junior center **Christian Koloko** is a candidate for Most Improved Player and Defensive Player of the Year in the country this season. He's averaging 12.4p, 7.3r this year compared to 5.3ppg last in just 6 more minutes per game. He has 68 blocks this year (leads Pac-12) and 128 in his career (7th in UA history). He ranks 11th in the country in blocks (3.1).
- Sophomore **Azuolas Tubelis** is this week's Pac-12 Player of the Week and one of 10 players named to the Karl Malone Power Forward Award watch list. At ASU, he posted his second double-double (19p, 13r) in a row after posting 18p, 11r against USC on Saturday. In the last 3 games, he's averaging 17p, 9r and shooting 55.6% from the field. The Lithuanian is 6th in the Pac-12 in scoring (14.6), 5th in FG% (54.8).
- Sophomore **Dalen Terry** is one of the top "Glue Guys" in the country and is averaging 10.3p, 6.3r with 13a/5to in the last three games.

(continued on page 4)



#0 • Bennedict Mathurin • G

| | MIN | PTS | REB | AST | STL | FG% | 3FG% | FT% |
|--------|------|------|-----|-----|-----|------|------|------|
| SEASON | 31.7 | 16.5 | 6.0 | 2.1 | 1.0 | .458 | .355 | .747 |
| PAC-12 | 31.9 | 15.8 | 5.4 | 2.0 | 0.8 | .439 | .339 | .681 |
| CAREER | 28.1 | 13.4 | 5.3 | 1.6 | 0.8 | .463 | .381 | .793 |



#4 • Dalen Terry • G

| | MIN | PTS | REB | AST | STL | FG% | 3FG% | FT% |
|--------|------|-----|-----|-----|-----|------|------|------|
| SEASON | 25.9 | 7.0 | 5.1 | 3.8 | 1.2 | .451 | .267 | .840 |
| PAC-12 | 27.5 | 7.3 | 5.8 | 3.9 | 1.4 | .441 | .269 | .867 |
| CAREER | 23.1 | 5.7 | 4.1 | 2.5 | 1.0 | .436 | .295 | .696 |



#10 • Azuolas Tubelis • F

| | MIN | PTS | REB | AST | STL | FG% | 3FG% | FT% |
|--------|------|------|-----|-----|-----|------|------|------|
| SEASON | 24.2 | 14.6 | 6.5 | 2.5 | 0.9 | .548 | .214 | .656 |
| PAC-12 | 22.8 | 13.4 | 6.3 | 2.1 | 0.9 | .510 | .182 | .677 |
| CAREER | 25.5 | 13.3 | 6.8 | 1.8 | 0.7 | .522 | .271 | .675 |



#25 • Kerr Kriisa • G

| | MIN | PTS | REB | AST | STL | FG% | 3FG% | FT% |
|--------|------|------|-----|-----|-----|------|------|------|
| SEASON | 29.8 | 10.6 | 2.4 | 5.0 | 0.6 | .364 | .338 | .778 |
| PAC-12 | 31.1 | 9.2 | 2.0 | 4.7 | 0.3 | .322 | .329 | .867 |
| CAREER | 27.9 | 9.2 | 1.9 | 4.2 | 0.5 | .359 | .344 | .789 |



#35 • Christian Koloko • C

| | MIN | PTS | REB | AST | BLK | FG% | 3FG% | FT% |
|--------|------|------|-----|-----|-----|------|-------|------|
| SEASON | 24.5 | 12.4 | 7.3 | 1.3 | 3.1 | .603 | (0-2) | .741 |
| PAC-12 | 25.4 | 11.9 | 7.6 | 1.3 | 2.8 | .570 | (0-1) | .733 |
| CAREER | 16.1 | 6.2 | 4.6 | 0.5 | 1.7 | .558 | (0-4) | .652 |



#3 • Pelle Larsson • G

| | MIN | PTS | REB | AST | STL | FG% | 3FG% | FT% |
|--------|------|-----|-----|-----|-----|------|------|------|
| SEASON | 20.6 | 7.4 | 3.5 | 1.8 | 0.8 | .491 | .370 | .792 |
| PAC-12 | 24.0 | 8.9 | 4.2 | 2.0 | 1.0 | .508 | .344 | .771 |
| CAREER | 23.8 | 7.8 | 3.3 | 2.3 | 0.7 | .477 | .417 | .843 |



#5 • Justin Kier • G

| | MIN | PTS | REB | AST | STL | FG% | 3FG% | FT% |
|--------|------|-----|-----|-----|-----|------|------|------|
| SEASON | 20.3 | 7.2 | 3.3 | 2.3 | 0.7 | .426 | .343 | .760 |
| PAC-12 | 20.1 | 6.1 | 3.9 | 2.5 | 0.6 | .406 | .290 | .857 |
| CAREER | 29.5 | 9.8 | 4.6 | 2.1 | 1.1 | .443 | .348 | .767 |



#11 • Oumar Ballo • G

| | MIN | PTS | REB | AST | BLK | FG% | 3FG% | FT% |
|--------|------|-----|-----|-----|-----|------|------|------|
| SEASON | 14.7 | 7.5 | 4.8 | 0.5 | 1.2 | .644 | - | .686 |
| PAC-12 | 16.1 | 8.4 | 4.6 | 0.4 | 1.2 | .705 | - | .652 |
| CAREER | 10.2 | 4.9 | 3.1 | 0.3 | 0.7 | .640 | - | .646 |



#1 • Shane Nowell • G

| | MIN | PTS | REB | AST | STL | FG% | 3FG% | FT% |
|--------|-----|-----|-----|-----|-----|------|-------|-------|
| SEASON | 3.5 | 0.8 | 1.1 | 0.4 | 0.3 | .267 | (1-5) | 1.000 |
| PAC-12 | 2.0 | 0.7 | 0.4 | 0.3 | 0.1 | .333 | (1-4) | - |
| CAREER | 3.5 | 0.8 | 1.1 | 0.4 | 0.3 | .267 | (1-5) | 1.000 |



#2 • Adama Bal • G

| | MIN | PTS | REB | AST | STL | FG% | 3FG% | FT% |
|--------|-----|-----|-----|-----|-----|------|-------|-------|
| SEASON | 3.3 | 0.9 | 0.4 | 0.5 | 0.2 | .357 | (4-9) | (0-2) |
| PAC-12 | 3.4 | 1.1 | 0.6 | 0.4 | 0.1 | .500 | (2-5) | - |
| CAREER | 3.3 | 0.9 | 0.4 | 0.5 | 0.2 | .357 | (4-9) | (0-2) |

6-6 • 210 • So. • Montreal, Canada

- Last: 18p, 5r, 3a, 1 stl in 33 min. at ASU
- 9 career games with 20+ points (2 w/ 30+ pts)
- Pac-12 Player of the Year candidate
- Midseason All-American from Sporting News
- 5 career double-doubles (last at UCLA, 1/25/22)

6-7 • 195 • So. • Phoenix, Arizona

- Last: 12p, 6r, 2a, 4 stl, 1 blk in 26 min. at ASU
- 82 assist to 31 turnovers this season (38:31 last year)
- Leads Arizona in Free Throw Pct.
- Scored in double figures 7 times this year
- Has nearly 100k followers on IG (@dalenn)

6-11 • 245 • So. • Vilnius, Lithuania

- Last: 19p, 11r, 2a, 1 stl in 30 min. at ASU
- Named Pac-12 Player of the Week (Feb. 7)
- Double-doubles last two games (USC, ASU)
- 78-146 (.534) from floor last 11 games
- 5 career double-doubles (last 2/7/22 at ASU)

6-3 • 180 • So. • Tartu, Estonia

- Last: 3p, 2a, 5a in 23 min. at ASU
- 104 astists to 52 turnovers this year
- Has made 52 3FG this year
- Made multiple 3FG in 15 of 22 games played
- First UA player w/ 10 assists in game since 2019

7-1 • 230 • Jr. • Douala, Cameroon

- Last: 10p, 7r, 2a, 1 blk in 22 min. at ASU
- 68 blocked shots this year (leads Pac-12)
- 7th in UA career blocked shots (127)
- FT% improved each season: 35% - 63% - 74%
- 5 double-doubles this season (0 first 54 career gms)

6-5 • 215 • So. • Nacka, Sweden

- Last: 14p (5-5 fg), 2r, 2a, 2 stl in 20 min at ASU
- Started at Cal, at UCLA
- Scored double figures 5 of last 8 games
- Career high 8 rebounds vs. Washington & UCLA
- Played for last year at Utah

6-4 • 195 • 6th • Grottoes, Virginia

- Last: 2p, 3r, 3a, 1 stl in 20 min at ASU
- Season-high 14 points vs. Colorado
- Suffered sprained wrist at Cal but played at UCLA
- Played in 155 career games (121 starts); 1,516 points
- 4 seasons at George Mason; Last year at Georgia

7-0 • 260 • R-So. • Koulikoro, Mali

- Last: 13p, 10r in 21 min at ASU
- 29 of 41 FG & 29 of 42 FT over last 9 games
- Career high 21 pts in 22 min at Stanford
- 2 double-doubles in career; both this year
- Last 2 seasons at Gonzaga (redshirt 2019-20)

6-6 • 210 • Fr. • Seattle, Washington

- Last: 1 assist in 2 min. at ASU
- Played a total of 52 minutes this season
- Grabbed 15 rebounds total for the year
- Made first career 3FG at Cal
- Brother, Jaylen, was Pac-12 POY in 2019

6-6 • 190 • Fr. • Le Mans, France

- Last: Played 2 min. at ASU
- Has played a total of 50 minutes this year
- Career-high 5p in 10 min. at Cal
- Scored 9 points and has 7 assists
- Had not been to the U.S. until Aug.

QUICK FACTS

UNIVERSITY INFORMATION

Location..... Tucson, Ariz.
Enrollment.....47,300
Founded.....1885
Nickname.....Wildcats
Colors.....Cardinal & Navy
President.....Dr. Robert Robbins
Athletic Director.....Dave Heeke
Faculty Athletics Rep......Ricardo Valerdi
Conference.....Pac-12
Arena.....McKale Center (1973)
Capacity.....14,644
Web Site.....arizonawildcats.com

TEAM INFORMATION

2020-21 Overall Record.....17-9
2020-21 Pac-12 Record.....11-9
2020-21 Pac-12 Finish.....5th
2020-21 Final Ranking.....NR (AP) / NR (USA Today)
2021 Postseason.....None*
Starters R/L.....3/2
Letterwinners R/L.....8/7

* - University of Arizona self-imposed a postseason ban

Key Returners (UA career stats)

Azuolas Tubelis.....12.2ppg, 7.1rpg, 50%FG, 16 blk
 Benedict Mathurin 10.8ppg, 4.8rpg, 41.8% 3FG, 18 stl
 Christian Koloko 54g, 50.6%FG, 3.7ppg, 3.6rpg 1.1 bpg
 Kerr Kriisa.....8 games, 5.5 ppg, 2.4 apg, 36.8% 3FG
 Dalen Terry.....4.6ppg, 3.2rpg, 38a, 19stl, 10blk

Newcomers

Shane Nowell.....Fr., G, 6-6, 210, Seattle, Wash.
 Adama Bal.....Fr., G, 6-6, 190, Le Mans, France
 Pelle Larsson (Utah) ..So., G, 6-5, 215, Nacka, Sweden
 Justin Kier (Georgia).....6th, G, 6-4, 195, Grottoes, Va.
 Oumar Ballo (Gonzaga) R-So., C, 7-0, 260, Koulikoro, Mali
 Kim Aiken Jr. (E. Wash.) ..R-Jr., F, 6-7, 215, Redlands, Calif.

() - indicates school they transferred from

PROGRAM HISTORY

First Season.....1904-05
All-Time Record.....1,851-966+
NCAA Tourn. Apps......33 (Last: 2018)+
NCAA Tourn. Rec......56-32 (.636)+
Final Four Apps......4 (Last: 2001)
Pac-12 Tourn. Rec......34-14 (.708)+
Pac-12 Titles.....16 (Last: 2018)
Pac-12 Tourn. Titles.....7 (Last: 2018)

+ - adjusted for vacated games due to NCAA infractions
 (does not include 2021-22 games)

ATHLETICS COMMUNICATIONS

Basketball SID.....Nathan Wiechers
Phone.....(812) 345-1991
Email.....nwiechers@arizona.edu
Mailing Address.....McKale Center
1 National Championship Drive
Tucson, AZ 85721

2021-22 ROSTER

| No. | Name | Year | Pos. | Ht. | Wt. | Hometown (Previous School) |
|-----|-------------------|-------|------|------|-----|--|
| 0 | Benedict Mathurin | So. | G/F | 6-6 | 210 | Montreal, Canada (NBA Academy Latin America) |
| 1 | Shane Nowell | Fr. | G | 6-6 | 210 | Seattle, Wash. (Eastside Catholic) |
| 2 | Adama Bal | Fr. | G | 6-6 | 190 | Le Mans, France |
| 3 | Pelle Larsson | So. | G | 6-5 | 215 | Nacka, Sweden (Utah) |
| 4 | Dalen Terry | So. | G | 6-7 | 195 | Phoenix, Ariz. (Hillcrest Prep) |
| 5 | Justin Kier | 6th | G | 6-4 | 195 | Grottoes, Va. (Georgia) |
| 10 | Azuolas Tubelis | So. | F | 6-11 | 245 | Vilnius, Lithuania (Vilnius Rytas) |
| 11 | Oumar Ballo | R-So. | C | 7-0 | 260 | Koulikoro, Mali (NBA Academy Latin America) |
| 20 | Tautvilas Tubelis | So. | F | 6-7 | 220 | Vilnius, Lithuania (Vilnius Basketball School) |
| 22 | Addison Arnold* | Fr. | G | 6-3 | 185 | Simi Valley, Calif. (Royal) |
| 24 | Kim Aiken Jr. | R-Sr. | F | 6-7 | 215 | Redlands, Calif. (East Valley HS) |
| 25 | Kerr Kriisa | So. | G | 6-3 | 180 | Tartu, Estonia (Zalgiris Kaunas) |
| 35 | Christian Koloko | Jr. | C | 7-1 | 230 | Douala, Cameroon (Sierra Canyon HS [Calif.]) |
| 44 | Ben Ackerley* | Fr. | G | 6-1 | 170 | Seattle, Wash. (Eastside Prep) |
| 50 | Jordan Mains* | Jr. | F | 6-6 | 200 | Scottsdale, Ariz. (Pinnacle HS) |
| 51 | Will Menaugh* | Fr. | F | 6-10 | 245 | Tucson, Ariz. (Catalina Foothills HS) |
| 53 | Grant Weitman* | So. | G | 6-4 | 205 | Tucson, Ariz. (Salpointe HS) |

* - non-scholarship

COACHING STAFF

Head Coach: Tommy Lloyd, 1st season (Whitman '97)

Associate Head Coach: Jack Murphy, 3rd season (Arizona '02)

Assistant Coach: Steve Robinson, 1st season (Radford '81)

Assistant Coach: Riccardo Fois, 1st season (Pepperdine '08, '14)

Special Assistant to the Head Coach/Recruiting Coordinator: TJ Benson, 1st season (Weber State '09)

Director of Player Relations: Jason Gardner, 1st season (Arizona '11)

Director of Advanced Scouting: Ken Nakagawa, 1st season (Long Beach State '14)

Director of Student-Athlete Development: Rem Bakamus, 1st season (Gonzaga '17)

Graduate Assistant: Ryan Anderson, 1st season (Arizona '16)

Director of Branding, Men's & Women's Basketball: Nick Colosimo (Cincinnati '19)

PRONUNCIATION GUIDE

Benedict MATHURIN.....Math-er-in
 ADAMA BAL.....Uh-dahm-uh Ball
 DALEN Terry.....Day-lynn
 AZUOLAS TUBELIS.....Ah-zjew-liss Too-BELLUS
 TAUTVILAS TUBELIS.....Tote-vee-lus Too-BELLUS
 Christian KOLOKO.....ko-LOW-ko
 Grant WEITMAN.....White-man

Shane NOWELL.....No-well
 PELLE Larsson.....Pell-luh
 Justin KIER...KY-er (rhymes with 'tire')
 OUMAR BALLO.....EW-mar BALL-oh
 Kerr KRIISA.....KREE-sah
 Will MENAUGH.....Men-awe
 Riccardo FOIS.....Foyce

ARIZONA'S CURRENT STREAKS

| | |
|--|-----|
| All games..... | 4W |
| At McKale Center | 15W |
| On the road..... | 1W |
| At neutral sites | 3W |
| Non-conference home games..... | 13W |
| Non-conference road games..... | 1L |
| Non-conference neutral site games..... | 2W |
| Pac-12 games overall..... | 4W |
| Pac-12 home games | 8W |
| Pac-12 road games..... | 1W |

AWARDS TRACKER

A look at the awards that have been accumulated by the team and individuals during the 2021-22 season:

TEAM AWARDS

- Seth Greenberg "Team of the Week" (12/13)
- First AP Top 10 ranking since 2018

CHRISTIAN KOLOKO

- Naismith Defensive POY Watch List (1/27)
- Pac-12 Player of the Week (11/22)
- Clark Kellogg's Weekly Watch List (12/1)

BENNEDICT MATHURIN

- Top 10 - Jerry West Award (Top SG)
- Wooden Award Late Season Watch List
- Midseason 2nd Team All-American (SN)
- 2x Pac-12 Player of the Week (12/6, 12/13)
- USBWA National Player of the Week (12/13)
- ESPN.com Player of the Week (12/13)
- NCAA.com Player of the Week (12/13)
- Preseason All Pac-12 (1st Team)
- #48 in CBS Sports preseason player rankings

AZUOLAS TUBELIS

- Pac-12 Player of the Week (Feb. 7)
- Top 10 - Karl Malone Award (Top PF)
- Preseason All Pac-12 (2nd Team)
- #68 in CBS Sports preseason player ranking

- As a team, Arizona has shot 50% or better in 27 of 44 halves played this season, and at or above 50% for the game on 12 occasions.
- Arizona is 13-0 at home this season, one of six teams in the country that is undefeated with at least 13 home wins this season. UA also has a 15-game home winning streak, the longest active streak in the Pac-12 and the sixth-longest in Division I.
- Redshirt sophomore **Oumar Ballo** had 13p and 10r off the bench at ASU on Monday, his second career double-double (both this season). In Pac-12 play, he has been a force for the Cats, averaging 8.4p, 4.6r and shooting 70.5% from the floor and has 13 blocked shots.
- Sophomore guard **Kerr Kriisa** is 2nd in the Pac-12 in assists (5.0) and third in 3FG made/game (2.5). He scored a game-high 16 points in the win at home against UCLA and added 13 points on 3 of 5 shooting from distance in the win over USC.
- Sophomore **Pelle Larsson**, a transfer from Utah, missed three months (Aug.-Oct.) after surgery to repair a broken bone in his foot and returned for the season opener. He made two starts while Azuolas Tubelis recovered from an ankle injury. In the home win over UCLA, he had 12 points and eight rebounds in 24 minutes off the bench. He was perfect from the field (5-5) on his way to 13 points in the win at ASU on Monday. In conference play, he's averaging 8.9 points and 4.2 rebounds while shooting 50.8%.
- Sixth-year senior **Justin Kier** got the start against Utah while Kriisa was out and tallied 6 points and 8 assists (1 turnover) in 33 minutes. He is averaging 7.4 points, 3.3 rebounds and 2.2 assists in 20 minutes per game. Against Colorado, he scored a season-high 14 points - including 3 of 4 from distance. He's played in 155 games in his career, making 121 starts and scoring 1,516 points. He is one of four active players in the NCAA with 1,500 points, 700 rebounds and 300 assists in their career.
- Arizona won three straight Pac-12 road games by at least 25 points this season, becoming the first Pac-12 team to ever do that dating back to 1978-79 when UA joined the Pac-10.
- Graduate transfer **Kim Aiken Jr.** was unavailable since Dec. 8 (personal reasons). He is 9 of 16 from the 3-point line this season while averaging 5.0 points and 3.4 rebounds per contest. He's in his fifth season of college basketball and has one more season of eligibility remaining. His career point total stands at 912.
- Arizona had 20+ assists in its first five Pac-12 games, the first Pac-12 school to do that in the last 15 seasons (h/t ESPN Stats & Info).
- Arizona trailed by 13 points at Illinois and came back to win the game, marking the largest deficit overcome to win a game since trailing by 13 at UNLV in 2017 and coming back to win the game. Arizona also posted another comeback from an 11-point deficit against California Baptist to get the win. The Wildcats also trailed by 15 points in the first half at #19 Tennessee on Dec. 22 and rallied back to tie it in the second half before eventually losing, 77-73.
- The 29-point margin of victory over NAU in head coach **Tommy Lloyd's** debut marked the second-largest in a Arizona head coach debut. The largest was a 66-4 win in J.F. "Pop" McKale's debut in 1914-15.
- In each of its first three games, Arizona registered 25, 25 and 21 assists, the first time since the 2007-08 season they have had three straight 20+ assist games.
- Koloko was the first Arizona player in the last 25 years to have at least 10 blocked shots through the teams' first two games. The last Pac-12 player to do it was Malik Dime (WASH) at the start of the 2016-17 season.
- Koloko is the first Arizona player to post a game of 10+ points, 10+ rebounds and 5+ blocked shots since Jordan Hill on Dec. 10, 2008. USC's Evan Mobley did it four times last season and was the only Pac-12 player to do so.
- Head coach **Tommy Lloyd** is the first Division I head coach to ever do each of the following in his first five games coached: 1) win all five, 2) win by an average of 30 points/game, 3) beat an AP Top 5 team (*credit: ESPN Stats & Info*)
- Lloyd is also the first Pac-12 head coach since Johnny Dawkins in 2008-09 to win the first two true road games of his coaching career (Dawkins won his first three).

WATCH LIST SEASON BEGINS

Sophomore Benedict Mathurin was named to the Wooden Award Late Season Top 20 Watch List along with the Jerry West Shooting Guard of the Year Top 10 Watch List. Sophomore Azuolas Tubelis is a member of the Top 10 list for the Karl Malone Power Forward of the Year Award.

TALL ORDER

According to KenPom.com's "height" metric, Arizona players average 79.4 inches (6-foot 7-inches) among those players that play at least 10% of the team's minutes this season. That height ranks as the second-tallest in the country and the Pac-12 makes up three of the top four in the country with Stanford (79.2) third and USC (79.1) in fourth.

DOES EXPERIENCE MATTER?

According to KenPom.com, Arizona's roster averaged 0.63 years of experience, which ranks 355th out of 358 teams in NCAA Division I. The average for rosters across the country is 1.89 years.

KOLOKO'S NUMBERS AMONG THE BEST IN THE COUNTRY

As noted on the front page, junior Christian Koloko is one of seven players in the country to be averaging 13.0 points, 7.0 rebounds and 3.0 blocked shots per game. The full list includes:

Johni Broome (Morehead State)

Chet Holmgren (Gonzaga)

BEST START TO COACHING CAREER IN PAC-12 HISTORY

A look at where Tommy Lloyd's unbeaten start to his coaching career ranks in the history of the Pac-12 conference.

| | |
|--------------------------------|----------------|
| J.F. "Pop" McKale (ARIZ) | 21-0 (1914-17) |
| Howard Ray (OSU) | 15-0 (1917-18) |
| Ben Cherrington (CAL) | 11-0 (1916-17) |
| Walter Powell (STAN) | 11-0 (1920-21) |
| Tommy Lloyd (ARIZ) | 11-0 (2021-22) |

MORE ON 45-POINT VICTORIES

In addition to the two notes on the front page about 45+ point victories, here's a historical look at how many teams have been able to accomplish that in the month of December in any season against Division I teams (since 1980):

Florida did it 4 times during the 2006-07 season.
N.C. State did it 3 times during the 2018-19 season.
Arizona has done it 3 times so far this season.

MATHURIN NAMED PAC-12 PLAYER OF THE WEEK...AGAIN

For the second time in as many weeks, Arizona's Benedict Mathurin was named Pac-12 Player of the Week on Dec. 13 after also earning the honor on Dec. 6. In the two games for the week ending Dec. 12, Mathurin averaged 27 points and 8.5 rebounds while shooting over 60% from the floor in win over Wyoming (24 pts) and Illinois (30 pts). For the week that ended Dec. 5, Mathurin after he erupted for 29 points on 11 of 18 shooting and 4 of 9 from the 3-point line at Oregon State. It's his first player of the week honor, but second weekly honor from the conference after being named freshman of the week last season. He joins teammate Christian Koloko as Arizona players that have been named Player of the Week this season - the first time Arizona has had two players named player of the week since 2017-18 season. Mathurin is the first Pac-12 player since ASU's Tre Holder in 2017-18 to earn the honor in consecutive weeks, and he's the first Arizona player since Hassan Adams in 2005-06 to do it.

KOLOKO NAMED PAC-12 PLAYER OF THE WEEK

Arizona's Christian Koloko was named Pac-12 Player of the Week on Nov. 22 following his trio of outstanding performances that helped the Wildcats improve to 5-0 on the season. In the wins over North Dakota State, Wichita State and #4 Michigan, Koloko averaged 17.0 points, 7.7 rebounds, 3.3 blocks and 2.3 assists while shooting 63.3% from the floor and 13 of 17 at the free throw line. The first game of the week saw the 7-foot center go 7 of 10 from the floor on his way to 16 points and five rebounds against North Dakota State. Then on Friday night in Las Vegas, playing in front of his mother, Henriette, for the first time, he dominated the paint to the tune of 13 points, 11 rebounds and four blocked shots against Wichita State. He closed out the Roman Main Event with a career-high 22 points, seven rebounds and four more blocked shots to be named MVP of the event.

Koloko is the first Arizona player to be named Player of the Week since Jemarl Baker Jr. on Dec.

14, 2020.

NOTING THE WIN OVER #4 MICHIGAN

A few of the notes following the Wildcats win over #4 Michigan on Nov. 21 in Las Vegas:

- First win over a top 5 team since Dec. 30, 2017 vs. #3 Arizona State
- The 18-point margin of victory is UA's largest vs. a Top 5 team since beating #3 Michigan State by 19 on March 31, 2001.
- The Arizona defense held Michigan to 1 of 14 shooting from the 3-point line
- It's head coach Tommy Lloyd's first win over a ranked team as a head coach
- Arizona improves to 9-1 all-time at T-Mobile Arena in Las Vegas

THE MCKALE EFFECT

Due to various attendance restrictions during the 2020-21 season across the country due to the COVID-19 pandemic, there was not an official attendance "winner". That means that Arizona's string of 36 straight years leading the Pac-12 in attendance is still active. This season, Arizona is averaging 12,230 fans per game, which is approximately 4,000 more than UCLA in second place.

WILDCATS IN THE NBA

PLAYERS

| | |
|------------------------|--------------------------------|
| Deandre Ayton | Phoenix Suns |
| Josh Green | Dallas Mavericks |
| Aaron Gordon | Denver Nuggets |
| Solomon Hill | Atlanta Hawks |
| Andre Iguodala | Golden State Warriors |
| Lauri Markkanen | Cleveland Cavaliers |
| T.J. McConnell | Indiana Pacers |
| Zeke Nnaji | Denver Nuggets |
| Stanley Johnson | Los Angeles Lakers (10 day) |
| Gabe York | Orlando Magic (10 day) |
| Brandon Williams | Portland Trailblazers (10 day) |

COACHES

| | |
|-------------------------|--------------------------------|
| Steve Kerr | Head Coach, Warriors |
| Joseph Blair | Assistant Coach, Wizards |
| Matt Brase | Assistant Coach, Trail Blazers |
| Bret Briellemaier | Assistant Coach, Magic |
| Quinton Crawford | Assistant Coach, Lakers |
| Bruce Fraser | Player Development, Warriors |
| Jessie Mermuys | Assistant Coach, Magic |
| Miles Simon | G-League Head Coach, Lakers |
| Damon Stoudamire | Assistant Coach, Celtics |
| Jason Terry | G-League Head Coach, Nuggets |

ARIZONA CAREER BLOCKED SHOT LEADERS

| | |
|----------------------------|------------|
| 1. Anthony Cook | 278 |
| 2. Channing Frye | 258 |
| 3. Loren Woods | 186 |
| 4. Ed Stokes | 167 |
| 5. Sean Rooks | 142 |
| 6. Jordan Hill | 140 |
| 7. Christian Koloko | 128 |
| 8. Kaleb Tarczewski | 117 |
| 9. A.J. Bramlett | 104 |
| 10. Joseph Blair | 101 |

ARIZONA SINGLE-SEASON BLOCKED SHOT LEADERS

| | | |
|----------------------------|-----------|----------------|
| 1. Loren Woods | 102 | 1999-2000 |
| 2. Channing Frye | 85 | 2004-05 |
| 3. Anthony Cook | 84 | 1988-89 |
| Loren Woods | 84 | 2000-01 |
| 5. Anthony Cook | 75 | 1987-88 |
| 6. Anthony Cook | 69 | 1986-87 |
| 7. Christian Koloko | 68 | 2021-22 |
| 8. Deandre Ayton | 66 | 2017-18 |
| 9. Channing Frye | 63 | 2003-04 |
| 10. Channing Frye | 60 | 2002-03 |

2020-21 DUNKS

| | |
|-------------------|----|
| Christian Koloko | 42 |
| Benedict Mathurin | 20 |
| Oumar Ballo | 18 |
| Azuolas Tubelis | 13 |
| Dalen Terry | 13 |
| Pelle Larsson | 3 |

2020-21 CHARGES TAKEN

| | |
|-------------------|----|
| Pelle Larsson | 16 |
| Kerr Kriisa | 13 |
| Benedict Mathurin | 4 |
| Dalen Terry | 2 |
| Justin Kier | 1 |
| Oumar Ballo | 1 |
| Azuolas Tubelis | 1 |

ASSOCIATED PRESS TOP 25**(FEB. 7, 2022)**

| Rank | Team (First place) | Record | Votes |
|------|--------------------|--------|-------|
| 1 | Auburn (48) | 22-1 | 1506 |
| 2 | Gonzaga (13) | 19-2 | 1477 |
| 3 | Purdue | 20-3 | 1329 |
| 4 | Arizona | 19-2 | 1300 |
| 5 | Kentucky | 19-4 | 1288 |
| 6 | Houston | 20-2 | 1205 |
| 7 | Duke | 19-3 | 1179 |
| 8 | Kansas | 19-3 | 1173 |
| 9 | Texas Tech | 18-5 | 947 |
| 10 | Baylor | 19-4 | 921 |
| 11 | Providence | 20-2 | 899 |
| 12 | UCLA | 16-4 | 881 |
| 13 | Illinois | 17-5 | 818 |
| 14 | Wisconsin | 18-4 | 706 |
| 15 | Villanova | 17-6 | 634 |
| 16 | Ohio State | 14-5 | 628 |
| 17 | Michigan State | 17-5 | 536 |
| 18 | Marquette | 16-7 | 522 |
| 19 | Tennessee | 16-6 | 377 |
| 20 | Texas | 17-6 | 294 |
| 21 | USC | 19-4 | 278 |
| 22 | Saint Mary's | 19-4 | 185 |
| 23 | Murray State | 22-2 | 178 |
| 24 | UConn | 15-6 | 118 |
| 25 | Xavier | 16-6 | 91 |

Others Receiving Votes: Wyoming 82; Arkansas 74; Iowa State 48; Davidson 35; Boise State 22; Wake Forest 21; Alabama 18; Loyola Chicago 13; Indiana 11; LSU 11; Iowa 7; Oregon 5; Notre Dame 3; San Francisco 3; Ohio 2.

COACHES POLL TOP 25**(FEB. 7, 2022)**

| Rank | Team (First place) | Record | Votes |
|------|--------------------|--------|-------|
| 1 | Gonzaga (18) | 19-2 | 786 |
| 2 | Auburn (14) | 22-1 | 782 |
| 3 | Purdue | 20-3 | 698 |
| 4 | Kentucky | 19-4 | 682 |
| 5 | Arizona | 19-2 | 666 |
| 6 | Duke | 19-3 | 649 |
| 7 | Houston | 20-2 | 605 |
| 8 | Kansas | 19-3 | 602 |
| 9 | Texas Tech | 18-5 | 481 |
| 10 | Baylor | 19-4 | 478 |
| 11 | Providence | 20-2 | 477 |
| 12 | UCLA | 16-4 | 424 |
| 13 | Illinois | 17-5 | 411 |
| 14 | Wisconsin | 18-4 | 389 |
| 15 | Villanova | 17-6 | 368 |
| 16 | Ohio State | 14-5 | 308 |
| 17 | Michigan State | 17-5 | 280 |
| 18 | Tennessee | 16-6 | 231 |
| 19 | Marquette | 16-7 | 193 |
| 20 | Texas | 17-6 | 157 |
| 21 | USC | 19-4 | 148 |
| 22 | Saint Mary's | 19-4 | 89 |
| 23 | UConn | 15-6 | 85 |
| 24 | Murray State | 22-2 | 68 |
| 25 | Wake Forest | 19-5 | 51 |

Others Receiving Votes: Wyoming 44; Xavier 35; Iowa State 34; Alabama 28; Arkansas 27; Davidson 24; Boise State 21; Colorado State 15; Loyola Chicago 15; Notre Dame 10; Miami (FL) 9; Oregon 7; New Mexico State 5; LSU 4; TCU 4; Indiana 3; San Francisco 3; SMU 2; Seton Hall 2.

ARIZONA WEEK-BY-WEEK

| DATE | AP | COACHES |
|-----------|----|---------|
| Preseason | RV | RV |
| Nov. 15 | RV | No Poll |
| Nov. 22 | 17 | 19 |
| Nov. 29 | 11 | 11 |
| Dec. 6 | 11 | 8 |
| Dec. 13 | 8 | 6 |
| Dec. 20 | 6 | 4 |
| Dec. 27 | 9 | 7 |
| Jan. 3 | 8 | 7 |
| Jan. 10 | 6 | 6 |
| Jan. 17 | 3 | 3 |
| Jan. 24 | 3 | 3 |
| Jan. 31 | 7 | 5 |
| Feb. 7 | 4 | 5 |
| Feb. 14 | | |

ARIZONA ALL-TIME RECORD VS. WASHINGTON STATE**ARIZONA LEADS, 68-17**

| | | | | | | | |
|----------|---------|---------|-------------------|---------|---------|--------|----------------|
| 12/22/59 | L | 58-64 | Pullman, Wash. | 2/16/12 | W | 76-72 | Pullman, Wash. |
| 12/27/62 | W | 67-57 | Portland, Ore. | 2/2/13 | W | 79-65 | Pullman, Wash. |
| 12/8/78 | L | 68-74 | Pullman, Wash. | 2/23/13 | W | 73-56 | Tucson, Ariz. |
| 3/3/79 | W | 78-72 | Tucson, Ariz. | 1/2/14 | W | 60-25 | Tucson, Ariz. |
| 12/22/79 | L | 57-59 | Tucson, Ariz. | 2/15/15 | W | 86-59 | Pullman, Wash. |
| 3/1/80 | L | 71-74 | Pullman, Wash. | 1/16/16 | W | 90-66 | Tucson, Ariz. |
| 1/10/81 | L | 71-80 | Pullman, Wash. | 2/3/16 | W | 79-64 | Pullman, Wash. |
| 2/5/81 | W | 77-73 | Tucson, Ariz. | 1/29/17 | W | 79-62 | Tucson, Ariz. |
| 1/9/82 | L | 53-59 | Tucson, Ariz. | 2/16/17 | W | 78-59 | Pullman, Wash. |
| 2/4/82 | W | 58-56 | Pullman, Wash. | 1/31/18 | W | 100-72 | Pullman, Wash. |
| 1/15/83 | L | 64-86 | Pullman, Wash. | 2/9/19 | L | 55-69 | Tucson, Ariz. |
| 2/10/83 | L | 65-75 | Tucson, Ariz. | 2/1/20 | W | 66-49 | Pullman, Wash. |
| 1/14/84 | L | 49-51 | Tucson, Ariz. | 3/5/20 | W | 83-62 | Tucson, Ariz. |
| 3/10/84 | W | 86-68 | Pullman, Wash. | 1/2/21 | W (2OT) | 86-82 | Pullman, Wash. |
| 2/2/85 | W | 73-56 | Tucson, Ariz. | 2/25/21 | W | 69-53 | Tucson, Ariz. |
| 2/18/85 | W | 63-60 | Pullman, Wash. | | | | |
| 1/30/86 | L (OT) | 63-65 | Pullman, Wash. | | | | |
| 3/1/86 | W | 62-61 | Tucson, Ariz. | | | | |
| 1/15/87 | W | 96-59 | Pullman, Wash. | | | | |
| 2/19/87 | W | 84-58 | Tucson, Ariz. | | | | |
| 12/22/87 | W | 89-55 | Pullman, Wash. | | | | |
| 3/3/88 | W | 79-41 | Tucson, Ariz. | | | | |
| 12/18/88 | W | 76-59 | Tucson, Ariz. | | | | |
| 3/2/89 | W | 74-48 | Pullman, Wash. | | | | |
| 3/10/89 | W | 62-54 | Inglewood, Calif. | | | | |
| 1/6/90 | W | 81-61 | Tucson, Ariz. | | | | |
| 2/1/90 | W | 86-62 | Pullman, Wash. | | | | |
| 1/5/91 | W | 84-71 | Pullman, Wash. | | | | |
| 1/31/91 | W | 84-71 | Tucson, Ariz. | | | | |
| 1/18/92 | W | 78-65 | Pullman, Wash. | | | | |
| 2/13/92 | W | 94-72 | Tucson, Ariz. | | | | |
| 1/16/93 | W | 87-63 | Tucson, Ariz. | | | | |
| 2/11/93 | W | 70-64 | Pullman, Wash. | | | | |
| 2/3/94 | W | 80-68 | Pullman, Wash. | | | | |
| 3/5/94 | W | 85-69 | Tucson, Ariz. | | | | |
| 2/2/95 | W | 84-76 | Tucson, Ariz. | | | | |
| 3/2/95 | W (2OT) | 114-111 | Pullman, Wash. | | | | |
| 2/3/96 | W | 96-78 | Tucson, Ariz. | | | | |
| 2/29/96 | W | 72-62 | Pullman, Wash. | | | | |
| 1/30/97 | W | 87-78 | Pullman, Wash. | | | | |
| 2/27/97 | W | 100-86 | Tucson, Ariz. | | | | |
| 1/8/98 | W | 94-81 | Spokane, Wash. | | | | |
| 2/7/98 | W | 83-61 | Tucson, Ariz. | | | | |
| 1/7/99 | W | 99-87 | Tucson, Ariz. | | | | |
| 2/6/99 | W | 81-79 | Pullman, Wash. | | | | |
| 1/13/00 | W | 80-75 | Tucson, Ariz. | | | | |
| 2/12/00 | W | 73-50 | Pullman, Wash. | | | | |
| 1/11/01 | W | 84-51 | Spokane, Wash. | | | | |
| 2/10/01 | W | 86-51 | Tucson, Ariz. | | | | |
| 1/10/02 | W | 92-85 | Pullman, Wash. | | | | |
| 2/9/02 | W | 85-68 | Tucson, Ariz. | | | | |
| 1/9/03 | W | 82-69 | Tucson, Ariz. | | | | |
| 2/8/03 | W | 75-62 | Pullman, Wash. | | | | |
| 1/31/04 | W | 61-57 | Pullman, Wash. | | | | |
| 2/28/04 | W | 72-60 | Tucson, Ariz. | | | | |
| 1/29/05 | L | 63-70 | Tucson, Ariz. | | | | |
| 2/24/05 | W (OT) | 57-56 | Pullman, Wash. | | | | |
| 12/29/05 | W | 70-52 | Pullman, Wash. | | | | |
| 3/2/06 | W | 66-61 | Tucson, Ariz. | | | | |
| 1/6/07 | L (OT) | 73-77 | Pullman, Wash. | | | | |
| 2/1/07 | L | 66-72 | Tucson, Ariz. | | | | |
| 1/24/08 | W | 76-64 | Tucson, Ariz. | | | | |
| 2/23/08 | W | 65-55 | Pullman, Ariz. | | | | |
| 1/31/09 | W | 66-56 | Tucson, Ariz. | | | | |
| 2/26/09 | L | 53-69 | Pullman, Ariz. | | | | |
| 1/8/10 | L | 76-78 | Tucson, Ariz. | | | | |
| 2/6/10 | L | 60-78 | Pullman, Wash. | | | | |
| 1/22/11 | W | 65-63 | Pullman, Wash. | | | | |
| 2/17/11 | W | 79-70 | Tucson, Ariz. | | | | |
| 1/26/12 | W | 85-61 | Tucson, Ariz. | | | | |



THE LLOYD LEDGER

Date of Birth: Dec. 21, 1974

Hometown: Kelso, Wash.

Education: Whitman College '97 (Biology)

Wife: Channele

Children: Liam, Sofia, Maria

Hired at Arizona: April 14, 2021

Career Record: 20-2

Record at Arizona: 20-2

Pac-12 Record: 10-1

Collegiate Playing Experience:

Walla Walla C.C. (1993-95)

Whitman College (1995-97)

Professional Playing Experience:

Brisbane, Australia (1997)

Dusseldorf, Germany (1999)

Coaching Experience

Gonzaga, administrative assistant (2001)

Gonzaga, assistant coach (2001-2021)

Arizona, head coach (2021-present)

Coaching Honors

A Step Up Assistant Coach Hall of Fame (2021)

DID YOU KNOW

Tommy Lloyd is the first Division I coach to do the following in his first 5 games coached:

- Win all 5 games
- Win by an average of 30 points per game
- Beat an AP Top 5 Team

(credit: ESPN Stats & Info)

TOMMY LLOYD

HEAD COACH » FIRST SEASON

CAREER RECORD: 20-2

Tommy Lloyd was named head coach at the University of Arizona on April 14, 2021 after serving as an assistant coach at Gonzaga the last 20 seasons, where he developed 19 All-Americans and 15 conference players of the year and contributed to five straight 30-win seasons and two appearances in the national championship game.

Lloyd's contract is for five seasons starting with the 2021-22 season.

Lloyd, 46, served as an administrative assistant at Gonzaga for Few during the 2000-01 season before being promoted to assistant coach prior to the 2001-02 season. In his 20 seasons in Spokane, the Zags posted a record of 578-109 (.841) and reached the NCAA Tournament every year, going as far as the title game twice, the Elite Eight twice and the Sweet 16 four times. Gonzaga was also ranked No. 1 in the country for the first time in program history in 2012-13 and then again ascended to the top spot in 2016-17, 2018-19, 2019-20 and 2020-21.

During his tenure, Lloyd and the Zags won 19 West Coast Conference regular season titles and 15 WCC Tournament championships with the help of 87 all-WCC honorees, including nine newcomers of the year and six defenders of the year.

Coach Lloyd was instrumental in the Zags signing and developing NBA players, including two-time NBA All-Star Domantas Sabonis, Rui Hachimura, Kelly Olynyk, Zach Collins, Adam Morrison, Brandon Clarke, Kyle Wiltjer, Austin Daye, Robert Sacre, Ronny Turiaf, Jeremy Pargo and Elias Harris.

Lloyd has used his knowledge of the European game to help Gonzaga players earn professional contracts overseas while also helping to cultivate recruiting relationships that have led to the signing of international players such as Martynas Arlauskas (Lithuania), Joel Ayayi (France), Oumar Ballo (Mali) and Pavel Zakharchov (Russia). Also included among his former players are Japanese National Team member Hachimura; Polish National Team member Przemek Karnowski; Lithuanian National Team member Sabonis (the son of Naismith Hall of Famer Arvydas Sabonis); Canadians Kevin Pangos, Olynyk and Sacre; Germans Harris and Mathis Mönninghoff; JP Baptista of Brazil; Frenchmen Turiaf, Killian Tillie and Mathis Keita; Filip Petrusev of Serbia; Guy Landry Edi of the Ivory Coast; and Addullahi Kuso of Nigeria.

The Zags have had one of the most potent offenses in the nation over the last 20 years, joining North Carolina and Duke as the only three schools in the country to average more than 80 points per game. Gonzaga also led the country in overall field goal percentage (49.6%) and three-point field goal percentage (37.9%) in that span.

A 1993 graduate of Kelso High School in Washington, Lloyd went on to attend Walla Walla Community College for two seasons and was an All-Northwest Athletic Association of Community Colleges All-East Region selection in 1995. Following his graduation from WWCC, he finished his career at Whitman College, earning his degree in biology and a secondary teaching credential. He played professionally in Brisbane, Australia in 1997 and Dusseldorf, Germany in 1999.

Lloyd and his wife, Channele, have three children - Liam, Sofia and Maria. Liam plays basketball at Grand Canyon University.

SEASON NOTES

- Arizona's 25-point win at Oregon State on Dec. 5, 2021 in Lloyd's first-ever Pac-12 Conference game was one for the record books. It's the second-largest margin of victory in a Pac-12 coach's first-ever road game as head coach. And it's tied for the largest margin of victory in a Pac-12 coach's first-ever conference game as head coach.

- Through the first 8 games of the season, Arizona outscored its opponents by a total of 257 points. It's the best scoring margin by a Pac-12 team over its first 8 games since UCLA in 1971-72 (+355) when they went on to finish 30-0 that year.

- Lloyd is the first Pac-12 coach to win his first 10 games at a school since Johnny Dawkins (STAN) in 2008-09 and the first Arizona coach to do it since Pop McKale in 1915.

- First Pac-12 coach to start his career 11-0 since Walter Powell (STAN) won his first 11 in 1920-21.

- Listed as a midseason National Coach of the Year candidate by CBSSports.com and NCAA.com

- Became first Pac-12 team to ever win three straight conference road games by 25+ points

- Only two first-time head coaches had a better record at a major college school through 22 games than Tommy Lloyd's 20-2 mark - Bill Guthridge (UNC) and Jamie Dixon (PITT) were 21-1.



MCKALE YEAR-BY-YEAR

| Year | Games | Record | Total | Avg. | NCAA Rank |
|---------------|------------|-----------------|------------------|----------------|---------------|
| 1972-73 | 5 | 4-1 | 64,975 | 12,995 | - |
| 1973-74 | 15 | 14-1 | 184,275 | 12,285 | - |
| 1974-75 | 14 | 13-1 | 159,096 | 11,364 | - |
| 1975-76 | 16 | 16-0 | 179,523 | 11,220 | - |
| 1976-77 | 16 | 16-0 | 199,130 | 12,446 | - |
| 1977-78 | 15 | 12-3 | 172,428 | 11,495 | 18 |
| 1978-79 | 15 | 13-2 | 174,831 | 11,655 | 22 |
| 1979-80 | 16 | 10-6 | 181,428 | 11,339 | 17 |
| 1980-81 | 17 | 10-7 | 160,651 | 9,450 | 31 |
| 1981-82 | 14 | 6-8 | 115,272 | 8,234 | 48 |
| 1982-83 | 14 | 4-10 | 87,136 | 6,224 | 81 |
| 1983-84 | 14 | 7-7 | 102,163 | 7,297 | 61 |
| 1984-85 | 15 | 12-3 | 163,980 | 10,932 | 25 |
| 1985-86 | 16 | 16-0 | 179,008 | 11,188 | 23 |
| 1986-87 | 15 | 10-5 | 190,800 | 12,720 | 15 |
| 1987-88 | 19 | 19-0 | 252,649 | #13,297 | 16 |
| 1988-89 | 14 | 14-0 | 190,675 | #13,620 | 20 |
| 1989-90 | 14 | 14-0 | 190,949 | #13,639 | 19 |
| 1990-91 | 17 | 17-0 | 235,051 | #13,826 | 15 |
| 1991-92 | 16 | 15-1 | 222,347 | #13,884 | 17 |
| 1992-93 | 15 | 14-1 | 208,185 | #13,879 | 16 |
| 1993-94 | 15 | 14-1 | 209,592 | #13,973 | 16 |
| 1994-95 | 14 | 11-3 | 199,589 | #14,257 | 15 |
| 1995-96 | 16 | 13-3 | 228,064 | #14,254 | 15 |
| 1996-97 | 14 | 13-1 | 199,899 | #14,279 | 12 |
| 1997-98 | 15 | 15-0 | 217,953 | #14,530 | 11 |
| 1998-99 | 14 | 14-0 | 200,885 | #14,349 | 16 |
| 1999-00 | 17 | 16-1 | 246,237 | #14,485 | 16 |
| 2000-01 | 15 | 13-2 | 217,996 | #14,533 | 16 |
| 2001-02 | 13 | 9-4 | 189,072 | #14,544 | 15 |
| 2002-03 | 15 | 14-1 | 218,427 | #14,562 | 16 |
| 2003-04 | 15 | 13-2 | 218,418 | #14,561 | 17 |
| 2004-05 | 16 | 15-1 | 232,926 | #14,558 | 12 |
| 2005-06 | 14 | 12-2 | 204,213 | #14,587 | 16 |
| 2006-07 | 16 | 11-5 | 227,239 | 14,202 | 17 |
| 2007-08+ | 17 | 0-6 | 241,703 | 14,218 | 19 |
| 2008-09 | 17 | 14-3 | 232,576 | 13,681 | 19 |
| 2009-10 | 16 | 11-5 | 221,047 | 13,815 | 19 |
| 2010-11 | 17 | 17-0 | 232,561 | 13,680 | 20 |
| 2011-12 | 18 | 14-4 | 244,829 | 13,602 | 19 |
| 2012-13 | 16 | 14-2 | 226,505 | 14,157 | 19 |
| 2013-14 | 18 | 18-0 | 258,749 | 14,375 | 19 |
| 2014-15 | 17 | 17-0 | 248,046 | 14,591 | 17 |
| 2015-16 | 18 | 17-1 | 261,748 | 14,527 | 15 |
| 2016-17 | 16 | 15-1 | 230,650 | 14,410 | 15 |
| 2017-18 | 16 | 15-1 | 230,947 | 14,434 | 16 |
| 2018-19 | 16 | 12-5 | 233,645 | 13,744 | 21 |
| 2019-20 | 17 | 13-4 | 232,114 | 13,654 | 22 |
| 2020-21 | 16 | 12-4 | COVID | COVID | - |
| 2021-22 | 13 | 13-0 | 171,465 | 13,190 | - |
| Totals | 764 | +645-119 | 9,814,779 | 13,121* | (.844) |

* - doesn't include games played in 2020-21

Full Capacity

+11 victories were vacated due to NCAA infractions.
Actual on-court record was 11-6. Facility win/loss record and winning percentage reflects those vacated victories.

MCKALE CENTER

49TH SEASON » 645-119 (.844) OVERALL

RECORD HOMECOURT STREAKS

Arizona is the only school in the nation to have two home-court winning streaks rank among the top 10 in NCAA Division I history. UA's 81-game win streak in Bear Down Gym from 1945-51 ranks fifth, while the 71-game win streak in McKale Center from 1987-92 ranks 10th.

LONGEST NCAA HOMECOURT WIN STREAKS

| Wins | School | Years |
|-----------|-----------------------|----------------|
| 129 | Kentucky..... | 1943-55 |
| 99 | St. Bonaventure..... | 1948-61 |
| 98 | UCLA..... | 1970-76 |
| 86 | Cincinnati..... | 1957-64 |
| 81 | Arizona..... | 1945-51 |
| 81 | Marquette..... | 1967-73 |
| 80 | Lamar..... | 1978-84 |
| 75 | Long Beach State..... | 1968-74 |
| 72 | UNLV..... | 1974-78 |
| 71 | Arizona..... | 1987-92 |

LONGEST UA HOMECOURT WIN STREAKS

| Wins | Years |
|------|-----------|
| 81 | 1945-1951 |
| 71 | 1987-1992 |
| 49 | 2013-2016 |
| 38 | 1975-1977 |
| 37 | 1997-1999 |
| 25 | 1913-1918 |

PAC-12'S TOP HOME COURT

Since the start of the 2010-11 season through the 2020-21 season, Arizona compiled a 164-22 record at McKale Center, good for a .882 winning percentage that ranks in the top ten nationally (9th), top five among major conference teams (4th) and first in the Pac-12. That timeframe includes three undefeated home seasons in 2010-11, 2013-14 and 2014-15.

PAC-12 HOME-COURT WINNING PERCENTAGE (2011-21)

| | School | Record | Win Pct. |
|-----|------------------|---------------|-------------|
| 1. | Arizona | 164-22 | .882 |
| 2. | Oregon | 174-27 | .866 |
| 3. | Colorado | 134-26 | .838 |
| 4. | UCLA | 155-31 | .833 |
| 5. | Utah | 125-39 | .762 |
| 6. | Stanford | 130-46 | .739 |
| 7. | Arizona State | 128-54 | .703 |
| 8. | Washington | 130-55 | .703 |
| 9. | USC | 124-58 | .681 |
| 10. | California | 129-61 | .679 |
| 11. | Oregon State | 123-63 | .661 |
| 12. | Washington State | 109-71 | .606 |

MORE ON MCKALE

- Led Pac-12 in attendance in last 36 consecutive seasons, including the 2019-20 season. There was no official attendance ranking for 2020-21 due to COVID-19 pandemic limiting attendance across the country.
- Ranked in Top 25 in NCAA in attendance in last 36 straight years (does not include 2020-21 due to COVID)
- \$30 million dollar renovation completed during 2014-15 season
- At the end of the 2019-20 season, total attendance in 48 seasons stood at 9,682,782.
- UA has posted 12 undefeated seasons at home
- Hosted NCAA Tournament Regionals in 1974 and 1980, first and second rounds on ten different occasions and played host to the 2011 NCAA Tournament second and third rounds.

25TH ANNIVERSARY OF 1997 NATIONAL CHAMPIONS

25-9 OVERALL // 11-7 PAC-12



RESULTS

Overall Record: 25-9

Pac-12 Record: 11-7 (5th place)

Coach: Lute Olson

Hall of Fame Tip-Off Classic Champions

John Wooden Classic Champions

Bank One Fiesta Bowl Classic Champions

7-Up Shootout Champions

NCAA National Champions (4 seed)

| | | | |
|-----|----------------------|--------|--------|
| N22 | North Carolina (1) | W | 83-72 |
| N26 | Northern Arizona | W | 88-70 |
| N30 | at New Mexico | L | 77-84 |
| D7 | Utah (2) | W | 69-61 |
| D9 | Texas | W | 83-78 |
| D14 | Jackson State | W | 111-83 |
| D21 | at Michigan | L (ot) | 71-73 |
| D28 | Robert Morris (3) | W | 118-54 |
| D30 | Pennsylvania (3) | W | 93-51 |
| J2 | *California | W | 81-80 |
| J4 | *Stanford | W | 76-75 |
| J11 | *at Arizona State | W | 92-84 |
| J16 | *at USC | L | 62-75 |
| J18 | *at UCLA (ot) | L (ot) | 78-84 |
| J23 | *Oregon State | W | 99-48 |
| J25 | *Oregon | W | 88-68 |
| J30 | *at Washington State | W | 87-78 |
| F2 | *at Washington | L | 88-92 |
| F5 | *Arizona State | W | 87-71 |
| F9 | Tulane (4) | W | 81-62 |
| F13 | *UCLA | L | 64-66 |
| F15 | *USC | W | 101-77 |
| F20 | *at Oregon | L | 72-78 |
| F22 | *at Oregon State | W | 74-64 |
| F27 | *Washington State | W | 100-86 |
| M2 | *Washington | W | 103-82 |
| M6 | *at Stanford | L | 80-81 |
| M8 | *at California (5) | L | 77-79 |

NCAA Tournament First/Second Round (Memphis, TN)

| | | | |
|-----|--------------------------------|---|-------|
| M13 | #13 seed South Alabama | W | 65-57 |
| M15 | #12 seed College of Charleston | W | 73-69 |

NCAA Tournament Southeast Regional (Birmingham, AL)

| | | | |
|-----|--------------------------|--------|-------|
| M21 | #1 seed Kansas | W | 85-82 |
| M23 | #10 seed Providence (ot) | W (ot) | 96-92 |

NCAA Tournament Final Four (Indianapolis, IN)

| | | | |
|-----|------------------------|--------|-------|
| M29 | #1 seed North Carolina | W | 66-58 |
| M31 | #1 seed Kentucky | W (ot) | 84-79 |

(1) at Hall of Fame Tip-Off Classic, Springfield, Mass.

(2) at John Wooden Classic, Anaheim, Calif.

(3) at Bank One Fiesta Bowl Classic, Tucson, Ariz.

(4) at 7-Up Shootout, Phoenix, Ariz.

(5) at Cow Palace, San Francisco, Calif.

ROSTER


| No. | Name | Year | Pos. | Ht. | Hometown (Previous School) |
|-----|-------------------|------|------|-----|-------------------------------------|
| 10 | Mike Bibby | G | 6-1 | Fr. | Phoenix, Ariz. / Shadow Mountain |
| 12 | Josh Pastner | G | 6-0 | Fr. | Kingwood, Texas / Kingwood |
| 13 | Donnell Harris | F | 6-11 | So. | Salinas, Calif. / North Salinas |
| 14 | Ortege Jenkins | G | 6-2 | Fr. | Long Beach, Calif. / D.S. Jordan |
| 15 | John Ash | G | 5-11 | Fr. | Tucson, Ariz. / Salpointe |
| 21 | Bennett Davison | F | 6-8 | Jr. | Sebastopol, Calif. / West Valley JC |
| 23 | Michael Dickerson | F | 6-5 | Jr. | Kent, Wash. / Federal Way |
| 24 | Quynn Tebbs | G | 6-1 | Fr. | Salt Lake City, Utah / Bingham |
| 30 | Justin Wessel | F | 6-8 | Fr. | Cedar Rapids, Iowa / Prairie |
| 31 | Jason Terry | G | 6-2 | So. | Seattle, Wash. / Franklin |
| 33 | Eugene Edgeron | F | 6-6 | Fr. | New Orleans, La. / St. Augustine |
| 34 | Miles Simon | G | 6-5 | Jr. | Fullerton, Calif. / Mater Dei |
| 40 | Jason Lee | G | 6-4 | Sr. | Irvine, Calif. / Allegheny/Irvine |
| 42 | AJ Bramlett | F | 6-11 | So. | Albuquerque, N.M. / La Cueva |
| 52 | Jason Steward | G | 5-11 | So. | Gardena, Calif. / Gardena |

Head Coach: Lute Olson

Assistant Coach: Phil Johnson

Assistant Coach: Jim Rosborough

Assistant Coach: Jesse Evans



THE LAST TIME ...

ARIZONA

As A Team:

Scored 100 Points: 101 vs. Northern Colorado (12-15-21)
Scored 90 Points: 91 at Arizona State (2-7-22)
Scored Less Than 50 Points: 48 at USC (2-27-20)
Scored Less Than 40 Points: 39 at UTEP (2-6-65)
Won By 50 Points: W, 97-45 vs. North Dakota State (11-16-21)
Won By 40 Points: W, 105-59 vs. Sacramento State (11-17-21)
Won By 30 Points: W, 105-59 vs. Sacramento State (11-17-21)
Lost By 20 Points: L, 57-80 at USC (1-24-19)
Lost By 30 Points: L, 69-99 vs. BYU (12-28-09)
Shot 65% Or Better: 66.7% (32-48) vs. Northern Arizona (12-7-20)
Shot 60% Or Better: 60.7% (34-56) vs. UT Rio Grande Valley (11-12-21)
Shot Less Than 35%: 32.2% (15-59) vs. Arizona State (1-29-22)
Shot Less Than 30%: 28.1% (16-57) at USC (2-27-20)
Shot 70% 3FG Or Better: 71.4% (10-14) at Stanford 1-1-17
Shot 60% 3FG Or Better: 62.5% (10-16) vs. Utah (1-27-18)
Shot Less Than 30% 3FG: 13.0% (3-23) vs. Arizona State (1-29-22)
Shot Less Than 20% 3FG: 13.0% (3-23) vs. Arizona State (1-29-22)
Shot Less Than 15% 3FG: 13.0% (3-23) vs. Arizona State (1-29-22)
Made 10 Three-Pointers: 11 (of 27) at California (1-23-22)
Failed To Make a 3FG: (0-9) vs. UTEP (12-12-20)
Shot 90% On Free Throws: 90.5% (19-21) vs. CSU Bakersfield (12-9-20)
Shot Less Than 50% On FTs: 47.6% (10-21) vs. Oregon (2-22-20)
Had 50 Rebounds: 54 vs. UT Rio Grande Valley (11-12-21)
Had 20 Offensive Rebounds: 21 at UCLA (1-25-22)
Had 30 Assists: 31 vs. Sacramento State (11-17-21)
Had 20 Assists: 20 at Arizona State (2-7-22)
Had 20 Turnovers: 20 at Arizona State (2-7-22)
Had Less Than 10 Turnovers: 8 vs. North Dakota State (11-16-21)
Had 10 Steals: 10 vs. Utah (1-15-22)
Had 10 Blocks: 12 vs. California Baptist (12-18-21)
Had Pair of 20-Point Scorers: Mathurin (27), Koloko (22), Kriisa (21) vs. Washington (1-3-22)
Had 3 score 20-plus points: Mathurin (27), Koloko (22), Kriisa (21) vs. Washington (1-3-22)
Had 6 Double-Digit Scorers: at Arizona State (2-7-22)
Had 5 Double-Digit Scorers: at Arizona State (2-7-22)
Had No Double-Digit Scorers: vs. California (2-2-84)
Had Two 10+ Rebounders: at Arizona State (2-7-22)
 Azuolas Tubelis (11), Oumar Ballo (10) at Washington State (2-3-16)
 R. Anderson (12), K. Tarczewski (10) & M. Tollefsen (10)
Had Three 10+ Rebounders: 52 vs. Northern Colorado (12-15-21)
Scored 50 Points In 1st Half: 51 at Arizona State (2-7-22)
Scored 50 Points In 2nd Half: 66 vs. Long Beach State (11-24-19; 2nd Half)
Scored 60 Points in a Half: 19 at USC (1-24-19)
Scored 20 Or Fewer In 1st Half: 16 at Oregon (3-2-19)
Scored 20 Or Fewer In 2nd Half: 13 at Arizona State (2-7-22)
Erased a 10+ point deficit: W, 82-78 vs. Wichita State (11-19-21)
Won an OT Game: L, 72-73 vs. Oregon (2-22-20)
Lost an OT Game: W, 86-82 at Washington State (1-2-21)
Won a 2OT Game: L, 66-69 at Arizona State (2-14-14)
Lost a 2OT Game: W, 107-105 at California (2-5-11)
Won a 3OT Game: L, 73-77 vs. Colorado (12-20-65)
Won a 4OT Game: Never
Lost a 4OT Game: L, 101-103 at USC (1-9-16)
Won on buzzer beater: W, 84-82 at Arizona State - A. Tubelis (1-21-21)
Defeated a Ranked Team: W, 72-63 vs. #19 USC (2-5-22)
Lost To a Ranked Team: L, 59-75 at #7 UCLA (1-25-22)
Ranked AP No. 1: Jan. 27, 2014
Ranked in AP Top 5: 4th (2-7-22)
Ranked in AP Top 10: 7th (1-31-22)
Ranked in AP 11-25: 11th (12-6-21)

As An Individual:

Had a Triple-Double: Andre Iguodala (14 pts, 11 rebs, 10 assts) vs. UCLA (2-14-04)
Had a Dbl.-Dbl. (Pts/Reb): A. Tubelis (19p, 11r), Ballo (13p, 10r) - at ASU (2-7-22)
Had a Dbl.-Dbl. (Pts/Asst): Nico Mannion (16 pts & 11 assts), vs. Pepperdine (11-28-19)
Scored 20+ Pts w/ 10+ Rebs: Christian Koloko (22p, 10r) vs. Washington (1-3-22)
Scored 30+ Pts w/ 10+ Rebs: Deandre Ayton (32p, 18r), vs. USC (3-10-18)
Scored 20+ Pts w/ 20+ Rebs: Deandre Ayton (26p, 20r), vs. California (3-5-18)
Two Doubles-Doubles: A. Tubelis (19p, 11r), Ballo (13p, 10r) at ASU (2-7-22)
Scored 30 Points: Azuolas Tubelis (32) vs. Utah (1-15-22)
Scored 30 Points (P12 Only): Azuolas Tubelis (32) vs. Utah (1-15-22)
Scored 20 Points: Oumar Ballo (21) at Stanford (1-20-22)
Scored 20 Points (P12 Only): Oumar Ballo (21) at Stanford (1-20-22)
Had 20+ Rebounds: Deandre Ayton (20) vs. California (3-5-18)
Had 15-19 Rebounds: Azolas Tubelis (15) vs. Washington (2-27-21)
Had 7+ Offensive Rebounds: Azuolas Tubelis (7) vs. USC (2-5-22)
Had 10+ Assists: Kerr Kriisa (10) vs. Colorado (1-13-22)
Had 5+ Steals: Bennedit Mathurin (5) vs. Northern Colorado (12-15-21)
Had 5+ Blocks: Christian Koloko (5) vs. Arizona State (1-29-22)
Made 10+ Free Throws: James Akinjo (14-14) vs. UTEP (12-12-20)

VERSUS ARIZONA

As A Team:

Scored 100 Points: 103 (4OT) - USC (1-9-16)
Scored 90 Points: 91 - Pepperdine (11-28-19)
Scored Less Than 50 Points: 45 - vs. North Dakota State (11-16-21)
Scored Less Than 40 Points: 39 - San Jose State (11-14-19)
Shot 65% Or Better: 65.2% (30-46) - Oregon (2-4-17)
Shot 60% Or Better: 61.1% (33-54) - USC (2-27-13)
Shot 50% Or Better: 50% (32-64) - at UCLA (1-25-22)
Shot Less Than 35%: 34.3% (24-70) - vs. USC (2-5-22)
Shot Less Than 30%: 32.8% (20-61) - vs. Arizona State (1-29-22)
Shot Less Than 25%: 32.8% (20-61) - vs. vs. Arizona State (1-29-22)
Shot 60% 3FG Or Better: 64.0% (16-25) - Oregon (2-4-17)
Shot 50% 3FG Or Better: 54.5% (12-22) - at Oregon (3-1-21)
Shot Less Than 20% 3FG: 71% (1-14) - vs. Michigan (11-21-21)
Shot Less Than 10% 3FG: 71% (1-14) - vs. Michigan (11-21-21)
Made 15 Three-Pointers: 16 (of 36) - at Illinois (12-11-21)
Made 10 Three-Pointers: 13 (of 30) - at Arizona State (2-7-22)
Failed To Make a 3FG: (0-7) UCLA (1-18-97)
Shot 90% On Free Throws: 100% (12-12) - Utah (1-15-22)
Shot Less Than 50% On FT's: 40.0% (4-10) - at California (2-13-20)
Had 50 Rebounds: 51 - USC (1-24-19)
Had 20 Offensive Rebounds: 21 - at Stanford (1-20-22)
Had 20 Assists: 20 - Arizona State (2-7-22)
Had less than 5 assists: 2 - Arizona State (1-4-20)
Had 20 Turnovers: 20 - vs. Utah (1-15-22)
Had Less Than 10 Turnovers: 8 - vs. USC (2-5-22)
Had 10 Steals: 12 - at Arizona State (2-7-22)
Had 10 Blocks: 11 - Oregon (3-11-16)
Had 30-Point & 20-Point Scorers: Elijah Brown (30) & Mikyle McIntosh (20) Oregon (2-24-18)
Had Pair of 20-Point Scorers: Trent Frazier (27) & Alfonso Plummer (25) at Illinois (12-11-21)
Had Three 20-Point Scorers: Kameron Edwards (21), Colbey Ross (20), Skylar Chavez (20) - Pepperdine (11-28-19)
Had 6 Double-Digit Scorers: Kansas (11-27-10)
Had 5 Double-Digit Scorers: vs. Washington (2-27-21)
Had 1 Double-Digit Scorer: vs. USC (2-5-22)
Had No Double-Digit Scorers: at Stanford (1-20-22)
Had Two 10+ Rebounders: Nick Rakocevic (12) & Bennie Boatwright (12) USC (1-24-19)
Scored 50+ Points In 1st Half: 50 - Purdue (11-24-17)
Scored 50+ Points In 2nd Half: 52 - USC (1-7-20)
Scored 20 Or Less In 1st Half: 18 - vs. Arizona State (1-25-21)
Scored 20 Or Less In 2nd Half : 19 - California (3-5-18)
Did Not Score in OT period: UCLA (3-9-18)

As An Individual:

Had a Triple-Double: Jason Kidd - California (1-13-94)
 17 pts, 11 rebs, 11 assts
Had a Dbl-Dbl (Pts/Reb): John Fulkerson - at Tennessee (12-22-21)
 24 pts, 10 rebs
Had a Dbl-Dbl (Pts/Asst): AJ Brodeur - Penn (11-29-19); 11 pts, 10 assts
Had 30+ Points & 10+ Rebounds: Brandon McCoy - UNLV (12-2-17); 33 pts, 10 rebs
Had 20+ Points & 15+ Rebounds: Drick Bernstine - North Dakota (3-16-17); 20p, 15r
Had 20+ Points & 10+ Rebounds: John Fulkerson - at Tennessee (12-22-21); 24p, 10r
Two Double-Doubles: Nick Rakocevic 27 pts, 12 rebs & Bennie Boatwright 12 pts, 12 rebs, USC (1-24-19)
Scored 30+ Points in Back-to-Back Games vs. UA: Jimmer Fredette, BYU - 49 points (12-28-09) & 31 points (12-11-10)
Scored 40 Points: Jared Brownridge (44) - Santa Clara (11-26-15)
Scored 30 Points: Daylen Kountz (33) - vs. Northern Colorado (12-15-21)
Scored 30 Points (P12 Only): Payton Pritchard (38) - Oregon (2-22-20)
Scored 20 Points: Jordan Shepherd (21) - at California (1-23-22)
Scored 20 Points (P12 Only): Jordan Shepherd (21) - at California (1-23-22)
Had 20+ Rebounds: Zylan Cheatham (22) - Arizona State (1-31-19)
Had 15-19 Rebounds: Thomas Welsh (17) - UCLA (3-9-18)
Had 7+ Offensive Rebounds: Mark Vital (9) - Baylor (12-15-18)
Had 10+ Assists: Drew Peterson (10) - USC (1-7-21)
Had 5+ Steals: Jamiya Neal (5) - at ASU (2-7-22)
Had 5+ Blocks: Kylor Kelly (5) - Oregon State (2-20-20)
Made 10+ Free Throws: Isaiah Stewart (10) - Washington (3-11-20)
Made 15+ Free Throws: Elijah Brown (15) - Oregon (2-24-18)

TRACKING THE WILDCATS

| Category | 2021-22 |
|--------------------------------------|---------|
| Overall | 20-2 |
| In the Pac-12 | 10-1 |
| In non-conference games | 10-1 |
| In postseason games | 0-0 |
| At McKale Center | 13-0 |
| On the road | 5-2 |
| At a neutral site | 2-0 |
| Leads at halftime | 18-0 |
| Trails at halftime | 1-2 |
| Tied at halftime | 1-0 |
| Leads with 5:00 left | 20-0 |
| Trails with 5:00 left | 0-1 |
| Tied with 5:00 left | 0-1 |
| In overtime | 1-0 |
| Shoots .500 or better | 12-0 |
| Shoots less than .500 | 8-2 |
| Leads in FG % | 19-1 |
| Trails in FG % | 1-1 |
| Same FG % | 0-0 |
| Leads in three-point FG % | 11-1 |
| Trails in three-point FG % | 9-1 |
| Same three-point FG % | 0-0 |
| Makes 10 or more three-point FG | 5-0 |
| Leads in FT made | 18-1 |
| Trails in FT made | 2-1 |
| Tied in FT made | 0-0 |
| Leads in FT attempts | 18-1 |
| Trails in FT attempts | 2-1 |
| Tied in FT attempts | 0-0 |
| Leads in rebounds | 19-1 |
| Trails in rebounds | 1-1 |
| Tied in rebounds | 0-0 |
| Fewer turnovers than opponent | 11-0 |
| More turnovers than opponent | 8-2 |
| Same amount of turnovers as opponent | 1-0 |
| Leads in bench points | 14-1 |
| Trails in bench points | 6-1 |
| Tied in bench points | 0-0 |
| Has a player score 20 or more points | 10-1 |
| Has a player score 30 or more points | 2-0 |
| No Arizona player fouls out | 19-1 |
| One Arizona player fouls out | 1-0 |
| Two or more Arizona players foul out | 0-1 |
| Plays a ranked opponent | 3-2 |
| Plays in a non-conference MTE | 3-0 |
| In day games (before 5:00pm local) | 6-0 |
| In night games | 14-2 |
| In November | 6-0 |
| In December | 5-1 |
| In January | 6-1 |
| In February | 3-0 |
| In March | 0-0 |
| In April | 0-0 |
| On Sunday | 3-0 |
| On Monday | 2-0 |
| On Tuesday | 2-1 |
| On Wednesday | 2-1 |
| On Thursday | 3-0 |
| On Friday | 2-0 |
| On Saturday | 6-0 |
| Final margin is five points or less | 2-1 |
| Final margin is 6-10 points | 2-0 |
| Final margin is 11-20 points | 5-1 |
| Final margin is 21 points or more | 11-0 |
| Scores 59 points or less | 0-1 |
| Scores 60-69 points | 1-0 |
| Scores 70-79 points | 3-1 |
| Scores 80-89 points | 7-0 |
| Scores 90-99 points | 5-0 |
| Scores 100 points or more | 3-0 |

ARIZONA LEAD-DEFICIT

| Opponent | Lead | Deficit | Run | Changes | Ties | Led | Trailed | Result |
|----------------------|----------|----------|------|---------|------|-------|---------|---------------|
| Northern Arizona | 35 (2nd) | - | 13-0 | 0 | 1 | 39:35 | - | W, 81-52 |
| UT Rio Grande Valley | 57 (2nd) | - | 12-0 | 0 | 0 | 39:47 | - | W, 104-50 |
| North Dakota State | 55 (2nd) | - | 12-0 | 0 | 0 | 39:38 | - | W, 97-45 |
| Wichita State | 16 (2nd) | 1 (2nd) | 9-0 | 2 | 5 | 41:14 | 0:40 | W, 82-78 (ot) |
| Michigan | 20 (2nd) | 4 (1st) | 7-0 | 5 | 5 | 31:14 | 5:40 | W, 80-62 |
| Sacramento State | 52 (2nd) | 1 (1st) | 18-0 | 2 | 0 | 39:12 | 0:15 | W, 105-59 |
| at Oregon State | 28 (2nd) | 6 (1st) | 16-0 | 4 | 1 | 34:23 | 5:10 | W, 90-65 |
| Wyoming | 36 (2nd) | 2 (1st) | 15-0 | 1 | 1 | 38:45 | 0:12 | W, 94-65 |
| at Illinois | 7 (1st) | 13 (1st) | 12-0 | 12 | 4 | 20:09 | 18:34 | W, 83-79 |
| Northern Colorado | 27 (2nd) | 3 (1st) | 13-0 | 6 | 5 | 36:37 | 2:09 | W, 101-76 |
| California Baptist | 24 (2nd) | 11 (1st) | 14-0 | 1 | 0 | 29:01 | 10:04 | W, 84-60 |
| at Tennessee | none | 15 (1st) | 10-0 | 0 | 2 | - | 39:00 | L, 73-77 |
| Washington | 19 (2nd) | 1 (1st) | 11-0 | 2 | 2 | 38:28 | 0:15 | W, 95-79 |
| Colorado | 25 (2nd) | - | 10-0 | 0 | 0 | 38:21 | - | W, 76-55 |
| Utah | 23 (2nd) | 6 (1st) | 21-0 | 3 | 3 | 22:08 | 15:17 | W, 82-64 |
| at Stanford | 31 (2nd) | 2 (1st) | 12-0 | 1 | 1 | 38:39 | 0:28 | W, 85-57 |
| at California | 29 (2nd) | - | 11-0 | 0 | 1 | 38:38 | - | W, 96-71 |
| at UCLA | 4 (1st) | 18 (2nd) | 7-0 | 7 | 2 | 2:34 | 36:28 | L, 59-75 |
| Arizona State | 13 (2nd) | 8 (1st) | 10-0 | 3 | 6 | 16:54 | 18:54 | W, 67-56 |
| UCLA | 17 (1st) | 2 (1st) | 12-0 | 3 | 4 | 36:43 | 1:23 | W, 76-66 |
| USC | 9 (2nd) | 6 (2nd) | 10-0 | 14 | 11 | 28:21 | 7:22 | W, 72, 63 |
| at Arizona State | 26 (2nd) | 13 (1st) | 11-0 | 5 | 4 | 25:54 | 9:39 | W, 91-79 |

ARIZONA RECORD BY STARTING LINEUP

| | 1 | 2 | 3 | 4 | 5 | Record |
|--|--------|----------|-------|------------|--------|--------|
| | Kriisa | Mathurin | Terry | A. Tubelis | Koloko | 18-1 |
| | Kier | Mathurin | Terry | A. Tubelis | Koloko | 1-0 |
| | Kriisa | Mathurin | Terry | Larsson | Koloko | 1-0 |

SPECIALTY STATS COMPARISON

| Opponent | Paint | Off TO | 2nd Chance | Fast Break | Bench |
|----------------------|-------|--------|------------|------------|-------|
| Northern Arizona | 40/2 | 24/4 | 18/9 | 21/10 | 24/23 |
| UT Rio Grande Valley | 46/16 | 23/14 | 17/7 | 16/14 | 40/13 |
| North Dakota State | 40/20 | 21/6 | 15/14 | 19/2 | 37/23 |
| Wichita State | 36/22 | 18/12 | 15/19 | 17/10 | 14/30 |
| Michigan | 54/30 | 14/16 | 11/6 | 10/11 | 9/18 |
| Sacramento State | 54/24 | 21/9 | 17/7 | 26/11 | 51/24 |
| at Oregon State | 48/36 | 27/12 | 21/17 | 16/10 | 26/17 |
| Wyoming | 52/26 | 19/7 | 20/7 | 16/3 | 23/5 |
| at Illinois | 42/16 | 25/16 | 16/11 | 18/3 | 8/14 |
| Northern Colorado | 60/28 | 12/16 | 22/5 | 9/11 | 26/3 |
| California Baptist | 48/22 | 14/15 | 19/0 | 19/2 | 29/20 |
| at Tennessee | 34/32 | 18/16 | 7/13 | 22/12 | 15/16 |
| Washington | 40/40 | 9/25 | 16/16 | 24/18 | 3/21 |
| Colorado | 42/28 | 13/20 | 4/10 | 22/14 | 31/29 |
| Utah | 56/28 | 26/21 | 13/8 | 13/10 | 13/35 |
| at Stanford | 48/20 | 12/5 | 7/14 | 15/2 | 45/26 |
| at California | 34/28 | 4/7 | 9/14 | 7/13 | 34/23 |
| at UCLA | 32/28 | 3/15 | 14/3 | 3/4 | 22/14 |
| Arizona State | 28/16 | 12/11 | 13/10 | 15/10 | 25/12 |
| UCLA | 28/38 | 9/6 | 9/13 | 11/13 | 10/7 |
| USC | 42/28 | 8/8 | 11/9 | 9/6 | 14/19 |
| at Arizona State | 52/28 | 17/32 | 14/14 | 22/6 | 29/24 |

(Arizona/Opponent)

SCORING MARGIN TRACKER

| Total | 1 | 2 | 3 | 4 | 5 | 6 | 7 | 8 | 9 | 10 | 11-15 | 16-20 | 21+ |
|-------|---|---|---|---|---|---|---|---|---|----|-------|-------|-----|
| Win | 0 | 0 | 0 | 2 | 0 | 0 | 0 | 0 | 1 | 1 | 2 | 3 | 11 |
| Loss | 0 | 0 | 0 | 1 | 0 | 0 | 0 | 0 | 0 | 0 | 0 | 1 | 0 |

NCAA RANKINGS

Arizona - 2021-22 Men's Basketball Ranking Summary thru games 02/08/2022

| Statistic | National Rank | Conference Rank | Value | National Leader | Value | Conference Leader | Value |
|--|---------------|-----------------|-------|----------------------|--------------|---------------------|-------|
| 3-pt Field Goal Attempts (350 ranked) | 150 | 3 | 510 | Eastern Ky. | 818 | Utah | 565 |
| Assist Turnover Ratio (350 ranked) | 12 | 2 | 1.47 | Iowa | 1.82 | UCLA | 1.53 |
| Assists Per Game (350 ranked) | 1 | 1 | 20.1 | Arizona | 20.1 | Arizona | 20.1 |
| Blocked Shots Per Game (350 ranked) | 3 | 1 | 6.4 | Auburn | 8.2 | Arizona | 6.4 |
| Defensive Rebounds per Game (350 ranked) | 2 | 1 | 31.09 | Gonzaga | 32.52 | Arizona | 31.09 |
| Fewest Fouls (350 ranked) | 162 | 6 | 367 | New Hampshire | 261 | UCLA | 342 |
| Fewest Turnovers (350 ranked) | 212 | 9 | 301 | New Hampshire | 170 | UCLA | 196 |
| Field-Goal Percentage (350 ranked) | 19 | 1 | 48.4 | Gonzaga | 53.6 | Arizona | 48.4 |
| Field-Goal Percentage Defense (350 ranked) | 2 | 1 | 37.0 | Houston | 36.0 | Arizona | 37.0 |
| Free Throw Attempts (350 ranked) | 26 | 1 | 486 | Arkansas | 554 | Arizona | 486 |
| Free Throws Made (350 ranked) | 28 | 1 | 352 | Arkansas | 411 | Arizona | 352 |
| Free-Throw Percentage (350 ranked) | 145 | 5 | 72.4 | Villanova | 83.3 | Utah | 79.6 |
| Offensive Rebounds Per Game (350 ranked) | 26 | 1 | 12.73 | South Carolina St. | 15.35 | Arizona | 12.73 |
| Personal Fouls Per Game (350 ranked) | 178 | 5 | 16.7 | Western Ky. | 12.0 | Southern California | 14.8 |
| Rebound Margin (350 ranked) | 4 | 1 | 9.7 | Purdue | 11.3 | Arizona | 9.7 |
| Scoring Defense (350 ranked) | 70 | 3 | 65.1 | Texas | 55.8 | Washington St. | 62.2 |
| Scoring Margin (350 ranked) | 3 | 1 | 20.0 | Gonzaga | 25.6 | Arizona | 20.0 |
| Scoring Offense (350 ranked) | 3 | 1 | 85.1 | Gonzaga | 90.9 | Arizona | 85.1 |
| Steals Per Game (350 ranked) | 146 | 3 | 6.9 | Abilene Christian | 11.2 | Washington | 9.0 |
| Three Pt FG Defense (350 ranked) | 115 | 7 | 32.1 | UC Irvine | 25.8 | Washington St. | 30.1 |
| Three-Point Field Goals Per Game (350 ranked) | 156 | 3 | 7.8 | Oral Roberts | 12.4 | Washington St. | 9.0 |
| Three-Point Field-Goal Percentage (350 ranked) | 196 | 8 | 33.5 | South Dakota St. | 44.5 | Oregon | 36.2 |
| Total 3-point FGM (350 ranked) | 168 | 3 | 171 | Furman | 316 | Utah | 192 |
| Total Assists (350 ranked) | 4 | 1 | 442 | Belmont | 481 | Arizona | 442 |
| Total Blocks (350 ranked) | 3 | 1 | 141 | Auburn | 197 | Arizona | 141 |
| Total Rebounds (350 ranked) | 11 | 2 | 964 | BYU UTSA | 994 994 | Southern California | 983 |
| Total Rebounds Per Game (350 ranked) | 1 | 1 | 43.82 | Arizona | 43.82 | Arizona | 43.82 |
| Total Steals (350 ranked) | 158 | 2 | 152 | LSU | 266 | Washington | 188 |
| Turnover Margin (350 ranked) | 184 | 6 | 0.2 | Abilene Christian | 9.2 | Washington | 5.1 |
| Turnovers Forced (350 ranked) | 111 | 5 | 13.86 | Abilene Christian | 21.91 | Washington | 17.19 |
| Turnovers Per Game (350 ranked) | 246 | 10 | 13.7 | Wisconsin | 8.3 | UCLA | 9.3 |
| Won-Lost Percentage (350 ranked) | 3 | 1 | 90.9 | Auburn Murray St. | 91.7 91.7 | Arizona | 90.9 |

MISC. STATS FROM 2021-22 SEASON

LEADS & DEFICITS

Largest Lead Overall 57 (103-46) vs. UTRGV (11/12/2021)
 Largest Deficit Overall 18 (55-73) at UCLA (1-25-22)
 Largest Lead Blown in Loss None
 Largest Halftime Lead 31 vs. Wyoming, 12/8/2021
 Largest Halftime Deficit 13 (21-34) at Tennessee (12-22-21)

HOW MANY TIMES?

| Double-Figure Scoring | 2021-22 | Career |
|--------------------------|---------|--------|
| Bennedict Mathurin | 19 | 34 |
| Azuolas Tubelis | 16 | 33 |
| Christian Koloko | 15 | 17 |
| Kerr Kriisa | 12 | 13 |
| Justin Kier | 8 | 69 |
| Oumar Ballo | 7 | 8 |
| Dalen Terry | 7 | 10 |
| Kim Aiken Jr. | 1 | 45 |
| Pelle Larsson | 6 | 15 |

| Double-Figure Rebounds | 2021-22 | Career |
|--------------------------|---------|--------|
| Christian Koloko | 6 | 8 |
| Bennedict Mathurin | 3 | 5 |
| Oumar Ballo | 2 | 2 |
| Dalen Terry | 1 | 1 |
| Azuolas Tubelis | 2 | 6 |
| Kim Aiken Jr. | 0 | 26 |
| Justin Kier | 0 | 8 |

| Double-Figure Assists | 2021-22 | Career |
|-----------------------|---------|--------|
| Kerr Kriisa | 1 | 1 |

| 20-Point Games | 2021-22 | Career |
|--------------------------|---------|--------|
| Bennedict Mathurin | 6 | 9 |
| Azuolas Tubelis | 2 | 4 |
| Christian Koloko | 3 | 3 |
| Kerr Kriisa | 1 | 1 |
| Oumar Ballo | 1 | 1 |
| Kim Aiken Jr. | 0 | 11 |

***includes 30-point games*

| 30-Point Games | 2021-22 | Career |
|--------------------------|---------|--------|
| Bennedict Mathurin | 1 | 2 |
| Azuolas Tubelis | 1 | 2 |

| Double-Doubles | 2021-22 | Career |
|--------------------------|---------|--------|
| Christian Koloko | 6 | 6 |
| Bennedict Mathurin | 3 | 5 |
| Oumar Ballo | 2 | 2 |
| Dalen Terry | 1 | 1 |
| Azuolas Tubelis | 2 | 5 |
| Kim Aiken Jr. | 0 | 19 |
| Justin Kier | 0 | 8 |

2021-22 SEASON STATS



2021-22 Arizona Men's Basketball Combined Team Statistics All games

Page 1/1
as of Feb 08, 2022

Game Records

| Record | Overall | Home | Away | Neutral |
|----------------|---------|------|------|---------|
| ALL GAMES | 20-2 | 13-0 | 5-2 | 2-0 |
| CONFERENCE | 10-1 | 6-0 | 4-1 | 0-0 |
| NON-CONFERENCE | 10-1 | 7-0 | 1-1 | 2-0 |

Score by Periods

| Team | 1st | 2nd | OT | TOT |
|-----------|-----|-----|----|------|
| Arizona | 884 | 976 | 13 | 1873 |
| Opponents | 686 | 738 | 9 | 1433 |

Team Box Score

| No. | Player | | | | Total | | 3-Point | | F-Throw | | Rebounds | | | | | | | | | | | |
|-----------|---------------------|-------|--------|------|----------|------|----------|------|---------|-------|----------|-----|-----|------|-----|----|-----|-----|-----|-----|------|------|
| | | GP-GS | MIN | AVG | FG-FGA | FG% | 3FG-3FGA | 3FG% | FT-FTA | FT% | OFF | DEF | TOT | AVG | PF | DQ | A | TO | BLK | STL | PTS | AVG |
| 0 | MATHURIN, Bennedict | 22-22 | 696:57 | 31.7 | 126-275 | .458 | 44-124 | .355 | 68-91 | .747 | 36 | 96 | 132 | 6.0 | 41 | 1 | 46 | 41 | 7 | 21 | 364 | 16.5 |
| 10 | TUBELIS, Azuolas | 21-20 | 509:06 | 24.2 | 120-219 | .548 | 6-28 | .214 | 61-93 | .656 | 43 | 93 | 136 | 6.5 | 45 | 0 | 53 | 46 | 19 | 19 | 307 | 14.6 |
| 35 | KOLOKO, Christian | 22-22 | 539:07 | 24.5 | 105-174 | .603 | 0-2 | .000 | 63-85 | .741 | 58 | 103 | 161 | 7.3 | 62 | 1 | 28 | 33 | 68 | 19 | 273 | 12.4 |
| 25 | KRIISA, Kerr | 21-21 | 625:26 | 29.8 | 71-195 | .364 | 52-154 | .338 | 28-36 | .778 | 9 | 41 | 50 | 2.4 | 43 | 1 | 104 | 50 | 2 | 12 | 222 | 10.6 |
| 11 | BALLO, Oumar | 22-0 | 323:49 | 14.7 | 58-90 | .644 | 0-0 | .000 | 48-70 | .686 | 41 | 65 | 106 | 4.8 | 31 | 0 | 12 | 20 | 26 | 5 | 164 | 7.5 |
| 3 | LARSSON, Pelle | 22-2 | 453:42 | 20.6 | 52-106 | .491 | 20-54 | .370 | 38-48 | .792 | 21 | 55 | 76 | 3.5 | 48 | 0 | 39 | 31 | 5 | 18 | 162 | 7.4 |
| 5 | KIER, Justin | 22-1 | 445:06 | 20.2 | 58-136 | .426 | 23-67 | .343 | 19-25 | .760 | 9 | 63 | 72 | 3.3 | 23 | 0 | 50 | 26 | 1 | 15 | 158 | 7.2 |
| 4 | TERRY, Dalen | 22-22 | 570:38 | 25.9 | 60-133 | .451 | 12-45 | .267 | 21-25 | .840 | 27 | 85 | 112 | 5.1 | 51 | 1 | 84 | 31 | 10 | 27 | 153 | 7.0 |
| 24 | AIKEN JR., Kim | 7-0 | 94:11 | 13.5 | 13-27 | .481 | 9-16 | .563 | 0-2 | .000 | 8 | 16 | 24 | 3.4 | 8 | 0 | 14 | 3 | 2 | 7 | 35 | 5.0 |
| 2 | BAL, Adama | 15-0 | 51:59 | 3.5 | 5-14 | .357 | 4-9 | .444 | 0-2 | .000 | 2 | 4 | 6 | 0.4 | 6 | 0 | 7 | 5 | 0 | 3 | 14 | 0.9 |
| 1 | NOWELL, Shane | 14-0 | 52:08 | 3.7 | 4-15 | .267 | 1-5 | .200 | 2-2 | 1.000 | 0 | 15 | 15 | 1.1 | 5 | 0 | 5 | 5 | 1 | 4 | 11 | 0.8 |
| 50 | MAINS, Jordan | 11-0 | 24:52 | 2.3 | 1-5 | .200 | 0-3 | .000 | 4-6 | .667 | 3 | 6 | 9 | 0.8 | 1 | 0 | 0 | 1 | 0 | 2 | 6 | 0.5 |
| 20 | TUBELIS, Tautvilas | 10-0 | 17:33 | 1.8 | 2-4 | .500 | 0-1 | .000 | 0-1 | .000 | 0 | 0 | 0 | 0.0 | 1 | 0 | 0 | 3 | 0 | 0 | 4 | 0.4 |
| 53 | WEITMAN, Grant | 12-0 | 20:25 | 1.7 | 0-2 | .000 | 0-2 | .000 | 0-0 | .000 | 0 | 2 | 2 | 0.2 | 2 | 0 | 0 | 1 | 0 | 0 | 0 | 0.0 |
| Team | | | | | | | | | | | 23 | 40 | 63 | | | | | 5 | | | | |
| Total | | 22 | 4425 | | 675-1395 | .484 | 171-510 | .335 | 352-486 | .724 | 280 | 684 | 964 | 43.8 | 367 | 4 | 442 | 301 | 141 | 152 | 1873 | 85.1 |
| Opponents | | 22 | 4428 | | 532-1436 | .370 | 160-499 | .321 | 209-325 | .643 | 266 | 484 | 750 | 34.1 | 416 | 10 | 261 | 305 | 56 | 152 | 1433 | 65.1 |

Team Statistics

| | UA | OPP |
|------------------------|-----------------|-----------------|
| Scoring | 1873 | 1433 |
| Points per game | 85.1 | 65.1 |
| Scoring margin | +20.0 | - |
| Field goals-att | 675-1395 | 532-1436 |
| Field goal pct | .484 | .370 |
| 3 point fg-att | 171-510 | 160-499 |
| 3-point FG pct | .335 | .321 |
| 3-pt FG made per game | 7.8 | 7.3 |
| Free throws-att | 352-486 | 209-325 |
| Free throw pct | .724 | .643 |
| F-Throws made per game | 16.0 | 9.5 |
| Rebounds | 964 | 750 |
| Rebounds per game | 43.8 | 34.1 |
| Rebounding margin | +9.7 | - |
| Assists | 442 | 261 |
| Assists per game | 20.1 | 11.9 |
| Turnovers | 301 | 305 |
| Turnovers per game | 13.7 | 13.9 |
| Turnover margin | +0.2 | - |
| Assist/turnover ratio | 1.5 | 0.9 |
| Steals | 152 | 152 |
| Steals per game | 6.9 | 6.9 |
| Blocks | 141 | 56 |
| Blocks per game | 6.4 | 2.5 |
| Winning streak | 4 | - |
| Home win streak | 13 | - |
| Attendance | 171465 | 72053 |
| Home games-Avg/Game | 13-13190 | 7-10293 |
| Neutral site-Avg/Game | - | 2-9051 |

Team Results

| Date | Opponent | | Score | Att. |
|------------|---------------------|-----|--------|-------|
| 11/09/2021 | Northern Ariz. | W | 81-52 | 12421 |
| 11/12/2021 | UTRGV | W | 104-50 | 11862 |
| 11/16/2021 | North Dakota St. | W | 97-45 | 12059 |
| 11/19/2021 | vs Wichita St. | Wot | 82-78 | 9477 |
| 11/21/2021 | vs Michigan | W | 80-62 | 8624 |
| 11/27/2021 | Sacramento St. | W | 105-59 | 11733 |
| 12/05/2021 | at Oregon St. | W | 90-65 | 3918 |
| 12/08/2021 | Wyoming | W | 94-65 | 13077 |
| 12/11/2021 | at Illinois | W | 83-79 | 15544 |
| 12/15/2021 | Northern Colo. | W | 101-76 | 11943 |
| 12/18/2021 | California Baptist | W | 84-60 | 14263 |
| 12/22/2021 | at Tennessee | L | 73-77 | 20408 |
| 01/03/2022 | Washington | W | 95-79 | 12496 |
| 01/13/2022 | Colorado | W | 76-55 | 13515 |
| 01/15/2022 | Utah | W | 82-64 | 14164 |
| 01/20/2022 | at Stanford | W | 85-57 | 100 |
| 01/23/2022 | at California | W | 96-71 | 7582 |
| 01/25/2022 | at UCLA | L | 59-75 | 11268 |
| 01/29/2022 | Arizona St. | W | 67-56 | 14644 |
| 02/03/2022 | UCLA | W | 76-66 | 14644 |
| 02/05/2022 | Southern California | W | 72-63 | 14644 |
| 02/07/2022 | at Arizona St. | W | 91-79 | 13233 |

2021-22 PAC-12 STATS



2021-22 Arizona Men's Basketball Combined Team Statistics In Conference games

Page 1/1
as of Feb 08, 2022

Game Records

| Record | Overall | Home | Away | Neutral |
|----------------|---------|------|------|---------|
| ALL GAMES | 10-1 | 6-0 | 4-1 | 0-0 |
| CONFERENCE | 10-1 | 6-0 | 4-1 | 0-0 |
| NON-CONFERENCE | 0-0 | 0-0 | 0-0 | 0-0 |

Score by Periods

| Team | 1st | 2nd | OT | TOT |
|-----------|-----|-----|----|-----|
| Arizona | 421 | 468 | 0 | 889 |
| Opponents | 360 | 370 | 0 | 730 |

Team Box Score

| No. | Player | | | | Total | | 3-Point | | F-Throw | | Rebounds | | | | | | | | | | | |
|-----------|---------------------|-------|--------|------|---------|------|----------|------|---------|------|----------|-----|-----|------|-----|----|-----|-----|-----|-----|-----|------|
| | | GP-GS | MIN | AVG | FG-FGA | FG% | 3FG-3FGA | 3FG% | FT-FTA | FT% | OFF | DEF | TOT | AVG | PF | DQ | A | TO | BLK | STL | PTS | AVG |
| 0 | MATHURIN, Bennedict | 11-11 | 350:16 | 31.8 | 61-139 | .439 | 20-59 | .339 | 32-47 | .681 | 13 | 46 | 59 | 5.4 | 23 | 0 | 22 | 17 | 3 | 9 | 174 | 15.8 |
| 10 | TUBELIS, Azuolas | 10-9 | 227:40 | 22.8 | 53-104 | .510 | 2-11 | .182 | 26-39 | .667 | 25 | 38 | 63 | 6.3 | 19 | 0 | 21 | 24 | 7 | 9 | 134 | 13.4 |
| 35 | KOLOKO, Christian | 11-11 | 278:54 | 25.4 | 49-86 | .570 | 0-1 | .000 | 33-45 | .733 | 33 | 51 | 84 | 7.6 | 28 | 0 | 14 | 20 | 31 | 6 | 131 | 11.9 |
| 25 | KRIISA, Kerr | 10-10 | 310:36 | 31.1 | 28-87 | .322 | 23-70 | .329 | 13-15 | .867 | 2 | 18 | 20 | 2.0 | 23 | 0 | 47 | 28 | 1 | 3 | 92 | 9.2 |
| 3 | LARSSON, Pelle | 11-2 | 264:15 | 24.0 | 30-59 | .508 | 11-32 | .344 | 27-35 | .771 | 13 | 33 | 46 | 4.2 | 24 | 0 | 22 | 17 | 4 | 11 | 98 | 8.9 |
| 11 | BALLO, Oumar | 11-0 | 178:23 | 16.2 | 31-44 | .705 | 0-0 | .000 | 30-46 | .652 | 21 | 30 | 51 | 4.6 | 14 | 0 | 4 | 11 | 13 | 2 | 92 | 8.4 |
| 24 | AIKEN JR., Kim | 1-0 | 11:45 | 11.8 | 3-5 | .600 | 2-4 | .500 | 0-0 | .000 | 0 | 1 | 1 | 1.0 | 1 | 0 | 1 | 0 | 1 | 3 | 8 | 8.0 |
| 4 | TERRY, Dalen | 11-11 | 302:13 | 27.5 | 30-68 | .441 | 7-26 | .269 | 13-15 | .867 | 13 | 51 | 64 | 5.8 | 25 | 0 | 43 | 21 | 4 | 15 | 80 | 7.3 |
| 5 | KIER, Justin | 11-1 | 221:17 | 20.1 | 26-64 | .406 | 9-31 | .290 | 6-7 | .857 | 5 | 38 | 43 | 3.9 | 11 | 0 | 27 | 13 | 1 | 7 | 67 | 6.1 |
| 2 | BAL, Adama | 7-0 | 25:12 | 3.6 | 3-6 | .500 | 2-5 | .400 | 0-0 | .000 | 1 | 3 | 4 | 0.6 | 4 | 0 | 3 | 2 | 0 | 1 | 8 | 1.1 |
| 1 | NOWELL, Shane | 7-0 | 15:51 | 2.3 | 2-6 | .333 | 1-4 | .250 | 0-0 | .000 | 0 | 3 | 3 | 0.4 | 0 | 0 | 2 | 2 | 0 | 1 | 5 | 0.7 |
| 20 | TUBELIS, Tautvilas | 3-0 | 02:53 | 1.0 | 0-0 | .000 | 0-0 | .000 | 0-0 | .000 | 0 | 0 | 0 | 0.0 | 0 | 0 | 0 | 0 | 0 | 0 | 0 | 0.0 |
| 53 | WEITMAN, Grant | 5-0 | 05:52 | 1.2 | 0-1 | .000 | 0-1 | .000 | 0-0 | .000 | 0 | 0 | 0 | 0.0 | 1 | 0 | 0 | 0 | 0 | 0 | 0 | 0.0 |
| 50 | MAINS, Jordan | 4-0 | 04:53 | 1.2 | 0-2 | .000 | 0-1 | .000 | 0-0 | .000 | 1 | 1 | 2 | 0.5 | 0 | 0 | 0 | 1 | 0 | 0 | 0 | 0.0 |
| Team | | | | | | | | | | | 15 | 22 | 37 | | | | | 3 | | | | |
| Total | | 11 | 2200 | | 316-671 | .471 | 77-245 | .314 | 180-249 | .723 | 142 | 335 | 477 | 43.4 | 173 | 0 | 206 | 159 | 65 | 67 | 889 | 80.8 |
| Opponents | | 11 | 2200 | | 281-733 | .383 | 75-227 | .330 | 93-139 | .669 | 141 | 243 | 384 | 34.9 | 217 | 5 | 147 | 138 | 33 | 85 | 730 | 66.4 |

Team Statistics

| | UA | OPP |
|------------------------|----------------|----------------|
| Scoring | 889 | 730 |
| Points per game | 80.8 | 66.4 |
| Scoring margin | +14.5 | - |
| Field goals-att | 316-671 | 281-733 |
| Field goal pct | .471 | .383 |
| 3 point fg-att | 77-245 | 75-227 |
| 3-point FG pct | .314 | .330 |
| 3-pt FG made per game | 7.0 | 6.8 |
| Free throws-att | 180-249 | 93-139 |
| Free throw pct | .723 | .669 |
| F-Throws made per game | 16.4 | 8.5 |
| Rebounds | 477 | 384 |
| Rebounds per game | 43.4 | 34.9 |
| Rebounding margin | +8.5 | - |
| Assists | 206 | 147 |
| Assists per game | 18.7 | 13.4 |
| Turnovers | 159 | 138 |
| Turnovers per game | 14.5 | 12.5 |
| Turnover margin | -1.9 | - |
| Assist/turnover ratio | 1.3 | 1.1 |
| Steals | 67 | 85 |
| Steals per game | 6.1 | 7.7 |
| Blocks | 65 | 33 |
| Blocks per game | 5.9 | 3.0 |
| Winning streak | 4 | - |
| Home win streak | 6 | - |
| Attendance | 84107 | 36101 |
| Home games-Avg/Game | 6-14018 | 5-7220 |
| Neutral site-Avg/Game | - | 0-0 |

Team Results

| Date | Opponent | | Score | Att. |
|------------|---------------------|---|-------|-------|
| 12/05/2021 | at Oregon St. | W | 90-65 | 3918 |
| 01/03/2022 | Washington | W | 95-79 | 12496 |
| 01/13/2022 | Colorado | W | 76-55 | 13515 |
| 01/15/2022 | Utah | W | 82-64 | 14164 |
| 01/20/2022 | at Stanford | W | 85-57 | 100 |
| 01/23/2022 | at California | W | 96-71 | 7582 |
| 01/25/2022 | at UCLA | L | 59-75 | 11268 |
| 01/29/2022 | Arizona St. | W | 67-56 | 14644 |
| 02/03/2022 | UCLA | W | 76-66 | 14644 |
| 02/05/2022 | Southern California | W | 72-63 | 14644 |
| 02/07/2022 | at Arizona St. | W | 91-79 | 13233 |

PAC-12 STANDINGS AND RANKINGS



2021-22 Pac-12 Men's Basketball Conference Team Leaders Long All games

Page 1/5
as of Feb 09, 2022

Conference Records

| Team | Conference | Pct. | PF | PA | Overall | Pct. | PF | PA |
|---------------------|------------|------|-------|-------|---------|------|-------|-------|
| Arizona | 10-1 | .909 | 80.82 | 66.36 | 20-2 | .909 | 85.14 | 65.14 |
| UCLA | 9-3 | .750 | 73.33 | 64.75 | 17-4 | .810 | 77.76 | 65.90 |
| Oregon | 8-3 | .727 | 76.55 | 68.64 | 15-7 | .682 | 73.82 | 67.00 |
| Washington St. | 7-3 | .700 | 66.40 | 57.60 | 14-7 | .667 | 73.14 | 62.24 |
| Southern California | 9-4 | .692 | 71.62 | 66.46 | 20-4 | .833 | 73.33 | 63.58 |
| Washington | 7-4 | .636 | 70.55 | 72.45 | 12-9 | .571 | 70.14 | 71.86 |
| Stanford | 7-6 | .538 | 66.62 | 68.77 | 14-9 | .609 | 68.00 | 68.78 |
| Colorado | 6-7 | .462 | 67.31 | 68.69 | 14-9 | .609 | 68.96 | 66.35 |
| Arizona St. | 3-8 | .273 | 61.45 | 71.45 | 7-14 | .333 | 64.19 | 69.95 |
| California | 2-11 | .154 | 62.23 | 69.85 | 9-15 | .375 | 64.17 | 66.42 |
| Utah | 2-12 | .143 | 67.79 | 74.57 | 9-15 | .375 | 70.25 | 69.83 |
| Oregon St. | 1-9 | .100 | 67.60 | 80.90 | 3-17 | .150 | 67.80 | 75.55 |



2021-22 Pac-12 Men's Basketball Conference Statistical Ranking Comparison All games

Page 1/1
as of Feb 09, 2022

| Team | Offense | | | | Defense | | | |
|---------------------|---------|--------|---------|----------|---------|--------|---------|----------|
| | Scoring | FG Pct | 3FG Pct | Rebounds | Scoring | FG Pct | 3FG Pct | Rebounds |
| Arizona | 1 | 1 | 8 | 1 | 3 | 1 | 7 | 7 |
| Arizona St. | 11 | 12 | 12 | 8 | 10 | 4 | 10 | 12 |
| California | 12 | 8 | 9 | 9 | 6 | 7 | 5 | 3 |
| Colorado | 8 | 6 | 2 | 7 | 5 | 5 | 9 | 2 |
| Oregon | 3 | 2 | 1 | 10 | 7 | 8 | 3 | 5 |
| Oregon St. | 10 | 5 | 10 | 12 | 12 | 12 | 12 | 10 |
| Southern California | 4 | 3 | 5 | 2 | 2 | 2 | 4 | 6 |
| Stanford | 9 | 7 | 7 | 6 | 8 | 11 | 6 | 1 |
| UCLA | 2 | 4 | 4 | 4 | 4 | 6 | 8 | 8 |
| Utah | 6 | 10 | 6 | 5 | 9 | 9 | 2 | 9 |
| Washington | 7 | 11 | 11 | 11 | 11 | 10 | 11 | 11 |
| Washington St. | 5 | 9 | 3 | 3 | 1 | 3 | 1 | 4 |

| Team | FT Pct. | 3FGs | Blocks | Steals | Assists | Scoring Margin | Rebound Margin | Turnover Margin | Ast/TO Ratio |
|---------------------|---------|------|--------|--------|---------|----------------|----------------|-----------------|--------------|
| Arizona | 5 | 3 | 1 | 3 | 1 | 1 | 1 | 6 | 2 |
| Arizona St. | 9 | 7 | 3 | 5 | 7 | 11 | 11 | 5 | 5 |
| California | 4 | 11 | 12 | 11 | 10 | 10 | 8 | 9 | 8 |
| Colorado | 3 | 10 | 7 | 9 | 5 | 6 | 4 | 10 | 9 |
| Oregon | 10 | 4 | 10 | 3 | 8 | 5 | 9 | 4 | 6 |
| Oregon St. | 8 | 12 | 9 | 7 | 9 | 12 | 10 | 7 | 7 |
| Southern California | 12 | 8 | 4 | 10 | 2 | 4 | 3 | 8 | 3 |
| Stanford | 11 | 5 | 11 | 8 | 5 | 8 | 2 | 12 | 12 |
| UCLA | 6 | 6 | 6 | 2 | 4 | 2 | 6 | 2 | 1 |
| Utah | 1 | 2 | 8 | 11 | 3 | 7 | 7 | 11 | 4 |
| Washington | 7 | 9 | 2 | 1 | 12 | 9 | 12 | 1 | 11 |
| Washington St. | 2 | 1 | 5 | 6 | 11 | 3 | 5 | 3 | 10 |



BOX SCORES

GAME 1: Arizona 81, Northern Arizona 52



Official Basketball Box Score - Final
Northern Ariz. at Arizona
11/6/21 McKale Center, Tucson
2021-22 Men's Basketball

Game Time: 8:30 PM
Game Duration: 2:39
Attendance: 12,421

Officials: Mike Reed, Marc Beasley, Ryan McDaniels

Northern Ariz. - 52 Record: 0-1

| NO. Name | Min | FG | 3P | FT | Rebounds | Fouls | TP | AS | TO | ST | Blocks | +/- |
|---------------------|---------|-------|------|------|-----------|--------|----|----|----|----|--------|-----|
| | | M-A | M-A | M-A | OR DR TOT | PF | FD | | | | BS BA | |
| 13 Keith Haymon | F 19:28 | 3-7 | 1-4 | 0-1 | 0 0 0 | 3 1 7 | 0 | 2 | 2 | 1 | 0 0 | -22 |
| 20 Nik Mains | F 30:12 | 1-4 | 1-3 | 1-2 | 1 7 8 | 2 3 4 | 4 | 2 | 2 | 1 | 1 0 | -25 |
| 33 Carson Towt | F 28:14 | 4-11 | 0-0 | 3-7 | 4 5 9 | 2 5 11 | 2 | 2 | 2 | 0 | 0 6 | -24 |
| 14 Isaiah Lewis | G 23:26 | 0-4 | 0-0 | 0-1 | 1 6 7 | 3 2 0 | 0 | 3 | 6 | 0 | 0 1 | -19 |
| 15 Jalen Cone | G 28:52 | 3-11 | 1-5 | 0-0 | 1 2 3 | 4 0 7 | 7 | 3 | 8 | 0 | 0 1 | -25 |
| 11 Mason Stark | 23:10 | 3-7 | 1-3 | 2-2 | 1 1 2 | 3 2 9 | 0 | 0 | 0 | 0 | 0 0 | -13 |
| 22 Ezekiel Richards | 15:52 | 2-4 | 0-0 | 0-0 | 1 2 3 | 3 0 4 | 0 | 0 | 0 | 0 | 0 0 | -12 |
| 22 Wynlon Brown | 20:04 | 1-3 | 1-1 | 0-0 | 2 3 5 | 1 1 3 | 1 | 0 | 0 | 0 | 0 1 | -11 |
| 2 Ajang Ageue | 05:00 | 1-1 | 0-0 | 3-4 | 0 0 0 | 0 2 5 | 0 | 0 | 0 | 0 | 0 0 | 3 |
| 34 Spencer Roberts | 05:42 | 1-1 | 0-0 | 0-0 | 0 2 2 | 1 0 2 | 0 | 0 | 0 | 1 | 0 0 | -3 |
| Team | | | | | 1 2 3 | | 0 | 1 | | | | |
| Totals | | 19-53 | 5-16 | 9-17 | 12 30 42 | 22 16 | 52 | 11 | 21 | 3 | 1 9 | -29 |

Technical Fouls: NONE

Arizona - 81 Record: 1-0

| NO. Name | Min | FG | 3P | FT | Rebounds | Fouls | TP | AS | TO | ST | Blocks | +/- |
|----------------------|---------|-------|------|-----------|----------|--------|----|----|----|-----|--------|-----|
| M-A | M-A | M-A | M-A | OR DR TOT | PF | FD | | | | | BS BA | |
| 10 Azuolas Tubelis | F 21:29 | 6-9 | 1-2 | 0-2 | 0 5 5 | 2 3 13 | 4 | 1 | 2 | 0 0 | 0 23 | |
| 35 Christian Koloko | C 24:22 | 3-4 | 0-0 | 2-2 | 2 2 4 | 3 2 8 | 1 | 0 | 2 | 5 0 | 0 18 | |
| 0 Bennedit Mathurin | G 25:22 | 2-13 | 0-4 | 4-4 | 2 3 5 | 0 3 8 | 2 | 1 | 0 | 0 0 | 0 28 | |
| 4 Dalen Terry | G 21:50 | 4-5 | 1-1 | 2-2 | 0 3 3 | 3 1 11 | 7 | 1 | 2 | 2 0 | 0 22 | |
| 25 Kerr Kriisa | G 28:50 | 6-14 | 4-10 | 1-2 | 1 1 2 | 0 4 17 | 5 | 0 | 2 | 0 1 | 0 29 | |
| 3 Pelle Larsson | 12:38 | 3-4 | 1-1 | 0-0 | 0 0 0 | 2 3 7 | 1 | 0 | 0 | 0 0 | 0 2 | |
| 5 Justin Kier | 18:54 | 2-6 | 0-2 | 1-2 | 1 3 4 | 1 1 5 | 4 | 1 | 2 | 0 0 | 0 23 | |
| 24 Kim Aiken Jr. | 15:37 | 1-5 | 1-2 | 0-0 | 2 3 5 | 0 0 3 | 1 | 0 | 0 | 0 0 | 0 11 | |
| 1 Oumar Ballo | 09:31 | 1-3 | 0-0 | 6-6 | 5 4 9 | 1 3 8 | 0 | 0 | 1 | 0 2 | 0 9 | |
| 1 Shane Nowell | 08:18 | 0-2 | 0-0 | 0-0 | 0 2 2 | 0 0 0 | 0 | 0 | 0 | 1 0 | 0 2 | |
| 2 Adama Bal | 04:51 | 0-3 | 0-2 | 0-2 | 0 0 0 | 1 1 1 | 0 | 0 | 1 | 0 0 | 0 -4 | |
| 50 Jordan Mains | 03:28 | 0-1 | 0-1 | 1-2 | 1 1 2 | 0 0 1 | 1 | 0 | 0 | 0 0 | 0 -6 | |
| 20 Tautvilas Tubelis | 02:25 | 0-0 | 0-0 | 0-0 | 0 0 0 | 0 0 0 | 0 | 0 | 0 | 0 0 | 0 -5 | |
| 53 Grant Weltman | 02:25 | 0-0 | 0-0 | 0-0 | 0 1 1 | 1 0 0 | 0 | 0 | 0 | 0 0 | 0 -5 | |
| Team | | | | | 2 0 2 | | 0 | 0 | | | | |
| Totals | | 28-69 | 8-25 | 17-24 | 16 28 44 | 16 22 | 81 | 25 | 6 | 11 | 9 1 | 29 |

Technical Fouls: NONE

| Biggest lead | NAU | ARI |
|---------------------------|---------------------------|---------------------------|
| 0 (1 st 20:00) | 35 (2 nd 3:49) | |
| Best Scoring Run | 6 (2 nd 15:55) | 13 (1 st 5:59) |
| Lead Changes | 0 | |
| Times Tied | 1 | |
| Time with Lead | 00:00 | 39:35 |

| Points from Turnovers | NAU | ARI |
|-----------------------|-----|-----|
| 22 | 40 | |
| Second Chance | 9 | 18 |
| Fast Breaks | 10 | 21 |
| Bench | 23 | 24 |

GAME 2: Arizona 104, UTRGV 50



Official Basketball Box Score - Final
UTRGV at Arizona
11/11/21 McKale Center, Tucson
2021-22 Men's Basketball

Game Time: 7:00 PM
Game Duration: 2:11
Attendance: 11,862

Officials: Frank Harvey III, Scott Brown, Shawn Lehigh

UTRGV - 50 Record: 1-1

| NO. Name | Min | FG | 3P | FT | Rebounds | Fouls | TP | AS | TO | ST | Blocks | +/- |
|----------------------|---------|-------|------|-----------|----------|--------|----|----|----|-----|--------|-----|
| M-A | M-A | M-A | M-A | OR DR TOT | PF | FD | | | | | BS BA | |
| 11 Marek Nelson | F 18:11 | 0-4 | 0-1 | 0-0 | 1 2 3 | 5 3 0 | 1 | 0 | 2 | 1 0 | 2 -33 | |
| 0 Mike Adewunmi | G 30:35 | 4-14 | 2-7 | 0-0 | 1 6 7 | 2 2 10 | 1 | 1 | 0 | 0 1 | 4 -41 | |
| 1 Justin Johnson | G 32:33 | 2-10 | 0-1 | 6-7 | 1 2 3 | 4 6 10 | 1 | 1 | 2 | 0 2 | -43 | |
| 5 Ricky Nelson | G 37:52 | 4-9 | 1-1 | 5-6 | 0 0 0 | 3 4 14 | 3 | 0 | 0 | 2 0 | 0 -47 | |
| 32 LaQuan Butler | G 15:57 | 1-12 | 0-4 | 1-2 | 0 2 2 | 2 1 3 | 1 | 2 | 0 | 0 0 | 2 -29 | |
| 2 Quinton Johnson II | 22:54 | 0-5 | 0-3 | 1-2 | 0 1 1 | 1 2 1 | 0 | 1 | 1 | 0 0 | -41 | |
| 13 Xavier Johnson | 09:20 | 0-2 | 0-1 | 1-2 | 0 0 0 | 3 1 1 | 0 | 2 | 1 | 0 0 | -7 | |
| 23 Donte Houston Jr. | 16:54 | 3-5 | 1-1 | 1-2 | 1 0 1 | 2 1 8 | 0 | 2 | 1 | 0 0 | -12 | |
| 30 RayQuan Taylor | 15:44 | 1-6 | 0-1 | 1-3 | 3 0 3 | 2 2 3 | 0 | 2 | 1 | 0 1 | -17 | |
| Team | | | | | 4 1 5 | | 0 | 2 | | | | |
| Totals | | 15-67 | 4-20 | 16-24 | 11 14 25 | 24 22 | 50 | 7 | 13 | 10 | 1 8 | -54 |

Technical Fouls: NONE

Arizona - 104 Record: 2-0

| NO. Name | Min | FG | 3P | FT | Rebounds | Fouls | TP | AS | TO | ST | Blocks | +/- |
|----------------------|---------|-------|-------|-----------|----------|--------|-----|----|----|-----|--------|-----|
| M-A | M-A | M-A | M-A | OR DR TOT | PF | FD | | | | | BS BA | |
| 10 Azuolas Tubelis | F 16:11 | 7-8 | 1-1 | 5-7 | 1 8 9 | 4 5 20 | 0 | 3 | 1 | 1 0 | 0 24 | |
| 35 Christian Koloko | C 19:28 | 6-8 | 0-0 | 6-8 | 3 8 11 | 2 5 18 | 2 | 1 | 0 | 5 1 | 0 23 | |
| 0 Bennedit Mathurin | F 27:16 | 4-8 | 2-6 | 3-4 | 1 1 2 | 1 4 13 | 0 | 3 | 0 | 0 0 | 0 34 | |
| 4 Dalen Terry | G 21:50 | 2-3 | 0-1 | 0-0 | 3 4 7 | 2 0 4 | 5 | 1 | 0 | 1 0 | 0 39 | |
| 25 Kerr Kriisa | G 18:23 | 3-6 | 3-6 | 0-0 | 2 2 2 | 0 0 0 | 2 | 1 | 1 | 0 0 | 0 31 | |
| 3 Pelle Larsson | 16:34 | 1-6 | 0-4 | 2-2 | 0 3 3 | 2 3 4 | 5 | 1 | 0 | 0 0 | 0 20 | |
| 5 Justin Kier | 23:28 | 5-6 | 3-4 | 0-0 | 0 4 4 | 2 0 13 | 4 | 1 | 1 | 0 0 | 0 33 | |
| 24 Kim Aiken Jr. | 19:05 | 2-5 | 1-4 | 0-2 | 1 1 2 | 2 1 5 | 3 | 2 | 1 | 0 0 | 0 30 | |
| 1 Oumar Ballo | 13:36 | 3-3 | 0-0 | 6-8 | 2 4 6 | 3 4 12 | 2 | 0 | 0 | 1 0 | 0 29 | |
| 1 Shane Nowell | 07:08 | 0-1 | 0-1 | 2-2 | 0 4 4 | 1 1 2 | 0 | 0 | 1 | 1 0 | 0 8 | |
| 2 Adama Bal | 07:52 | 1-1 | 1-1 | 0-0 | 0 0 0 | 1 1 0 | 3 | 2 | 2 | 2 0 | 0 13 | |
| 50 Jordan Mains | 03:27 | 0-0 | 0-0 | 1-2 | 0 0 0 | 0 1 1 | 0 | 0 | 1 | 0 0 | 0 0 | |
| 20 Tautvilas Tubelis | 02:54 | 0-0 | 0-0 | 0-0 | 0 0 0 | 0 0 0 | 0 | 0 | 1 | 0 0 | 0 -2 | |
| 53 Grant Weltman | 02:48 | 0-1 | 0-1 | 0-0 | 0 1 1 | 0 0 0 | 0 | 0 | 1 | 0 0 | 0 -3 | |
| Team | | | | | 0 3 3 | | 0 | 0 | | | | |
| Totals | | 34-56 | 11-29 | 25-35 | 11 43 54 | 22 24 | 104 | 25 | 18 | 8 8 | 1 54 | |

Technical Fouls: NONE

| Biggest lead | RGV | ARI |
|---------------------------|---------------------------|---------------------------|
| 0 (1 st 20:00) | 57 (2 nd 2:48) | |
| Best Scoring Run | 5 (1 st 4:30) | 12 (2 nd 5:14) |
| Lead Changes | 0 | |
| Times Tied | 0 | |
| Time with Lead | 00:00 | 39:47 |

| Points from Turnovers | RGV | ARI |
|-----------------------|-----|-----|
| 14 | 23 | |
| Second Chance | 7 | 17 |
| Fast Breaks | 14 | 16 |
| Bench | 13 | 40 |

GAME 3: Arizona 97, North Dakota State 45



Official Basketball Box Score - Final
North Dakota St. at Arizona
11/16/21 McKale Center, Tucson
2021-22 Men's Basketball

Game Time: 7:00 PM
Game Duration: 1:52
Attendance: 12,059

Officials: Randy McCall, Michael Greenstein, Jeff Wooten

North Dakota St. - 45 Record: 2-2

| NO. Name | | Min | FG | 3P | FT | Rebounds | | Fouls | TP | AS | TO | ST | Blocks | | +/- | | | |
|----------|----------------------|-----|-------|-------|------|----------|----|-------|----|----|----|----|--------|----|-----|----|-----|-----|
| | | | M-A | M-A | M-A | OR | DR | TOT | | | | | PF | FD | | BS | BA | |
| 4 | Grant Nelson | F | 25:26 | 2-9 | 0-2 | 0-0 | 4 | 1 | 5 | 2 | 0 | 4 | 1 | 1 | 0 | 0 | -42 | |
| 34 | Rocky Kreuser | F | 17:50 | 1-5 | 0-3 | 0-0 | 1 | 2 | 3 | 5 | 2 | 2 | 0 | 2 | 0 | 0 | -25 | |
| 0 | Dezmood McKinney | G | 22:49 | 1-4 | 0-0 | 1-2 | 0 | 0 | 0 | 4 | 2 | 3 | 0 | 6 | 1 | 0 | -35 | |
| 3 | Tyree Eady | G | 25:59 | 1-7 | 0-3 | 1-2 | 1 | 3 | 4 | 3 | 2 | 3 | 3 | 2 | 1 | 0 | -33 | |
| 11 | Jarius Cook | G | 18:47 | 3-9 | 2-5 | 2-2 | 0 | 2 | 2 | 0 | 2 | 10 | 0 | 0 | 0 | 0 | -29 | |
| 23 | Maleeek Harden-Hayes | G | 21:17 | 3-8 | 1-3 | 1-2 | 3 | 1 | 4 | 0 | 1 | 8 | 1 | 2 | 0 | 0 | -27 | |
| 21 | Boden Skunberg | G | 20:37 | 2-11 | 1-3 | 0-0 | 2 | 3 | 5 | 0 | 2 | 5 | 0 | 1 | 0 | 1 | -24 | |
| 32 | Andrew Morgan | G | 22:10 | 2-6 | 0-1 | 1 7 8 | 4 | 3 | 4 | 0 | 0 | 2 | 0 | 2 | 0 | 1 | -27 | |
| 2 | Willie Guy | G | 17:11 | 1-4 | 1-4 | 0-0 | 1 | 1 | 1 | 1 | 0 | 3 | 2 | 0 | 0 | 0 | -17 | |
| 12 | Andrew Kallman | G | 05:12 | 1-2 | 1-2 | 0-0 | 0 | 0 | 0 | 0 | 1 | 0 | 3 | 0 | 0 | 0 | -12 | |
| 24 | Grayson Haman | G | 02:42 | 0-0 | 0-0 | 0-0 | 0 | 1 | 1 | 0 | 0 | 0 | 0 | 0 | 0 | 0 | -1 | |
| Team | | | | | | | 3 | 0 | 3 | | | 0 | 1 | | | | | |
| Totals | | | | 17-65 | 6-26 | 5-9 | 15 | 21 | 36 | 20 | 14 | 45 | 7 | 17 | 2 | 1 | 6 | -52 |

Technical Fouls: NONE

Arizona - 97 Record: 3-0

| NO. Name | Min | FG | 3P | FT | Reb | Fouls | TP | AS | TO | ST | Blocks | +/- |
|----------------------|---------|-------|-------|-------|-----------|----------|----|----|----|----|--------|-----|
| | | M-A | M-A | M-A | OR DR TOT | PF FD | | | | | BS BA | |
| 10 Azuolas Tubelis | F 25:25 | 6-11 | 0-1 | 3-5 | 2 3 5 | 1 4 15 | 3 | 3 | 3 | 0 | 0 1 | 36 |
| 35 Christian Koloko | C 20:04 | 7-10 | 0-1 | 2-3 | 1 4 5 | 4 3 16 | 2 | 0 | 2 | 2 | 0 0 | 28 |
| 0 Bennedit Mathurin | G 26:02 | 5-12 | 3-7 | 2-2 | 2 6 8 | 1 2 15 | 4 | 1 | 0 | 1 | 0 0 | 39 |
| 4 Dalen Terry | G 22:24 | 1-4 | 0-1 | 0-0 | 1 4 5 | 0 1 2 | 3 | 1 | 1 | 0 | 0 0 | 30 |
| 25 Kerr Kriisa | G 22:28 | 4-8 | 4-8 | 0-1 | 0 0 0 | 1 1 12 | 3 | 1 | 1 | 0 | 0 0 | 24 |
| 5 Justin Kier | 17:51 | 2-6 | 1-4 | 2-2 | 0 2 2 | 0 1 7 | 2 | 1 | 0 | 1 | 0 0 | 30 |
| 24 Kim Aiken Jr. | 14:14 | 3-5 | 3-5 | 0-0 | 4 3 7 | 2 1 9 | 3 | 0 | 1 | 0 | 0 0 | 23 |
| 3 Pelle Larsson | 16:28 | 1-2 | 1-1 | 3-4 | 1 4 5 | 4 4 6 | 0 | 0 | 0 | 0 | 1 30 | |
| 11 Oumar Ballo | 12:55 | 3-4 | 0-0 | 4-4 | 5 7 7 | 1 2 10 | 0 | 0 | 1 | 1 | 0 20 | |
| 1 Shane Nowell | 06:48 | 0-1 | 0-0 | 0-0 | 0 1 1 | 0 0 0 | 0 | 1 | 0 | 1 | 1 0 | 2 |
| 2 Adama Bal | 05:12 | 1-1 | 1-1 | 0-0 | 0 1 1 | 0 0 3 | 0 | 0 | 0 | 0 | 0 0 | 1 |
| 20 Tautvilas Tubelis | 03:23 | 1-2 | 0-1 | 0-1 | 0 0 0 | 0 1 2 | 0 | 1 | 0 | 0 | 0 0 | -1 |
| 50 Jordan Mains | 03:23 | 0-0 | 0-0 | 0-0 | 0 2 2 | 0 0 0 | 0 | 0 | 0 | 0 | 0 0 | -1 |
| 53 Grant Weltman | 03:23 | 0-0 | 0-0 | 0-0 | 0 0 0 | 0 0 0 | 0 | 0 | 0 | 0 | 0 0 | -1 |
| Team | | | | | 0 1 1 | | 0 | 0 | | | | |
| Totals | | 34-66 | 13-26 | 16-22 | 13 36 49 | 14 20 37 | 21 | 8 | 8 | 6 | 1 | 53 |



BOX SCORES

GAME 5: Arizona 80, #4 MICHIGAN 62



Official Basketball Box Score - Final
Michigan at Arizona
11/20/21 T-Mobile Arena, Las Vegas
2021-22 Men's Basketball

Game Time: 7:30 PM
Game Duration: 1:54
Attendance: 8,624

Officials: Doug Simons, Tony Padilla, Paul Szec

| Michigan - 62 | | Record: 3-2 | | | | | | | | | | | | |
|------------------------|---------|-------------|--------|--------|--------------------|----------|----|----|----|----|--------------|-----|--|--|
| NO. Name | Min | FG M-A | 3P M-A | FT M-A | Rebounds OR DR TOT | Fouls PF | TP | AS | TO | ST | Blocks BS BA | +/- | | |
| 23 Brandon Johns Jr. | F 11:55 | 3-7 | 1-4 | 0-0 | 1 0 1 | 0 0 | 7 | 0 | 2 | 0 | 0 1 | -12 | | |
| 1 Hunter Dickinson | C 29:47 | 4-10 | 1-1 | 0-0 | 3-4 4 3 7 | 1 1 | 0 | 2 | 2 | 0 | 1 3 | -7 | | |
| 12 DeVante Jones | G 21:08 | 2-3 | 0-0 | 2-2 | 1 1 2 | 3 2 | 6 | 2 | 1 | 0 | 0 0 | -9 | | |
| 22 Caleb Houston | G 33:23 | 2-8 | 0-5 | 2-4 | 0 0 0 | 2 2 | 6 | 1 | 2 | 2 | 0 0 | -19 | | |
| 55 Eli Brooks | G 34:46 | 5-9 | 0-1 | 4-6 | 0 5 5 | 0 5 | 14 | 2 | 2 | 1 | 0 0 | -16 | | |
| 5 Terrance Williams II | 17:00 | 2-5 | 0-2 | 1-2 | 2 2 4 | 1 2 | 5 | 1 | 0 | 1 | 0 0 | -8 | | |
| 14 Moussa Diabate | 18:24 | 2-4 | 0-0 | 0-0 | 1 4 5 | 1 1 | 4 | 0 | 3 | 1 | 0 1 | -11 | | |
| 10 Frankie Collins | 14:02 | 1-2 | 0-0 | 0-0 | 0 4 4 | 1 2 | 2 | 2 | 2 | 0 | 0 1 | -3 | | |
| 0 Adrian Nunez | 02:53 | 0-0 | 0-0 | 0-0 | 0 0 0 | 0 0 | 0 | 0 | 0 | 0 | 0 0 | 0 | | |
| 2 Kobe Bufkin | 09:00 | 0-3 | 0-1 | 3-4 | 0 1 1 | 1 2 | 3 | 0 | 0 | 0 | 0 0 | -4 | | |
| 11 Isaiah Barnes | 02:34 | 0-0 | 0-0 | 0-0 | 0 0 0 | 0 0 | 0 | 0 | 0 | 0 | 0 0 | 0 | | |
| 25 Jace Howard | 02:34 | 1-1 | 0-0 | 0-0 | 0 0 0 | 0 0 | 2 | 0 | 0 | 0 | 0 0 | 0 | | |
| 44 Jaron Fauds | 02:34 | 1-1 | 0-0 | 0-0 | 0 0 0 | 0 0 | 2 | 0 | 0 | 0 | 0 0 | -1 | | |
| Team | | | | | 0 0 0 | | 0 | 1 | | | | | | |
| Totals | | 23-53 | 1-14 | 15-22 | 9 20 29 | 13 18 | 62 | 8 | 15 | 7 | 0 5 | -18 | | |

Technical Fouls: NONE

Technical Fouls: NONE

| Arizona - 80 | | Record: 5-0 | | | | | | | | | | | | |
|-----------------------|---|-------------|-----------|-----------|-----------|-----------------------|----------------|----|----|----|----|-----------------|-----|--|
| NO. Name | | Min | FG M-A | 3P M-A | FT M-A | Rebounds OR DR TOT | Fouls PF FO | TP | AS | TO | ST | Blocks BS BA | +/- | |
| 10 Azuolas Tubelis | F | 26:31 | 5-9 | 0-2 | 3-4 | 3 5 8 | 4 3 | 13 | 2 | 2 | 0 | 0 | 22 | |
| 35 Christian Koloko | C | 30:28 | 8-13 | 0-0 | 6-6 | 2 5 7 | 3 4 | 22 | 2 | 2 | 0 | 4 | 21 | |
| 0 Bennedit Mathurin | G | 32:02 | 7-13 | 2-5 | 0-0 | 1 4 5 | 1 1 | 16 | 1 | 1 | 1 | 0 | 12 | |
| 4 Dalen Terry | G | 32:15 | 6-7 | 1-2 | 0-0 | 1 4 5 | 4 0 | 13 | 5 | 0 | 1 | 0 | 16 | |
| 25 Krisa Kerr | G | 29:05 | 3-12 | 1-8 | 0-0 | 0 2 2 | 1 3 | 7 | 7 | 0 | 4 | 1 | 19 | |
| 5 Justin Kier | | 15:57 | 1-5 | 0-3 | 0-0 | 0 0 0 | 1 0 | 2 | 1 | 0 | 0 | 0 | 7 | |
| 11 Oumar Ballo | | 10:57 | 0-2 | 0-0 | 1-2 | 3 2 5 | 1 1 | 1 | 1 | 1 | 0 | 0 | -1 | |
| 3 Pelle Larsson | | 12:56 | 1-3 | 0-1 | 0-0 | 0 0 1 | 1 2 | 2 | 2 | 4 | 0 | 0 | -3 | |
| 24 Kim Aiken Jr. | | 03:57 | 0-0 | 0-0 | 0-0 | 0 1 1 | 1 0 | 0 | 0 | 0 | 1 | 0 | -1 | |
| 2 Adama Bal | | 01:28 | 0-0 | 0-0 | 0-0 | 0 0 0 | 0 0 | 0 | 2 | 0 | 0 | 0 | -1 | |
| 20 Tautvilas Tubelis | | 01:28 | 1-1 | 0-0 | 0-0 | 0 0 0 | 0 0 | 2 | 0 | 0 | 0 | 0 | -1 | |
| 50 Jordan Mains | | 01:28 | 1-1 | 0-0 | 0-0 | 0 0 0 | 0 0 | 2 | 0 | 0 | 0 | 0 | -1 | |
| 53 Grant Weltman | | 01:28 | 0-0 | 0-0 | 0-0 | 0 0 0 | 0 0 | 0 | 0 | 0 | 0 | 0 | -1 | |
| Team | | | | | | 0 0 0 | | 0 | 0 | 0 | | | | |
| Totals | | 33:66 | 4-21 | 10-12 | 10 24 34 | 18 13 | 80 | 23 | 10 | 7 | 5 | 0 | 18 | |
| Technical Fouls: NONE | | | | | | | | | | | | | | |

Technical Fouls: NONE

| | | MIC | ARZ | | | | | | |
|------------------|---------------------------|---------------------------|-----------------------|----|----|-----|-----|-----|----|
| Biggest lead | 4 (1 st 18:57) | 20 (2 nd 5:56) | Points from Turnovers | 16 | 14 | 1st | 2nd | TOT | |
| Best Scoring Run | 4 (1 st 18:57) | 7 (1 st 10:10) | Paint | 30 | 54 | MIC | 29 | 33 | 62 |
| Lead Changes | | | Second Chance | 6 | 11 | ARZ | 37 | 43 | 80 |
| Times Tied | 5 | | Fast Breaks | 11 | 10 | | | | |
| Time with Lead | 05:40 | 31:14 | Bench | 18 | 9 | | | | |

GAME 6: #11 Arizona 105, SACRAMENTO STATE 59



Official Basketball Box Score - Final
Sacramento St. at Arizona
11/20/21 Mohave Center, Tucson
2021-22 Men's Basketball

Game Time: 5:30 PM
Game Duration: 2:22
Attendance: 11,793

Officials: Michael Greenstein, Deltre Carr, Ryan Holmes

| Sacramento St. - 59 | | Record: 3-3 | | | | | | | | | | | | | | |
|------------------------|---------|-------------|--------|--------|--------------------|----------|----|----|----|----|--------------|-----|--|--|--|--|
| NO. Name | Min | FG M-A | 3P M-A | FT M-A | Rebounds OR DR TOT | Fouls PF | TP | AS | TO | ST | Blocks BS BA | +/- | | | | |
| 21 Jonathan Komagum | F 24:06 | 0-2 | 0-0 | 2-4 | 0 1 1 | 3 2 | 2 | 1 | 0 | 0 | 0 0 | -36 | | | | |
| 22 Cameron Wilborn | F 23:15 | 6-12 | 2-2 | 0-0 | 2 2 4 | 2 2 | 0 | 1 | 4 | 1 | 2 0 | -27 | | | | |
| 4 Zach Chappell | G 16:47 | 2-5 | 0-0 | 2-2 | 0 1 1 | 4 1 | 6 | 2 | 3 | 0 | 0 1 | -29 | | | | |
| 14 William FitzPatrick | G 26:25 | 1-6 | 1-5 | 0-0 | 1 2 3 | 2 1 | 3 | 2 | 4 | 1 | 0 0 | -40 | | | | |
| 23 Bryce Fowler | G 27:06 | 3-12 | 2-4 | 2-2 | 0 7 7 | 2 1 | 10 | 2 | 1 | 0 | 1 0 | -35 | | | | |
| 1 Teiano Hardee | 20:10 | 3-6 | 1-2 | 0-0 | 1 3 4 | 2 2 | 7 | 0 | 0 | 1 | 0 0 | -19 | | | | |
| 11 Deshaun Highler | 16:04 | 0-3 | 0-0 | 0-0 | 0 1 1 | 1 2 | 0 | 1 | 2 | 0 | 0 0 | -13 | | | | |
| 15 Elijah McCullough | 05:48 | 0-2 | 0-2 | 0-0 | 0 0 0 | 0 0 | 0 | 0 | 2 | 0 | 0 0 | -13 | | | | |
| 32 Hugo Clarke | 12:40 | 3-3 | 0-0 | 0-0 | 1 1 2 | 1 1 | 6 | 1 | 2 | 0 | 0 0 | -15 | | | | |
| 24 Chris Holley | 10:20 | 1-3 | 1-1 | 0-1 | 0 1 1 | 2 2 | 3 | 1 | 1 | 0 | 0 0 | -5 | | | | |
| 2 Marcus Greene | 10:47 | 2-3 | 0-0 | 0-0 | 0 0 0 | 0 0 | 4 | 1 | 0 | 0 | 0 1 | -3 | | | | |
| 33 Theo Seng | 02:25 | 1-3 | 0-2 | 2-2 | 1 0 1 | 0 1 | 4 | 0 | 0 | 1 | 0 1 | 2 | | | | |
| 13 Xavier Ford | 04:07 | 0-1 | 0-1 | 0-0 | 0 0 0 | 0 0 | 0 | 0 | 0 | 0 | 0 0 | 0 | | | | |
| Team | | | | | 0 2 2 | | 0 | 0 | | | | | | | | |
| Totals | | 22-61 | 7-19 | 8-11 | 4 21 25 | 19 13 | 59 | 12 | 17 | 3 | 2 6 | -46 | | | | |

| Shooting By Period | | | |
|--------------------|-------|-------|--|
| 1st FG% | 8-31 | 25.8% | |
| 3PT% | 4-11 | 36.4% | |
| FT% | 2-2 | 100% | |
| 2nd FG% | 14-30 | 46.7% | |
| 3PT% | 3-8 | 37.5% | |
| FT% | 6-9 | 66.7% | |
| GMFG% | 22-61 | 36.1% | |
| 3PT% | 7-19 | 36.8% | |
| FT% | 8-11 | 72.7% | |

Dead Ball Rebounds: 1-0

Technical Fouls: NONE

Technical Fouls: NONE

| Arizona - 105 | | Record: 6-0 | | | | | | | | | | | | | | | |
|---------------|-------------------|-------------|-----------|-----------|-----------|-----------------------|----------------|-----|----|----|----|-----------------|-----|--------------------------|-------|-------|--|
| NO. | Name | Min | FG M-A | 3P M-A | FT M-A | Rebounds OR DR TOT | Fouls PF FF | TP | AS | TO | ST | Blocks BS BA | +/- | Shooting By Period | | | |
| 10 | Azuolas Tubelis | F 19:58 | 9-13 | 1-1 | 3-4 | 2 4 6 | 0 3 | 22 | 3 | 1 | 0 | 1 0 | 31 | 1st FG% | 19-38 | 50.0% | |
| 35 | Christian Koloko | C 14:35 | 8-10 | 0-0 | 4-5 | 2 5 7 | 1 4 | 20 | 0 | 1 | 2 | 1 0 | 32 | FT% | 6-9 | 66.7% | |
| 0 | Bennedit Mathurin | G 23:05 | 2-7 | 0-1 | 2-2 | 3 4 7 | 1 1 | 6 | 2 | 4 | 2 | 1 0 | 34 | 2nd FG% | 19-32 | 59.4% | |
| 4 | Dalen Terry | G 23:21 | 1-6 | 0-1 | 1-2 | 1 4 5 | 2 1 | 3 | 3 | 0 | 1 | 0 0 | 44 | 3PT% | 6-9 | 66.7% | |
| 25 | Kerr Krisa | G 17:34 | 1-5 | 1-3 | 0-0 | 1 2 3 | 3 1 | 3 | 9 | 2 | 0 | 1 0 | 39 | FT% | 14-17 | 82.4% | |
| 3 | Pelle Larsson | 21:11 | 6-7 | 3-4 | 2-3 | 1 2 3 | 2 4 | 17 | 1 | 0 | 3 | 0 0 | 18 | GM FG% | 38-70 | 54.3% | |
| 5 | Justin Kiro | 22:43 | 2-5 | 2-4 | 5-6 | 0 2 2 | 0 3 | 11 | 4 | 0 | 2 | 0 0 | 13 | 3PT% | 9-17 | 52.9% | |
| 11 | Oumar Ballo | 21:15 | 3-6 | 0-0 | 1-2 | 1 4 5 | 1 1 | 7 | 2 | 2 | 0 | 3 0 | 11 | FT% | 29-26 | 76.9% | |
| 24 | Kim Aiken Jr. | 20:02 | 4-7 | 2-3 | 0-0 | 1 5 6 | 1 0 | 10 | 6 | 1 | 1 | 0 1 | 15 | Dead Ball Rebounds: 4, 2 | | | |
| 1 | Shane Nowell | 06:24 | 2-3 | 0-0 | 0-0 | 0 2 2 | 0 0 | 4 | 1 | 1 | 0 | 0 0 | 1 | | | | |
| 2 | Adama Bal | 02:06 | 0-0 | 0-0 | 0-0 | 0 0 0 | 0 0 | 0 | 0 | 0 | 0 | 0 0 | -2 | | | | |
| 50 | Jordan Mains | 03:30 | 0-0 | 0-0 | 2-2 | 1 0 1 | 1 1 | 2 | 0 | 0 | 0 | 0 0 | -2 | | | | |
| 20 | Tautvilas Tubelis | 02:08 | 0-1 | 0-0 | 0-0 | 0 0 0 | 0 0 | 1 | 0 | 0 | 1 | 0 0 | -2 | | | | |
| 53 | Grant Weltman | 02:08 | 0-0 | 0-0 | 0-0 | 0 0 0 | 0 0 | 0 | 0 | 0 | 0 | 0 0 | -2 | | | | |
| | | | | | | | | 0 | 1 | 1 | | | | | | | |
| Totals | | | 38-70 | 9-17 | 20-26 | 13 35 48 | 13 19 | 105 | 31 | 13 | 11 | 6 2 | 46 | | | | |

Technical Fouls: NONE

| | | SAC | ARI | | | | | | |
|------------------|---------------------------|----------------------------|-----------------------|----|----|-----|-----|-----|-----|
| Biggest lead | 1 (1 st 19:12) | 52 (2 nd 8:04) | Points from Turnovers | 9 | 21 | 1st | 2nd | TOT | |
| Best Scoring Run | 9 (2 nd 14:37) | 19 (2 nd 16:14) | Paint | 24 | 54 | SAC | 22 | 37 | 59 |
| Lead Changes | 2 | | Second Chance | 7 | 17 | ARI | 47 | 58 | 105 |
| Times Tied | 0 | | Fast Breaks | 11 | 26 | | | | |
| Time with Lead | 00:15 | 39:12 | Bench | 24 | 51 | | | | |

GAME 7: #11 Arizona 90, at OREGON STATE 65



Official Basketball Box Score - Final
Arizona at Oregon State
12/05/21 Gil Coliseum, Corvallis, Ore.
2021-22 Men's Basketball

Game Time: 1:00 PM
Game Duration: 1:59
Attendance: 3,918

Officials: Randy McCall, Tony Padilla, Frank Harvey III

| Arizona - 90 | | Record: 7-0 (1-0) | | | | | | | | | | | | | | |
|-----------------------|---------|-------------------|------|-------|----------|-------|-----|----|----|----|--------|-----|----|---|---|----|
| NO. Name | Min | FG | 3P | FT | Rebounds | Fouls | TP | AS | TO | ST | Blocks | +/- | | | | |
| | | M-A | M-A | M-A | OR | DR | TOT | PF | FF | FD | BS | BA | | | | |
| 10 Azuolas Tubelis | F 24:17 | 3-5 | 0-1 | 4-5 | 3 | 2 | 5 | 2 | 4 | 10 | 3 | 4 | 3 | 0 | 0 | 19 |
| 35 Christian Koloko | C 22:20 | 4-8 | 0-0 | 4-6 | 2 | 4 | 6 | 2 | 4 | 12 | 0 | 2 | 1 | 3 | 3 | 17 |
| 0 Bennedit Mathurin | G 24:11 | 11-18 | 4-9 | 3-5 | 3 | 3 | 6 | 2 | 5 | 29 | 1 | 1 | 1 | 0 | 0 | 21 |
| 4 Dallen Terry | G 20:49 | 1-4 | 0-2 | 0-0 | 0 | 1 | 1 | 2 | 0 | 2 | 5 | 1 | 2 | 1 | 0 | 5 |
| 25 Keri Kross | G 28:36 | 4-12 | 3-9 | 0-0 | 2 | 1 | 3 | 3 | 2 | 11 | 5 | 1 | 0 | 0 | 0 | 17 |
| 10 Quam Ballo | 11:19 | 2-3 | 0-0 | 1-4 | 0 | 3 | 3 | 0 | 5 | 0 | 2 | 2 | 0 | 0 | 0 | 12 |
| 3 Pella Larsson | 20:12 | 2-7 | 0-4 | 1-1 | 1 | 1 | 2 | 1 | 1 | 3 | 1 | 0 | 0 | 0 | 0 | 12 |
| 14 Omar Asif Jr. | 16:45 | 3-5 | 2-4 | 0-0 | 1 | 1 | 1 | 1 | 0 | 8 | 1 | 0 | 3 | 1 | 0 | 7 |
| 5 Justin Kier | 19:09 | 3-6 | 0-1 | 2-3 | 0 | 2 | 2 | 0 | 2 | 8 | 1 | 0 | 0 | 0 | 0 | 14 |
| 2 Adama Ball | 02:31 | 0-0 | 0-0 | 0 | 1 | 0 | 1 | 1 | 0 | 0 | 1 | 0 | 0 | 0 | 0 | -2 |
| 1 Shane Nowell | 01:18 | 0-0 | 0-0 | 0 | 0 | 0 | 0 | 0 | 0 | 0 | 0 | 0 | 0 | 0 | 0 | -3 |
| 20 Tautavilas Tubelis | 01:01 | 0-0 | 0-0 | 0-0 | 0 | 0 | 0 | 0 | 0 | 0 | 0 | 0 | 0 | 0 | 0 | -3 |
| 50 Jordan Mains | 01:01 | 0-1 | 0-1 | 0-0 | 0 | 1 | 1 | 0 | 0 | 0 | 0 | 0 | 0 | 0 | 0 | -3 |
| 53 Grant Weltman | 01:01 | 0-1 | 0-1 | 0-0 | 0 | 0 | 0 | 1 | 0 | 0 | 0 | 0 | 0 | 0 | 0 | -3 |
| Totals | | 33-70 | 9-32 | 15-24 | 18 | 21 | 39 | 17 | 21 | 90 | 20 | 12 | 13 | 5 | 5 | 5 |
| | | | | | 3 | | | 0 | | | 0 | | | | | |



BOX SCORES

GAME 9: #11 Arizona 83, at (rv) ILLINOIS 79



Official Basketball Box Score - Final
Arizona at Illinois
12/11/21 State Farm Center, Champaign, IL
2021-22 Men's Basketball

Game Time: 4:00 PM
Game Duration: 2:29
Attendance: 15,544

Officials: Bo Borowski, Kelly Pfeiffer, Lewis Garrison

Arizona - 83

| | | Record: 9-0 | | | | | | | | | | | | |
|---------------------|---------|-------------|------|-------|----------|-------|----|----|----|----|--------|----|----|-----|
| NO. Name | Min | FG | 3P | FT | Rebounds | Fouls | TP | AS | TO | ST | Blocks | BS | BA | +/ |
| 10 Azuolas Tubelis | F 34:34 | 7-13 | 0-0 | 2-6 | 2 6 8 | 3 6 | 16 | 3 | 1 | 3 | 1 | 1 | 1 | 10 |
| 35 Christian Koloko | C 28:44 | 2-7 | 0-0 | 0-0 | 4 3 7 | 3 0 | 4 | 0 | 1 | 3 | 4 | 0 | 0 | 18 |
| 0 Benedict Mathurin | G 38:57 | 10-17 | 5-9 | 5-6 | 2 5 7 | 3 2 | 30 | 1 | 5 | 1 | 0 | 1 | 0 | 6 |
| 4 Dalen Terry | G 21:50 | 2-5 | 0-2 | 2-2 | 1 0 1 | 3 2 | 6 | 2 | 1 | 1 | 0 | 0 | 0 | -1 |
| 25 Kerr Krisa | G 37:56 | 7-16 | 2-8 | 3-4 | 3 5 8 | 1 4 | 19 | 5 | 4 | 0 | 0 | 1 | 4 | 4 |
| 3 Pelle Larsson | 14:58 | 1-2 | 0-0 | 0-0 | 2 2 4 | 3 0 | 2 | 0 | 2 | 2 | 0 | 0 | 0 | 7 |
| 5 Justin Kier | 11:45 | 0-4 | 0-1 | 0-0 | 0 2 2 | 0 0 | 0 | 1 | 0 | 0 | 0 | 0 | 1 | -10 |
| 11 Oumar Ballo | 11:16 | 3-6 | 0-0 | 0-0 | 0 2 2 | 1 0 | 6 | 0 | 0 | 0 | 0 | 0 | 0 | -14 |
| Team | | | | | 2 2 4 | 0 | 0 | | | | | | | |
| Totals | | 32-70 | 7-19 | 12-18 | 16 27 43 | 17 14 | 83 | 12 | 14 | 10 | 5 | 4 | 4 | |

Technical Fouls: NONE

| | | Shooting By Period | |
|---------------------|-------|--------------------|--|
| 1 st FG% | 16-43 | 37.2% | |
| 3PT% | 3-9 | 33.3% | |
| FT% | 2-4 | 75% | |
| 2 nd FG% | 16-27 | 59.3% | |
| 3PT% | 4-10 | 40.0% | |
| FT% | 9-14 | 64.3% | |
| GM FG% | 32-70 | 45.7% | |
| 3PT% | 7-19 | 36.8% | |
| FT% | 12-18 | 66.7% | |

Dead Ball Rebounds: 2, 0

Illinois - 79

| | | Record: 7-3 | | | | | | | | | | | | |
|-----------------------------|---------|-------------|-------|------|----------|-------|----|----|----|----|--------|----|-----|-----|
| NO. Name | Min | FG | 3P | FT | Rebounds | Fouls | TP | AS | TO | ST | Blocks | BS | BA | +/ |
| 33 Coleman Hawkins | F 12:13 | 0-3 | 0-1 | 0-0 | 0 2 2 | 3 1 | 0 | 3 | 2 | 0 | 0 | 1 | 1 | -17 |
| 21 Kofi Cockburn | C 32:49 | 5-15 | 0-0 | 3-6 | 4 9 13 | 0 3 | 13 | 1 | 5 | 1 | 1 | 2 | -1 | |
| 1 Trent Frazier | G 37:57 | 9-15 | 6-11 | 0-4 | 3 1 4 | 1 5 | 27 | 1 | 0 | 5 | 1 | 0 | -2 | |
| 11 Alfonso Plummer | G 37:29 | 8-16 | 6-14 | 3-3 | 2 2 4 | 3 3 | 25 | 1 | 5 | 0 | 0 | 1 | -17 | |
| 20 DaMonte Williams | G 29:17 | 0-3 | 0-1 | 0-0 | 0 5 5 | 4 2 | 0 | 3 | 2 | 0 | 1 | 0 | 8 | |
| 3 Jacob Grandison | 32:00 | 5-13 | 4-9 | 0-0 | 3 2 5 | 3 1 | 14 | 3 | 0 | 1 | 0 | 0 | 7 | |
| 4 Omar Payne | 08:34 | 0-2 | 0-0 | 0-0 | 1 0 1 | 1 1 | 0 | 1 | 1 | 0 | 0 | 0 | -1 | |
| 15 RJ Melendez | 03:04 | 0-1 | 0-0 | 0-0 | 0 1 1 | 0 0 | 0 | 0 | 0 | 0 | 0 | 0 | -2 | |
| 10 Luke Goode | 07:42 | 0-0 | 0-0 | 0-0 | 0 0 0 | 0 0 | 0 | 1 | 0 | 0 | 1 | 0 | 5 | |
| 13 Benjamin Bosmans-Verdonk | 02:21 | 0-0 | 0-0 | 0-1 | 0 1 1 | 0 1 | 0 | 0 | 0 | 0 | 0 | 0 | 0 | |
| Team | | | | | 4 2 6 | 0 | 1 | | | | | | | |
| Totals | | 27-68 | 16-36 | 9-14 | 17 25 42 | 15 17 | 79 | 14 | 16 | 7 | 4 | 5 | -4 | |

Technical Fouls: Williams 1st 4:41

| | | Shooting By Period | |
|---------------------|-------|--------------------|--|
| 1 st FG% | 16-36 | 44.4% | |
| 3PT% | 8-19 | 42.1% | |
| FT% | 2-3 | 66.7% | |
| 2 nd FG% | 11-32 | 34.4% | |
| 3PT% | 8-17 | 47.1% | |
| FT% | 7-11 | 63.6% | |
| GM FG% | 27-68 | 39.7% | |
| 3PT% | 16-36 | 44.4% | |
| FT% | 9-14 | 64.3% | |

Dead Ball Rebounds: 2, 1

| | | ARI | | ILL | |
|------------------|----------------------------|---------------------------|--|-----|--|
| Biggest lead | 7 (1 st 16:57) | 13 (1 st 7:01) | | | |
| Best Scoring Run | 12 (2 nd 12:18) | 19 (1 st 7:01) | | | |
| Lead Changes | 12 | | | | |
| Times Tied | 4 | | | | |
| Time with Lead | 20:09 | 18:34 | | | |

| | | ARI | | ILL | |
|-----------------------|----|-----|--|-----|--|
| Points from Turnovers | 25 | 16 | | | |
| Paint | 42 | 16 | | | |
| Second Chance | 16 | 11 | | | |
| Fast Breaks | 18 | 3 | | | |
| Bench | 8 | 14 | | | |

GAME 10: #8 Arizona 101, NORTHERN COLORADO 76



Official Basketball Box Score - Final
Northern Colo. at Arizona
12/15/21 Mesa Civic Center, Tucson
2021-22 Men's Basketball

Game Time: 7:00 PM
Game Duration: 1:53
Attendance: 11,943

Officials: Frank Harvey II, Larry Spaulding, Tony Padilla

Northern Colo. - 76

| | | Record: 6-6 | | | | | | | | | | | | |
|------------------|---------|-------------|-------|------|----------|-------|----|----|----|----|--------|----|-----|-----|
| NO. Name | Min | FG | 3P | FT | Rebounds | Fouls | TP | AS | TO | ST | Blocks | BS | BA | +/ |
| 13 Bodie Hume | F 25:27 | 2-5 | 1-3 | 0-1 | 0 3 3 | 4 1 | 5 | 1 | 2 | 0 | 1 | 2 | 1 | -21 |
| 15 Kur Jongkuch | F 24:20 | 1-6 | 0-0 | 0-5 | 1 6 7 | 3 5 | 2 | 2 | 2 | 1 | 0 | 2 | -17 | |
| 0 Dru Kurhausen | G 31:07 | 4-11 | 4-10 | 3-3 | 0 2 2 | 2 1 | 15 | 0 | 2 | 1 | 0 | 0 | -31 | |
| 1 Daylen Kountz | G 40:00 | 12-19 | 4-5 | 5-5 | 0 4 4 | 1 5 | 33 | 2 | 3 | 1 | 0 | 2 | -25 | |
| 2 Matt Johnson | G 31:41 | 8-12 | 2-5 | 0-0 | 0 0 0 | 1 2 | 18 | 4 | 2 | 0 | 0 | 0 | -19 | |
| 32 Theo Hughes | 11:40 | 0-2 | 0-0 | 0-0 | 0 4 4 | 2 0 | 0 | 0 | 0 | 0 | 0 | 0 | -6 | |
| 21 Bryce Kennedy | 17:29 | 1-2 | 0-1 | 0-0 | 0 1 1 | 3 1 | 2 | 0 | 0 | 1 | 0 | 0 | 4 | |
| 10 Jamei Melvin | 04:00 | 0-0 | 0-0 | 0-0 | 0 0 0 | 0 0 | 0 | 0 | 0 | 0 | 0 | 0 | -2 | |
| 11 Zach Bloch | 14:16 | 0-2 | 0-2 | 1-3 | 0 0 0 | 0 2 | 1 | 1 | 2 | 0 | 0 | 0 | -8 | |
| Team | | | | | 2 1 3 | 0 | 1 | | | | | | | |
| Totals | | 28-59 | 11-26 | 9-17 | 3 21 24 | 16 17 | 76 | 10 | 13 | 6 | 0 | 6 | -25 | |

Technical Fouls: NONE

| | | Shooting By Period | |
|---------------------|-------|--------------------|--|
| 1 st FG% | 5-13 | 38.5% | |
| 3PT% | 3-5 | 60% | |
| FT% | 11-29 | 37.9% | |
| 2 nd FG% | 6-13 | 46.2% | |
| 3PT% | 6-12 | 50% | |
| GM FG% | 28-59 | 47.5% | |
| 3PT% | 11-26 | 42.3% | |
| FT% | 9-17 | 52.9% | |

Dead Ball Rebounds: 3, 0

Arizona - 101

| | | Record: 10-0 | | | | | | | | | | | | |
|---------------------|---------|--------------|------|-------|----------|-------|-----|----|----|----|--------|----|----|----|
| NO. Name | Min | FG | 3P | FT | Rebounds | Fouls | TP | AS | TO | ST | Blocks | BS | BA | +/ |
| 10 Azuolas Tubelis | F 28:59 | 6-9 | 1-3 | 3-3 | 4 4 8 | 1 4 | 16 | 8 | 4 | 3 | 2 | 0 | 11 | |
| 35 Christian Koloko | C 28:02 | 8-12 | 0-0 | 3-4 | 1 7 8 | 3 5 | 19 | 0 | 1 | 0 | 4 | 0 | 27 | |
| 0 Benedict Mathurin | G 31:33 | 4-8 | 1-2 | 2-3 | 2 7 9 | 2 2 | 11 | 2 | 1 | 5 | 0 | 0 | 27 | |
| 4 Dalen Terry | G 21:08 | 5-11 | 2-4 | 0-0 | 2 0 2 | 3 1 | 12 | 4 | 1 | 0 | 0 | 0 | 22 | |
| 25 Kerr Krisa | G 35:31 | 5-9 | 2-6 | 5-6 | 0 2 2 | 1 2 | 17 | 7 | 3 | 0 | 0 | 0 | 35 | |
| 3 Pelle Larsson | 12:56 | 2-6 | 1-3 | 2-2 | 2 1 3 | 3 1 | 7 | 1 | 1 | 0 | 0 | 0 | -1 | |
| 5 Justin Kier | 25:05 | 6-11 | 1-3 | 0-1 | 1 3 4 | 2 1 | 13 | 1 | 0 | 0 | 0 | 0 | 24 | |
| 11 Oumar Ballo | 09:01 | 3-4 | 0-0 | 0-0 | 1 1 1 | 1 0 | 6 | 0 | 0 | 0 | 0 | 0 | -6 | |
| 1 Shane Nowell | 01:33 | 0-1 | 0-0 | 0-0 | 1 1 1 | 1 0 | 0 | 0 | 0 | 0 | 0 | 0 | -2 | |
| 2 Adama Bal | 01:33 | 0-1 | 0-0 | 0-0 | 1 0 1 | 0 0 | 0 | 0 | 0 | 0 | 0 | 0 | -2 | |
| 20 Tautvas Tubelis | 01:33 | 0-0 | 0-0 | 0-0 | 0 0 0 | 0 0 | 0 | 0 | 0 | 0 | 0 | 0 | -2 | |
| 5 Jordan Mainis | 01:33 | 0-1 | 0-1 | 0-0 | 0 1 1 | 0 0 | 0 | 0 | 0 | 0 | 0 | 0 | -2 | |
| 53 Grant Wellman | 01:33 | 0-0 | 0-0 | 0-0 | 0 0 0 | 0 0 | 0 | 0 | 0 | 0 | 0 | 0 | -2 | |
| Team | | | | | 0 4 4 | 0 | 0 | | | | | | | |
| Totals | | 39-73 | 8-22 | 15-19 | 13 31 44 | 17 16 | 101 | 23 | 11 | 8 | 6 | 0 | 25 | |

Technical Fouls: NONE

| | | UNC | | ARI | |
|------------------|---------------------------|---------------------------|--|-----|--|
| Biggest lead | 3 (1 st 10:31) | 27 (2 nd 1:43) | | | |
| Best Scoring Run | 8 (1 st 12:30) | 13 (2 nd 1:43) | | | |
| Lead Changes | 6 | | | | |
| Times Tied | 5 | | | | |
| Time with Lead | 02:09 | 36:37 | | | |

| | | UNC | | ARI | |
|-----------------------|----|-----|--|-----|--|
| Points from Turnovers | 16 | 12 | | | |
| Paint | 28 | 60 | | | |
| Second Chance | 5 | 22 | | | |
| Fast Breaks | 11 | 9 | | | |
| Bench | 3 | 26 | | | |

GAME 11: #8 Arizona 84, vs. CALIFORNIA BAPTIST 60



Official Basketball Box Score - Final
California Baptist at Arizona
12/19/21 Mesa Civic Center, Tucson
2021-22 Men's Basketball

Game Time: 4:00 PM
Game Duration: 1:50
Attendance: 14,263

Officials: Mic Reed, Gerry Rolland, Nate Harris

California Baptist - 60

| NO. Name | | Min | FG M-A | 3P M-A | FT M-A | Rebounds OR DR | Fouls PF | TP | AS | TO | ST | Blocks BS | BA | +/- |
|----------|-----------------|---------|-----------|-----------|-----------|-------------------|-------------|----|----|----|----|--------------|----|-----|
| 30 | Daniel Akin | F 25:22 | 1-3 | 0-0 | 1-2 | 0 1 1 | 4 2 | 3 | 3 | 2 | 1 | 2 | 1 | -15 |
| 1 | Taran Armstrong | G 33:56 | 4-10 | 1-2 | 0-0 | 0 3 3 | 1 3 | 9 | 3 | 4 | 0 | 0 | 1 | -23 |
| 5 | Reed Nottage | G 23:35 | 4-11 | 2-8 | 0-0 | 0 3 3 | 4 2 | 10 | 2 | 0 | 0 | 0 | 0 | -9 |
| 13 | Chance Hunter | G 20:48 | 3-8 | 1-4 | 0-0 | 0 1 1 | 1 1 | 7 | 1 | 0 | 0 | 0 | 1 | -15 |
| 25 | Ty Rowell | G 34:43 | 4-9 | 3-3 | 0-0 | 2 1 3 | 0 0 | 11 | 2 | 3 | 1 | 0 | 0 | -28 |
| 11 | Tre Armstrong | 21:33 | 5-15 | 1-7 | 0-0 | 3 3 3 | 0 1 | 11 | 0 | 0 | 0 | 0 | 0 | -12 |
| 21 | Malik Wade | 07:01 | 0-4 | 0-0 | 0-0 | 2 1 3 | 1 1 | 0 | 0 | 0 | 1 | 0 | 1 | -6 |
| 4 | Elijah Thomas | 15:54 | 1-5 | 0-0 | 0-0 | 3 1 4 | 1 0 | 2 | 1 | 1 | 0 | 0 | 3 | -4 |
| 35 | TeJon Sawyer | 04:39 | 1-3 | 0-2 | 1-1 | 0 2 2 | 0 2 | 3 | 0 | 0 | 0 | 0 | 0 | -2 |
| 32 | Juhawnei Stone | 03:41 | 1-2 | 0-0 | 0-0 | 0 0 0 | 0 0 | 2 | 0 | 0 | 0 | 0 | 0 | -2 |
| 0 | Tyree Campbell | 02:56 | 0-0 | 0-0 | 0-0 | 0 0 0 | 0 0 | 0 | 0 | 0 | 0 | 0 | 0 | -2 |
| 2 | Freddie Dybala | 02:56 | 0-1 | 0-0 | 0-0 | 0 0 0 | 0 0 | 0 | 0 | 0 | 0 | 0 | 0 | -2 |
| 14 | Tobin Kund | 02:56 | 0-1 | 0-1 | 2-3 | 0 1 1 | 0 1 | 2 | 0 | 0 | 0 | 0 | 0 | 0 |
| Team | | | | | | 5 4 9 | 0 | 0 | 3 | | | | | |
| Totals | | | 24-72 | 8-27 | 4-6 | 12 21 33 | 12 13 | 60 | 12 | 13 | 3 | 3 | 12 | -24 |



BOX SCORES

GAME 13: #8 Arizona 95, WASHINGTON 79



Official Basketball Box Score - Final
Washington at Arizona
01/15/22 Miele Center, Tucson
2021-22 Men's Basketball

Game Time: 6:00 PM
Game Duration: 1:56
Attendance: 12,496

Officials: Deron White, Randy Richardson, Scott Brown

| Washington - 79 | | | | | | | | | | | | |
|-----------------------|-------|-------|------|-------|-----------|-------|----|----|------|----|--------|-----|
| Record: 5-6 (0-1) | | | | | | | | | | | | |
| NO. Name | Min | FG | 3P | FT | Rebounds | Fouls | TP | AS | TO | ST | Blocks | +/ |
| | | M-A | M-A | M-A | OR DR TOT | PF | | | | | BS BA | |
| 0 Emmitt Matthews Jr. | 32:17 | 6-12 | 4-6 | 0-1 | 1 2 3 0 2 | 16 | 2 | 0 | 0 | 0 | 0 | -8 |
| 1 Nate Roberts | 05:35 | 0-0 | 0-0 | 0-0 | 0 0 0 3 0 | 0 | 0 | 0 | 1 | 0 | 0 | -3 |
| 5 Jamal Bey | 32:18 | 4-12 | 1-5 | 0-0 | 0 2 2 1 2 | 9 | 0 | 2 | 2 | 0 | 0 | -13 |
| 11 Daejon Davis | 30:41 | 2-8 | 1-4 | 0-0 | 1 2 3 2 2 | 5 | 2 | 0 | 5 | 0 | 3 | -13 |
| 23 Terrell Brown Jr. | 32:04 | 10-22 | 0-2 | 8-10 | 3 5 8 0 0 | 28 | 6 | 1 | 5 | 0 | 2 | -20 |
| 4 PJ Fuller | 23:11 | 5-12 | 1-5 | 0-0 | 0 3 3 2 2 | 11 | 2 | 3 | 2 | 0 | 0 | -15 |
| 12 Jackson Grant | 03:36 | 0-2 | 0-1 | 0-0 | 0 0 0 1 0 | 0 | 0 | 0 | 0 | 0 | 0 | -8 |
| 52 Riley Som | 17:51 | 3-4 | 0-0 | 0-0 | 3 2 5 2 0 | 6 | 1 | 0 | 1 | 0 | 0 | -9 |
| 13 Langston Wilson | 14:26 | 1-3 | 0-1 | 0-0 | 3 2 5 5 0 | 2 | 1 | 0 | 2 | 1 | 0 | 8 |
| 22 Cole Bajema | 08:01 | 0-0 | 0-0 | 2-2 | 0 0 0 0 1 | 2 | 0 | 0 | 0 | 0 | 0 | 1 |
| Team | | | | | 1 1 2 | | 0 | 0 | | | | |
| Totals | | 31-75 | 7-24 | 10-13 | 12 19 31 | 16 17 | 79 | 14 | 6 18 | 1 | 5 | -18 |

| Shooting By Period | | | |
|-------------------------|-------|-------|--|
| 1st FG% | 17-36 | 47.2% | |
| 3PT% | 2-9 | 22.2% | |
| FT% | 5-6 | 83.3% | |
| 2nd FG% | 14-39 | 35.9% | |
| 3PT% | 5-15 | 33.3% | |
| FT% | 5-7 | 71.4% | |
| GM FG% | 31-75 | 41.3% | |
| 3PT% | 7-24 | 29.2% | |
| FT% | 10-13 | 76.9% | |
| Dead Ball Rebounds: 2.0 | | | |

Technical Fouls: NONE

| Arizona - 95 | | | | | | | | | | | | |
|---------------------|---------|-----------|-----------|-----------|-----------------------|----------------|----|----|----|----|-----------------|-----|
| Record: 12-1 (2-0) | | | | | | | | | | | | |
| NO. Name | Min | FG M-A | 3P M-A | FT M-A | Rebounds OR DR TOT | Fouls PF FF | TP | AS | TO | ST | Blocks BS BA | +/- |
| 10 Azuolas Tubelis | F 27:48 | 3-7 | 0-0 | 3-4 | 0 1 1 0 2 | 9 | 6 | 5 | 0 | 1 | 0 | 10 |
| 35 Christian Koloko | C 34:28 | 8-13 | 0-0 | 6-7 | 3 7 10 2 6 | 22 | 2 | 4 | 0 | 4 | 0 | 20 |
| 0 Benedict Mathurin | G 32:55 | 10-16 | 4-9 | 3-4 | 0 6 6 3 4 | 27 | 2 | 2 | 1 | 0 | 0 | 18 |
| 4 Dalen Terry | G 27:42 | 5-9 | 2-3 | 1-1 | 2 9 11 3 1 | 13 | 8 | 2 | 1 | 0 | 1 | 23 |
| 25 Kerr Krisa | G 35:40 | 6-10 | 6-9 | 3-0 | 0 0 0 3 1 | 21 | 3 | 2 | 1 | 0 | 0 | 16 |
| 5 Justin Kier | 16:23 | 0-2 | 0-0 | 0-0 | 0 4 4 1 0 | 0 | 2 | 4 | 1 | 0 | 0 | -6 |
| 3 Pelle Larsson | 19:32 | 1-3 | 0-2 | 1-2 | 4 4 8 3 2 | 3 | 4 | 2 | 1 | 0 | 0 | 3 |
| 11 Oumar Ballo | 05:32 | 0-0 | 0-0 | 0-0 | 2 0 2 2 0 | 0 | 1 | 0 | 0 | 0 | 0 | -4 |
| Team | | | | | 1 2 3 0 | | 0 | 0 | | | | |
| Totals | | 33-60 | 12-25 | 17-21 | 12 33 45 | 17 16 | 95 | 28 | 21 | 5 | 5 | 16 |

| Shooting By Period | | | |
|-------------------------|-------|-------|--|
| 1st FG% | 17-28 | 60.7% | |
| 3PT% | 8-17 | 47.1% | |
| FT% | 7-9 | 77.8% | |
| 2nd FG% | 16-32 | 50.0% | |
| 3PT% | 4-8 | 50.0% | |
| FT% | 10-12 | 83.3% | |
| GM FG% | 33-60 | 55.0% | |
| 3PT% | 12-25 | 48.0% | |
| FT% | 17-21 | 81.0% | |
| Dead Ball Rebounds: 0.0 | | | |

Technical Fouls: NONE

| | | WAS | ARI |
|------------------|---------------------------|----------------------------|-----|
| Biggest lead | 1 (1 st 17:56) | 19 (2 nd 2:09) | |
| Best Scoring Run | 6 (1 st 0:33) | 11 (1 st 14:27) | |
| Lead Changes | 2 | | |
| Times Tied | 2 | | |
| Time with Lead | 00:15 | 38:28 | |

| | | WAS | ARI |
|-----------------------|----|-----|-----|
| Points from Turnovers | 25 | 9 | |
| Paint | 40 | 40 | |
| Second Chance | 16 | 16 | |
| Fast Breaks | 18 | 24 | |
| Bench | 21 | 3 | |

| | | WAS | ARI |
|--------------------------|----|-----|-----|
| Period by Period Scoring | | | |
| 1st | 41 | 38 | 79 |
| 2nd | | | |
| 3rd | | | |
| 4th | | | |

GAME 13: #6 Arizona 76, COLORADO 55



Official Basketball Box Score - Final
Colorado at Arizona
01/15/22 Miele Center, Tucson
2021-22 Men's Basketball

Game Time: 9:00 PM
Game Duration: 1:55
Attendance: 13,515

Officials: John Hggre, Verne Harris, Nate Harris

| Colorado - 55 | | | | | | | | | | | | |
|-----------------------|-------|-------|------|------|-----------|-------|----|----|----|----|--------|-----|
| Record: 11-4 (3-2) | | | | | | | | | | | | |
| NO. Name | Min | FG | 3P | FT | Rebounds | Fouls | TP | AS | TO | ST | Blocks | +/ |
| | | M-A | M-A | M-A | OR DR TOT | PF | | | | | BS BA | |
| 12 Jabari Walker | 20:59 | 2-7 | 0-2 | 0-0 | 1 4 5 4 2 | 4 | 2 | 4 | 1 | 1 | 1 | -16 |
| 21 Evan Battey | 27:24 | 3-10 | 1-6 | 2-2 | 1 6 7 1 1 | 9 | 0 | 2 | 1 | 0 | 0 | -13 |
| 23 Tristan da Silva | 26:27 | 3-10 | 1-1 | 0-1 | 1 2 3 3 2 | 7 | 1 | 2 | 0 | 0 | 3 | -30 |
| 3 Keeshawn Barthelemy | 11:35 | 1-6 | 0-2 | 0-0 | 0 0 0 3 0 | 2 | 2 | 1 | 1 | 0 | 0 | -14 |
| 24 Elijah Parquet | 26:01 | 2-6 | 0-3 | 0-0 | 0 3 3 4 1 | 4 | 0 | 2 | 1 | 0 | 0 | 0 |
| 2 K.J. Simpson | 29:12 | 5-11 | 2-3 | 5-5 | 0 3 3 0 7 | 17 | 4 | 1 | 3 | 1 | 1 | -19 |
| 32 Nique Clifford | 18:30 | 3-6 | 0-2 | 0-0 | 1 5 6 0 2 | 6 | 0 | 1 | 0 | 1 | 0 | -10 |
| 34 Lawson Lovering | 10:26 | 0-3 | 0-0 | 0-0 | 0 0 0 0 1 | 0 | 2 | 0 | 1 | 0 | 0 | 3 |
| 1 Julian Hammond III | 15:34 | 0-1 | 0-1 | 0-0 | 0 1 1 2 1 | 0 | 1 | 1 | 0 | 0 | 0 | -5 |
| 0 Luke O'Brien | 13:52 | 2-4 | 0-0 | 2-2 | 2 1 3 2 1 | 6 | 0 | 0 | 0 | 0 | 1 | -1 |
| Team | | | | | 2 0 2 | | 0 | 0 | | | | |
| Totals | | 21-64 | 4-20 | 9-12 | 8 25 33 | 19 18 | 55 | 12 | 14 | 3 | 6 | -21 |

| Shooting By Period | | | |
|-------------------------|-------|-------|--|
| 1st FG% | 9-31 | 29.0% | |
| 3PT% | 1-8 | 12.5% | |
| FT% | 9-9 | 100% | |
| 2nd FG% | 12-33 | 36.4% | |
| 3PT% | 3-12 | 25.0% | |
| FT% | 0-3 | 0% | |
| GM FG% | 21-64 | 32.8% | |
| 3PT% | 4-20 | 20% | |
| FT% | 9-12 | 75.0% | |
| Dead Ball Rebounds: 1.0 | | | |

Technical Fouls: NONE

| Arizona - 76 | | | | | | | | | | | | |
|---------------------|---------|-------|------|-------|-----------|-------|----|----|----|----|--------|----|
| Record: 13-1 (3-0) | | | | | | | | | | | | |
| NO. Name | Min | FG | 3P | FT | Rebounds | Fouls | TP | AS | TO | ST | Blocks | +/ |
| | | M-A | M-A | M-A | OR DR TOT | PF | | | | | BS BA | |
| 10 Azuolas Tubelis | 23:02 | 6-11 | 1-2 | 1-3 | 2 6 8 3 4 | 14 | 1 | 2 | 2 | 2 | 0 | 21 |
| 35 Christian Koloko | C 25:10 | 3-6 | 0-1 | 1-2 | 1 8 9 3 1 | 7 | 0 | 2 | 1 | 2 | 0 | 18 |
| 0 Benedict Mathurin | G 33:40 | 4-7 | 1-4 | 4-6 | 1 4 5 3 4 | 13 | 3 | 2 | 0 | 1 | 0 | 23 |
| 4 Dalen Terry | G 28:23 | 4-6 | 0-1 | 1-2 | 1 5 6 3 1 | 9 | 3 | 1 | 1 | 0 | 0 | 27 |
| 25 Kerr Krisa | G 32:56 | 1-4 | 0-3 | 0-0 | 0 2 2 1 2 | 10 | 4 | 1 | 0 | 1 | 0 | 18 |
| 3 Pelle Larsson | 24:33 | 4-7 | 2-3 | 2-3 | 1 4 5 1 5 | 12 | 1 | 1 | 1 | 0 | 2 | 11 |
| 11 Oumar Ballo | 10:19 | 2-4 | 0-0 | 1-2 | 0 1 1 2 1 | 5 | 0 | 1 | 0 | 1 | 0 | -2 |
| 5 Justin Kier | 15:07 | 5-9 | 3-4 | 1-1 | 0 4 4 2 1 | 14 | 1 | 2 | 0 | 0 | 0 | 1 |
| 1 Shane Nowell | 02:26 | 0-2 | 0-1 | 0-0 | 0 1 1 0 0 | 0 | 1 | 1 | 0 | 0 | 1 | -4 |
| 2 Adama Bal | 02:26 | 0-1 | 0-1 | 0-0 | 0 0 0 0 0 | 0 | 0 | 0 | 0 | 0 | 0 | -4 |
| 20 Tautvlas Tubelis | 00:59 | 0-0 | 0-0 | 0-0 | 0 0 0 0 0 | 0 | 0 | 0 | 0 | 0 | 0 | -2 |
| 53 Grant Weltman | 00:59 | 0-0 | 0-0 | 0-0 | 0 0 0 0 0 | 0 | 0 | 0 | 0 | 0 | 0 | -2 |
| Team | | | | | 1 2 3 | | 0 | 0 | | | | |
| Totals | | 29-57 | 7-20 | 11-19 | 7 37 44 | 18 19 | 76 | 20 | 16 | 8 | 6 | 31 |

| Shooting By Period | | | |
|-------------------------|-------|-------|--|
| 1st FG% | 12-27 | 44.4% | |
| 3PT% | 4-11 | 36.4% | |
| FT% | 4-5 | 80% | |
| 2nd FG% | 17-30 | 56.7% | |
| 3PT% | 9-39 | 33.3% | |
| FT% | 7-14 | 50% | |
| GM FG% | 29-57 | 50.9% | |
| 3PT% | 7-20 | 35.0% | |
| FT% | 11-19 | 57.9% | |
| Dead Ball Rebounds: 4.0 | | | |

Technical Fouls: NONE

| | | COL | ARI |
|------------------|---------------------------|---------------------------|-----|
| Biggest lead | 0 (1 st 20:00) | 25 (2 nd 2:27) | |
| Best Scoring Run | 7 (1 st 3:41) | 10 (2 nd 4:00) | |
| Lead Changes | 0 | | |
| Times Tied | 0 | | |
| Time with Lead | 00:00 | 38:21 | |

| | | COL | ARI |
|-----------------------|----|-----|-----|
| Points from Turnovers | 20 | 13 | |
| Paint | 28 | 42 | |
| Second Chance | 10 | 4 | |
| Fast Breaks | 14 | 22 | |
| Bench | 29 | 31 | |

| | | COL | ARI |
|--------------------------|----|-----|-----|
| Period by Period Scoring | | | |
| 1st | 32 | 44 | 76 |
| 2nd | | | |
| 3rd | | | |
| 4th | | | |

GAME 15: #6 Arizona 84, UTAH 64



Official Basketball Box Score - Final
Utah at Arizona
01/15/22 Miele Center, Tucson, Ariz.
2021-22 Men's Basketball

Game Time: 6:00 PM
Game Duration: 1:56
Attendance: 14,164

Officials: Greg Nixon, Tom Sztajnar, Ryan McDaniel

| Utah - 64 | | Record: 8-9 (1-6) | | |
|-----------|-------------------|-------------------|-------|------|
| NO. | Name | Min | FG | 3P |
| 11 | Riley Battin | F 28:07 | 2-8 | 0-2 |
| 0 | Lahat Thikoune | C 17:47 | 3-5 | 0-0 |
| 10 | Marco Anthony | G 29:26 | 3-7 | 1-2 |
| 20 | Lazar Stefanovic | G 27:54 | 2-5 | 0-2 |
| 25 | Rolie Worster | G 23:18 | 0-0 | 0-0 |
| 2 | Both Gach | 20:43 | 4-9 | 2-4 |
| 21 | Dusan Mahoric | 23:18 | 5-13 | 0-0 |
| 1 | David Jenkins Jr. | 08:39 | 1-3 | 1-1 |
| 55 | Gabe McDermis | 15:32 | 2-5 | 2-5 |
| 5 | Jaxon Brenchley | 03:11 | 0-0 | 0-0 |
| 13 | Eli Ballstaedt | 02:05 | 1-1 | 0-0 |
| Team | | | | |
| Totals | | | 23-56 | 6-16 |

BOX SCORES

GAME 17: #3 Arizona 96, at CALIFORNIA 71



Official Basketball Box Score - Final

Arizona at California

01/20/22 Haas Pavilion, Berkeley

2021-22 Men's Basketball

Game Time: 12:00 PM

Game Duration: 1:53

Attendance: 7,582

Record: 16-1 (6-0)

Officials: David Hall, Larry Spaulding, D.G. Nelson

Arizona - 96

Record: 16-1 (6-0)

| NO. Name | Min | FG M-A | 3P M-A | FT M-A | Rebounds OR DR TOT | Fouls PF | TP | AS | TO | ST | Blocks BS BA | +/- |
|---------------------|---------|--------|--------|--------|--------------------|----------|----|----|----|----|--------------|-----|
| 35 Christian Koloko | C 26:48 | 9-13 | 0-0 | 1-2 | 6 7 13 | 1 3 | 19 | 0 | 0 | 0 | 3 0 | 17 |
| 0 Bennedit Mathurin | G 27:38 | 3-9 | 3-4 | 5-6 | 0 8 8 | 2 3 | 14 | 4 | 2 | 0 | 0 0 | 23 |
| 3 Pelle Larsson | G 21:21 | 2-5 | 1-2 | 4-5 | 2 1 3 | 4 2 | 9 | 2 | 1 | 0 | 0 0 | 16 |
| 4 Dalen Terry | G 26:32 | 1-4 | 1-2 | 4-4 | 1 3 4 | 2 2 | 7 | 2 | 2 | 1 | 0 0 | 13 |
| 25 Kerr Krisia | G 28:48 | 4-9 | 4-9 | 1-2 | 0 1 1 | 2 1 | 13 | 3 | 1 | 0 | 1 0 | 22 |
| 11 Oumar Ballo | 19:06 | 4-5 | 0-0 | 6-7 | 2 1 3 | 1 4 | 14 | 0 | 0 | 0 | 2 0 | 22 |
| 5 Justin Kier | 30:48 | 4-10 | 4-4 | 2-2 | 1 5 6 | 0 2 | 10 | 3 | 1 | 0 | 1 0 | 12 |
| 2 Adama Bal | 09:39 | 2-4 | 1-3 | 0-0 | 0 2 2 | 2 0 | 5 | 0 | 0 | 0 | 0 0 | 0 |
| 1 Shane Nowell | 04:54 | 2-4 | 1-3 | 0-0 | 0 1 1 | 0 0 | 5 | 0 | 1 | 1 | 0 0 | -2 |
| 50 Jordan Mains | 02:13 | 0-1 | 0-0 | 0-0 | 1 0 1 | 0 0 | 0 | 0 | 0 | 0 | 0 0 | 0 |
| 53 Grant Weltman | 02:13 | 0-0 | 0-0 | 0-0 | 0 0 0 | 0 0 | 0 | 0 | 0 | 0 | 0 0 | 0 |
| Team | | | | | 0 4 4 | | 0 | | | | | |
| Totals | | 31-64 | 11-27 | 23-33 | 13 33 46 | 14 17 | 96 | 14 | 8 | 2 | 7 0 | 25 |

Shooting By Period

1st FG 15-31 48.4%

3^{PT} 5-13 38.5%

FT 13-16 81.3%

2nd FG 16-33 48.5%

3^{PT} 6-14 42.9%

FT 10-12 83.3%

GM FG 31-64 48.4%

3^{PT} 11-27 40.7%


FT 23-28 82.1%

Dead Ball Rebounds: 3, 0

| California - 71 | | | | | | | | | | | | | Record: 9-10 (2-6) | | | | | | | | | | | | | Technical Fouls: NONE | | | | | | | | | | | | |
|-----------------|-------------------|---------|--------|--------|--------|-------------|-------------|-----|----------|----|----|----|--------------------|-----------|----|-----|--------------------|-------------------------|-------|-------|-------|--|--|--|--|-----------------------|--|--|--|--|--|--|--|--|--|--|--|--|
| NO. | NAME | Min | FG M/A | 3P M/A | FT M/A | Rebounds OR | Rebounds DR | TOT | Fouls PF | TP | AS | TO | ST | Blocks BS | BA | +/- | Shooting By Period | | | | | | | | | | | | | | | | | | | | | |
| 15 | Grant Anticevich | F 25:45 | 3-7 | 1-3 | 0-0 | 5 | 2 | 7 | 1 | 1 | 1 | 0 | 0 | 0 | 0 | 0 | -21 | 1st | FG% | 8-31 | 25.8% | | | | | | | | | | | | | | | | | |
| 22 | Andre Kelly | F 27:27 | 4-8 | 0-0 | 0-0 | 1 | 7 | 8 | 3 | 0 | 8 | 0 | 0 | 0 | 0 | 1 | -8 | 2nd | FG% | 17-40 | 42.5% | | | | | | | | | | | | | | | | | |
| 1 | Joel Brown | G 28:49 | 2-6 | 0-0 | 1-1 | 1 | 2 | 3 | 2 | 2 | 5 | 3 | 1 | 1 | 0 | 3 | -8 | 3rd | FG% | 10-15 | 66.7% | | | | | | | | | | | | | | | | | |
| 31 | Jordan Shepherd | G 33:35 | 7-19 | 2-4 | 5-6 | 1 | 3 | 4 | 3 | 4 | 21 | 4 | 2 | 1 | 0 | 0 | -18 | 4th | FG% | 6-12 | 50.0% | | | | | | | | | | | | | | | | | |
| 32 | Jalen Celestine | G 21:37 | 2-9 | 2-3 | 1-2 | 0 | 0 | 1 | 1 | 2 | 1 | 7 | 0 | 0 | 0 | 0 | -23 | FT% | 6-14 | 100% | | | | | | | | | | | | | | | | | | |
| 24 | Sam Alajiki | 15:28 | 1-4 | 1-1 | 1-2 | 2 | 4 | 6 | 2 | 1 | 4 | 0 | 0 | 0 | 0 | 1 | -5 | GM FG% | 25-71 | 35.2% | | | | | | | | | | | | | | | | | | |
| 13 | Kuany Kuany | 18:13 | 2-8 | 1-5 | 4-6 | 1 | 1 | 2 | 3 | 4 | 9 | 1 | 0 | 2 | 0 | 0 | -15 | FT% | 7-17 | 41.2% | | | | | | | | | | | | | | | | | | |
| 21 | Lars Thiemann | 09:29 | 1-4 | 0-0 | 0-0 | 1 | 2 | 3 | 1 | 0 | 2 | 0 | 0 | 0 | 0 | 1 | -11 | FT% | 14-18 | 77.8% | | | | | | | | | | | | | | | | | | |
| 10 | Makale Foreman | 14:52 | 3-5 | 0-0 | 2-2 | 0 | 0 | 0 | 0 | 1 | 8 | 0 | 0 | 0 | 0 | 0 | -15 | Dead Ball Rebounds: 5.9 | | | | | | | | | | | | | | | | | | | | |
| 0 | Marsalis Roberson | 04:45 | 0-1 | 0-1 | 0-0 | 0 | 0 | 0 | 0 | 0 | 0 | 2 | 1 | 0 | 0 | 0 | -1 | | | | | | | | | | | | | | | | | | | | | |
| Team | | | | | | 3 | 0 | 3 | | 0 | 1 | | | | | | | | | | | | | | | | | | | | | | | | | | | |
| Totals | | | 25-71 | 7-17 | 14-19 | 15 | 22 | 37 | 19 | 14 | 71 | 11 | 5 | 4 | 0 | 7 | 25 | | | | | | | | | | | | | | | | | | | | | |

| | | | |
|--|--|--------------------------|-------|
| Technical Fouls: Coach 1 st 4:06 Coach 1 st 2:37 | | Period by Period Scoring | |
| Biggest lead | ARI 29 (2 nd 9:03) 0 (1 st 20:00) | Turnovers | 4 7 |
| Best Scoring Run | ARI 11 (2 nd 12:23) 5 (2 nd 18:15) | Point | 34 28 |
| Lead Changes | 0 | Second Chance | 9 14 |
| Times Tied | 1 | Fast Breaks | 7 13 |
| Time with Lead | 38:38 00:00 | Bench | 34 23 |

GAME 18: #3 Arizona 59, at UCLA 75



Official Basketball Box Score - Final

Arizona at UCLA

01/25/22 Pauley Pavilion, Los Angeles

2021-22 Men's Basketball

Game Time: 8:00 PM

Game Duration: 1:59

Attendance: 11,268

Record: 16-2 (6-1)

Officials: John Higgins, Mike Scypiors, Nate Harris

Arizona - 59

Record: 16-2 (6-1)

| NO. Name | Min | FG M-A | 3P M-A | FT M-A | Rebounds OR DR TOT | Fouls PF | TP | AS | TO | ST | Blocks BS BA | +/- |
|---------------------|---------|--------|--------|--------|--------------------|----------|----|----|----|----|--------------|-----|
| 35 Christian Koloko | C 30:45 | 5-8 | 0-0 | 1-2 | 4 3 7 | 1 3 | 11 | 2 | 2 | 0 | 1 0 | -14 |
| 0 Benedict Mathurin | G 34:28 | 5-22 | 3-6 | 3-6 | 4 6 10 | 1 4 | 16 | 2 | 2 | 0 | 0 5 | -16 |
| 3 Pelle Larsson | G 33:17 | 4-10 | 2-7 | 0-0 | 1 4 5 | 1 2 | 10 | 0 | 0 | 0 | 1 1 | -18 |
| 4 Dalen Terry | G 24:59 | 0-5 | 0-2 | 0-0 | 1 4 5 | 0 0 | 0 | 1 | 2 | 0 | 1 1 | -1 |
| 25 Kerr Krisia | G 34:53 | 0-12 | 0-0 | 0-0 | 0 2 2 | 1 2 | 0 | 6 | 4 | 0 | 0 0 | -11 |
| 5 Justin Kier | 15:05 | 3-8 | 1-3 | 0-0 | 2 5 7 | 1 0 | 7 | 1 | 0 | 1 | 0 1 | -10 |
| 11 Oumar Ballo | 10:59 | 3-3 | 0-0 | 1-2 | 1 3 3 | 1 1 | 7 | 0 | 2 | 0 | 0 0 | -3 |
| 10 Azuolas Tubelis | 14:44 | 3-7 | 1-1 | 1-1 | 4 2 6 | 4 1 | 8 | 2 | 2 | 1 | 0 0 | -9 |
| 1 Shane Nowell | 00:25 | 0-0 | 0-0 | 0-0 | 0 0 0 | 0 0 | 0 | 0 | 0 | 0 | 0 0 | 0 |
| 2 Adama Bal | 00:25 | 0-0 | 0-0 | 0-0 | 0 0 0 | 0 0 | 0 | 0 | 0 | 0 | 0 0 | 0 |
| Team | | | | | 4 0 4 | | 0 | | | | | |
| Totals | | 23-75 | 7-28 | 6-11 | 21 28 49 | 10 13 | 59 | 14 | 14 | 4 | 2 8 | -16 |

Shooting By Period

| | | |
|---------------------|-------|-------|
| 1 st FG% | 12-34 | 35.3% |
| 2 nd FG% | 4-15 | 26.7% |
| 3 rd FG% | 1-4 | 25% |
| 4 th FG% | 11-41 | 26.8% |
| FT% | 3-13 | 23.1% |
| 3PT% | 5-7 | 71.4% |
| GM FG% | 23-75 | 30.7% |
| FT% | 7-28 | 25.0% |
| 3PT% | 6-11 | 54.5% |


Dead Ball Rebounds: 4-2

Technical Fouls:NONE

| UCLA - 75 | | Record: 14-2 (6-1) | | | | | | | | | | | | | |
|---------------------|---------|--------------------|-----------|-----------|-----------------------|----------------|----|----|----|----|-----------------|---------|-------------------------|-------|--|
| NO. Name | Min | FG M-A | 3P M-A | FT M-A | Rebounds OR DR TOT | Fouls PF FO | TP | AS | TO | ST | Blocks BS BA | +/- | Shooting By Period | | |
| 2 Cody Riley | F 24:54 | 6-11 | 0-0 | 0-0 | 0 3 3 | 3 2 | 12 | 2 | 0 | 0 | 1 1 | 15 | 1st FG% 17-32 | 53.1% | |
| 1 Jules Bernard | G 31:19 | 7-11 | 1-4 | 0-0 | 0 7 7 | 3 0 | 15 | 3 | 0 | 2 | 0 0 | 12 | 3P% 5-7 | 71.4% | |
| 3 Johnny Juzang | G 31:23 | 6-18 | 3-5 | 0-0 | 0 3 3 | 2 0 | 15 | 2 | 2 | 0 | 0 0 | 12 | FT% 1-2 | 50% | |
| 10 Tyger Campbell | G 29:33 | 4-7 | 1-2 | 0-0 | 0 4 4 | 2 1 | 9 | 3 | 0 | 0 | 1 0 | 14 | 2nd FG% 15-32 | 46.9% | |
| 24 Jaime Jaquez Jr. | G 34:45 | 4-8 | 1-3 | 1-2 | 0 5 5 | 1 4 | 10 | 2 | 2 | 2 | 3 0 | 14 | 3P% 3-10 | 30.0% | |
| 15 Myles Johnson | 15:06 | 2-2 | 0-0 | 1-1 | 1 0 1 | 1 1 | 5 | 0 | 1 | 0 | 2 0 | 1 | 3P% 1-3 | 66.7% | |
| 34 David Singleton | 17:08 | 1-2 | 1-1 | 1-2 | 1 1 2 | 0 1 | 4 | 0 | 0 | 1 | 0 0 | 9 | GM FG% 32-64 | 50.0% | |
| 23 Peyton Watson | 15:52 | 2-5 | 1-2 | 0-0 | 0 4 4 | 1 1 | 5 | 0 | 3 | 2 | 2 0 | 3 | FT% 8-17 | 47.1% | |
| | | | | | | | | | | | | 3P% 3-5 | 60.0% | | |
| Team | | | | | | | | | | | | | | | |
| Totals | | 32-64 | 8-17 | 3-5 | 4 30 34 | 13 10 | 75 | 12 | 8 | 7 | 8 2 | 16 | Dead Ball Rebounds: 0.2 | | |

| | | | |
|-----------------------|--|--------------------------|-------|
| Technical Fouls: NONE | | Period by Period Scoring | |
| Biggest lead | UoA 4 (1 st 15:50) 18 (2 nd 1:50) | Turnovers | 3 15 |
| Best Scoring Run | UCLA 7 (2 nd 7:43) 12 (1 st 10:10) | Point | 32 28 |
| Lead Changes | 7 | Second Chance | 14 3 |
| Times Tied | 2 | Fast Breaks | 3 4 |
| Time with Lead | 02:34 36:28 | Bench | 22 14 |

GAME 19: #3 Arizona 67, ARIZONA STATE 56



Official Basketball Box Score - Final

Arizona St. at Arizona

01/20/22 McKee Center, Tucson

2021-22 Men's Basketball

Game Time: 12:30 PM

Game Duration: 2:08

Attendance: 14,644

Record: 6-12 (2-6)

Officials: Michael Greenstein, Greg Nixon, Kevin Bill

Arizona St. - 56

Record: 6-12 (2-6)

| NO. Name | Min | FG M-A | 3P M-A | FT M-A | Rebounds OR DR TOT | Fouls PF | TP | AS | TO | ST | Blocks BS BA | +/- | Shooting By Period | | |
|-------------------|---------|--------|--------|--------|--------------------|----------|----|----|----|----|--------------|-----|----------------------|----------|----------|
| | | | | | | | | | | | | | 1st FG% | 1st 2PT% | 1st 3PT% |
| 2 Jalen Graham | F 20:20 | 4-11 | 0-1 | 1-2 | 2 6 8 | 3 3 | 9 | 1 | 2 | 1 | 0 2 | 1 | 3PT% | 5-20 | 50.0% |
| 4 Kimani Lawrence | F 31:56 | 4-10 | 0-0 | 0-3 | 3 3 6 | 3 4 | 8 | 2 | 3 | 2 | 0 0 | -5 | FT% | 5-5 | 80% |
| 32 Alonzo Gaffney | F 12:51 | 0-0 | 0-0 | 0-1 | 0 1 1 | 5 1 | 0 | 0 | 2 | 1 | 0 0 | -6 | 2nd FG% | 8-34 | 23.5% |
| 0 DJ Horne | G 31:45 | 6-17 | 5-12 | 0-0 | 2 3 5 | 3 0 | 17 | 3 | 0 | 2 | 0 0 | -5 | 3PT% | 3-12 | 25.0% |
| 5 Jay Heath | G 28:35 | 4-9 | 2-4 | 0-0 | 1 3 4 | 3 1 | 10 | 0 | 1 | 0 | 0 1 | -15 | FT% | 5-5 | 50% |
| 3 Marreon Jackson | 27:38 | 1-4 | 1-3 | 3-4 | 1 0 1 | 3 5 | 6 | 4 | 4 | 0 | 0 0 | -3 | GM FG% | 20-61 | 32.8% |
| 14 Enoch Boakye | 19:53 | 0-3 | 0-0 | 0-0 | 3 1 4 | 3 0 | 0 | 0 | 0 | 2 | 1 0 | -12 | 3PT% | 8-26 | 36.4% |
| 1 Luther Muhammad | 17:33 | 1-6 | 0-2 | 1-1 | 0 3 3 | 0 1 | 3 | 3 | 0 | 0 | 0 0 | -1 | FT% | 8-15 | 53.3% |
| 55 Jamiya Neal | 07:56 | 0-1 | 0-0 | 3-4 | 0 3 3 | 0 2 | 3 | 0 | 2 | 0 | 0 0 | -7 | Dead Ball Fouls: 4-0 | | |
| 15 John Olmsted | 01:33 | 0-0 | 0-0 | 0-0 | 0 0 0 | 0 0 | 0 | 0 | 0 | 0 | 0 0 | -2 | | | |
| Team | | | | | 3 3 6 | | 0 | | | | | | | | |
| Totals | | 20-61 | 8-22 | 8-15 | 15 26 41 | 23 17 | 56 | 13 | 17 | 6 | 2 6 | -11 | | | |

| Arizona - 67 | | | | | | | | | | | | | Technical Fouls: NONE | | | | | | | | | |
|---------------------|---------|-------|------|-------|----------|-------|----|----|----|-----|--------|-----|-------------------------|-------|-------|---------|-------|-------|--|--|--|--|
| Record: 17-2 (7-1) | | | | | | | | | | | | | | | | | | | | | | |
| NO. Name | Min | FG | 3P | FT | Rebounds | Fouls | TP | AS | TO | ST | Blocks | +/- | Shooting By Period | | | | | | | | | |
| 10 Azuolas Tubelis | F 21:33 | 2-9 | 0-2 | 2-2 | 2 4 6 | 1 2 | 6 | 1 | 1 | 0 | 1 0 | 2 | 1st FGM | 7-29 | 24.1% | 1st FT% | 0-13 | 0.0% | | | | |
| 35 Christian Koloko | C 33:30 | 3-7 | 0-0 | 6-7 | 5 8 13 | 3 5 | 12 | 3 | 0 | 3 | 5 0 | 10 | 2nd FGM | 17-21 | 85.7% | 2nd FT% | 18-21 | 85.7% | | | | |
| 0 Benedict Mathurin | G 36:37 | 5-16 | 0-8 | 4-5 | 0 3 3 | 3 3 | 14 | 0 | 0 | 1 0 | 1 0 | 11 | 3rd FGM | 12-30 | 40.0% | 3rd FT% | 3-10 | 30.0% | | | | |
| 4 Dalen Terry | G 18:53 | 1-5 | 0-2 | 2-2 | 3 2 5 | 3 1 | 4 | 2 | 2 | 0 | 0 0 | -3 | 4th FGM | 1-1 | 100% | 4th FT% | 0-0 | 0.0% | | | | |
| 25 Kerr Krisia | G 30:07 | 2-8 | 2-8 | 0-0 | 0 0 0 | 3 1 | 6 | 1 | 2 | 0 | 0 0 | 5 | GM FGM | 19-59 | 32.2% | GM FT% | 19-59 | 32.2% | | | | |
| 3 Pelle Larsson | 20:18 | 1-3 | 1-2 | 5-6 | 1 4 5 | 2 4 | 8 | 2 | 4 | 0 | 0 1 | 10 | 3PT% | 3-23 | 13.0% | 3FT% | 3-23 | 13.0% | | | | |
| 5 Justin Kier | 19:33 | 1-5 | 0-1 | 1-1 | 2 3 5 | 1 2 | 3 | 2 | 1 | 0 | 0 0 | 16 | FT% | 26-32 | 81.3% | | | | | | | |
| 11 Oumar Ballo | 19:29 | 4-6 | 0-0 | 6-9 | 3 2 5 | 1 5 | 14 | 2 | 1 | 0 | 0 0 | 14 | Dead Ball Rebounds: 3.0 | | | | | | | | | |
| Team | | | | | 1 3 4 | | 0 | | | | | | | | | | | | | | | |
| Totals | | 19-59 | 3-23 | 26-32 | 17 29 46 | 17 23 | 67 | 14 | 12 | 7 | 6 2 | 11 | | | | | | | | | | |

| | | | |
|-----------------------|--|--------------------------|-------|
| Technical Fouls: NONE | | Period by Period Scoring | |
| Biggest lead | ASU 8 (1 st 4:10) 13 (2 nd 3:29) | Turnovers | 11 12 |
| Best Scoring Run | ASU 8 (1 st 4:10) 10 (2 nd 5:20) | Point | 16 28 |
| Lead Changes | 3 | Second Chance | 10 13 |
| Times Tied | 6 | Fast Breaks | 10 15 |
| Time with Lead | 18:54 16:54 | Bench | 12 25 |

GAME 20: #7 Arizona 76, #3 UCLA 66



Official Basketball Box Score - Final

UCLA at Arizona

02/03/22 McKee Center, Tucson

2021-22 Men's Basketball

Game Time: 6:00 PM

Game Duration: 2:05

Attendance: 14,644

Record: 16-3 (8-2)

Officials: David Hall, Mike Reed, Paul Szabo

UCLA - 66

Record: 16-3 (8-2)

| NO. Name | Min | FG | | 3P | | FT | | Rebounds | Fouls | PF | TP | AS | TO | ST | Blocks | | +/- |
|---------------------|---------|-------|------|------|-----|----|----|----------|-------|----|----|----|----|----|--------|---|-----|
| | | M-A | M-A | M-A | M-A | BS | BA | | | | | | | | | | |
| 2 Cody Riley | F 30:45 | 3-10 | 0-0 | 4-6 | 1 | 7 | 8 | 3 | 6 | 10 | 0 | 1 | 3 | 0 | 3 | 0 | -7 |
| 1 Jules Bernard | G 36:26 | 6-15 | 1-3 | 2-4 | 2 | 4 | 6 | 3 | 3 | 15 | 0 | 1 | 2 | 0 | 1 | 0 | -14 |
| 3 Johnny Juzang | G 28:33 | 6-15 | 0-4 | 0-0 | 1 | 5 | 6 | 3 | 3 | 12 | 2 | 3 | 0 | 0 | 1 | 1 | 0 |
| 10 Tyger Campbell | G 33:58 | 4-14 | 1-4 | 0-1 | 1 | 1 | 2 | 5 | 1 | 9 | 5 | 1 | 0 | 0 | 0 | 2 | -8 |
| 24 Jaime Jaquez Jr. | G 35:03 | 6-12 | 0-1 | 1-1 | 3 | 3 | 6 | 3 | 1 | 13 | 5 | 1 | 2 | 0 | 2 | 0 | -8 |
| 34 David Singleton | 13:55 | 2-4 | 1-2 | 0-0 | 1 | 0 | 1 | 0 | 0 | 5 | 0 | 0 | 0 | 0 | 0 | 0 | -6 |
| 15 Myles Johnson | 09:15 | 1-1 | 0-0 | 0-0 | 2 | 3 | 5 | 2 | 0 | 2 | 0 | 0 | 0 | 0 | 1 | 0 | -3 |
| 23 Peyton Watson | 06:42 | 0-0 | 0-0 | 0-0 | 0 | 0 | 0 | 4 | 1 | 0 | 0 | 0 | 1 | 0 | 0 | 0 | 1 |
| 13 Jake Kyman | 05:23 | 0-1 | 0-0 | 0-0 | 0 | 0 | 0 | 0 | 0 | 0 | 0 | 0 | 0 | 0 | 0 | 0 | -5 |
| Team | | | | | 1 | 1 | 2 | 0 | 0 | 0 | 0 | 0 | | | | | |
| Totals | | 28-72 | 3-14 | 7-12 | 12 | 24 | 36 | 23 | 66 | 12 | 8 | 7 | 1 | 9 | 1 | 0 | -10 |

Technical Fouls: Campbell 2 nd 14:43

Shooting By Period

| | | |
|---------|-------|-------|
| 1st FG% | 12-36 | 33.3% |
| 3PT% | 1-9 | 11.1% |
| FT% | 5-6 | 83.3% |
| 2nd FG% | 16-36 | 44.4% |
| 3PT% | 2-5 | 40.0% |
| FT% | 2-6 | 33.3% |
| GM FG% | 28-72 | 38.9% |
| 3PT% | 3-14 | 21.4% |
| FT% | 7-12 | 58.3% |

Dead Ball Rebounds: 1-0

BOX SCORES

GAME 21: #7 Arizona 72, #19 USC 63



Official Basketball Box Score - Final
Southern California at Arizona
02/05/22 McKee Center, Tucson
2021-22 Men's Basketball

Game Time: 3:00 PM
Game Duration: 2:56
Attendance: 14,644

Officials: Tony Padilla, Verne Harris, Eric Curry

Southern California - 63

Record: 19-4 (9-4)

| NO. | Name | Min | FG | 3P | FT | Rebounds | Fouls | TP | AS | TO | ST | Blocks | BS | BA | +/ |
|--------|--------------------|---------|-------|------|-------|-----------|--------|----|----|----|----|--------|-----|----|----|
| | | | M-A | M-A | M-A | OR DR TOT | PF FD | | | | | | | | |
| 1 | Chevez Goodwin | F 27:48 | 3-8 | 0-0 | 2-4 | 0 3 3 | 3 2 8 | 2 | 2 | 2 | 0 | 2 | 2 | -2 | |
| 3 | Isaiah Mobley | F 37:35 | 6-14 | 2-7 | 1-2 | 3 4 7 | 4 4 15 | 4 | 1 | 0 | 1 | 0 | 0 | -9 | |
| 0 | Boogie Ellis | G 30:07 | 3-12 | 2-7 | 0-0 | 4 1 5 | 3 1 8 | 5 | 0 | 1 | 0 | 2 | -10 | | |
| 13 | Drew Peterson | G 34:27 | 1-13 | 0-6 | 3-4 | 3 5 8 | 3 3 5 | 4 | 3 | 0 | 0 | 1 | -7 | | |
| 20 | Ethan Anderson | G 27:37 | 4-8 | 0-2 | 0-0 | 2 1 3 | 2 3 8 | 2 | 0 | 0 | 0 | 0 | 0 | | |
| 23 | Max Agbonkpolo | 17:44 | 2-3 | 0-1 | 0-0 | 1 1 2 | 3 0 4 | 1 | 0 | 0 | 2 | 0 | -5 | | |
| 24 | Joshua Morgan | 08:53 | 1-2 | 0-0 | 2-3 | 1 1 2 | 1 3 4 | 0 | 0 | 0 | 1 | 0 | -6 | | |
| 2 | Kobe Johnson | 02:08 | 0-1 | 0-0 | 0-0 | 0 0 0 | 0 0 0 | 0 | 1 | 0 | 0 | 0 | -5 | | |
| 5 | Isaiah White | 07:33 | 3-7 | 0-0 | 1 0 1 | 3 0 0 | 9 0 0 | 0 | 0 | 0 | 0 | 1 | 3 | | |
| 21 | Reese Dixon-Waters | 06:08 | 1-2 | 0-0 | 0-0 | 0 0 0 | 1 0 2 | 0 | 0 | 0 | 0 | 0 | -4 | | |
| Team | | | | | | 4 2 6 | | 0 | 1 | | | | | | |
| Totals | | | 24-70 | 7-30 | 8-13 | 19 18 37 | 23 16 | 63 | 8 | 3 | 4 | 6 | -9 | | |

Technical Fouls: NONE

| Shooting By Period | | |
|-------------------------|-------|-------|
| 1 st FG% | 13-37 | 35.1% |
| 3PT% | 2-15 | 13.3% |
| FT% | 0-1 | 0% |
| 2 nd FG% | 11-33 | 33.3% |
| 3PT% | 5-15 | 33.3% |
| FT% | 8-12 | 66.7% |
| GM FG% | 24-70 | 34.3% |
| 3PT% | 7-30 | 23.3% |
| FT% | 8-13 | 61.5% |
| Dead Ball Rebounds: 3.0 | | |

Arizona - 72

Record: 19-2 (9-1)

| NO. | Name | Min | FG | 3P | FT | Rebounds | Fouls | TP | AS | TO | ST | Blocks | BS | BA | +/ |
|--------|-------------------|---------|-------|------|-------|-----------|----------|----|----|----|----|--------|----|----|----|
| | | | M-A | M-A | M-A | OR DR TOT | PF FD | | | | | | | | |
| 10 | Azuolas Tubelis | F 25:27 | 7-15 | 0-0 | 4-8 | 7 4 11 | 2 8 18 | 1 | 1 | 0 | 1 | 1 | 8 | | |
| 35 | Christian Koloko | C 26:43 | 3-8 | 0-0 | 4-6 | 2 5 7 | 3 5 10 | 2 | 1 | 0 | 3 | 1 | 2 | | |
| 0 | Benedict Mathurin | G 31:43 | 4-10 | 0-2 | 0-2 | 1 3 4 | 2 1 8 | 2 | 3 | 0 | 0 | 1 | 8 | | |
| 4 | Dalen Terry | G 29:02 | 4-9 | 0-2 | 1-1 | 1 3 4 | 2 1 9 | 4 | 1 | 0 | 1 | 1 | 17 | | |
| 25 | Kerr Kriisa | G 33:35 | 4-7 | 3-5 | 2-2 | 0 5 5 | 3 4 13 | 2 | 4 | 0 | 0 | 0 | 5 | | |
| 3 | Pelle Larsson | 21:54 | 1-1 | 0-0 | 5-5 | 1 0 1 | 1 2 7 | 0 | 1 | 1 | 1 | 0 | 0 | | |
| 11 | Oumar Ballo | 16:29 | 2-4 | 0-0 | 0-0 | 1 4 5 | 2 1 4 | 1 | 0 | 0 | 1 | 0 | 10 | | |
| 5 | Justin Kier | 15:07 | 1-1 | 1-1 | 0-0 | 0 1 1 | 1 1 3 | 2 | 0 | 1 | 0 | 0 | -5 | | |
| Team | | | | | | 1 3 4 | | 0 | 0 | | | | | | |
| Totals | | | 26-55 | 4-10 | 16-24 | 14 28 42 | 16 23 72 | 14 | 11 | 2 | 6 | 4 | 9 | | |

Technical Fouls: NONE

| Shooting By Period | | |
|-------------------------|-------|-------|
| 1 st FG% | 11-22 | 50.0% |
| 3PT% | 1-4 | 25.0% |
| FT% | 6-12 | 50% |
| 2 nd FG% | 15-33 | 45.5% |
| 3PT% | 3-6 | 50.0% |
| FT% | 10-12 | 83.3% |
| GM FG% | 26-55 | 47.3% |
| 3PT% | 4-10 | 40.0% |
| FT% | 16-24 | 66.7% |
| Dead Ball Rebounds: 5.1 | | |

| | USC | ARI |
|------------------|---------------------------|---------------------------|
| Biggest lead | 6 (2 nd 6:29) | 9 (2 nd 0:16) |
| Best Scoring Run | 10 (2 nd 6:29) | 10 (2 nd 4:47) |
| Lead Changes | 14 | |
| Times Tied | 11 | |
| Time with Lead | 07:22 | 28:21 |

| Points from | USC | ARI |
|---------------|-----|-----|
| Turnovers | 8 | 8 |
| Paint | 28 | 42 |
| Second Chance | 9 | 11 |
| Fast Breaks | 6 | 9 |
| Bench | 19 | 14 |

| Period by Period Scoring | | | |
|--------------------------|-----------------|-----------------|-----|
| | 1 st | 2 nd | TOT |
| USC | 28 | 35 | 63 |
| ARI | 29 | 43 | 72 |

GAME 22: #4 Arizona 91, at ARIZONA STATE 79



Official Basketball Box Score - Final
Arizona at Arizona St.
02/06/22 Desert Financial Arena, Tempe
2021-22 Men's Basketball

Game Time: 2:00 AM
Game Duration: 1:56
Attendance: 13,223

Officials: Michael Greenstein, Delore Carr, Kelly Pfeiffer

Arizona - 91

Record: 20-2 (10-1)

| NO. | Name | Min | FG | 3P | FT | Rebounds | Fouls | TP | AS | TO | ST | Blocks | BS | BA | +/ |
|--------|-------------------|---------|-------|------|-------|-----------|----------|----|----|----|----|--------|----|----|----|
| | | | M-A | M-A | M-A | OR DR TOT | PF FD | | | | | | | | |
| 10 | Azuolas Tubelis | F 29:25 | 7-12 | 0-1 | 5-8 | 3 8 11 | 3 5 19 | 2 | 3 | 1 | 0 | 2 | 10 | | |
| 35 | Christian Koloko | C 21:43 | 4-9 | 0-0 | 2-2 | 4 3 7 | 3 3 10 | 2 | 1 | 0 | 1 | 1 | 7 | | |
| 0 | Benedict Mathurin | G 32:50 | 6-12 | 1-4 | 5-6 | 2 3 5 | 1 5 19 | 3 | 2 | 1 | 0 | 0 | 17 | | |
| 4 | Dalen Terry | G 25:51 | 5-8 | 2-5 | 0-1 | 0 6 6 | 2 1 12 | 2 | 3 | 4 | 1 | 0 | 4 | | |
| 25 | Kerr Kriisa | G 23:23 | 1-4 | 1-3 | 0-0 | 0 2 2 | 2 1 3 | 5 | 4 | 0 | 0 | 0 | 3 | | |
| 5 | Justin Kier | 19:35 | 1-4 | 0-3 | 0-0 | 0 3 3 | 1 1 2 | 3 | 1 | 1 | 0 | 0 | 19 | | |
| 11 | Oumar Ballo | 20:48 | 5-6 | 0-0 | 3-4 | 3 7 10 | 2 4 13 | 0 | 3 | 0 | 1 | 1 | 15 | | |
| 3 | Pelle Larsson | 19:48 | 5-5 | 3-3 | 1-2 | 0 2 2 | 1 1 14 | 2 | 1 | 2 | 1 | 0 | 16 | | |
| 1 | Shane Nowell | 02:16 | 0-0 | 0-0 | 0-0 | 0 0 0 | 0 0 0 | 0 | 1 | 0 | 0 | 0 | -8 | | |
| 2 | Adama Bal | 02:16 | 0-0 | 0-0 | 0-0 | 0 0 0 | 1 0 0 | 0 | 1 | 0 | 0 | 0 | -8 | | |
| 20 | Tauvillas Tubelis | 00:33 | 0-0 | 0-0 | 0-0 | 0 0 0 | 0 0 0 | 0 | 0 | 0 | 0 | 0 | -5 | | |
| 50 | Jordan Mains | 00:36 | 0-0 | 0-0 | 0-0 | 0 0 0 | 0 0 0 | 0 | 0 | 0 | 0 | 0 | -5 | | |
| 53 | Grant Weltman | 00:36 | 0-0 | 0-0 | 0-0 | 0 0 0 | 0 0 0 | 0 | 0 | 0 | 0 | 0 | -5 | | |
| Team | | | | | | 1 1 2 | | 0 | 1 | | | | | | |
| Totals | | | 34-60 | 7-19 | 16-23 | 13 35 48 | 16 21 91 | 20 | 9 | 4 | 4 | 12 | | | |

Technical Fouls: Terry 2nd 0:53

| Shooting By Period | | |
|-------------------------|-------|-------|
| 1 st FG% | 16-30 | 53.3% |
| 3PT% | 4-9 | 44.4% |
| FT% | 4-7 | 57.1% |
| 2 nd FG% | 18-30 | 60.0% |
| 3PT% | 3-10 | 30.0% |
| FT% | 12-16 | 75% |
| GM FG% | 34-60 | 56.7% |
| 3PT% | 7-19 | 36.8% |
| FT% | 16-23 | 69.6% |
| Dead Ball Rebounds: 3.0 | | |

Arizona St. - 79

Record: 7-14 (3-8)

| NO. | Name | Min | FG | 3P | FT | Rebounds | Fouls | TP | AS | TO | ST | Blocks | BS | BA | +/ |
|--------|-----------------|---------|-------|-------|-----|-----------|----------|----|----|----|----|--------|-----|----|----|
| | | | M-A | M-A | M-A | OR DR TOT | PF FD | | | | | | | | |
| 2 | Jalen Graham | F 18:03 | 4-13 | 0-0 | 0-0 | 2 2 4 | 5 2 8 | 3 | 2 | 1 | 0 | 3 | -7 | | |
| 4 | Kimani Lawrence | F 34:02 | 5-9 | 0-0 | 1-2 | 2 2 4 | 2 4 11 | 2 | 0 | 1 | 1 | 0 | -17 | | |
| 32 | Alonzo Gaffney | F 19:55 | 3-7 | 3-6 | 0-0 | 1 1 2 | 2 2 9 | 2 | 0 | 0 | 1 | 0 | 0 | | |
| 0 | DJ Home | G 26:50 | 4-9 | 3-5 | 0-0 | 0 1 1 | 3 0 11 | 2 | 2 | 1 | 0 | 1 | -16 | | |
| 5 | Jay Heath | G 27:06 | 5-9 | 4-7 | 2-2 | 0 3 3 | 3 1 16 | 3 | 2 | 0 | 0 | 0 | -1 | | |
| 3 | Marreon Jackson | 32:29 | 5-16 | 3-10 | 3-5 | 2 1 3 | 1 3 16 | 8 | 3 | 4 | 0 | 0 | -9 | | |
| 1 | Luther Muhammad | 03:34 | 0-1 | 0-1 | 0-0 | 0 1 1 | 0 0 0 | 0 | 0 | 0 | 0 | 0 | -7 | | |
| 14 | Enoch Boskye | 13:12 | 1-1 | 0-0 | 0-0 | 0 3 3 | 5 2 0 | 3 | 0 | 3 | 0 | 2 | -8 | | |
| 55 | Jamiya Neal | 23:16 | 1-4 | 0-1 | 0-0 | 1 2 0 | 1 2 0 | 2 | 0 | 1 | 5 | 0 | -1 | | |
| 15 | John Olmsted | 01:33 | 2-2 | 0-0 | 0-0 | 1 0 1 | 0 0 4 | 0 | 0 | 0 | 0 | 0 | 6 | | |
| Team | | | | | | 0 2 2 | | 0 | 0 | | | | | | |
| Totals | | | 30-71 | 13-30 | 6-9 | 9 17 26 | 21 15 79 | 20 | 13 | 12 | 4 | 4 | -12 | | |

Technical Fouls: NONE

| | ARIZ | ASU |
|------------------|----------------------------|----------------------------|
| Biggest lead | 26 (2 nd 5:55) | 13 (1 st 16:52) |
| Best Scoring Run | 11 (1 st 12:46) | 9 (1 st 17:57) |
| Lead Changes | 5 | |
| Times Tied | 4 | |
| Time with Lead | 25:54 | 09:39 |

| Points from | ARIZ | ASU |
|---------------|------|-----|
| Turnovers | 17 | 32 |
| Paint | 52 | 28 |
| Second Chance | 14 | 14 |
| Fast Breaks | 22 | 6 |
| Bench | 29 | 24 |

| Period by Period Scoring | | | |
|--------------------------|-----------------|-----------------|-----|
| | 1 st | 2 nd | TOT |
| ARIZ | 40 | 51 | 91 |
| ASU | 36 | 43 | 79 |

2021-22 TEAM GAME-BY-GAME - ARIZONA

| | | | | Total | | 3-Pointers | | Free throws | | Rebounds | | | | | | | | | | | |
|---------------------|------------|--------|-----|----------|------|------------|------|-------------|------|----------|-----|-----|------|-----|-----|-----|-----|-----|------|------|--|
| Opponent | Date | Score | | FG-FGA | PCT | 3FG-3FGA | PCT | FT-FTA | PCT | OFF | DEF | TOT | AVG | PF | A | TO | BLK | STL | PTS | AVG | |
| Northern Ariz. | 11/09/2021 | 81-52 | W | 28-69 | .406 | 8-25 | .320 | 17-24 | .708 | 16 | 28 | 44 | 44.0 | 16 | 25 | 6 | 9 | 11 | 81 | 81.0 | |
| UTRGV | 11/12/2021 | 104-50 | W | 34-56 | .607 | 11-29 | .379 | 25-35 | .714 | 11 | 43 | 54 | 49.0 | 22 | 25 | 18 | 8 | 8 | 104 | 92.5 | |
| North Dakota St. | 11/16/2021 | 97-45 | W | 34-66 | .515 | 13-28 | .464 | 16-22 | .727 | 13 | 36 | 49 | 49.0 | 14 | 21 | 8 | 6 | 8 | 97 | 94.0 | |
| vs Wichita St. | 11/19/2021 | 82-78 | Wot | 24-59 | .407 | 5-27 | .185 | 29-42 | .690 | 11 | 36 | 47 | 48.5 | 21 | 16 | 22 | 10 | 2 | 82 | 91.0 | |
| vs Michigan | 11/21/2021 | 80-62 | W | 33-66 | .500 | 4-21 | .190 | 10-12 | .833 | 10 | 24 | 34 | 45.6 | 18 | 23 | 10 | 5 | 7 | 80 | 88.8 | |
| Sacramento St. | 11/27/2021 | 105-59 | W | 38-70 | .543 | 9-17 | .529 | 20-26 | .769 | 13 | 35 | 48 | 46.0 | 13 | 31 | 13 | 6 | 11 | 105 | 91.5 | |
| at Oregon St. | 12/05/2021 | 90-65 | W | 33-70 | .471 | 9-32 | .281 | 15-24 | .625 | 18 | 21 | 39 | 45.0 | 17 | 20 | 12 | 5 | 13 | 90 | 91.3 | |
| Wyoming | 12/08/2021 | 94-65 | W | 38-72 | .528 | 11-28 | .393 | 7-8 | .875 | 13 | 29 | 42 | 44.6 | 15 | 23 | 10 | 6 | 9 | 94 | 91.6 | |
| at Illinois | 12/11/2021 | 83-79 | W | 32-70 | .457 | 7-19 | .368 | 12-18 | .667 | 16 | 27 | 43 | 44.4 | 17 | 12 | 14 | 5 | 10 | 83 | 90.7 | |
| Northern Colo. | 12/15/2021 | 101-76 | W | 39-73 | .534 | 8-22 | .364 | 15-19 | .789 | 13 | 31 | 44 | 44.4 | 17 | 23 | 11 | 6 | 8 | 101 | 91.7 | |
| California Baptist | 12/18/2021 | 84-60 | W | 33-65 | .508 | 9-22 | .409 | 9-13 | .692 | 12 | 32 | 44 | 44.4 | 13 | 21 | 13 | 12 | 5 | 84 | 91.0 | |
| at Tennessee | 12/22/2021 | 73-77 | L | 26-58 | .448 | 9-27 | .333 | 12-18 | .667 | 10 | 28 | 38 | 43.8 | 28 | 16 | 17 | 3 | 6 | 73 | 89.5 | |
| Washington | 01/03/2022 | 95-79 | W | 33-60 | .550 | 12-25 | .480 | 17-21 | .810 | 12 | 33 | 45 | 43.9 | 17 | 28 | 21 | 5 | 5 | 95 | 89.9 | |
| Colorado | 01/13/2022 | 76-55 | W | 29-57 | .509 | 7-20 | .350 | 11-19 | .579 | 7 | 37 | 44 | 43.9 | 18 | 20 | 16 | 6 | 6 | 76 | 88.9 | |
| Utah | 01/15/2022 | 82-64 | W | 33-65 | .508 | 3-18 | .167 | 13-16 | .813 | 13 | 22 | 35 | 43.3 | 15 | 24 | 16 | 7 | 10 | 82 | 88.5 | |
| at Stanford | 01/20/2022 | 85-57 | W | 31-56 | .554 | 6-21 | .286 | 17-21 | .810 | 6 | 33 | 39 | 43.1 | 17 | 20 | 14 | 8 | 5 | 85 | 88.3 | |
| at California | 01/23/2022 | 96-71 | W | 31-64 | .484 | 11-27 | .407 | 23-28 | .821 | 13 | 33 | 46 | 43.2 | 14 | 14 | 8 | 7 | 2 | 96 | 88.7 | |
| at UCLA | 01/25/2022 | 59-75 | L | 23-75 | .307 | 7-28 | .250 | 6-11 | .545 | 21 | 28 | 49 | 43.6 | 10 | 14 | 14 | 2 | 4 | 59 | 87.1 | |
| Arizona St. | 01/29/2022 | 67-56 | W | 19-59 | .322 | 3-23 | .130 | 26-32 | .813 | 17 | 29 | 46 | 43.7 | 17 | 14 | 12 | 6 | 7 | 67 | 86.0 | |
| UCLA | 02/03/2022 | 76-66 | W | 24-50 | .480 | 8-22 | .364 | 20-30 | .667 | 8 | 36 | 44 | 43.7 | 16 | 18 | 15 | 9 | 4 | 76 | 85.5 | |
| Southern California | 02/05/2022 | 72-63 | W | 26-55 | .473 | 4-10 | .400 | 16-24 | .667 | 14 | 28 | 42 | 43.6 | 16 | 14 | 11 | 6 | 2 | 72 | 84.9 | |
| at Arizona St. | 02/07/2022 | 91-79 | W | 34-60 | .567 | 7-19 | .368 | 16-23 | .696 | 13 | 35 | 48 | 43.8 | 16 | 20 | 20 | 4 | 9 | 91 | 85.1 | |
| Total | | 1873 | | 675-1395 | .484 | 171-510 | .335 | 352-486 | .724 | 280 | 684 | 964 | 43.8 | 367 | 442 | 301 | 141 | 152 | 1873 | 85.1 | |
| Opponents | | 1433 | | 532-1436 | .370 | 160-499 | .321 | 209-325 | .643 | 266 | 484 | 750 | 34.1 | 416 | 261 | 305 | 56 | 152 | 1433 | 65.1 | |

Arizona Averages

| Games Played | Points/game | FG Pct | 3FG Pct | FT Pct | Rebounds/game | Assists/game | Turnovers/game | Assist/Turnover ratio | Steals/game | Blocks/game |
|--------------|-------------|--------|---------|--------|---------------|--------------|----------------|-----------------------|-------------|-------------|
| 22 | 85.1 | 48.4 | 33.5 | 72.4 | 43.8 | 20.1 | 13.7 | 1.5 | 6.9 | 6.4 |

2021-22 TEAM GAME-BY-GAME - OPPONENT

| | | | | Total | | 3-Pointers | | Free throws | | Rebounds | | | | | | | | | | | |
|---------------------|------------|--------|-----|----------|------|------------|------|-------------|-------|----------|-----|-----|------|-----|-----|-----|-----|-----|------|------|--|
| Opponent | Date | Score | | FG-FGA | PCT | 3FG-3FGA | PCT | FT-FTA | PCT | OFF | DEF | TOT | AVG | PF | A | TO | BLK | STL | PTS | AVG | |
| Northern Ariz. | 11/09/2021 | 81-52 | W | 19-53 | .358 | 5-16 | .313 | 9-17 | .529 | 12 | 30 | 42 | 42.0 | 22 | 11 | 21 | 1 | 3 | 52 | 52.0 | |
| UTRGV | 11/12/2021 | 104-50 | W | 15-67 | .224 | 4-20 | .200 | 16-24 | .667 | 11 | 14 | 25 | 33.5 | 24 | 7 | 13 | 1 | 10 | 50 | 51.0 | |
| North Dakota St. | 11/16/2021 | 97-45 | W | 17-65 | .262 | 6-26 | .231 | 5-9 | .556 | 15 | 21 | 36 | 34.3 | 20 | 7 | 17 | 1 | 2 | 45 | 49.0 | |
| vs Wichita St. | 11/19/2021 | 82-78 | Wot | 27-80 | .338 | 12-39 | .308 | 12-24 | .500 | 20 | 23 | 43 | 36.5 | 31 | 11 | 15 | 3 | 11 | 78 | 56.3 | |
| vs Michigan | 11/21/2021 | 80-62 | W | 23-53 | .434 | 1-14 | .071 | 15-22 | .682 | 9 | 20 | 29 | 35.0 | 13 | 8 | 15 | 0 | 7 | 62 | 57.4 | |
| Sacramento St. | 11/27/2021 | 105-59 | W | 22-61 | .361 | 7-19 | .368 | 8-11 | .727 | 4 | 21 | 25 | 33.3 | 19 | 12 | 17 | 2 | 3 | 59 | 57.7 | |
| at Oregon St. | 12/05/2021 | 90-65 | W | 26-59 | .441 | 5-14 | .357 | 8-14 | .571 | 15 | 21 | 36 | 33.7 | 21 | 16 | 22 | 5 | 7 | 65 | 58.7 | |
| Wyoming | 12/08/2021 | 94-65 | W | 23-58 | .397 | 8-25 | .320 | 11-15 | .733 | 6 | 21 | 27 | 32.9 | 11 | 10 | 14 | 2 | 7 | 65 | 59.5 | |
| at Illinois | 12/11/2021 | 83-79 | W | 27-68 | .397 | 16-36 | .444 | 9-14 | .643 | 17 | 25 | 42 | 33.9 | 15 | 14 | 16 | 4 | 7 | 79 | 61.7 | |
| Northern Colo. | 12/15/2021 | 101-76 | W | 28-59 | .475 | 11-26 | .423 | 9-17 | .529 | 3 | 21 | 24 | 32.9 | 16 | 10 | 13 | 0 | 6 | 76 | 63.1 | |
| California Baptist | 12/18/2021 | 84-60 | W | 24-72 | .333 | 8-27 | .296 | 4-6 | .667 | 12 | 21 | 33 | 32.9 | 12 | 12 | 13 | 3 | 3 | 60 | 62.8 | |
| at Tennessee | 12/22/2021 | 73-77 | L | 26-67 | .388 | 7-24 | .292 | 18-27 | .667 | 16 | 24 | 40 | 33.5 | 16 | 12 | 13 | 6 | 8 | 77 | 64.0 | |
| Washington | 01/03/2022 | 95-79 | W | 31-75 | .413 | 7-24 | .292 | 10-13 | .769 | 12 | 19 | 31 | 33.3 | 16 | 14 | 6 | 1 | 18 | 79 | 65.2 | |
| Colorado | 01/13/2022 | 76-55 | W | 21-64 | .328 | 4-20 | .200 | 9-12 | .750 | 8 | 25 | 33 | 33.3 | 19 | 12 | 14 | 3 | 8 | 55 | 64.4 | |
| Utah | 01/15/2022 | 82-64 | W | 23-56 | .411 | 6-16 | .375 | 12-12 | 1.000 | 11 | 20 | 31 | 33.1 | 18 | 9 | 20 | 3 | 5 | 64 | 64.4 | |
| at Stanford | 01/20/2022 | 85-57 | W | 21-70 | .300 | 7-23 | .304 | 8-15 | .533 | 21 | 21 | 42 | 33.7 | 23 | 10 | 17 | 2 | 8 | 57 | 63.9 | |
| at California | 01/23/2022 | 96-71 | W | 25-71 | .352 | 7-17 | .412 | 14-19 | .737 | 15 | 22 | 37 | 33.9 | 17 | 11 | 5 | 0 | 4 | 71 | 64.4 | |
| at UCLA | 01/25/2022 | 59-75 | L | 32-64 | .500 | 8-17 | .471 | 3-5 | .600 | 4 | 30 | 34 | 33.9 | 13 | 12 | 8 | 8 | 7 | 75 | 64.9 | |
| Arizona St. | 01/29/2022 | 67-56 | W | 20-61 | .328 | 8-22 | .364 | 8-15 | .533 | 15 | 26 | 41 | 34.3 | 23 | 13 | 17 | 2 | 6 | 56 | 64.5 | |
| UCLA | 02/03/2022 | 76-66 | W | 28-72 | .389 | 3-14 | .214 | 7-12 | .583 | 12 | 24 | 36 | 34.4 | 23 | 12 | 8 | 1 | 7 | 66 | 64.6 | |
| Southern California | 02/05/2022 | 72-63 | W | 24-70 | .343 | 7-30 | .233 | 8-13 | .615 | 19 | 18 | 37 | 34.5 | 23 | 18 | 8 | 4 | 3 | 63 | 64.5 | |
| at Arizona St. | 02/07/2022 | 91-79 | W | 30-71 | .423 | 13-30 | .433 | 6-9 | .667 | 9 | 17 | 26 | 34.1 | 21 | 20 | 13 | 4 | 12 | 79 | 65.1 | |
| Total | | 1433 | | 532-1436 | .370 | 160-499 | .321 | 209-325 | .643 | 266 | 484 | 750 | 34.1 | 416 | 261 | 305 | 56 | 152 | 1433 | 65.1 | |
| Arizona | | 1873 | | 675-1395 | .484 | 171-510 | .335 | 352-486 | .724 | 280 | 684 | 964 | 43.8 | 367 | 442 | 301 | 141 | 152 | 1873 | 85.1 | |

Opponents Averages

| Games Played | Points/game | FG Pct | 3FG Pct | FT Pct | Rebounds/game | Assists/game | Turnovers/game | Assist/Turnover ratio | Steals/game | Blocks/game |
|--------------|-------------|--------|---------|--------|---------------|--------------|----------------|-----------------------|-------------|-------------|
| 22 | 65.1 | 37.0 | 32.1 | 64.3 | 34.1 | 11.9 | 13.9 | 0.9 | 6.9 | 2.5 |

GAME HIGHS

2021-22 Arizona Men's Basketball
Player Highs Analysis
All gamesPage 1/2
as of Feb 08, 2022

Arizona - Individual Game Highs

| | | |
|------------------------------------|-------------|---|
| POINTS | 32 | Azuolas Tubelis vs Utah (01/15/2022) |
| | 30 | Bennedict Mathurin at Illinois (12/11/2021) |
| | 29 | Bennedict Mathurin at Oregon St. (12/05/2021) |
| | 28 | Bennedict Mathurin at Tennessee (12/22/2021) |
| | 27 | Bennedict Mathurin vs Washington (01/03/2022) |
| FIELD GOALS MADE | 14 | Azuolas Tubelis vs Utah (01/15/2022) |
| | 11 | Bennedict Mathurin at Oregon St. (12/05/2021) |
| FIELD GOAL ATTEMPTS | 24 | Azuolas Tubelis vs Utah (01/15/2022) |
| | 22 | Bennedict Mathurin at UCLA (01/25/2022) |
| FIELD GOAL PERCENTAGE (min 5 made) | 1.000 (7-7) | Christian Koloko vs Utah (01/15/2022) |
| | 1.000 (5-5) | Pelle Larsson at Arizona St. (02/07/2022) |
| 3 PT FG MADE | 6 | Kerr Kriisa vs Washington (01/03/2022) |
| | 5 | Bennedict Mathurin at Illinois (12/11/2021) |
| | 5 | Kerr Kriisa vs Wyoming (12/08/2021) |
| 3 PT FG ATTEMPTS | 10 | Kerr Kriisa vs UCLA (02/03/2022) |
| | 10 | Kerr Kriisa at Tennessee (12/22/2021) |
| | 10 | Kerr Kriisa vs Wyoming (12/08/2021) |
| | 10 | Kerr Kriisa vs Wichita St. (N) (11/19/2021) |
| | 10 | Kerr Kriisa vs Northern Ariz. (11/09/2021) |
| 3 PT FG PERCENTAGE (min 2 made) | 1.000 (3-3) | Pelle Larsson at Arizona St. (02/07/2022) |
| | 1.000 (3-3) | Pelle Larsson vs California Baptist (12/18/2021) |
| | 1.000 (3-3) | Kim Aiken Jr. vs North Dakota St. (11/16/2021) |
| FREE THROWS MADE | 9 | Bennedict Mathurin at Tennessee (12/22/2021) |
| | 8 | Azuolas Tubelis vs Wichita St. (N) (11/19/2021) |
| FREE THROW ATTEMPTS | 14 | Azuolas Tubelis vs Wichita St. (N) (11/19/2021) |
| | 11 | Bennedict Mathurin at Tennessee (12/22/2021) |
| FREE THROW PERCENTAGE (min 3 made) | 1.000 (6-6) | Christian Koloko vs Michigan (N) (11/21/2021) |
| | 1.000 (6-6) | Oumar Ballo vs Northern Ariz. (11/09/2021) |
| | 1.000 (5-5) | Pelle Larsson vs Southern California (02/05/2022) |
| | 1.000 (4-4) | Dalen Terry at California (01/23/2022) |
| | 1.000 (4-4) | Dalen Terry at Stanford (01/20/2022) |
| | 1.000 (4-4) | Justin Kier vs Wichita St. (N) (11/19/2021) |
| | 1.000 (4-4) | Oumar Ballo vs North Dakota St. (11/16/2021) |
| | 1.000 (4-4) | Bennedict Mathurin vs Northern Ariz. (11/09/2021) |
| | 1.000 (3-3) | Bennedict Mathurin vs Utah (01/15/2022) |
| | 1.000 (3-3) | Kerr Kriisa vs Washington (01/03/2022) |
| | 1.000 (3-3) | Azuolas Tubelis vs Northern Colo. (12/15/2021) |
| | 1.000 (3-3) | Azuolas Tubelis vs Wyoming (12/08/2021) |
| REBOUNDS | 13 | Christian Koloko vs Arizona St. (01/29/2022) |
| | 13 | Christian Koloko at California (01/23/2022) |
| ASSISTS | 10 | Kerr Kriisa vs Colorado (01/13/2022) |
| | 9 | Kerr Kriisa vs Sacramento St. (11/27/2021) |
| STEALS | 5 | Bennedict Mathurin vs Northern Colo. (12/15/2021) |
| | 5 | Dalen Terry vs Wyoming (12/08/2021) |
| BLOCKED SHOTS | 5 | Christian Koloko vs Arizona St. (01/29/2022) |
| | 5 | Oumar Ballo vs California Baptist (12/18/2021) |
| | 5 | Christian Koloko vs UTRGV (11/12/2021) |
| | 5 | Christian Koloko vs Northern Ariz. (11/09/2021) |
| TURNOVERS | 5 | Azuolas Tubelis vs Washington (01/03/2022) |
| | 5 | Bennedict Mathurin at Illinois (12/11/2021) |
| | 5 | Bennedict Mathurin at Tennessee (12/22/2021) |
| | 5 | Kerr Kriisa at Tennessee (12/22/2021) |
| | 5 | Christian Koloko at Tennessee (12/22/2021) |
| | 5 | Dalen Terry vs Wichita St. (N) (11/19/2021) |
| FOULS | 5 | |
| | 5 | |
| | 5 | |

2021-22 Arizona Men's Basketball
Player Highs Analysis
All gamesPage 2/2
as of Feb 08, 2022

Opponent - Individual Game Highs

| | | |
|------------------------------------|-------------|--|
| POINTS | 33 | Daylen Kountz vs Northern Colo. (12/15/2021) |
| | 28 | Terrell Brown Jr. vs Washington (01/03/2022) |
| | 27 | Trent Frazier at Illinois (12/11/2021) |
| | 27 | Tyson Etienne vs Wichita St. (N) (11/19/2021) |
| | 25 | Alfonso Plummer at Illinois (12/11/2021) |
| FIELD GOALS MADE | 12 | Daylen Kountz vs Northern Colo. (12/15/2021) |
| | 10 | Terrell Brown Jr. vs Washington (01/03/2022) |
| FIELD GOAL ATTEMPTS | 27 | Tyson Etienne vs Wichita St. (N) (11/19/2021) |
| | 22 | Terrell Brown Jr. vs Washington (01/03/2022) |
| FIELD GOAL PERCENTAGE (min 5 made) | .667 (8-12) | Matt Johnson vs Northern Colo. (12/15/2021) |
| | .636 (7-11) | Jules Bernard at UCLA (01/25/2022) |
| 3 PT FG MADE | 6 | Trent Frazier at Illinois (12/11/2021) |
| | 6 | Alfonso Plummer at Illinois (12/11/2021) |
| | 6 | Xavier DuSell vs Wyoming (12/08/2021) |
| 3 PT FG ATTEMPTS | 15 | Tyson Etienne vs Wichita St. (N) (11/19/2021) |
| | 14 | Alfonso Plummer at Illinois (12/11/2021) |
| 3 PT FG PERCENTAGE (min 2 made) | 1.000 (3-3) | Ty Rowell vs California Baptist (12/18/2021) |
| | 1.000 (2-2) | Cameron Wilbon vs Sacramento St. (11/27/2021) |
| FREE THROWS MADE | 8 | Terrell Brown Jr. vs Washington (01/03/2022) |
| | 8 | John Fulkerson at Tennessee (12/22/2021) |
| FREE THROW ATTEMPTS | 12 | John Fulkerson at Tennessee (12/22/2021) |
| | 10 | Terrell Brown Jr. vs Washington (01/03/2022) |
| FREE THROW PERCENTAGE (min 3 made) | 1.000 (5-5) | K.J. Simpson vs Colorado (01/13/2022) |
| | 1.000 (5-5) | Daylen Kountz vs Northern Colo. (12/15/2021) |
| | 1.000 (5-5) | Graham Ike vs Wyoming (12/08/2021) |
| | 1.000 (4-4) | Rollie Worster vs Utah (01/15/2022) |
| | 1.000 (4-4) | Lahat Thlousne vs Utah (01/15/2022) |
| | 1.000 (3-3) | Dru Kuxhausen vs Northern Colo. (12/15/2021) |
| | 1.000 (3-3) | Alfonso Plummer at Illinois (12/11/2021) |
| REBOUNDS | 13 | Kofi Cockburn at Illinois (12/11/2021) |
| | 10 | John Fulkerson at Tennessee (12/22/2021) |
| ASSISTS | 8 | Marreon Jackson at Arizona St. (02/07/2022) |
| | 8 | Dashawn Davis at Oregon St. (12/05/2021) |
| STEALS | 5 | Jamya Neal at Arizona St. (02/07/2022) |
| | 5 | Daejon Davis vs Washington (01/03/2022) |
| | 5 | Terrell Brown Jr. vs Washington (01/03/2022) |
| | 5 | Trent Frazier at Illinois (12/11/2021) |
| BLOCKED SHOTS | 3 | Jaime Jaquez Jr. at UCLA (01/25/2022) |
| | 3 | Olivier Nkamhoua at Tennessee (12/22/2021) |
| | 3 | Warith Alatishe at Oregon St. (12/05/2021) |
| TURNOVERS | 8 | Jalen Cone vs Northern Ariz. (11/09/2021) |
| | 7 | Jarrod Lucas at Oregon St. (12/05/2021) |
| | 5 | Enoch Boskeye at Arizona St. (02/07/2022) |
| | 5 | Jalen Graham at Arizona St. (02/07/2022) |
| | 5 | Tyger Campbell vs UCLA (02/03/2022) |
| | 5 | Alonzo Gaffney vs Arizona St. (01/29/2022) |
| | 5 | Langston Wilson vs Washington (01/03/2022) |
| | 5 | Kenny Pohto vs Wichita St. (N) (11/19/2021) |
| | 5 | Morris Udeze vs Wichita St. (N) (11/19/2021) |
| | 5 | Clarence "Money" Jackson vs Wichita St. (N) (11/19/2021) |
| | 5 | Rocky Kreuter vs North Dakota St. (11/16/2021) |
| | 5 | Marek Nelson vs UTRGV (11/12/2021) |

2021-22 Arizona Men's Basketball
Team High/Low Analysis
All games

Arizona - Game Lows

| | | |
|-----------------------|--------------|----------------------------------|
| POINTS | 59 | at UCLA (01/25/2022) |
| | 67 | Arizona St. (01/29/2022) |
| | 72 | Southern California (02/05/2022) |
| | 73 | at Tennessee (12/22/2021) |
| | 76 | UCLA (02/03/2022) |
| | 76 | Colorado (01/13/2022) |
| FIELD GOALS MADE | 19 | Arizona St. (01/29/2022) |
| | 23 | at UCLA (01/25/2022) |
| FIELD GOAL ATTEMPTS | 50 | UCLA (02/03/2022) |
| | 55 | Southern California (02/05/2022) |
| FIELD GOAL PERCENTAGE | .307 (23-75) | at UCLA (01/25/2022) |
| | .322 (19-59) | Arizona St. (01/29/2022) |
| 3 PT FG MADE | 3 | Arizona St. (01/29/2022) |
| | 3 | Utah (01/15/2022) |
| 3 PT FG ATTEMPTS | 10 | Southern California (02/05/2022) |
| | 17 | Sacramento St. (11/27/2021) |
| 3 PT FG PERCENTAGE | .130 (3-23) | Arizona St. (01/29/2022) |
| | .167 (3-18) | Utah (01/15/2022) |
| FREE THROWS MADE | 6 | at UCLA (01/25/2022) |
| | 7 | Wyoming (12/08/2021) |
| FREE THROW ATTEMPTS | 8 | Wyoming (12/08/2021) |
| | 11 | at UCLA (01/25/2022) |
| FREE THROW PERCENTAGE | .545 (6-11) | at UCLA (01/25/2022) |
| | .579 (11-19) | Colorado (01/13/2022) |
| REBOUNDS | 34 | vs Michigan (N) (11/21/2021) |
| | 35 | Utah (01/15/2022) |
| ASSISTS | 12 | at Illinois (12/11/2021) |
| | 14 | Southern California (02/05/2022) |
| | 14 | Arizona St. (01/29/2022) |
| | 14 | at UCLA (01/25/2022) |
| | 14 | at California (01/23/2022) |
| STEALS | 2 | Southern California (02/05/2022) |
| | 2 | at California (01/23/2022) |
| | 2 | vs Wichita St. (N) (11/19/2021) |
| BLOCKED SHOTS | 2 | at UCLA (01/25/2022) |
| | 3 | at Tennessee (12/22/2021) |
| TURNOVERS | 6 | Northern Ariz. (11/09/2021) |
| | 8 | at California (01/23/2022) |
| | 8 | North Dakota St. (11/16/2021) |
| FOULS | 10 | at UCLA (01/25/2022) |
| | 13 | California Baptist (12/18/2021) |
| | 13 | Sacramento St. (11/27/2021) |

2021-22 Arizona Men's Basketball
Team High/Low Analysis
All games

as of

Opponent - Game Lows

| | | |
|-----------------------|--------------|----------------------------------|
| POINTS | 45 | North Dakota St. (11/16/2021) |
| | 50 | UTRGV (11/12/2021) |
| | 52 | Northern Ariz. (11/09/2021) |
| | 55 | Colorado (01/13/2022) |
| | 56 | Arizona St. (01/29/2022) |
| FIELD GOALS MADE | 15 | UTRGV (11/12/2021) |
| | 17 | North Dakota St. (11/16/2021) |
| FIELD GOAL ATTEMPTS | 53 | vs Michigan (N) (11/21/2021) |
| | 53 | Northern Ariz. (11/09/2021) |
| FIELD GOAL PERCENTAGE | .224 (15-67) | UTRGV (11/12/2021) |
| | .262 (17-65) | North Dakota St. (11/16/2021) |
| 3 PT FG MADE | 1 | vs Michigan (N) (11/21/2021) |
| | 3 | UCLA (02/03/2022) |
| 3 PT FG ATTEMPTS | 14 | UCLA (02/03/2022) |
| | 14 | at Oregon St. (12/05/2021) |
| | 14 | vs Michigan (N) (11/21/2021) |
| 3 PT FG PERCENTAGE | .071 (1-14) | vs Michigan (N) (11/21/2021) |
| | .200 (4-20) | Colorado (01/13/2022) |
| | .200 (4-20) | UTRGV (11/12/2021) |
| FREE THROWS MADE | 3 | at UCLA (01/25/2022) |
| | 4 | California Baptist (12/18/2021) |
| FREE THROW ATTEMPTS | 5 | at UCLA (01/25/2022) |
| | 6 | California Baptist (12/18/2021) |
| FREE THROW PERCENTAGE | .500 (12-24) | vs Wichita St. (N) (11/19/2021) |
| | .529 (9-17) | Northern Colo. (12/15/2021) |
| | .529 (9-17) | Northern Ariz. (11/09/2021) |
| REBOUNDS | 24 | Northern Colo. (12/15/2021) |
| | 25 | Sacramento St. (11/27/2021) |
| | 25 | UTRGV (11/12/2021) |
| ASSISTS | 7 | North Dakota St. (11/16/2021) |
| | 7 | UTRGV (11/12/2021) |
| STEALS | 2 | North Dakota St. (11/16/2021) |
| | 3 | Southern California (02/05/2022) |
| | 3 | California Baptist (12/18/2021) |
| | 3 | Sacramento St. (11/27/2021) |
| | 3 | Northern Ariz. (11/09/2021) |
| BLOCKED SHOTS | 0 | at California (01/23/2022) |
| | 0 | Northern Colo. (12/15/2021) |
| | 0 | vs Michigan (N) (11/21/2021) |
| TURNOVERS | 5 | at California (01/23/2022) |
| | 6 | Washington (01/03/2022) |
| FOULS | 11 | Wyoming (12/08/2021) |
| | 12 | California Baptist (12/18/2021) |

#0 • BENNEDICT MATHURIN ("MATH-ER-IN")

Sophomore

Guard • 6-6 • 210

Montreal, Canada • NBA Academy Latin America

2021-22 SEASON NOTES

- On the Wooden Award Late Season Top 20 Watch List
- On the Jerry West Shooting Guard of the Year top 10 watch list
- Midseason 2nd Team All-American (Sporting News)
- Twice named Pac-12 Player of the Week (12/6; 12/13)
- Jay Bilas and NCAA.com Player of the Week (12/13)
- Third UA player to be named Pac-12 Player of the Week in back-to-back weeks (Hassan Adams, Steve Kerr).
- Ranks 3rd in Pac-12 in scoring (16.6)
- Ranks 6th in Pac-12 in 3FG/game (2.0)
- Has 2 career games with 30 or more points (1 this season)
- 9 career games of 20+ points (6 this year)
- Posted fourth career double-double with 24/10 against Wyoming
- Had career-best 5 assists vs. Wyoming & at Tennessee
- Averaged 20.5 points and 7.5 rebounds in the two wins in Las Vegas (11/19, 11/21)
- Posted third career double-double with 25 points (17 in first half) and 10 rebounds in the win over Wichita State (11/19)
- Named First Team Preseason All Pac-12
- Played at NBA Academy Latin America with UA teammate Oumar Ballo

CAREER DOUBLE-DOUBLES - 5

Last: 1/25/2022 at UCLA - 16 points, 10 rebounds

2021-22 GAME-BY-GAME

| Opponent | Date | GS | MIN | Total | | 3-Pointers | | Free Throws | | Rebounds | | | PF | A | TO | BLK | STL | PTS | AVG | | |
|---------------------|------------|----|-------|--------|---------|------------|--------|-------------|-------|----------|-----|-----|-----|-----|----|-----|-----|-----|------|------|------|
| | | | | FG | FGA | PCT | 3FG | 3FGA | PCT | FT | FTA | PCT | | | | | | | | OFF | DEF |
| Northern Ariz. | 11/09/2021 | * | 25:22 | 2-13 | .154 | 0-4 | .000 | 4-4 | 1.000 | 2 | 3 | 5 | 5.0 | 0 | 2 | 1 | 0 | 8 | 8.0 | | |
| UTRGV | 11/12/2021 | * | 27:16 | 4-8 | .500 | 2-6 | .333 | 3-4 | .750 | 1 | 1 | 2 | 3.5 | 1 | 0 | 3 | 0 | 13 | 10.5 | | |
| North Dakota St. | 11/16/2021 | * | 26:02 | 5-12 | .417 | 3-7 | .429 | 2-2 | 1.000 | 2 | 6 | 8 | 5.0 | 1 | 4 | 1 | 1 | 15 | 12.0 | | |
| vs Wichita St. | 11/19/2021 | * | 41:03 | 8-15 | .533 | 3-9 | .333 | 6-8 | .750 | 3 | 7 | 10 | 6.3 | 2 | 0 | 4 | 1 | 25 | 15.3 | | |
| vs Michigan | 11/21/2021 | * | 32:02 | 7-13 | .538 | 2-5 | .400 | 0-0 | .000 | 1 | 4 | 5 | 6.0 | 1 | 1 | 1 | 0 | 16 | 15.4 | | |
| Sacramento St. | 11/27/2021 | * | 23:05 | 2-7 | .286 | 0-1 | .000 | 2-2 | 1.000 | 3 | 4 | 7 | 6.2 | 1 | 2 | 4 | 1 | 6 | 13.8 | | |
| at Oregon St. | 12/05/2021 | * | 29:41 | 11-18 | .611 | 4-9 | .444 | 3-5 | .600 | 3 | 3 | 6 | 6.1 | 2 | 1 | 1 | 0 | 29 | 16.0 | | |
| Wyoming | 12/08/2021 | * | 35:13 | 10-16 | .625 | 2-6 | .333 | 2-3 | .667 | 5 | 5 | 10 | 6.6 | 1 | 5 | 1 | 0 | 24 | 17.0 | | |
| at Illinois | 12/11/2021 | * | 38:57 | 10-17 | .588 | 5-9 | .625 | 5-6 | .833 | 2 | 5 | 7 | 6.7 | 3 | 1 | 5 | 0 | 30 | 18.4 | | |
| Northern Colo. | 12/15/2021 | * | 31:33 | 4-8 | .500 | 1-2 | .500 | 2-3 | .667 | 2 | 7 | 9 | 6.9 | 2 | 2 | 1 | 0 | 5 | 11 | 17.7 | |
| California Baptist | 12/18/2021 | * | 30:22 | 5-11 | .455 | 3-8 | .375 | 1-1 | 1.000 | 0 | 2 | 2 | 6.5 | 1 | 2 | 1 | 1 | 0 | 14 | 17.4 | |
| at Tennessee | 12/22/2021 | * | 35:46 | 8-16 | .500 | 3-9 | .333 | 9-11 | .818 | 2 | 6 | 8 | 6.6 | 5 | 2 | 0 | 2 | 28 | 18.3 | | |
| Washington | 01/03/2022 | * | 32:55 | 10-16 | .625 | 4-9 | .444 | 3-4 | .750 | 0 | 6 | 6 | 6.5 | 3 | 2 | 2 | 0 | 1 | 27 | 18.9 | |
| Colorado | 01/13/2022 | * | 33:40 | 4-7 | .571 | 1-4 | .250 | 4-6 | .667 | 1 | 4 | 5 | 6.4 | 3 | 3 | 2 | 1 | 0 | 13 | 18.5 | |
| Utah | 01/15/2022 | * | 32:24 | 4-11 | .364 | 0-4 | .000 | 3-3 | 1.000 | 2 | 2 | 4 | 6.3 | 1 | 3 | 1 | 0 | 0 | 11 | 18.0 | |
| at Stanford | 01/20/2022 | * | 30:44 | 5-10 | .500 | 3-6 | .500 | 0-0 | .000 | 0 | 1 | 1 | 5.9 | 4 | 2 | 2 | 1 | 1 | 13 | 17.7 | |
| at California | 01/23/2022 | * | 27:38 | 3-9 | .333 | 3-4 | .750 | 5-6 | .833 | 0 | 8 | 8 | 6.1 | 2 | 4 | 2 | 0 | 0 | 14 | 17.5 | |
| at UCLA | 01/25/2022 | * | 34:28 | 5-22 | .227 | 3-6 | .500 | 3-6 | .500 | 4 | 6 | 10 | 6.3 | 1 | 2 | 2 | 0 | 2 | 16 | 17.4 | |
| Arizona St. | 01/29/2022 | * | 36:37 | 5-16 | .313 | 0-8 | .000 | 4-5 | .800 | 0 | 3 | 3 | 6.1 | 3 | 0 | 0 | 0 | 1 | 14 | 17.2 | |
| UCLA | 02/03/2022 | * | 27:36 | 4-8 | .500 | 1-3 | .333 | 2-4 | .500 | 0 | 7 | 7 | 6.2 | 1 | 0 | 0 | 1 | 2 | 11 | 16.9 | |
| Southern California | 02/05/2022 | * | 31:43 | 4-10 | .400 | 0-2 | .000 | 0-0 | .000 | 1 | 3 | 4 | 6.0 | 2 | 2 | 3 | 0 | 0 | 8 | 16.5 | |
| at Arizona St. | 02/07/2022 | * | 32:50 | 6-12 | .500 | 1-4 | .250 | 5-6 | .833 | 2 | 3 | 5 | 6.0 | 1 | 3 | 2 | 0 | 1 | 18 | 16.5 | |
| Totals | | | 22 | 696:57 | 126-275 | .458 | 44-124 | .355 | 68-91 | .747 | 36 | 96 | 132 | 6.0 | 41 | 46 | 41 | 7 | 21 | 364 | 16.5 |

CAREER STATS

| | | Field Goals | | | | 3-Point | | F-Throws | | Rebounds | | | | | | Scoring | | | | | |
|---------|------|-------------|-----------|-----|---------|---------|----------|----------|---------|----------|-----|-----|-----|-----|-------|---------|----|-----|-----|-----|------|
| SEASON | TEAM | GP-GS | MIN | AVG | FG-FGA | FG% | 3FG-3FGA | 3FG% | FT-FTA | FT% | OFF | DEF | TOT | AVG | PF-FO | A | TO | BLK | STL | PTS | AVG |
| 2020-21 | UA | 26-12 | 652/25.1 | | 88-187 | .471 | 38-91 | .418 | 66-78 | .846 | 32 | 92 | 124 | 4.8 | 43-0 | 30 | 30 | 2 | 18 | 280 | 10.8 |
| 2021-22 | UA | 22-22 | 697/31.7 | | 126-275 | .458 | 44-124 | .355 | 68-91 | .747 | 36 | 96 | 132 | 6.0 | 41-1 | 46 | 41 | 7 | 21 | 364 | 16.5 |
| TOTAL | | 48-34 | 1349/28.1 | | 214-462 | .463 | 82-215 | .381 | 134-169 | .793 | 68 | 188 | 256 | 5.3 | 84-1 | 76 | 71 | 9 | 39 | 644 | 13.4 |

Single Game Highs

| Statistic | Value |
|--------------|--|
| Points | 31 at Oregon St. 01/14/21 |
| Rebounds | 13 vs Washington 02/27/21 |
| Assists | 5 vs Wyoming 12/08/21, at Tennessee 12/22/21 |
| Steals | 5 vs Northern Colo. 12/15/21 |
| Blocks | 1 9 times |
| FG Made | 11 at Oregon St. 12/05/21 |
| FG Attempts | 22 at UCLA 01/25/22 |
| 3FG Made | 6 at Oregon St. 01/14/21 |
| 3FG Attempts | 9 4 times |
| FT Made | 9 at Tennessee 12/22/21 |
| FT Attempts | 11 at Tennessee 12/22/21 |

#1 • SHANE NOWELL ("NO-WELL")

Freshman

Guard • 6-6 • 210

Seattle, Washington • Eastside Catholic

2021-22 SEASON NOTES

- Had a season-high four points against Sacramento State (11/27)
- Scored his first collegiate points with a pair of free throws against UTRGV (11/12)
- Made his Arizona debut against NAU (11/9), playing eight minutes and grabbing a pair of rebounds
- Brother of 2019 Pac-12 Player of the Year Jaylen Nowell (WASH).

2021-22 GAME-BY-GAME

| Opponent | Date | GS | MIN | Total FG-FGA | PCT | 3-Pointers 3FG-3FGA | PCT | Free throws FT-FTA | PCT | Rebounds OFF DEF TOT | PF | A TO | BLK | STL | PTS | AVG | | | | | |
|--------------------|------------|----|-------|--------------|------|---------------------|------|--------------------|-------|----------------------|----|------|-----|-----|-----|-----|---|---|---|-----|-----|
| Northern Ariz. | 11/09/2021 | | 08:18 | 0-2 | .000 | 0-0 | .000 | 0-0 | .000 | 0 | 2 | 2 | 2.0 | 2 | 0 | 0 | 1 | 0 | 0 | | |
| UTRGV | 11/12/2021 | | 07:08 | 0-1 | .000 | 0-0 | .000 | 2-2 | 1.000 | 0 | 4 | 4 | 3.0 | 1 | 0 | 1 | 2 | 1 | 2 | 1.0 | |
| North Dakota St. | 11/16/2021 | | 06:48 | 0-1 | .000 | 0-0 | .000 | 0-0 | .000 | 0 | 1 | 1 | 2.3 | 0 | 1 | 0 | 1 | 1 | 0 | 0.7 | |
| Sacramento St. | 11/27/2021 | | 06:24 | 2-3 | .667 | 0-0 | .000 | 0-0 | .000 | 0 | 2 | 2 | 2.3 | 0 | 1 | 1 | 0 | 0 | 4 | 1.5 | |
| at Oregon St. | 12/05/2021 | | 01:18 | 0-0 | .000 | 0-0 | .000 | 0-0 | .000 | 0 | 0 | 0 | 1.8 | 0 | 0 | 0 | 0 | 0 | 0 | 1.2 | |
| Wyoming | 12/08/2021 | | 03:10 | 0-0 | .000 | 0-0 | .000 | 0-0 | .000 | 0 | 1 | 1 | 1.7 | 1 | 1 | 1 | 0 | 0 | 0 | 1.0 | |
| Northern Colo. | 12/15/2021 | | 01:33 | 0-1 | .000 | 0-0 | .000 | 0-0 | .000 | 0 | 1 | 1 | 1.6 | 1 | 0 | 0 | 0 | 0 | 0 | 0.9 | |
| California Baptist | 12/18/2021 | | 02:56 | 0-1 | .000 | 0-0 | .000 | 0-0 | .000 | 0 | 1 | 1 | 1.5 | 0 | 0 | 0 | 0 | 0 | 0 | 0.8 | |
| Colorado | 01/13/2022 | | 02:26 | 0-2 | .000 | 0-1 | .000 | 0-0 | .000 | 0 | 1 | 1 | 1.4 | 0 | 1 | 1 | 0 | 0 | 0 | 0.7 | |
| Utah | 01/15/2022 | | 01:56 | 0-0 | .000 | 0-0 | .000 | 0-0 | .000 | 0 | 0 | 0 | 1.3 | 0 | 0 | 0 | 0 | 0 | 0 | 0.6 | |
| at Stanford | 01/20/2022 | | 02:36 | 0-0 | .000 | 0-0 | .000 | 0-0 | .000 | 0 | 1 | 1 | 1.3 | 0 | 0 | 0 | 0 | 0 | 0 | 0.5 | |
| at California | 01/23/2022 | | 04:54 | 2-4 | .500 | 1-3 | .333 | 0-0 | .000 | 0 | 1 | 1 | 1.3 | 0 | 0 | 1 | 0 | 1 | 5 | 0.9 | |
| at UCLA | 01/25/2022 | | 00:25 | 0-0 | .000 | 0-0 | .000 | 0-0 | .000 | 0 | 0 | 0 | 1.2 | 0 | 0 | 0 | 0 | 0 | 0 | 0.8 | |
| at Arizona St. | 02/07/2022 | | 02:16 | 0-0 | .000 | 0-0 | .000 | 0-0 | .000 | 0 | 0 | 0 | 1.1 | 0 | 0 | 1 | 0 | 0 | 0 | 0.8 | |
| Totals | | | 0 | 52:08 | 4-15 | .267 | 1-5 | .200 | 2-2 | 1.000 | 0 | 15 | 15 | 1.1 | 5 | 5 | 5 | 1 | 4 | 11 | 0.8 |

CAREER STATS

| | | | Field Goals | | 3-Point | | F-Throws | | Rebounds | | | | | | | Scoring | | | | | |
|---------|------|-------|-------------|------|---------|-----|----------|------|----------|-----|-----|-----|-----|-----|-------|---------|----|-----|-----|-----|-----|
| SEASON | TEAM | GP-GS | MIN | AVG | FG-FGA | FG% | 3FG-3FGA | 3FG% | FT-FTA | FT% | OFF | DEF | TOT | AVG | PF-FO | A | TO | BLK | STL | PTS | AVG |
| 2021-22 | UA | 14-0 | 52/3.7 | 4-15 | .267 | 1-5 | .200 | 2-2 | 1.000 | 0 | 15 | 15 | 1.1 | 5-0 | 5 | 5 | 1 | 4 | 11 | 0.8 | |
| TOTAL | | 14-0 | 52/3.7 | 4-15 | .267 | 1-5 | .200 | 2-2 | 1.000 | 0 | 15 | 15 | 1.1 | 5-0 | 5 | 5 | 1 | 4 | 11 | 0.8 | |

Single Game Highs

| Statistic | Value |
|--------------|--|
| Points | 5 at California 01/23/22 |
| Rebounds | 4 vs UTRGV 11/12/21 |
| Assists | 1 5 times |
| Steals | 1 4 times |
| Blocks | 1 vs North Dakota St. 11/16/21 |
| FG Made | 2 vs Sacramento St. 11/27/21, at California 01/23/22 |
| FG Attempts | 4 at California 01/23/22 |
| 3FG Made | 1 at California 01/23/22 |
| 3FG Attempts | 3 at California 01/23/22 |
| FT Made | 2 vs UTRGV 11/12/21 |
| FT Attempts | 2 vs UTRGV 11/12/21 |

#2 • ADAMA BAL ("UH-DAH-MUH BALL")

Freshman

Guard • 6-6 • 190

Le Mans, France

2021-22 SEASON NOTES

- Had two assists against #4 Michigan (11/21)
- Scored his first collegiate points on a 3-pointer against UTRGV (11/12)
- Made his UA debut against NAU (11/9) in the season opener, playing five minutes.

2021-22 GAME-BY-GAME

| Opponent | Date | GS | MIN | Total | | 3-Pointers | | Free throws | | Rebounds | | | PF | A | TO | BLK | STL | PTS | AVG | | |
|--------------------|------------|----|-------|--------|-------|------------|-------|-------------|------|----------|-----|-----|----|-----|----|-----|-----|-----|-----|-----|-----|
| | | | | FG-FGA | PCT | 3FG-3FGA | PCT | FT-FTA | PCT | OFF | DEF | TOT | | | | | | | | AVG | |
| Northern Ariz. | 11/09/2021 | | 04:51 | 0-3 | .000 | 0-2 | .000 | 0-2 | .000 | 0 | 0 | 0 | 0 | 1 | 0 | 1 | 0 | 0 | 0.0 | | |
| UTRGV | 11/12/2021 | | 07:52 | 1-1 | 1.000 | 1-1 | 1.000 | 0-0 | .000 | 0 | 0 | 0 | 0 | 1 | 2 | 2 | 0 | 3 | 1.5 | | |
| North Dakota St. | 11/16/2021 | | 05:12 | 1-1 | 1.000 | 1-1 | 1.000 | 0-0 | .000 | 0 | 1 | 1 | 0 | 3 | 0 | 0 | 0 | 3 | 2.0 | | |
| vs Michigan | 11/21/2021 | | 01:28 | 0-0 | .000 | 0-0 | .000 | 0-0 | .000 | 0 | 0 | 0 | 0 | 0 | 0 | 0 | 0 | 0 | 1.5 | | |
| Sacramento St. | 11/27/2021 | | 02:06 | 0-0 | .000 | 0-0 | .000 | 0-0 | .000 | 0 | 0 | 0 | 0 | 0 | 0 | 0 | 0 | 0 | 1.2 | | |
| at Oregon St. | 12/05/2021 | | 02:31 | 0-0 | .000 | 0-0 | .000 | 0-0 | .000 | 1 | 0 | 1 | 0 | 3 | 1 | 1 | 0 | 0 | 1.0 | | |
| Wyoming | 12/08/2021 | | 00:49 | 0-1 | .000 | 0-0 | .000 | 0-0 | .000 | 0 | 0 | 0 | 0 | 0 | 0 | 0 | 0 | 0 | 0.9 | | |
| Northern Colo. | 12/15/2021 | | 01:33 | 0-1 | .000 | 0-0 | .000 | 0-0 | .000 | 1 | 0 | 1 | 0 | 4 | 0 | 0 | 0 | 0 | 0.8 | | |
| California Baptist | 12/18/2021 | | 02:56 | 0-1 | .000 | 0-0 | .000 | 0-0 | .000 | 0 | 0 | 0 | 0 | 3 | 0 | 0 | 0 | 0 | 0.7 | | |
| Colorado | 01/13/2022 | | 02:26 | 0-1 | .000 | 0-1 | .000 | 0-0 | .000 | 0 | 0 | 0 | 0 | 3 | 0 | 0 | 0 | 0 | 0.6 | | |
| Utah | 01/15/2022 | | 01:56 | 1-1 | 1.000 | 1-1 | 1.000 | 0-0 | .000 | 0 | 0 | 0 | 0 | 3 | 0 | 1 | 1 | 1 | 0.8 | | |
| at Stanford | 01/20/2022 | | 05:59 | 0-0 | .000 | 0-0 | .000 | 0-0 | .000 | 0 | 1 | 1 | 0 | 3 | 0 | 1 | 0 | 0 | 0.8 | | |
| at California | 01/23/2022 | | 09:39 | 2-4 | .500 | 1-3 | .333 | 0-0 | .000 | 0 | 2 | 2 | 0 | 5 | 2 | 0 | 0 | 0 | 5.1 | | |
| at UCLA | 01/25/2022 | | 00:25 | 0-0 | .000 | 0-0 | .000 | 0-0 | .000 | 0 | 0 | 0 | 0 | 4 | 0 | 0 | 0 | 0 | 1.0 | | |
| at Arizona St. | 02/07/2022 | | 02:16 | 0-0 | .000 | 0-0 | .000 | 0-0 | .000 | 0 | 0 | 0 | 0 | 4 | 1 | 0 | 1 | 0 | 0.9 | | |
| Totals | | | 0 | 51:59 | 5-14 | .357 | 4-9 | .444 | 0-2 | .000 | 2 | 4 | 6 | 0.4 | 6 | 7 | 5 | 0 | 3 | 14 | 0.9 |

CAREER STATS

| SEASON | TEAM | GP | GS | MIN | AVG | Field Goals FG-FGA | FG% | 3-Point 3FG-3FGA | 3FG% | F-Throws FT-FTA | FT% | Rebounds OFF DEF TOT | AVG | PF | FO | A | TO | BLK | STL | PTS | AVG |
|---------|------|------|--------|------|------|-----------------------|------|---------------------|------|--------------------|-----|-------------------------|-----|-----|----|---|----|-----|-----|-----|-----|
| 2021-22 | UA | 15-0 | 52/3.5 | 5-14 | .357 | 4-9 | .444 | 0-2 | .000 | 2 | 4 | 6 | 0.4 | 6-0 | 7 | 5 | 0 | 3 | 14 | 0.9 | |
| TOTAL | | 15-0 | 52/3.5 | 5-14 | .357 | 4-9 | .444 | 0-2 | .000 | 2 | 4 | 6 | 0.4 | 6-0 | 7 | 5 | 0 | 3 | 14 | 0.9 | |

Single Game Highs

| Statistic | Value |
|--------------|---|
| Points | 5 at California 01/23/22 |
| Rebounds | 2 at California 01/23/22 |
| Assists | 2 vs UTRGV 11/12/21, vs Michigan 11/21/21 |
| Steals | 2 vs UTRGV 11/12/21 |
| FG Made | 2 at California 01/23/22 |
| FG Attempts | 4 at California 01/23/22 |
| 3FG Made | 1 4 times |
| 3FG Attempts | 3 at California 01/23/22 |
| FT Attempts | 2 vs Northern Ariz. 11/09/21 |

#3 • PELLE LARSSON ("PELL-UH")

Sophomore

Guard • 6-5 • 215

Nacka, Sweden • University of Utah

2021-22 SEASON NOTES

- Has started two games (at Cal, at UCLA)
- Went 5 of 5 from the floor for 13 points at Arizona State
- Set new career high with 17 points against Sacramento State (11/27) and 8 rebounds against Washington (1/3)
- Played season-high 33 minutes in the win at Stanford (1/20)
- Made his Arizona debut in the season opener against NAU, playing 13 minutes and dropping seven points.
- Did not play in the closed scrimmage against Saint Mary's or the exhibition game against Eastern New Mexico.
- Missed all of September and October following surgery to fix a broken bone in his foot.

2021-22 GAME-BY-GAME

| Opponent | Date | GS | MIN | Total | | 3-Pointers | | Free throws | | Rebounds | | PF | A | TO | BLK | STL | PTS | AVG | | |
|---------------------|--------------|-------|--------|--------|------|------------|------|-------------|------|----------|-----|-----|-----|----|-----|-----|-----|-----|-----|-----|
| | | | | FG-FGA | PCT | 3FG-3FGA | PCT | FT-FTA | PCT | OFF | DEF | | | | | | | | TOT | AVG |
| Northern Ariz. | 11/09/2021 | 12:38 | 3-4 | .750 | 1-1 | 1.000 | 0-0 | .000 | 0 | 0 | 0 | 0 | 0 | 2 | 1 | 0 | 0 | 7 | 7.0 | |
| UTRGV | 11/12/2021 | 16:34 | 1-6 | .167 | 0-4 | .000 | 2-2 | 1.000 | 0 | 3 | 3 | 1.5 | 2 | 5 | 1 | 0 | 0 | 4 | 5.5 | |
| North Dakota St. | 11/16/2021 | 16:28 | 1-2 | .500 | 1-1 | 1.000 | 3-4 | .750 | 1 | 4 | 5 | 2.7 | 4 | 0 | 0 | 0 | 0 | 6 | 5.9 | |
| vs Wichita St. | 11/19/2021 | 25:52 | 1-5 | .200 | 0-2 | .000 | 0-0 | .000 | 1 | 3 | 4 | 3.0 | 2 | 2 | 2 | 0 | 0 | 2 | 4.8 | |
| vs Michigan | 11/21/2021 | 12:56 | 1-3 | .333 | 0-1 | .000 | 0-0 | .000 | 0 | 1 | 1 | 2.6 | 2 | 2 | 4 | 0 | 0 | 2 | 4.2 | |
| Sacramento St. | 11/27/2021 | 21:11 | 6-7 | .857 | 3-4 | .750 | 2-3 | .667 | 1 | 2 | 3 | 2.7 | 2 | 1 | 0 | 0 | 0 | 3 | 17 | 6.3 |
| at Oregon St. | 12/05/2021 | 20:12 | 2-7 | .286 | 0-4 | .000 | 1-1 | 1.000 | 2 | 3 | 5 | 3.0 | 3 | 3 | 1 | 0 | 1 | 5 | 6.1 | |
| Wyoming | 12/08/2021 | 10:30 | 1-2 | .500 | 0-1 | .000 | 2-2 | 1.000 | 0 | 2 | 2 | 2.9 | 0 | 1 | 1 | 3 | 2 | 4 | 5.9 | |
| at Illinois | 12/11/2021 | 14:58 | 1-2 | .500 | 0-0 | .000 | 0-0 | .000 | 2 | 2 | 4 | 3.0 | 3 | 0 | 2 | 0 | 2 | 2 | 5.4 | |
| Northern Colo. | 12/15/2021 | 12:56 | 2-6 | .333 | 1-3 | .333 | 2-2 | 1.000 | 2 | 1 | 3 | 3.0 | 3 | 1 | 1 | 0 | 0 | 7 | 5.6 | |
| California Baptist | 12/18/2021 | 20:06 | 3-3 | 1.000 | 3-3 | 1.000 | 0-0 | .000 | 0 | 2 | 2 | 2.9 | 3 | 2 | 1 | 0 | 0 | 9 | 5.9 | |
| at Tennessee | 12/22/2021 | 25:18 | 2-7 | .286 | 0-2 | .000 | 0-0 | .000 | 1 | 2 | 3 | 2.9 | 1 | 2 | 2 | 0 | 0 | 4 | 5.8 | |
| Washington | 01/03/2022 | 19:32 | 1-3 | .333 | 0-2 | .000 | 1-2 | .500 | 4 | 4 | 8 | 3.3 | 3 | 4 | 2 | 0 | 1 | 3 | 5.5 | |
| Colorado | 01/13/2022 | 24:33 | 4-7 | .571 | 2-3 | .667 | 2-3 | .667 | 1 | 4 | 5 | 3.4 | 1 | 1 | 1 | 0 | 1 | 12 | 6.0 | |
| Utah | 01/15/2022 | 25:55 | 2-5 | .400 | 0-2 | .000 | 1-1 | 1.000 | 0 | 2 | 2 | 3.3 | 4 | 1 | 3 | 0 | 3 | 5 | 5.9 | |
| at Stanford | 01/20/2022 | 33:10 | 5-8 | .625 | 1-4 | .250 | 2-4 | .500 | 1 | 1 | 2 | 3.3 | 2 | 6 | 0 | 3 | 1 | 13 | 6.4 | |
| at California | 01/23/2022 | 21:21 | 2-5 | .400 | 1-2 | .500 | 4-5 | .800 | 2 | 1 | 3 | 3.2 | 4 | 2 | 1 | 0 | 0 | 9 | 6.5 | |
| at UCLA * | 01/25/2022 * | 33:17 | 4-10 | .400 | 2-7 | .286 | 0-0 | .000 | 1 | 4 | 5 | 3.3 | 1 | 0 | 0 | 0 | 0 | 10 | 6.7 | |
| Arizona St. | 01/29/2022 | 20:18 | 1-3 | .333 | 1-2 | .500 | 5-6 | .833 | 1 | 4 | 5 | 3.4 | 2 | 2 | 4 | 0 | 0 | 8 | 6.8 | |
| UCLA | 02/03/2022 | 24:15 | 3-5 | .600 | 1-3 | .333 | 5-6 | .833 | 0 | 8 | 8 | 3.7 | 2 | 1 | 3 | 0 | 1 | 12 | 7.1 | |
| Southern California | 02/05/2022 | 21:54 | 1-1 | 1.000 | 0-0 | .000 | 5-5 | 1.000 | 1 | 0 | 1 | 3.5 | 1 | 0 | 1 | 0 | 1 | 7 | 7.0 | |
| at Arizona St. | 02/07/2022 | 19:48 | 5-5 | 1.000 | 3-3 | 1.000 | 1-2 | .500 | 0 | 2 | 2 | 3.5 | 1 | 2 | 1 | 1 | 2 | 14 | 7.4 | |
| Totals | | 2 | 453:42 | 52-106 | .491 | 20-54 | .370 | 38-48 | .792 | 21 | 55 | 76 | 3.5 | 48 | 39 | 31 | 5 | 18 | 162 | 7.4 |

CAREER STATS

| SEASON | TEAM | GP | GS | MIN | AVG | Field Goals FG-FGA | FG% | 3-Point 3FG-3FGA | 3FG% | F-Throws FT-FTA | FT% | Rebounds OFF DEF TOT | AVG | PF | FO | A | TO | BLK | STL | PTS | AVG |
|--------------|------|-------|-----------|---------|------|-----------------------|------|---------------------|------|--------------------|-----|-------------------------|-----|-------|-----|----|----|-----|-----|-----|-----|
| 2020-21 | Utah | 25-18 | 666/26.6 | 63-135 | .467 | 25-54 | .463 | 53-60 | .883 | 10 | 69 | 79 | 3.2 | 64-1 | 71 | 67 | 12 | 17 | 204 | 8.2 | |
| 2021-22 | UA | 22-2 | 454/20.6 | 52-106 | .491 | 20-54 | .370 | 38-48 | .792 | 21 | 55 | 76 | 3.5 | 48-0 | 39 | 31 | 5 | 18 | 162 | 7.4 | |
| TOTAL FOR UA | | 22-2 | 454/20.6 | 52-106 | .491 | 20-54 | .370 | 38-48 | .792 | 21 | 55 | 76 | 3.5 | 48-0 | 39 | 31 | 5 | 18 | 162 | 7.4 | |
| TOTAL | | 47-20 | 1119/23.8 | 115-241 | .477 | 45-108 | .417 | 91-108 | .843 | 31 | 124 | 155 | 3.3 | 112-1 | 110 | 98 | 17 | 35 | 366 | 7.8 | |

Single Game Highs

| Statistic | Value |
|--------------|--|
| Points | 17 vs Sacramento St. 11/27/21 |
| Rebounds | 8 vs Washington 01/03/22, vs UCLA 02/03/22 |
| Assists | 7 vs Washington 12/03/20 |
| Steals | 4 vs Arizona 02/04/21 |
| Blocks | 3 at Stanford 01/20/22 |
| FG Made | 6 vs Sacramento St. 11/27/21 |
| FG Attempts | 10 vs California 01/16/21, at UCLA 01/25/22 |
| 3FG Made | 3 5 times |
| 3FG Attempts | 7 at UCLA 01/25/22 |
| FT Made | 6 vs Idaho 12/18/20, vs Southern California 03/11/21 |
| FT Attempts | 8 vs Southern California 03/11/21 |

#4 • DALEN TERRY ("DAY-LYNN")

Sophomore

Guard • 6-7 • 195

Phoenix, Arizona • Hillcrest Prep

2021-22 SEASON NOTES

- Ranks 6th in the Pac-12 in Assists (3.8)
- Ranks 2nd in the Pac-12 in Assist/Turnover Ratio (2.71)
- Second on team with 84 assists and just 31 turnovers
- Scored in double figures 7 times this season
- Fell 2 assists shy of a triple double against Washington (1/3)
- Went for 10p, 9r, 7a in the home win over #3 UCLA
- Career-high five steals against Wyoming (12/8)
- Had 13 points, five rebounds, five assists vs. #4 Michigan (11/21)

CAREER DOUBLE-DOUBLES - 1

Last: 1/3/2022 vs. Washington - 13 points, 11 rebounds

2021-22 GAME-BY-GAME

| Opponent | Date | GS | MIN | Total | 3-Pointers | Free throws | Rebounds | PF | A | TO | BLK | STL | PTS | AVG |
|---------------------|------------|----|-------|-----------|-------------|-------------|--------------|-----------------|------------------------|----|-----|-----|-----|-----|
| Northern Ariz. | 11/09/2021 | * | 21:50 | 4-5 .800 | 1-1 1.000 | 2-2 1.000 | 0 3 1 3 0 0 | 3 1 7 1 2 2 | 11 11.0 | | | | | |
| UTRGV | 11/12/2021 | * | 21:50 | 2-3 .667 | 0-1 .000 | 0-0 .000 | 3 4 7 5 0 2 | 5 1 1 0 4 7.5 | | | | | | |
| North Dakota St. | 11/16/2021 | * | 22:24 | 1-4 .250 | 0-1 .000 | 0-0 .000 | 1 4 5 5 0 0 | 3 1 0 1 2 5.7 | | | | | | |
| vs Wichita St. | 11/19/2021 | * | 15:58 | 0-3 .000 | 0-2 .000 | 2-2 1.000 | 1 3 4 4 8 5 | 1 1 1 0 2 4.8 | | | | | | |
| vs Michigan | 11/21/2021 | * | 32:15 | 6-7 .857 | 1-2 .500 | 0-0 .000 | 1 4 5 4 8 4 | 5 0 0 1 13 6.4 | | | | | | |
| Sacramento St. | 11/27/2021 | * | 23:21 | 1-6 .167 | 0-1 .000 | 1-2 .500 | 1 4 5 4 8 2 | 3 0 0 1 3 5.8 | | | | | | |
| at Oregon St. | 12/05/2021 | * | 20:49 | 1-4 .250 | 0-2 .000 | 0-0 .000 | 0 1 1 4 3 2 | 5 1 1 2 2 5.3 | | | | | | |
| Wyoming | 12/08/2021 | * | 31:16 | 3-8 .375 | 1-3 .333 | 0-0 .000 | 2 4 6 4 5 0 | 5 1 1 5 7 5.5 | | | | | | |
| at Illinois | 12/11/2021 | * | 21:50 | 2-5 .400 | 0-2 .000 | 2-2 1.000 | 1 0 1 4 1 3 | 2 1 0 1 6 5.6 | | | | | | |
| Northern Colo. | 12/15/2021 | * | 21:08 | 5-11 .455 | 2-4 .500 | 0-0 .000 | 2 0 2 3 9 3 | 4 1 0 0 12 6.2 | | | | | | |
| California Baptist | 12/18/2021 | * | 26:30 | 2-7 .286 | 0-1 .000 | 0-0 .000 | 2 2 4 3 9 0 | 2 1 0 0 4 6.0 | | | | | | |
| at Tennessee | 12/22/2021 | * | 30:04 | 4-6 .667 | 0-1 .000 | 1-1 .500 | 0 6 6 4 1 4 | 4 2 1 1 9 6.3 | | | | | | |
| Washington | 01/03/2022 | * | 27:42 | 5-9 .556 | 2-3 .667 | 1-1 .500 | 2 9 11 4 6 3 | 8 2 0 1 13 6.8 | | | | | | |
| Colorado | 01/13/2022 | * | 28:23 | 4-6 .667 | 0-1 .000 | 1-2 .500 | 1 5 6 4 7 3 | 3 1 0 1 9 6.9 | | | | | | |
| Utah | 01/15/2022 | * | 32:24 | 2-4 .500 | 0-1 .000 | 0-0 .000 | 1 3 4 4 7 3 | 1 5 3 0 3 4 6.7 | | | | | | |
| at Stanford | 01/20/2022 | * | 32:30 | 3-8 .375 | 0-2 .000 | 4-4 1.000 | 2 7 9 4 9 2 | 4 3 0 1 10 6.9 | | | | | | |
| at California | 01/23/2022 | * | 26:32 | 1-4 .250 | 1-2 .500 | 4-4 1.000 | 1 3 4 4 9 2 | 2 2 0 1 7 6.9 | | | | | | |
| at UCLA | 01/25/2022 | * | 24:59 | 0-5 .000 | 0-2 .000 | 0-0 .000 | 1 4 5 4 9 0 | 1 2 1 0 0 6.6 | | | | | | |
| Arizona St. | 01/29/2022 | * | 18:53 | 1-5 .200 | 0-2 .000 | 2-2 1.000 | 3 2 5 4 9 3 | 2 2 0 2 4 6.4 | | | | | | |
| UCLA | 02/03/2022 | * | 35:08 | 4-6 .667 | 2-4 .500 | 0-0 .000 | 1 8 9 5 1 3 | 7 1 0 0 10 6.6 | | | | | | |
| Southern California | 02/05/2022 | * | 29:02 | 4-9 .444 | 0-2 .000 | 1-1 .500 | 1 3 4 5 0 2 | 4 1 1 0 9 6.7 | | | | | | |
| at Arizona St. | 02/07/2022 | * | 25:51 | 5-8 .625 | 2-5 .400 | 0-1 .000 | 0 6 6 5 1 2 | 2 3 1 4 12 7.0 | | | | | | |
| Totals | | | 22 | 570:38 | 60-133 .451 | 12-45 .267 | 21-25 .840 | 27 85 112 5.1 | 51 84 31 10 27 153 7.0 | | | | | |

CAREER STATS

| SEASON TEAM | GP-GS | MIN | AVG | Field Goals | 3-Point | F-Throws | Rebounds | PF | F | A | TO | BLK | STL | PTS | AVG |
|-------------|-------|-----------|-------------|-------------|------------|----------------|--------------------|---------|---|---|----|-----|-----|-----|-----|
| 2020-21 UA | 26-14 | 537:20.6 | 39-94 .415 | 14-43 .326 | 27-44 .614 | 20 63 83 3.2 | 61-0 38 31 10 19 | 119 4.6 | | | | | | | |
| 2021-22 UA | 22-22 | 571:25.9 | 60-133 .451 | 12-45 .267 | 21-25 .840 | 27 85 112 5.1 | 51-1 84 31 10 27 | 153 7.0 | | | | | | | |
| TOTAL | 48-36 | 1107:23.1 | 99-227 .436 | 26-88 .295 | 48-69 .696 | 47 148 195 4.1 | 112-1 122 62 20 46 | 272 5.7 | | | | | | | |

Single Game Highs

| Statistic | Value |
|--------------|--|
| Points | 13 at Arizona St. 01/21/21, vs Washington 01/03/22, vs Michigan 11/21/21 |
| Rebounds | 11 vs Washington 01/03/22 |
| Assists | 8 vs Washington 01/03/22 |
| Steals | 5 vs Wyoming 12/08/21 |
| Blocks | 3 vs Northern Ariz. 12/07/20, vs Arizona St. 01/25/21 |
| FG Made | 6 vs Michigan 11/21/21 |
| FG Attempts | 11 vs Northern Colo. 12/15/21 |
| 3FG Made | 3 at Arizona St. 01/21/21 |
| 3FG Attempts | 5 at Arizona St. 02/07/22 |
| FT Made | 4 times |
| FT Attempts | 10 vs Arizona St. 01/25/21 |

#5 • JUSTIN KIER (RHYMES WITH TIRE)

Grad Transfer - 6th Year

Guard • 6-4 • 195

Grottoes, Virginia • Univ. of Georgia • George Mason

2021-22 SEASON NOTES

- One of 4 active players to have 1,500 points, 700 rebounds and 300 assists in their career
- Season-high 14 points against Colorado
- Got the start against Utah and registered 8 assists (1 turnover)
- Scored in double figures 70 times in his career (6 this season)
- Made 2 free throws with three seconds left in OT to clinch the win against Wichita State (11/19)
- Played 19 minutes off the bench in the season opener against NAU and tallied five points, four rebounds and four assists.

CAREER DOUBLE-DOUBLES - 8

Last: 1/26/2019 vs. George Washington - 11 points, 11 rebounds

2021-22 GAME-BY-GAME

| Opponent | Date | GS | MIN | Total | 3-Pointers | Free throws | Rebounds | PF | A | TO | BLK | STL | PTS | AVG |
|---------------------|------------|----|-------|-----------|-------------|-------------|-------------|------------------|-----------------------|----|-----|-----|-----|-----|
| Northern Ariz. | 11/09/2021 | | 18:54 | 2-6 .333 | 0-2 .000 | 1-2 .500 | 1 3 4 4 0 1 | 4 1 0 2 5 5.0 | | | | | | |
| UTRGV | 11/12/2021 | | 23:28 | 5-6 .833 | 3-4 .750 | 0-0 .000 | 0 4 4 4 0 2 | 4 1 0 1 13 9.0 | | | | | | |
| North Dakota St. | 11/16/2021 | | 17:51 | 2-6 .333 | 1-4 .250 | 2-2 1.000 | 0 2 2 3 3 0 | 2 1 0 1 7 8.3 | | | | | | |
| vs Wichita St. | 11/19/2021 | | 20:05 | 2-7 .286 | 0-2 .000 | 4-4 1.000 | 0 2 2 3 0 0 | 2 4 0 0 8 8.5 | | | | | | |
| vs Michigan | 11/21/2021 | | 15:57 | 1-5 .200 | 0-3 .000 | 0-0 .000 | 0 0 0 2 4 1 | 1 0 0 0 2 7.0 | | | | | | |
| Sacramento St. | 11/27/2021 | | 22:43 | 2-5 .400 | 2-4 .500 | 5-6 .833 | 0 2 2 2 3 0 | 4 0 0 2 11 7.7 | | | | | | |
| at Oregon St. | 12/05/2021 | | 19:09 | 3-6 .500 | 0-1 .000 | 2-3 .667 | 0 2 2 2 3 0 | 1 0 0 0 8 7.7 | | | | | | |
| Wyoming | 12/08/2021 | | 23:01 | 5-9 .556 | 3-5 .600 | 0-0 .000 | 1 2 3 2 4 2 | 3 0 0 1 13 8.4 | | | | | | |
| at Illinois | 12/11/2021 | | 11:45 | 0-4 .000 | 0-1 .000 | 0-0 .000 | 0 2 2 2 3 0 | 1 0 0 0 0 7.4 | | | | | | |
| Northern Colo. | 12/15/2021 | | 25:05 | 6-11 .545 | 1-3 .333 | 0-1 .000 | 1 3 4 2 5 2 | 1 0 0 0 0 13 8.0 | | | | | | |
| California Baptist | 12/18/2021 | | 20:43 | 4-7 .571 | 1-3 .333 | 1-2 .500 | 0 3 3 2 5 1 | 0 3 0 1 10 8.2 | | | | | | |
| at Tennessee | 12/22/2021 | | 24:16 | 3-6 .500 | 3-5 .600 | 0-1 .000 | 1 2 3 2 6 3 | 1 3 0 0 9 9.3 | | | | | | |
| Washington | 01/03/2022 | | 16:23 | 0-2 .000 | 0-2 .000 | 0-0 .000 | 0 4 4 2 7 1 | 2 4 0 1 0 7.6 | | | | | | |
| Colorado | 01/13/2022 | | 15:07 | 5-9 .556 | 3-4 .750 | 1-1 .500 | 0 4 4 2 8 2 | 1 2 0 0 14 8.1 | | | | | | |
| Utah | 01/15/2022 | * | 32:55 | 2-11 .182 | 2-8 .250 | 0-0 .000 | 0 6 6 3 0 1 | 8 1 0 1 6 7.9 | | | | | | |
| at Stanford | 01/20/2022 | | 24:23 | 5-6 .833 | 1-2 .500 | 0-0 .000 | 0 4 4 3 1 2 | 0 0 0 1 11 8.1 | | | | | | |
| at California | 01/23/2022 | | 30:48 | 4-10 .400 | 0-4 .000 | 2-2 1.000 | 1 5 6 3 2 0 | 3 1 1 0 10 8.2 | | | | | | |
| at UCLA | 01/25/2022 | | 15:05 | 3-8 .375 | 1-3 .333 | 0-0 .000 | 2 5 7 3 4 1 | 1 0 0 1 7 8.2 | | | | | | |
| Arizona St. | 01/29/2022 | | 19:33 | 1-5 .200 | 0-1 .000 | 1-1 .500 | 2 3 5 3 5 1 | 3 2 0 1 3 7.9 | | | | | | |
| UCLA | 02/03/2022 | | 13:12 | 1-2 .500 | 1-2 .500 | 0-0 .000 | 0 1 1 3 4 1 | 3 2 0 0 3 7.7 | | | | | | |
| Southern California | 02/05/2022 | | 15:07 | 1-1 .000 | 1-1 .000 | 0-0 .000 | 0 1 1 3 3 1 | 2 0 0 1 3 7.4 | | | | | | |
| at Arizona St. | 02/07/2022 | | 19:35 | 1-4 .250 | 0-3 .000 | 0-0 .000 | 0 3 3 3 3 1 | 3 1 0 1 2 7.2 | | | | | | |
| Totals | | | 1 | 445:06 | 58-136 .426 | 23-67 .343 | 19-25 .760 | 9 63 72 3.3 | 23 50 26 1 15 158 7.2 | | | | | |

CAREER STATS

| SEASON TEAM | GP-GS | MIN | AVG | Field Goals | 3-Point | F-Throws | Rebounds | PF | F | A | TO | BLK | STL | PTS | AVG |
|--------------|---------|-----------|---------------|--------------|--------------|----------------|----------------------|----------|---|---|----|-----|-----|-----|-----|
| 2016-17 GMU | 33-29 | 913:27.7 | 59-138 .428 | 17-44 .386 | 58-78 .744 | 24 124 148 4.5 | 63-0 37 53 5 20 | 193 5.8 | | | | | | | |
| 2017-18 GMU | 33-33 | 1094:33.2 | 134-297 .451 | 8-46 .174 | 87-111 .784 | 8 145 153 4.6 | 73-1 77 93 4 42 | 363 11.0 | | | | | | | |
| 2018-19 GMU | 33-31 | 1148:34.8 | 171-363 .471 | 33-89 .371 | 103-134 .769 | 15 200 215 6.5 | 65-0 85 89 10 52 | 478 14.5 | | | | | | | |
| 2019-20 GMU | 9-2 | 203:22.6 | 32-69 .464 | 11-24 .458 | 11-13 .846 | 0 32 32 3.6 | 7-0 12 12 2 6 | 86 9.6 | | | | | | | |
| 2020-21 UGa | 25-25 | 775:31.0 | 78-198 .394 | 37-101 .366 | 45-60 .750 | 9 83 92 3.7 | 46-1 60 61 2 43 | 238 9.5 | | | | | | | |
| 2021-22 UA | 22-1 | 445:20.2 | 58-136 .426 | 23-67 .343 | 19-25 .760 | 9 63 72 3.3 | 23-0 50 26 1 15 | 158 7.2 | | | | | | | |
| TOTAL FOR UA | 22-1 | 445:20.2 | 58-136 .426 | 23-67 .343 | 19-25 .760 | 9 63 72 3.3 | 23-0 50 26 1 15 | 158 7.2 | | | | | | | |
| TOTAL | 155-121 | 4578:29.5 | 532-1201 .443 | 129-371 .348 | 323-421 .767 | 65 647 712 4.6 | 277-2 321 334 24 178 | 1516 9.8 | | | | | | | |

Single Game Highs

| Statistic | Value |
|--------------|---|
| Points | 32 vs Vermont 12/03/18 |
| Rebounds | 14 at Saint Joseph's 01/03/19, vs St. Bonaventure 01/06/19 |
| Assists | 9 at George Washington 03/09/19 |
| Steals | 6 vs James Madison 12/07/18 |
| Blocks | 2 at Richmond 02/06/19, vs James Madison 12/07/18, vs Kentucky 01/20/21 |
| FG Made | 12 vs Vermont 12/03/18 |
| FG Attempts | 17 vs St. Bonaventure 03/15/19 |
| 3FG Made | 6 at LSU 01/06/21 |
| 3FG Attempts | 11 at LSU 01/06/21 |
| FT Made | 13 vs Davidson 01/09/19 |
| FT Attempts | 14 vs Davidson 01/09/19 |

#10 • AZUOLAS TUBELIS

("AH-ZJEW-LISS TWO-BELL-US")

Sophomore

Forward • 6-11 • 245

Vilnius, Lithuania • Vilnius Rytas

2021-22 SEASON NOTES

- Ranks 6th in the Pac-12 in scoring (14.6)
- Ranks 5th in the Pac-12 in FG% (54.8%)
- Top 10 Watch List - Karl Malone Power Forward Award
- Pac-12 Player of the Week (Feb. 7)
- Dominating double-double vs. #19 USC (18p, 11r)
- Followed USC double-double with 19p, 13r at ASU (2/7)
- Suffered sprained ankle at Stanford and only played 7 minutes
- DNP at Cal (ankle)
- Came off bench to play 15 minutes at UCLA
- Career-high 32 points against Utah (1/15) on 14 of 24 shooting
- The 14 made field goals vs. Utah are most by UA player since Ayton in 2018
- Career-high 8 assists vs. Northern Colorado (12/15)
- Tied career-high with 3 steals at Oregon State (12/6)
- Had career-high 3 blocked shots vs. Wichita State (11/19)
- Posted third career 20-point game with 20 points vs. UTRGV
- Preseason All Pac-12 Second Team honoree
- Named to the Preseason Watch List for the Karl Malone Award

CAREER DOUBLE-DOUBLES - 5

Last: 2/7/22 at Arizona State - 19 points, 11 rebounds

2021-22 GAME-BY-GAME

| Opponent | Date | GS | MIN | Total | 3-Pointers | Free throws | Rebounds | PF | A | TO | BLK | STL | PTS | AVG |
|---------------------|------------|----|-----------|--------------|------------|-------------|---------------|----------|-------|----------|-----|-----|-----|------|
| Northern Ariz. | 11/09/2021 | * | 21:29 | 6-9 .667 | 1-2 .500 | 0-2 .000 | 0 5 5 5.0 | 2 | 4 | 1 | 0 | 2 | 13 | 13.0 |
| UTRGV | 11/12/2021 | * | 16:11 | 7-8 .875 | 1-1 1.000 | 5-7 .714 | 1 8 9 7.0 | 4 | 0 | 3 | 1 | 1 | 20 | 16.5 |
| North Dakota St. | 11/16/2021 | * | 25:25 | 6-11 .545 | 0-1 .000 | 3-5 .600 | 2 3 5 6.3 | 1 | 3 | 3 | 1 | 0 | 15 | 16.0 |
| vs Wichita St. | 11/19/2021 | * | 34:43 | 4-9 .444 | 0-2 .000 | 8-14 .571 | 0 6 6 6.3 | 2 | 2 | 2 | 3 | 0 | 16 | 16.0 |
| vs Michigan | 11/21/2021 | * | 26:31 | 5-9 .556 | 0-2 .000 | 3-4 .750 | 3 5 8 6.6 | 4 | 2 | 2 | 0 | 0 | 13 | 15.4 |
| Sacramento St. | 11/27/2021 | * | 19:58 | 9-13 .692 | 1-1 1.000 | 3-4 .750 | 2 4 6 6.5 | 0 | 3 | 1 | 1 | 0 | 22 | 16.5 |
| at Oregon St. | 12/05/2021 | * | 24:17 | 3-5 .600 | 0-1 .000 | 4-5 .800 | 3 2 5 6.3 | 2 | 3 | 4 | 0 | 3 | 10 | 15.6 |
| Wyoming | 12/08/2021 | * | 31:08 | 7-12 .583 | 0-3 .000 | 3-3 1.000 | 2 6 8 6.5 | 2 | 1 | 1 | 1 | 0 | 17 | 15.8 |
| at Illinois | 12/11/2021 | * | 34:34 | 7-13 .538 | 0-0 .000 | 2-6 .333 | 2 6 8 6.7 | 3 | 3 | 1 | 1 | 3 | 16 | 15.8 |
| Northern Colo. | 12/15/2021 | * | 28:59 | 6-9 .667 | 1-3 .333 | 3-3 1.000 | 4 4 8 6.8 | 1 | 8 | 4 | 2 | 3 | 16 | 15.8 |
| California Baptist | 12/18/2021 | * | 28:50 | 7-16 .438 | 0-2 .000 | 5-6 .833 | 2 5 7 6.8 | 3 | 5 | 2 | 2 | 1 | 19 | 16.1 |
| at Tennessee | 12/22/2021 | * | 13:38 | 3-6 .500 | 0-0 .000 | 0-0 .000 | 0 3 3 6.5 | 4 | 1 | 2 | 0 | 0 | 6 | 15.3 |
| Washington | 01/03/2022 | * | 27:48 | 3-7 .429 | 0-0 .000 | 3-4 .750 | 0 1 1 6.1 | 0 | 6 | 5 | 1 | 0 | 9 | 14.8 |
| Colorado | 01/13/2022 | * | 23:02 | 6-11 .545 | 1-2 .500 | 1-3 .333 | 2 6 8 6.2 | 3 | 1 | 2 | 2 | 2 | 14 | 14.7 |
| Utah | 01/15/2022 | * | 36:03 | 14-24 .583 | 0-2 .000 | 4-6 .667 | 4 4 8 6.3 | 2 | 5 | 3 | 1 | 2 | 32 | 15.9 |
| at Stanford | 01/20/2022 | * | 06:50 | 2-5 .400 | 0-2 .000 | 0-0 .000 | 0 2 2 6.1 | 0 | 0 | 0 | 0 | 0 | 4 | 15.1 |
| at UCLA | 01/25/2022 | * | 14:44 | 3-7 .429 | 1-1 1.000 | 1-1 1.000 | 4 2 6 6.1 | 4 | 2 | 2 | 0 | 1 | 8 | 14.7 |
| Arizona St. | 01/29/2022 | * | 21:33 | 2-9 .222 | 0-2 .000 | 2-2 1.000 | 2 4 6 6.1 | 1 | 1 | 1 | 1 | 0 | 6 | 14.2 |
| UCLA | 02/03/2022 | * | 18:31 | 6-9 .667 | 0-0 .000 | 2-2 1.000 | 0 5 5 6.0 | 2 | 0 | 3 | 1 | 0 | 14 | 14.2 |
| Southern California | 02/05/2022 | * | 25:27 | 7-15 .467 | 0-0 .000 | 4-8 .500 | 7 4 11 6.3 | 2 | 1 | 1 | 1 | 0 | 18 | 14.4 |
| at Arizona St. | 02/07/2022 | * | 29:25 | 7-12 .583 | 0-1 .000 | 5-8 .625 | 3 8 11 6.5 | 3 | 2 | 3 | 0 | 1 | 19 | 14.6 |
| Totals | | | 20 509:06 | 120-219 .548 | 6-28 .214 | 61-93 .656 | 43 93 136 6.5 | 45 53 46 | 19 19 | 307 14.6 | | | | |

CAREER STATS

| SEASON | TEAM | GP-GS | MIN | AVG | Field Goals | 3-Point | F-Throws | Rebounds | PF | FO | A | TO | BLK | STL | PTS | AVG |
|---------|------|-------|-----------|--------------|-------------|--------------|-----------------|----------|-----------|----------|---|----|-----|-----|-----|-----|
| 2020-21 | UA | 26-20 | 609/26.7 | 115-231 .498 | 13-42 .310 | 74-107 .692 | 67 117 184 7.1 | 65-1 32 | 61 16 15 | 317 12.2 | | | | | | |
| 2021-22 | UA | 21-20 | 509/24.2 | 120-219 .548 | 6-28 .214 | 61-93 .656 | 43 93 136 6.5 | 45-0 53 | 46 19 19 | 307 14.6 | | | | | | |
| TOTAL | | 47-40 | 1202/25.6 | 235-450 .522 | 19-70 .271 | 135-200 .675 | 110 210 320 6.8 | 110-1 85 | 107 35 34 | 624 13.3 | | | | | | |

Single Game Highs

| Statistic | Value |
|--------------|--|
| Points | 32 vs Utah 01/15/22 |
| Rebounds | 15 vs Washington 02/27/21, at Southern California 02/20/21 |
| Assists | 8 vs Northern Colo. 12/15/21 |
| Steals | 3 4 times |
| Blocks | 3 vs Wichita St. 11/19/21 |
| FG Made | 14 vs Utah 01/15/22 |
| FG Attempts | 24 vs Utah 01/15/22 |
| 3FG Made | 3 vs Oregon 02/13/21 |
| 3FG Attempts | 5 at Colorado 02/06/21, vs Oregon 02/13/21 |
| FT Made | 9 vs CSU Bakersfield 12/09/20 |
| FT Attempts | 14 vs Wichita St. 11/19/21 |

#11 • OUMAR BALLO ("EW-MAR BALL-OH")

Redshirt Sophomore

Center • 7-0 • 260

Koulikoro, Mali • NBA Academy Latin America

2021-22 SEASON NOTES

- Ranks 6th in Pac-12 in blocked shots (1.2)
- Dropped career-high 21 points at Stanford (1/20)
- Huge second half impact in the home win against #3 UCLA, finishing with 4p, 8r, 4blk
- Followed the Stanford game with 14 points at Cal (1/23)
- Second career double-double (13p, 10r) at ASU (2/7)
- First career double-double (10p, 10r) vs. Cal Baptist (12/18)
- Provided big lift off the bench early in the win at Oregon State, and finished with five points and five rebounds.
- In just 13 minutes, he tallied 12 points and six rebounds vs. UTRGV
- Made his Arizona against NAU in the season opener after transferring from Gonzaga. He finished with eight points and nine rebounds in 10 minutes.

CAREER DOUBLE-DOUBLES - 2

Last: 2/7/22 at Arizona State - 13 points, 10 rebounds

2021-22 GAME-BY-GAME

| Opponent | Date | GS | MIN | Total | 3-Pointers | Free throws | Rebounds | PF | A | TO | BLK | STL | PTS | AVG |
|---------------------|------------|----|----------|------------|------------|-------------|---------------|-------------|-----------|----|-----|-----|-----|------|
| Northern Ariz. | 11/09/2021 | | 09:31 | 1-3 .333 | 0-0 .000 | 6-6 1.000 | 5 4 9 9.0 | 1 | 0 | 1 | 2 | 0 | 8 | 8.0 |
| UTRGV | 11/12/2021 | | 13:36 | 3-3 1.000 | 0-0 .000 | 6-8 .750 | 2 4 6 7.5 | 3 | 2 | 0 | 1 | 0 | 12 | 10.0 |
| North Dakota St. | 11/16/2021 | | 12:55 | 3-4 .750 | 0-0 .000 | 4-4 1.000 | 2 5 7 7.3 | 1 | 0 | 0 | 1 | 1 | 10 | 10.0 |
| vs Wichita St. | 11/19/2021 | | 10:20 | 2-2 1.000 | 0-0 .000 | 1 3 4 6.5 | 2 0 2 0 0 | 4 8.5 | | | | | | |
| vs Michigan | 11/21/2021 | | 10:57 | 0-2 .000 | 0-0 .000 | 1-2 .500 | 3 2 5 6.2 | 1 | 1 | 1 | 0 | 0 | 1 | 7.0 |
| Sacramento St. | 11/27/2021 | | 21:15 | 3-6 .500 | 0-0 .000 | 1-2 .500 | 1 4 5 6.0 | 1 | 2 | 2 | 3 | 0 | 7 | 7.0 |
| at Oregon St. | 12/05/2021 | | 16:19 | 2-3 .667 | 0-0 .000 | 1-4 .250 | 2 3 5 5.9 | 0 | 2 | 0 | 2 | 0 | 5 | 6.7 |
| Wyoming | 12/08/2021 | | 12:52 | 3-6 .500 | 0-0 .000 | 0-0 .000 | 1 0 1 5.3 | 4 | 1 | 0 | 1 | 0 | 6 | 6.6 |
| at Illinois | 12/11/2021 | | 11:16 | 3-6 .500 | 0-0 .000 | 0-0 .000 | 0 2 2 4.9 | 1 | 0 | 0 | 0 | 0 | 6 | 6.6 |
| Northern Colo. | 12/15/2021 | | 09:01 | 3-4 .750 | 0-0 .000 | 0-0 .000 | 0 1 1 4.5 | 1 | 0 | 0 | 0 | 0 | 6 | 6.5 |
| California Baptist | 12/18/2021 | | 19:37 | 5-6 .833 | 0-0 .000 | 4 6 10 5.0 | 1 2 2 5 1 | 10 6.6 | | | | | | |
| at Tennessee | 12/22/2021 | | 14:06 | 1-4 .250 | 0-0 .000 | 0-0 .000 | 1 4 5 5.0 | 1 | 0 | 1 | 0 | 1 | 2 | 6.4 |
| Washington | 01/03/2022 | | 05:32 | 0-0 .000 | 0-0 .000 | 0-0 .000 | 2 0 2 4.8 | 2 | 1 | 0 | 0 | 0 | 0 | 5.9 |
| Colorado | 01/13/2022 | | 10:19 | 2-4 .500 | 0-0 .000 | 1-2 .500 | 0 1 1 4.5 | 2 | 0 | 1 | 1 | 0 | 5 | 5.9 |
| Utah | 01/15/2022 | | 12:46 | 1-2 .500 | 0-0 .000 | 3-4 .750 | 2 1 3 4.4 | 1 | 0 | 0 | 2 | 0 | 5 | 5.8 |
| at Stanford | 01/20/2022 | | 22:09 | 7-8 .875 | 0-0 .000 | 7-9 .778 | 1 5 6 4.5 | 1 | 0 | 1 | 2 | 0 | 21 | 6.8 |
| at California | 01/23/2022 | | 19:06 | 4-5 .800 | 0-0 .000 | 6-7 .857 | 2 1 3 4.4 | 1 | 0 | 0 | 2 | 0 | 14 | 7.2 |
| at UCLA | 01/25/2022 | | 10:59 | 3-3 1.000 | 0-0 .000 | 1-2 .500 | 1 2 3 4.3 | 1 | 0 | 2 | 0 | 0 | 7 | 7.2 |
| Arizona St. | 01/29/2022 | | 19:29 | 4-6 .667 | 0-0 .000 | 6-9 .667 | 3 2 5 4.4 | 1 | 2 | 1 | 0 | 0 | 14 | 7.5 |
| UCLA | 02/03/2022 | | 24:27 | 1-3 .333 | 0-0 .000 | 2-5 .400 | 4 4 8 4.6 | 1 | 0 | 1 | 4 | 0 | 4 | 7.4 |
| Southern California | 02/05/2022 | | 16:29 | 2-4 .500 | 0-0 .000 | 1 4 5 4.6 | 2 1 0 1 0 | 1 0 4 7.2 | | | | | | |
| at Arizona St. | 02/07/2022 | | 20:48 | 5-6 .833 | 0-0 .000 | 3-4 .750 | 3 7 10 4.8 | 2 | 0 | 3 | 1 | 0 | 13 | 7.5 |
| Totals | | | 0 323:49 | 58-90 .644 | 0-0 .000 | 48-70 .686 | 41 65 106 4.8 | 31 12 20 26 | 5 164 7.5 | | | | | |

CAREER STATS

| SEASON | TEAM | GP-GS | MIN | AVG | Field Goals | 3-Point | F-Throws | Rebounds | PF | FO | A | TO | BLK | STL | PTS | AVG |
|--------------|------|-------|----------|-------------|-------------|------------|---------------|---------------|------------|--------|---|----|-----|-----|-----|-----|
| 2020-21 | Gonz | 24-0 | 150/6.2 | 22-35 .629 | 0-0 .000 | 16-29 .552 | 15 22 37 1.5 | 24-0 3 16 | 6 5 | 60 2.5 | | | | | | |
| 2021-22 | UA | 22-0 | 324/14.7 | 58-90 .644 | 0-0 .000 | 48-70 .686 | 41 65 106 4.8 | 31-0 12 20 26 | 5 164 7.5 | | | | | | | |
| TOTAL FOR UA | | 22-0 | 324/14.7 | 58-90 .644 | 0-0 .000 | 48-70 .686 | 41 65 106 4.8 | 31-0 12 20 26 | 5 164 7.5 | | | | | | | |
| TOTAL | | 46-0 | 473/10.3 | 80-125 .640 | 0-0 .000 | 64-99 .646 | 56 87 143 3.1 | 55-0 15 36 32 | 10 224 4.9 | | | | | | | |

Single Game Highs

| Statistic | Value |
|-------------|--|
| Points | 21 at Stanford 01/20/22 |
| Rebounds | 10 vs California Baptist 12/18/21, at Arizona St. 02/07/22 |
| Assists | 2 4 times |
| Steals | 2 vs Dixie St. 12/29/20, at Oregon St. 12/05/21 |
| Blocks | 5 vs California Baptist 12/18/21 |
| FG Made | 7 at Stanford 01/20/22 |
| FG Attempts | 8 at Stanford 01/20/22 |
| FT Made | 7 at Stanford 01/20/22 |
| FT Attempts | 9 vs Dixie St. 12/29/20, at Stanford 01/20/22, vs Arizona St. 01/29/22 |

#24 • KIM AIKEN JR.

Redshirt Junior

Forward • 6-7 • 215

Redlands, Calif. • East Valley HS • Eastern Washington

2021-22 SEASON NOTES

- Has not been available since 12/8 (Personal Reasons)
- Has hit 4 of 7 from long distance over last two games
- Tremendous game vs. Sacramento State, going for 10 points, six rebounds and six assists
- Played 15 minutes in the season opener against NAU, finishing with three points and five rebounds.

CAREER DOUBLE-DOUBLES - 19

Last: 2/20/2021 at Montana - 28 points, 10 rebounds

2021-22 GAME-BY-GAME

| Opponent | Date | GS | MIN | Total | | | 3-Pointers | | Free Throws | | Rebounds | | | | | | | | |
|------------------|------------|---------|-------|--------|------|----------|------------|--------|-------------|-----|----------|-----|----|----|----|-----|-----|-----|-----|
| | | | | FG-FGA | PCT | 3FG-3FGA | PCT | FT-FTA | PCT | OFF | DEF | TOT | PF | A | TO | BLK | STL | PTS | AVG |
| Northern Ariz. | 11/09/2021 | 15:37 | 1-5 | .200 | 1-2 | .500 | 0-0 | .000 | 2 | 3 | 5 | 5.0 | 0 | 1 | 0 | 0 | 0 | 3 | 3.0 |
| UTRGV | 11/12/2021 | 19:05 | 2-5 | .400 | 1-4 | .250 | 0-2 | .000 | 1 | 1 | 2 | 3.5 | 2 | 3 | 2 | 0 | 1 | 5 | 4.0 |
| North Dakota St. | 11/16/2021 | 14:14 | 3-5 | .600 | 3-3 | 1.000 | 0-0 | .000 | 4 | 3 | 7 | 4.7 | 2 | 3 | 0 | 0 | 1 | 9 | 5.7 |
| vs Wichita St. | 11/19/2021 | 09:31 | 0-0 | .000 | 0-0 | .000 | 0-0 | .000 | 0 | 2 | 2 | 4.0 | 1 | 0 | 0 | 1 | 0 | 0 | 4.3 |
| vs Michigan | 11/21/2021 | 03:57 | 0-0 | .000 | 0-0 | .000 | 0-0 | .000 | 0 | 1 | 1 | 3.4 | 1 | 0 | 0 | 0 | 1 | 0 | 3.4 |
| Sacramento St. | 11/27/2021 | 20:02 | 4-7 | .571 | 2-3 | .667 | 0-0 | .000 | 1 | 5 | 6 | 3.8 | 1 | 6 | 1 | 0 | 1 | 10 | 4.5 |
| at Oregon St. | 12/05/2021 | 11:45 | 3-5 | .600 | 2-4 | .500 | 0-0 | .000 | 0 | 1 | 1 | 3.4 | 1 | 1 | 0 | 1 | 3 | 8 | 5.0 |
| Totals | | 0 94:11 | 13-27 | .481 | 9-16 | .563 | 0-2 | .000 | 8 | 16 | 24 | 3.4 | 8 | 14 | 3 | 2 | 7 | 35 | 5.0 |

CAREER STATS

| | | Field Goals | | | | 3-Point | | F-Throws | | Rebounds | | | PF-FO | | A | | BLK | | STL | | PTS | | Scoring | |
|--------------|------|-------------|------|------|---------|---------|----------|----------|---------|----------|-----|-----|-------|-----|-------|-----|-----|-----|-----|-----|------|-----|---------|--|
| SEASON | TEAM | GP-GS | MIN | AVG | FG-FGA | FG% | 3FG-3FGA | 3FG% | FT-FTA | FT% | OFF | DEF | TOT | AVG | PF-FO | A | TO | BLK | STL | PTS | AVG | PTS | AVG | |
| 2018-19 | EWU | 30-11 | 503 | 16.8 | 67-164 | .409 | 29-90 | .322 | 31-45 | .689 | 47 | 99 | 146 | 4.9 | 62-3 | 15 | 25 | 20 | 17 | 194 | 6.5 | 194 | 6.5 | |
| 2019-20 | EWU | 31-31 | 1017 | 32.8 | 139-349 | .398 | 76-229 | .332 | 59-75 | .787 | 49 | 253 | 302 | 9.7 | 92-2 | 41 | 51 | 31 | 54 | 413 | 13.3 | 413 | 13.3 | |
| 2020-21 | EWU | 24-24 | 732 | 30.5 | 89-203 | .438 | 34-113 | .301 | 58-71 | .817 | 42 | 159 | 201 | 8.4 | 57-2 | 48 | 38 | 25 | 32 | 270 | 11.3 | 270 | 11.3 | |
| 2021-22 | UA | 7-0 | 94 | 13.5 | 13-27 | .481 | 9-16 | .563 | 0-2 | .000 | 8 | 16 | 24 | 3.4 | 8-0 | 14 | 3 | 2 | 7 | 35 | 5.0 | 35 | 5.0 | |
| TOTAL FOR UA | | 7-0 | 94 | 13.5 | 13-27 | .481 | 9-16 | .563 | 0-2 | .000 | 8 | 16 | 24 | 3.4 | 8-0 | 14 | 3 | 2 | 7 | 35 | 5.0 | 35 | 5.0 | |
| TOTAL | | 92-66 | 2347 | 25.5 | 308-743 | .415 | 148-448 | .330 | 148-193 | .767 | 146 | 527 | 673 | 7.3 | 219-7 | 118 | 117 | 78 | 110 | 912 | 9.9 | 912 | 9.9 | |

Single Game Highs

| Statistic | Value |
|--------------|--|
| Points | 28 at Montana 02/20/21 |
| Rebounds | 22 vs Multnomah 12/13/19 |
| Assists | 6 at Idaho 01/16/20, vs Sacramento St. 11/27/21 |
| Steals | 5 at Montana St. 01/18/20 |
| Blocks | 4 vs Southern Utah 02/02/19, vs Montana 03/16/19 |
| FG Made | 9 at Washington 12/04/19, vs Omaha 12/17/19, vs Montana 02/18/21 |
| FG Attempts | 17 at Idaho St. 12/30/19 |
| 3FG Made | 6 at Washington 12/04/19 |
| 3FG Attempts | 13 vs Idaho 02/13/20 |
| FT Made | 8 at Montana St. 02/11/21, at Montana 02/20/21 |
| FT Attempts | 9 vs Southern Utah 02/02/19, at Northern Colo. 01/23/21, at Montana 02/20/21 |

#25 • KERR KRIISA ("KREE-SAH")

Sophomore

Guard • 6-3 • 180

Tartu, Estonia • Zalgiris Kaunas

2021-22 SEASON NOTES

- Ranks 4th in Pac-12 in 3FG made/game (2.5)
- Ranks 2nd in Pac-12 in assists/game (5.0)
- Ranks 5th in Pac-12 in assist/turnover ratio (2.1)
- Did not play against Utah (precautionary)
- Drilled a clutch 3-pointer with less than 2 minutes left to seal the win at home against #3 UCLA
- Scored double figures 11 times this season
- Did not score (0-12 fg) at UCLA but had 6 assists
- Had 10 assists against Colorado, first UA player since 2019
- Finished with 19 points - 17 in the second half - at Illinois (12/11)
- Made multiple 3FG in all but three games this season
- Had 10 assists against Colorado, the first UA player to do so since Dec. 14, 2019
- Had 13 assists and just two turnovers in two games in Las Vegas

2021-22 GAME-BY-GAME

| Opponent | Date | GS | MIN | Total | | 3-Pointers | | | Rebounds | | | | | PF | A | TO | BLK | STL | PTS | AVG |
|---------------------|------------|--------|--------|--------|--------|------------|-------|--------|----------|-----|-----|-----|-----|-----|----|----|-----|-----|------|------|
| | | | | FG-FGA | PCT | 3FG-3FGA | PCT | FT-FTA | PCT | OFF | DEF | TOT | | | | | | | | |
| Northern Ariz. | 11/09/2021 | * | 28:50 | 6-14 | .429 | 4-10 | .400 | 1-2 | .500 | 1 | 1 | 2 | 2.0 | 0 | 5 | 0 | 0 | 2 | 17 | 17.0 |
| UTRGV | 11/12/2021 | * | 18:23 | 3-6 | .500 | 3-6 | .500 | 0-0 | .000 | 0 | 2 | 2 | 2.0 | 2 | 2 | 1 | 0 | 1 | 9 | 13.0 |
| North Dakota St. | 11/16/2021 | * | 22:28 | 4-8 | .500 | 4-8 | .500 | 0-1 | .000 | 0 | 0 | 0 | 1.3 | 1 | 3 | 1 | 0 | 1 | 12 | 12.7 |
| vs Wichita St. | 11/19/2021 | * | 33:60 | 3-11 | .273 | 2-10 | .200 | 4-6 | .667 | 1 | 3 | 4 | 2.0 | 3 | 6 | 2 | 0 | 1 | 12 | 12.5 |
| vs Michigan | 11/21/2021 | * | 29:05 | 3-12 | .250 | 1-8 | .125 | 0-0 | .000 | 0 | 2 | 2 | 2.0 | 1 | 7 | 0 | 1 | 4 | 7 | 11.4 |
| Sacramento St. | 11/27/2021 | * | 17:34 | 1-5 | .200 | 1-3 | .333 | 0-0 | .000 | 1 | 2 | 3 | 2.2 | 3 | 9 | 2 | 0 | 0 | 3 | 10.0 |
| at Oregon St. | 12/05/2021 | * | 28:36 | 4-12 | .333 | 3-9 | .333 | 0-0 | .000 | 2 | 1 | 3 | 2.3 | 3 | 5 | 1 | 0 | 0 | 11 | 10.1 |
| Wyoming | 12/08/2021 | * | 29:19 | 6-12 | .500 | 5-10 | .500 | 0-0 | .000 | 0 | 1 | 1 | 2.1 | 1 | 5 | 4 | 0 | 0 | 17 | 11.0 |
| at Illinois | 12/11/2021 | * | 37:56 | 7-16 | .438 | 2-9 | .250 | 3-4 | .750 | 3 | 5 | 8 | 2.8 | 1 | 5 | 4 | 0 | 0 | 19 | 11.9 |
| Northern Colo. | 12/15/2021 | * | 35:31 | 5-9 | .556 | 2-6 | .333 | 5-6 | .833 | 0 | 2 | 2 | 2.7 | 1 | 7 | 3 | 0 | 0 | 17 | 12.4 |
| California Baptist | 12/18/2021 | * | 24:11 | 2-5 | .400 | 2-5 | .400 | 0-0 | .000 | 0 | 3 | 3 | 2.7 | 2 | 5 | 1 | 0 | 0 | 6 | 11.8 |
| at Tennessee | 12/22/2021 | * | 37:33 | 3-10 | .300 | 3-10 | .300 | 2-2 | 1.000 | 1 | 2 | 3 | 2.8 | 5 | 3 | 4 | 0 | 0 | 11 | 11.8 |
| Washington | 01/03/2022 | * | 35:40 | 6-10 | .600 | 6-9 | .667 | 3-3 | 1.000 | 0 | 0 | 0 | 2.5 | 3 | 3 | 2 | 0 | 1 | 21 | 12.5 |
| Colorado | 01/13/2022 | * | 32:56 | 1-4 | .250 | 0-3 | .000 | 0-0 | .000 | 0 | 2 | 2 | 2.5 | 1 | 10 | 4 | 0 | 1 | 2 | 11.7 |
| at Stanford | 01/20/2022 | * | 30:58 | 2-7 | .286 | 1-5 | .200 | 2-2 | 1.000 | 0 | 4 | 4 | 2.6 | 2 | 7 | 4 | 0 | 1 | 7 | 11.4 |
| at California | 01/23/2022 | * | 28:48 | 4-9 | .444 | 4-9 | .444 | 1-2 | .500 | 0 | 1 | 1 | 2.5 | 2 | 3 | 1 | 1 | 0 | 13 | 11.5 |
| at UCLA | 01/25/2022 | * | 34:53 | 0-12 | .000 | 0-9 | .000 | 0-0 | .000 | 0 | 2 | 2 | 2.5 | 1 | 6 | 4 | 0 | 0 | 0 | 10.8 |
| Arizona St. | 01/29/2022 | * | 30:07 | 2-8 | .250 | 2-8 | .250 | 0-0 | .000 | 0 | 0 | 0 | 2.3 | 3 | 1 | 2 | 0 | 0 | 6 | 10.6 |
| UCLA | 02/03/2022 | * | 31:40 | 4-14 | .286 | 3-10 | .300 | 5-6 | .833 | 0 | 1 | 1 | 2.3 | 3 | 5 | 2 | 0 | 0 | 16 | 10.8 |
| Southern California | 02/05/2022 | * | 33:35 | 4-7 | .571 | 3-5 | .600 | 2-2 | 1.000 | 0 | 5 | 5 | 2.4 | 3 | 2 | 4 | 0 | 0 | 13 | 11.0 |
| at Arizona St. | 02/07/2022 | * | 23:23 | 1-4 | .250 | 1-3 | .333 | 0-0 | .000 | 0 | 2 | 2 | 2.4 | 2 | 5 | 4 | 0 | 0 | 3 | 10.6 |
| Totals | 21 | 625:26 | 71-195 | .364 | 52-154 | .338 | 28-36 | .778 | 9 | 41 | 50 | 2.4 | 43 | 104 | 50 | 2 | 12 | 222 | 10.6 | |

CAREER STATS

| | | Field Goals | | | 3-Point | | F-Throws | | Rebounds | | Scoring | | | | | | | | | | |
|---------|------|-------------|-----|------|---------|------|----------|------|----------|-------|---------|-----|-----|-----|-------|-----|----|-----|-----|-----|------|
| SEASON | TEAM | GP-GS | MIN | AVG | FG-FGA | FG% | 3FG-3FGA | 3FG% | FT-FTA | FT% | OFF | DEF | TOT | AVG | PF-FO | A | TO | BLK | STL | PTS | AVG |
| 2020-21 | UA | 8-5 | 185 | 23.1 | 14-42 | .333 | 14-38 | .368 | 2-2 | 1.000 | 1 | 3 | 4 | 0.5 | 12-0 | 19 | 10 | 0 | 3 | 44 | 5.5 |
| 2021-22 | UA | 21-21 | 625 | 29.8 | 71-195 | .364 | 52-154 | .338 | 28-36 | .778 | 9 | 41 | 50 | 2.4 | 43-1 | 104 | 50 | 2 | 12 | 222 | 10.6 |
| TOTAL | | 29-26 | 810 | 27.9 | 85-237 | .359 | 66-192 | .344 | 30-38 | .789 | 10 | 44 | 54 | 1.9 | 55-1 | 123 | 60 | 2 | 15 | 266 | 9.2 |

Single Game Highs

| Statistic | Value |
|--------------|---|
| Points | 21 vs Washington 01/03/22 |
| Rebounds | 8 at Illinois 12/11/21 |
| Assists | 10 vs Colorado 01/13/22 |
| Steals | 4 vs Michigan 11/21/21 |
| Blocks | 1 at California 01/23/22, vs Michigan 11/21/21 |
| FG Made | 4 at Illinois 12/11/21 |
| FG Attempts | 16 at Illinois 12/11/21 |
| 3FG Made | 6 vs Washington 01/03/22 |
| 3FG Attempts | 10 5 times |
| FT Made | 5 vs Northern Colo. 12/15/21, vs UCLA 02/03/22 |
| FT Attempts | 6 vs Wichita St. 11/19/21, vs Northern Colo. 12/15/21, vs UCLA 02/03/22 |

#35 • CHRISTIAN KOLOKO

Junior

Center • 7-1 • 230

Douala, Cameroon • Sierra Canyon HS

2021-22 SEASON NOTES

- Ranks 11th in the country in blocks/game (3.1)
- 68 blocked shots (leads Pac-12)
- 7th in program history with 128 career blocked shots
- Pac-12 Player of the Week (11/22)
- Named MVP of Roman Main Event in Las Vegas after averaging 17.5 points, 9.0 rebounds, 2.5 assists and 4.0 blocks in two games
- Scored career-high 22 points against #4 Michigan (11/21)
- Has 3 double-doubles this year with 4+ blocked shots in each one, becoming the first Arizona player since Jordan Hill (2008) to have multiple games like that in a season - Hill had three.
- Matched his career-high with 11 rebounds vs. Wichita State
- Had first career double-double with 18 points and 11 rebounds against UTRGV (11/12)
- Set a new career-high with five blocked shots in the season opener against NAU (11/9)

CAREER DOUBLE-DOUBLES - 6

Last: 1/29/2022 vs. Arizona State - 12 points, 13 rebounds

2021-22 GAME-BY-GAME

| Opponent | Date | GS | MIN | Total | | 3-Pointers | | Free Throws | | Rebounds | | | | PF | A | TO | BLK | STL | PTS | AVG |
|---------------------|------------|----|-----------|---------|-------|------------|------|-------------|-------|----------|-----|-----|-----|----|----|----|-----|-----|------|------|
| | | | | FG | PCT | 3FG | PCT | FT | PCT | OFF | DEF | TOT | AVG | | | | | | | |
| Northern Ariz. | 11/09/2021 | * | 24:22 | 3-4 | .750 | 0-0 | .000 | 2-2 | 1.000 | 2 | 2 | 4 | 4.0 | 3 | 1 | 0 | 5 | 2 | 8 | 8.0 |
| UTRGV | 11/12/2021 | * | 19:28 | 6-8 | .750 | 0-0 | .000 | 6-8 | .750 | 3 | 8 | 11 | 7.5 | 2 | 2 | 1 | 5 | 0 | 18 | 13.0 |
| North Dakota St. | 11/16/2021 | * | 20:04 | 7-10 | .700 | 0-1 | .000 | 2-3 | .667 | 1 | 4 | 5 | 6.7 | 4 | 2 | 0 | 2 | 1 | 16 | 14.0 |
| vs Wichita St. | 11/19/2021 | * | 33:28 | 4-7 | .571 | 0-0 | .000 | 5-8 | .625 | 4 | 7 | 11 | 7.8 | 4 | 3 | 3 | 4 | 0 | 13 | 13.8 |
| vs Michigan | 11/21/2021 | * | 30:28 | 8-13 | .615 | 0-0 | .000 | 6-6 | 1.000 | 2 | 5 | 7 | 7.6 | 3 | 2 | 2 | 4 | 0 | 22 | 15.4 |
| Sacramento St. | 11/27/2021 | * | 14:35 | 8-10 | .800 | 0-0 | .000 | 4-5 | .800 | 2 | 5 | 7 | 7.5 | 1 | 0 | 1 | 2 | 20 | 16.2 | |
| at Oregon St. | 12/05/2021 | * | 22:20 | 4-8 | .500 | 0-0 | .000 | 4-6 | .667 | 2 | 4 | 6 | 7.3 | 2 | 0 | 2 | 3 | 3 | 12 | 15.6 |
| Wyoming | 12/08/2021 | * | 17:54 | 3-6 | .500 | 0-0 | .000 | 0-0 | .000 | 1 | 3 | 4 | 6.9 | 4 | 1 | 1 | 2 | 6 | 14.4 | |
| at Illinois | 12/11/2021 | * | 28:44 | 2-7 | .286 | 0-0 | .000 | 0-0 | .000 | 4 | 3 | 7 | 6.9 | 3 | 0 | 1 | 4 | 3 | 4 | 13.2 |
| Northern Colo. | 12/15/2021 | * | 28:02 | 8-12 | .667 | 0-0 | .000 | 3-4 | .750 | 1 | 7 | 8 | 7.0 | 3 | 0 | 1 | 4 | 0 | 19 | 13.8 |
| California Baptist | 12/18/2021 | * | 23:49 | 5-8 | .625 | 0-0 | .000 | 2-2 | 1.000 | 3 | 7 | 10 | 7.3 | 2 | 2 | 4 | 2 | 12 | 13.6 | |
| at Tennessee | 12/22/2021 | * | 19:19 | 2-3 | .667 | 0-0 | .000 | 0-2 | .000 | 2 | 1 | 3 | 6.9 | 5 | 0 | 1 | 2 | 2 | 4 | 12.8 |
| Washington | 01/03/2022 | * | 34:28 | 8-13 | .615 | 0-0 | .000 | 6-7 | .857 | 3 | 7 | 10 | 7.2 | 2 | 2 | 4 | 4 | 0 | 22 | 13.5 |
| Colorado | 01/13/2022 | * | 25:10 | 3-6 | .500 | 0-1 | .000 | 1-2 | .500 | 1 | 8 | 9 | 7.3 | 3 | 0 | 2 | 2 | 1 | 7 | 13.1 |
| Utah | 01/15/2022 | * | 23:41 | 7-7 | 1.000 | 0-0 | .000 | 2-2 | 1.000 | 2 | 3 | 5 | 7.1 | 3 | 1 | 3 | 4 | 0 | 16 | 13.3 |
| at Stanford | 01/20/2022 | * | 08:35 | 2-4 | .500 | 0-0 | .000 | 2-2 | 1.000 | 1 | 1 | 2 | 6.8 | 4 | 0 | 3 | 2 | 0 | 6 | 12.8 |
| at California | 01/23/2022 | * | 26:48 | 9-13 | .692 | 0-0 | .000 | 1-2 | .500 | 6 | 7 | 13 | 7.2 | 1 | 0 | 0 | 3 | 0 | 19 | 13.2 |
| at UCLA | 01/25/2022 | * | 30:45 | 5-8 | .625 | 0-0 | .000 | 1-2 | .500 | 4 | 3 | 7 | 7.2 | 1 | 2 | 2 | 1 | 0 | 11 | 13.1 |
| Arizona St. | 01/29/2022 | * | 33:30 | 3-7 | .429 | 0-0 | .000 | 6-7 | .857 | 5 | 8 | 13 | 7.3 | 2 | 3 | 0 | 5 | 3 | 12 | 13.0 |
| UCLA | 02/03/2022 | * | 25:11 | 1-3 | .333 | 0-0 | .000 | 4-7 | .571 | 3 | 2 | 5 | 7.4 | 3 | 2 | 2 | 3 | 1 | 6 | 12.7 |
| Southern California | 02/05/2022 | * | 26:43 | 3-8 | .375 | 0-0 | .000 | 4-6 | .667 | 2 | 5 | 7 | 7.3 | 3 | 2 | 1 | 3 | 0 | 10 | 12.5 |
| at Arizona St. | 02/07/2022 | * | 21:43 | 4-9 | .444 | 0-0 | .000 | 2-2 | 1.000 | 4 | 3 | 7 | 7.3 | 3 | 2 | 1 | 1 | 0 | 10 | 12.4 |
| Totals | | | 22 539:07 | 105-174 | .603 | 0-2 | .000 | 63-85 | .741 | 58 | 103 | 161 | 7.3 | 62 | 28 | 33 | 68 | 19 | 273 | 12.4 |

CAREER STATS

| | | | Field Goals | | 3-Point | | F-Throws | | Rebounds | | | | | | | | | | | | Scoring | |
|-------------|-------|-----------|-------------|------|----------|------|----------|------|----------|-----|-----|-----|-------|----|----|-----|-----|-----|------|-----|---------|--|
| SEASON TEAM | GP-GS | MIN/AVG | FG-FGA | FG% | 3FG-3FGA | 3FG% | FT-FTA | FT% | OFF | DEF | TOT | AVG | PF | FO | A | TO | BLK | STL | PTS | AVG | | |
| 2019-20 UA | 28-0 | 232/8.3 | 28-58 | .483 | 0-1 | .000 | 7-20 | .350 | 27 | 40 | 67 | 2.4 | 37-2 | 5 | 3 | 25 | 9 | 63 | 2.3 | | | |
| 2020-21 UA | 26-19 | 451/17.4 | 51-98 | .520 | 0-1 | .000 | 35-56 | .625 | 58 | 67 | 125 | 4.8 | 70-4 | 8 | 19 | 35 | 12 | 137 | 5.3 | | | |
| 2021-22 UA | 22-22 | 539/24.5 | 105-174 | .603 | 0-2 | .000 | 63-85 | .741 | 58 | 103 | 161 | 7.3 | 62-1 | 28 | 33 | 68 | 19 | 273 | 12.4 | | | |
| TOTAL | 76-41 | 1223/16.1 | 184-330 | .558 | 0-4 | .000 | 105-161 | .652 | 143 | 210 | 353 | 4.6 | 169-7 | 41 | 55 | 128 | 40 | 473 | 6.2 | | | |

Single Game Highs

| Statistic | Value |
|--------------|--|
| Points | 22 vs Washington 01/03/22, vs Michigan 11/21/21 |
| Rebounds | 13 at California 01/23/22, vs Arizona St. 01/29/22 |
| Assists | 3 vs Wichita St. 11/19/21, vs California Baptist 12/18/21, vs Arizona St. 01/29/22 |
| Steals | 3 4 times |
| Blocks | 5 vs Northern Ariz. 11/09/21, vs UTRGV 11/12/21, vs Arizona St. 01/29/22 |
| FG Made | 9 at California 01/23/22 |
| FG Attempts | 13 vs Washington 01/03/22, at California 01/23/22, vs Michigan 11/21/21 |
| 3FG Attempts | 1 4 times |
| FT Made | 6 4 times |
| FT Attempts | 8 at Washington 12/31/20, vs UTRGV 11/12/21, vs Wichita St. 11/19/21 |

#50 • JORDAN MAINS

Junior

Forward • 6-6 • 200

Scottsdale, Arizona • Pinnacle HS

2021-22 SEASON NOTES

- Converted a layup against Michigan (11/21)
- Made a free throw against NAU (11/9)
- Had two rebounds against NDSU (11/16)

2021-22 GAME-BY-GAME

| Opponent | Date | GS | MIN | FG-FGA | | 3-Pointers | | Free throws | | Rebounds | | PF | A | TO | BLK | STL | PTS | AVG |
|------------------|------------|----|---------|--------|-------|------------|------|-------------|-------|----------|-----|-----|-----|----|-----|-----|-----|---------|
| | | | | TOTAL | PCT | 3FG-3FGA | PCT | FT-FTA | PCT | OFF | DEF | TOT | AVG | | | | | |
| Northern Ariz. | 11/09/2021 | | 03:28 | 0-1 | .000 | 0-0 | .000 | 1-2 | .500 | 1 | 1 | 2 | 2.0 | 0 | 0 | 0 | 0 | 1 1.0 |
| UTRGV | 11/12/2021 | | 03:27 | 0-0 | .000 | 0-0 | .000 | 1-2 | .500 | 0 | 0 | 0 | 1.0 | 0 | 0 | 0 | 0 | 1 1.0 |
| North Dakota St. | 11/16/2021 | | 03:23 | 0-0 | .000 | 0-0 | .000 | 0-0 | .000 | 0 | 2 | 2 | 1.3 | 0 | 0 | 0 | 0 | 0 0.7 |
| vs Michigan | 11/21/2021 | | 01:28 | 1-1 | 1.000 | 0-0 | .000 | 0-0 | .000 | 0 | 0 | 0 | 1.0 | 0 | 0 | 0 | 0 | 2 1.0 |
| Sacramento St. | 11/27/2021 | | 03:30 | 0-0 | .000 | 0-0 | .000 | 2-2 | 1.000 | 1 | 0 | 1 | 1.0 | 1 | 0 | 0 | 0 | 2 1.2 |
| at Oregon St. | 12/05/2021 | | 01:01 | 0-1 | .000 | 0-1 | .000 | 0-0 | .000 | 0 | 1 | 1 | 1.0 | 0 | 0 | 0 | 0 | 0 1.0 |
| Wyoming | 12/08/2021 | | 03:10 | 0-0 | .000 | 0-0 | .000 | 0-0 | .000 | 0 | 1 | 1 | 1.0 | 0 | 0 | 0 | 0 | 1 0.9 |
| Northern Colo. | 12/15/2021 | | 01:33 | 0-1 | .000 | 0-1 | .000 | 0-0 | .000 | 0 | 1 | 1 | 1.0 | 0 | 0 | 0 | 0 | 0 0.8 |
| at Stanford | 01/20/2022 | | 01:03 | 0-0 | .000 | 0-0 | .000 | 0-0 | .000 | 0 | 0 | 0 | 0.9 | 0 | 0 | 1 | 0 | 0 0.7 |
| at California | 01/23/2022 | | 02:13 | 0-1 | .000 | 0-0 | .000 | 0-0 | .000 | 1 | 0 | 1 | 0.9 | 0 | 0 | 0 | 0 | 0 0.6 |
| at Arizona St. | 02/07/2022 | | 00:36 | 0-0 | .000 | 0-0 | .000 | 0-0 | .000 | 0 | 0 | 0 | 0.8 | 0 | 0 | 0 | 0 | 0 0.5 |
| Totals | | | 0 24:52 | 1-5 | .200 | 0-3 | .000 | 4-6 | .667 | 3 | 6 | 9 | 0.8 | 1 | 0 | 1 | 0 | 2 6 0.5 |

CAREER STATS

| | | | Field Goals | | | 3-Point | | F-Throws | | Rebounds | | Scoring | | | | | | | | | | |
|---------|------|-------|-------------|-----|--------|---------|----------|----------|--------|----------|-----|---------|-----|-----|-----|----|---|----|-----|-----|-----|-----|
| SEASON | TEAM | GP-GS | MIN | AVG | FG-FGA | FG% | 3FG-3FGA | 3FG% | FT-FTA | FT% | OFF | DEF | TOT | AVG | PF | FO | A | TO | BLK | STL | PTS | AVG |
| 2019-20 | UA | 2-0 | 2/1.2 | 0-0 | .000 | 0-0 | .000 | 0-0 | .000 | 0-0 | 0 | 1 | 1 | 0.5 | 2-0 | 0 | 1 | 0 | 0 | 0 | 0 | 0.0 |
| 2020-21 | UA | 2-0 | 4/2.0 | 1-3 | .333 | 1-2 | .500 | 0-0 | .000 | 1 | 0 | 1 | 0.5 | 0-0 | 0 | 0 | 1 | 0 | 0 | 3 | 1.5 | |
| 2021-22 | UA | 11-0 | 25/2.3 | 1-5 | .200 | 0-3 | .000 | 4-6 | .667 | 3 | 6 | 9 | 0.8 | 1-0 | 0 | 1 | 0 | 2 | 6 | 0.5 | | |
| TOTAL | | 15-0 | 31/2.1 | 2-8 | .250 | 1-5 | .200 | 4-6 | .667 | 4 | 7 | 11 | 0.7 | 3-0 | 0 | 2 | 1 | 2 | 9 | 0.6 | | |

Single Game Highs

| Statistic | Value |
|--------------|---|
| Points | 3 vs Northern Ariz. 12/07/20 |
| Rebounds | 2 vs Northern Ariz. 11/09/21, vs North Dakota St. 11/16/21 |
| Steals | 1 vs UTRGV 11/12/21, vs Wyoming 12/08/21 |
| Blocks | 1 vs Northern Ariz. 12/07/20 |
| FG Made | 1 vs Northern Ariz. 12/07/20, vs Michigan 11/21/21 |
| FG Attempts | 2 vs Northern Ariz. 12/07/20 |
| 3FG Made | 1 vs Northern Ariz. 12/07/20 |
| 3FG Attempts | 2 vs Northern Ariz. 12/07/20 |
| FT Made | 2 vs Sacramento St. 11/27/21 |
| FT Attempts | 2 vs Northern Ariz. 11/09/21, vs UTRGV 11/12/21, vs Sacramento St. 11/27/21 |

#53 • GRANT WEITMAN

Freshman

Guard • 6-4 • 205

Tucson, Arizona • Salpointe HS

2021-22 SEASON NOTES

- Grabbed a rebound against NAU (11/9) and UTRGV (11/12)

2021-22 GAME-BY-GAME

| Opponent | Date | GS | MIN | FG-FGA | PCT | 3-Point 3FG-3FGA | PCT | Free throws FT-FTA | PCT | Rebounds OFF DEF TOT | PF | A | TO | BLK | STL | PTS | AVG | | |
|------------------|------------|----|---------|--------|------|---------------------|------|-----------------------|------|-------------------------|----|---|-----|-----|-----|-----|-----|-----|-----|
| Northern Ariz. | 11/09/2021 | | 02:25 | 0-0 | .000 | 0-0 | .000 | 0-0 | .000 | 0 | 1 | 1 | 1.0 | 1 | 0 | 0 | 0 | 0.0 | |
| UTRGV | 11/12/2021 | | 02:48 | 0-1 | .000 | 0-1 | .000 | 0-0 | .000 | 0 | 1 | 1 | 1.0 | 0 | 1 | 0 | 0 | 0.0 | |
| North Dakota St. | 11/16/2021 | | 03:23 | 0-0 | .000 | 0-0 | .000 | 0-0 | .000 | 0 | 0 | 0 | 0.7 | 0 | 0 | 0 | 0 | 0.0 | |
| vs Michigan | 11/21/2021 | | 01:28 | 0-0 | .000 | 0-0 | .000 | 0-0 | .000 | 0 | 0 | 0 | 0.5 | 0 | 0 | 0 | 0 | 0.0 | |
| Sacramento St. | 11/27/2021 | | 02:08 | 0-0 | .000 | 0-0 | .000 | 0-0 | .000 | 0 | 0 | 0 | 0.4 | 0 | 0 | 0 | 0 | 0.0 | |
| at Oregon St. | 12/05/2021 | | 01:01 | 0-1 | .000 | 0-1 | .000 | 0-0 | .000 | 0 | 0 | 0 | 0.3 | 1 | 0 | 0 | 0 | 0.0 | |
| Wyoming | 12/08/2021 | | 00:49 | 0-0 | .000 | 0-0 | .000 | 0-0 | .000 | 0 | 0 | 0 | 0.3 | 0 | 0 | 0 | 0 | 0.0 | |
| Northern Colo. | 12/15/2021 | | 01:33 | 0-0 | .000 | 0-0 | .000 | 0-0 | .000 | 0 | 0 | 0 | 0.3 | 0 | 0 | 0 | 0 | 0.0 | |
| Colorado | 01/13/2022 | | 00:59 | 0-0 | .000 | 0-0 | .000 | 0-0 | .000 | 0 | 0 | 0 | 0.2 | 0 | 0 | 0 | 0 | 0.0 | |
| at Stanford | 01/20/2022 | | 01:03 | 0-0 | .000 | 0-0 | .000 | 0-0 | .000 | 0 | 0 | 0 | 0.2 | 0 | 0 | 0 | 0 | 0.0 | |
| at California | 01/23/2022 | | 02:13 | 0-0 | .000 | 0-0 | .000 | 0-0 | .000 | 0 | 0 | 0 | 0.2 | 0 | 0 | 0 | 0 | 0.0 | |
| at Arizona St. | 02/07/2022 | | 00:36 | 0-0 | .000 | 0-0 | .000 | 0-0 | .000 | 0 | 0 | 0 | 0.2 | 0 | 0 | 0 | 0 | 0.0 | |
| Totals | | | 0 20:25 | 0-2 | .000 | 0-2 | .000 | 0-0 | .000 | 0 | 2 | 2 | 0.2 | 2 | 0 | 1 | 0 | 0 | 0.0 |

CAREER STATS

| | | Field Goals | | | | 3-Point | | F-Throws | | Rebounds | | | | | | | | Scoring | | | | |
|---------|------|-------------|-----|-----|--------|---------|----------|----------|--------|----------|-----|-----|-----|-----|-----|----|---|---------|-----|-----|-----|-----|
| SEASON | TEAM | GP-GS | MIN | AVG | FG-FGA | FG% | 3FG-3FGA | 3FG% | FT-FTA | FT% | OFF | DEF | TOT | AVG | PF | FO | A | TO | BLK | STL | PTS | AVG |
| 2020-21 | UA | 5-0 | 8 | 1.6 | 0-0 | .000 | 0-0 | .000 | 0-0 | .000 | 0 | 1 | 1 | 0.2 | 0-0 | 0 | 0 | 0 | 0 | 0 | 0 | 0.0 |
| 2021-22 | UA | 12-0 | 20 | 1.7 | 0-2 | .000 | 0-2 | .000 | 0-0 | .000 | 0 | 2 | 2 | 0.2 | 2-0 | 0 | 1 | 0 | 0 | 0 | 0 | 0.0 |
| TOTAL | | 17-0 | 29 | 1.7 | 0-2 | .000 | 0-2 | .000 | 0-0 | .000 | 0 | 3 | 3 | 0.2 | 2-0 | 0 | 1 | 0 | 0 | 0 | 0 | 0.0 |

#20 • TAUTVILAS TUBELIS

(TOTE-VEE-LUS TWO-BELL-US)

Sophomore

Forward • 6-7 • 220

Vilnius, Lithuania

2021-22 SEASON NOTES

- Converted a layup against #4 Michigan (11/21)
- Made his first career field goal against NDSU (11/16)

2021-22 GAME-BY-GAME

| Opponent | Date | GS | MIN | Total FG-FGA | PCT | 3FG-3FGA | PCT | Free throws FT-FTA | PCT | Rebounds OFF DEF TOT | AVG | PF | A | TO | BLK | STL | PTS | AVG |
|------------------|------------|----|----------------|-----------------|-------------|------------|-------------|-----------------------|-------------|-------------------------|----------|----------|----------|----------|----------|----------|----------|----------|
| Northern Ariz. | 11/09/2021 | | 02:25 | 0-0 | .000 | 0-0 | .000 | 0-0 | .000 | 0 | 0 | 0 | 0 | 0 | 0 | 0 | 0 | 0.0 |
| UTRGV | 11/12/2021 | | 02:54 | 0-0 | .000 | 0-0 | .000 | 0-0 | .000 | 0 | 0 | 0 | 0 | 0 | 0 | 0 | 0 | 0.0 |
| North Dakota St. | 11/16/2021 | | 03:23 | 1-2 | .500 | 0-1 | .000 | 0-1 | .000 | 0 | 0 | 0 | 0 | 0 | 0 | 1 | 0 | 2 |
| vs Michigan | 11/21/2021 | | 01:28 | 1-1 | 1.000 | 0-0 | .000 | 0-0 | .000 | 0 | 0 | 0 | 0 | 0 | 0 | 0 | 0 | 2 |
| Sacramento St. | 11/27/2021 | | 02:08 | 0-1 | .000 | 0-0 | .000 | 0-0 | .000 | 0 | 0 | 0 | 0 | 0 | 0 | 1 | 0 | 0 |
| at Oregon St. | 12/05/2021 | | 01:01 | 0-0 | .000 | 0-0 | .000 | 0-0 | .000 | 0 | 0 | 0 | 0 | 0 | 0 | 0 | 0 | 0 |
| Wyoming | 12/08/2021 | | 00:49 | 0-0 | .000 | 0-0 | .000 | 0-0 | .000 | 0 | 0 | 0 | 0 | 0 | 0 | 0 | 0 | 0 |
| Northern Colo. | 12/15/2021 | | 01:33 | 0-0 | .000 | 0-0 | .000 | 0-0 | .000 | 0 | 0 | 0 | 0 | 0 | 0 | 0 | 0 | 0 |
| Colorado | 01/13/2022 | | 00:59 | 0-0 | .000 | 0-0 | .000 | 0-0 | .000 | 0 | 0 | 0 | 0 | 0 | 0 | 0 | 0 | 0 |
| at Arizona St. | 02/07/2022 | | 00:53 | 0-0 | .000 | 0-0 | .000 | 0-0 | .000 | 0 | 0 | 0 | 0 | 0 | 0 | 0 | 0 | 0 |
| Totals | | | 0 17:33 | 2-4 | .500 | 0-1 | .000 | 0-1 | .000 | 0 | 0 | 0 | 0 | 0 | 0 | 1 | 0 | 4 |

CAREER STATS

| SEASON TEAM | GP-GS | MIN | AVG | Field Goals FG-FGA | FG% | 3FG-3FGA | 3FG% | F-Throws FT-FTA | FT% | Rebounds OFF DEF TOT | AVG | PF | FO | A | TO | BLK | STL | PTS | AVG |
|--------------|-------------|---------------|------------|-----------------------|------------|-------------|------------|--------------------|----------|-------------------------|----------|------------|------------|----------|----------|----------|----------|----------|------------|
| 2020-21 UA | 5-0 | 9/1.8 | 0-2 | .000 | 0-2 | .000 | 1-2 | .500 | 0 | 1 | 1 | 0.2 | 1-0 | 0 | 0 | 0 | 0 | 1 | 0.2 |
| 2021-22 UA | 10-0 | 18/1.8 | 2-4 | .500 | 0-1 | .000 | 0-1 | .000 | 0 | 0 | 0 | 0.0 | 1-0 | 0 | 3 | 0 | 0 | 4 | 0.4 |
| TOTAL | 15-0 | 27/1.8 | 2-6 | .333 | 0-3 | .000 | 1-3 | .333 | 0 | 1 | 1 | 0.1 | 2-0 | 0 | 3 | 0 | 0 | 5 | 0.3 |

Single Game Highs

| Statistic | Value |
|--------------|---|
| Points | 2 vs North Dakota St. 11/16/21, vs Michigan 11/21/21 |
| Rebounds | 1 vs CSU Bakersfield 12/09/20 |
| FG Made | 1 vs North Dakota St. 11/16/21, vs Michigan 11/21/21 |
| FG Attempts | 2 vs North Dakota St. 11/16/21 |
| 3FG Attempts | 1 vs CSU Bakersfield 12/09/20, at Oregon St. 01/14/21, vs North Dakota St. 11/16/21 |
| FT Made | 1 vs Northern Ariz. 12/07/20 |
| FT Attempts | 2 vs Northern Ariz. 12/07/20 |

#44 • BEN ACKERLEY

Freshman

Guard • 6-1 • 170

Seattle, Washington • Eastside Prep

2021-22 SEASON NOTES

- Drilled a 40-foot 3-pointer in the exhibition game against Eastern New Mexico

2021-22 GAME-BY-GAMECAREER STATS

#22 • ADDISON ARNOLD

Freshman

Guard • 6-3 • 185

Simi Valley, California • Royal HS

2021-22 SEASON NOTES2021-22 GAME-BY-GAMECAREER STATS

#51 • WILL MENAUGH ("MEN-AWE")

Freshman

Forward • 6-10 • 245

Tucson, Arizona • Catalina Foothills

2021-22 SEASON NOTES2021-22 GAME-BY-GAMECAREER STATS



ARIZONA BASKETBALL™


2021-22 ROSTER



0
Benedict Mathurin
 6-6 • 195 • G/F
 Sophomore
 Montreal, Canada
 IG: @realbm11



1
Shane Nowell
 6-5 • 190 • G
 Freshman
 Seattle, Wash.
 IG: @_shanenowell_



2
Adama Bal
 6-6 • 180 • G
 Freshman
 Le Mans, France
 IG: @adamabal_7



3
Pelle Larsson
 6-5 • 215 • G
 Sophomore
 Nacka, Sweden
 IG: @pellelarsson_



4
Dalen Terry
 6-7 • 195 • G
 Sophomore
 Phoenix, Ariz.
 IG: @dalenn



5
Justin Kier
 6-4 • 190 • G
 6th Year
 Grottoes, Va.
 IG: @justinkier



10
Azuolas Tubelis
 6-11 • 245 • F
 Sophomore
 Vilnius, Lithuania
 IG: @azuolaz



11
Oumar Ballo
 7-0 • 260 • C
 R-Sophomore
 Koulikoro, Mali
 IG: @oumarballo11



20
Tautvilas Tubelis
 6-7 • 225 • F
 Sophomore
 Vilnius, Lithuania
 IG: @tautvilas_



22
Addison Arnold
 6-3 • 180 • G
 Freshman
 Simi Valley, Calif.
 IG: @addisonarnold_



24
Kim Aiken Jr.
 6-7 • 215 • F
 R-Junior
 Redlands, Calif.
 IG: @kimaikenjr



25
Kerr Kriisa
 6-3 • 180 • G
 Sophomore
 Tartu, Estonia
 IG: @kkriisa



35
Christian Koloko
 7-1 • 225 • C
 Junior
 Douala, Cameroon
 IG: @cjkoloko



44
Ben Ackerley
 6-1 • 165 • G
 1st Year
 Seattle, Wash.
 IG: @ben_ack



50
Jordan Mains
 6-6 • 200 • F
 Junior
 Scottsdale, Ariz.
 IG: @jordan_mains



51
Will Menaugh
 6-10 • 245 • F
 Freshman
 Tucson, Ariz.
 IG: @wtmenaugh



53
Grant Weitman
 6-4 • 205 • G
 Sophomore
 Tucson, Ariz.
 IG: @grantweitman



55
Will Reeves
 6-3 • 175 • G
 Freshman
 Spokane, Wash.
 IG: @will._reeves



Tommy Lloyd
 Head Coach
 1st year at UA
 21st year coaching
 (Whitman '97)



Jack Murphy
 Associate Head Coach
 3rd Year at UA
 24th year coaching
 (Arizona '02)



Steve Robinson
 Assistant Coach
 1st Year at UA
 32nd year coaching
 (Radford '81)



Riccardo Fois
 Assistant Coach
 1st year at UA
 10th year coaching
 (Pepperdine '08)



TJ Benson
 Special Assistant
 to the Head Coach/
 Recruiting
 Coordinator
 (Weber State '08)



Jason Gardner
 Director of Player
 Relations
 (Arizona '11)



Ken Nakagawa
 Director of
 Advanced Scouting
 (Long Beach State '14)



Rem Bakamus
 Director of
 Student-Athlete
 Development
 (Gonzaga '17)



Ryan Andreson
 Graduate Assistant
 (Arizona '16)



Justin Kokoskie
 Athletic Trainer
 (Pittsburgh '00)



Chris Rounds
 Strength &
 Conditioning Coach
 (Buffalo '97)



Nick Colosimo
 Director of
 Branding for
 Men's and Women's
 Basketball
 (Cincinnati '19)