

**TOGETHER WE  
BEAR DOWN** 



**B A S E B A L L**

**2020-21**

**ARIZONA WILDCATS BASEBALL**

**MEDIA GUIDE**





# ARIZONA BASEBALL™



[ArizonaWildcats.com](http://ArizonaWildcats.com)



[@ArizonaBaseball](https://twitter.com/ArizonaBaseball)



[@arizonabaseball](https://www.instagram.com/arizonabaseball)



[/ArizonaBaseball](https://www.facebook.com/ArizonaBaseball)

QUICK FACTS

The University of Arizona

Founded..... 1885  
 Enrollment..... 46,932  
 Colors..... Cardinal and Navy  
 Nickname..... Wildcats  
 Affiliation..... NCAA Division I  
 Conference..... Pac-12  
 President..... Dr. Robert C. Robbins  
 Director of Athletics..... Dave Heeke  
 Athletic Dept. Phone..... 520-621-4622  
 Website..... www.arizona.edu  
 Athletics Website..... www.arizonawildcats.com  
 Athletics Ticket Office..... 520-621-2287

Arizona Baseball History

First Season..... 1904  
 All-Time Record..... 2,871-1,561-22  
 All-Time Pac-12 Record..... 550-611  
 National Championships..... 4 (2012, 1986, 1980, 1976)  
 College World Series Appearances..... 17 (last in 2016)  
 NCAA Postseason Appearances..... 39 (last in 2017)  
 Pac-12 Titles..... 4 (last in 2012)  
 All-Americans..... 105  
 All-Pac-12 Players..... 109  
 MLB Draft Picks..... 266  
 MLB Players..... 84

Coaching Staff

**Head Coach**..... *Jay Johnson*  
 Alma Mater/Year..... Point Loma Nazarene/2001  
 Year at Arizona..... 6th  
 Year as Head Coach..... 9th  
 Division I Record..... 235-138  
 Record at Arizona..... 163-96  
**Associate Head Coach**..... *Nate Yeskie*  
 Alma Mater..... UNLV  
 Year at Arizona..... 2nd  
**Assistant Coach**..... *Dave Lawn*  
 Alma Mater..... San Francisco State  
 Year at Arizona..... 6th  
**Volunteer Assistant Coach**..... *Marc Wanaka*  
 Alma Mater..... Trinity College & University  
 Year at Arizona..... 6th  
**Director of Baseball Operations**..... *Tyler Nordgren*  
 Alma Mater..... Point Loma Nazarene  
 Year at Arizona..... 1st

Baseball Information and Support Staff

Stadium..... Hi Corbett Field (9,500)  
 Press Box Number..... 520-621-4440  
 Baseball Office Number..... 520-621-4102  
 Baseball Office Fax..... 520-621-5793  
 Strength and Conditioning Coach..... Jim Krumpos  
 Athletic Trainer..... Isaac Trujillo  
 Equipment Manager..... Wendell Neal  
 Academic Counselor..... Jennifer Mewes  
 Undergraduate Manager..... Cameron Ming  
 Graduate Manager..... Cameron LeBlanc

Communication Services

Director, Communication Services..... Matt Ensor  
 Baseball Contact..... Brett Gleason  
 Cell Phone..... 509-339-5979  
 Email..... brettgleason@email.arizona.edu  
 Comm. Services Phone..... 520-621-4163  
 Comm. Services Fax..... 520-621-2681  
 Official Athletics Website..... www.ArizonaWildcats.com  
 Office Mailing Address:

Athletics Communication Services  
 McKale Center, Room 106  
 Tucson, AZ 85721-0096

TABLE OF CONTENTS

2021 Arizona Wildcats

Coaching Staff..... 5-13  
 2021 Wildcats Roster..... 14  
 Student-Athlete Bios..... 15-46  
     Returners..... 15-41  
     Newcomers..... 42-46

2020 Season Review

Pac-12 Review..... 48-49  
 Arizona Batting/Pitching/Fielding..... 50-51  
 Month-by-Month Batting/Pitching..... 52-53  
 Home/Road/Neutral Stats..... 54-55  
 Schedule/Results..... 57  
 Statistical Summary..... 58  
 Game-by-Game Stats..... 59-60

Pac-12 Conference

Opponents Overviews..... 62-66

History & Records

Career Batting/Pitching Records..... 68-69  
 Single-Season Batting/Pitching Records..... 70-71  
 All-Time Batting Records..... 72-73  
 All-Time Pitching Records..... 74-75  
 Single-Season Team Records..... 76  
 Single-Game Team Batting/Pitching Records..... 77  
 Year-by-Year Team Stats..... 78  
 Year-by-Year Individual Leaders..... 79-80  
 Honors and Awards..... 81-84  
 Arizona National Stat Leaders..... 85  
 All-Time Letterwinners..... 86-90  
 Arizona MLB Players..... 91-92  
 MLB Draft History..... 93-94  
 National Championship Teams..... 95-99  
 College World Series History..... 100  
 Year-by-Year Results..... 101-118  
 Year-by-Year Records..... 119  
 All-Time Coaching Records..... 120  
 Records vs. Opponents..... 121  
 Arizona Postseason History..... 122

Hi Corbett Field

Quick Facts and History..... 124-125

**CREDITS:** The 2021 University of Arizona baseball record book was produced to aid in coverage of the Arizona baseball program and is a product of the University of Arizona Communications Services Office. The guide was written, designed, and edited by Brett Gleason, with editorial assistance from Daniel Berk, Adam Gonzales, Blair Willis, and Danny Martinez. The University of Arizona is an equal opportunity institution committed to a policy of affirmative action.

# 2021 WILDCATS





## JAY JOHNSON • HEAD COACH

**ALMA MATER:** Point Loma Nazarene (2001)

**YEAR AT ARIZONA:** 6th

Jay Johnson was hired as the University of Arizona's 16th head baseball coach in program history on June 8, 2015. The 2021 season will be Johnson's sixth leading the Wildcats.

In five seasons as the Wildcats' head coach, Johnson has amassed a 163-96 record, and is the first coach in school history to have led his team to the NCAA Tournament in each of his first two seasons as head coach. He has led his Wildcat teams to at least 30 wins in all four full seasons with Arizona and in all six of his full seasons as a Division I head coach. Since Johnson was hired by Arizona in 2016, only two other Pac-12 programs have logged 30+ wins every full season: Oregon State and Stanford. He is the only active Pac-12 head coach to have logged 30+ wins in each of his first six full seasons as a DI head coach. The program's 163 wins are the third-most in the Pac-12 since 2016.

Since Johnson's arrival, Arizona has produced 15 All-Pac-12 first-team selections and 28 Major League Baseball draft picks. Arizona had a program-record six players drafted in the first 10 rounds of the 2018 MLB Draft and has produced 16 top-10 round picks during his time in Tucson.

### 2016 SEASON

When he arrived in 2016, Johnson wasted no time building on to the tradition of Arizona baseball. In his first season at the helm of the Wildcats, Johnson led the team to a 49-24 record and an appearance in the College World Series Finals.

The 49 wins for the Wildcats were the second-most in school history. In that 2016 season, the Wildcats were Lafayette Regional Champions as well as Starkville Super Regional Champions. Arizona then advanced to the finals of the College World Series, staying off elimination three separate times in Omaha. The appearance in Omaha marked Arizona's 17th appearance in the College World Series.

Arizona finished the season ranked No. 2 in all five major Top 25 polls after being picked to finish 9th in the Pac-12 preseason coaches poll. For his efforts, Johnson was named the ABCA West Region Coach of the Year at the completion of the season.

In 2016, the Wildcats had five first-team All-Pac-12 selections in Ryan Aguilar, Nathan Bannister, Bobby Dalbec, Zach Gibbons and Cody Ramer. Starting pitcher JC Cloney was selected as an honorable mention pick. Bannister, Gibbons and Ramer all received All-American honors as well, both from the ABCA and Collegiate Baseball/Louisville Slugger. Perfect Game named Dalbec an honorable mention All-American as a relief pitcher.

Johnson's philosophy of putting pressure on the opposition's defense translated beautifully to the Pac-12. The Wildcats had 81 sacrifice hits, establishing a new program record. Additionally, Gibbons, Ramer and Aguilar all hit over .300 with Gibbons leading the way at a robust .385. Gibbons flourished under the director of Johnson. With 107 hits as a senior, Gibbons finished with 291 for his career and now sits in fourth-place all-time at Arizona. His 107 hits last season were the second-most in a single-season by a Wildcat.

Ramer was close behind, finishing with 105 hits and is tied with Terry Francona for the fourth-most hits in a single season. The two became just the second set of Arizona teammates to each record more than 100 hits in a season, joining Clark Crist and Francona, who each went over the century mark in 1979.

On the mound, Arizona had one of its finest seasons ever. The Wildcats established a new single-season record for saves with 18, topping the previous high of 16, set four times prior. The Cats also had 508 strikeouts as a staff, which is the sixth-most in program history for a single season. Arizona posted a team ERA of 3.18, the lowest by an Arizona team since 1974.

The Tucson faithful responded to Johnson and the team's success the Wildcats experienced during the season. The Wildcats drew an average of 3,043 fans to games in 2016, leading both the Pac-12 and all West Coast Schools. Nationally, the Wildcats ranked 19th.

## 2017 SEASON

In his second season, Johnson experienced more success and continued fan support from Wildcat fans. For the second straight year, Arizona led all Pac-12 and West Coast schools in attendance, averaging 3,351 fans per game. Arizona ranked 16th nationally in attendance.

The 2017 squad went 38-21 and advanced to the Lubbock Regional, hosted by Texas Tech. The Wildcats were ranked in the Top 25 all season long, and were one of the top offensive teams in the country. Arizona led the Pac-12 in batting average (.308), doubles (133), hits (633), on base percentage (.403), runs (453), scoring (7.7 runs per game) and slugging percentage (.442).

Junior JJ Matijevic won the Pac-12 batting title and was named to five different All-American teams. Matijevic also tied the school record with 30 doubles in a season. Matijevic teamed with Jared Oliva to combine for the most doubles ever in a single season by a pair of Arizona teammates (55). Matijevic was one of five All-Pac-12 selections in Johnson's second year, joining Oliva, Cloney, Alfonso Rivas and Cesar Salazar. Oliva and Rivas also earned All-American honors.

Matijevic became Johnson's highest draft pick at Arizona, when he was selected by the Houston Astros with the 75th pick in the Major League Baseball Draft.

## 2018 SEASON

In Johnson's third season, Arizona went 34-22 and 23-6 at Hi Corbett Field. Under Johnson's leadership, Arizona has gone 70-20 at home in three seasons, never losing more than seven games in a season.

Arizona had six players – Alfonso Rivas, Cody Deason, Michael Flynn, Cesar Salazar, Tylor Megill and Cal Stevenson – drafted in the top 10 rounds of June's Major League Baseball Draft. Two more players, Travis Moniot and Ryan Haug, were drafted the following days to give Arizona eight players drafted, which is the most for a Johnson-led team at Arizona. Rivas, Salazar and sophomore third baseman Nick Quintana earned All-Pac-12 first-team honors. It marked the second selection to the All-Pac-12 team for Rivas and Salazar.

## 2019 SEASON

Johnson's fourth season in 2019 produced one of the highest-scoring offenses in the nation, a fourth-straight winning season, and a winning conference record. Arizona ended the 2019 campaign with a 32-24 record and a 15-14 mark in Pac-12 play. The club finished the year on a 10-game win streak and came away victorious in 13 of their last 14 games.

The Wildcats offense averaged 9.8 runs per game, the second-best mark in the nation and the best mark posted by an Arizona team since the 1975 team averaged 10.07. Arizona finished the year ranked second in the nation in slugging percentage and on-base percentage and third in batting average.

Infielders Nick Quintana and Cameron Cannon were both selected to the Pac-12 All-Conference team and earned All-American nods, while catcher Austin Wells earned the first Pac-12 Freshman of the Year award in program history. Wells and infielder Dayton Dooney were both honored with Freshmen All-American recognition, marking the first time the Wildcats had two Freshmen All-Americans since 2009.

The year wrapped up with six players hearing their names called in the 2019 MLB Draft. Quintana and Cannon were both taken within the first 50 picks, while outfielder Matt Fraizer and left-handed pitcher Avery Weems joined them in being taken in the first 10 rounds. Left-handers Andrew Nardi and Randy Labaut were both taken on day three, giving Johnson 26 draft picks in just four seasons in Tucson.

## 2020 SEASON

Johnson and the Wildcats produced a 10-5 record during the 2020 season before the campaign was cut short due to the COVID-19

## JAY JOHNSON COACHING HIGHLIGHTS

- Directed Arizona to a 49-24 record in his first season at the school and an appearance in the College World Series Finals
- First coach in Arizona history to lead team to NCAA Tournament in each of his first two seasons
- Became the 5th coach ever and first since 1994 to lead a team to the College World Series Finals in his first year at that school
- 2016 ABCA West Region Coach of the Year
- Coached 28 Arizona players selected in the 2016, 2017, 2018, 2019, and 2020 Major League Baseball Drafts
- Led Arizona to 49 wins in his first season, the second-most in program history
- Nine players – Cody Ramer, Nathan Bannister, Zach Gibbons, JJ Matijevic, Alfonso Rivas, Jared Oliva, Nick Quintana, Cameron Cannon, and Austin Wells – have earned All-America honors under Johnson in his five seasons at Arizona
- Led Nevada to 72-42 record in two seasons
- 2015 Mountain West Coach of the Year
- Led Nevada to 41 wins in 2015 (second-most in program history).
- Won school's first-ever Mountain West Conference championship in 2015.
- Wolf Pack players won the league's Player of the Year, Pitcher of the Year & Freshman of Year accolades in 2015.
- Two players garnered All-America honors and a third was named a freshman All-American in 2015.
- Nevada finished 2015 top-five nationally in batting and scoring.
- Wolf Pack drew first-ever home sellout in 2015.
- Helped USD make six postseason trips from 2006-13.
- Coached 2013 Dick Howser Award Winner Kris Bryant, the No. 2 overall selection in the 2013 draft and a current rising star for the Chicago Cubs.
- Helped sign No. 1 recruiting class in 2008 and No. 2 class in 2010 at San Diego (Baseball America).
- Led PLNU to a 37-14 record as head coach in 2005. Previously worked as an assistant and led program to NAIA World Series in 2004.

pandemic that halted all collegiate athletic events. The college baseball season was canceled before Arizona reached conference play.

In their shortened season, Arizona again showed signs of offensive dominance: The Wildcats scored 10+ runs on six occasions and ranked among the top three teams in the Pac-12 Conference in on-base percentage (1st, .417), doubles (T-1st, 30), walks (T-1st, 97), batting average (2nd, .288), slugging percentage (2nd, .437), runs scored (2nd, 113), RBI (2nd, 106), home runs (2nd, 12), total bases (2nd, 217), hits (T-3rd, 143), and triples (T-3rd, 4).

## BEFORE ARIZONA

In two seasons at Nevada, Johnson guided the Wolf Pack to a 72-42 record. In 2015, Nevada posted a 41-15 record and captured the school's first-ever Mountain West title with a 22-6 mark in league play. The Wolf Pack was ranked in the top 25 for much of the season and totaled a 13-1 record in series of at least three games. The 41 overall wins ranked second in program history.

The breakthrough campaign in 2015 garnered numerous postseason honors for Johnson and his players. Johnson was named Mountain West Coach of the Year, Trenton Brooks was named MWC Tony Gwynn Player of the Year, Christian Stolo was named MW Pitcher of the Year, Cal Stevenson was named MWC Co-Freshman of the Year and six other student-athletes were named to the 2015 All-Mountain West team. Additionally, Louisville Slugger named Austin Byler and junior Ryan Howell third-team All-Americans, while Stevenson was named to the freshman All-America team.

Under Johnson's exciting and competitive brand of baseball, fan support quickly grew for the Wolf Pack program, including the first sell out in program history on April 26. The 2015 club averaged 8.0 runs per game and batted .317 – both figures that ranked in the top five nationally. The pitching staff ranked second in the Mountain West in earned run average.

Before his stint at Nevada, Johnson was the associate head coach at the University of San Diego from 2006-13. Previously, he coached at Point Loma Nazarene, serving as an assistant from 2002-04. He then took over the program as the head coach in 2005 and led the Sea Lions to a 37-16 record.

While at San Diego, Johnson helped the Toreros make six trips to NCAA postseason (2006-08, '10, 2012-13) and capture four West Coast Conference titles in 2007, '08, '10 and '13. He coached the 2013 Dick Howser Award winner, which honors the college baseball player of the year, in third baseman Kris Bryant. Bryant, a native of Las Vegas, was the No. 2 overall selection in the 2013 MLB Draft by the Chicago Cubs.

Johnson served as USD's hitting coach and recruiting coordinator. He helped recruit USD's 2008 class, which was ranked number one in the nation by Baseball America. The Toreros 2010 recruiting class was ranked second in the nation. In six of eight seasons, the Toreros ranked first in the WCC in overall team hitting.

In 2007 and '08, the Toreros posted back-to-back 40-win seasons including a school record 44 in 2008. The 2012 squad recorded the third 40-win season in school history.

In his time at Point Loma Nazarene, Johnson led the Sea Lions to a No. 6 NAIA ranking and a 37-16 record in 2005. While an assistant in 2004, the team won a school-record 47 games and finished third at the NAIA World Series.

Johnson earned a degree in physical education at Point Loma Nazarene in 2001 and later acquired a master's degree in physical education at Azusa Pacific University.

## JAY JOHNSON YEAR-BY-YEAR HEAD COACHING RECORD

Year	School (Conf.)	Record	Conf. Record	Postseason
2005	Point Loma (GSAC)	37-14 (.725)	20-8 (.714)	NAIA Region II Playoffs
2014	Nevada (Mountain West)	31-27 (.534)	15-15 (.500)	None
2015	Nevada (Mountain West)	41-15 (.731)	22-7 (.759)	None
2016	Arizona (Pac-12)	49-24 (.671)	17-15 (.531)	College World Series
2017	Arizona (Pac-12)	38-21 (.644)	16-14 (.533)	Lubbock Regional
2018	Arizona (Pac-12)	34-22 (.607)	14-16 (.467)	None
2019	Arizona (Pac-12)	32-24 (.571)	15-14 (.517)	None
2020*	Arizona (Pac-12)	10-5 (.667)	0-0 (.000)	None
<b>TOTAL (8 seasons)</b>		<b>272-152 (.642)</b>	<b>119-89 (.572)</b>	
<b>TOTAL (Division I, 6 seasons)</b>		<b>235-138 (.630)</b>	<b>99-81 (.550)</b>	
<b>TOTAL (Arizona, 4 seasons)</b>		<b>163-96 (.629)</b>	<b>62-59 (.512)</b>	
<b>TOTAL (Nevada, 2 seasons)</b>		<b>72-42 (.632)</b>	<b>37-22 (.627)</b>	

\*2020 season cut short (15 games) due to COVID-19 pandemic.



## NATE YESKIE • ASSOCIATE HEAD COACH

**ALMA MATER:** UNLV

**YEAR AT ARIZONA:** 2nd

Nate Yeskie was introduced as the Wildcats associate head coach on July 23, 2019. He serves as the Wildcats pitching coach. The 2021 season will be Yeskie's second leading the Wildcats pitchers.

During his 15-year coaching career, Yeskie has established himself as one of the premier pitching coaches in the nation. Twice he has been tabbed as the national Pitching Coach of the Year by Collegiate Baseball and in 2017 he was honored as the D1 Baseball Assistant Coach of the Year. Pitchers under his tutelage have earned 14 All-Conference honors, 15 All-America selections, 10 Freshman All-America nods, and much more.

"I couldn't be more excited to add Nate Yeskie to our program as our associate head coach and our pitching coach," head coach Jay Johnson said at the time of his hiring. "Nate is regarded as one of the best and most respected pitching coaches in the country at any level. He will make an instant and major impact improving our current pitching staff. His addition will greatly enhance our ability to recruit some of the top pitchers in the country to Arizona. Nate is an exceptional communicator and teacher; he connects with his players on the highest possible level, which has led to the development of some of the best pitchers and pitching staffs in college baseball. This is a huge day for our program, pushing it to the highest possible level."

### WITH THE WILDCATS

In his first season with Arizona in 2020, the early returns on the pitching improvement were promising before the season was cut short due to the COVID-19 pandemic. Compared to the prior season, the Wildcats pitching staff lowered their ERA from 6.21 to 3.87, raised their K/9 rate from 7.52 to 10.80, improved their opponent batting average from .287 to .212, and dropped their WHIP from 1.75 to 1.30.

Many pitchers thrived under Yeskie's leadership in 2020, perhaps none more than right-handed reliever Vince Vannelle, who went 1-0 with a miniscule 1.35 ERA, two saves, and 20 strikeouts in just 13.1 innings of work. Vannelle and fellow right-hander Preston Price (2.45 ERA) served to anchor the Wildcats bullpen in 2020.

The starting rotation also posted promising early results, going a combined 7-2 with a K/9 rate of 10.33. Southpaw Garrett Irvin, the Wildcats Friday night starter, led the pack with a 4-0 record and added a 3.18 ERA to the mix while holding opposing hitters to a .238 batting average.

### BEFORE ARIZONA

Yeskie spent the previous 11 seasons with Oregon State, where he won an NCAA National Championship in 2018 and was named the D1 Baseball Assistant Coach of the Year in 2017.

During his time at Oregon State from 2009 to 2019, Yeskie helped lead the Beavers to the postseason in 10-of-11 seasons, highlighted by an NCAA National Championship in 2018.

### NATE YESKIE COACHING HIGHLIGHTS

- Helped guide Oregon State to a National Championship in 2018.
- Named the 2017 Assistant Coach of the Year by D1 Baseball.
- Two-time national Pitching Coach of the Year by Collegiate Baseball in 2013 and 2017.
- Has made postseason appearances in 11-of-15 seasons as a coach, including 11 NCAA Regional appearances, four NCAA Super Regional berths, three trips to the College World Series, and one NCAA National Championship.
- Developed 20 pitchers at OSU who combined to earn 14 Pac-10/12 All-Conference honors, 20 All-Conference Honorable Mention nods, three Pac-12 Pitcher of the Year awards, and one Pac-12 Freshman of the Year selection.
- Worked with 13 Beaver pitchers who earned a total of 15 All-American selections and 10 Freshmen All-American honors.
- Produced 32 Major League Baseball draft picks, including 17 taken in the first nine rounds and five who have reached the Major Leagues.
- Oversaw 2017 pitching staff at Oregon State that led the nation and set a school record with a 1.93 ERA. Also led the country that year with a 0.98 WHIP.
- While at OSU, led the conference in ERA three times and never finished lower than fourth. Led the nation in ERA once (2017) and finished in the top 20 six times.
- With UNLV, worked with eight pitchers who earned All-Conference or All-Tournament recognition.
- Helped guide the 2005 Rebels to a 35-29 overall record (23-7 Mountain West, 1st place) and UNLV's third straight NCAA Regional appearance.

Among his many accomplishments in Corvallis, he built and maintained one of the most dominant pitching staffs in the nation. Yeskie's pitchers have led the country once and paced the Pac-12 three times in ERA under his leadership – the 2017 squad's 1.93 ERA topped all NCAA Division I programs and set a new school record. During that same span, Oregon State's ERA was among the top four in the conference every year and ranked among the top 20 in the country six times.

## NATE YESKIE COACHING HISTORY

- **Arizona Associate Head Coach (2019-current)**
- **Oregon State Assistant Coach (2009-2019)**
- **UNLV Assistant Coach (2005-2007)**

Over a decade-plus in Corvallis he developed 20 pitchers who combined to earn 14 Pac-10/12 All-Conference honors, 20 All-Conference Honorable Mention nods, three Pac-12 Pitcher of the Year Awards, and one Pac-12 Freshman of the Year selection. Beaver pitchers under Yeskie earned a slew of national recognitions as well, with 13 different players combining to rake in 15 All-American selections and 10 Freshmen All-America honors.

Yeskie's work with the pitching staff continued to pay off following the conclusion of his player's collegiate careers. While at OSU, he produced 32 Major League Baseball Draft picks, including 17 who were taken within the first nine rounds and five who have already reached the Major Leagues.

Prior to his time in the northwest, Yeskie spent three seasons serving as an assistant coach at his alma mater, UNLV. From 2005-2007 he tutored eight Rebel pitchers who earned either All-Conference or All-Tournament recognition. In 2005, his first season back at the school, UNLV put together a 35-29 overall record (23-7 Mountain West) and made their third consecutive NCAA Regional appearance.

Yeskie played three seasons at UNLV from 1994-1996, culminating in an NCAA Tournament appearance as a junior. During his sophomore campaign in 1995 he set the Rebels single-season record and ranked fifth nationally with 147 strikeouts – he earned First-Team All-Big West and First-Team All-Region honors.

At the end of his career in Las Vegas, Yeskie was selected by the Minnesota Twins in the ninth round of the 1996 MLB Draft. He logged five years in the minor leagues, reaching as high as Double-A New Britain in 1998.

Yeskie is married to his wife, Brittney. The two have one daughter, A.J.



## DAVE LAWN • ASSISTANT COACH

**ALMA MATER:** San Francisco State

**YEAR AT ARIZONA:** 6th

Dave Lawn joined the Arizona baseball program as an assistant coach on July 9, 2015. He serves as the team's defensive coordinator. The 2021 season will be Lawn's sixth campaign with the Wildcats.

Lawn came to Arizona after two seasons on Jay Johnson's staff at Nevada, but is no stranger to the Pac-12 Conference. After beginning his coaching career as a graduate assistant at Nevada in 1988, Lawn went on to spend 10 seasons at California (1991-2000) and seven at USC (2001-07). He boasts a total of 31 years of collegiate coaching experience.

Under Lawn's guidance, 22 players have gone on to play Major League Baseball, including Mark Prior, the 2001 Golden Spikes Award winner from USC. Lawn's teams have thrice earned trips to the College World Series, three times played in the NCAA Super Regionals and seven times earned NCAA Regional berths. Additionally, his clubs have won two Pac-12 Championships, one Big West title and the Mountain West regular season championship this past spring at Nevada.

### WITH THE WILDCATS

Across his first four seasons as the Wildcats pitching coach, Lawn helped produce three All-Conference pitchers in Nathan Bannister (2016), Bobby Dalbec (2016), and JC Cloney (2017). During that same stretch the Cats have had two different pitchers earn Pac-12 Pitcher of the Week honors a total of three times and one All-American pitcher.

Arizona has posted a record of 163-96 with Lawn on staff, and advanced to the 2016 College World Series largely on the back of a spectacular pitching staff performance. The 2016 Cats established a new school record with 18 saves, logged the sixth-most strikeouts in a single season in program history, and posted a stellar 3.18 ERA, the lowest mark at Arizona since 1974.

Since his arrival in Tucson, the Wildcats have had 11 pitchers selected in the Major League Baseball Draft, five of which went within the first 10 rounds.

Prior to the 2020 season, Lawn shifted responsibilities to become the Wildcats defensive coordinator, and worked extensively with Arizona's catcher and first basemen. In 2020, Cats primary catcher Austin Wells posted an impressive 3.51 catcher ERA, down from his mark of 6.53 the season prior. Wells also notched a 1.000 fielding percentage and allowed just one passed ball during the shortened season.

### DAVE LAWN COACHING HISTORY

- Arizona Assistant Coach (2015-present)
- Nevada Assistant Coach (2013-2015)
- Servite High School Head Coach (2007-2011)
- USC Assistant Coach (2001-2007)
- California Pitching Coach/Associate Head Coach (1991-2000)
- Nevada Graduate Assistant (1988)

### DAVE LAWN COACHING HIGHLIGHTS

- 24 seasons as an assistant coach at the Division I level, including 22 seasons in the Pac-10/12
- Seven NCAA Regional appearances, three NCAA Super Regionals, and three College World Series berths
- Coached 22 players who have gone on to play in Major League Baseball
- Developed Mark Prior, the 2001 Golden Spikes Award winner from USC
- Worked with three Pac-10/12 Pitchers of the Year: Mark Prior in 2001, Ian Kennedy in 2006, and Bobby Kahlon in 1994
- Helped coach his teams to two Pac-12 championships, one Big West championship, and one Mountain West regular season championship

## BEFORE ARIZONA

In two seasons at Nevada, Lawn helped guide the Wolf Pack to a 72-42 record. In 2015, Nevada posted a 41-15 record and captured the school's first-ever Mountain West title with a 22-6 mark in league play. The Wolf Pack was ranked in the top 25 for much of the season and totaled a 13-1 record in series of at least three games. The 41 overall wins ranked second in program history.

Under his tutelage, Nevada pitchers claimed numerous high-profile awards in 2015, as Trenton Brooks was named Mountain West Tony Gwynn Player of the Year, Christian Stolo was named the MW Pitcher of the Year, while Cal Stevenson was named MW Co-Freshman of the Year and earned a spot on Louisville Slugger's freshman All-America team.

In Lawn's first season as Nevada's full-time pitching coach, the Wolf Pack posted a 31-win season with a 17-6 record at home and a third place finish in the Mountain West Tournament. Nevada went on six three-game win streaks in 2014, including claiming consecutive victories over San Jose State, Fresno State and New Mexico at the MW Tournament. Five members of the team earned all-conference accolades.

Prior to his return to Nevada, Lawn spent seven seasons at Southern California, serving as the Trojans' pitching coach and recruiting coordinator. He coached two Pac-12 Pitchers of the Year in Prior and Ian Kennedy (Drafted by Yankees in 2006). USC reached the 2001 College World Series, advanced to three Super Regionals and won the Pac-12 championship in 2001 and 2002 during Lawn's tenure. In 2001, USC pitcher Rik Currier set the Pac-12 record for career strikeouts, which would later be broken by Tim Lincecum.

Before arriving in Southern California, Lawn spent 10 years in the Bay Area, serving as California's pitching coach and recruiting coordinator for five seasons before being promoted to associate head coach for the remaining five years. In Lawn's first season with Cal in 1991, the Golden Bears went 37-27 after posting just 18 wins the year prior. The following year, Lawn helped take Cal to the College World Series. One of Lawn's Cal pitchers - LHP Nate Brown - led the nation in strikeouts per nine innings in 1993. In 1994, Cal's Bobby Kahlon was named Pac-12 Pitcher of the Year under Lawn's guidance. Lawn also helped bring a pair of top 30 recruiting classes to Cal, including freshman All-American Xavier Nady, a first round MLB draft pick.

Lawn served as the Director of Athletics at JSerra Catholic High School in San Juan Capistrano, Calif. He also spent four seasons as the head baseball coach at Servite High School in Anaheim, Calif., from 2007-11, where 12 of his players earned Division I scholarships.

Lawn received his Bachelor's degree in political science from San Francisco State in 1987 and pitched one year at UC Santa Barbara before suffering a career-ending arm injury. He was the team captain of the 1986 team at UCSB that won the Pacific Coast Athletic Association championship. He was also drafted twice professionally in 1984 by the Minnesota Twins in the second round and by the Texas Rangers in the third round of the secondary draft.

Dave and his wife Stacey have three children; Mackenzie, Michael, and Matthew.



## MARC WANAKA • VOLUNTEER ASSISTANT COACH

**ALMA MATER:** Trinity College & University

**YEAR AT ARIZONA:** 6th

Marc Wanaka was brought on as a volunteer assistant coach for the Arizona baseball program on July 28, 2015. He joined the Wildcats after spending two seasons at Nevada with current UA head coach Jay Johnson. The 2021 season will be Wanaka's sixth year with the Wildcats.

### WITH THE WILDCATS

Wildcats position players have thrived under the tutelage of Wanaka since his arrival in 2016. Across the last five seasons, Wanaka and the Cats have produced nine All-American position players and 15 MLB Draft picks, nine of which were selected within the first 10 rounds.

His work growing the offense culminated in 2019, when the Wildcats posted one of their best offensive seasons in program history. The 2019 Cats finished the year with the nation's No. 2 ranked scoring offense, averaging 9.8 runs per game. When it was all said and done, Arizona ranked third among all Division I teams with a .326 batting average and placed second nationally with a .533 slugging percentage and a .432 on-base percentage. Infielder Cameron Cannon and Nick Quintana were both selected to the Pac-12 All-Conference team and earned national acclaim with a combined All-America nods. Catcher Austin Wells was tabbed as the Pac-12 Freshman of the Year, while he and teammate Dayton Dooney both earned Freshmen All-America nods from multiple outlets.

The Wildcats offense was again potent during a shortened 2020 season, in which they hit .288 and averaged 7.5 runs per game over a 15-game schedule that was cut short due to the COVID-19 pandemic. Arizona's 2020 offense led the Pac-12 in runs per game, on-base percentage (.417), walks per game (6.5), and doubles per game (2.0) while ranking among the top three in nearly every offensive category.

Arizona has never posted a season batting average lower than .285 with Wanaka on staff and has combined for 1,923 runs in five seasons, coming out to an average of 7.4 runs per game.

### BEFORE ARIZONA

Wanaka served as a volunteer assistant coach during the 2014 campaign, while he was then promoted to assistant coach and helped lead Nevada to one of the best seasons in school history. In 2015, Nevada posted a 41-15 record and captured the school's first-ever Mountain West title with a 22-6 mark in league play. The Wolf Pack was ranked in the top 25 for much of the season and totaled a 13-1 record in series of at least three games. The 41 overall wins ranked second in program history.

Prior to his arrival at Nevada, Wanaka served as the pitching coach and recruiting coordinator at San Diego Mesa College for four seasons. In his four years there, the team's ERA dropped from 5.66 to 3.72 under Wanaka's direction. SDMS was the 2012 co-champions of the Pacific Coast Conference.

Wanaka also served as the associate head coach and pitching coach at El Paso Community College from 2007-09. The 2008 squad advanced to the Region 5 playoffs.

Prior to El Paso Community College, he served as the pitching coach and recruiting coordinator at Shasta College in Redding, Calif. from 2003-07. The 2004 and 2005 teams competed in the Northern California State playoffs.

During the 2002-03 campaign he coached at Point Loma Nazarene University (Calif.), where he worked with the pitchers and catchers. The Sea Lions finished second in the Golden State Athletic Conference.

He got his coaching start at New Mexico Highlands where he worked with the pitchers and catchers from 2000-2002.

Wanaka earned his Bachelor's degree in science in sport science from Trinity College and University in 2008.

### MARC WANAKA COACHING HISTORY

- Arizona Volunteer Assistant Coach (2015-present)
- Nevada Volunteer Assistant Coach/Assistant Coach (2014-2015)
- San Diego Mesa College Pitching Coach and Recruiting Coordinator (2010-2014)
- El Paso Community College Associate Head Coach (2007-2009)
- Shasta College Pitching Coach and Recruiting Coordinator (2003-2007)
- Point Loma Nazarene Assistant Coach (2003)
- New Mexico Highlands Assistant Coach (2000-2002)

### MARC WANAKA COACHING HIGHLIGHTS

- Helped produce the nation's No. 2 ranked scoring offense in 2019, which averaged 9.8 runs per game
- Led two different Arizona teams (2017, 2019) to team batting averages over .300
- Coached 10 Wildcat All-Americans including JJ Matijevic, Zach Gibbons, Cody Ramer, Alfonso Rivas, Jared Oliva, Nick Quintana, Cameron Cannon, Austin Wells, Dayton Dooney, and Mac Bingham
- Worked with 17 Arizona position players who went on to be selected in the Major League Baseball Draft, including 11 who were drafted within the first 10 rounds



## TYLER NORDGREN • DIRECTOR OF BASEBALL OPERATIONS

**ALMA MATER:** Point Loma

**YEAR AT ARIZONA:** 1st

Tyler Nordgren was hired by head coach Jay Johnson as director of operations for Arizona Baseball in January 2021. This will be his first season in Tucson.

Nordgren joins the Wildcats from his alma mater, Point Loma Nazarene University, where he served as an assistant coach in 2020. He worked with the Sea Lions catchers, infielders, and hitters while also assisting in recruiting. Under Nordgren's guidance, Point Loma finished the shortened 2020 season ranked fourth in the PacWest Conference in batting average.

He began his coaching career with two years at James Madison High School in San Diego from 2018-19.

As a player, Nordgren found tremendous success as a third baseman at Point Loma from 2010-14. As a junior in 2013, Nordgren led the Sea Lions and ranked fifth in the PacWest Conference with a .371 batting average. He followed that performance with a 2014 senior campaign in which he hit .356 to tie for the team lead and rank ninth in the conference while earning All-PacWest honors. He joined Point Loma after prepping at James Madison, where he played two varsity seasons for the Warhawks.

Following an outstanding collegiate career, Nordgren played four seasons of independent baseball across the Pacific Association and the Can-Am League.

Nordgren graduated from Point Loma in 2013 with a BA in business administration and later earned an MBA in sports administration from Tiffin University. He is joined in Tucson by his fiancée, Jamie.

### TYLER NORDGREN TIMELINE

- **2021-Current:** Director of Baseball Operations at Arizona
- **2020:** Assistant Coach at Point Loma Nazarene University
- **2018-19:** Coached at James Madison High School
- **2014-17:** Professional baseball career
- **2010-14:** Player at Point Loma Nazarene University



## 2021 Roster (Numerical)

No.	Name	Pos.	Yr.	B/T	Ht.	Wt.	Hometown/Last School
1	Kobe Kato	INF/C	So.	L/R	6-1	170	Aiea, Hawai'i (Aiea HS)
3	Tony Bullard	INF	So.	R/R	6-4	190	Riverside, Calif. (JW North HS)
4	Gil Luna	LHP	Jr.	L/L	5-10	173	Casa Grande, Ariz. (Casa Grande Union HS)
5	Kyson Donahue	INF	Fr.	L/R	6-3	205	Honolulu, Hawai'i (Punahou HS)
6	Daniel Susac	C	Fr.	R/R	6-4	205	Roseville, Calif. (Jesuit HS)
7	Mac Bingham	OF	Fr.	R/R	5-10	180	San Diego, Calif. (Torrey Pines HS)
8	Chase Davis	OF	Fr.	L/L	6-1	211	Elk Grove, Calif. (Franklin HS)
10	Jacob Blas	INF	So.	R/R	6-1	180	Carlsbad, Calif. (San Marcos HS)
11	Nik McClaughry	INF	So.	R/R	5-8	160	Rocklin, Calif. (Sacramento City College)
12	Garrett Irvin	LHP	Jr.	L/L	6-0	180	Corona, Calif. (Riverside CC)
13	Tyler Casagrande	OF	So.	L/R	5-10	185	Leesburg, Va. (Riverside HS)
14	Jonathan Guardado	RHP	Jr.	R/R	6-3	218	La Puente, Calif. (Nogales HS)
15	Jacob Berry	3B/1B	Fr.	S/R	6-0	212	Queen Creek, Ariz. (Queen Creek HS)
16	Kyle Casper	OF/RHP	Fr.	R/R	6-2	180	El Cajon, Calif. (Valhalla HS)
17	Branden Boissiere	OF/1B	So.	L/L	6-1	215	Riverside, Calif. (Woodcrest Christian HS)
18	Austin Smith	RHP	Jr.	R/R	6-3	198	Cedar Park, Texas (Southwestern University)
20	Bryce Collins	RHP	Fr.	R/R	6-0	180	Valencia, Calif. (Hart HS)
22	Chandler Murphy	RHP	Fr.	L/R	6-3	197	Peoria, Ariz. (Liberty HS)
23	Donta' Williams	OF	Jr.	L/L	5-10	169	Las Vegas, Nev. (Legacy HS)
24	Jacob Shaver	UTIL	Fr.	R/R	5-8	192	Riverton, Utah (Jordan HS)
25	TJ Nichols	RHP/INF	Fr.	R/R	6-4	178	Roseville, Calif. (Oakmont HS)
26	Vince Vannelle	RHP	Sr.	R/R	5-10	202	Dublin, Ohio (Florida Southwestern)
27	Dawson Netz	RHP	Fr.	R/R	6-1	195	Sierra Madre, Calif. (Maranatha HS)
28	Blake Paugh	OF	Jr.	R/R	6-2	198	Scottsdale, Ariz. (Chaparral HS)
29	Chase Silseth	RHP	So.	R/R	6-0	217	Farmington, N.M. (College of Southern Nevada)
30	Preston Price	RHP	Sr.	L/R	6-1	198	Vista, Calif. (Cathedral Catholic HS)
31	Kaden Hopson	C	Fr.	L/R	6-1	197	Redlands, Calif. (Redlands East Valley HS)
33	TJ Curd	1B/LHP	Fr.	L/L	5-11	199	Port St. Lucie, Fla. (Treasure Coast HS)
34	Ian Churchill	LHP	Jr.	L/L	6-2	186	Santa Barbara, Calif. (Santa Barbara CC)
35	Blake Peyton	LHP	Fr.	L/L	6-2	198	Santee, Calif. (El Capitan HS)
36	George Arias Jr.	RHP	Fr.	R/R	5-10	189	Tucson, Ariz. (Tucson HS)
37	German Fajardo	RHP	Fr.	R/R	5-11	164	Nogales, Ariz. (Nogales HS)
38	Riley Cooper	LHP	Fr.	L/L	6-2	264	Fresno, Calif. (Clovis North HS)
39	Ryan Kysar	RHP	Fr.	R/R	6-0	192	Valencia, Calif. (Valencia HS)
40	Quinn Flanagan	RHP	So.	R/R	6-4	223	Tempe, Ariz. (Corona del Sol HS)
42	Ryan Holgate	OF	So.	L/R	6-2	193	Davis, Calif. (Davis HS)
43	Javyn Pimental	LHP	Fr.	L/L	6-2	189	Kane'ohe, Hawai'i (Kamehameha HS)
44	Tanner O'Tremba	OF	So.	R/R	5-11	215	Parker, Colo. (Texas Tech)
45	Mason Millett	RHP	So.	R/R	6-4	199	Tucson, Ariz. (Pima Community College)
46	Jack Grant	INF	Fr.	R/R	6-0	163	Danville, Calif. (San Ramon Valley HS)
47	Hunter Cope	RHP	Fr.	R/R	6-11	262	Newport Beach, Calif. (Mater Dei HS)
50	Cameron LaLiberte	C	Fr.	R/R	6-1	191	Gilbert, Ariz. (Chandler-Gilbert CC)
51	Trevor Long	RHP	Fr.	R/R	6-1	171	Scottsdale, Ariz. (Chaparral HS)
52	Tag Bross	OF	Fr.	L/R	6-0	176	Scottsdale, Ariz. (Notre Dame Prep HS)
99	Randy Abshier	LHP	So.	L/L	6-3	170	Chula Vista, Calif. (Otay Ranch HS)


### Coaching Staff

2	Jay Johnson (Head Coach, 6th Year)	Tyler Nordgren (Director of Baseball Operations, 1st Year)
21	Nate Yeskie (Associate Head Coach, 2nd Year)	Cameron Ming (Undergraduate Manager)
19	Dave Lawn (Assistant Coach, 6th Year)	Cameron LeBlanc (Graduate Manager)
48	Marc Wanaka (Volunteer Assistant Coach, 6th Year)	

### Pronunciation Guide

#1	Kobe <b>KATO</b> (kah-toe)	#36	George <b>ARIAS</b> (are-ee-us) Jr.
#10	Jacob <b>BLAS</b> (sounds like "glass")	#37	<b>GERMAN</b> (herr-man) <b>FAJARDO</b> (fa-hard-o)
#11	Nik <b>McCLAUGHRY</b> (mah-klair-ee)	#39	Ryan <b>KYSAR</b> (ky-zer)
#14	Jonathan <b>GUARDADO</b> (gwar-dah-doe)	#43	<b>JAVYN</b> (jay-vin) <b>PIMENTAL</b> (pee-men-tell)
#17	Branden <b>BOISSIERE</b> (bossy-air)	#45	Mason <b>MILLETT</b> (mill-it)
#23	<b>DONTA'</b> (don-tay) Williams	#50	Cameron <b>LaLIBERTE</b> (lalli-bear-tay)
#26	Vince <b>VANNELLE</b> (va-nell-ee)	#99	Randy <b>ABSHIER</b> (ab-shy-er)
#28	Blake <b>PAUGH</b> (paw)		

## RETURNING PLAYER BIOS



### #99 RANDY ABSHIER

**CLASS:** Sophomore  
**POSITION:** LHP  
**HT/WT:** 6-3 / 170  
**B/T:** L/L  
**MAJOR:** General Studies  
**HOMETOWN:** Chula Vista, Calif.  
**PREV. SCHOOL:** Otay Ranch HS

#### SINGLE-GAME CAREER HIGHS

**INNINGS PITCHED:** 4.0, vs. UMass Lowell (02/16/19)  
**STRIKEOUTS:** 3, vs. Michigan State (03/05/19)  
**WALKS:** 5, at Oregon State (04/20/19)  
**BATTERS FACED:** 19, vs. UMass Lowell (02/16/19)

#### HONORS AND AWARDS

- 2019 Alaska Baseball League All-Star (starter)
- 2019 Alaska Baseball League First Team All-League
- 2019 Arizona Summer Pitcher of the Year

#### ARIZONA 2020 (SOPHOMORE)\*

Made three relief appearances spanning 1.1 innings of work...Struck out three batters.

#### SUMMER 2019

Played with the Mat-Su Miners in the Alaska Baseball League...Selected as a starting pitcher in the Alaska League All-Star Game...Earned First Team All-League honors at the end of the summer...Logged time in 10 games (eight starts) with a 3-1 record and a 1.52 ERA...Struck out 42 batters over 47.1 innings of work...Finished the year ranked second in the league in ERA, tied for third in wins, and fourth in strikeouts.

#### ARIZONA 2019 (FRESHMAN)

Saw time in 17 games, all in relief, as a freshman...Went 1-0 with one save and a 4.50 ERA (10ERx20.0IP), the third-best mark among regular relievers on the team...Limited opposing hitters to a .282 batting average...Struck out 13 batters in 20.0 innings of work...Earned first career win on March 19 against New Mexico State; worked 1.1 scoreless frames with one strikeout...Locked in first career save in collegiate debut on February 16 against UMass Lowell; tossed 4.0 innings and allowed two earned run on four hits while striking out two...Struck out a career-high three batters through 2.0 innings of scoreless, one-hit work on March 5 against Michigan State...Held opponents without an earned run in seven straight games from February 20 - March 29; allowed just three hits and struck out six over that stretch (5.2 IP)...Allowed just two home runs all season.

#### HIGH SCHOOL

Attended Otay Ranch High School in Chula Vista, Calif...Played under head coach R.C. Martinez...Across two seasons posted a 3-0 record with a 2.50 ERA...Struck out 131 batters in 86.2 innings of work...Selected to the USA Baseball 17U National Team Development Program in 2016.

#### PERSONAL

Randall Otto Abshier...Son of Randall and Bernadette Abshier...Parents both graduates of San Diego State University...Brother, Ryan, and sister, Savannah...Majoring in General Studies with an emphasis in Sports and Society...Chose Arizona "to be the best baseball player possible."

\*2020 season cut short (15 games) due to COVID-19 pandemic.

#### ABSHIER CAREER STATS

Year	ERA	W	L	APP	GS	CG	SHO	SV	IP	H	R	ER	BB	SO	2B	3B	HR	BF	BAVG	WP	HBP	BK
2019	4.50	1	0	17	0	0	0	1	20	22	16	10	20	13	6	1	2	106	.282	5	4	0
2020	27.00	0	0	3	0	0	0	0	1.1	4	5	4	5	3	0	0	0	15	.400	1	0	1
<b>Total</b>	<b>5.91</b>	<b>1</b>	<b>0</b>	<b>20</b>	<b>0</b>	<b>0</b>	<b>0</b>	<b>1</b>	<b>21.1</b>	<b>26</b>	<b>21</b>	<b>14</b>	<b>25</b>	<b>16</b>	<b>6</b>	<b>1</b>	<b>2</b>	<b>121</b>	<b>.295</b>	<b>6</b>	<b>4</b>	<b>1</b>



## #36 GEORGE ARIAS JR.

**CLASS:** Freshman  
**POSITION:** RHP  
**HT/WT:** 5-10 / 189  
**B/T:** R/R  
**MAJOR:** Criminal Justice Studies  
**HOMETOWN:** Tucson, Ariz.  
**PREV. SCHOOL:** Tucson HS

### SINGLE-GAME CAREER HIGHS

**INNINGS PITCHED:** 4.0, vs. Sam Houston State (05/13/19)  
**STRIKEOUTS:** 4, vs. Arizona State (05/07/19)  
**WALKS:** 3, at Oregon State (04/20/19)  
**BATTERS FACED:** 18, at Oregon State (04/20/19)

### HONORS AND AWARDS

- 2019 Alaska Baseball League All-Star

### ARIZONA 2020 (SOPHOMORE)\*

Did not play due to injury.

### SUMMER 2019

Arias made nine appearances, all starts, for the Mat-Su Miners in the Alaska Baseball League...Registered 44.0 innings of work...Led the team and ranked second in the league with 47 strikeouts while limiting opposing hitters to a .247 batting average...Closed out the summer strong, allowing just one earned run and striking out 12 over his final two starts.

### ARIZONA 2019 (FRESHMAN)

Made 21 appearances, one start, for the Cats as a freshman...Went 1-0 with one save and a 7.63 ERA (26ERx30.2IP)...Struck out 26 batters in 30.2 innings of work...Earned first career win on May 13 against Sam Houston State and throwing 4.0 innings of scoreless, three-hit relief with a pair of strikeouts...Posted a 1.86 ERA (2ERx9.2IP) over his final six appearances of the season...Struck out a career-high four batters on May 7 against Arizona State (2.2 IP)...Worked 2.0 scoreless innings of relief on March 22 at No. 1 ranked UCLA, allowed no hits and struck out two...Logged a scoreless outing (0.2 IP) on the road against No. 9 ranked Arizona State on March 29...Registered a scoreless performance (0.1 IP) at No. 3 ranked Stanford, striking out one...Allowed just one home run all season.

### HIGH SCHOOL

Prepped at Tucson High School under head coach Oscar Romero...Named Perfect Game First-Team All-State Pitcher of the Year as a junior... On the mound, went 10-4 with a 1.79 ERA in 117.1 innings of work...Also spent time as an outfielder, hitting .337 with 29 runs scored and 31 RBI through three varsity seasons...Carried a 3.8 GPA through high school...Selected to First-Team All-Conference, All-City, and All-District as a sophomore and junior.

### DRAFT

Selected by the San Diego Padres in the 34th round of the 2018 Major League Baseball Draft.

### PERSONAL

George Alexander Arias...Son of George and Rachel Arias...Father played baseball at Arizona in 1993, appearing in 60 games and hitting .345 with 23 home runs and 75 RBI; 23 home runs are second-most in a single season in UA history; went on to play Major League Baseball with the California/Anaheim Angels and San Diego Padres...Two younger siblings; brother, Nick, and sister, Alexis...Majoring in Criminal Justice Studies...Outside of baseball enjoys reading books, playing piano, fishing, and binge watching TV shows...Chose Arizona because "it was my dream school."

\*2020 season cut short (15 games) due to COVID-19 pandemic.

### ARIAS JR. CAREER STATS

Year	ERA	W	L	APP	GS	CG	SHO	SV	IP	H	R	ER	BB	SO	2B	3B	HR	BF	BAVG	WP	HBP	BK
2019	7.63	1	0	21	1	0	0	1	30.2	38	36	26	19	26	8	0	1	155	.304	7	5	0
<b>Total</b>	<b>7.63</b>	<b>1</b>	<b>0</b>	<b>21</b>	<b>1</b>	<b>0</b>	<b>0</b>	<b>1</b>	<b>30.2</b>	<b>38</b>	<b>36</b>	<b>26</b>	<b>19</b>	<b>26</b>	<b>8</b>	<b>0</b>	<b>1</b>	<b>155</b>	<b>.304</b>	<b>7</b>	<b>5</b>	<b>0</b>



# #7 MAC BINGHAM

**CLASS:** Freshman  
**POSITION:** OF  
**HT/WT:** 5-10 / 180  
**B/T:** R/R  
**MAJOR:** General Studies  
**HOMETOWN:** San Diego, Calif.  
**PREV. SCHOOL:** Torrey Pines HS

## SINGLE-GAME CAREER HIGHS

**RUNS:** 2, vs. Rhode Island (02/29/20)  
**HITS:** 3, vs. Southern Illinois (02/21/20)  
**2B:** 1, twice, last, vs. Albany (02/15/20)  
**3B:** None  
**HR:** 1, vs. Southern Illinois (02/21/20)  
**RBI:** 2, vs. Houston (03/08/20)

### HONORS AND AWARDS

- 2020 Collegiate Baseball Freshman All-American

### ARIZONA 2020 (FRESHMAN)\*

Appeared in all 15 of the Wildcats games, with 12 starts...Hit .361 (13x36) with six runs scored, two doubles, one home run, and seven RBI... Notched more walks (9) than strikeouts (5) en route to posting a .478 on-base percentage...His .361 batting average was the third-best mark on the team...Registered four multi-hit games and one multi-RBI performance...Made collegiate debut on Feb. 14 vs. Albany; went 0-for-1... Collected first career hit on Feb. 15 vs. Albany; went 1-for-4 with one run scored, one double, and one RBI...Hit first career home run on Feb. 21 vs. Southern Illinois in the Tony Gwynn Legacy event; collected a career-high three hits in the game (3x3, 1 R, HR, 1 RBI)...All 12 starts came in left field, where he posted a .947 fielding percentage on 19 chances...Following the conclusion of the shortened season, was ranked No. 24 in D1Baseball 2020 Top Freshmen Hitters list; one of only two Pac-12 players in the Top 25.

### HIGH SCHOOL

Two-sport athlete at Torrey Pines High School in San Diego...Played baseball under head coach Kirk McCaskill...Lettered all four years in baseball, and three years as a RB/LB in football...As a senior, hit .387 with 37 runs scored, 11 doubles, and six home runs...Named second team All-Conference as a junior and earned first team All-Conference as a senior...First team All-City as a junior and senior...Tabbed with All-District and All-Region honors as a sophomore, junior, and senior...Selected as first team All-State after senior year...Across three varsity football seasons ran for 2,906 yards and 44 touchdowns, posting a career average of 111.8 yards per game...Holds San Diego city record for most touchdowns (8) and points (50) scored in a single game...Three year member of Academic Honor Roll as a sophomore, junior, and senior.

### DRAFT

Selected by the Chicago Cubs in the 40th round of the 2019 Major League Baseball Draft.


### PERSONAL

Sean McPherson Bingham...Son of Roger and Shelley Bingham...Dad played lacrosse and football at Navy...Older brother, Shane, and older sister, Amanda...Cousins Brent and Bob Wheatley played baseball at USC...Cousin Taylor Wheatley played volleyball at USC...Majoring in General Studies with an emphasis in Economy and Industry...Chose Arizona because, "The coaches are what first got my attention; I really wanted to play for coach Jay. I also felt if my goal was to be a professional baseball player, then this was the best school for me to develop at."

\*2020 season cut short (15 games) due to COVID-19 pandemic.

### BINGHAM CAREER STATS

Year	AVG	GP	GS	AB	R	H	2B	3B	HR	RBI	SLG	BB	HBP	SO	GDP	OBP	SF	SH	SB	PO	A	E	FLD
2020	.361	15	12	36	6	13	2	0	1	7	.500	9	0	5	1	.478	1	2	0	18	0	1	.947
<b>Total</b>	<b>.361</b>	<b>15</b>	<b>12</b>	<b>36</b>	<b>6</b>	<b>13</b>	<b>2</b>	<b>0</b>	<b>1</b>	<b>7</b>	<b>.500</b>	<b>9</b>	<b>0</b>	<b>5</b>	<b>1</b>	<b>.478</b>	<b>1</b>	<b>2</b>	<b>0</b>	<b>18</b>	<b>0</b>	<b>1</b>	<b>.947</b>



## #10 JACOB BLAS

**CLASS:** Sophomore

**POSITION:** INF

**HT/WT:** 6-1 / 180

**B/T:** R/R

**MAJOR:** General Studies

**HOMETOWN:** Carlsbad, Calif.

**PREV. SCHOOL:** San Marcos HS

### SINGLE-GAME CAREER HIGHS

**RUNS:** 3, twice, last, vs. Rhode Island (02/29/20)

**HITS:** 3, six times, last, vs. Hosuton (03/06/20)

**2B:** 2, vs. Nicholls (03/29/18)

**3B:** 1, vs. Utah (03/17/19)

**HR:** 1, twice, last, vs. Stanford (04/21/18)

**RBI:** 3, three times, last, vs. Stanford (04/21/18)

### HONORS AND AWARDS

- 2020 Pac-12 Spring Academic Honor Roll

### ARIZONA 2020 (SOPHOMORE)\*

Played and started in all 15 of the Wildcats games...One of six Arizona qualified players to hit over .320 on the season...Hit .322 (19x59) with 13 runs scored, six doubles, and six RBI...Drew more walks (5) than strikeouts (4) and posted a .420 on-base percentage...Six doubles were tied for third-most in the Pac-12...Also led the team and ranked tied for second in the conference with six stolen bases...Spent time defensively at second base (8 games) and shortstop (7 games)...Picked up a season-high three hits on two occasions; Feb. 15 vs. Albany (3x4, 1 R, 2 RBI) and March 6 vs. Houston (3x4, 2 R, 2 SB).

### ARIZONA 2019 (SOPHOMORE)

Limited to 17 games (all starts) as a sophomore due to injury...Hit .246 (14x57) with 14 runs scored, two doubles, one triple, and eight RBI...Picked up 10 walks and posted a .362 on-base percentage...Went 2-for-3 in stolen base attempts...Spent time defensively at shortstop and second base with a .929 fielding percentage.

### ARIZONA 2018 (FRESHMAN)

Played in 43 games with 35 starts...Posted a .305 batting average with 28 RBI, 27 runs scored, six doubles and two home runs...Had a .407 on-base percentage and a .398 slugging percentage...10 multi-hit games, including four three-hit games...Eight multi-RBI games, which was fourth on the team...Registered an eight-game hitting streak from May 11 to May 24...Went 3-for-5 with three RBI and a pair of doubles against Nicholls State on March 29...Hit his first collegiate home run on March 30 against Nicholls...Went 2-for-3 with an inside-the-park home run against Stanford on April 21...Went 7-for-13 in three-game series at Cal...Went 2-for-5 with an RBI in final game of the season at Oregon...Posted a .951 fielding percentage, starting both at second base and shortstop...Committed seven errors in 136 total chances.

### HIGH SCHOOL

Prepped at San Marcos High School for coach Jeff Dufek...Two-time league MVP...Three-time first-team all-league...Two-time all-CIF all-state team...Three-year captain...Batted .402 his senior year with 43 hits, 28 stolen bases and three home runs...Member of the school honor roll, graduating with a 4.0 GPA...Lettered once in basketball.

### PERSONAL

Son of Abe and Shannon Blas...Majoring in General Studies with an emphasis in Sports and Society...Enjoys playing the drums...Chose Arizona because "the atmosphere, the coaching staff and the school."

\*2020 season cut short (15 games) due to COVID-19 pandemic.

### BLAS CAREER STATS

Year	AVG	GP	GS	AB	R	H	2B	3B	HR	RBI	SLG	BB	HBP	SO	GDP	OBP	SF	SH	SB	PO	A	E	FLD
2018	.305	43	35	128	27	39	6	0	2	28	.398	17	5	25	3	.407	0	3	1	49	87	7	.951
2019	.246	17	17	57	14	14	2	1	0	8	.316	10	1	11	1	.362	1	0	2	19	46	5	.929
2020	.322	15	15	59	13	19	6	0	0	6	.424	5	5	4	2	.420	0	0	6	26	27	5	.914
<b>Total</b>	<b>.295</b>	<b>75</b>	<b>67</b>	<b>244</b>	<b>54</b>	<b>72</b>	<b>14</b>	<b>1</b>	<b>2</b>	<b>42</b>	<b>.385</b>	<b>32</b>	<b>11</b>	<b>40</b>	<b>6</b>	<b>.399</b>	<b>1</b>	<b>3</b>	<b>9</b>	<b>94</b>	<b>160</b>	<b>17</b>	<b>.937</b>



## #17 BRANDEN BOISSIERE

**CLASS:** Sophomore  
**POSITION:** OF/1B  
**HT/WT:** 6-1 / 215  
**B/T:** L/L  
**MAJOR:** General Studies  
**HOMETOWN:** Riverside, Calif.  
**PREV. SCHOOL:** Woodcrest Christian HS

### SINGLE-GAME CAREER HIGHS

**RUNS:** 3, twice, last, vs. Sam Houston State (05/13/19)  
**HITS:** 3, six times, last, vs. Houston (03/08/20)  
**2B:** 2, twice, last, vs. USC (05/11/19)  
**3B:** 1, vs. New Mexico State (04/30/19)  
**HR:** 1, four times, last, at Texas (03/03/20)  
**RBI:** 4, vs. Oregon (05/05/19)

### ARIZONA 2020 (SOPHOMORE)\*

Logged time in all 15 games with 12 starts in sophomore season...Hit .327 (18x55) with 11 runs, one double, two home runs, and 13 RBI...Added three walks to contribute to a .356 on-base percentage...Went 2-for-2 in stolen base attempts...Registered four multi-hit games and three multi-RBI performances...Finished the season on an eight-game hit streak, during which he hit .400 (14x35) with eight runs scored, one double, one home run, and 11 RBI...Eight-game hit streak was the longest on the team in 2020...Defensively, made all 12 starts playing first base, where he posted a .990 fielding percentage on 103 chances.

### SUMMER 2019

Played for the Willmar Stingers in the Northwoods League...Made 51 appearances and hit .270 with 30 runs scored, 10 doubles, two home runs, and 24 RBI while drawing as many walks (32) as strikeouts (32)...Finished the summer second on the team in walks...Saw time in three playoff games for Willmar.

### ARIZONA 2019 (FRESHMAN)

Played in 39 games with 27 starts as a freshman...Hit .336 (37-for-110) with 27 runs scored, six doubles, one triple, two home runs, and 24 RBI...Registered a .464 slugging percentage and a .430 on-base percentage after drawing 17 walks...Tallied 12 multi-hit games and seven multi-RBI performances...Collected a career-high four RBI on May 5 against Oregon; went 3-for-6 with three runs scored, two doubles, and four RBI...Picked up 17 RBI over his final 12 games of the season...Hit .403 (27-for-67) across 22 games of Pac-12 conference play...Hit first career home run on May 3 against Oregon; went 1-for-1 with two RBI...Also hit a home run on May 13 against Sam Houston State...Went 2-for-3 with one run scored, one double, one RBI, and one walk on April 26 at No. 3 ranked Stanford...Across time in the outfield and at first base defensively posted a 1.000 fielding percentage in 81 chances.

### HIGH SCHOOL

Attended Woodcrest Christian High School in Riverside, Calif....Lettered four years in baseball under head coach Glenn Prater...First team All-Conference as a sophomore, junior, and senior...As a senior, hit .371 with 22 runs scored and 14 RBI.

### PERSONAL

Branden Lionel Boissiere...Son of Sean and Sandy Boissiere...One younger sister, Reagan...Outside of baseball enjoys fishing, watching movies, and going to the beach...Wants to be a pilot...Majoring in General Studies with an emphasis in Sports and Society...Chose Arizona because, "It was the best fit for me and I felt it would help me become the person I want to be in life and on the baseball field."

\*2020 season cut short (15 games) due to COVID-19 pandemic.

### BOISSIERE CAREER STATS

Year	AVG	GP	GS	AB	R	H	2B	3B	HR	RBI	SLG	BB	HBP	SO	GDP	OBP	SF	SH	SB	PO	A	E	FLD
2019	.336	39	27	110	27	37	6	1	2	24	.464	17	1	25	1	.430	0	1	0	74	7	0	1.000
2020	.327	15	12	55	11	18	1	0	2	13	.455	3	0	9	2	.356	1	0	2	93	9	1	.990
<b>Total</b>	<b>.333</b>	<b>54</b>	<b>39</b>	<b>165</b>	<b>38</b>	<b>55</b>	<b>7</b>	<b>1</b>	<b>4</b>	<b>37</b>	<b>.461</b>	<b>20</b>	<b>1</b>	<b>34</b>	<b>3</b>	<b>.406</b>	<b>1</b>	<b>1</b>	<b>2</b>	<b>167</b>	<b>16</b>	<b>1</b>	<b>.995</b>



## #3 TONY BULLARD

**CLASS:** Sophomore

**POSITION:** INF

**HT/WT:** 6-4 / 190

**B/T:** R/R

**MAJOR:** General Studies

**HOMETOWN:** Riverside, Calif.

**PREV. SCHOOL:** JW North HS

### SINGLE-GAME CAREER HIGHS

**RUNS:** 4, at Washington State (05/23/19)

**HITS:** 3, vs. New Mexico State (04/30/19)

**2B:** 2, at Washington State (05/23/19)

**3B:** 1, at Stanford (04/28/19)

**HR:** 1, twice, last, vs. Oregon (05/04/19)

**RBI:** 3, three times, last, vs. Central Michigan (02/28/20)

### HONORS AND AWARDS

- 2019 Major League Dreams Showcase selection

### ARIZONA 2020 (SOPHOMORE)\*

Saw time in 14 games (11 starts) with the Cats in sophomore campaign...Hit .133 (4x30) with four runs scored and eight RBI...Also drew nine walks and posted a .372 on-base percentage...Picked up multiple hits and one RBI on March 1 vs. Rhode Island (2x4, 1 RBI, SB)...Went a perfect 2-for-2 in stolen base attempts...Spent time defensively at third base.

### SUMMER 2019

Logged time in 59 games for the La Crosse Loggers in the Northwoods League...Hit .279 with 30 runs scored, 15 doubles, one triple, seven home runs, and 42 RBI...Ranked second on the team behind fellow Cat Ryan Holgate in home runs and RBI.

### ARIZONA 2019 (FRESHMAN)

Played in 36 games with 21 starts as a freshman...Hit .301 (25x83) with 23 runs scored, seven doubles, one triple, two home runs, and 17 RBI...Registered a .482 slugging percentage and a .412 on-base percentage...Recorded multiple hits in six games and multiple RBI in four games...Went 3-for-4 with one run scored and a career-high three RBI on April 30 against New Mexico State...Went 2-for-3 with four runs scored and two doubles on May 23 at Washington State...Saw time on defense at third base, second base, and first base, posting a .985 fielding percentage along the way.

### HIGH SCHOOL

Prepped at John W. North High School in Riverside, Calif...Lettered all four years in baseball while pitching and playing third base, shortstop, and first base...Combined to hit .317 with 32 doubles, 19 home runs, and 78 RBI in four seasons...On the mound went 17-10 with a 2.20 ERA...Named team's Most Valuable Player as a junior and senior...Selected to First-Team All-State as a junior, Second-Team All-State as a senior and sophomore.

### PERSONAL

Antonio Bailey Bullard...Father, Kim, and mother, Blanca...One younger brother, Jesse...Majoring in General Studies with an emphasis in Sports and Society...Came to Arizona because he "wanted to be in a winning atmosphere, with the greatest coaching staff in the world."

\*2020 season cut short (15 games) due to COVID-19 pandemic.

### BULLARD CAREER STATS

Year	AVG	GP	GS	AB	R	H	2B	3B	HR	RBI	SLG	BB	HBP	SO	GDP	OBP	SF	SH	SB	PO	A	E	FLD
2019	.301	36	21	83	23	25	7	1	2	17	.482	11	6	14	4	.412	2	3	0	107	27	2	.985
2020	.133	14	11	30	4	4	0	0	0	8	.133	9	3	11	0	.372	1	0	2	9	7	2	.889
<b>Total</b>	<b>.257</b>	<b>50</b>	<b>32</b>	<b>113</b>	<b>27</b>	<b>29</b>	<b>7</b>	<b>1</b>	<b>2</b>	<b>25</b>	<b>.389</b>	<b>20</b>	<b>9</b>	<b>25</b>	<b>4</b>	<b>.400</b>	<b>3</b>	<b>3</b>	<b>2</b>	<b>116</b>	<b>34</b>	<b>4</b>	<b>.974</b>



## #13 TYLER CASAGRANDE

**CLASS:** Sophomore  
**POSITION:** OF  
**HT/WT:** 5-10 / 185  
**B/T:** L/R  
**MAJOR:** Business Management  
**HOMETOWN:** Leesburg, Va.  
**PREV. SCHOOL:** Riverside HS

### SINGLE-GAME CAREER HIGHS

**RUNS:** 1, six times, last, vs, Houston (03/08/20)  
**HITS:** 2, at Oregon State (04/20/19)  
**2B:** 1, at Oregon State (04/20/19)  
**3B:** None  
**HR:** None  
**RBI:** 1, four times, last, vs. Houston (03/08/20)

### ARIZONA 2020 (SOPHOMORE)\*

Registered time in 11 games off the bench during sophomore season...Hit .222 (2x9) with four runs scored, one RBI, and one walk...Went a perfect 2-for-2 in stolen base attempts...Primarily served as a late-game pinch hitter and defensive replacement in the outfield...Boasted a perfect 1.000 fielding percentage.

### SUMMER 2019

Spent the summer with the Mankato MoonDogs in the Northwoods League...Played in 49 games and hits .258 with 19 runs scored, five doubles, one triple, two home runs, and 26 RBI...Played with fellow Wildcat teammate Dayton Dooney.

### ARIZONA 2019 (FRESHMAN)

Played in 31 games with one start as a freshman...Registered three hits with one double and three RBI in limited time at the plate...Collected first college RBI on February 16 against UMass Lowell...Notched first college base hit, a single, on February 27 against New Mexico..Went 2-for-2 with one run, one double, and one RBI in the first game of a doubleheader on April 20 at No. 2 ranked Oregon State...Served primarily as a late-game defensive replacement in the outfield, where he posted a .913 fielding percentage on 23 chances.

### HIGH SCHOOL

Attended Riverside High School in Leesburg, Virginia as a senior and Paul VI Catholic High School in Fairfax, Virginia as a freshman through junior...Lettered all four years in baseball as an outfielder and lettered twice in hockey as a forward...Named to First-Team All-Conference, First-Team All-District, First-Team All-Region, and First-Team All-State squads as a junior and senior...Selected to USA Today All-America Virginia Team as a junior and senior...Landed on Academic Honor Roll in freshman, junior, and senior seasons.

### PERSONAL

Tyler Adam Casagrande...Son of Zach and Gena Casagrande...Zach played baseball at James Madison University, Gena was a member of the James Madison cheerleading team...Has two younger sisters, Carter and Kennedy...Father, Zach, serves as the team orthodontist for the Washington Capitals...Majoring in Business Management...Chose Arizona for "the amazing coaching staff, great weather and campus, and a respected baseball program."

\*2020 season cut short (15 games) due to COVID-19 pandemic.

### CASAGRANDE CAREER STATS

Year	AVG	GP	GS	AB	R	H	2B	3B	HR	RBI	SLG	BB	HBP	SO	GDP	OBP	SF	SH	SB	PO	A	E	FLD
2019	.136	31	1	22	2	3	1	0	0	3	.182	2	0	6	1	.208	0	1	0	21	0	2	.913
2020	.222	11	0	9	4	2	0	0	0	1	.222	1	0	3	0	.300	0	0	2	2	0	0	1.000
<b>Total</b>	<b>.161</b>	<b>42</b>	<b>1</b>	<b>31</b>	<b>6</b>	<b>5</b>	<b>1</b>	<b>0</b>	<b>0</b>	<b>4</b>	<b>.194</b>	<b>3</b>	<b>0</b>	<b>9</b>	<b>1</b>	<b>.235</b>	<b>0</b>	<b>1</b>	<b>2</b>	<b>23</b>	<b>0</b>	<b>2</b>	<b>.920</b>



## #34 IAN CHURCHILL

**CLASS:** Junior  
**POSITION:** LHP  
**HT/WT:** 6-2 / 186  
**B/T:** L/L  
**MAJOR:** General Studies  
**HOMETOWN:** Santa Barbara, Calif.  
**PREV. SCHOOL:** Santa Barbara CC

### SINGLE-GAME CAREER HIGHS

**INNINGS PITCHED:** 3.0, vs. Houston (03/07/20)

**STRIKEOUTS:** 6, vs. Minnesota (02/17/20)

**WALKS:** 2, four times, last, vs. Houston (03/07/20)

**BATTERS FACED:** 14, vs. Minnesota (02/17/20)

### ARIZONA 2020 (JUNIOR)\*

Made five relief appearances in his first year with the Wildcats...Posted a 0-0 record with a 3.09 ERA (4ERx11.2IP) and 15 strikeouts...Limited opposing hitters to a .167 batting average and just one extra-base hit...Held opponents scoreless in three-of-five outings...Pitched a season-high 3.0 innings on March 7 vs. Houston (3.0,1,0,0,2,3)...Struck out a season-high six batters on Feb. 17 vs. Minnesota (2.2,2,2,2,2,6)...Fanned multiple batters in all but one appearance.

### BEFORE ARIZONA

Attended Santa Barbara City College from 2017-19...Across two seasons with the Vaqueros he logged nine wins and posted a 3.57 ERA with 163 strikeouts...As a sophomore in 2019, went 8-2 with a 1.96 ERA and 98 strikeouts over 82.2 IP...Named the 2019 California Community College Athletic Association Pitcher of the Year...Tabbed as a first team All-American as a sophomore...Prepped at San Marco High School in Santa Barbara...Played under head coach Jacob Pepper...Logged time in 33 games across three years, posting a 2.51 ERA with 156 strikeouts... Named first team All-Conference as a senior.

### PERSONAL

Ian Anthony Churchill...Son of Pat and Kerri Churchill...Older brother, Alec...Loves 80s music...Majoring in General Studies with an emphasis in Sports and Society...Chose Arizona because, "It is a great place to learn and continue my baseball career."

\*2020 season cut short (15 games) due to COVID-19 pandemic.

### CHURCHILL CAREER STATS

Year	ERA	W	L	APP	GS	CG	SHO	SV	IP	H	R	ER	BB	SO	2B	3B	HR	BF	BAVG	WP	HBP	BK
2020	3.09	0	0	5	0	0	0	0	11.2	7	4	4	8	15	1	0	0	53	.167	1	2	0
<b>Total</b>	<b>3.09</b>	<b>0</b>	<b>0</b>	<b>5</b>	<b>0</b>	<b>0</b>	<b>0</b>	<b>0</b>	<b>11.2</b>	<b>7</b>	<b>4</b>	<b>4</b>	<b>8</b>	<b>15</b>	<b>1</b>	<b>0</b>	<b>0</b>	<b>53</b>	<b>.167</b>	<b>1</b>	<b>2</b>	<b>0</b>



# #20 BRYCE COLLINS

**CLASS:** Freshman

**POSITION:** RHP

**HT/WT:** 6-0 / 180

**B/T:** R/R

**MAJOR:** History

**HOMETOWN:** Valencia, Calif.

**PREV. SCHOOL:** Hart HS

## SINGLE-GAME CAREER HIGHS

**INNINGS PITCHED:** 4.2, vs. Wisconsin-Milwaukee (03/02/19)

**STRIKEOUTS:** 6, vs. UMass Lowell (02/16/19)

**WALKS:** 4, twice, last, vs. Utah (04/17/19)

**BATTERS FACED:** 24, vs. Wisconsin-Milwaukee (03/02/19)

### ARIZONA 2020 (FRESHMAN)\*

Did not play due to injury.

### ARIZONA 2019 (FRESHMAN)

Made seven appearances, four starts, during freshman campaign...Went 0-2 with 5.24 ERA (13ERx22.1IP) and 16 strikeouts...Missed final 34 games of the year due to injury...Limited opposing hitters to a .236 batting average...Earned first career save on March 8 against College of Charleston, working 3.1 scoreless, hitless innings of relief...Struck out a career-high six batters over 4.0 innings in his first college outing on February 16 against UMass Lowell...Registered a career-high 4.2 innings of work on March 2 against Wisconsin-Milwaukee, striking out five along the way.

### HIGH SCHOOL

Prepped at Hart High School in Santa Clarita, Calif...Played under head coach Jim Ozella...Across three seasons, combined to post a 1.76 ERA while going 15-6 in 29 games...Named to First-Team All-League as a junior and a senior...Tabbed to Second-Team All-State squad as a senior...Honored as the Foothills League Pitcher of the Year as a senior after going 6-2 with a 0.98 ERA in 11 starts.

### DRAFT

Selected by the Minnesota Twins in the 39th round of the 2018 Major League Baseball Draft.

### PERSONAL

Bryce Thomas Collins...Son of Shan and Noreen Collins...Younger brother, Ramsey...Enjoys reading, snowboarding, and surfing in his free time...Majoring in History...Chose Arizona because "I thought it was the best place to develop and I fell in love with the coaching staff."

\*2020 season cut short (15 games) due to COVID-19 pandemic.

### COLLINS CAREER STATS

Year	ERA	W	L	APP	GS	CG	SHO	SV	IP	H	R	ER	BB	SO	2B	3B	HR	BF	BAVG	WP	HBP	BK
2019	5.24	0	2	7	4	0	0	1	22.1	23	17	13	15	16	4	0	3	108	.256	1	3	1
<b>Total</b>	<b>5.24</b>	<b>0</b>	<b>2</b>	<b>7</b>	<b>4</b>	<b>0</b>	<b>0</b>	<b>1</b>	<b>22.1</b>	<b>23</b>	<b>17</b>	<b>13</b>	<b>15</b>	<b>16</b>	<b>4</b>	<b>0</b>	<b>3</b>	<b>108</b>	<b>.256</b>	<b>1</b>	<b>3</b>	<b>1</b>



## #47 HUNTER COPE

**CLASS:** Freshman

**POSITION:** RHP

**HT/WT:** 6-11 / 262

**B/T:** R/R

**MAJOR:** General Studies

**HOMETOWN:** Newport Beach, Calif.

**PREV. SCHOOL:** Mater Dei HS

### SINGLE-GAME CAREER HIGHS

**INNINGS PITCHED:** 0.1, vs. Houston (03/06/20)

**STRIKEOUTS:** None

**WALKS:** 1, vs. Houston (03/06/20)

**BATTERS FACED:** 2, vs. Houston (03/06/20)

### ARIZONA 2020 (FRESHMAN)\*

Made one relief appearance for the Wildcats...Collegiate debut came on March 6 vs. Houston (0.1,0,0,1,0).

### HIGH SCHOOL

Prepped at Mater Dei High School in Newport Beach, where he lettered three years in baseball and one year in basketball...Named to second team All-League squad as a senior...Named baseball team captain as a junior.

### PERSONAL

Hunter Grafton Cope...Son of Bill and Lisa Cope...Brother, Parker, and sister, Taylor...Favorite restaurant in Tucson is Rincon Market...Hobbies include playing basketball and going to the beach...Majoring in General Studies...Chose Arizona because, "The coaching staff and the prestigious baseball program."

\*2020 season cut short (15 games) due to COVID-19 pandemic.

### COPE CAREER STATS

Year	ERA	W	L	APP	GS	CG	SHO	SV	IP	H	R	ER	BB	SO	2B	3B	HR	BF	BAVG	WP	HBP	BK
2020	0.00	0	0	1	0	0	0	0	0.1	0	0	0	1	0	0	0	0	2	.000	0	0	0
<b>Total</b>	<b>0.00</b>	<b>0</b>	<b>0</b>	<b>1</b>	<b>0</b>	<b>0</b>	<b>0</b>	<b>0</b>	<b>0.1</b>	<b>0</b>	<b>0</b>	<b>0</b>	<b>1</b>	<b>0</b>	<b>0</b>	<b>0</b>	<b>0</b>	<b>2</b>	<b>.000</b>	<b>0</b>	<b>0</b>	<b>0</b>



# #5 KYSON DONAHUE

**CLASS:** Freshman  
**POSITION:** INF  
**HT/WT:** 6-3 / 205  
**B/T:** L/R  
**MAJOR:** General Studies  
**HOMETOWN:** Honolulu, Hawai'i  
**PREV. SCHOOL:** Punahou HS

## SINGLE-GAME CAREER HIGHS

**RUNS:** 4, vs. Albany (02/16/20)  
**HITS:** 3, vs. Albany (02/16/20)  
**2B:** 1, twice, last, vs. Southern Illinois (02/21/20)  
**3B:** None  
**HR:** None  
**RBI:** 1, vs. Rhode Island (02/29/20)

### ARIZONA 2020 (FRESHMAN)\*

Made nine appearances with eight starts...Hit .250 (5x20) with five runs scored, two doubles, and one RBI...Drew four walks to register a .400 on-base percentage...Made collegiate debut on Feb. 14 vs. Albany, going 1-for-2 with one run scored and one double...Notched a season-high three hits on Feb. 16 vs. Albany (3x3, 4 R, 2 BB)...All eight starts came defensively at shortstop.

### SUMMER 2019

Played for the La Crosse Loggers in the Northwoods League...Logged time in 49 games, hitting .256 with 32 runs scored, nine doubles, two triples, one home run, and 20 RBI...Drew 38 walks and finished the summer with a .403 on-base percentage...Played with Wildcat teammates Ryan Holgate and Tony Bullard.

### ARIZONA 2019 (FRESHMAN)

Redshirted.

### HIGH SCHOOL

Prepped at Punahou High School in Honolulu, Hawaii...Lettered three years in baseball playing shortstop, and one year in football playing safety...Selected as baseball team captain twice as a junior and senior...Named to Second-Team All-Conference as a junior and First-Team All-Conference as a senior.

### PERSONAL

Kyson Kaukapononahenahe Donahue...Son of Conan and Kathy Donahue...Father, Conan, is a longshoreman who previously played football at Oregon State University...Two brothers 'Olu and Mason...Enjoys hanging out with family and friends, going to the beach, and listening to music in his free time...Majoring in General Studies with an emphasis in Sports and Society...Came to Arizona because he "loved the coaching staff and being a part of a winning program."

\*2020 season cut short (15 games) due to COVID-19 pandemic.

### DONAHUE CAREER STATS

Year	AVG	GP	GS	AB	R	H	2B	3B	HR	RBI	SLG	BB	HBP	SO	GDP	OBP	SF	SH	SB	PO	A	E	FLD
2020	.250	9	8	20	5	5	2	0	0	1	.350	4	1	7	0	.400	0	2	1	5	16	5	.808
<b>Total</b>	<b>.250</b>	<b>9</b>	<b>8</b>	<b>20</b>	<b>5</b>	<b>5</b>	<b>2</b>	<b>0</b>	<b>0</b>	<b>1</b>	<b>.350</b>	<b>4</b>	<b>1</b>	<b>7</b>	<b>0</b>	<b>.400</b>	<b>0</b>	<b>2</b>	<b>1</b>	<b>5</b>	<b>16</b>	<b>5</b>	<b>.808</b>



## #37 GERMAN FAJARDO

**CLASS:** Freshman  
**POSITION:** RHP  
**HT/WT:** 5-11 / 164  
**B/T:** R/R  
**MAJOR:** General Studies  
**HOMETOWN:** Nogales, Ariz.  
**PREV. SCHOOL:** Nogales HS

### SINGLE-GAME CAREER HIGHS

**INNINGS PITCHED:** None  
**STRIKEOUTS:** None  
**WALKS:** None  
**BATTERS FACED:** None

#### ARIZONA 2020 (FRESHMAN)\*

Redshirted.

#### HIGH SCHOOL

Prepped at Nogales High School under head coach Oscar Favela... Lettered three years in baseball and also played junior varsity basketball... Made 25 career appearances on the mound, going 10-2 with a 2.54 ERA and 104 strikeouts... As a junior in 2018 was named first team All-Conference, All-Region, and All-State... Member of his high school Principal's List and Honor Roll.

#### PERSONAL

German Fajardo... Son of German and Maria Fajardo... Sister, Nicolette... Majoring in General Studies with an emphasis in Sports and Society... Chose Arizona because, "It was always my dream school."

\*2020 season cut short (15 games) due to COVID-19 pandemic.



# #40 QUINN FLANAGAN

**CLASS:** Sophomore  
**POSITION:** RHP  
**HT/WT:** 6-4 / 223  
**B/T:** R/R  
**MAJOR:** Finance  
**HOMETOWN:** Tempe, Ariz.  
**PREV. SCHOOL:** Corona del Sol HS

## SINGLE-GAME CAREER HIGHS

**INNINGS PITCHED:** 9.0, vs. Utah (03/16/19)  
**STRIKEOUTS:** 10, vs. Albany (02/15/20)  
**WALKS:** 4, three times, last, vs. Rhode Island (02/29/20)  
**BATTERS FACED:** 34, vs. Utah (03/16/19)

### HONORS AND AWARDS

- 2020 Pac-12 Spring Academic Honor Roll
- 2019 Pac-12 All-Academic First-Team

### ARIZONA 2020 (SOPHOMORE)\*

Made four starts in the Wildcats abbreviated season...Went 1-2 with a 3.32 ERA (8ERx21.2IP) and 23 strikeouts...Finished second on the team in strikeouts and third in ERA...Nine strikeouts looking were tied for eighth most in the Pac-12...Limited opposing hitters to a .212 batting average... Set a career-high with 10 strikeouts while leading the Wildcats to a shutout victory over Rhode Island on Feb. 15 (7.0,2,0,0,2,10)...Notched a perfect 1.000 fielding percentage on four chances.

### ARIZONA 2019 (FRESHMAN)

Pac-12 All-Academic First-Team selection...Made 17 appearances, 13 starts, for Arizona as a freshman...went 8-3 with one save and a 4.92 ERA (37ERx67.2IP)...Led the Wildcats qualified pitchers in ERA and tied for the team lead in wins, ranked second on the team in innings pitched... Limited opposing hitters to a .272 batting average...Struck out 42 batters in 67.2 innings of work...Tossed a complete-game shutout over Utah on March 16; allowed just six hits, all singles, and struck out four on 115 pitches...Struck out a career-high eight batters on May 18 at Penn State in 6.0 innings; allowed just three singles...Earned first career win in his first start on February 17 against UMass Lowell; worked 4.0 innings and allowed one earned run on four hits while striking out four...Went 4-0 with a 3.33 ERA (9ERx24.1IP) over his final seven appearances of the season...Logged four quality starts.

### HIGH SCHOOL

Prepped at Corona del Sol High School for Coach David Webb...Missed his junior and senior seasons because of an arm injury...Posted a 1.56 ERA in 49.1 innings pitched as a sophomore in 2015...Struck out 56 batters and earned six wins...Second-Team All-State...First-Team All-Conference and All-District as a sophomore...Graduated with a 4.0 grade point average.

### PERSONAL

Son of Cary and Monica Flanagan...Has one brother, James...Majoring in Finance...Chose Arizona because it's "close to home with a really good school and baseball program."

\*2020 season cut short (15 games) due to COVID-19 pandemic.

### FLANAGAN CAREER STATS

Year	ERA	W	L	APP	GS	CG	SHO	SV	IP	H	R	ER	BB	SO	2B	3B	HR	BF	BAVG	WP	HBP	BK
2019	4.92	8	3	17	13	1	1	1	67.2	75	48	37	26	42	13	3	4	313	.272	11	5	0
2020	3.32	1	2	4	4	0	0	0	21.2	18	14	8	9	23	4	0	1	96	.212	0	2	0
<b>Total</b>	<b>4.53</b>	<b>9</b>	<b>5</b>	<b>21</b>	<b>17</b>	<b>1</b>	<b>1</b>	<b>1</b>	<b>89.1</b>	<b>93</b>	<b>62</b>	<b>45</b>	<b>35</b>	<b>65</b>	<b>17</b>	<b>3</b>	<b>5</b>	<b>409</b>	<b>.258</b>	<b>11</b>	<b>7</b>	<b>0</b>



## #14 JONATHAN GUARDADO

**CLASS:** Junior  
**POSITION:** RHP  
**HT/WT:** 6-3 / 218  
**B/T:** R/R  
**MAJOR:** Literacy Learning & Leadership  
**HOMETOWN:** La Puente, Calif.  
**PREV. SCHOOL:** Nogales HS

### SINGLE-GAME CAREER HIGHS

**INNINGS PITCHED:** 3.2 at USC (04/14/18)  
**STRIKEOUTS:** 3, at Grand Canyon (04/10/18)  
**WALKS:** 6, at Grand Canyon (04/09/19)  
**BATTERS FACED:** 13, at USC (04/14/18)

#### ARIZONA 2020 (JUNIOR)\*

Did not play.

#### SUMMER 2019

Joined the Medicine Hat Mavericks in the Western Canadian Baseball League in mid-June...Pitched in 12 games (all in relief) and struck out 14 batters over 12.2 innings of work...Held opponents scoreless in each of his last two outings, spanning 4.0 innings.

#### ARIZONA 2019 (SOPHOMORE)

Made 13 relief appearances for the Cats as a sophomore...Posted a 9.82 ERA (12ERx11.0IP) without factoring into any decisions...Held opposing hitters to a .250 batting average while striking out 11...Did not allow a run over five straight outings from March 1-25...Worked a season-high 2.0 innings of scoreless relief on March 1 against Wisconsin-Milwaukee, allowing just one hit and striking out two...Allowed just one home run all season.

#### ARIZONA 2018 (FRESHMAN)

Appeared in 17 games in his debut season with the Wildcats...Finished with a 5.49 ERA in 19 2/3 innings...Surrendered 19 hits, while striking out 13 and walking 11...Held opposing batters to a .250 batting average...Tossed two shutout innings against San Diego State on March 6 in a 13-4 win...Threw three scoreless innings with three strikeouts in 16-1 win at Grand Canyon on April 10...Threw 3 2/3 hitless innings on April 14 at USC...Tossed a scoreless inning in win over Grand Canyon on May 8, striking out a pair.

#### HIGH SCHOOL

Prepped at Nogales High School for coach Donald Montanez...Went 14-0 with a 0.33 ERA and 135 strikeouts in 84 2/3 innings his senior season...Second-team USA Today All-America...First-team all-state selection...First-team all-conference selection...First-team all-district...San Gabriel Valley Tribune 2017 Player of the Year...Played catcher and hit .488 with 36 RBI and 13 doubles...Also lettered in football, earning all-league honors in 2015 and 2016.

#### PERSONAL

Son of Nancy and Arturo Guardado...Has three brothers, Anthony, Juan and Chris...Majoring in Literacy Learning & Leadership with an emphasis in Community Education...Chose Arizona because it's a "great program with even better coaches."

\*2020 season cut short (15 games) due to COVID-19 pandemic.

#### GUARDADO CAREER STATS

Year	ERA	W	L	APP	GS	CG	SHO	SV	IP	H	R	ER	BB	SO	2B	3B	HR	BF	BAVG	WP	HBP	BK
2018	5.49	1	0	17	0	0	0	0	19.2	19	15	12	11	13	0	1	2	92	.250	4	4	0
2019	9.82	0	0	13	0	0	0	0	11.0	11	13	12	22	11	0	1	1	71	.250	8	3	0
<b>Total</b>	<b>7.05</b>	<b>1</b>	<b>0</b>	<b>30</b>	<b>0</b>	<b>0</b>	<b>0</b>	<b>0</b>	<b>30.2</b>	<b>30</b>	<b>28</b>	<b>24</b>	<b>33</b>	<b>24</b>	<b>0</b>	<b>2</b>	<b>3</b>	<b>163</b>	<b>.250</b>	<b>12</b>	<b>7</b>	<b>0</b>



# #42 RYAN HOLGATE

**CLASS:** Sophomore  
**POSITION:** OF  
**HT/WT:** 6-2 / 193  
**B/T:** L/R  
**MAJOR:** Literacy Learning & Leadership  
**HOMETOWN:** Davis, Calif.  
**PREV. SCHOOL:** Davis HS

## SINGLE-GAME CAREER HIGHS

**RUNS:** 3, three times, last, vs. Albany (02/14/20)  
**HITS:** 3, twice, last, vs. Minnesota (02/17/20)  
**2B:** 2, twice, last, vs. Rhode Island (02/29/20)  
**3B:** 1, twice, last, vs. Utah (03/17/19)  
**HR:** 1, seven times, last, vs. Albany (02/14/20)  
**RBI:** 5, twice, last, vs. Rhode Island (02/29/20)

### HONORS AND AWARDS

- 2020 C.A.T.S. Academics February Student-Athlete of the Month
- 2019 *College Sports Madness* National Player of the Week (2/18)
- 2019 Northwoods League All-Star
- 2019 Major League Dreams Showcase selection

### ARIZONA 2020 (SOPHOMORE)\*

Started all 15 games for the Wildcats during sophomore campaign...Led the team and ranked eighth in the Pac-12 with a .377 (20x53) batting average...Also collected 11 runs, six doubles, one home run, and 12 RBI...Drew seven walks to bring on-base percentage to .459...Also ranked among the top players in the conference in doubles (T-3rd, 6), and slugging percentage (10th, .547)...Reached base safely in all 15 games during the season...Picked up six multi-hit games and two multi-RBI performances...Picked up a season-high five RBI on Feb. 29 vs. Rhode Island, highest single-game RBI mark of all Arizona players in 2020; went 2-for-3 with one run, two doubles, five RBI, and two walks...Opened the season with a seven-game hit streak, during which he hit .519 (14x27) with seven runs, three doubles, one home run, and six RBI...Started 13 games on defense in right field, twice as designated hitter...Notched a .963 fielding percentage on 27 chances.

### SUMMER 2019

Played for the La Crosse Loggers in the Northwoods League...Led the Northwoods League with 13 home runs and placed third on the circuit with 53 RBI after playing in 58 games with La Crosse...Across 222 at-bats Holgate put together a .297 batting average with 41 runs scored, 18 doubles, and 34 walks.

### ARIZONA 2019 (FRESHMAN)

Played in 53 games with 43 starts as a freshman...Hit .240 (40-for-167) with 35 runs scored, eight doubles, two triples, seven home runs, and 33 RBI...Registered a .437 slugging percentage and a .378 on-base percentage after drawing 35 walks, tied for third-most on the team...Seven home runs were fourth-most on the team...Named the College Sports Madness National Player of the Week on February 18 after his first collegiate series; went 6-for-14 (.429) with five runs scored, three home runs, and 12 RBI in four games against UMass Lowell...Hit first career home run in February 16 against UMass Lowell...Finished the year with at least one base hit in 17 of his last 19 contests...Defensive right fielder, posted an .891 fielding percentage.

### DRAFT

Selected by the Minnesota Twins in the 32nd round of the 2018 Major League Baseball Draft

### PERSONAL

Majoring in Literacy Learning & Leadership with an emphasis in Community Education.

\*2020 season cut short (15 games) due to COVID-19 pandemic.

### HOLGATE CAREER STATS

Year	AVG	GP	GS	AB	R	H	2B	3B	HR	RBI	SLG	BB	HBP	SO	GDP	OBP	SF	SH	SB	PO	A	E	FLD
2019	.240	53	43	167	35	40	8	2	7	33	.437	35	4	55	5	.378	3	0	0	49	0	6	.891
2020	.377	15	15	53	11	20	6	0	1	12	.547	7	1	12	0	.459	0	0	1	26	0	1	.963
<b>Total</b>	<b>.273</b>	<b>68</b>	<b>58</b>	<b>220</b>	<b>46</b>	<b>60</b>	<b>14</b>	<b>2</b>	<b>8</b>	<b>45</b>	<b>.464</b>	<b>42</b>	<b>5</b>	<b>67</b>	<b>5</b>	<b>.396</b>	<b>3</b>	<b>0</b>	<b>1</b>	<b>75</b>	<b>0</b>	<b>7</b>	<b>.915</b>



## #31 KADEN HOPSON

**CLASS:** Freshman

**POSITION:** C

**HT/WT:** 6-1 / 197

**B/T:** L/R

**MAJOR:** Literacy Learning & Leadership

**HOMETOWN:** Redlands, Calif.

**PREV. SCHOOL:** Redlands East Valley HS

### SINGLE-GAME CAREER HIGHS

**RUNS:** 1, vs. Albany (02/14/20)

**HITS:** None

**2B:** None

**3B:** None

**HR:** None

**RBI:** None

### ARIZONA 2020 (FRESHMAN)\*

Saw limited time in freshman season, playing in four games...Logged two plate appearances, drawing one walk and scoring one run...Made collegiate debut on Feb. 14 vs. Albany; went 0-for-0 with a run...Logged time defensively at catcher, making 12 putouts.

### HIGH SCHOOL

Attended Redlands East Valley High School in Redlands, Calif. and played baseball under head coach Bryan Ducey...As a senior, hit .426 with 25 runs scored, 15 RBI, and two home runs...First team All-Conference as a sophomore and senior...Second team All-Conference as a junior...Participated in the 2018 Perfect Game National Showcase.

### PERSONAL

Kaden Mark Hopson...Son of Mark and Kelly Hopson...Younger brother, Kamron...In his spare time enjoys listening to rap music and hanging out with his brother...Majoring in Literacy Learning & Leadership...Chose Arizona because, "I wanted to win a National Championship."

\*2020 season cut short (15 games) due to COVID-19 pandemic.

### HOPSON CAREER STATS

Year	AVG	GP	GS	AB	R	H	2B	3B	HR	RBI	SLG	BB	HBP	SO	GDP	OBP	SF	SH	SB	PO	A	E	FLD
2020	.000	4	0	1	1	0	0	0	0	0	.000	1	0	1	0	.500	0	0	0	12	0	1	.923
<b>Total</b>	<b>.000</b>	<b>4</b>	<b>0</b>	<b>1</b>	<b>1</b>	<b>0</b>	<b>0</b>	<b>0</b>	<b>0</b>	<b>0</b>	<b>.000</b>	<b>1</b>	<b>0</b>	<b>1</b>	<b>0</b>	<b>.500</b>	<b>0</b>	<b>0</b>	<b>0</b>	<b>12</b>	<b>0</b>	<b>1</b>	<b>.923</b>



# #12 GARRETT IRVIN

**CLASS:** Junior  
**POSITION:** LHP  
**HT/WT:** 6-0 / 180  
**B/T:** L/L  
**MAJOR:** Communication  
**HOMETOWN:** Corona, Calif.  
**PREV. SCHOOL:** Riverside CC

## SINGLE-GAME CAREER HIGHS

**INNINGS PITCHED:** 6.2, vs. Houston (03/06/20)  
**STRIKEOUTS:** 8, vs. Central Michigan (02/28/20)  
**WALKS:** 2, vs. Southern Illinois (02/21/20)  
**BATTERS FACED:** 24, vs. Houston (03/06/20)

### ARIZONA 2020 (JUNIOR)\*

Made four starts for the Wildcats and was one of three qualified pitchers on the team...Posted a perfect 4-0 record to go with a 3.18 ERA (8ERx22.2IP) and a team-leading 28 strikeouts...Led the conference with seven pickoffs and ranked among the top players in the Pac-12 in wins (T-1st, 4), strikeouts looking (T-5th, 10), and strikeouts (T-7th, 28)...Notched a season-best eight strikeouts on Feb. 28 vs. Central Michigan (6.0,3,1,1,1,8).

### BEFORE ARIZONA

Most recently attended Riverside Community College in 2019, where he was named Orange Empire Conference Pitcher of the Year...Went 10-2 with a 2.25 ERA and 98 strikeouts in 15 starts for Riverside, including a mark of 5-1 with a 2.81 ERA in conference play...Attended Point Loma in 2018, where he was named Pac-West Pitcher of the Year after going 7-2 with a 2.56 ERA...Prepped at Norco High School in Corona, Calif. where he played under head coach Gary Parcell...Tabbed to the Big Eight All-Conference team as a senior in 2017.

### DRAFT

Selected by the Boston Red Sox in the 40th round of the 2019 Major League Baseball Draft.

### PERSONAL

Garrett Jacob Irvin...Son of Gary and Cindy Irvin...Younger brother, Carson...Both parents are P.E. teachers...In his free time enjoys snowboarding, surfing, and wakeboarding...Majoring in Communication...Chose Arizona because, "I wanted to be part of their winning culture."

\*2020 season cut short (15 games) due to COVID-19 pandemic.

### IRVIN CAREER STATS

Year	ERA	W	L	APP	GS	CG	SHO	SV	IP	H	R	ER	BB	SO	2B	3B	HR	BF	BAVG	WP	HBP	BK
2020	3.18	4	0	4	4	0	0	0	22.2	19	9	8	4	28	3	0	0	86	.238	1	1	0
<b>Total</b>	<b>3.18</b>	<b>4</b>	<b>0</b>	<b>4</b>	<b>4</b>	<b>0</b>	<b>0</b>	<b>0</b>	<b>22.2</b>	<b>19</b>	<b>9</b>	<b>8</b>	<b>4</b>	<b>28</b>	<b>3</b>	<b>0</b>	<b>0</b>	<b>86</b>	<b>.238</b>	<b>1</b>	<b>1</b>	<b>0</b>



## #1 KOBE KATO

**CLASS:** Sophomore  
**POSITION:** INF/C  
**HT/WT:** 6-1 / 170  
**B/T:** L/R  
**MAJOR:** General Studies  
**HOMETOWN:** Aiea, Hawai'i  
**PREV. SCHOOL:** Aiea HS

### SINGLE-GAME CAREER HIGHS

**RUNS:** 2, vs. Utah (03/15/19)  
**HITS:** 1, five times, last, vs. Houston (03/07/20)  
**2B:** None  
**3B:** 1, vs. UMass Lowell (02/16/19)  
**HR:** None  
**RBI:** 2, vs. UMass Lowell (02/16/19)

### HONORS AND AWARDS

- 2019 Cal Ripken League Offensive Player of the Year
- 2019 Cal Ripken League All-Star
- 2019 All-Cal Ripken League First Team

### ARIZONA 2020 (SOPHOMORE)\*

Registered time in nine of the Wildcats 15 games during his sophomore campaign...Hit .333 (2x6) with one run scored and one RBI...Again drew more walks (2) than strikeouts (1), leading to a .500 on-base percentage...Logged hits against Rhode Island on Feb. 29 and Houston on March 7...Picked up a pair of stolen bases in his first two tastes of action, Feb. 15 vs. Albany and Feb. 17 vs. Minnesota.

### SUMMER 2019

Saw time in 39 games for the Bethesda Big Train in the Cal Ripken Collegiate Baseball League...Helped lead Bethesda to a Cal Ripken League Championship...Broke a trio of long-standing Cal Ripken League batting records (AVG, OBP, BB) en route to earning the circuit's Offensive Player of the Year award...Hit .441 with 43 runs, seven doubles, one home run, 27 RBI, and 48 walks...Earned both mid-season and post-season all-star selections.

### ARIZONA 2019 (FRESHMAN)

Played in 21 games as a freshman...Hit .250 (3x12) with eight runs scored, one triple, and three RBI...Drew more walks (7) than strikeouts (4) and posted a .500 on-base percentage...Went 1-for-2 with a triple and two RBI on Feb. 16 against UMass Lowell...Defensively saw time at catcher, posting a 1.000 fielding percentage.

### HIGH SCHOOL

Prepped at Aiea High School for coach Ryan Kato...First-team all-state...First-team all-district selection...Batted .350 his senior season and .342 for his career...Also earned letters in football, earning honorable mention all-conference honors...Member of the Principal's List, for students who earned a 4.0 or higher.

### PERSONAL

Son of Ryan and Kristen Kato...Has one brother, Tory...Dad played baseball at Hawaii and Sacramento State...Majoring in General Studies with an emphasis in Sports and Society...Chose Arizona because "I wanted to compete and be a part of a winning culture."

\*2020 season cut short (15 games) due to COVID-19 pandemic.

### KATO CAREER STATS

Year	AVG	GP	GS	AB	R	H	2B	3B	HR	RBI	SLG	BB	HBP	SO	GDP	OBP	SF	SH	SB	PO	A	E	FLD
2019	.250	21	0	12	8	3	0	1	0	3	.417	7	0	4	0	.500	1	0	0	28	4	0	1.000
2020	.333	9	0	6	1	2	0	0	0	1	.333	2	0	1	0	.500	0	0	2	2	2	0	1.000
<b>Total</b>	<b>.278</b>	<b>30</b>	<b>0</b>	<b>18</b>	<b>9</b>	<b>5</b>	<b>0</b>	<b>1</b>	<b>0</b>	<b>4</b>	<b>.389</b>	<b>9</b>	<b>0</b>	<b>5</b>	<b>0</b>	<b>.500</b>	<b>1</b>	<b>0</b>	<b>2</b>	<b>30</b>	<b>6</b>	<b>0</b>	<b>1.000</b>



# #4 GIL LUNA

**CLASS:** Junior  
**POSITION:** LHP  
**HT/WT:** 5-10 / 173  
**B/T:** L/L  
**MAJOR:** General Studies  
**HOMETOWN:** Casa Grande, Ariz.  
**PREV. SCHOOL:** Casa Grande Union HS

## SINGLE-GAME CAREER HIGHS

**INNINGS PITCHED:** 3.1, twice, last, at Arizona State (03/30/19)  
**STRIKEOUTS:** 5, twice, last, vs. Albany (02/16/20)  
**WALKS:** 4, twice, last, vs. Rhode Island (03/01/20)  
**BATTERS FACED:** 15, vs. Albany (02/16/20)

### HONORS AND AWARDS

- 2019 West Coast League All-Star

### ARIZONA 2020 (JUNIOR)\*

Made six appearances out of the Arizona bullpen, going 0-1 with a 7.45 ERA (8ERx9.2IP) with 13 strikeouts...Limited opposing hitters to a .263 batting average...Opened the year with two scoreless appearances spanning 4.2 innings of work with nine combined strikeouts...Logged his first career save on Feb. 21 vs. Southern Illinois at the Tony Gwynn Legacy event; worked 2.0 innings and struck out four without allowing a hit.

### SUMMER 2019

Played with the Bend Elks in the West Coast League...Struck out 59 batters over 39.2 innings of work...His 59 strikeouts were fourth-most in the league and good enough for a blistering K/9 rate of 13.39...Posted two 12-strikeout performances across nine games (eight starts) and held opposing hitters to a .157 batting average.

### ARIZONA 2019 (SOPHOMORE)

Appeared in 19 games with two starts as a sophomore...Went 2-2 with a 9.16 ERA (19ERx18.2IP) with 21 strikeouts...Limited opposing hitters to a .239 batting average...Held opponents without an earned run in 10-of-17 relief appearances...Did not allow an earned run in four straight outings from February 27 - March 5...Notched at least one strikeout in 13-of-19 appearances, including four multi-strikeout performances...Worked a season-high 3.1 innings of scoreless relief with five strikeouts on March 30 at Arizona State...Earned first collegiate win on March 3 against Wisconsin-Milwaukee; worked 1.1 scoreless innings and struck out one in 12-11 victory.

### ARIZONA 2018 (FRESHMAN)

Led the team with 23 appearances out of the bullpen...Posted a 5.32 ERA and an 0-1 record...In 23 2/3 innings, struck out 32 and gave up 22 hits...Limited opposing batters to a .253 batting average...Struck out three in 1 1/3 scoreless innings against Arkansas on Feb. 21...Tossed 1 1/3 scoreless innings against San Diego State on March 6, with a pair of strikeouts...Threw two innings against Oregon State on April 8 in 6-5 win, giving up one unearned run and striking out four...Pitched a season-high 3 1/3 innings against Arizona State on May 19 with four strikeouts...Finished the season with 1 2/3 scoreless innings over two appearances at Oregon.

### HIGH SCHOOL

Prepped at Casa Grande Union High School for coach John Batina...Collegiate Baseball Louisville Slugger All-American...AIA Section Player of the Year...AIA All-Division First-Team...Posted a 1.16 ERA with 138 strikeouts in 2016 as a junior...Struck out 138 of 252 batters faced...Finished his high school career with 249 strikeouts and 11 wins...Graduated with a 3.8 grade point average.

### PERSONAL

Son of Gilberto and Lis Luna...Has one sister, Viviana, and one brother, Daniel...Majoring in General Studies with an emphasis in Sports and Society...Chose Arizona because of the "amazing coaching staff, and because I loved the history of Arizona and it's very close to home."

\*2020 season cut short (15 games) due to COVID-19 pandemic.

### LUNA CAREER STATS

Year	ERA	W	L	APP	GS	CG	SHO	SV	IP	H	R	ER	BB	SO	2B	3B	HR	BF	BAVG	WP	HBP	BK
2018	5.32	0	1	23	0	0	0	0	23.2	22	15	14	19	32	6	0	2	110	.253	2	3	1
2019	9.16	2	2	19	2	0	0	0	18.2	16	21	19	26	21	2	1	0	97	.239	6	2	0
2020	7.45	0	1	6	0	0	0	1	9.2	10	10	8	13	13	2	0	0	53	.263	8	0	0
<b>Total</b>	<b>7.10</b>	<b>2</b>	<b>4</b>	<b>48</b>	<b>2</b>	<b>0</b>	<b>0</b>	<b>1</b>	<b>52</b>	<b>48</b>	<b>46</b>	<b>41</b>	<b>58</b>	<b>66</b>	<b>10</b>	<b>1</b>	<b>2</b>	<b>260</b>	<b>.250</b>	<b>16</b>	<b>5</b>	<b>1</b>



## #22 CHANDLER MURPHY

**CLASS:** Freshman  
**POSITION:** RHP  
**HT/WT:** 6-3 / 197  
**B/T:** L/R  
**MAJOR:** General Studies  
**HOMETOWN:** Peoria, Ariz.  
**PREV. SCHOOL:** Liberty HS

### SINGLE-GAME CAREER HIGHS

**INNINGS PITCHED:** 5.1, vs. Nebraska (02/23/20)  
**STRIKEOUTS:** 7, twice, last, vs. Nebraska (02/23/20)  
**WALKS:** 3, vs. Rhode Island (03/01/20)  
**BATTERS FACED:** 22, vs. Houston (03/08/20)

### HONORS AND AWARDS

- 2020 *Collegiate Baseball* Freshman All-American

### ARIZONA 2020 (FRESHMAN)\*

Made four starts as a freshman...Went 2-0 with a team-best 2.70 ERA (5ERx16.2IP) and 19 strikeouts...Opened collegiate career with 10.2 innings of scoreless work, the first Arizona true freshman to accomplish the feat during the StatCrew era (1998-present)...Limited opposing hitters to a .203 batting average, the lowest mark among qualified Wildcat pitchers...Opponent average was the 11th-best mark in the Pac-12 in 2020... Made collegiate debut on Feb. 16 vs. Albany and worked 5.0 scoreless innings, allowing just three hits and striking out seven (5.0,3,0,0,2,7)... Worked a season-high 5.1 innings on Feb. 23 vs. Nebraska at the Tony Gwynn Legacy event (5.1,2,1,0,0,7)...Earned the win in each of his first two college starts.

### HIGH SCHOOL

Attended Liberty High School in Peoria...Across four seasons on the mound, went 19-7 with a 2.06 ERA and 212 strikeouts...As a senior, posted a 3-1 record with a 0.58 ERA.

### DRAFT

Selected by the Houston Astros in the 36th round of the 2019 Major League Baseball Draft.

### PERSONAL

Majoring in General Studies with an emphasis in Sports and Society.

\*2020 season cut short (15 games) due to COVID-19 pandemic.

### MURPHY CAREER STATS

Year	ERA	W	L	APP	GS	CG	SHO	SV	IP	H	R	ER	BB	SO	2B	3B	HR	BF	BAVG	WP	HBP	BK
2020	2.70	2	0	4	4	0	0	0	16.2	12	7	5	7	19	1	1	1	72	.203	1	2	0
<b>Total</b>	<b>2.70</b>	<b>2</b>	<b>0</b>	<b>4</b>	<b>4</b>	<b>0</b>	<b>0</b>	<b>0</b>	<b>16.2</b>	<b>12</b>	<b>7</b>	<b>5</b>	<b>7</b>	<b>19</b>	<b>1</b>	<b>1</b>	<b>1</b>	<b>72</b>	<b>.203</b>	<b>1</b>	<b>2</b>	<b>0</b>



## #27 DAWSON NETZ

**CLASS:** Freshman  
**POSITION:** RHP  
**HT/WT:** 6-1 / 195  
**B/T:** R/R  
**MAJOR:** Pre-Business  
**HOMETOWN:** Sierra Madre, Calif.  
**PREV. SCHOOL:** Maranatha HS

### SINGLE-GAME CAREER HIGHS

**INNINGS PITCHED:** 4.1, twice, last, vs. Central Michigan (02/26/20)  
**STRIKEOUTS:** 5, vs. Central Michigan (02/26/20)  
**WALKS:** 1, three times, at Texas (03/03/20)  
**BATTERS FACED:** 18, twice, last, vs. Central Michigan (02/26/20)

### ARIZONA 2020 (FRESHMAN)\*

Kicked off collegiate career with four appearances (three starts), going 0-1 with a 2.45 ERA (3ERx11.0IP) and 12 strikeouts...Made collegiate debut, a start, on Feb. 17 vs. Minnesota (4.1,4,3,2,1,2)...Notched a career-high five strikeouts on Feb. 26 vs. Central Michigan (4.1,2,2,1,1,5)... Limited opposing hitters to a .189 batting average.

### HIGH SCHOOL

Attended Maranatha High School in Sierra Madre, Calif....Lettered four years in baseball under head coach Matt Shopper, also played football... As a junior set the state record for most consecutive scoreless innings pitched at 59.1 – previous record was 59.0 IP, set in 1970...First team All-Conference his sophomore, junior, and senior seasons...First team All-City, All-District, and All-Region as a junior and senior...Tabbed as a first team All-American by Perfect Game, USA Today, and MaxPreps as a senior...Across four varsity seasons on the mound, went 26-7 with a 0.47 ERA and 301 strikeouts...Also saw extended time at the plate, hitting a career .370 with 55 runs scored and 59 RBI.

### PERSONAL

Dawson Jonathan Smith Netz...Son of Dan and Lisa Netz...One brother, Daniel, and one sister, Devyn...Sister is a freshman with Arizona Softball...Majoring in Pre-Business.

\*2020 season cut short (15 games) due to COVID-19 pandemic.

### NETZ CAREER STATS

Year	ERA	W	L	APP	GS	CG	SHO	SV	IP	H	R	ER	BB	SO	2B	3B	HR	BF	BAVG	WP	HBP	BK
2020	2.45	0	1	4	3	0	0	0	11.0	7	5	3	3	12	1	2	1	44	.189	0	2	0
<b>Total</b>	<b>2.45</b>	<b>0</b>	<b>1</b>	<b>4</b>	<b>3</b>	<b>0</b>	<b>0</b>	<b>0</b>	<b>11.0</b>	<b>7</b>	<b>5</b>	<b>3</b>	<b>3</b>	<b>12</b>	<b>1</b>	<b>2</b>	<b>1</b>	<b>44</b>	<b>.189</b>	<b>0</b>	<b>2</b>	<b>0</b>



## #28 BLAKE PAUGH

**CLASS:** Junior  
**POSITION:** OF  
**HT/WT:** 6-2 / 198  
**B/T:** R/R  
**MAJOR:** Finance  
**HOMETOWN:** Scottsdale, Ariz.  
**PREV. SCHOOL:** Chaparral HS

### SINGLE-GAME CAREER HIGHS

**RUNS:** 2, three times, last, vs. Nebraska (02/23/20)  
**HITS:** 2, six times, last, vs. Nebraska (02/23/20)  
**2B:** 2, vs. North Dakota State (03/10/18)  
**3B:** None  
**HR:** 2, vs. Nebraska (02/23/20)  
**RBI:** 3, four times, last, vs. Nebraska (02/23/20)

### HONORS AND AWARDS

- 2020 Pac-12 Spring Academic Honor Roll
- 2019 Pac-12 All-Academic First-Team
- 2019 Alaska Baseball League All-Star
- 2019 Alaska Baseball League Second Team All-League

### ARIZONA 2020 (JUNIOR)\*

Logged time in 11 games with five starts as a junior...Hit .200 (4x20) with four runs scored, two home runs, and four RBI...Finished the year with a .500 slugging percentage and a .429 on-base percentage (six walks)...Posted first career multi-home run game on Feb. 23 vs. Nebraska at the Tony Gwynn Legacy event; went 2-for-4 with two runs scored, two home runs, and three RBI (drove in all three runs in Arizona's 3-2 victory)...Made two starts in right field and three as the designated hitter.

### SUMMER 2019

Played in 42 games Anchorage Bucs in the Alaska Baseball League...Helped lead the team to an Alaska League Championship...Collected a league-best eight home runs, 26 runs, six doubles, and 25 RBI...In six playoff contests he posted a .286 batting average and drove in four runs.

### ARIZONA 2019 (SOPHOMORE)

Pac-12 All-Academic First-Team selection...Played in 35 games with 12 starts as a sophomore...Hit .269 (14-for-52) with 11 runs scored, four doubles, four home runs, and 14 RBI...Registered a .577 slugging percentage and a .443 on-base percentage after drawing 13 walks...Hit first career home run on February 22 at Houston, went 1-for-3...Also hit homers on April 28 at No. 3 Stanford, May 4 against Oregon, and May 23 at Washington State...Drove in a career-high three RBI three times: April 28 at No. 3 Stanford (1x2, R, HR, 3 RBI), May 4 against Oregon (2x4, R, 2B, HR, 3 RBI), and May 16 at Penn State (2x2, 2B, 3 RBI)...Played defensively in the outfield, posting a .923 fielding percentage.

### ARIZONA 2018 (FRESHMAN)

Appeared in 26 games with eight starts as a freshman...Finished with a .261 batting average with three doubles and 10 RBI...Registered a multiple-hit game on March 10 against North Dakota State, going 2-for-3 with a pair of doubles and an RBI...Went 2-for-3 with two RBI and a run scored against New Mexico State on March 20...Went 1-for-3 with a double and two RBI against Washington State on March 25...Drove in a pair, going 1-for-2 against USC on April 15...Went 1-for-3 with an RBI at Utah on April 28...Posted a .414 on-base percentage for the season.

### HIGH SCHOOL

Prepped at Scottsdale Chaparral High School for coach Sam Messina...Named First-Team All-District as a senior...Hit .350 with six home runs and 30 RBI as a senior...Finished his high school career with a .320 average, 15 home runs and 65 RBI...2016 Area Codes participant...Three-year varsity letterman...Graduated with a 4.0 grade point average.

### PERSONAL

Son of Tom and Dawn Paugh...Has one sister, Arden...Majoring in Finance...Chose Arizona because "I love the school and the coaching that this prestigious baseball program has."

\*2020 season cut short (15 games) due to COVID-19 pandemic.

### PAUGH CAREER STATS

Year	AVG	GP	GS	AB	R	H	2B	3B	HR	RBI	SLG	BB	HBP	SO	GDP	OBP	SF	SH	SB	PO	A	E	FLD
2018	.261	26	8	46	4	12	3	0	0	10	.326	9	3	22	0	.414	0	0	1	7	0	1	.875
2019	.269	35	12	52	11	14	4	0	4	14	.577	13	4	21	2	.443	1	1	0	11	1	1	.923
2020	.200	11	5	20	4	4	0	0	2	4	.500	6	2	13	0	.429	0	0	0	2	0	0	1.000
<b>Total</b>	<b>.254</b>	<b>72</b>	<b>25</b>	<b>118</b>	<b>19</b>	<b>30</b>	<b>7</b>	<b>0</b>	<b>6</b>	<b>28</b>	<b>.466</b>	<b>28</b>	<b>9</b>	<b>56</b>	<b>2</b>	<b>.429</b>	<b>1</b>	<b>1</b>	<b>1</b>	<b>20</b>	<b>1</b>	<b>2</b>	<b>.913</b>



## #35 BLAKE PEYTON

**CLASS:** Freshman

**POSITION:** LHP

**HT/WT:** 6-2 / 198

**B/T:** L/L

**MAJOR:** General Studies

**HOMETOWN:** Santee, Calif.

**PREV. SCHOOL:** El Capitan HS

### SINGLE-GAME CAREER HIGHS

**INNINGS PITCHED:** 2.2, vs. Rhode Island (02/29/20)

**STRIKEOUTS:** 4, vs. Rhode Island (02/29/20)

**WALKS:** 3, vs. Rhode Island (02/29/20)

**BATTERS FACED:** 11, vs. Rhode Island (02/29/20)

### HONORS AND AWARDS

- 2019 Alaska Baseball League All-Star
- 2019 Alaska Baseball League Second Team All-League

### ARIZONA 2020 (FRESHMAN)\*

Made six relief appearances during first season of college action...Went 1-0 with a 2.16 ERA (2ERx8.1IP) with 11 strikeouts...Allowed just two hits and limited opposing hitters to a .077 batting average...Made collegiate debut on Feb. 17 vs. Minnesota (0.1,0,0,0,1,1)...Earned first career win on Feb. 29 vs. Rhode Island (2.2,0,0,0,3,4)...Held opponents scoreless in three of five outings.

### SUMMER 2019

Posted a strong summer swinging between the starting rotation and the bullpen for the Mat-Su Miners in the Alaska Baseball League...Logged 11 appearances, five starts, and posted a 3-0 record with a 2.67 ERA...Over 30.1 innings of work he struck out 30 batters and held opposing players to a .214 batting average...Made one postseason start for the Miners and struck out five in 3.2 innings.

### ARIZONA 2019 (FRESHMAN)

Redshirted.

### HIGH SCHOOL

Attended El Capitan High School in Lakeside, Calif...Lettered three years in baseball and one year in water polo...Named team captain as a junior and senior...Honored as team Most Valuable Player in junior and senior seasons...On the mound, compiled eight wins and posted a 3.71 ERA with 140 strikeouts over three varsity seasons...Also played first base and outfield.

### PERSONAL

Blake David Peyton...Son of Brad and Johnna Peyton...Two older siblings, one brother and one sister...Hobbies include watching movies and swimming...Majoring in General Studies with an emphasis in Social Behavior and Human Understanding...Chose Arizona because "I believe I will become the best player and person possible here."

\*2020 season cut short (15 games) due to COVID-19 pandemic.

### PEYTON CAREER STATS

Year	ERA	W	L	APP	GS	CG	SHO	SV	IP	H	R	ER	BB	SO	2B	3B	HR	BF	BAVG	WP	HBP	BK
2020	2.16	1	0	6	0	0	0	0	8.1	2	2	2	5	11	0	0	2	33	.077	2	1	0
<b>Total</b>	<b>2.16</b>	<b>1</b>	<b>0</b>	<b>6</b>	<b>0</b>	<b>0</b>	<b>0</b>	<b>0</b>	<b>8.1</b>	<b>2</b>	<b>2</b>	<b>2</b>	<b>5</b>	<b>11</b>	<b>0</b>	<b>0</b>	<b>2</b>	<b>33</b>	<b>.077</b>	<b>2</b>	<b>1</b>	<b>0</b>



## #30 PRESTON PRICE

**CLASS:** Senior  
**POSITION:** RHP  
**HT/WT:** 6-1 / 198  
**B/T:** L/R  
**MAJOR:** General Studies  
**HOMETOWN:** Vista, Calif.  
**PREV. SCHOOL:** Cathedral Catholic HS

### SINGLE-GAME CAREER HIGHS

**INNINGS PITCHED:** 3.0, vs. Utah (03/15/19)  
**STRIKEOUTS:** 2, ten times, last, vs. Houston (03/08/30)  
**WALKS:** 3, at Grand Canyon (04/09/19)  
**BATTERS FACED:** 17, vs. Utah (03/15/19)

#### ARIZONA 2020 (SENIOR)\*

Led all Arizona pitchers with eight appearances, all in relief...Posted a 1-0 record with a 2.45 ERA (3ERx11.0IP) and 11 strikeouts...Limited opposing hitters to a .262 batting average...Held opponents off the scoreboard in six of his eight outings...Earned the win in Arizona's final game of the season vs. Houston on March 8 (1.1,0,0,0,1,2)...Worked a season-high 2.2 innings twice in back-to-back games vs. Rhode Island on March 1 (2.2,4,2,2,1,0) and at Texas on March 3 (2.2,3,1,1,0,2).

#### ARIZONA 2019 (JUNIOR)

Made 13 relief appearances for the Cats as a junior...Posted an 8.31 ERA (12ERx13.0IP) without facting into any decisions...Opened the season with three straight scoreless outings, spanning 2.0 innings of work...Tossed a scoreless inning of relief on April 20 at No. 2 ranked Oregon State, striking out two...Struck out multiple batters on four occasions.

#### SUMMER 2018

Pitched for the Anchorage Bucs of the Alaska Baseball League...Earned Arizona Baseball Summer Pitcher of the Year honors...Went 3-2 with a 3.07 ERA in eight starts...Logged 41 innings, allowing 36 hits and 11 walks, while striking out 35.

#### ARIZONA 2018 (SOPHOMORE)

Threw 9 2/3 innings as a sophomore, posting a 2.79 ERA...Struck out six, gave up eight hits and held opposing batters to a .235 average...Made his first appearance of the season on Feb. 18 versus Bryant, tossing a scoreless inning with a strikeout...Went a season-high 2 1/3 innings March 13 at Arizona State and earned the win...Gave up three hits, no runs and struck out one against the Sun Devils...Tossed two hitless innings on March 31 versus Nicholls State...Tossed 1 1/3 scoreless innings against Grand Canyon on May 8...Made his final appearance of the season on May 11 at California.

#### ARIZONA 2017 (FRESHMAN)

Made one appearance in relief as a freshman.

#### HIGH SCHOOL

Played for Coach Gary Remiker at Cathedral Catholic High School in San Diego...Totaled 77 2/3 innings total as a junior and senior, registering seven wins, 78 strikeouts and an ERA of 1.98 in 17 appearances...Went 6-3 with a 2.20 ERA as a senior...Pitched 57 1/3 innings, striking out 57 batters.

#### PERSONAL

Is the son of Roger and Kristie Price...Has two sisters, Riley and Tyler, and one brother, Parker...Dad played football at BYU...Sister played softball at Sacramento State...Brother, Parker, played soccer at University of San Diego...Majoring in General Studies with an emphasis in Sports and Society...Chose Arizona because "it has been my dream school since seventh grade."

\*2020 season cut short (15 games) due to COVID-19 pandemic.

#### PRICE CAREER STATS

Year	ERA	W	L	APP	GS	CG	SHO	SV	IP	H	R	ER	BB	SO	2B	3B	HR	BF	BAVG	WP	HBP	BK
2017	0.00	0	0	1	0	0	0	0	1.0	0	0	0	1	1	0	0	0	4	.000	0	0	0
2018	2.79	2	1	12	0	0	0	0	9.2	8	3	3	6	6	1	0	0	40	.235	3	0	0
2019	8.31	0	0	13	0	0	0	0	13.0	20	12	12	12	11	3	0	2	74	.351	3	3	0
2020	2.45	1	0	8	0	0	0	0	11.0	11	3	3	3	11	1	1	0	47	.262	2	0	0
<b>Total</b>	<b>4.67</b>	<b>3</b>	<b>1</b>	<b>34</b>	<b>0</b>	<b>0</b>	<b>0</b>	<b>0</b>	<b>34.2</b>	<b>39</b>	<b>18</b>	<b>18</b>	<b>22</b>	<b>29</b>	<b>5</b>	<b>1</b>	<b>2</b>	<b>165</b>	<b>.287</b>	<b>8</b>	<b>3</b>	<b>0</b>



## #24 JACOB SHAVER

**CLASS:** Freshman  
**POSITION:** UTIL  
**HT/WT:** 5-8 / 192  
**B/T:** R/R  
**MAJOR:** Literacy Learning & Leadership  
**HOMETOWN:** Riverton, Utah  
**PREV. SCHOOL:** Jordan HS

### SINGLE-GAME CAREER HIGHS

**RUNS:** None  
**HITS:** None  
**2B:** None  
**3B:** None  
**HR:** None  
**RBI:** None

#### ARIZONA 2020 (FRESHMAN)\*

Redshirted.


#### HIGH SCHOOL

Prepped at Jordan High School in Sandy, Utah...Lettered four years in both baseball and football...Played baseball under head coach Chad Fife...As a senior, hit .340 with 30 runs scored and 24 RBI...Two-time All-State selection in both baseball and football...Four-year member of the school's Honor Roll.

#### PERSONAL

Jacob Matthew Shaver...Son of Greg and Shelby Shaver...One older brother, Colton, and one younger sister, Alexis...Brother Colton plays in the Houston Astros organization...Outside of baseball enjoys snowboarding, hunting, and hiking...Majoring in Literacy Learning & Leadership with an emphasis in Leadership for Equity Access & Success...Chose Arizona because, "I wanted to play for Jay Johnson at the best school in the country."

\*2020 season cut short (15 games) due to COVID-19 pandemic.



## #26 VINCE VANNELLE

**CLASS:** Senior  
**POSITION:** RHP  
**HT/WT:** 5-10 / 202  
**B/T:** R/R  
**MAJOR:** Nondegree Seeking Graduate  
**HOMETOWN:** Dublin, Ohio  
**PREV. SCHOOL:** Florida Southwestern

### SINGLE-GAME CAREER HIGHS

**INNINGS PITCHED:** 4.1, at Texas (03/03/20)  
**STRIKEOUTS:** 6, at Texas (03/03/20)  
**WALKS:** 2, five times, last, at Washington State (05/24/19)  
**BATTERS FACED:** 19, at Texas (03/03/20)

#### ARIZONA 2020 (SENIOR)\*

Posted five relief appearances, going 1-0 with a 1.35 ERA (2ERx13.1IP), 20 strikeouts, and a team-best two saves...Held opponents scoreless in four of five outings; did not allow a hit in three of five appearances...Limited opposing hitters to a .152 batting average...Finished the year ranked third on the team with 20 strikeouts...Two saves were tied for fifth most in the Pac-12...Posted career-high marks in innings pitched (4.1), strikeouts (6), pitches (85), and batters faced (19) on March 3 at Texas (4.1,5,2,2,1,6).

#### ARIZONA 2019 (JUNIOR)

Made 26 appearances, one start, for the Wildcats as a junior...Went 2-2 with two saves and a 3.47 ERA (14ERx36.1IP) and 27 strikeouts...Limited opposing hitters to a .284 batting average...Logged three stretches of at least four games without allowing an earned run, including his final four outings of the season...Opened the year with 3.0 scoreless frames against UMass Lowell on February 16, striking out three and earning the win...Struck out a season-high five batters over 3.0 innings of scoreless relief on April 5 against Washington, earning the save...Worked a season-long 3.1 innings of relief on May 4 against Oregon, holding the Ducks scoreless while striking out three...Tossed 2.1 scoreless, one-hit innings on March 30 at No. 9 ranked Arizona State, striking out two...Posted a 2.08 ERA (3ERx13.0IP) across his final eight appearances of the season.

#### BEFORE ARIZONA

Played two seasons at Florida Southwestern State College (2017-18)...Made 33 appearances (25 starts) and went 11-9 with a 2.60 ERA across 159.0 innings...Led the Buccaneers with a 2.15 ERA as a freshman...Attended Mason High School and played under head coach Curt Bly... Lettered two years in football (quarterback), three years in baseball (shortstop, pitcher, third base), and two years in wrestling... Selected to First-Team All-Conference twice as a junior and senior...As a junior and senior also earned All-City, All-District, and All-Region recognition...Named Second-Team All-State as a senior...First player in school history to be named team captain twice.

#### PERSONAL

Vincent Guyteno Vannelle...Son of Jim and Holly Vannelle...One older brother, Nick...Enjoys fishing in his free time...Majored in General Studies, now a nondegree seeking graduate...Chose Arizona "to get the best coaching and to be involved in something great."

\*2020 season cut short (15 games) due to COVID-19 pandemic.

#### VANNELLE CAREER STATS

Year	ERA	W	L	APP	GS	CG	SHO	SV	IP	H	R	ER	BB	SO	2B	3B	HR	BF	BAVG	WP	HBP	BK
2019	3.47	2	2	26	1	0	0	2	36.1	40	15	14	17	27	5	0	2	165	.284	4	4	0
2020	1.35	1	0	5	0	0	0	2	13.1	7	2	2	3	20	1	0	0	50	.152	0	1	0
<b>Total</b>	<b>2.90</b>	<b>3</b>	<b>2</b>	<b>31</b>	<b>1</b>	<b>0</b>	<b>0</b>	<b>4</b>	<b>49.2</b>	<b>47</b>	<b>17</b>	<b>16</b>	<b>20</b>	<b>47</b>	<b>6</b>	<b>0</b>	<b>2</b>	<b>215</b>	<b>.251</b>	<b>4</b>	<b>5</b>	<b>0</b>



## #23 DONTA' WILLIAMS

**CLASS:** Junior  
**POSITION:** OF  
**HT/WT:** 5-10 / 169  
**B/T:** L/L  
**MAJOR:** General Studies  
**HOMETOWN:** Las Vegas, Nev.  
**PREV. SCHOOL:** Legacy HS

### SINGLE-GAME CAREER HIGHS

**RUNS:** 4, four times, last, vs. Rhode Island (02/29/20)  
**HITS:** 4, two times, last, at Washington State (05/23/19)  
**2B:** 2, vs. UMass Lowell (02/15/19)  
**3B:** 2, at Washington State (05/23/19)  
**HR:** 1, three times, last, at Grand Canyon (04/09/19)  
**RBI:** 3, seven times, last, vs. Houston (03/06/20)

### HONORS AND AWARDS

- 2019 Pac-12 All-Defensive Team

### ARIZONA 2020 (JUNIOR)\*

Started all 15 games of junior campaign in center field...Hit .348 (16x46) with 22 runs scored, three doubles, two triples, and 14 RBI...Drew an astonishing 15 walks to just eight strikeouts to post a .527 on-base percentage that was tied for the team lead...One of two Arizona players to reach base safely in all 15 games of the 2020 season...Drew a career-high five walks on March 1 vs. Rhode Island (previous high: 2 walks)...Led the Wildcats, ranked second in the Pac-12, and ranked tied for 11th nationally with 22 runs scored...Also ranked among the top players in the Pac-12 in on-base percentage (T-5th, .527), triples (T-1st, 2), walks (T-5th, 15), sac flies (1st, 5), and hit by pitch (1st, 8)...Posted five multi-hit games and three multi-RBI performances...One of two Arizona regulars to post a perfect 1.000 fielding percentage (31 chances).

### SUMMER 2019

Williams saw time in 25 regular season games with the Cotuit Kettleers in the Cape Cod League and picked up 14 runs, a pair of home runs, and three RBI...Was a big contributor to Cotuit's postseason run that ended with a Cape Cod League Championship, as he collected six hits, five runs, one double, and five RBI across seven playoff games.

### ARIZONA 2019 (SOPHOMORE)

Pac-12 All-Defensive Team selection...Appeared in all 56 games with 53 starts as a sophomore...Hit .267 (55x206) with 58 runs scored, 11 doubles, six triples, two home runs, and 35 RBI...Registered a .408 slugging percentage and a .396 on-base percentage...Finished the year tied for third in the Pac-12 with six triples and tied for seventh with 58 runs scored...His 31 runs scored in conference play were second on the team and tied for third most in the Pac-12...Made a spectacular diving catch on April 14 against California that became the No. 5 play of the day on SportsCenter...Went 4-for-4 with four runs scored, two triples, and three RBI on May 23 at Washington State...Opened the year with a 2-for-3 performance that included two runs scored, two doubles, and a pair of walks...Went 4-for-5 with four runs scored, one double, one triple, and a stolen base on March 8 against College of Charleston...Notched 13 multi-hit games and nine multi-RBI outings...Saw time on defense in left field and center field...Led all Wildcats players with at least 100 chances with a .993 fielding percentage.

### ARIZONA 2018 (FRESHMAN)

Appeared in 43 games as a freshman with 24 starts...Finished with a .258 batting average with 20 runs scored, two doubles, one triple, one home run and 10 RBI...Posted a .395 on-base percentage with 19 walks in 97 at-bats...Registered first career multi-hit game on March 2 at Minnesota, going 2-for-5...Hit his first career home run on March 31 versus Nicholls State...Went 1-for-2 with two runs scored, an RBI and a triple against UCLA on May 5...His hit on May 19 against Arizona State allowed winning run to score, giving Arizona the series win over the Sun Devils...Went 3-for-5 with one run scored on May 24 at Oregon.

### HIGH SCHOOL

Prepped at Legacy High School for coach Joey Lauria...Las Vegas Review Journal First-Team All-State...First-Team All-Southern Nevada...Batted .452 his senior season with one home run, 32 runs scored and 11 stolen bases...Served as a captain for all four seasons...Finished his career with a .375 batting average and 40 stolen bases.

### PERSONAL

Son of Harry and Cheryl Williams...Majoring in General Studies with an emphasis in Sports and Society...Chose Arizona because "I love the atmosphere and it has been my dream school. The coaching staff is unbelievable."

\*2020 season cut short (15 games) due to COVID-19 pandemic.

### WILLIAMS CAREER STATS

Year	AVG	GP	GS	AB	R	H	2B	3B	HR	RBI	SLG	BB	HBP	SO	GDP	OBP	SF	SH	SB	PO	A	E	FLD
2018	.258	43	24	97	20	25	2	1	1	10	.330	19	3	28	0	.395	0	1	1	41	1	2	.955
2019	.267	56	53	206	58	55	11	6	2	35	.408	34	12	45	1	.396	3	3	7	147	5	1	.993
2020	.348	15	15	46	22	16	3	2	0	14	.500	15	8	8	0	.527	5	0	2	30	1	0	1.000
<b>Total</b>	<b>.275</b>	<b>114</b>	<b>92</b>	<b>349</b>	<b>100</b>	<b>96</b>	<b>16</b>	<b>9</b>	<b>3</b>	<b>59</b>	<b>.398</b>	<b>68</b>	<b>23</b>	<b>81</b>	<b>1</b>	<b>.417</b>	<b>8</b>	<b>4</b>	<b>10</b>	<b>218</b>	<b>7</b>	<b>3</b>	<b>.987</b>

## INCOMING PLAYER BIOS



### #15 JACOB BERRY

**CLASS:** Freshman  
**POSITION:** 3B/1B  
**HT/WT:** 6-0 / 212  
**B/T:** S/R  
**MAJOR:** Undecided  
**HOMETOWN:** Queen Creek, Ariz.  
**PREV. SCHOOL:** Queen Creek HS

**HIGH SCHOOL:** Prepped at Queen Creek High School in Arizona... Participated in the 2019 Perfect Game National Showcase and the 2019 Area Code Games... Selected to Perfect Game Preseason Underclass All-American teams in 2018 and 2019... 2020 Perfect Game Preseason All-American... Finished high school career ranked as a Top-110 prospect nationally by Perfect Game and the No. 3-ranked player in Arizona.

**PERSONAL:** Undecided on major.



### #52 TAG BROSS

**CLASS:** Freshman  
**POSITION:** OF  
**HT/WT:** 6-0 / 176  
**B/T:** L/R  
**MAJOR:** Pre-Business  
**HOMETOWN:** Scottsdale, Ariz.  
**PREV. SCHOOL:** Notre Dame Prep HS

**HIGH SCHOOL:** Attended Notre Dame Prep High School in Scottsdale... Lettered three years in baseball under head coach Brian Fischer as an outfielder... 2018 and 2019 Perfect Game Preseason Underclass All-American... 2020 Perfect Game Preseason All-American and First Team All-West Region selection... Played competitive hockey through age 17; recruited to play junior hockey in Canada.

**PERSONAL:** Tag Turner Bross... Son of Terry and Christy Bross... One older brother, Hunter... Three older sisters, Jolie, Romy, and Haylee... Father, Terry, played nine years of professional baseball, including time with the New York Mets (1991) and San Francisco Giants (1993); included time with the Triple-A Tucson Sidewinders in 1999... Father also played basketball at St. John's... Enjoys fishing and hunting in his free time... Majoring in Pre-Business... Chose Arizona because, "The coaches are unbelievably and I wanted to win."



### #16 KYLE CASPER

**CLASS:** Freshman  
**POSITION:** OF/RHP  
**HT/WT:** 6-2 / 180  
**B/T:** R/R  
**MAJOR:** Undecided  
**HOMETOWN:** El Cajon, Calif.  
**PREV. SCHOOL:** Valhalla HS

**HIGH SCHOOL:** Prepped at Valhalla High School in San Diego under head coach Ryan Wheeler... Lettered four years in baseball as an outfielder and one year in football at quarterback... Finished high school career ranked as a Top-40 outfielder nationally by Perfect Game... Participated in the 2019 Perfect Game National Showcase and 2018 Junior National Showcase... Perfect Game Preseason Underclass All-American in 2017, 2018, and 2019... Perfect Game Preseason All-American and All-Region First Team in 2020... Across 98 career games hit .385 with 92 runs, 68 RBI, 25 doubles, five triples, and two home runs.

**PERSONAL:** Kyle Michael Casper... Son of Steve Casper... One older brother, Casey... Father, Steve, played football at UTEP... Enjoys going to the beach and hanging out with friends in his free time... Undecided on major... Chose Arizona because, "The area and coaching staff fit into my interests and it is a great school with a great baseball program."



### #38 RILEY COOPER

**CLASS:** Freshman  
**POSITION:** LHP  
**HT/WT:** 6-2 / 164  
**B/T:** L/L  
**MAJOR:** Undecided  
**HOMETOWN:** Fresno, Calif.  
**PREV. SCHOOL:** Clovis North HS

**HIGH SCHOOL:** Prepped at Clovis North High School in Fresno, California... Lettered four years in baseball under head coach Jeff Prieto... 2019 Perfect Game Preseason Underclass All-American and 2020 Perfect Game Preseason All-American... Earned All-Conference honors all four years and All-State selections in his final three seasons... Participated in the 2018 and 2019 Area Code Games.

**PERSONAL:** Riley Jacob Cooper... One older brother, Garrett... Enjoys fishing, hiking, and camping in his free time... Undecided on major... Chose Arizona because, "It felt like home from the beginning. I felt a good relationship with the coaches that recruited me and I knew it was the place I wanted to be."



### #33 TJ CURD

**CLASS:** Freshman  
**POSITION:** 1B/LHP  
**HT/WT:** 5-11 / 199  
**B/T:** L/L  
**MAJOR:** Biology  
**HOMETOWN:** Port St. Lucie, Fla.  
**PREV. SCHOOL:** Treasure Coast HS

**HIGH SCHOOL:** Prepped at Treasure Coast High School in Port Saint Lucie, Florida...Lettered four years in baseball as a first baseman, left-hander pitcher, and outfielder under head coach Mike Sindone... Ranked Top-250 nationally by Perfect Game in the class of 2020... All-District 9A-7 honoree as a sophomore, junior, and senior... Team captain and team MVP as a junior and senior... Excelled in the classroom as well; graduated in the top 10% of his class, earned a Cambridge Advanced International Certificate (AICE) diploma, and selected as an Academic All-American.

**PERSONAL:** John Michael Curd...Son of John and Makesha Curd... One sister, Cassidy...Mother, Makesha, played collegiate softball at Nova Southeastern University in Florida...Enjoys hiking, fishing, and spending time with family and friends in his free time...Won the Pop Warner National Championship in football in 2011...Majoring in Biology with an emphasis in Biomedical Sciences...Chose Arizona because, "I felt a great connection with the coaching staff and felt as if it was my best opportunity to develop and become the best version of myself."



### #8 CHASE DAVIS

**CLASS:** Freshman  
**POSITION:** OF  
**HT/WT:** 6-1 / 211  
**B/T:** L/L  
**MAJOR:** Spanish  
**HOMETOWN:** Elk Grove, Calif.  
**PREV. SCHOOL:** Franklin HS

**HIGH SCHOOL:** Prepped at Franklin High School in Sacramento, California...Lettered four years in baseball under head coach Bryan Kirby...Finished high school ranked as the No. 9 player in the country and No. 1 player in California by Perfect Game...Participated in the 2018 Underclass Area Code Games and 2019 Area Code Games, both times with the Oakland A's...Played in the 2019 Perfect Game All American Classic...Tabbed as a Perfect Game Preseason Underclass All-American in 2018 and 2019...Prior to senior year was named a 2020 Perfect Game Preseason All-American...Excelled in the classroom as well, earning Honor Roll recognition.

**PERSONAL:** Chase Davis...Son of Tommy and Jamille Davis...One younger brother, Jordan...Father, Tommy, played football at Southern Oregon State...Mother, Jamille, played volleyball at Cornell... Enjoys dancing and listening to Reggaeton in his free time...Speaks Spanish...Majoring in Spanish...Chose Arizona because, "The great baseball reputation. Also, the culture of Tucson; the food, the environment, and it feels like home."




### #46 JACK GRANT

**CLASS:** Freshman  
**POSITION:** INF  
**HT/WT:** 6-0 / 163  
**B/T:** R/R  
**MAJOR:** Pre-Business  
**HOMETOWN:** Danville, Calif.  
**PREV. SCHOOL:** San Ramon Valley HS

**HIGH SCHOOL:** Prepped at San Ramon Valley High School in Danville, California...Lettered four years in baseball as a shortstop under head coach Chris Declerq...Over three years of varsity play hit .327 with 26 runs and 38 RBI...As a junior in 2019, posted a .407 batting average with 11 runs and 21 RBI in 27 games...All-Conference, All-City, All-District, and All-Region selection as a junior in 2019... Played with the Athletics at the 2018 and 2019 Area Code Games... Named to Perfect Game Preseason Underclass All-America teams as a freshman, sophomore, and junior...Perfect Game Preseason All-American in 2020...Participated in the Perfect Game Underclass All-America Games in 2018.

**PERSONAL:** Jack Robert Grant...Son of David and Jodie Grant... One younger sister, Ava...Great aunt on his mother's side is four-time Grammy Award winner and five-time Platinum album singer-songwriter Pat Benatar...Majoring in Pre-Business...Chose Arizona because, "I came here on a visit and immediately fell in love with the school and the coaching staff. I realized this was the place that I could develop my skills the most. Plus, playing with some of the most amazing guys I have ever met was impossible to pass up."



### #39 RYAN KYSAR

**CLASS:** Freshman  
**POSITION:** RHP  
**HT/WT:** 6-0 / 192  
**B/T:** R/R  
**MAJOR:** Undecided  
**HOMETOWN:** Valencia, Calif.  
**PREV. SCHOOL:** Valencia HS

**HIGH SCHOOL:** Prepped at Valencia High School in California... Lettered three years in baseball under head coach Mike Killinger... Across 15 varsity starts posted a 4-2 record with a 2.79 ERA and 111 strikeouts in 72.2 innings...Participated in the 2019 Perfect Game National Showcase...Selected as a 2019 Perfect Game Preseason Underclass All-American and 2020 Perfect Game Preseason All-American...Participated in the 2019 Area Code Games with the Milwaukee Brewers.

**PERSONAL:** Ryan Lee Kysar...Son of Brad and Cinda Kysar...Two sisters...Sister, Becca Kysar, played soccer at Cal State University of Stanislaus...Enjoys going to the beach, hiking, and surfing in his free time...Undecided on major...Chose Arizona because, "The coaching staff and atmosphere made it feel like home."



## #50 CAMERON LaLIBERTE

**CLASS:** Freshman  
**POSITION:** C  
**HT/WT:** 6-1 / 191  
**B/T:** R/R  
**MAJOR:** Biology  
**HOMETOWN:** Gilbert, Ariz.  
**PREV. SCHOOL:** Chandler-Gilbert CC

**BEFORE ARIZONA:** Attended Chandler-Gilbert Community College in 2020... Played in 15 games at CGCC and hit .268 with five runs, six RBI, and two stolen bases in shortened 2020 season... Prepped at Basha High School in Gilbert, Arizona... Lettered three years in baseball as a catcher and first baseman under head coach Jim Schilling... Selected to 2019 Perfect Game Preseason All-America team... All-Conference as a junior and senior... All-District Chandler Unified School District as a junior and senior... All-Premier Region as a junior and senior.

**PERSONAL:** Cameron David LaLiberte... Son of Brian and Dawn LaLiberte... One younger brother, Chase... Enjoys woodworking in his free time... Built a 40-foot pergola in his backyard; hung a net on it and used it as a batting cage... Majoring in Biology with an emphasis in Biomedical Sciences... Chose Arizona because, "It has always been my dream school and it offered the ability to stay in-state and close to home."



## #51 TREVOR LONG

**CLASS:** Freshman  
**POSITION:** RHP  
**HT/WT:** 6-1 / 171  
**B/T:** R/R  
**MAJOR:** Pre-Business  
**HOMETOWN:** Scottsdale, Ariz.  
**PREV. SCHOOL:** Chaparral HS

**HIGH SCHOOL:** Prepped at Chaparral High School in Scottsdale, lettering three years in baseball... Played third base, shortstop, second base, center field, right field, and was a right-handed pitcher under head coach Troy Gorlavch... No. 1 ranked outfielder in the state of Arizona for the class of 2020 according to Perfect Game... Across 64 career varsity games hit .321 with 51 runs scored and 50 RBI... During shortened 2020 senior season he posted a .381 batting average with eight runs, nine RBI, and five extra-base hits... 2018 and 2019 Perfect Game Preseason Underclass All-American... Selected to 2020 Perfect Game Preseason All-America and First Team All-West Region teams... Participated in the 2019 Perfect Game National Showcase... Played for the Reds at the 2019 Area Code Games... Excelled in the classroom as a member of the National Junior Honor Society.

**PERSONAL:** Trevor Shawn Long... Son of Paul and Heather Long... Father, Paul, attended Arizona... Two younger brothers, Ryan and Devin... Grandfather, Gene Long, played baseball at the University of Ohio... Enjoys playing air hockey, swimming, and wiffle ball in his free time... Majoring in Pre-Business... Chose Arizona because, "Their track record of developing players. I felt that by going here, I would be able to become the best player that I can be and play on a championship team. The school had a great atmosphere and made me feel like I could call it home."




## #11 NIK McCLAUGHRY

**CLASS:** Sophomore  
**POSITION:** INF  
**HT/WT:** 5-8 / 160  
**B/T:** R/R  
**MAJOR:** General Studies  
**HOMETOWN:** Rocklin, Calif.  
**PREV. SCHOOL:** Sacramento City College

**BEFORE ARIZONA:** Attended Sacramento City College from 2018-20... Across two years and 58 games with the Panthers hit .260 with 39 runs, 26 RBI, and a .391 on-base percentage... Earned Big 8 Conference Gold Glove award during his time at SCC... Prepped at Rocklin High School in California under head coach Steven Moller... Lettered two years in baseball at shortstop... First Team All-Sierra Foothill League honoree as a senior... Also played soccer as a midfielder.

**PERSONAL:** Nikolas Lewis McCloughry... Son of Jeff and Cheri McCloughry... One brother, Riley... Enjoys playing ping pong, working out, playing basketball, and going to the lake to ride jet skis in his free time... Majoring in General Studies with an emphasis in Sports and Society... Chose Arizona because, "The player development and winning tradition. I also wanted to compete for a College World Series championship."



## #45 MASON MILLETT

**CLASS:** Sophomore  
**POSITION:** RHP  
**HT/WT:** 6-4 / 199  
**B/T:** R/R  
**MAJOR:** General Studies  
**HOMETOWN:** Tucson, Ariz.  
**PREV. SCHOOL:** Pima CC

**BEFORE ARIZONA:** Attended Gonzaga from 2017-18 and Pima Community College from 2019-20... Made one appearance for the Bulldogs in 2018, tossing 2.1 one-hit innings with two strikeouts to earn the win over Cal Poly... Saw time in just one game at Pima CC during the 2020 season, going 2.0 innings and earning a save against Paradise Valley Community College... Prepped at Boulder Creek High School in Arizona under head coach Joe Macdonald... Lettered three years in baseball as a pitcher and first baseman... As a junior, posted a 0.78 ERA... During senior season fanned 68 batters and limited opposing hitters to a .220 batting average... Excelled in the classroom as a member of the National Honor Society.

**PERSONAL:** Mason Gordon Millett... Enjoys playing basketball, going outdoors, and hanging out with friends in his free time... Won tickets to the 2017 Final Four in Phoenix by winning a three-point shooting contest... Majoring in General Studies with an emphasis in Science, Technology, Health & Society... Chose Arizona because, "It was the school I wanted to play at since I was a kid. When I found my new love for the game of baseball I set a goal for myself to play at Arizona."



## #25 TJ NICHOLS

**CLASS:** Freshman  
**POSITION:** RHP/INF  
**HT/WT:** 6-4 / 178  
**B/T:** R/R  
**MAJOR:** Criminal Justice Studies  
**HOMETOWN:** Roseville, Calif.  
**PREV. SCHOOL:** Oakmont HS

**HIGH SCHOOL:** Prepped at Oakmont High School in Roseville, California under head coach Paul Martinez...Lettered four years in baseball as a pitcher and shortstop...Second Team All-League as a freshman and First Team All-League as a junior...First Team All-City as a junior...Earned D1Baseball All-State honors as a junior and senior... Out of high school was ranked as the No. 4 right-handed pitcher in California by Perfect Game and a Top 120 prospect nationally... Participated in the 2020 Area Code Games with the Athletics... Excelled in the classroom with a 4.0+ GPA at Oakmont HS.

**PERSONAL:** Timothy James Nichols...Son of Mike and Deborah Nichols...One older brother, Greg...Brother plays baseball at Sacramento City College...Enjoys golfing, investing in the stock market, and ping pong in his free time...Majoring in Criminal Justice Studies...Chose Arizona because, "Their elite coaching staff, players, and atmosphere. Arizona also has the major I am interested in, which is Criminal Justice."



## #44 TANNER O'TREMB

**CLASS:** Sophomore  
**POSITION:** OF  
**HT/WT:** 5-11 / 215  
**B/T:** R/R  
**MAJOR:** Psychology  
**HOMETOWN:** Parker, Colo.  
**PREV. SCHOOL:** Teas Tech

**BEFORE ARIZONA:** Played two years at Texas Tech from 2019-20... Across 41 games hit .269 with 23 runs and 22 RBI...Posted a .313 batting average with four extra-base hits in shortened 2020 campaign... As a freshman in 2019, made five postseason appearances with the Red Raiders, including a start against Michigan in the College World Series...One of three true freshmen to start a game in Omaha that year...Honored as Big-12 Newcomer of the Week for March 25, 2019 after a seven-RBI game against Kentucky...Prepped at Cherry Creek High School in Greenwood Village, Colorado and lettered four years under head coach Marc Johnson...Ranked as No. 1 overall player in Colorado by Perfect Game in the class of 2018...Helped team reach Class 5A Region 8 Championship game as a junior; hit .515 with 10 home runs that year...Selected to 2017 Collegiate Baseball Preseason High School All-America First Team...Perfect Game Preseason Underclass All-American in 2016 and 2017...Perfect Game Preseason All-American and First Team All-West Region in 2018...Participated in the 2017 Perfect Game National Showcase...First Team All-Conference all four years of high school...Played for the Reds at the 2017 Area Code Games.

**PERSONAL:** Tanner Joseph O'Tremba...Son of James and Darcy O'Tremba...One older brother, Tyler...Cousin, Anthony Bemboom, has played nine professional seasons in the Los Angeles Angels, Colorado Rockies, and Tampa Bay Rays organizations; made Major League debut with the Rays in 2019...Enjoys going to the lake, watching movies, and ping pong in his free time...Wants to be a psychiatrist after career in baseball is over...Majoring in Psychology...Chose Arizona because, "I loved the development aspect of Arizona and how important team chemistry is to coach Johnson."




## #43 JAVYN PIMENTAL

**CLASS:** Freshman  
**POSITION:** LHP  
**HT/WT:** 6-2 / 189  
**B/T:** L/L  
**MAJOR:** Undecided  
**HOMETOWN:** Kane'ohe, Hawai'i  
**PREV. SCHOOL:** Kamehameha HS

**HIGH SCHOOL:** Prepped at Kamehameha Schools Kapalama, lettering four years as an outfielder, left-handed pitcher, and first baseman under head coach Daryl Kitagawa...Finished high school ranked as the No. 1 left-handed pitcher in Hawai'i by Perfect Game... Second Team All-Conference and All-State as a junior in 2019... Selected as a Perfect Game Preseason All-American and Second Team All-West Region performer heading into 2020.

**PERSONAL:** Javyn Robert Kaleiohv Pimental...Son of Christian and Gayle Pimental...One older brother, Mycah...Enjoys body boarding, cooking, and going to the beach in his free time...Undecided on major...Chose Arizona because, "A great coaching staff and winning program, plus the opportunity to grow as an individual on and off the field under coach Johnson and coach Yeskie."



## #29 CHASE SILSETH

**CLASS:** Sophomore  
**POSITION:** RHP  
**HT/WT:** 6-0 / 217  
**B/T:** R/R  
**MAJOR:** General Studies  
**HOMETOWN:** Farmington, N.M.  
**PREV. SCHOOL:** College of Southern Nevada

**BEFORE ARIZONA:** Attended the College of Southern Nevada in 2020...Made five starts and went 3-2 while logging a 2.10 ERA with one complete game and 46 strikeouts in 25.2 innings...Held opposing hitters to a .140 batting average...Logged double-digit strikeouts in two starts; struck out 12 against Yavapai College and 11 versus Southern Idaho...Scenic West Athletic Conference Player of the Week twice...Attended Tennessee as a freshman and went 1-1 with a 4.35 ERA in 18 appearances...Prepped at Piedra Vista High School in Farmington, New Mexico under head coach Mike McGaha...As a junior in 2018 hit .328 and went 7-3 with a 1.25 ERA...Holds single-season and career strikeout records at Piedra Vista...2018 New Mexico Gatorade Player of the Year...2018 Rawlings/Perfect Game Honorable Mention All-American and All-West Region First Team...2018 ABCA/Rwaling Region 7 All-American...Two-time All-State selection as a junior and senior...Two-time All-District 1 selection as a junior and senior...Played for the Reds at the 2017 Area Code Games.

**PERSONAL:** Chase Robert Silseth...Son of Chad and Dolores Silseth... One older brother, Cody Scaggari, and two younger sisters, Brooklyn and Tanna...Brother, Cody Scaggari, played baseball at Utah...Enjoys hiking, hunting, and cooking in his free time...Majoring in General Studies with an emphasis in Economy and Industry...Chose Arizona because, "It was a dream school of mine growing up. Also when I came on a visit it was an atmosphere that I felt like I could get better in and it felt like home."



## #18 AUSTIN SMITH

**CLASS:** Junior  
**POSITION:** RHP  
**HT/WT:** 6-3 / 198  
**B/T:** R/R  
**MAJOR:** General Studies  
**HOMETOWN:** Cedar Park, Texas  
**PREV. SCHOOL:** Southwestern University

**BEFORE ARIZONA:** Played at Southwestern University in Georgetown, Texas from 2017-20...Across three seasons and 25 appearances games logged a 12-4 record and a 3.41 ERA while striking out 179 over 134.2 innings...In 2019, his first year focusing solely on pitching, went 7-2 with a 3.18 ERA, five complete games, and 110 strikeouts in 79.1 innings to become the Southern Collegiate Athletic Conference Pitcher of the Year...Earned All-SCAC Honorable Mention recognition in 2019...Prepped at Cedar Park High School and lettered one year in baseball as a third baseman...Tabbed as District Deensive Player of the Year in 2017...Excelled in the classroom as well, earning Second Team Academic All-Star recognition.

**PERSONAL:** Austin Brian Smith...Son of Brian and Christina Smith... One younger brother, Reid...Enjoys fishing and golfing in his free time...First-generation college student and the only baseball player in his family...Majoring in General Studies with an emphasis in Science, Tech, Health & Society...Chose Arizona because, "I loved the campus and city and thought it was the best place for me to develop."



## #6 DANIEL SUSAC

**CLASS:** Freshman  
**POSITION:** C  
**HT/WT:** 6-4 / 205  
**B/T:** R/R  
**MAJOR:** Pre-Business  
**HOMETOWN:** Roseville, Calif.  
**PREV. SCHOOL:** Jesuit HS

**HIGH SCHOOL:** Prepped at Jesuit High School in Roseville, California... Lettered four years in baseball and three years in football...as a junior in 2019 hit .378 with 23 runs, 19 RBI, seven doubles, and three home runs...Senior baseball season cut short due to COVID-19 pandemic... Coming out of high school was the No. 7 ranked catcher in the country by Perfect Game...Participated in the 2019 Perfect Game All American Classic...Earned Perfect Game Preseason Underclass All-America nods in 2018 and 2019...Tabbed as a Perfect Game Preseason All-American in 2020...First Team All-Conference and All-City during sophomore, junior, and senior seasons...D1Baseball All-State honoree as a junior and senior...Selected as an Under Armour All-American as a senior... Also excelled on the football field as a quarterback; as a senior threw for 1,685 yards and 23 touchdowns with just four interceptions while rushing for two more scores...First Team All-Conference and All-City in football as a senior...Recruited to play football by Cincinnati, Nevada, and Oregon State.

**PERSONAL:** Daniel Shawn Susac...Son of Nick and Shawna Susac... Two older brothers, Andrew and Matt...Brother Andrew played baseball at Oregon State and has logged parts of six seasons in Major League Baseball with the San Francisco Giants, Milwaukee Brewers, Baltimore Orioles, and Pittsburgh Pirates; won a World Series with the Giants in 2014...Brother Matt pitched at Nevada and for Team Croatia...Enjoys bowling in his free time; bowled a 246 in 2018... Majoring in Pre-Business...Chose Arizona because, "They have a winning tradition and great coaching staff. Also, the perfect weather."

# 2020 REVIEW



## 2020 PAC-12 STANDINGS

School	Pac-12	Pct.	GP	Overall	Pct.	GP	L10	Streak
UCLA	0-0	.000	0	13-2	.867	15	8-2	Won 1
Arizona State	0-0	.000	0	13-4	.765	17	9-1	Won 5
Arizona	0-0	.000	0	10-5	.667	15	6-4	Won 1
USC	0-0	.000	0	10-5	.667	15	7-3	Won 1
Washington	0-0	.000	0	9-6	.600	15	6-4	Won 1
Washington State	0-0	.000	0	9-7	.563	16	7-3	Won 1
Oregon	0-0	.000	0	8-7	.533	15	7-3	Won 1
Utah	0-0	.000	0	6-7	.462	13	5-5	Won 2
Oregon State	0-0	.000	0	5-9	.357	14	3-7	Lost 5
California	0-0	.000	0	5-11	.313	16	4-6	Won 1
Stanford	0-0	.000	0	5-11	.313	16	4-6	Lost 2

## 2020 INDIVIDUAL PAC-12 LEADERS

### TOP 10 BATTING AVERAGE LEADERS

BATTER	AVG	G	AB	R	H	HR	RBI
McMahan, K. (OSU)	.439	14	57	11	25	0	4
Manzardo, K. (WSU)	.435	16	62	21	27	3	14
Yovan, K. (ORE)	.429	15	56	22	24	4	9
Zavala, A. (ORE)	.418	15	55	7	23	1	22
Wanger, B. (USC)	.410	13	39	5	16	0	8
McLain, M. (UCLA)	.397	13	58	15	23	3	19
O'Guinn, J. (USC)	.378	14	45	11	17	0	7
<b>Holgate, R. (ARIZ)</b>	<b>.377</b>	<b>15</b>	<b>53</b>	<b>11</b>	<b>20</b>	<b>1</b>	<b>12</b>
<b>Wells, A. (ARIZ)</b>	<b>.375</b>	<b>15</b>	<b>56</b>	<b>12</b>	<b>21</b>	<b>2</b>	<b>14</b>
Hsue, N. (WASH)	.375	15	48	7	18	0	3

### RUNS SCORED

1. Torkelson, Spencer (ASU)	24
2. Yovan, Kenyon (ORE)	22
<b>Williams, Donta (ARIZ)</b>	<b>22</b>
4. Manzardo, Kyle (WSU)	21
5. Hauver, Trevor (ASU)	18
Mitchell, Garrett (UCLA)	18

### HITS

1. Manzardo, Kyle (WSU)	27
2. McMahan, Kyler (OSU)	25
3. Yovan, Kenyon (ORE)	24
4. Swift, Drew (ASU)	23
McLain, Matt (UCLA)	23
Zavala, Aaron (ORE)	23

### TOTAL BASES

1. Manzardo, Kyle (WSU)	43
2. Hauver, Trevor (ASU)	41
3. Yovan, Kenyon (ORE)	40
4. Torkelson, Spencer (ASU)	39
5. McLain, Matt (UCLA)	36

### RBI

1. Zavala, Aaron (ORE)	22
2. Hauver, Trevor (ASU)	20
3. McLain, Matt (UCLA)	19
Van De Brake, Justin (WSU)	19
<b>5. Dyer, Matthew (ARIZ)</b>	<b>18</b>

### HOME RUNS

1. Torkelson, Spencer (ASU)	6
2. Hauver, Trevor (ASU)	5
3. Montez, Collin (WSU)	4
Yovan, Kenyon (ORE)	4

9 others tied at 3.

### STOLEN BASES

1. Ward, Braiden (WASH)	10
2. Turner, Tyresse (USC)	6
<b>Blas, Jacob (ARIZ)</b>	<b>6</b>
4. Mitchell, Garrett (UCLA)	5
McIlwain, Brandon (CAL)	4
Pritchard, Tyler (USC)	4
Williams, Evan (ORE)	4
Van De Brake, Justin (WSU)	4
Baker, Darren (CAL)	4

### TOP 10 ERA LEADERS

PITCHER	ERA	W-L	IP	H	BB	K
Williams, A. (STAN)	0.51	2-1	17.2	11	4	18
Vander Kooi, B. (ASU)	0.70	1-1	17.2	11	2	14
Emanuel, S. (WASH)	0.79	3-1	22.2	17	9	38
Chamberlain, C. (OSU)	0.82	2-1	22.0	6	11	34
Walker, B. (ORE)	0.84	3-0	21.1	13	1	10
Pettway, Z. (UCLA)	1.05	3-0	25.2	13	1	29
Beller, J. (USC)	1.12	3-0	24.0	10	6	25
Esqueda, I. (USC)	1.20	0-1	15.0	14	6	13
Bergin, J. (UCLA)	1.27	4-0	21.1	13	7	27
Mills, Z. (WSU)	1.44	3-0	25.0	15	10	32

### WINS

<b>1. Irvin, Garrett (ARIZ)</b>	<b>4</b>
Bergin, Jesse (UCLA)	4
3. Pettway, Zach (UCLA)	3
Walker, Brett (ORE)	3
Beller, John (USC)	3
Mills, Zane (WSU)	3
Emanuel, Stevie (WASH)	3

### INNINGS PITCHED

1. Block, A.J. (WSU)	27.2
2. Pettway, Zach (UCLA)	25.2
Vander Kooi, Boyd (ASU)	25.2
4. Mills, Zane (WSU)	25.0
5. Holman, Grant (CAL)	24.2

### STRIKEOUTS

1. Emanuel, Stevie (WASH)	38
2. Block, A.J. (WSU)	34
Chamberlain, C. (OSU)	34
4. Mills, Zane (WSU)	32
5. Tolman, Erik (ASU)	30

### SAVES

1. Dabovich, RJ (ASU)	4
2. Wanger, Ben (USC)	3
Delorefice, Davis (WASH)	3
Powell, Holden (UCLA)	3
5. Hjerpe, Cooper (OSU)	2
Grech, Zach (STAN)	2
<b>Vannelle, Vince (ARIZ)</b>	<b>2</b>
Schramm, Dustyn (UTAH)	2
Leonard, Owen (WSU)	2

### AVG AGAINST

1. Chamberlain, C. (OSU)	(.086)
2. Beller, John (USC)	(.122)
3. Enger, Jack (WASH)	(.141)
4. Pettway, Zach (UCLA)	(.141)
5. Tolman, Erik (ASU)	(.143)

## 2020 PAC-12 TEAM BATTING

School	GP	AB	R	H	2B	3B	HR	RBI	BB	K	SB	CS	↓AVG	OBP	SLG
UCLA	15	519	112	160	27	1	9	99	59	105	16	2	.308	.390	.416
<b>Arizona</b>	<b>15</b>	<b>497</b>	<b>113</b>	<b>143</b>	<b>30</b>	<b>4</b>	<b>12</b>	<b>106</b>	<b>97</b>	<b>116</b>	<b>20</b>	<b>6</b>	<b>.288</b>	<b>.417</b>	<b>.437</b>
USC	15	494	91	139	21	7	8	77	68	110	16	6	.281	.374	.401
Washington St.	16	524	97	145	17	2	10	91	66	104	11	12	.277	.376	.374
Arizona St.	17	557	123	154	30	2	20	108	97	128	10	6	.276	.395	.445
Oregon	15	518	91	143	21	6	9	87	84	124	13	4	.276	.400	.392
Oregon St.	14	479	66	128	26	0	8	61	67	143	8	4	.267	.361	.372
Utah	13	436	74	106	17	0	7	67	76	128	14	2	.243	.366	.330
Washington	15	481	59	110	22	4	2	54	56	121	17	2	.229	.325	.304
California	16	535	66	121	15	2	8	62	66	150	11	4	.226	.320	.307
Stanford	16	536	47	111	29	2	2	40	45	155	11	5	.207	.277	.280

## 2020 PAC-12 TEAM PITCHING

School	GP	IP	H	R	ER	BB	K	K/9	HR	↓ERA
UCLA	15	134.0	74	32	28	43	166	11.15	6	1.88
USC	15	134.0	108	56	35	58	144	9.67	8	2.42
Washington	15	131.0	97	49	37	49	148	10.17	7	2.54
Stanford	16	149.0	136	91	58	68	133	8.03	7	3.50
Arizona St.	17	154.0	127	70	61	67	178	10.40	12	3.56
Oregon	15	135.2	123	70	58	53	105	6.97	3	3.85
<b>Arizona</b>	<b>15</b>	<b>135.0</b>	<b>106</b>	<b>72</b>	<b>58</b>	<b>70</b>	<b>162</b>	<b>10.80</b>	<b>5</b>	<b>3.87</b>
Washington St.	16	139.1	126	71	61	63	141	9.11	2	3.94
Oregon St.	14	122.0	93	67	56	63	125	9.22	9	4.13
Utah	13	112.0	130	73	58	51	84	6.75	6	4.66
California	16	143.2	144	93	78	67	133	8.33	8	4.89

## 2020 PAC-12 TEAM FIELDING

School	GP	TC	PO	A	E	↓PCT	DP	SBA	CS	CS%	PB	CI
Washington	15	538	393	133	12	.978	7	16	4	.200	2	1
USC	15	555	402	139	14	.975	7	6	2	.250	5	0
Arizona St.	17	622	462	144	16	.974	14	10	4	.286	5	0
UCLA	15	565	402	148	15	.973	13	7	4	.364	1	0
Oregon St.	14	489	366	109	14	.971	11	9	2	.182	1	0
Utah	13	486	336	136	14	.971	15	9	7	.438	3	0
Washington St.	16	619	418	183	18	.971	12	14	2	.125	3	0
Oregon	15	582	407	155	20	.966	11	10	3	.231	7	0
California	16	588	431	135	22	.963	7	22	5	.185	6	0
<b>Arizona</b>	<b>15</b>	<b>550</b>	<b>405</b>	<b>122</b>	<b>23</b>	<b>.958</b>	<b>4</b>	<b>9</b>	<b>3</b>	<b>.250</b>	<b>3</b>	<b>1</b>
Stanford	16	635	447	156	32	.950	6	25	5	.167	3	0

## 2020 ARIZONA BATTING

Player	avg	gp-gs	ab	r	h	2b	3b	hr	rbi	tb	slg%	bb	hp	so	gdp	ob%	sf	sh	sb-att	po	a	e	fld%	
42 Holgate, Ryan	.377	15-15	53	11	20	6	0	1	12	29	.547	7	1	12	0	.459	0	0	1-1	26	0	1	.963	
16 Wells, Austin	.375	15-15	56	12	21	6	0	2	14	33	.589	17	1	14	1	.527	0	0	1-1	113	8	0	1.000	
7 Bingham, Mac	.361	15-12	36	6	13	2	0	1	7	18	.500	9	0	5	1	.478	1	2	0-0	18	0	1	.947	
23 Williams, Donta	.348	15-15	46	22	16	3	2	0	14	23	.500	15	8	8	0	.527	5	0	2-4	30	1	0	1.000	
17 Boissiere, Branden	.327	15-12	55	11	18	1	0	2	13	25	.455	3	0	9	2	.356	1	0	2-2	93	9	1	.990	
10 Blas, Jacob	.322	15-15	59	13	19	6	0	0	6	25	.424	5	5	4	2	.420	0	0	6-9	26	27	5	.914	
5 Dyer, Matthew	.220	15-15	59	12	13	4	0	3	18	26	.441	9	2	13	2	.329	3	2	1-1	45	23	4	.944	
8 Dooney, Dayton	.146	13-12	41	6	6	0	2	1	7	13	.317	7	0	12	0	.260	2	0	0-0	11	2	1	.929	
-----																								
1 Kato, Kobe	.333	9-0	6	1	2	0	0	0	1	2	.333	2	0	1	0	.500	0	0	2-2	2	2	0	1.000	
29 Donahue, Kyson	.250	9-8	20	5	5	2	0	0	1	7	.350	4	1	7	0	.400	0	2	1-1	5	16	5	.808	
13 Casagrande, Tyler	.222	11-0	9	4	2	0	0	0	1	2	.222	1	0	3	0	.300	0	0	2-2	2	0	0	1.000	
28 Paugh, Blake	.200	11-5	20	4	4	0	0	2	4	10	.500	6	2	13	0	.429	0	0	0-1	2	0	0	1.000	
3 Bullard, Tony	.133	14-11	30	4	4	0	0	0	8	4	.133	9	3	11	0	.372	1	0	2-2	9	7	2	.889	
33 Soderstrom, T.	.000	6-0	5	1	0	0	0	0	0	0	.000	1	0	2	0	.167	0	0	0-0	0	0	0	.000	
18 Klassen, Blake	.000	3-0	1	0	0	0	0	0	0	0	.000	1	0	1	0	.500	0	0	0-0	5	0	0	1.000	
31 Hopson, Kaden	.000	4-0	1	1	0	0	0	0	0	0	.000	1	0	1	0	.500	0	0	0-0	12	0	1	.923	
Totals	.288	15	497	113	143	30	4	12	106	217	.437	97	23	116	8	.417	13	6	20-26	405	122	23	.958	
Opponents	.212	15	499	72	106	17	4	5	62	146	.293	70	12	162	3	.321	5	7	9-13	384	133	12	.977	

LOB - Team (139), Opp (117). DPs turned - Team (4), Opp (9). CI - Team (1), Hopson, K. 1.

## 2020 ARIZONA PITCHING

Player	era	w-l	app	gs	cg	sho	sv	ip	h	r	er	bb	so	2b	3b	hr	b/avg	wp	hp	bk	sfa	sha		
22 Murphy, Chandler	2.70	2-0	4	4	0	0/0	0	16.2	12	7	5	7	19	1	1	1	.203	1	2	0	2	2		
12 Irvin, Garrett	3.18	4-0	4	4	0	0/0	0	22.2	19	9	8	4	28	3	0	0	.238	1	1	0	1	0		
40 Flanagan, Quinn	3.32	1-2	4	4	0	0/1	0	21.2	18	14	8	9	23	4	0	1	.212	0	2	0	0	0		
-----																								
44 Vainer, Davis	0.00	0-0	1	0	0	0/0	0	1.0	1	0	0	1	1	0	0	0	.250	0	0	0	0	0		
47 Cope, Hunter	0.00	0-0	1	0	0	0/0	0	0.1	0	0	0	1	0	0	0	0	.000	0	0	0	0	0		
26 Vannelle, Vince	1.35	1-0	5	0	0	0/0	2	13.1	7	2	2	3	20	1	0	0	.152	0	1	0	0	0		
35 Peyton, Blake	2.16	1-0	6	0	0	0/0	0	8.1	2	2	2	5	11	0	0	2	.077	2	1	0	1	0		
30 Price, Preston	2.45	1-0	8	0	0	0/0	0	11.0	11	3	3	3	11	1	1	0	.262	2	0	0	0	2		
27 Netz, Dawson	2.45	0-1	4	3	0	0/0	0	11.0	7	5	3	3	12	1	2	1	.189	0	2	0	1	1		
34 Churchill, Ian	3.09	0-0	5	0	0	0/0	0	11.2	7	4	4	8	15	1	0	0	.167	1	2	0	0	1		
11 Scott, Wesley	6.00	0-0	3	0	0	0/1	0	3.0	1	2	2	2	4	0	0	0	.091	0	1	0	0	0		
4 Luna, Gil	7.45	0-1	6	0	0	0/0	1	9.2	10	10	8	13	13	2	0	0	.263	8	0	0	0	1		
15 Brown, Nate	10.80	0-1	2	0	0	0/0	0	1.2	1	2	2	3	2	1	0	0	.143	1	0	0	0	0		
6 Abshier, Randy	27.00	0-0	3	0	0	0/0	0	1.1	4	5	4	5	3	0	0	0	.400	1	0	1	0	0		
19 Sherman, Zach	37.80	0-0	2	0	0	0/0	0	1.2	6	7	7	3	0	2	0	0	.545	3	0	0	0	0		
Totals	3.87	10-5	15	15	0	1/1	3	135.0	106	72	58	70	162	17	4	5	.212	20	12	1	5	7		
Opponents	6.82	5-10	15	15	0	0/0	3	128.0	143	113	97	97	116	30	4	12	.288	17	23	1	13	6		

PB - Team (3), Dyer, M. 2, Wells, A. 1, Opp (4). Pickoffs - Team (11), Irvin, G. 7, Luna, G. 2, Netz, D. 2, Opp (2).

# 2020 ARIZONA FIELDING

## 2020 Arizona Baseball - FINAL Overall Statistics for Arizona (2020 FINAL) (All games Sorted by Fielding pct)

Player	c	po	a	e	fld%	dp	sba	csb	sba%	pb	ci
16 Wells, Austin	121	113	8	0	1.000	0	9	3	.750	1	0
23 Williams, Donta	31	30	1	0	1.000	0	0	0	---	0	0
22 Murphy, Chandler	6	1	5	0	1.000	1	4	1	.800	0	0
18 Klassen, Blake	5	5	0	0	1.000	0	0	0	---	0	0
4 Luna, Gil	5	1	4	0	1.000	0	1	0	1.000	0	0
40 Flanagan, Quinn	4	3	1	0	1.000	0	2	2	.500	0	0
1 Kato, Kobe	4	2	2	0	1.000	0	0	0	---	0	0
34 Churchill, Ian	3	0	3	0	1.000	0	0	0	---	0	0
30 Price, Preston	2	1	1	0	1.000	0	0	0	---	0	0
13 Casagrande, Tyler	2	2	0	0	1.000	0	0	0	---	0	0
28 Paugh, Blake	2	2	0	0	1.000	0	0	0	---	0	0
19 Sherman, Zach	1	0	1	0	1.000	0	0	0	---	0	0
26 Vannelle, Vince	1	0	1	0	1.000	0	0	0	---	0	0
35 Peyton, Blake	1	0	1	0	1.000	0	0	0	---	0	0
17 Boissiere, Branden	103	93	9	1	.990	3	0	0	---	0	0
42 Holgate, Ryan	27	26	0	1	.963	0	0	0	---	0	0
7 Bingham, Mac	19	18	0	1	.947	0	0	0	---	0	0
5 Dyer, Matthew	72	45	23	4	.944	2	0	0	---	2	0
8 Dooney, Dayton	14	11	2	1	.929	0	0	0	---	0	0
31 Hopson, Kaden	13	12	0	1	.923	0	0	0	---	0	1
10 Blas, Jacob	58	26	27	5	.914	3	0	0	---	0	0
3 Bullard, Tony	18	9	7	2	.889	1	0	0	---	0	0
12 Irvin, Garrett	9	0	8	1	.889	0	0	1	.000	0	0
29 Donahue, Kyson	26	5	16	5	.808	1	0	0	---	0	0
27 Netz, Dawson	3	0	2	1	.667	0	0	0	---	0	0
15 Brown, Nate	0	0	0	0	.000	0	0	0	---	0	0
6 Abshier, Randy	0	0	0	0	.000	0	2	0	1.000	0	0
11 Scott, Wesley	0	0	0	0	.000	0	0	0	---	0	0
47 Cope, Hunter	0	0	0	0	.000	0	0	0	---	0	0
33 Soderstrom, T.	0	0	0	0	.000	0	0	0	---	0	0
44 Vainer, Davis	0	0	0	0	.000	0	0	0	---	0	0
Totals	550	405	122	23	.958	4	9	4	.692	3	1
Opponents	529	384	133	12	.977	9	20	6	.769	4	0

Hitting minimums - 75% of Games 3.0 TPA/Game  
Pitching minimums - 1.0 IP/Game

## FEBRUARY BATTING

(February Sorted by Batting avg)

Record: 7-3 Home: 5-1 Away: 0-0 Neutral: 2-2 Pac-12: 0-0

Player	avg	gp-gs	ab	r	h	2b	3b	hr	rbi	tb	slg%	bb	hp	so	gdp	ob%	sf	sh	sb-att	po	a	e	fld%	
42 Holgate, Ryan	.444	10-10	36	8	16	5	0	1	11	24	.667	5	0	7	0	.512	0	0	0-0	16	0	1	.941	
23 Williams, Donta	.400	10-10	35	13	14	3	2	0	9	21	.600	6	5	5	0	.521	2	0	1-3	17	0	0	1.000	
16 Wells, Austin	.371	10-10	35	9	13	5	0	2	11	24	.686	12	1	7	0	.542	0	0	1-1	86	6	0	1.000	
17 Boissiere, Branden	.313	10-7	32	7	10	0	0	1	6	13	.406	0	0	5	1	.303	1	0	1-1	51	5	1	.982	
10 Blas, Jacob	.308	10-10	39	9	12	5	0	0	5	17	.436	3	2	2	1	.386	0	0	2-4	20	21	3	.932	
5 Dyer, Matthew	.184	10-10	38	7	7	3	0	1	8	13	.342	6	2	10	1	.319	1	2	0-0	29	10	3	.929	
8 Dooney, Dayton	.138	9-9	29	2	4	0	1	1	6	9	.310	4	0	8	0	.229	2	0	0-0	8	0	1	.889	
-----																								
7 Bingham, Mac	.348	10-7	23	4	8	1	0	1	3	12	.522	4	0	2	1	.444	0	1	0-0	10	0	1	.909	
28 Paugh, Blake	.267	8-3	15	4	4	0	0	2	4	10	.667	4	1	8	0	.450	0	0	0-0	2	0	0	1.000	
29 Donahue, Kyson	.250	9-8	20	5	5	2	0	0	1	7	.350	4	1	7	0	.400	0	2	1-1	5	16	5	.808	
1 Kato, Kobe	.250	7-0	4	1	1	0	0	0	1	1	.250	2	0	0	0	.500	0	0	2-2	2	1	0	1.000	
13 Casagrande, Tyler	.143	7-0	7	2	1	0	0	0	0	1	.143	1	0	2	0	.250	0	0	1-1	2	0	0	1.000	
3 Bullard, Tony	.125	9-6	16	3	2	0	0	0	6	2	.125	3	2	6	0	.318	1	0	0-0	1	1	1	.667	
33 Soderstrom, T.	.000	4-0	3	1	0	0	0	0	0	0	.000	1	0	1	0	.250	0	0	0-0	0	0	0	.000	
31 Hopson, Kaden	.000	4-0	1	1	0	0	0	0	0	0	.000	1	0	1	0	.500	0	0	0-0	12	0	1	.923	
18 Klassen, Blake	.000	3-0	1	0	0	0	0	0	0	0	.000	1	0	1	0	.500	0	0	0-0	5	0	0	1.000	
Totals	.290	10	334	76	97	24	3	9	71	154	.461	57	14	72	4	.408	7	5	9-13	270	73	19	.948	
Opponents	.189	10	328	41	62	10	2	3	34	85	.259	42	8	124	2	.293	4	3	7-10	255	81	8	.977	

LOB - Team (86), Opp (75). DPs turned - Team (2), Opp (5). CI - Team (1), Hopson, K. 1.

## FEBRUARY PITCHING

(February Sorted by Earned run avg)

Player	era	w-l	app	gs	cg	sho	sv	ip	h	r	er	bb	so	2b	3b	hr	b/avg	wp	hp	bks	sfa	sha		
22 Murphy, Chandler	0.00	2-0	2	2	0	0/0	0	10.1	5	1	0	2	14	0	0	0	.139	0	2	0	1	0		
27 Netz, Dawson	2.70	0-1	3	2	0	0/0	0	10.0	7	5	3	2	10	1	2	1	.206	0	2	0	1	1		
40 Flanagan, Quinn	2.76	1-1	3	3	0	0/1	0	16.1	12	11	5	8	20	2	0	1	.185	0	1	0	0	0		
12 Irvin, Garrett	4.50	3-0	3	3	0	0/0	0	16.0	14	8	8	4	21	3	0	0	.250	1	1	0	1	0		
-----																								
26 Vannelle, Vince	0.00	0-0	4	0	0	0/0	2	9.0	2	0	0	2	14	1	0	0	.071	0	1	0	0	0		
30 Price, Preston	0.00	0-0	4	0	0	0/0	0	3.2	4	0	0	1	7	0	0	0	.267	0	0	0	0	0		
11 Scott, Wesley	0.00	0-0	2	0	0	0/1	0	3.0	1	0	0	1	4	0	0	0	.091	0	0	0	0	0		
15 Brown, Nate	0.00	0-0	1	0	0	0/0	0	1.0	0	0	0	1	2	0	0	0	.000	1	0	0	0	0		
35 Peyton, Blake	1.69	1-0	4	0	0	0/0	0	5.1	1	1	1	5	7	0	0	1	.063	2	0	0	1	0		
34 Churchill, Ian	2.70	0-0	3	0	0	0/0	0	6.2	3	2	2	4	12	0	0	0	.130	0	1	0	0	1		
4 Luna, Gil	2.84	0-1	3	0	0	0/0	1	6.1	5	3	2	5	10	1	0	0	.217	4	0	0	0	1		
6 Abshier, Randy	27.00	0-0	3	0	0	0/0	0	1.1	4	5	4	5	3	0	0	0	.400	1	0	1	0	0		
19 Sherman, Zach	45.00	0-0	1	0	0	0/0	0	1.0	4	5	5	2	0	2	0	0	.571	1	0	0	0	0		
Totals	3.00	7-3	10	10	0	1/1	3	90.0	62	41	30	42	124	10	2	3	.189	10	8	1	4	3		
Opponents	6.88	3-7	10	10	0	0/0	2	85.0	97	76	65	57	72	24	3	9	.290	8	14	0	7	5		

PB - Team (2), Dyer, M. 2, Opp (3). Pickoffs - Team (8), Irvin, G. 5, Netz, D. 2, Luna, G. 1, Opp (1).

2021 WILDCATS

2020 REVIEW

PAC-12 OPPONENTS

HISTORY & RECORDS

HI CORBETT FIELD

# MARCH BATTING

(March Sorted by Batting avg)

Record: 3-2 Home: 2-2 Away: 1-0 Pac-12: 0-0

Player	avg	gp-gs	ab	r	h	2b	3b	hr	rbi	tb	slg%	bb	hp	so	gdp	ob%	sf	sh	sb-att	po	a	e	fld%	
7 Bingham, Mac	.385	5-5	13	2	5	1	0	0	4	6	.462	5	0	3	0	.526	1	1	0-0	8	0	0	1.000	
16 Wells, Austin	.381	5-5	21	3	8	1	0	0	3	9	.429	5	0	7	1	.500	0	0	0-0	27	2	0	1.000	
10 Blas, Jacob	.350	5-5	20	4	7	1	0	0	1	8	.400	2	3	2	1	.480	0	0	4-5	6	6	2	.857	
17 Boissiere, Branden	.348	5-5	23	4	8	1	0	1	7	12	.522	3	0	4	1	.423	0	0	1-1	42	4	0	1.000	
5 Dyer, Matthew	.286	5-5	21	5	6	1	0	2	10	13	.619	3	0	3	1	.346	2	0	1-1	16	13	1	.967	
42 Holgate, Ryan	.235	5-5	17	3	4	1	0	0	1	5	.294	2	1	5	0	.350	0	0	1-1	10	0	0	1.000	
23 Williams, Donta	.182	5-5	11	9	2	0	0	0	5	2	.182	9	3	3	0	.538	3	0	1-1	13	1	0	1.000	
8 Dooney, Dayton	.167	4-3	12	4	2	0	1	0	1	4	.333	3	0	4	0	.333	0	0	0-0	3	2	0	1.000	
3 Bullard, Tony	.143	5-5	14	1	2	0	0	0	2	2	.143	6	1	5	0	.429	0	0	2-2	8	6	1	.933	
-----																								
1 Kato, Kobe	.500	2-0	2	0	1	0	0	0	0	1	.500	0	0	1	0	.500	0	0	0-0	0	1	0	1.000	
13 Casagrande, Tyler	.500	4-0	2	2	1	0	0	0	1	1	.500	0	0	1	0	.500	0	0	1-1	0	0	0	.000	
28 Paugh, Blake	.000	3-2	5	0	0	0	0	0	0	0	.000	2	1	5	0	.375	0	0	0-1	0	0	0	.000	
33 Soderstrom, T.	.000	2-0	2	0	0	0	0	0	0	0	.000	0	0	1	0	.000	0	0	0-0	0	0	0	.000	
Totals	.282	5	163	37	46	6	1	3	35	63	.387	40	9	44	4	.436	6	1	11-13	135	49	4	.979	
Opponents	.257	5	171	31	44	7	2	2	28	61	.357	28	4	38	1	.373	1	4	2-3	129	52	4	.978	

LOB - Team (53), Opp (42). DPs turned - Team (2), Opp (4).

# MARCH PITCHING

(March Sorted by Earned run avg)

Player	era	w-l	app	gs	cg	sho	sv	ip	h	r	er	bb	so	2b	3b	hr	b/avg	wp	hp	bks	sfa	sha		
12 Irvin, Garrett	0.00	1-0	1	1	0	0/0	0	6.2	5	1	0	0	7	0	0	0	.208	0	0	0	0	0		
34 Churchill, Ian	3.60	0-0	2	0	0	0/0	0	5.0	4	2	2	4	3	1	0	0	.211	1	1	0	0	0		
30 Price, Preston	3.68	1-0	4	0	0	0/0	0	7.1	7	3	3	2	4	1	1	0	.259	2	0	0	0	2		
40 Flanagan, Quinn	5.06	0-1	1	1	0	0/0	0	5.1	6	3	3	1	3	2	0	0	.300	0	1	0	0	0		
22 Murphy, Chandler	7.11	0-0	2	2	0	0/0	0	6.1	7	6	5	5	5	1	1	1	.304	1	0	0	1	2		
-----																								
44 Vainer, Davis	0.00	0-0	1	0	0	0/0	0	1.0	1	0	0	1	1	0	0	0	.250	0	0	0	0	0		
27 Netz, Dawson	0.00	0-0	1	1	0	0/0	0	1.0	0	0	0	1	2	0	0	0	.000	0	0	0	0	0		
47 Cope, Hunter	0.00	0-0	1	0	0	0/0	0	0.1	0	0	0	1	0	0	0	0	.000	0	0	0	0	0		
35 Peyton, Blake	3.00	0-0	2	0	0	0/0	0	3.0	1	1	1	0	4	0	0	1	.100	0	1	0	0	0		
26 Vannelle, Vince	4.15	1-0	1	0	0	0/0	0	4.1	5	2	2	1	6	0	0	0	.278	0	0	0	0	0		
4 Luna, Gil	16.20	0-0	3	0	0	0/0	0	3.1	5	7	6	8	3	1	0	0	.333	4	0	0	0	0		
19 Sherman, Zach	27.00	0-0	1	0	0	0/0	0	0.2	2	2	2	1	0	0	0	0	.500	2	0	0	0	0		
15 Brown, Nate	27.00	0-1	1	0	0	0/0	0	0.2	1	2	2	2	0	1	0	0	.333	0	0	0	0	0		
11 Scott, Wesley	99.00	0-0	1	0	0	0/0	0	0.0	0	2	2	1	0	0	0	0		0	1	0	0	0		
Totals	5.60	3-2	5	5	0	0/0	0	45.0	44	31	28	28	38	7	2	2	.257	10	4	0	1	4		
Opponents	6.70	2-3	5	5	0	0/0	1	43.0	46	37	32	40	44	6	1	3	.282	9	9	1	6	1		

PB - Team (1), Wells, A. 1, Opp (1). Pickoffs - Team (3), Irvin, G. 2, Luna, G. 1, Opp (1).

# HOME BATTING

(Home games Sorted by Batting avg)

Record: 7-3 Home: 7-3 Away: 0-0 Pac-12: 0-0

Player	avg	gp-gs	ab	r	h	2b	3b	hr	rbi	tb	slg%	bb	hp	so	gdp	ob%	sf	sh	sb-att	po	a	e	fld%		
16 Wells, Austin	.436	10-10	39	9	17	6	0	1	13	26	.667	13	0	8	1	.577	0	0	0-0	76	8	0	1.000		
10 Blas, Jacob	.415	10-10	41	12	17	4	0	0	4	21	.512	3	4	1	2	.500	0	0	2-4	20	16	5	.878		
7 Bingham, Mac	.375	10-8	24	4	9	2	0	0	5	11	.458	7	0	3	1	.500	1	1	0-0	15	0	0	1.000		
42 Holgate, Ryan	.371	10-10	35	8	13	5	0	1	11	21	.600	7	0	7	0	.476	0	0	0-0	18	0	0	1.000		
17 Boissiere, Branden	.359	10-8	39	9	14	1	0	1	9	18	.462	3	0	6	1	.395	1	0	1-1	60	6	1	.985		
23 Williams, Donta	.345	10-10	29	17	10	2	1	0	14	14	.483	12	5	4	0	.529	5	0	0-1	17	1	0	1.000		
5 Dyer, Matthew	.275	10-10	40	11	11	4	0	2	13	21	.525	7	2	6	2	.400	1	2	1-1	24	17	2	.953		
8 Dooney, Dayton	.200	8-7	25	5	5	0	2	1	7	12	.480	5	0	4	0	.313	2	0	0-0	6	0	0	1.000		
3 Bullard, Tony	.182	10-8	22	4	4	0	0	0	8	4	.182	8	3	5	0	.441	1	0	1-1	9	5	2	.875		
-----																									
1 Kato, Kobe	.400	7-0	5	1	2	0	0	0	1	2	.400	1	0	1	0	.500	0	0	1-1	1	2	0	1.000		
29 Donahue, Kyson	.364	5-5	11	5	4	1	0	0	1	5	.455	4	1	3	0	.563	0	1	1-1	2	9	5	.688		
13 Casagrande, Tyler	.286	8-0	7	4	2	0	0	0	1	2	.286	1	0	2	0	.375	0	0	2-2	2	0	0	1.000		
28 Paugh, Blake	.143	7-4	14	2	2	0	0	0	1	2	.143	5	2	9	0	.429	0	0	0-1	2	0	0	1.000		
33 Soderstrom, T.	.000	6-0	5	1	0	0	0	0	0	0	.000	1	0	2	0	.167	0	0	0-0	0	0	0	.000		
31 Hopson, Kaden	.000	4-0	1	1	0	0	0	0	0	0	.000	1	0	1	0	.500	0	0	0-0	12	0	1	.923		
18 Klassen, Blake	.000	2-0	1	0	0	0	0	0	0	0	.000	1	0	1	0	.500	0	0	0-0	4	0	0	1.000		
Totals	.325	10	338	93	110	25	3	6	88	159	.470	79	17	63	7	.463	11	4	9-13	273	83	18	.952		
Opponents	.205	10	337	50	69	13	3	3	41	97	.288	55	8	103	2	.328	2	5	7-10	252	92	9	.975		

LOB - Team (104), Opp (85). DPs turned - Team (3), Opp (7). CI - Team (1), Hopson, K. 1.

# HOME PITCHING

(Home games Sorted by Earned run avg)

Player	era	w-l	app	gs	cg	sho	sv	ip	h	r	er	bb	so	2b	3b	hr	b/avg	wp	hp	bks	sfa	sha	
12 Irvin, Garrett	1.53	3-0	3	3	0	0/0	0	17.2	12	4	3	2	22	2	0	0	.194	1	1	0	0	0	
40 Flanagan, Quinn	2.12	1-1	3	3	0	0/1	0	17.0	13	10	4	7	18	3	0	0	.200	0	1	0	0	0	
22 Murphy, Chandler	3.97	1-0	3	3	0	0/0	0	11.1	10	6	5	7	12	1	1	1	.250	1	1	0	1	2	
-----																							
26 Vannelle, Vince	0.00	0-0	2	0	0	0/0	1	5.0	2	0	0	2	8	1	0	0	.125	0	1	0	0	0	
44 Vainer, Davis	0.00	0-0	1	0	0	0/0	0	1.0	1	0	0	1	1	0	0	0	.250	0	0	0	0	0	
47 Cope, Hunter	0.00	0-0	1	0	0	0/0	0	0.1	0	0	0	1	0	0	0	0	.000	0	0	0	0	0	
35 Peyton, Blake	1.42	1-0	4	0	0	0/0	0	6.1	1	1	1	3	8	0	0	1	.053	1	1	0	1	0	
27 Netz, Dawson	2.08	0-0	1	1	0	0/0	0	4.1	2	2	1	1	5	0	1	1	.125	0	1	0	0	0	
34 Churchill, Ian	2.35	0-0	3	0	0	0/0	0	7.2	4	2	2	6	7	1	0	0	.148	1	1	0	0	0	
30 Price, Preston	3.00	1-0	5	0	0	0/0	0	6.0	5	2	2	3	5	1	1	0	.238	1	0	0	0	2	
11 Scott, Wesley	6.00	0-0	3	0	0	0/1	0	3.0	1	2	2	2	4	0	0	0	.091	0	1	0	0	0	
4 Luna, Gil	6.75	0-1	4	0	0	0/0	0	6.2	7	7	5	11	8	1	0	0	.259	5	0	0	0	1	
15 Brown, Nate	10.80	0-1	2	0	0	0/0	0	1.2	1	2	2	3	2	1	0	0	.143	1	0	0	0	0	
6 Abshier, Randy	27.00	0-0	2	0	0	0/0	0	1.1	4	5	4	3	3	0	0	0	.400	1	0	1	0	0	
19 Sherman, Zach	37.80	0-0	2	0	0	0/0	0	1.2	6	7	7	3	0	2	0	0	.545	3	0	0	0	0	
Totals	3.76	7-3	10	10	0	1/1	1	91.0	69	50	38	55	103	13	3	3	.205	15	8	1	2	5	
Opponents	8.25	3-7	10	10	0	0/0	1	84.0	110	93	77	79	63	25	3	6	.325	15	17	1	11	4	

PB - Team (3), Dyer, M. 2, Wells, A. 1, Opp (3). Pickoffs - Team (7), Irvin, G. 5, Luna, G. 1, Netz, D. 1, Opp (1).

2021 WILDCATS  
 2020 REVIEW  
 PAC-12 OPPONENTS  
 HISTORY & RECORDS  
 HI CORBETT FIELD

## ROAD BATTING

(Away games Sorted by Batting avg)

Record: 1-0 Home: 0-0 Away: 1-0 Pac-12: 0-0

Player	avg	gp-gs	ab	r	h	2b	3b	hr	rbi	tb	slg%	bb	hp	so	gdp	ob%	sf	sh	sb-att	po	a	e	fld%	
23 Williams, Donta	.500	1-1	2	3	1	0	0	0	0	1	.500	1	2	1	0	.800	0	0	1-1	2	0	0	1.000	
17 Boissiere, Branden	.400	1-1	5	1	2	0	0	1	3	5	1.000	0	0	0	1	.400	0	0	0-0	10	1	0	1.000	
5 Dyer, Matthew	.333	1-1	3	1	1	0	0	1	4	4	1.333	1	0	1	0	.400	1	0	0-0	8	3	0	1.000	
3 Bullard, Tony	.000	1-1	4	0	0	0	0	0	0	0	.000	1	0	3	0	.200	0	0	1-1	0	1	0	1.000	
16 Wells, Austin	.000	1-1	3	1	0	0	0	0	0	0	.000	2	0	3	0	.400	0	0	0-0	0	0	0	.000	
8 Dooney, Dayton	.000	1-1	3	1	0	0	0	0	0	0	.000	1	0	2	0	.250	0	0	0-0	3	2	0	1.000	
10 Blas, Jacob	.000	1-1	3	0	0	0	0	0	0	0	.000	1	1	1	0	.400	0	0	2-2	1	2	0	1.000	
42 Holgate, Ryan	.000	1-1	2	0	0	0	0	0	0	0	.000	0	1	2	0	.333	0	0	1-1	3	0	0	1.000	
7 Bingham, Mac	.000	1-1	2	1	0	0	0	0	0	0	.000	1	0	1	0	.333	0	1	0-0	0	0	0	.000	
-----																								
28 Paugh, Blake	.000	1-0	1	0	0	0	0	0	0	0	.000	0	0	1	0	.000	0	0	0-0	0	0	0	.000	
13 Casagrande, Tyler	.000	1-0	1	0	0	0	0	0	0	0	.000	0	0	1	0	.000	0	0	0-0	0	0	0	.000	
Totals	.138	1	29	8	4	0	0	2	7	10	.345	8	4	16	1	.381	1	1	5-5	27	11	0	1.000	
Opponents	.297	1	37	6	11	1	0	0	6	12	.324	4	0	11	0	.366	0	0	0-0	27	10	1	.974	

LOB - Team (8), Opp (8). DPs turned - Team (0), Opp (1).

## ROAD PITCHING

(Away games Sorted by Earned run avg)

Player	era	w-l	app	gs	cg	sho	sv	ip	h	r	er	bb	so	2b	3b	hr	b/avg	wp	hp	bks	sfa	sha
27 Netz, Dawson	0.00	0-0	1	1	0	0/0	0	1.0	0	0	0	1	2	0	0	0	.000	0	0	0	0	0
30 Price, Preston	3.38	0-0	1	0	0	0/0	0	2.2	3	1	1	0	2	0	0	0	.273	1	0	0	0	0
26 Vannelle, Vince	4.15	1-0	1	0	0	0/0	0	4.1	5	2	2	1	6	0	0	0	.278	0	0	0	0	0
4 Luna, Gil	27.00	0-0	1	0	0	0/0	0	1.0	3	3	3	2	1	1	0	0	.600	3	0	0	0	0
Totals	6.00	1-0	1	1	0	0/0	0	9.0	11	6	6	4	11	1	0	0	.297	4	0	0	0	0
Opponents	8.00	0-1	1	1	0	0/0	0	9.0	4	8	8	8	16	0	0	2	.138	2	4	0	1	1

Pickoffs - Team (1), Luna, G. 1.

## NEUTRAL SITE BATTING

(Neutral site games Sorted by Batting avg)

Record: 2-2 Home: 0-0 Away: 0-0 Neutral: 2-2 Pac-12: 0-0

Player	avg	gp-gs	ab	r	h	2b	3b	hr	rbi	tb	slg%	bb	hp	so	gdp	ob%	sf	sh	sb-att	po	a	e	fld%	
42 Holgate, Ryan	.438	4-4	16	3	7	1	0	0	1	8	.500	0	0	3	0	.438	0	0	0-0	5	0	1	.833	
23 Williams, Donta	.333	4-4	15	2	5	1	1	0	0	8	.533	2	1	3	0	.444	0	0	1-2	11	0	0	1.000	
16 Wells, Austin	.286	4-4	14	2	4	0	0	1	1	7	.500	2	1	3	0	.412	0	0	1-1	37	0	0	1.000	
10 Blas, Jacob	.133	4-4	15	1	2	2	0	0	2	4	.267	1	0	2	0	.188	0	0	2-3	5	9	0	1.000	
8 Dooney, Dayton	.077	4-4	13	0	1	0	0	0	0	1	.077	1	0	6	0	.143	0	0	0-0	2	0	1	.667	
5 Dyer, Matthew	.063	4-4	16	0	1	0	0	0	1	1	.063	1	0	6	0	.111	1	0	0-0	13	3	2	.889	
-----																								
7 Bingham, Mac	.400	4-3	10	1	4	0	0	1	2	7	.700	1	0	1	0	.455	0	0	0-0	3	0	1	.750	
28 Paugh, Blake	.400	3-1	5	2	2	0	0	2	3	8	1.600	1	0	3	0	.500	0	0	0-0	0	0	0	.000	
17 Boissiere, Branden	.182	4-3	11	1	2	0	0	0	1	2	.182	0	0	3	0	.182	0	0	1-1	23	2	0	1.000	
29 Donahue, Kyson	.111	4-3	9	0	1	1	0	0	0	2	.222	0	0	4	0	.111	0	1	0-0	3	7	0	1.000	
3 Bullard, Tony	.000	3-2	4	0	0	0	0	0	0	0	.000	0	0	3	0	.000	0	0	0-0	0	1	0	1.000	
13 Casagrande, Tyler	.000	2-0	1	0	0	0	0	0	0	0	.000	0	0	0	0	.000	0	0	0-0	0	0	0	.000	
1 Kato, Kobe	.000	2-0	1	0	0	0	0	0	0	0	.000	1	0	0	0	.500	0	0	1-1	1	0	0	1.000	
18 Klassen, Blake	.000	1-0	0	0	0	0	0	0	0	0	.000	0	0	0	0	.000	0	0	0-0	1	0	0	1.000	
Totals	.223	4	130	12	29	5	1	4	11	48	.369	10	2	37	0	.287	1	1	6-8	105	28	5	.964	
Opponents	.208	4	125	16	26	3	1	2	15	37	.296	11	4	48	1	.287	3	2	2-3	105	31	2	.986	

LOB - Team (27), Opp (24). DPs turned - Team (1), Opp (1).

## NEUTRAL SITE PITCHING

(Neutral site games Sorted by Earned run avg)

Player	era	w-l	app	gs	cg	sho	sv	ip	h	r	er	bb	so	2b	3b	hr	b/avg	wp	hp	bks	sfa	sha		
22 Murphy, Chandler	0.00	1-0	1	1	0	0/0	0	5.1	2	1	0	0	7	0	0	0	.105	0	1	0	1	0		
26 Vannelle, Vince	0.00	0-0	2	0	0	0/0	1	4.0	0	0	0	0	6	0	0	0	.000	0	0	0	0	0		
27 Netz, Dawson	3.18	0-1	2	1	0	0/0	0	5.2	5	3	2	1	5	1	1	0	.278	0	1	0	1	1		
34 Churchill, Ian	4.50	0-0	2	0	0	0/0	0	4.0	3	2	2	2	8	0	0	0	.200	0	1	0	0	1		
40 Flanagan, Quinn	7.71	0-1	1	1	0	0/0	0	4.2	5	4	4	2	5	1	0	1	.250	0	1	0	0	0		
12 Irvin, Garrett	9.00	1-0	1	1	0	0/0	0	5.0	7	5	5	2	6	1	0	0	.389	0	0	0	1	0		
-----																								
30 Price, Preston	0.00	0-0	2	0	0	0/0	0	2.1	3	0	0	0	4	0	0	0	.300	0	0	0	0	0		
4 Luna, Gil	0.00	0-0	1	0	0	0/0	1	2.0	0	0	0	0	4	0	0	0	.000	0	0	0	0	0		
6 Abshier, Randy	0.00	0-0	1	0	0	0/0	0	0.0	0	0	0	2	0	0	0	0		0	0	0	0	0		
35 Peyton, Blake	4.50	0-0	2	0	0	0/0	0	2.0	1	1	1	2	3	0	0	1	.143	1	0	0	0	0		
Totals	3.60	2-2	4	4	0	0/0	2	35.0	26	16	14	11	48	3	1	2	.208	1	4	0	3	2		
Opponents	3.09	2-2	4	4	0	0/0	2	35.0	29	12	12	10	37	5	1	4	.223	0	2	0	1	1		

PB - Team (0), Opp (1). Pickoffs - Team (3), Irvin, G. 2, Netz, D. 1, Opp (1).

## 2020 ARIZONA SCHEDULE/RESULTS

### 2020 Arizona Baseball - FINAL Game Results for Arizona (2020 FINAL) (All games)

Date	Opponent	Score	Inns	Overall	Pac-12	Pitcher of record	Attend	Time
Feb 14, 2020	ALBANY	w 12-7	9	1-0-0	0-0-0	Irvin, G. (W 1-0)	2459	3:31
Feb 15, 2020	ALBANY	w 15-0	9	2-0-0	0-0-0	Flanagan, Q. (W 1-0)	2220	3:18
Feb 16, 2020	ALBANY	w 11-3	9	3-0-0	0-0-0	Murphy, C. (W 1-0)	2374	3:59
Feb 17, 2020	vs Minnesota	L 2-5	9	3-1-0	0-0-0	Netz, D. (L 0-1)	520	3:33
Feb 21, 2020	vs Southern Illinois	w 6-5	9	4-1-0	0-0-0	Irvin, G. (W 2-0)	323	2:34
Feb 22, 2020	vs Iowa	L 1-4	9	4-2-0	0-0-0	Flanagan, Q. (L 1-1)	362	3:00
Feb 23, 2020	vs Nebraska	w 3-2	9	5-2-0	0-0-0	Murphy, C. (W 2-0)	518	2:32
Feb 26, 2020	CENTRAL MICHIGAN	L 2-4 (10)	9	5-3-0	0-0-0	Luna, G. (L 0-1)	1680	3:51
Feb 28, 2020	CENTRAL MICHIGAN	w 5-1	9	6-3-0	0-0-0	Irvin, G. (W 3-0)	2215	3:15
Feb 29, 2020	RHODE ISLAND	w 19-10	9	7-3-0	0-0-0	Peyton, B. (W 1-0)	2674	3:49
Mar 01, 2020	RHODE ISLAND	L 11-15	9	7-4-0	0-0-0	Brown, N. (L 0-1)	2030	4:42
Mar 03, 2020	at Texas	w 8-6	9	8-4-0	0-0-0	Vannelle, V. (W 1-0)	4552	4:35
Mar 06, 2020	HOUSTON	w 7-1	9	9-4-0	0-0-0	Irvin, G. (W 4-0)	2095	3:23
Mar 07, 2020	HOUSTON	L 1-3	9	9-5-0	0-0-0	Flanagan, Q. (L 1-2)	2295	3:16
Mar 08, 2020	HOUSTON	w 10-6	9	10-5-0	0-0-0	Price, P. (W 1-0)	1789	3:54

( ) extra inning game

# 2020 ARIZONA STATISTICAL SUMMARY

## 2020 Arizona Baseball - FINAL Games Summary for Arizona (2020 FINAL) (All games)

Score by innings	1	2	3	4	5	6	7	8	9	EX	Total
Arizona	14	19	17	11	8	19	11	13	1	0	113
Opponents	1	7	11	12	8	8	5	6	12	2	72

### Record when ...

Overall	10-5	After 6 leading	9-1
Conference	0-0	..... trailing	0-4
Non-Conference	10-5	..... tied	1-0
Home games	7-3	After 7 leading	10-1
Away games	1-0	..... trailing	0-4
Neutral site	2-2	..... tied	0-0
Day games	4-4	After 8 leading	10-1
Night games	6-1	..... trailing	0-3
vs Left starter	3-2	..... tied	0-1
vs Right starter	7-3		
1-Run games	2-0	Hit 0 home runs	3-5
2-Run games	1-2	... 1 home run	2-0
5+Run games	5-0	... 2+ home runs	5-0
Extra innings	0-1		
Shutouts	1-0	Opponent 0 home runs	8-3
		..... 1 home run	1-2
Scoring 0-2 runs	0-4	..... 2+ HRs	1-0
..... 3-5 runs	2-0		
..... 6-9 runs	3-0	Made 0 errors	3-2
..... 10+ runs	5-1	.... 1 error	1-1
		.... 2+ errors	6-2
Opponent 0-2 runs	4-0		
..... 3-5 runs	2-4	Opp. made 0 errors	5-1
..... 6-9 runs	3-0	..... 1 error	3-4
..... 10+ runs	1-1	..... 2+ errors	2-0
Scored in 1st inning	7-1	Out-hit opponent	9-1
Opp. scored in 1st	0-1	Out-hit by opponent	1-3
Scores first	8-1	Hits are tied	0-1
Opp. scores first	2-4		

### Record when team scores:

Runs	0	1	2	3	4	5	6	7	8	9	10+
W-L	0-0	0-2	0-2	1-0	0-0	1-0	1-0	1-0	1-0	0-0	5-1

### Record when opponent scores:

Runs	0	1	2	3	4	5	6	7	8	9	10+
W-L	1-0	2-0	1-0	1-1	0-2	1-1	2-0	1-0	0-0	0-0	1-1

### Record when leading after:

Inn.	1	2	3	4	5	6	7	8
W-L	7-1	8-1	6-2	7-1	7-1	9-1	10-1	10-1

### Record when trailing after:

Inn.	1	2	3	4	5	6	7	8
W-L	0-1	1-2	2-2	1-4	0-4	0-4	0-4	0-3

### Record when tied after:

Inn.	1	2	3	4	5	6	7	8
W-L	3-3	1-2	2-1	2-0	3-0	1-0	0-0	0-1

Current winning streak: 1  
 Longest winning streak: 3  
 Longest losing streak: 1

Home attendance : 21831 ( 10 dates avg = 2183 )  
 Away attendance : 6275 ( 5 dates avg = 1255 )  
 Total attendance: 28106 ( 15 dates avg = 1873 )

## 2020 ARIZONA OFFENSIVE GAME-BY-GAME

### 2020 Arizona Baseball - FINAL Team Game-by-Game for Arizona (2020 FINAL) Batting (All games)

Date	Opponent	ab	r	h	rbj	2b	3b	hr	tb	bb	ibb	sb	cs	hbp	sac	sf	qdp	k	po	a	e	lob	avg
Feb 14	ALBANY	34	12	13	11	7	0	2	26	4	0	0	0	2	1	1	1	5	27	8	3	6	.382
Feb 15	ALBANY	37	15	13	14	5	0	2	24	11	0	1	0	2	0	0	1	9	27	5	1	11	.366
Feb 16	ALBANY	34	11	14	11	2	1	0	18	9	1	1	1	3	0	2	0	3	27	7	4	13	.381
Feb 17	vs Minnesota	33	2	7	2	2	0	0	9	4	0	3	1	2	0	0	0	13	27	8	1	10	.341
Feb 21	vs Southern Illinois	34	6	12	5	2	1	2	22	2	0	2	0	0	1	1	0	5	27	7	0	8	.343
Feb 22	vs Iowa	31	1	4	1	1	0	0	5	3	0	1	0	0	0	0	0	9	24	7	2	6	.310
Feb 23	vs Nebraska	32	3	6	3	0	0	2	12	1	0	0	1	0	0	0	0	10	27	6	2	3	.294
Feb 26	CENTRAL MICHIGAN	32	2	5	2	1	0	0	6	8	0	0	0	0	1	1	0	7	30	12	2	10	.277
Feb 28	CENTRAL MICHIGAN	28	5	8	5	0	0	0	8	5	0	0	1	2	1	2	0	8	27	5	0	9	.278
Feb 29	RHODE ISLAND	39	19	15	17	4	1	1	24	10	0	1	0	3	1	0	2	3	27	8	4	10	.290
Mar 01	RHODE ISLAND	37	11	13	11	3	1	0	18	9	0	3	0	0	0	3	1	5	27	6	0	11	.296
Mar 03	at Texas	29	8	4	7	0	0	2	10	8	0	5	0	4	1	1	1	16	27	11	0	8	.285
Mar 06	HOUSTON	28	7	7	6	1	0	1	11	10	2	2	0	1	0	2	1	9	27	10	2	10	.283
Mar 07	HOUSTON	33	1	11	1	0	0	0	11	7	0	0	2	1	0	0	1	5	27	10	0	13	.286
Mar 08	HOUSTON	36	10	11	10	2	0	0	13	6	0	1	0	3	0	0	0	9	27	12	2	11	.288
Totals		497	113	143	106	30	4	12	217	97	3	20	6	23	6	13	8	116	405	122	23	139	.288

## 2020 ARIZONA PITCHING GAME-BY-GAME

2020 Arizona Baseball - FINAL  
 Team Game-by-Game for Arizona (2020 FINAL)  
 Pitching (All games)

Date	Opponent	ip	h	r	er	bb	so	2b	3b	hr	wp	bk	hbp	dp	ibb	score	w-l	sv	era
Feb 14	ALBANY	9.0	8	7	7	5	14	4	0	0	3	0	1	0	0	12-7	1-0	0	7.00
Feb 15	ALBANY	9.0	2	0	0	2	13	0	0	0	0	0	0	0	0	15-0	2-0	0	3.50
Feb 16	ALBANY	9.0	7	3	1	6	16	0	0	0	3	0	1	0	0	11-3	3-0	0	2.67
Feb 17	vs Minnesota	9.0	8	5	4	4	11	1	1	0	0	0	2	1	0	2-5	3-1	0	3.00
Feb 21	vs Southern Illinois	9.0	7	5	5	2	14	1	0	0	0	0	0	0	0	6-5	4-1	1	3.40
Feb 22	vs Iowa	8.0	8	4	4	4	12	1	0	1	0	0	1	0	0	1-4	4-2	1	3.57
Feb 23	vs Nebraska	9.0	3	2	1	1	11	0	0	1	1	0	1	0	0	3-2	5-2	2	3.19
Feb 26	CENTRAL MICHIGAN	10.0	5	4	3	7	11	1	1	1	2	0	1	0	1	2-4	5-3	2	3.12
Feb 28	CENTRAL MICHIGAN	9.0	5	1	1	2	11	1	0	0	0	0	1	1	0	5-1	6-3	3	2.89
Feb 29	RHODE ISLAND	9.0	9	10	4	9	11	1	0	0	1	1	0	0	0	19-10	7-3	3	3.00
Mar 01	RHODE ISLAND	9.0	14	15	15	14	4	3	1	0	5	0	1	0	0	11-15	7-4	3	4.09
Mar 03	at Texas	9.0	11	6	6	4	11	1	0	0	4	0	0	0	0	8-6	8-4	3	4.25
Mar 06	HOUSTON	9.0	5	1	0	1	9	0	0	0	0	0	1	1	0	7-1	9-4	3	3.92
Mar 07	HOUSTON	9.0	7	3	3	3	6	3	0	0	0	0	2	0	1	1-3	9-5	3	3.86
Mar 08	HOUSTON	9.0	7	6	4	6	8	0	1	2	1	0	0	1	0	10-6	10-5	3	3.87
Totals		135.0	106	72	58	70	162	17	4	5	20	1	12	4	2	113-72	10-5	3	3.87

2021 WILDCATS

2020 REVIEW

PAC-12 OPPONENTS

HISTORY & RECORDS

HI CORBETT FIELD

# PAC-12 OPPONENTS



# ARIZONA STATE SUN DEVILS



## 2021 TEAM INFORMATION

**HEAD COACH:** Tracy Smith (6th season)

**AD:** Ray Anderson (since 2014)

**SID:** Jeremy Hawkes  
 • **Email:** jdhawkes@asu.edu

**STADIUM:** Phoenix Municipal Stadium

- **Opened:** 1964
- **Capacity:** 8,775
- **Left:** 345
- **Center:** 410
- **Right:** 345

### Year-by-Year Results vs. Arizona State (since 1950)

Year	Season Series	Combined Score	Arizona Head Coach
2020	No Games	-	Jay Johnson
2019	0-4	28-43	Jay Johnson
2018	3-1	27-25	Jay Johnson
2017	4-1	42-27	Jay Johnson
2016	2-3	20-25	Jay Johnson
2015	2-3	40-32	Andy Lopez
2014	2-3	23-33	Andy Lopez
2013	3-2	35-35	Andy Lopez
2012	3-2	34-30	Andy Lopez
2011	1-4	15-29	Andy Lopez
2010	2-3	23-35	Andy Lopez
2009	0-5	19-63	Andy Lopez
2008	2-2	22-26	Andy Lopez
2007	2-3	40-48	Andy Lopez
2006	3-2	49-61	Andy Lopez
2005	4-1	54-25	Andy Lopez
2004	1-4	24-35	Andy Lopez
2003	0-3	4-36	Andy Lopez
2002	1-2	23-20	Andy Lopez
2001	1-2	12-14	Jerry Stitt
2000	1-5	51-101	Jerry Stitt
1999	3-3	49-66	Jerry Stitt
1998	2-4	50-68	Jerry Stitt
1997	3-3	37-37	Jerry Stitt
1996	2-4	66-80	Jerry Kindall
1995	2-4	29-43	Jerry Kindall
1994	2-5	37-63	Jerry Kindall
1993	3-3	44-50	Jerry Kindall
1992	4-2	41-33	Jerry Kindall
1991	2-4	42-38	Jerry Kindall
1990	1-5	13-27	Jerry Kindall
1989	4-2	42-32	Jerry Kindall
1988	1-5	28-60	Jerry Kindall
1987	0-6	18-43	Jerry Kindall
1986	4-2	68-38	Jerry Kindall
1985	3-3	47-68	Jerry Kindall
1984	1-5	25-44	Jerry Kindall
1983	3-3	28-34	Jerry Kindall
1982	2-3-1	30-35	Jerry Kindall
1981	1-5	43-66	Jerry Kindall
1980	3-3	63-41	Jerry Kindall
1979	6-0	57-29	Jerry Kindall
1978	2-6	53-72	Jerry Kindall
1977	2-6	48-68	Jerry Kindall
1976	1-7	41-57	Jerry Kindall
1975	2-4	38-55	Jerry Kindall
1974	5-1	54-23	Jerry Kindall
1973	1-5	29-57	Jerry Kindall
1972	0-6	11-32	Frank Sancet
1971	0-6	21-40	Frank Sancet
1970	5-1	41-25	Frank Sancet
1969	2-4	17-35	Frank Sancet
1968	3-3	22-19	Frank Sancet
1967	2-4	11-14	Frank Sancet
1966	3-3	23-27	Frank Sancet
1965	2-4	27-39	Frank Sancet
1964	1-5	21-40	Frank Sancet

**All-Time** ..... 253-221-1 (.533)  
 Postseason (since 1950) ..... 1-1

### Streaks & Superlatives (since 1950)

Last 5 Years ..... Tied, 9-9  
 Last 10 Years ..... ASU leads, 23-20  
 Last UA Season Series Win ..... 2018 (2-1)  
 Last ASU Season Series Win ..... 2019 (3-0)  
 Last UA Home Series Win ..... 2018 (2-1)  
 Last UA Road Series Win ..... 2017 (3-0)  
 Last ASU Home Series Win ..... 2019 (3-0)  
 Last ASU Road Series Win ..... 2016 (2-1)  
 UA Most Single-Game Runs ..... 25 (1953)  
 ASU Most Single-Game Runs ..... 32 (2000)

### Head Coach Records vs. Arizona State

Years	Record	Pct.	Head Coach
1950-1972	63-47	.573	Frank Sancet
<b>2016-current</b>	<b>9-9</b>	<b>.500</b>	<b>Jay Johnson</b>
1973-1996	70-93	.429	Jerry Kindall
2002-2015	26-37	.413	Andy Lopez
1997-2001	10-17	.370	Jerry Stitt

# CALIFORNIA GOLDEN BEARS



## 2021 TEAM INFORMATION

**HEAD COACH:** Mike Neu (4th season)

**AD:** Jim Knowlton (since 2018)

**SID:** Gerrit Van Gendersen  
 • **Email:** vangendersen\_gw@berkeley.edu

**STADIUM:** Evans Diamond

- **Opened:** 1933
- **Capacity:** 2,500
- **Left:** 320
- **Center:** 395
- **Right:** 320

### Year-by-Year Results vs. California (all-time)

Year	Season Series	Combined Score	Arizona Head Coach
2020	No Games	-	Jay Johnson
2019	1-2	14-19	Jay Johnson
2018	0-3	20-37	Jay Johnson
2017	1-2	20-19	Jay Johnson
2016	3-0	18-11	Jay Johnson
2015	0-3	4-15	Andy Lopez
2014	1-2	16-13	Andy Lopez
2013	3-0	21-9	Andy Lopez
2012	3-0	14-6	Andy Lopez
2011	2-1	22-29	Andy Lopez
2010	0-3	5-19	Andy Lopez
2009	3-0	33-16	Andy Lopez
2008	1-2	26-22	Andy Lopez
2007	3-0	21-15	Andy Lopez
2006	1-2	11-9	Andy Lopez
2005	1-2	17-18	Andy Lopez
2004	2-1	21-16	Andy Lopez
2003	2-1	26-21	Andy Lopez
2002	2-1	27-15	Andy Lopez
2001	1-2	34-41	Jerry Stitt
2000	1-2	24-51	Jerry Stitt
1999	1-2	8-17	Jerry Stitt
1998	4-2	58-46	Jerry Stitt
1997	6-0	34-11	Jerry Stitt
1996	0-6	29-64	Jerry Kindall
1995	1-5	41-55	Jerry Kindall
1994	2-4	40-55	Jerry Kindall
1993	3-3	56-46	Jerry Kindall
1992	3-3	54-70	Jerry Kindall
1991	2-4	58-66	Jerry Kindall
1990	5-1	61-41	Jerry Kindall
1989	5-1	58-23	Jerry Kindall
1988	2-4	37-34	Jerry Kindall
1987	3-3	46-34	Jerry Kindall
1986	6-0	48-36	Jerry Kindall
1985	5-1	36-32	Jerry Kindall
1984	3-3	42-37	Jerry Kindall
1983	3-2	36-28	Jerry Kindall
1982	4-1	29-17	Jerry Kindall
1981	4-2	52-35	Jerry Kindall
1980	5-2	47-41	Jerry Kindall
1979	3-3	44-53	Jerry Kindall
1978	No Games	-	Jerry Kindall
1977	No Games	-	Jerry Kindall
1976	No Games	-	Jerry Kindall
1975	No Games	-	Jerry Kindall
1974	No Games	-	Jerry Kindall
1973	No Games	-	Jerry Kindall
1972	No Games	-	Frank Sancet
1971	No Games	-	Frank Sancet
1970	No Games	-	Frank Sancet
1969	No Games	-	Frank Sancet
1968	No Games	-	Frank Sancet
1967	No Games	-	Frank Sancet
1966	No Games	-	Frank Sancet
1965	No Games	-	Frank Sancet
1964	No Games	-	Frank Sancet

**All-Time** ..... 109-82 (.571)  
 Postseason ..... 1-0

### Streaks & Superlatives

Last 5 Years ..... CAL leads, 7-5  
 Last 10 Years ..... UA leads, 14-13  
 Last UA Season Series Win ..... 2016 (3-0)  
 Last CAL Season Series Win ..... 2019 (2-1)  
 Last UA Home Series Win ..... 2013 (3-0)  
 Last UA Road Series Win ..... 2016 (3-0)  
 Last CAL Home Series Win ..... 2018 (3-0)  
 Last CAL Road Series Win ..... 2019 (2-1)  
 UA Most Single-Game Runs ..... 20 (1989)  
 CAL Most Single-Game Runs ..... 26 (2x, last 2000)

### Head Coach Records vs. California

Years	Record	Pct.	Head Coach
1950-1972	9-1	.900	Frank Sancet
1997-2001	13-8	.619	Jerry Stitt
2002-2015	24-18	.571	Andy Lopez
1973-1996	59-48	.551	Jerry Kindall
<b>2016-current</b>	<b>5-7</b>	<b>.417</b>	<b>Jay Johnson</b>

# OREGON DUCKS



## 2021 TEAM INFORMATION

**HEAD COACH:** Mark Wasikowski (2nd season)

**AD:** Rob Mullens (since 2010)

**SID:** Todd Miles  
 • **Email:** miles@uoregon.edu

**STADIUM:** PK Park  
 • **Opened:** 2009  
 • **Capacity:** 4,000  
 • **Left:** 335  
 • **Center:** 400  
 • **Right:** 325

### Year-by-Year Results vs. Oregon (all-time)

Year	Season Series	Combined Score	Arizona Head Coach
2020	No Games	-	Jay Johnson
2019	3-0	54-21	Jay Johnson
2018	2-1	22-8	Jay Johnson
2017	2-1	27-16	Jay Johnson
2016	1-2	7-11	Jay Johnson
2015	2-1	29-11	Andy Lopez
2014	0-3	8-18	Andy Lopez
2013	0-3	8-14	Andy Lopez
2012	1-2	14-15	Andy Lopez
2011	1-2	7-12	Andy Lopez
2010	2-1	25-16	Andy Lopez
2009	3-0	22-8	Andy Lopez
2008	No Games	-	Andy Lopez
2007	No Games	-	Andy Lopez
2006	No Games	-	Andy Lopez
2005	No Games	-	Andy Lopez
2004	No Games	-	Andy Lopez
2003	No Games	-	Andy Lopez
2002	No Games	-	Andy Lopez
2001	No Games	-	Jerry Stitt
2000	No Games	-	Jerry Stitt
1999	No Games	-	Jerry Stitt
1998	No Games	-	Jerry Stitt
1997	No Games	-	Jerry Stitt
1996	No Games	-	Jerry Kindall
1995	No Games	-	Jerry Kindall
1994	No Games	-	Jerry Kindall
1993	No Games	-	Jerry Kindall
1992	No Games	-	Jerry Kindall
1991	No Games	-	Jerry Kindall
1990	No Games	-	Jerry Kindall
1989	No Games	-	Jerry Kindall
1988	No Games	-	Jerry Kindall
1987	No Games	-	Jerry Kindall
1986	No Games	-	Jerry Kindall
1985	No Games	-	Jerry Kindall
1984	No Games	-	Jerry Kindall
1983	No Games	-	Jerry Kindall
1982	No Games	-	Jerry Kindall
1981	No Games	-	Jerry Kindall
1980	No Games	-	Jerry Kindall
1979	No Games	-	Jerry Kindall
1978	No Games	-	Jerry Kindall
1977	No Games	-	Jerry Kindall
1976	No Games	-	Jerry Kindall
1975	No Games	-	Jerry Kindall
1974	No Games	-	Jerry Kindall
1973	No Games	-	Jerry Kindall
1972	No Games	-	Frank Sancet
1971	No Games	-	Frank Sancet
1970	No Games	-	Frank Sancet
1969	No Games	-	Frank Sancet
1968	No Games	-	Frank Sancet
1967	No Games	-	Frank Sancet
1966	4-0	32-16	Frank Sancet
1965	No Games	-	Frank Sancet
1964	No Games	-	Frank Sancet

**All-Time** .....25-17-1 (.581)  
 Postseason ..... 1-0

### Streaks & Superlatives

Last 5 Years ..... UA leads, 8-4  
 Last 10 Years ..... ORE leads, 15-12  
 Last UA Season Series Win ..... 2019 (3-0)  
 Last ORE Season Series Win ..... 2016 (2-1)  
 Last UA Home Series Win ..... 2019 (3-0)  
 Last UA Road Series Win ..... 2018 (2-1)  
 Last ORE Home Series Win ..... 2016 (2-1)  
 Last ORE Road Series Win ..... 2012 (2-1)  
 UA Most Single-Game Runs ..... 28 (2019)  
 ORE Most Single-Game Runs ..... 9 (2010)

### Head Coach Records vs. Oregon

Years	Record	Pct.	Head Coach
1950-1972	8-1-1	.800	Frank Sancet
2016-current	8-4	.667	Jay Johnson
2002-2015	9-12	.429	Andy Lopez

# OREGON STATE BEAVERS



## 2021 TEAM INFORMATION

**HEAD COACH:** Mitch Canham (2nd season)

**AD:** Scott Barnes (since 2016)

**SID:** Hank Hager  
 • **Email:** hank.hager@oregonstate.edu

**STADIUM:** Goss Stadium  
 • **Opened:** 1907  
 • **Capacity:** 3,587  
 • **Left:** 330  
 • **Center:** 400  
 • **Right:** 330

### Year-by-Year Results vs. Oregon State (all-time)

Year	Season Series	Combined Score	Arizona Head Coach
2020	No Games	-	Jay Johnson
2019	0-3	10-32	Jay Johnson
2018	2-1	23-15	Jay Johnson
2017	0-3	14-20	Jay Johnson
2016	3-0	16-7	Jay Johnson
2015	1-2	7-9	Andy Lopez
2014	1-2	13-24	Andy Lopez
2013	0-3	9-18	Andy Lopez
2012	2-1	17-15	Andy Lopez
2011	1-2	26-18	Andy Lopez
2010	1-2	6-12	Andy Lopez
2009	1-2	14-22	Andy Lopez
2008	1-2	12-7	Andy Lopez
2007	3-0	30-20	Andy Lopez
2006	1-2	18-21	Andy Lopez
2005	2-1	15-28	Andy Lopez
2004	2-1	23-16	Andy Lopez
2003	2-1	41-23	Andy Lopez
2002	1-2	14-16	Andy Lopez
2001	2-1	18-16	Jerry Stitt
2000	1-2	17-21	Jerry Stitt
1999	3-0	31-21	Jerry Stitt
1998	0-3	6-16	Jerry Stitt
1997	No Games	-	Jerry Stitt
1996	No Games	-	Jerry Kindall
1995	No Games	-	Jerry Kindall
1994	No Games	-	Jerry Kindall
1993	No Games	-	Jerry Kindall
1992	No Games	-	Jerry Kindall
1991	No Games	-	Jerry Kindall
1990	No Games	-	Jerry Kindall
1989	No Games	-	Jerry Kindall
1988	No Games	-	Jerry Kindall
1987	No Games	-	Jerry Kindall
1986	No Games	-	Jerry Kindall
1985	No Games	-	Jerry Kindall
1984	No Games	-	Jerry Kindall
1983	No Games	-	Jerry Kindall
1982	No Games	-	Jerry Kindall
1981	No Games	-	Jerry Kindall
1980	No Games	-	Jerry Kindall
1979	No Games	-	Jerry Kindall
1978	No Games	-	Jerry Kindall
1977	2-0	18-6	Jerry Kindall
1976	No Games	-	Jerry Kindall
1975	No Games	-	Jerry Kindall
1974	No Games	-	Jerry Kindall
1973	No Games	-	Jerry Kindall
1972	No Games	-	Frank Sancet
1971	No Games	-	Frank Sancet
1970	No Games	-	Frank Sancet
1969	No Games	-	Frank Sancet
1968	No Games	-	Frank Sancet
1967	No Games	-	Frank Sancet
1966	3-0	24-8	Frank Sancet
1965	2-1	22-15	Frank Sancet
1964	No Games	-	Frank Sancet

**All-Time** .....38-39 (.494)  
 Postseason ..... 0-0

### Streaks & Superlatives

Last 5 Years ..... OSU leads, 7-5  
 Last 10 Years ..... OSU leads, 17-10  
 Last UA Season Series Win ..... 2018 (2-1)  
 Last OSU Season Series Win ..... 2019 (3-0)  
 Last UA Home Series Win ..... 2018 (2-1)  
 Last UA Road Series Win ..... 2012 (2-1)  
 Last OSU Home Series Win ..... 2019 (3-0)  
 Last OSU Road Series Win ..... 2014 (2-1)  
 UA Most Single-Game Runs ..... 20 (2003)  
 OSU Most Single-Game Runs ..... 17 (2005)

### Head Coach Records vs. Oregon State

Years	Record	Pct.	Head Coach
1973-1996	2-0	1.000	Jerry Kindall
1950-1972	6-3	.667	Frank Sancet
1997-2001	6-6	.500	Jerry Stitt
2002-2015	19-23	.452	Andy Lopez
2016-current	5-7	.417	Jay Johnson

# STANFORD CARDINAL



## 2021 TEAM INFORMATION

**HEAD COACH:** David Esquer (4th season)

**AD:** Bernard Muir (since 2012)

**SID:** Tyler Geivett  
 • **Email:** tgeivett@stanford.edu

**STADIUM:** Sunken Diamond

- **Opened:** 1931
- **Capacity:** 4,000
- **Left:** 335
- **Center:** 400
- **Right:** 335

## Year-by-Year Results vs. Stanford (since 1950)

Year	Season Series	Combined Score	Arizona Head Coach
2020	No Games	-	Jay Johnson
2019	1-2	14-29	Jay Johnson
2018	0-3	11-23	Jay Johnson
2017	0-3	6-10	Jay Johnson
2016	2-1	13-8	Jay Johnson
2015	3-0	18-9	Andy Lopez
2014	1-2	12-17	Andy Lopez
2013	1-2	21-25	Andy Lopez
2012	3-0	18-11	Andy Lopez
2011	1-2	8-6	Andy Lopez
2010	1-2	14-19	Andy Lopez
2009	2-1	19-10	Andy Lopez
2008	2-1	29-25	Andy Lopez
2007	2-1	26-8	Andy Lopez
2006	2-1	32-17	Andy Lopez
2005	2-1	24-17	Andy Lopez
2004	2-1	39-31	Andy Lopez
2003	2-1	24-19	Andy Lopez
2002	1-2	20-37	Andy Lopez
2001	1-2	12-18	Jerry Stitt
2000	1-2	13-18	Jerry Stitt
1999	0-3	19-32	Jerry Stitt
1998	2-4	30-56	Jerry Stitt
1997	1-5	28-55	Jerry Stitt
1996	0-6	23-74	Jerry Kindall
1995	1-5	28-55	Jerry Kindall
1994	1-5	24-64	Jerry Kindall
1993	5-1	69-43	Jerry Kindall
1992	4-2	43-55	Jerry Kindall
1991	2-4	40-39	Jerry Kindall
1990	0-6	19-50	Jerry Kindall
1989	3-3	48-43	Jerry Kindall
1988	2-4	47-41	Jerry Kindall
1987	1-5	40-63	Jerry Kindall
1986	2-4	25-41	Jerry Kindall
1985	2-5	42-83	Jerry Kindall
1984	2-4	45-46	Jerry Kindall
1983	3-3	29-36	Jerry Kindall
1982	2-4	31-46	Jerry Kindall
1981	2-4	62-71	Jerry Kindall
1980	4-2	43-35	Jerry Kindall
1979	3-3	47-52	Jerry Kindall
1978	No Games	-	Jerry Kindall
1977	1-0	8-6	Jerry Kindall
1976	No Games	-	Jerry Kindall
1975	2-1	35-18	Jerry Kindall
1974	No Games	-	Jerry Kindall
1973	No Games	-	Jerry Kindall
1972	No Games	-	Frank Sancet
1971	No Games	-	Frank Sancet
1970	No Games	-	Frank Sancet
1969	No Games	-	Frank Sancet
1968	No Games	-	Frank Sancet
1967	No Games	-	Frank Sancet
1966	No Games	-	Frank Sancet
1965	No Games	-	Frank Sancet
1964	No Games	-	Frank Sancet

**All-Time ..... 77-114 (.403)**

Postseason (since 1950) ..... 0-1

### Streaks & Superlatives (since 1950)

Last 5 Years ..... STAN leads, 9-3  
 Last 10 Years ..... STAN leads, 15-12  
 Last UA Season Series Win ..... 2016 (2-1)  
 Last STAN Season Series Win ..... 2019 (2-1)  
 Last UA Home Series Win ..... 2016 (2-1)  
 Last UA Road Series Win ..... 2015 (3-0)  
 Last STAN Home Series Win ..... 2019 (2-1)  
 Last STAN Road Series Win ..... 2018 (3-0)  
 UA Most Single-Game Runs ..... 21 (2x, last 1991)  
 STAN Most Single-Game Runs ..... 27 (1994)

## Head Coach Records vs. Stanford

Years	Record	Pct.	Head Coach
2002-2015	25-17	.595	Andy Lopez
1973-1996	42-71	.372	Jerry Kindall
<b>2016-current</b>	<b>3-9</b>	<b>.250</b>	<b>Jay Johnson</b>
1997-2001	5-16	.238	Jerry Stitt

# UCLA BRUINS



## 2021 TEAM INFORMATION

**HEAD COACH:** John Savage (17th season)

**AD:** Martin Jarmond (since 2020)

**SID:** Andrew Wagner  
 • **Email:** awagner@athletics.ucla.edu

**STADIUM:** Jackie Robinson Stadium

- **Opened:** 1981
- **Capacity:** 1,838
- **Left:** 330
- **Center:** 395
- **Right:** 330

## Year-by-Year Results vs. UCLA (since 1950)

Year	Season Series	Combined Score	Arizona Head Coach
2020	No Games	-	Jay Johnson
2019	0-3	16-25	Jay Johnson
2018	3-0	11-4	Jay Johnson
2017	2-1	30-15	Jay Johnson
2016	2-1	15-10	Jay Johnson
2015	0-3	3-12	Andy Lopez
2014	2-1	9-15	Andy Lopez
2013	0-3	8-29	Andy Lopez
2012	2-2	13-24	Andy Lopez
2011	1-2	10-16	Andy Lopez
2010	1-2	11-16	Andy Lopez
2009	1-2	31-20	Andy Lopez
2008	1-2	19-28	Andy Lopez
2007	1-2	12-23	Andy Lopez
2006	1-2	17-24	Andy Lopez
2005	3-0	31-6	Andy Lopez
2004	3-3	53-36	Andy Lopez
2003	1-2	21-23	Andy Lopez
2002	1-2	27-32	Andy Lopez
2001	2-1	17-13	Jerry Stitt
2000	0-3	8-23	Jerry Stitt
1999	2-1	15-17	Jerry Stitt
1998	3-3	68-64	Jerry Stitt
1997	2-4	30-54	Jerry Stitt
1996	4-2	50-44	Jerry Kindall
1995	1-5	28-54	Jerry Kindall
1994	2-4	31-44	Jerry Kindall
1993	2-4	49-62	Jerry Kindall
1992	3-3	22-26	Jerry Kindall
1991	3-3	57-61	Jerry Kindall
1990	2-4	34-46	Jerry Kindall
1989	4-0	33-9	Jerry Kindall
1988	3-3	51-38	Jerry Kindall
1987	4-2	56-54	Jerry Kindall
1986	2-4	58-80	Jerry Kindall
1985	2-4	45-55	Jerry Kindall
1984	2-4	35-55	Jerry Kindall
1983	3-3	34-53	Jerry Kindall
1982	3-3	28-33	Jerry Kindall
1981	3-3	37-39	Jerry Kindall
1980	2-4	31-27	Jerry Kindall
1979	2-4	40-61	Jerry Kindall
1978	3-0	14-6	Jerry Kindall
1977	1-1	10-8	Jerry Kindall
1976	0-1	0-5	Jerry Kindall
1975	2-0	27-2	Jerry Kindall
1974	2-0	22-7	Jerry Kindall
1973	0-1	1-2	Jerry Kindall
1972	1-2	15-19	Frank Sancet
1971	No Games	-	Frank Sancet
1970	No Games	-	Frank Sancet
1969	No Games	-	Frank Sancet
1968	No Games	-	Frank Sancet
1967	1-2	15-13	Frank Sancet
1966	3-3	45-41	Frank Sancet
1965	0-2	3-6	Frank Sancet
1964	1-2	13-25	Frank Sancet

**All-Time ..... 123-131 (.484)**

Postseason (since 1950) ..... 1-0

### Streaks & Superlatives (since 1950)

Last 5 Years ..... UA leads, 7-5  
 Last 10 Years ..... UCLA leads, 16-12  
 Last UA Season Series Win ..... 2018 (3-0)  
 Last UCLA Season Series Win ..... 2019 (3-0)  
 Last UA Home Series Win ..... 2018 (3-0)  
 Last UA Road Series Win ..... 2017 (2-1)  
 Last UCLA Home Series Win ..... 2019 (3-0)  
 Last UCLA Road Series Win ..... 2012 (2-1)  
 UA Most Single-Game Runs ..... 22 (1952)  
 UCLA Most Single-Game Runs ..... 28 (1986)

## Head Coach Records vs. UCLA

Years	Record	Pct.	Head Coach
2016-current	7-5	.583	Jay Johnson
1950-1972	27-19-1	.574	Frank Sancet
1973-1996	55-62	.470	Jerry Kindall
1997-2001	9-12	.429	Jerry Stitt
2002-2015	18-28	.391	Andy Lopez

# USC TROJANS



## 2021 TEAM INFORMATION

**HEAD COACH:** Jason Gill (2nd season)

**AD:** Mike Bohn (since 2019)

**SID:** Jacob Breems  
**Email:** breems@usc.edu

**STADIUM:** Dedeaux Field

- **Opened:** 1974
- **Capacity:** 2,500
- **Left:** 335
- **Center:** 395
- **Right:** 335

### Year-by-Year Results vs. USC (since 1950)

Year	Season Series	Combined Score	Arizona Head Coach
2020	No Games	-	Jay Johnson
2019	2-0	20-9	Jay Johnson
2018	2-1	20-16	Jay Johnson
2017	3-0	22-6	Jay Johnson
2016	1-2	15-18	Jay Johnson
2015	0-3	16-27	Andy Lopez
2014	0-3	4-8	Andy Lopez
2013	3-0	29-8	Andy Lopez
2012	2-1	21-10	Andy Lopez
2011	3-0	32-12	Andy Lopez
2010	1-2	14-20	Andy Lopez
2009	1-2	24-28	Andy Lopez
2008	1-2	10-12	Andy Lopez
2007	1-2	12-13	Andy Lopez
2006	3-0	33-19	Andy Lopez
2005	2-1	25-19	Andy Lopez
2004	2-1	22-21	Andy Lopez
2003	2-1	24-20	Andy Lopez
2002	1-2	31-38	Andy Lopez
2001	0-3	11-22	Jerry Stitt
2000	1-2	22-30	Jerry Stitt
1999	1-2	21-23	Jerry Stitt
1998	1-5	23-39	Jerry Stitt
1997	1-5	26-45	Jerry Stitt
1996	1-5	20-55	Jerry Kindall
1995	1-5	34-59	Jerry Kindall
1994	0-6	18-54	Jerry Kindall
1993	3-3	56-49	Jerry Kindall
1992	4-2	34-28	Jerry Kindall
1991	1-5	45-62	Jerry Kindall
1990	3-3	32-48	Jerry Kindall
1989	5-1	53-33	Jerry Kindall
1988	2-4	53-51	Jerry Kindall
1987	5-1	50-28	Jerry Kindall
1986	4-2	56-46	Jerry Kindall
1985	5-1	49-25	Jerry Kindall
1984	3-3	35-51	Jerry Kindall
1983	2-4	21-22	Jerry Kindall
1982	4-2	54-34	Jerry Kindall
1981	4-2	62-43	Jerry Kindall
1980	4-2	38-30	Jerry Kindall
1979	3-3	45-43	Jerry Kindall
1978	0-2	3-5	Jerry Kindall
1977	No Games	-	Jerry Kindall
1976	3-2	31-19	Jerry Kindall
1975	0-1	0-1	Jerry Kindall
1974	No Games	-	Jerry Kindall
1973	No Games	-	Jerry Kindall
1972	1-2	10-9	Frank Sancet
1971	No Games	-	Frank Sancet
1970	No Games	-	Frank Sancet
1969	No Games	-	Frank Sancet
1968	No Games	-	Frank Sancet
1967	1-2	5-9	Frank Sancet
1966	0-1	4-8	Frank Sancet
1965	0-2	8-11	Frank Sancet
1964	No Games	-	Frank Sancet

Year	Season Series	Combined Score	Arizona Head Coach
1963	0-2	6-11	Frank Sancet
1962	No Games	-	Frank Sancet
1961	1-0	8-0	Frank Sancet
1960	0-1	1-13	Frank Sancet
1959	0-0-1	6-6	Frank Sancet
1958	0-1	0-4	Frank Sancet
1957	No Games	-	Frank Sancet
1956	No Games	-	Frank Sancet
1955	No Games	-	Frank Sancet
1954	No Games	-	Frank Sancet
1953	1-1	7-7	Frank Sancet
1952	0-1	4-6	Frank Sancet
1951	1-1	11-9	Frank Sancet
1950	No Games	-	Frank Sancet

**All-Time** ..... 115-122-1 (.483)  
 Postseason (since 1950) ..... 0-8

### Streaks & Superlatives (since 1950)

Last 5 Years ..... UA leads, 8-3  
 Last 10 Years ..... UA leads, 16-10  
 Last UA Season Series Win ..... 2019 (2-0)  
 Last USC Season Series Win ..... 2016 (2-1)  
 Last UA Home Series Win ..... 2019 (2-0)  
 Last UA Road Series Win ..... 2018 (2-1)  
 Last USC Home Series Win ..... 2016 (2-1)  
 Last USC Road Series Win ..... 2015 (3-0)  
 UA Most Single-Game Runs ..... 20 (2x, last 2011)  
 USC Most Single-Game Runs ..... 20 (2x, last 2000)

### Head Coach Records vs. USC

Years	Record	Pct.	Head Coach
2016-current	8-3	.727	Jay Johnson
2002-2015	22-20	.534	Andy Lopez
1973-1996	57-59	.491	Jerry Kindall
1950-1972	5-14-1	.250	Frank Sancet
1997-2001	4-17	.190	Jerry Stitt

# UTAH UTES



## 2021 TEAM INFORMATION

**HEAD COACH:** Bill Kinneberg (18th season)

**AD:** Mark Harlan (since 2018)

**SID:** Joseph Feldman  
**Email:** jfeldman@huntsman.utah.edu

**STADIUM:** Smith's Ballpark

- **Opened:** 1994
- **Capacity:** 14,511
- **Left:** 345
- **Center:** 420
- **Right:** 315

### Year-by-Year Results vs. Utah (all-time)

Year	Season Series	Combined Score	Arizona Head Coach
2020	No Games	-	Jay Johnson
2019	2-1	36-28	Jay Johnson
2018	1-2	24-20	Jay Johnson
2017	0-3	10-23	Jay Johnson
2016	0-3	11-17	Jay Johnson
2015	1-2	22-21	Andy Lopez
2014	2-1	14-10	Andy Lopez
2013	3-0	21-8	Andy Lopez
2012	2-1	28-16	Andy Lopez
2011	No Games	-	Andy Lopez
2010	No Games	-	Andy Lopez
2009	No Games	-	Andy Lopez
2008	No Games	-	Andy Lopez
2007	No Games	-	Andy Lopez
2006	No Games	-	Andy Lopez
2005	No Games	-	Andy Lopez
2004	No Games	-	Andy Lopez
2003	No Games	-	Andy Lopez
2002	2-1	25-12	Andy Lopez
2001	2-1	17-17	Jerry Stitt
2000	No Games	-	Jerry Stitt
1999	No Games	-	Jerry Stitt
1998	No Games	-	Jerry Stitt
1997	No Games	-	Jerry Stitt
1996	No Games	-	Jerry Kindall
1995	No Games	-	Jerry Kindall
1994	No Games	-	Jerry Kindall
1993	No Games	-	Jerry Kindall
1992	No Games	-	Jerry Kindall
1991	No Games	-	Jerry Kindall
1990	No Games	-	Jerry Kindall
1989	3-0	35-10	Jerry Kindall
1988	No Games	-	Jerry Kindall
1987	1-0	12-1	Jerry Kindall
1986	No Games	-	Jerry Kindall
1985	No Games	-	Jerry Kindall
1984	No Games	-	Jerry Kindall
1983	No Games	-	Jerry Kindall
1982	No Games	-	Jerry Kindall
1981	No Games	-	Jerry Kindall
1980	No Games	-	Jerry Kindall
1979	No Games	-	Jerry Kindall
1978	No Games	-	Jerry Kindall
1977	No Games	-	Jerry Kindall
1976	No Games	-	Jerry Kindall
1975	No Games	-	Jerry Kindall
1974	No Games	-	Jerry Kindall
1973	No Games	-	Jerry Kindall
1972	No Games	-	Frank Sancet
1971	No Games	-	Frank Sancet
1970	No Games	-	Frank Sancet
1969	No Games	-	Frank Sancet
1968	No Games	-	Frank Sancet
1967	No Games	-	Frank Sancet
1966	No Games	-	Frank Sancet
1965	No Games	-	Frank Sancet
1964	No Games	-	Frank Sancet

Year	Season Series	Combined Score	Arizona Head Coach
1963	4-0	40-4	Frank Sancet
1962	3-0	33-6	Frank Sancet
1961	4-0	49-6	Frank Sancet
1960	2-0	25-4	Frank Sancet
1959	No Games	-	Frank Sancet
1958	2-1	24-15	Frank Sancet
1957	5-1	60-33	Frank Sancet
1956	6-0	69-15	Frank Sancet
1955	5-0	48-18	Frank Sancet
1954	3-1	30-20	Frank Sancet
1953	3-0	43-4	Frank Sancet
1952	3-0	45-24	Frank Sancet
1951	No Games	-	Frank Sancet
1950	No Games	-	Frank Sancet

**All-Time** ..... 59-18 (.766)  
 Postseason ..... 0-0

### Streaks & Superlatives

Last 5 Years ..... UTAH leads, 9-3  
 Last 10 Years ..... UTAH leads, 13-11  
 Last UA Season Series Win ..... 2019 (2-1)  
 Last UTAH Season Series Win ..... 2018 (2-1)  
 Last UA Home Series Win ..... 2019 (2-1)  
 Last UA Road Series Win ..... 2014 (2-1)  
 Last UTAH Home Series Win ..... 2018 (2-1)  
 Last UTAH Road Series Win ..... 2017 (3-0)  
 UA Most Single-Game Runs ..... 24 (1952)  
 UTAH Most Single-Game Runs ..... 21 (2019)

### Head Coach Records vs. Utah

Years	Record	Pct.	Head Coach
1973-1996	4-0	1.000	Jerry Kindall
1950-1972	40-3	.930	Frank Sancet
2002-2015	10-5	.667	Andy Lopez
1997-2001	2-1	.667	Jerry Stitt
2016-current	3-9	.250	Jay Johnson

# WASHINGTON HUSKIES



## 2021 TEAM INFORMATION

**HEAD COACH:** Lindsay Meggs (12th season)

**AD:** Jennifer Cohen (since 2016)

**SID:** Brian Tom  
 • **Email:** brian.tom@uw.edu

**STADIUM:** Husky Ballpark

- **Opened:** 2014
- **Capacity:** 2,200
- **Left:** 327
- **Center:** 385-395
- **Right:** 317

### Year-by-Year Results vs. Washington (all-time)

Year	Season Series	Combined Score	Arizona Head Coach
2020	No Games	-	Jay Johnson
2019	3-0	30-9	Jay Johnson
2018	0-3	3-11	Jay Johnson
2017	3-0	20-16	Jay Johnson
2016	1-2	24-21	Jay Johnson
2015	1-2	14-18	Andy Lopez
2014	0-3	9-21	Andy Lopez
2013	1-2	7-28	Andy Lopez
2012	2-1	19-9	Andy Lopez
2011	3-0	23-7	Andy Lopez
2010	2-1	18-13	Andy Lopez
2009	2-1	23-19	Andy Lopez
2008	1-2	6-6	Andy Lopez
2007	3-0	37-12	Andy Lopez
2006	1-2	23-11	Andy Lopez
2005	2-1	27-27	Andy Lopez
2004	0-3	18-25	Andy Lopez
2003	2-1	25-12	Andy Lopez
2002	1-2	11-17	Andy Lopez
2001	3-0	31-11	Jerry Stitt
2000	2-1	19-16	Jerry Stitt
1999	1-2	21-12	Jerry Stitt
1998	No Games	-	Jerry Stitt
1997	No Games	-	Jerry Stitt
1996	No Games	-	Jerry Kindall
1995	No Games	-	Jerry Kindall
1994	No Games	-	Jerry Kindall
1993	No Games	-	Jerry Kindall
1992	0-1	5-6	Jerry Kindall
1991	No Games	-	Jerry Kindall
1990	No Games	-	Jerry Kindall
1989	No Games	-	Jerry Kindall
1988	No Games	-	Jerry Kindall
1987	No Games	-	Jerry Kindall
1986	No Games	-	Jerry Kindall
1985	No Games	-	Jerry Kindall
1984	No Games	-	Jerry Kindall
1983	No Games	-	Jerry Kindall
1982	No Games	-	Jerry Kindall
1981	No Games	-	Jerry Kindall
1980	No Games	-	Jerry Kindall
1979	No Games	-	Jerry Kindall
1978	No Games	-	Jerry Kindall
1977	No Games	-	Jerry Kindall
1976	No Games	-	Jerry Kindall
1975	No Games	-	Jerry Kindall
1974	No Games	-	Jerry Kindall
1973	No Games	-	Jerry Kindall
1972	No Games	-	Frank Sancet
1971	No Games	-	Frank Sancet
1970	No Games	-	Frank Sancet
1969	No Games	-	Frank Sancet
1968	No Games	-	Frank Sancet
1967	No Games	-	Frank Sancet
1966	No Games	-	Frank Sancet
1965	No Games	-	Frank Sancet
1964	No Games	-	Frank Sancet

Year	Season Series	Combined Score	Arizona Head Coach
1963	No Games	-	Frank Sancet
1962	No Games	-	Frank Sancet
1961	No Games	-	Frank Sancet
1960	No Games	-	Frank Sancet
1959	No Games	-	Frank Sancet
1958	No Games	-	Frank Sancet
1957	No Games	-	Frank Sancet
1956	No Games	-	Frank Sancet
1955	No Games	-	Frank Sancet
1954	No Games	-	Frank Sancet
1953	No Games	-	Frank Sancet
1952	No Games	-	Frank Sancet
1951	No Games	-	Frank Sancet
1950	No Games	-	Frank Sancet

**All-Time** ..... **34-30 (.531)**  
 Postseason ..... 0-1

#### Streaks & Superlatives

Last 5 Years ..... UA leads, 7-5  
 Last 10 Years ..... UA leads, 14-13  
 Last UA Season Series Win ..... 2019 (3-0)  
 Last WASH Season Series Win ..... 2018 (3-0)  
 Last UA Home Series Win ..... 2019 (3-0)  
 Last UA Road Series Win ..... 2012 (2-1)  
 Last WASH Home Series Win ..... 2018 (3-0)  
 Last WASH Road Series Win ..... 2015 (2-1)  
 UA Most Single-Game Runs ..... 18 (2001)  
 WASH Most Single-Game Runs ..... 23 (2013)

### Head Coach Records vs. Washington

Years	Record	Pct.	Head Coach
1997-2001	6-3	.667	Jerry Stitt
<b>2016-current</b>	<b>7-5</b>	<b>.583</b>	<b>Jay Johnson</b>
2002-2015	21-21	.500	Andy Lopez
1973-1996	0-1	.000	Jerry Kindall

# WASHINGTON STATE COUGARS



## 2021 TEAM INFORMATION

**HEAD COACH:** Brian Green (2nd season)

**AD:** Pat Chun (since 2018)

**SID:** Bobby Alworth  
 • **Email:** bobby.alworth@wsu.edu

**STADIUM:** Bailey-Brayton Field

- **Opened:** 1980
- **Capacity:** 3,500
- **Left:** 330
- **Center:** 400
- **Right:** 335

### Year-by-Year Results vs. Washington State (all-time)

Year	Season Series	Combined Score	Arizona Head Coach
2020	No Games	-	Jay Johnson
2019	3-0	46-15	Jay Johnson
2018	2-1	18-11	Jay Johnson
2017	2-1	28-19	Jay Johnson
2016	2-1	17-9	Jay Johnson
2015	2-1	19-10	Andy Lopez
2014	1-2	19-10	Andy Lopez
2013	2-1	18-17	Andy Lopez
2012	1-1	8-13	Andy Lopez
2011	2-1	20-12	Andy Lopez
2010	3-0	30-20	Andy Lopez
2009	0-3	15-18	Andy Lopez
2008	No Games	-	Andy Lopez
2007	1-2	9-10	Andy Lopez
2006	1-2	37-19	Andy Lopez
2005	3-0	33-14	Andy Lopez
2004	2-1	23-20	Andy Lopez
2003	2-1	25-25	Andy Lopez
2002	1-2	20-22	Andy Lopez
2001	2-1	39-35	Jerry Stitt
2000	1-2	31-24	Jerry Stitt
1999	3-0	35-23	Jerry Stitt
1998	No Games	-	Jerry Stitt
1997	No Games	-	Jerry Stitt
1996	3-0	27-19	Jerry Kindall
1995	No Games	-	Jerry Kindall
1994	No Games	-	Jerry Kindall
1993	No Games	-	Jerry Kindall
1992	No Games	-	Jerry Kindall
1991	No Games	-	Jerry Kindall
1990	No Games	-	Jerry Kindall
1989	No Games	-	Jerry Kindall
1988	No Games	-	Jerry Kindall
1987	No Games	-	Jerry Kindall
1986	No Games	-	Jerry Kindall
1985	No Games	-	Jerry Kindall
1984	No Games	-	Jerry Kindall
1983	No Games	-	Jerry Kindall
1982	No Games	-	Jerry Kindall
1981	No Games	-	Jerry Kindall
1980	1-0	11-7	Jerry Kindall
1979	2-1	39-30	Jerry Kindall
1978	No Games	-	Jerry Kindall
1977	No Games	-	Jerry Kindall
1976	No Games	-	Jerry Kindall
1975	0-1	1-3	Jerry Kindall
1974	No Games	-	Jerry Kindall
1973	No Games	-	Jerry Kindall
1972	No Games	-	Frank Sancet
1971	No Games	-	Frank Sancet
1970	No Games	-	Frank Sancet
1969	No Games	-	Frank Sancet
1968	No Games	-	Frank Sancet
1967	No Games	-	Frank Sancet
1966	No Games	-	Frank Sancet
1965	No Games	-	Frank Sancet
1964	No Games	-	Frank Sancet

Year	Season Series	Combined Score	Arizona Head Coach
1963	No Games	-	Frank Sancet
1962	No Games	-	Frank Sancet
1961	No Games	-	Frank Sancet
1960	No Games	-	Frank Sancet
1959	No Games	-	Frank Sancet
1958	No Games	-	Frank Sancet
1957	No Games	-	Frank Sancet
1956	No Games	-	Frank Sancet
1955	No Games	-	Frank Sancet
1954	No Games	-	Frank Sancet
1953	No Games	-	Frank Sancet
1952	No Games	-	Frank Sancet
1951	No Games	-	Frank Sancet
1950	No Games	-	Frank Sancet

**All-Time** ..... **46-25 (.648)**  
 Postseason ..... 2-1


#### Streaks & Superlatives

Last 5 Years ..... UA leads, 9-3  
 Last 10 Years ..... UA leads, 17-9  
 Last UA Season Series Win ..... 2019 (3-0)  
 Last WSU Season Series Win ..... 2014 (2-1)  
 Last UA Home Series Win ..... 2018 (2-1)  
 Last UA Road Series Win ..... 2019 (2-1)  
 Last WSU Home Series Win ..... 2009 (3-0)  
 Last WSU Road Series Win ..... 2014 (2-1)  
 UA Most Single-Game Runs ..... 29 (2006)  
 WSU Most Single-Game Runs ..... 17 (2001)

### Head Coach Records vs. Washington State

Years	Record	Pct.	Head Coach
1973-1996	6-2	.750	Jerry Kindall
<b>2016-current</b>	<b>9-3</b>	<b>.750</b>	<b>Jay Johnson</b>
1997-2001	6-3	.667	Jerry Stitt
2002-2015	21-17	.553	Andy Lopez

# HISTORY & RECORDS



# INDIVIDUAL CAREER BATTING LEADERS

## GAMES PLAYED

Player	Years	Gm
1. Chip Hale	1984-87	255
2. Zach Gibbons	2013-16	231
3. LesPearsey	1975-78	227
4. David Shermet	1985-88	226
5. Dave Stegman	1973-76	222
6. Robbie Moen	1990-93	221
7. Riley Moore	2012-15	219
8. Jeff Van Houten	2002-05	219
9. Brad Glenn	2006-09	218
10. Brad Boyer	2003-06	216

## TRIPLES

Player	Years	3B
1. Charles Shoemaker	1959-61	30
2. Eddie Leon	1965-67	28
3. Trevor Crowe	2003-05	26
4. Brad Boyer	2003-06	26
5. Chip Hale	1984-87	21
6. Jeff Van Houten	2002-05	21
7. Harry Messic	1956-58	20
8. Dave Stegman	1973-76	20
9. Jim Morrison	1961-63	19
10. Bill Henry Brown	1962-64	19
11. Dwight Taylor	1979-81	19
12. Johnny Field	2011-13	19

## SACRIFICE HITS

Player	Years	SH
1. Riley Moore	2012-15	38
2. Alex Mejia	2010-12	33
3. Colt Sedbrook	2006-08	30
4. J.J. Northam	1988-91	29
5. Dwight Childs	2007-09	29
6. Chip Hale	1984-87	28
7. Justin Behnke	2015-16	28
8. Joey Rickard	2010-12	23
9. Robbie Moen	1990-93	22
10. Louis Boyd	2016-17	22

## SLUGGING PERCENTAGE (min. 200 AB)

Player	Years	SLG
1. George Arias	1993	.678
2. Jason Thompson	1993	.678
3. Don McGinnis	1955-56	.671
4. Shelley Duncan	1999-01	.664
5. Don Gile	1954-55	.660
6. Dennis Haines	1971-74	.643
7. Craig Sorenson	1955-57	.643
8. Gary Alexander	1986-87	.641
9. Colin Porter	1998	.638
10. Todd Landry	1993	.636

## CONSECUTIVE GAMES PLAYED

Player	Years	Gm
1. Chip Hale	1984-87	255
2. John Tejcek	1990-93	202
3. Gar Millay	1984-86	197
4. Robbie Moen	1990-93	183
5. Robert Refsnyder	2010-12	171
6. Kevin Newman	2013-14	165
7. Keoni DeRenne	1998-00	157
8. Joey Rickard	2010-12	156
9. Eddie Leon	1965-67	155
10. Dave Stegman	1974-76	155

## HOME RUNS

Player	Years	HR
1. Shelley Duncan	1999-2001	55
2. Brad Glenn	2006-09	43
3. Kenny Corley	1995-98	36
4. Nick Quintana	2017-19	35
5. David Shermet	1985-88	34
6. LesPearsey	1975-78	33
7. C.J. Zeigler	2007-08	33
8. Moises Duran	2001-04	32
9. Todd Trafton	1983-86	31
10. Bill Rhinehart	2004-07	31

## SACRIFICE FLIES

Player	Years	SF
1. Chip Hale	1984-87	21
2. Brad Boyer	2003-06	20
3. Jeff Van Houten	2002-05	19
4. Bill Rhinehart	2004-07	19
5. Keoni DeRenne	1998-00	18
6. Riley Moore	2012-15	17
7. Shelley Duncan	1999-01	16
8. Brad Glenn	2006-09	16
9. Jett Bandy	2009-11	16
10. Gar Millay	1984-86	15
11. Robbie Moen	1990-93	15
12. Jeff Gjerde	1994-97	15

## ON-BASE PERCENTAGE

Player	Years	SLG
1. Don McGinnis	1955-56	.523
2. Marv Thompson	1973-74	.518
3. Brad Mills	1978-79	.515
4. Marty Hurd	1957-58	.506
5. Matt Encinas	1957-59	.506
6. John Glenn	1970-72	.491
7. Dennis Haines	1971-74	.484
8. Joe Skaisgir	1961-62	.482
9. Jack Daugherty	1981-82	.482
10. Dave Stegman	1973-76	.481

## AT-BATS

Player	Years	AB
1. Chip Hale	1984-87	978
2. Zach Gibbons	2013-16	860
3. Brad Boyer	2003-06	857
4. Robbie Moen	1990-93	843
5. LesPearsey	1975-78	842
6. Brad Glenn	2006-09	830
7. Dave Stegman	1973-76	823
8. Jeff Van Houten	2002-05	828
9. John Tejcek	1990-93	792
10. Riley Moore	2012-15	754

## HOME RUN RATIO

Player	Years	Ratio
1. Shelley Duncan	1999-01	10.35
2. George Arias	1993	11.09
3. Jason Thompson	1993	12.75
4. C.J. Zeigler	2007-08	14.18
5. Wes Clements	1979-80	14.46
6. Gary Alexander	1986-87	14.55
7. Todd Landry	1993	14.88
8. Ben Diggins	1999-00	16.21
9. Jordan Brown	2003-05	18.00
10. Kenny Corley	1995-98	18.08
11. Nick Quintana	2017-19	18.31

## STOLEN BASES

Player	Years	SB
1. Dwight Taylor	1979-81	90
2. Tommy Hinz	1985-86	88
3. Dave Stegman	1973-76	86
4. Brad Boyer	2003-06	73
5. Hugh McMullan	1952-54	67
6. Damon Mashore	1989-91	67
7. Trevor Crowe	2003-05	66
8. Bryce Ortega	2008-11	64
9. Russ Gragg	1952-55	63
10. John Moses	1979-80	63

## RUNS

Player	Years	Runs
1. Dave Stegman	1973-76	287
2. Chip Hale	1984-87	246
3. LesPearsey	1975-78	220
4. Brad Boyer	2003-06	218
5. Jeff Van Houten	2002-05	199
6. David Shermet	1985-88	190
7. Dwight Taylor	1979-81	189
8. Damon Mashore	1989-91	186
9. Charles Shoemaker	1959-61	182
10. Robbie Moen	1990-93	180
11. John Tejcek	1990-93	180

## RBI

Player	Years	RBI
1. Ron Hassey	1973-76	235
2. Jeff Van Houten	2002-05	213
3. Terry Francona	1978-80	200
4. Dave Stegman	1973-76	198
5. Brad Glenn	2006-09	190
6. Todd Trafton	1983-86	187
7. Shelley Duncan	1999-01	186
8. Robbie Moen	1990-93	185
9. Kenny Corley	1995-98	183

## SB PERCENTAGE (min. 30 SB)

Player	Years	Pct.
1. T.J. Steele	2006-08	.900
2. Bryce Ortega	2008-11	.889
3. John Glenn	1970-72	.872
4. Mike Senne	1985-86	.867
5. Trevor Crowe	2003-05	.857
6. Ken Bolek	1973-76	.846
7. Dave Stegman	1973-76	.835
8. Colin Porter	1995-98	.831
9. Dwight Taylor	1979-81	.818
10. John Moses	1979-80	.797

## HITS

Player	Years	Hits
1. Chip Hale	1984-87	337
2. Dave Stegman	1973-76	321
3. Robbie Moen	1990-93	315
4. Zach Gibbons	2013-16	291
5. Jeff Van Houten	2002-05	288
6. Terry Francona	1978-80	271
7. LesPearsey	1975-78	269
8. Brad Boyer	2003-06	265
9. John Tejcek	1990-93	264
10. Todd Trafton	1983-86	255

## HIT BY PITCH

Player	Years	HBP
1. Colt Sedbrook	2006-08	55
2. Jett Bandy	2009-11	54
3. Brad Glenn	2006-09	42
4. Jason Donald	2004-06	39
5. Kenny Corley	1995-98	32
6. Joey Rickard	2010-12	30
7. Ryan Haug	2016-18	30
8. Robert Refsnyder	2010-12	26
9. Cole Frenzel	2010-11	24
10. Donta Williams	2018-20	23
11. Riley Moore	2012-15	23
12. Johnny Field	2011-13	23

## EXTRA-BASE HITS

Player	Years	XBH
1. Dave Stegman	1973-76	110
2. Brad Glenn	2006-09	103
3. Chip Hale	1984-87	101
4. Todd Trafton	1983-86	100
5. Jeff Van Houten	2002-05	99
6. Robbie Moen	1990-93	94
7. Trevor Crowe	2003-05	94
8. Ron Hassey	1973-76	89
9. Kenny Corley	1995-98	89
10. Nick Quintana	2017-19	88

## MULTI-HIT GAMES (since 1979)

Player	Years	G
1. Robbie Moen	1990-93	102
2. Chip Hale	1984-87	93
3. John Tejcek	1990-93	84
4. Jeff Van Houten	2002-05	81
5. Damon Mashore	1989-91	77
6. Brad Boyer	2003-06	76
7. Alex Mejia	2010-12	75
8. Keoni DeRenne	1998-00	73
9. Trevor Crowe	2003-05	73
10. Joey Rickard	2010-12	73

## BASES ON BALLS

Player	Years	BB
1. Chip Hale	1984-87	162
2. David Shermet	1985-88	154
3. Dave Stegman	1973-76	139
4. J.T. Snow	1987-89	137
5. Russ Gragg	1952-55	127
6. Ron Hassey	1973-76	125
7. Jeff Van Houten	2002-05	123
8. Moises Duran	2001-04	120
9. Ken Bolek	1973-76	119
10. Dwight Taylor	1979-81	117

## TOTAL BASES

Player	Years	TB
1. Chip Hale	1984-87	507
2. Dave Stegman	1973-76	487
3. Jeff Van Houten	2002-05	468
4. Robbie Moen	1990-93	465
5. Brad Glenn	2006-09	441
6. LesPearsey	1975-78	429
7. Todd Trafton	1983-86	425
8. Ron Hassey	1973-76	399
9. Terry Francona	1978-80	395
10. Brad Boyer	2003-06	395

## DOUBLES

Player	Years	2B
1. Dave Stegman	1973-76	72
2. Robbie Moen	1990-93	63
3. Terry Francona	1978-80	61
4. Todd Trafton	1983-86	61
5. Jett Bandy	2009-11	61
6. JJ Matijevic	2015-17	60
7. Chip Hale	1984-87	56
8. Cameron Cannon	2017-19	54
9. Ron Hassey	1973-76	53
10. Gar Millay	1984-86	53
11. Brad Glenn	2006-09	53

## STRIKEOUTS

Player	Years	K
1. Bobby Dalbec	2014-16	193
2. Brad Glenn	2006-09	183
3. Colin Porter	1995-98	180
4. Jason Donald	2004-06	162
5. T.J. Steele	2006-08	162
6. Dave Stegman	1973-76	158
7. Damon Mashore	1989-91	157
8. Nick Quintana	2017-19	155
9. Riley Moore	2012-15	150
10. Moises Duran	2001-04	138

## BATTING AVERAGE (min. 200 AB)

Player	Years	AVG
1. Marty Hurd	1957-58	.412
2. John Glenn	1970-72	.406
3. Lloyd Jenney	1950-52	.399
4. Brad Mills	1978-79	.394
5. Steve Mikulic	1970-71	.393
6. Joe Skaisgir	1961-62	.391
7. Dave Stegman	1973-76	.390
8. Don McGinnis	1955-56	.390
9. Tom Clarkson	1955-57	.383
10. Marv Thompson	1973-74	.383

# INDIVIDUAL CAREER PITCHING LEADERS

## GAMES PITCHED

Player	Years	Gm
1. Jason Stoffel	2007-09	99
2. Cory Burns	2006-09	94
3. Ron Sismondo	1979-82	88
4. Bryce Bandilla	2009-11	87
5. Tony Milo	1997-00	82
6. Ben White	1993-96	81
7. Joe Estes	1983-86	77
Mark Melancon	2004-06	77
9. Tod Brown	1992-94	74
10. Bobby Dalbec	2014-16	72

## HITS ALLOWED

Player	Years	Hits
1. Ed Vosberg	1980-83	465
2. Ron Sismondo	1979-82	446
3. Sean Rierson	01-03, 05	443
4. Preston Guilmet	2006-09	415
5. Kurt Heyer	2010-12	370
6. Gil Heredia	1986-87	363
7. Ben White	1993-96	355
8. Joe Magrane	1983-85	354
9. Kyle Simon	2009-11	352
10. Tony Milo	1997-00	326

## COMPLETE GAME SHUTOUTS

Player	Years	SHO
1. Don Lee	1954-56	8
2. Sherwin Scott	1962-64	6
John Fouse	1963, 65	6
4. Eddie Moraga	1951-54	5
Dan Schneider	1962	5
Pat O'Brien	1966-68	5
Rich Hinton	1967-69	5
8. Ben Rincon	1952-55	4
Carl Thomas	1954-56	4
Jim Ward	1958-60	4
Gus Zeller	1959-61	4
Jim Nichols	1963-65	4
Mark Schimpf	1971-74	4
Dave Breuker	1972-74	4
Steve Power	1974-76	4
David Crutcher	1976-78	4

## MOST K/9 IP (min. 100 IP)

Player	Years	H/9
1. Dan Schneider	1962	12.75
2. Daniel Schlereth	2006-08	12.11
3. Jason Stoffel	2007-09	11.70
3. Jim Nichols	1963-65	11.14
4. David Baldwin	1957-59	11.13
5. Carl Thomas	1954-56	10.53
6. Mark Clarke	1959-61	10.44
7. Hollis Phillips	1964-66	10.00
8. Pat O'Brien	1966-68	9.97
9. Sherwin Scott	1962-64	9.95

## GAMES STARTED

Player	Years	Gm
1. Preston Guilmet	2006-09	61
2. Ed Vosberg	1980-83	60
3. Sean Rierson	2001-03, 05	58
4. Kurt Heyer	2010-12	56
5. Joe Magrane	1983-85	53
6. James Farris	2011-14	47
7. Ron Sismondo	1979-82	46
Kevin Guyette	2003-05	46
Kyle Simon	2009-11	46
10. Lance Dickson	1988-90	45

## RUNS ALLOWED

Player	Years	Runs
1. Ron Sismondo	1979-82	250
2. Sean Rierson	01-03, 05	246
3. Ed Vosberg	1980-83	233
4. Tony Milo	1997-00	226
5. Ben White	1993-96	216
6. Joe Magrane	1983-85	212
7. Preston Guilmet	2006-09	201
8. Darrell Hussman	1996-98	196
Kevin Guyette	2003-05	196
10. Ryan Frace	1993-95	193

## FEWEST BB/9 IP (min. 100 IP)

Player	Years	H/9
1. Cody Hamlin	2014-15	1.33
2. Tad Heydenfeldt	1986-87	1.77
3. James Farris	2011-14	1.83
4. Kurt Heyer	2010-12	1.90
5. Sean Rierson	01-03, 05	1.95
6. Ernie Oosterveen	1954-56	2.00
7. Mike Gray	1970-72	2.08
8. Kyle Simon	2009-11	2.13
9. Hollis Phillips	1964-66	2.20
10. Konner Wade	2011-13	2.38
11. Doug Holliker	1963-65	2.48

## WILD PITCHES

Player	Years	WP
1. Preston Guilmet	2006-09	52
2. Joe Magrane	1983-85	32
Lance Dickson	1988-90	32
Kevin Guyette	2003-05	32
5. Tyler Haddix	1996-98	31
6. Ed Vosberg	1980-83	29
Mike Schiefelbein	1991-94	29
8. Mark Melancon	2004-06	28
9. Jim Nichols	1963-65	25
Kirt Kishita	1992-96	25
Tony Milo	1997-00	25

## HIT BATTERS

Player	Years	HBP
1. Konner Wade	2011-13	43
2. Kyle Simon	2009-11	41
3. Sean Rierson	01-03, 05	35
4. Tony Milo	1997-00	30
5. James Farris	2011-14	28
Darrell Hussman	1996-98	27
Preston Guilmet	2006-09	27
8. Brad Mills	2004-07	26
Kurt Heyer	2010-12	26
10. Ryan Frace	1993-95	25

## BALKS

Player	Years	Balks
1. Matt Chaffee	2008-11	9
2. Brad Mills	2004-07	7
Konner Wade	2011-12	7
4. Dave Powers	1979-81	6
Joe Magrane	1983-85	6
Joe Allison	2009-10	6
7. Sherwin Scott	1962-64	5
Tim Schweitzer	1991-93	5
Tod Brown	1992-94	5
Kurt Heyer	2010-12	5

## HOME RUNS ALLOWED

Player	Years	HR
1. Tony Milo	1997-00	44
2. Ben White	1993-96	38
3. Lance Dickson	1988-90	36
4. Sean Rierson	01-03, 05	36
5. Ron Sismondo	1979-82	35
6. James Johnson	1996-98	32
Joe Little	2001-03	32
8. Michael Crawford	1999-00	30
9. Jason Hisey	1988-91	29
Preston Guilmet	2006-09	29

## FEWEST HITS/9 IP (min. 100 IP)

Player	Years	H/9
1. Carl Thomas	1954-56	5.49
2. Dan Schneider	1962	5.89
3. Don Lee	1954-56	6.01
4. Jim Nichols	1963-65	6.09
5. Rich Hinton	1967-69	6.41
6. Brad Tolson	1950-51	6.48
7. Pat O'Brien	1966-68	6.58
8. Mark Clarke	1959-61	6.62
9. Sherwin Scott	1962-64	6.87
10. David Baldwin	1957-59	6.92

## WINS

Player	Years	W
1. Don Lee	1954-56	36
2. Carl Thomas	1954-56	35
3. Ron Sismondo	1979-82	33
4. Rich Hinton	1967-69	32
5. Jim Ward	1958-60	30
6. Dave Breuker	1972-74	29
Ed Vosberg	1980-83	29
8. David Crutcher	1976-78	28
Joe Magrane	1983-85	28
Kurt Heyer	2010-12	28

## EARNED RUNS ALLOWED

Player	Years	ER
1. Sean Rierson	2001-03	212
2. Ron Sismondo	1979-82	203
3. Tony Milo	1997-00	185
4. Ed Vosberg	1980-83	178
5. Darrell Hussman	1996-98	168
6. Ryan Frace	1993-95	164
7. Ben White	1993-96	163
8. Joe Magrane	1983-85	161
9. Kevin Guyette	2003-05	160
10. Gil Heredia	1986-87	153

## LOSSES

Player	Years	L
1. Ben White	1993-96	22
2. Ed Vosberg	1980-83	19
3. Joe Magrane	1983-85	19
4. Preston Guilmet	2006-09	18
Bobby Dalbec	2014-16	18
6. Ron Sismondo	1979-82	17
Lance Dickson	1988-90	17
Ryan Frace	1993-95	17
Darrell Hussman	1996-98	17

## BASES ON BALLS ALLOWED

Player	Years	BB
1. Ed Vosberg	1980-83	217
2. Carl Thomas	1954-56	192
3. Joe Magrane	1983-85	183
4. Ron Sismondo	1979-82	167
5. Preston Guilmet	2006-09	163
6. David Crutcher	1976-78	161
7. Tony Milo	1997-00	153
8. Lance Dickson	1988-90	146
9. David Baldwin	1957-59	138
Pat O'Brien	1966-68	138
Dave Breuker	1972-74	138

## WIN PERCENTAGE (min. 20 decisions)

Player	Years	Pct.
1. Mark Schimpf	1971-74	.920
2. Carl Thomas	1954-56	.875
3. John Meloan	2003-05	.857
4. Don Lee	1954-56	.837
5. Jim Ward	1959-60	.811
6. Norm Popkin	1957-59	.864
Robert Chaulk	1976-78	.864
8. Scott Erickson	1989	.857
9. Ben Rincon	1952-55	.815
10. Rich Hinton	1967-69	.800
Sherwin Scott	1962-64	.800

## SAVES

Player	Years	SV
1. Jason Stoffel	2007-09	29
2. Mark Melancon	2004-06	18
3. Daniel Schlereth	2006-08	15
Mathew Troupe	2012-15	15
5. Ryan Moskau	1997-98	14
Bobby Dalbec	2014-16	14
6. Joe Estes	1983-86	13
Carlos Rico	1991-92	13
8. Tyler Lawton	1979-82	10
9. Ron Sismondo	1979-82	9
Ben White	1993-96	9
Juan Aguilera	2017-18	9

## INNINGS PITCHED

Player	Years	IP
1. Preston Guilmet	2006-09	416.2
2. Ed Vosberg	1980-83	405.1
3. Kurt Heyer	2010-12	393.1
4. Joe Magrane	1983-85	377.1
5. Sean Rierson	01-03, 05	374.1
6. Don Lee	1954-56	365.2
7. Ron Sismondo	1979-82	361.2
8. Carl Thomas	1954-56	360.2
9. David Crutcher	1976-78	339.1
10. James Farris	2011-14	320.1

## COMPLETE GAMES

Player	Years	CG
1. Don Lee	1954-56	36
2. Carl Thomas	1954-56	33
3. Rich Hinton	1967-69	31
4. Jim Ward	1958-60	22
David Crutcher	1976-78	22
6. Eddie Moraga	1951-54	21
7. Burdette Morago	1957-59	20
Leon Hooten	1969-70	20
9. David Baldwin	1957-59	19
Jim Nichols	1963-65	19
Dave Breuker	1972-74	19

2021  
WILDCATS

2020  
REVIEW

PAC-12  
OPPONENTS

HISTORY &  
RECORDS

HI CORBETT  
FIELD

# INDIVIDUAL SINGLE-SEASON BATTING LEADERS

2021 WILDCATS

2020 REVIEW

PAC-12 OPPONENTS

HISTORY & RECORDS

HI CORBETT FIELD

GAMES PLAYED			
Player	Years	Gm	
1. Dave Stegman	1976	73	
Glenn Wendt	1976	73	
Don Zimmerman	1976	73	
Ryan Aguilar	2016	73	
Cody Ramer	2016	73	
6. Pete Van Horne	1976	72	
7. Ron Hassey	1976	71	
Zach Gibbons	2016	71	
J.J. Matijevic	2016	71	
Jared Oliva	2016	71	

TRIPLES			
Player	Years	3B	
1. Trevor Crowe	2005	15	
2. Bill Barraclough	1960	12	
Charles Shoemaker	1960	12	
4. Harry Messick	1956	11	
Marty Hurd	1957	11	
Eddie Leon	1965	11	
Dave Stegman	1974	11	
John Tejcek	1993	11	
9. Charles Shoemaker	1959	10	
Ken Kurtz	1966	10	
Eddie Leon	1966	10	
Chuck Johnson	1986	10	
Steve Gill	1990	10	

STRIKEOUTS			
Player	Years	K	
1. Bobby Dalbec	2016	85	
2. Dave Stegman	1976	72	
3. Damon Mashore	1989	64	
4. Jason Donald	2004	63	
5. George Arias	1993	62	
6. Colin Porter	1997	61	
T.J. Steele	2008	61	
8. Bobby Dalbec	2015	60	
9. T.J. Steele	2007	58	

BATTING AVERAGE			
Player	Years	AVG	
1. Lloyd Jenney	1952	.484	
2. Marty Hurd	1957	.473	
3. John Glenn	1972	.438	
4. Brad Mills	1978	.435	
5. Tom Clarkson	1957	.434	
6. Dillon Baird	2009	.433	
7. Dave Stegman	1976	.425	
Joe Skaisgir	1961	.425	
9. Ron Hassey	1974	.421	
10. Jeff Van Houten	2003	.413	

AT-BATS			
Player	Years	AB	
1. Glenn Wendt	1976	317	
2. Cody Ramer	2016	293	
3. Ryan Aguilar	2016	287	
4. Tommy Hinzo	1986	286	
5. Pete Van Horne	1976	282	
Don Zimmerman	1976	282	
Todd Trafton	1985	282	
Zach Gibbons	2016	278	
9. Terry Francona	1979	275	
Clark Crist	1979	272	
Alex Mejia	2012	272	

HOME RUNS			
Player	Years	HR	
1. Shelley Duncan	2001	24	
2. George Arias	1993	23	
3. Jason Thompson	1993	20	
Shelley Duncan	1999	20	
C.J. Zeigler	2008	20	
6. Gary Alexander	1987	18	
Alan Zinter	1989	18	
8. Robert Woodside	1977	17	
Todd Landry	1993	17	
10. Les Pearsey	1978	16	
11. Nick Quintana	2019	15	
Todd Trafton	1986	15	
Jason Hendricks	1998	15	
Moises Duran	2003	15	
Nick Hundley	2005	15	
Bobby Dalbec	2015	15	

SACRIFICE HITS			
Player	Years	SH	
1. Justin Behnke	2015	17	
2. Alex Mejia	2012	15	
3. Louis Boyd	2016	14	
4. Dwight Childs	2008	13	
Matt Fraizer	2018	13	
6. Scott Stanley	1978	12	
Chip Hale	1985	12	
Colt Sedbrook	2006	12	
Alex Mejia	2010	12	
Trent Gilbert	2012	12	
Zach Gibbons	2013	12	
Riley Moore	2013	12	

SLUGGING PERCENTAGE			
Player	Years	SLG	
1. Dennis Haines	1974	.765	
2. Lloyd Jenney	1952	.758	
3. Alan Hall	1960	.754	
4. Les Pearsey	1978	.735	
5. Ken Bolek	1974	.734	
6. Jason Hendricks	1998	.718	
7. Dillon Baird	2009	.716	
8. Trevor Crowe	2005	.715	
9. Richard Lemons	1993	.713	
10. Todd Trafton	1986	.710	

RUNS			
Player	Years	Runs	
1. Dave Stegman	1976	91	
2. Dave Stegman	1975	90	
3. John Tejcek	1993	85	
4. Ben Heise	1974	84	
5. Tommy Hinzo	1986	83	
Trevor Crowe	2005	83	
6. Dwight Taylor	1980	82	
Chip Hale	1986	82	
8. Dave Stegman	1974	81	
9. Mike Senne	1986	80	
Kevin Long	1989	80	

HOME RUN RATIO			
Player	Years	Ratio	
1. Shelley Duncan	2001	9.5	
2. Shelley Duncan	1999	10.55	
3. George Arias	1993	11.09	
4. Gary Alexander	1987	11.67	
5. Shelley Duncan	2000	11.82	
6. Dennis Haines	1974	11.86	
7. C.J. Zeigler	2008	12.00	
8. Wes Clements	1979	12.43	
9. Jason Thompson	1993	12.75	
10. Jason Hendricks	1998	13.00	

SACRIFICE FLIES			
Player	Years	SF	
1. Chip Hale	1986	10	
Alan Zinter	1989	10	
3. Keoni DeRenne	1999	9	
Bill Rhinehart	2007	9	
Jett Bandy	2011	9	
Ryan Aguilar	2016	9	
7. 11 tied with 8.			

ON-BASE PERCENTAGE			
Player	Years	SLG	
1. Lloyd Jenney	1952	.606	
2. Ted Lazovich	1954	.569	
3. Matt Encinas	1959	.557	
4. Brad Mills	1978	.549	
5. Don McGinnis	1956	.548	
6. John Glenn	1972	.538	
Ken Bolek	1974	.538	
8. Dave Stegman	1975	.530	
9. Dennis Haines	1974	.528	
10. Marty Hurd	1957	.524	

HITS			
Player	Years	Hits	
1. Dave Stegman	1976	111	
2. Zach Gibbons	2016	107	
3. Trevor Crowe	2005	106	
4. Terry Francona	1980	105	
Terry Francona	1979	104	
Todd Trafton	1985	104	
7. Clark Crist	1979	103	
8. Robbie Moen	1993	102	
Cody Ramer	2016	102	
9. Robbie Moen	1991	99	
Lynn Garrett	1977	97	
Alex Mejia	2012	97	

RBI			
Player	Years	RBI	
1. Ron Hassey	1974	86	
2. Ron Hassey	1976	84	
Terry Francona	1980	84	
4. Terry Francona	1979	81	
Alan Zinter	1989	81	
6. Mike Senne	1986	80	
Jordan Brown	2005	80	
8. Shelley Duncan	2001	78	
9. Nick Quintana	2019	77	
10. Eddie Leon	1966	75	
Mike Gatlin	1975	75	
George Arias	1993	75	

STOLEN BASES			
Player	Years	SB	
1. Tommy Hinzo	1986	45	
2. Tommy Hinzo	1985	43	
3. Dwight Taylor	1980	42	
4. John Moses	1980	37	
5. Dave Stegman	1975	36	
6. Dwight Taylor	1981	34	
7. Mike Senne	1986	32	
8. Hugh McMullan	1952	31	
9. Russ Gragg	1955	30	
10. Brandon Dixon	2013	30	

MULTI-HIT GAMES <small>(since 1979)</small>			
Player	Years	G	
1. Terry Francona	1979	35	
Robbie Moen	1991	35	
3. Trevor Crowe	2005	34	
4. Terry Francona	1980	32	
John Tejcek	1993	32	
Cody Ramer	2016	32	
7. Tommy Hinzo	1986	31	
Robbie Moen	1993	31	
Zach Gibbons	2016	31	
10. Clark Crist	1979	30	
Kevin Long	1989	30	
Jason Thompson	1993	30	
Alex Mejia	2012	30	

HIT BY PITCH			
Player	Years	HBP	
1. Colt Sedbrook	2006	26	
2. Jett Bandy	2010	20	
Jett Bandy	2011	20	
4. Jason Donald	2005	19	
Cole Frenzel	2011	19	
6. Colt Sedbrook	2007	16	
7. Kenny Corley	1997	15	
Brad Glenn	2007	15	
9. T.J. Steele	2008	14	
Jett Bandy	2009	14	
Cesar Salazar	2018	14	
Ryan Haug	2018	14	

SB PERCENTAGE <small>(min. 20 SB)</small>			
Player	Years	Pct.	
1. Trevor Crowe	2004	.963	
2. T.J. Steele	2008	.933	
3. Diego Rico	1996	.917	
4. Robert Abel	2007	.913	
5. Dave Stegman	1976	.897	
6. Bryce Ortega	2011	.893	
7. Kevin Newman	2015	.880	
8. Dwight Taylor	1980	.875	
Tommy Barrett	1981	.875	
Damon Mashore	1991	.875	
T.J. Steele	2007	.875	

DOUBLES			
Player	Years	2B	
1. JJ Matijevic	2017	30	
Dave Stegman	1976	30	
3. Cameron Cannon	2019	29	
4. Todd Trafton	1986	27	
5. Terry Francona	1980	26	
Willie Morales	1993	26	
7. Trevor Crowe	2005	25	
Jared Oliva	2017	25	
9. Dave Stegman	1975	24	
10. Marv Thompson	1974	23	
Ernie Durazo	2001	23	
Kevin Long	1989	23	
Nick Hundley	2005	23	
C.J. Ziegler	2007	23	
Jett Bandy	2010	23	
Ryan Aguilar	2016	23	

BASES ON BALLS			
Player	Years	BB	
1. Don McGinnis	1956	65	
2. Tommy Barrett	1982	64	
3. Matt Encinas	1959	61	
4. David Shermet	1988	59	
5. Dave Stegman	1975	57	
Chip Hale	1985	57	
7. Don Zimmerman	1976	56	
Brad Mills	1979	56	
Wes Clements	1980	56	
10. John Moses	1979	55	
John Moses	1980	55	

EXTRA-BASE HITS			
Player	Years	XBH	
1. Trevor Crowe	2005	49	
2. Todd Trafton	1986	44	
3. Kevin Long	1989	41	
4. Cameron Cannon	2019	40	
JJ Matijevic	2017	40	
Dave Stegman	1976	40	
Les Pearsey	1978	40	
Willie Morales	1993	40	
Nick Hundley	2005	40	
10. Jason Thompson	1993	39	

TOTAL BASES			
Player	Years	TB	
1. Trevor Crowe	2005	188	
2. George Arias	1993	173	
Jason Thompson	1993	173	
4. Dave Stegman	1976	168	
5. Todd Trafton	1985	166	
6. Terry Francona	1980	164	
Todd Trafton	1986	164	
8. Robert Woodside	1977	163	
9. Kevin Long	1989	162	
10. Alan Zinter	1989	161	
Todd Landry	1993	161	

# INDIVIDUAL SINGLE-SEASON PITCHING LEADERS

## GAMES PITCHED

Player	Years	Gm
1. Cory Burns	2009	40
2. Jason Stoffel	2009	39
3. Matt Chafee	2011	36
4. Tod Brown	1993	35
Nick Cunningham	2010	35
6. Mark Melancon	2005	34
Daniel Schlereth	2008	34
Jason Stoffel	2008	34
9. Bryce Bandilla	2011	32
10. Greg Barger	1980	29
Ron Sismondo	1980	29
Mark Melancon	2004	29
Bryce Bandilla	2010	29
Stephen Manthei	2010	29
Mathew Troupe	2013	29
Bobby Dalbec	2016	29

## GAMES STARTED

Player	Years	Gm
1. Gil Heredia	1986	22
Kevin Guyette	2004	22
3. Joe Magrane	1985	21
Koley Kolberg	2004	21
5. Scott Erickson	1989	20
Kurt Heyer	2011	20
Nathan Bannister	2016	20
7. David Carley	1986	19
Gil Heredia	1987	19
Frank Halcovich	1988	19
John Meloan	2005	19
Kurt Heyer	2012	19
Konner Wade	2012	19

## WINS

Player	Years	W
1. Scott Erickson	1989	18
2. Gil Heredia	1986	16
3. Don Lee	1956	15
Dave Breuker	1974	15
Craig Giola	1976	15
6. Carl Thomas	1956	14
Rich Hinton	1969	14
8. Jim Ward	1960	13
Dan Schneider	1962	13
Mark Schimpf	1974	13
Steve Powers	1975	13
Joe Magrane	1985	13
Kurt Heyer	2012	13

## LOSSES

Player	Years	L
1. Doug Scherer	1983	9
2. Walter Dill	1984	8
Joe Magrane	1985	8
Gil Heredia	1987	8
Lance Dickson	1990	8
Ryan Frace	1994	8
Ben White	1994	8
Darrell Hussman	1997	8
Kevin Guyette	2004	8
10. Ed Vosberg	1982	7
Joe Magrane	1984	7
Frank Halcovich	1987	7
Barry Johnson	1991	7
Tod Brown	1993	7
Steve Arffa	1994	7
Ben White	1995	7
Tony Milo	2000	7
Koley Kolberg	2004	7
Preston Guilmet	2006	7
Bobby Dalbec	2015	7

## WIN PERCENTAGE (min. 10 decisions)

Player	Years	Pct.
1. Don Lee (15-0)	1956	1.000
Brad Tolson (10-0)	1950	1.000
John Meloan (10-0)	2004	1.000
4. Dave Breuker	1974	.938
5. Jim Ward	1960	.929
Dan Schneider	1962	.929
Mark Schimpf	1974	.929
8. Carl Thomas	1954	.923
Pat O'Brien	1966	.923
10. Craig Chamberlain	1978	.909

## SAVES

Player	Years	SV
1. Jason Stoffel	2008	13
2. Mark Melancon	2005	11
Jason Stoffel	2009	11
4. Joe Estes	1985	10
Carlos Rico	1992	10
6. Mathew Troupe	2013	9
7. Tod Brown	1993	8
Ryan Moskau	1998	8
Daniel Schlereth	2007	8
10. Derek Rodriguez	2004	7
Daniel Schlereth	2006	7
Matt Chafee	2011	7
Bobby Dalbec	2016	7

## INNINGS PITCHED

Player	Years	IP
1. Scott Erickson	1989	172.2
2. Gil Heredia	1986	165.1
3. Kurt Heyer	2012	153.0
4. Gil Heredia	1987	149.2
5. Koley Kolberg	2004	149.1
6. Joe Magrane	1985	149.0
7. Carl Thomas	1956	148.2
8. Craig Giola	1976	145.1
9. David Crutcher	1977	144.0
10. Nathan Bannister	2016	142.1

## HITS ALLOWED

Player	Years	Hits
1. Gil Heredia	1986	194
2. Scott Erickson	1989	183
Koley Kolberg	2004	183
4. Gil Heredia	1987	169
5. Frank Halcovich	1988	165
6. Kurt Heyer	2012	151
7. Kevin Guyette	2004	149
8. Joe Magrane	1985	143
9. David Crutcher	1977	142
10. Craig Giola	1976	134

## RUNS ALLOWED

Player	Years	Runs
1. Kevin Guyette	2004	104
2. Koley Kolberg	2004	98
3. Gil Heredia	1986	96
4. David Crutcher	1977	89
Gil Heredia	1987	89
6. Frank Halcovich	1988	87
7. Joe Magrane	1985	84
Darrell Hussman	1998	84
9. Walter Dill	1984	83
Tony Milo	2000	83

## EARNED RUNS ALLOWED

Player	Years	ER
1. Gil Heredia	1986	86
2. Kevin Guyette	2004	85
3. Darrell Hussman	1998	80
4. Koley Kolberg	2004	78
5. Frank Halcovich	1988	71
6. Ben Diggins	1999	70
7. Walter Dill	1984	68
David Carley	1985	68
9. Gil Heredia	1987	67
Scott Erickson	1989	67

## BASES ON BALLS ALLOWED

Player	Years	BB
1. John Fouse	1965	100
2. Leon Hooten	1970	81
3. Carl Thomas	1956	74
Carl Thomas	1954	70
David Crutcher	1977	70
Koley Kolberg	2004	70
7. Joe Magrane	1985	69
8. Steve Powers	1976	64
9. Larry Dierks	1970	63
Joe Magrane	1984	63
Jim Nichols	1963	63
Ben Diggins	2000	63

## STRIKEOUTS

Player	Years	K
1. Dan Schneider	1962	186
2. Carl Thomas	1956	179
3. Don Lee	1956	161
4. Carl Thomas	1954	146
Preston Guilmet	2007	146
6. Jim Nichols	1963	145
7. David Baldwin	1959	143
8. Lance Dickson	1990	141
9. Jim Ward	1960	136
10. Kurt Heyer	2011	134

## ERA (min. 50 IP/1 IP per team game)

Player	Years	ERA
1. Rich Hinton	1969	1.07
2. Don Lee	1956	1.14
3. Pat O'Brien	1966	1.25
4. Dan Schneider	1962	1.30
5. Jim Nichols	1965	1.35
6. Leon Hooten	1969	1.40
7. Ben Rincon	1955	1.53
8. Steve Powers	1975	1.61
9. Gordon Berghold	1960	1.66
10. Pat O'Brien	1967	1.73

## COMPLETE GAMES

Player	Years	CG
1. Carl Thomas	1956	15
2. Don Lee	1956	14
Dan Schneider	1962	14
Rich Hinton	1969	14
Scott Erickson	1989	14
6. Gus Zeller	1961	13
John Fouse	1965	13
8. Rich Hinton	1968	12
Leon Hooten	1970	12
10. Don Lee	1954	11
Carl Thomas	1954	11
Don Lee	1955	11
Tim Plodinec	1968	11

## COMPLETE GAME SHUTOUTS

Player	Years	SHO
1. John Fouse	1965	6
2. Don Lee	1956	5
3. Eddie Moraga	1952	4
Sherwin Scott	1963	4
5. Ernie Oosterveen	1956	3
Gus Zeller	1961	3
Pat O'Brien	1967	3
Rich Hinton	1969	3
Steve Powers	1975	3
10. 23 tied with 2		

## WILD PITCHES

Player	Years	WP
1. Preston Guilmet	2008	18
2. Preston Guilmet	2006	17
3. Kirt Kishita	1992	16
4. Tyler Haddix	1996	15
Kevin Guyette	2005	15
6. Mike Schiefelbein	1994	14
7. Lance Dickson	1990	13
Preston Guilmet	2007	13
9. Andrew Nardi	2019	12
Leon Hooten	1970	12
Joe Magrane	1983	12
Matt Hendren	1996	12
Tyler Haddix	1998	12
Darrell Hussman	1998	12
Kevin Guyette	2004	12
Mark Melancon	2005	12

## HIT BATTERS

Player	Years	HBP
1. Konner Wade	2012	24
2. Kyle Simon	2010	16
3. Brad Mills	2006	15
4. Kyle Simon	2009	14
Konner Wade	2013	14
6. Ryan Frace	1994	13
Clay Crossan	1994	13
Marc Kaiser	2001	13
9. Andrew Nardi	2019	12
Darrell Hussman	1998	12
Ben Diggins	2000	12
Tony Milo	2000	12
Sean Rierson	2002	12
Matt Chafee	2011	12
Cody Hamlin	2014	12
Michael Flynn	2018	12

## BALKS

Player	Years	Balks
1. Matt Chafee	2011	6
2. Todd Landry	1993	4
Mark Melancon	2004	4
Brad Mills	2006	4
Joe Allison	2009	4
Konner Wade	2011	4
7. 12 tied with 3		

## HOME RUNS ALLOWED

Player	Years	HR
1. Gil Heredia	1986	19
2. Frank Halcovich	1988	18
3. Heath Lane	1988	17
Lance Dickson	1990	17
James Johnson	1998	17
Tony Milo	2000	17
John Meloan	2004	17
8. Mike Crawford	2000	16
Joe Little	2002	16
Kevin Guyette	2004	16

## FEWEST HITS/9 IP (min. 50 IP/1 IP per team game)

Player	Years	H/9
1. Carl Thomas	1956	5.21
2. Don Lee	1956	5.35
3. Carl Thomas	1954	5.58
4. Carl Thomas	1955	5.84
5. Jim Nichols	1963	5.76
6. Pat O'Brien	1967	5.82
7. Rich Hinton	1969	5.84
8. Dan Schneider	1962	5.89
9. Pat O'Brien	1966	5.90
10. Warren Hedding	1962	6.03

## MOST K/9 IP (min. 50 IP/1 IP per team game)

Player	Years	H/9
1. Dan Schneider	1962	12.75
2. David Baldwin	1958	12.05
3. David Baldwin	1959	11.95
4. Jim Nichols	1963	11.45
5. Fred Burns	1969	11.43
6. Bryan Shield	1971	11.34
7. Mike Paul	1966	11.22
8. Jim Nichols	1965	11.05
9. Hollis Phillips	1965	11.00
10. Carl Thomas	1956	10.84

## FEWEST BB/9 IP (min. 50 IP/1 IP per team game)

Player	Years	H/9
1. Kyle Simon	2011	0.77
2. Cody Hamlin	2015	1.14
3. James Farris	2014	1.51
Cody Hamlin	2014	1.51
5. Michael Crawford	1999	1.54
6. Gil Heredia	1986	1.63
7. Kurt Heyer	2012	1.65
Robby Medel	2014	1.65
9. James Farris	2012	1.69
Kurt Heyer	2011	1.69

2021  
WILDCATS

2020  
REVIEW

PAC-12  
OPPONENTS

HISTORY &  
RECORDS

HI CORBETT  
FIELD

# ALL-TIME BATTING RECORDS

## GAMES PLAYED

**Season:** 73, Dave Stegman, 1976; Glenn Wendt, Don Zimmerman, 1976  
**Season (Pac-12):** 30, 97 times  
**Freshman:** 65, Dwight Taylor, 1979  
**Freshman (Pac-12):** 32, nine times (last: Zach Gibbons and Kevin Newman, 2013)  
**Career:** 255, Chip Hale, 1984-87 (All starts)  
**Career (Pac-12):** 120, Chip Hale, 1984-87  
**Consecutive:** 255, Chip Hale, 1984-87

## AT-BATS

**Game:** 9, Jim Filippelli vs. Chapman (19 innings), March 29, 1973; 8, 12 times  
**Game (Pac-12):** 8, (Nine Innings) Casey Candaele at USC, April 18, 1982; (Extra Innings) Five times, last by Justyn St. Clair vs. Stanford April 5, 2002 (18 innings); Marc Kaiser vs. Stanford April 5, 2002 (18 innings); Pat Reilly vs. Stanford April 5, 2002 (18 innings)  
**Season:** 317, Glenn Wendt, 1976  
**Season (Pac-12):** 139, Robbie Moen, 1993  
**Freshman:** 261, Jason Donald, 2004  
**Freshman (Pac-12):** 131, Damon Mashore, 1989  
**Career:** 978, Chip Hale, 1984-87  
**Career (Pac-12):** 466, Chip Hale, 1984-87

## RUNS

**Game:** 6, Cliff Myrick vs. Colorado, March 19, 1951; Brad Boyer at Sac State April 28, 2003  
**Game (Pac-12):** 5, Jake Thrower at Arizona State, March 24, 1996; Ben Diggins vs. Washington State April 22, 2000, Trevor Crowe vs. Stanford 5/16/2004; T.J. Steele vs. Washington State May 13, 2006; Mitchell Morimoto at UCLA March 17, 2017; Justin Wylie vs. Oregon May 5, 2019  
**Season:** 91, Dave Stegman, 1976  
**Season (Pac-12):** 42, Dwight Taylor, 1980; Dwight Taylor, 1981  
**Freshman:** 73, Austin Wells, 2019  
**Freshman (Pac-12):** 39, Austin Wells, 2019  
**Career:** 287, Dave Stegman, 1973-76  
**Career (Pac-12):** 117, Chip Hale, 1984-87

## HITS

**Game:** 6, Six times; Last – Jason Donald vs. UC Irvine 2/22/2004  
**Game (Pac-12):** 6, Chris Gump vs. California (10 innings), April 18, 1993; 5, 15 times  
**Season:** 111, Dave Stegman, 1976  
**Season (Pac-12):** 52, Terry Francona, 1979; Chip Hale, 1987; Robbie Moen, 1993  
**Freshman:** 83, Brad Boyer, 2003  
**Freshman (Pac-12):** 43, Damon Mashore, 1989  
**Career:** 337, Chip Hale, 1984-87  
**Career (Pac-12):** 164, Chip Hale, 1984-87

## DOUBLES

**Game:** 3, 39 times, last by Justin Wylie vs. Oregon, May 5, 2019  
**Game (Pac-12):** 3, 17 times, last by Justin Wylie vs. Oregon, May 5, 2019  
**Season:** 30, Dave Stegman, 1976; JJ Matijevic, 2017  
**Season (Pac-12):** 15, Cameron Cannon, 2018  
**Freshman:** 21, Jett Bandy, 2009  
**Freshman (Pac-12):** 10, Damon Mashore, 1989  
**Career:** 72, Dave Stegman, 1973-76  
**Career (Pac-12):** 33, Kenny Corley, 1995-98

## TRIPLES

**Game:** 3, Russ Gragg at Arizona State, May 2, 1953; Russ Gragg vs. Utah, March 21, 1955; Ken Bolek vs. Southern Illinois, Feb. 21, 1975; Alan Zinter vs. California, Feb. 27, 1987  
**Game (Pac-12):** 3, Alan Zinter vs. California, Feb. 27, 1987  
**Season:** 15, Trevor Crowe, 2005  
**Season (Pac-12):** 7, Dwight Taylor, 1981  
**Freshman:** 8, Brad Boyer, 2003  
**Freshman (Pac-12):** 6, Austin Wells, 2019  
**Career:** 30, Charles Shoemaker, 1959-61  
**Career (Pac-12):** 13, Dwight Taylor, 1979-81

## HITTING STREAK

**Single Season:** 26, Brian Anderson, 2003; Jason Donald, 2006  
**Two Seasons Combined:** 28, Jack Daugherty, 1981-82; Ernie Durazo, 2000-01; Jeff Van Houten, 2004-05

## HOME RUNS

**Game:** 3, Dennis Haines at Texas-El Paso, April 7, 1972; Ron Hassey vs. Weber State, March 20, 1974, Erik Torres at Washington, April 8, 2000, Shelley Duncan vs. Utah, Feb. 23, 2001, Brad Glenn vs. Utah Valley State Feb. 7, 2007; C.J. Ziegler vs. Utah Valley State, May 9, 2008; Dillon Baird vs. Sacramento State, Feb. 29, 2008  
**Game (Pac-12):** 3, Erik Torres at Washington, April 8, 2000  
**Season:** 24, Shelley Duncan, 2001  
**Season (Pac-12):** 10, Wes Clements, 1979; George Arias, 1993; Colin Porter, 1998; Shelley Duncan, 2001; Nick Quintana, 2019  
**Freshman:** 20, Shelley Duncan, 1999  
**Freshman (Pac-12):** 8, Shelley Duncan, 1999  
**Career:** 55, Shelley Duncan, 1999-2001  
**Career (Pac-12):** 21, Nick Quintana, 2017-19

## RUNS BATTED IN

**Game:** 11, Dave Stegman at Texas-El Paso, May 4, 1974  
**Game (Pac-12):** 8, Jason Hendricks vs. UCLA, March 14, 1998  
**Season:** 86, Ron Hassey, 1974  
**Season (Pac-12):** 43, Nick Quintana, 2019  
**Freshman:** 68, Shelley Duncan, 1999  
**Freshman (Pac-12):** 34, Austin Wells, 2019  
**Career:** 235, Ron Hassey, 1973-76  
**Career (Pac-12):** 91, Kenny Corley, 1995-98

## HIT BY PITCHES

**Game:** 3, Eight times, last by Scott Kingery, Feb. 15, 2013, vs. Coppin State  
**Game (Pac-12):** 3, Jake Thrower at Arizona State, March 24, 1996; Bill Rhinehart vs. Oregon State March 31, 2007; Cole Frenzel vs. Oregon State April 1, 2011  
**Season:** 26, Colt Sedbrook, 2006  
**Season (Pac-12):** 12, Jett Bandy, 2010  
**Freshman:** 14, Jett Bandy, 2009  
**Freshman (Pac-12):** 7, Jett Bandy, 2009  
**Career:** 55, Colt Sedbrook 2006-2008  
**Career (Pac-12):** 28, Jett Bandy, 2009-11

## BASES ON BALLS

**Game:** 6, Matt Encinas vs. Air Force, April 25, 1959  
**Game (Pac-12):** 4, 11 times, last by Nick Quintana vs. USC, May 11, 2019  
**Season:** 65, Don McGinnis, 1956  
**Season (Pac-12):** 42, Dwight Taylor, 1981  
**Freshman:** 46, J.T. Snow, 1987; Austin Wells, 2019  
**Freshman (Pac-12):** 23, Austin Wells, 2019  
**Career:** 162, Chip Hale, 1984-87  
**Career (Pac-12):** 78, Dwight Taylor, 1979-81

## STRIKEOUTS

**Game:** 5, Jack Davis vs. Sul Ross (10 innings), March 5, 1956; Marty Hurd vs. Iowa, March 31, 1958  
**Game (Pac-12):** 4, seven times, last by Nick Quintana vs. Oregon, April 13, 2017  
**Season:** 72, Dave Stegman, 1976  
**Season (Pac-12):** 39, Colin Porter, 1997  
**Freshman:** 64, Damon Mashore, 1989  
**Freshman (Pac-12):** 32, Jason Donald, 2004  
**Career:** 180, Colin Porter, 1995-98  
**Career (Pac-12):** 109, Colin Porter, 1995-98

## SACRIFICE HITS

**Game:** 3, Scott Stanley at Texas-El Paso, April 29, 1978; Dwight Childs vs. Oregon St., April 27, 2008  
**Game (Pac-12):** 3, Dwight Childs vs. Oregon St., April 27, 2008  
**Season:** 15, Alex Mejia, 2012  
**Season (Pac-12):** 8, Four times, last by Riley Moore, 2013  
**Freshman:** 12, Alex Mejia, 2010; Trent Gilbert, 2012; Zach Gibbons, 2013  
**Freshman (Pac-12):** 7, Zach Gibbons, 2013  
**Career:** 33, Alex Mejia, 2010-2012  
**Career (Pac-12):** 18, J.J. Northam, 1988-91

## SACRIFICE FLIES

**\*Game:** 2, 40 times, last by Donta Williams vs. Houston, March 6, 2020  
**Game (Pac-12):** 2, 12 times, last by Cameron Cannon at Washington State, May 23, 2019  
**Season:** 10, Chip Hale, 1986; Alan Zinter, 1989  
**Season (Pac-12):** 6, Jeff Gjerde, 1995  
**Freshman:** 8, Riley Moore, 2012  
**Freshman (Pac-12):** 4, Chip Hale, 1984; Billy Owens, 1990  
**Career:** 21, Chip Hale, 1984-87  
**Career (Pac-12):** 9, Chip Hale, 1984-87; John Tejcek, 1990-93; Jeff Gjerde, 1994-97

## ALL-TIME BATTING RECORDS (cont.)

### STOLEN BASES

**Game:** 4, 12 times; Last by T.J. Steele vs. Washington State, April 19, 2008  
**Game (Pac-12):** 4, Dwight Taylor vs. California (11 innings), March 28, 1980; Dwight Taylor at Arizona State, April 5, 1980; Jake Thrower at Arizona State, March 24, 1996; T.J. Steele vs. Washington State, April 19, 2008  
**Season:** 45, Tommy Hinzo, 1986  
**Season (Pac-12):** 24, Dwight Taylor, 1980  
**Freshman:** 25, Brad Boyer, 2003  
**Freshman (Pac-12):** 8, Greg Fowble, 1987; Brad Boyer, 2003  
**Career:** 90, Dwight Taylor, 1979-81  
**Career (Pac-12):** 46, Dwight Taylor, 1979-81

### EXTRA-BASE HITS

**Game:** 5, Kevin Long vs. UCLA, April 24, 1988  
**Game (Pac-12):** 5, Kevin Long vs. UCLA, April 24, 1988  
**Season:** 49, Trevor Crowe, 2005  
**Season (Pac-12):** 22, Dillon Baird, 2009  
**Freshman:** 33, Shelley Duncan, 1999  
**Freshman (Pac-12):** 17, Damon Mashore, 1989; Austin Wells, 2019  
**Career:** 110, Dave Stegman, 1973-76  
**Career (Pac-12):** 47, Nick Quintana, 2017-19

### TOTAL BASES

**Game:** 15, Dennis Haines at Texas-El Paso, April 7, 1972; Kevin Long vs. UCLA, April 24, 1988  
**Game (Pac-12):** 15, Kevin Long vs. UCLA, April 24, 1988  
**Season:** 188, Trevor Crowe, 2005  
**Season (Pac-12):** 90, Chip Hale, 1987  
**Freshman:** 135, Shelley Duncan, 1999  
**Freshman (Pac-12):** 72, Damon Mashore, 1989  
**Career:** 507, Chip Hale, 1984-87  
**Career (Pac-12):** 240, Chip Hale, 1984-87

### BATTING AVERAGE

**Season:** .484, Lloyd Jenney, 1952  
**Season (Pac-12):** .472, Dillon Baird, 2009  
**Freshman:** .374, Dave Page, 1981  
**Freshman (Pac-12):** .418, T.J. Steele, 2006  
**Career:** .412, Marty Hurd, 1957-58  
**Career (Pac-12):** .406, Terry Francona, 1979-80

### SLUGGING PERCENTAGE

**Season:** .765, Dennis Haines, 1974  
**Season (Pac-12):** .832, Steve Strong, 1986  
**Freshman:** .640, Shelley Duncan, 1999  
**Freshman (Pac-12):** .597, Austin Wells, 2019  
**Career:** .678, George Arias, 1993; Jason Thompson, 1993  
**Career (Pac-12):** .737, Justin Wylie, 2019

### ON-BASE PERCENTAGE

**Season:** .606, Lloyd Jenney, 1952  
**Season (Pac-12):** .540, Dillon Baird, 2009  
**Freshman:** .462, Austin Wells, 2019  
**Freshman (Pac-12):** .465, Austin Wells, 2019  
**Career:** .523, Don McGinnis, 1955-56  
**Career (Pac-12):** .497, Brad Mills, 1979

# ALL-TIME PITCHING RECORDS

## GAMES PITCHED

**Season:** 40, Cory Burns, 2009  
**Season (Pac-12):** 21, Jason Stoffel, 2009  
**Freshman:** 35, Nick Cunningham, 2010  
**Freshman (Pac-12):** 14, Nick Cunningham, 2010; Gil Luna, 2018  
**Career:** 99, Jason Stoffel, 2007-09  
**Career (Pac-12):** 47, Ben White, 1993-96

## GAMES STARTED

**Season:** 22, Gil Heredia, 1986; Kevin Guyette, 2004  
**Season (Pac-12):** 11, Ed Vosberg, 1981; Gil Heredia, 1986  
**Freshman:** 18, Ron Sismondo, 1979  
**Freshman (Pac-12):** 10, Ron Sismondo, 1979; Ed Vosberg, 1980  
**Career:** 61, Preston Guilmet, 2006-09  
**Career (Pac-12):** 38, Ed Vosberg, 1980-83

## WINS

**Season:** 18, Scott Erickson, 1989  
**Season (Pac-12):** 10, Scott Erickson, 1989  
**Freshman:** 11, Ron Sismondo, 1979  
**Freshman (Pac-12):** 5, Ben Diggins, 1999; Quinn Flanagan, 2019  
**Career:** 36, Don Lee, 1954-56  
**Career (Pac-12):** 17, Ed Vosberg, 1980-83

## LOSSES

**Season:** 9, Doug Scherer, 1983  
**Season (Pac-12):** 7, Darrell Hussman, 1997  
**Freshman:** 7, Preston Guilmet, 2006  
**Freshman (Pac-12):** 5, Ron Sismondo, 1979; Jim Richardson, 1988  
**Career:** 22, Ben White, 1993-96  
**Career (Pac-12):** 14, Ed Vosberg, 1980-83; Darrell Hussman, 1996-98

## SAVES

**Season:** 13, Jason Stoffel, 2008  
**Season (Pac-12):** 9, Carlos Rico, 1992  
**Freshman:** 7, Daniel Schlereth, 2006  
**Freshman (Pac-12):** 4, Daniel Schlereth, 2006  
**Career:** 29, Jason Stoffel, 2007-09  
**Career (Pac-12):** 11, Carlos Rico, 1991-92

## INNINGS PITCHED

**Game:** 14.1, Ernest Oosterveen vs. Fort Bliss, April 16, 1956  
**Game (Pac-12):** 12.0, Craig Lefferts at USC, March 16, 1979  
**Game/Relief:** 10.0, John Roslund vs. Chapman (at San Diego), March 29, 1973  
**Game/Relief (Pac-12):** 9.0, Ron Sismondo at USC, April 18, 1981  
**Season:** 172.2, Scott Erickson, 1989  
**Season (Pac-12):** 91.0, Scott Erickson, 1989  
**Freshman:** 121.0, Ron Sismondo, 1979  
**Freshman (Pac-12):** 74.1, Ed Vosberg, 1980  
**Career:** 416.2, Preston Guilmet, 2006-09  
**Career (Pac-12):** 273.1, Ed Vosberg, 1980-83

## HITS ALLOWED

**Game:** 19, Burdette Morago vs. Wisconsin, April 24, 1957  
**Game (Pac-12):** 16, Frank Halcovich vs. UCLA, April 22, 1988; Ben White vs. Arizona State, May 12, 1996  
**Season:** 194, Gil Heredia, 1986  
**Season (Pac-12):** 102, Ed Vosberg, 1981; Gil Heredia, 1986  
**Freshman:** 133, Ed Vosberg, 1980  
**Freshman (Pac-12):** 73, Ed Vosberg, 1980  
**Career:** 465, Ed Vosberg, 1980-83  
**Career (Pac-12):** 306, Ed Vosberg, 1980-83

## RUNS ALLOWED

**Game:** 15, Don Snowden vs. UCLA, March 22, 1986  
**Game (Pac-12):** 15, Don Snowden vs. UCLA, March 22, 1986  
**Season:** 104, Kevin Guyette, 2004  
**Season (Pac-12):** 59, Frank Halcovich, 1987; Gil Heredia, 1987; Ben White, 1994  
**Freshman:** 82, Marc Kaiser, 2001  
**Freshman (Pac-12):** 43, Ron Sismondo, 1979  
**Career:** 250, Ron Sismondo, 1979-82  
**Career (Pac-12):** 151, Darrell Hussman, 1996-98

## EARNED RUNS ALLOWED

**Game:** 12, Hugh McMullan vs. Iowa, April 18, 1954; John Fouse at New Mexico, May 7, 1965; Matt Hendren at USC, March 1, 1996; Darrell Hussman at Stanford, March 6, 1998  
**Game (Pac-12):** 12, Darrell Hussman at Stanford, March 6, 1998  
**Season:** 86, Gil Heredia, 1986  
**Season (Pac-12):** 55, Darrell Hussman, 1998  
**Freshman:** 70, Ben Diggins, 1999  
**Freshman (Pac-12):** 39, Ben Diggins, 1999  
**Career:** 212, Sean Rierson, 2001-03, 05  
**Career (Pac-12):** 126, Darrell Hussman, 1996-98

## BASES ON BALLS ALLOWED

**Game:** 11, Mark Clarke vs. Air Force, April 9, 1960  
**Game (Pac-12):** 9, Doug Scherer at UCLA, April 24, 1982  
**Season:** 100, John Fouse, 1965  
**Season (Pac-12):** 46, Ed Vosberg, 1980  
**Freshman:** 61, Ben Diggins, 1999  
**Freshman (Pac-12):** 46, Ed Vosberg, 1980  
**Career:** 217, Ed Vosberg, 1980-83  
**Career (Pac-12):** 148, Ed Vosberg, 1980-83

## STRIKEOUTS

**Game:** 21, Ken Heist vs. New Mexico, April 26, 1940; 20, Dan Schneider vs. Utah, March 24, 1962; 20, Leon Hooten vs. New Mexico, March 8, 1969  
**Game (Pac-12):** 16, Tim Schweitzer at UCLA, March 8, 1991  
**Game/Relief (since '79):** 9, Jason Klonoski vs. Grand Canyon, Feb. 5, 1998; Heath Lane at Arizona State, April 4, 1988  
**Game/Relief (Pac-12):** 9, Heath Lane at Arizona State, April 4, 1988  
**Season:** 186, Dan Schneider, 1962  
**Season (Pac-12):** 85, Lance Dickson, 1990  
**Freshman:** 109, Kurt Heyer, 2010  
**Freshman (Pac-12):** 55, Ben Diggins, 1999  
**Career:** 422, Carl Thomas, 1954-56  
**Career (Pac-12):** 215, Preston Guilmet, 2006-09

## EARNED RUN AVERAGE

**Season:** 1.07, Rich Hinton, 1969  
**Season (Pac-12):** 2.05, Preston Guilmet, 2007  
**Freshman (50+ IP):** 3.21, Konner Wade, 2011  
**Freshman (Pac-12):** 2.06, Ed Vosberg, 1980  
**Career:** 1.30, Dan Schneider, 1962  
**Career (Pac-12):** 2.62, Doug Scherer, 1982-83

## COMPLETE GAMES

**Season:** 15, Carl Thomas, 1956  
**Season (Pac-12):** 8, Scott Erickson, 1989  
**Freshman:** 7, Ron Sismondo, 1979  
**Freshman (Pac-12):** 4, Lance Dickson, 1988  
**Career:** 36, Don Lee, 1954-56  
**Career (Pac-12):** 15, Ed Vosberg, 1980-83

## COMPLETE GAME SHUTOUTS

**Season:** 6, John Fouse, 1965  
**Season (Pac-12):** 2, Kurt Heyer, 2011  
**Freshman:** 2, Dave Crutcher, 1976  
**Freshman (Pac-12):** 1, Jim Richardson, 1988; Quinn Flanagan, 2019  
**Career:** 8, Don Lee, 1954-56  
**Career (Pac-12):** 2, Jim Richardson, 1988-90

## HOME RUNS ALLOWED

**Game:** 5, Jim Geist at Colorado State, April 21, 1960; John Meloan at Washington, April 25, 2014  
**Game (Pac-12):** 5, John Meloan at Washington, April 25, 2014  
**Season:** 19, Gil Heredia, 1986  
**Season (Pac-12):** 15, Lance Dickson, 1981  
**Freshman:** 13, Ron Sismondo, 1979; Todd Singelyn, 1993  
**Freshman (Pac-12):** 8, Todd Singelyn, 1993  
**Career:** 44, Tony Milo, 1997-00  
**Career (Pac-12):** 26, Lance Dickson, 1988-90; James Johnson, 1996-98

## LOW-HIT COMPLETE GAME

**Game:** 0; Carl Thomas at Arizona State, April 21, 1956; Carl Thomas vs. UCLA, April 27, 1956; Les Lisowski vs. Northern Colorado, March 22, 1971; Joe Magrane vs. Cal State Fullerton, Feb. 10, 1984  
**Game (Pac-12):** 1, Kevin Guyette, at UCLA, April 2, 2005

## ALL-TIME PITCHING RECORDS (cont.)

### FEWEST HITS ALLOWED PER NINE INNINGS

**Season:** 5.21, Carl Thomas, 1956  
**Season (Pac-12):** 7.01, Rob Ippolito, 1992  
**Freshman:** 10.23, Ed Vosberg, 1980  
**Freshman (Pac-12):** 8.24, Lance Dickson, 1988  
**Career:** 5.49, Carl Thomas, 1954-56  
**Career (Pac-12):** 8.57, Lance Dickson, 1988-90

### STRIKEOUTS PER NINE INNINGS

**Season:** 12.75, Dan Schneider, 1962  
**Season (Pac-12):** 11.35, Tony Milo, 2000  
**Freshman:** 10.03, Eric Berger, 2005  
**Freshman (Pac-12):** 9.97, Ben Diggins, 1999  
**Career:** 12.75, Dan Schneider, 1962  
**Career (Pac-12):** 9.35, Ben Diggins, 1999-00

### FEWEST BASES ON BALLS ALLOWED PER NINE INNINGS

**Season:** 0.77, Kyle Simon, 2011  
**Season (Pac-12):** 0.969, Kyle Simon, 2011  
**Freshman:** 1.88, Sean Rierson, 2001  
**Freshman (Pac-12):** 1.40, Sean Rierson, 2001  
**Career:** 1.77, Tad Heydenfeldt, 1986-87  
**Career (Pac-12):** 2.14, Kurt Heyer, 2010-12

# SINGLE-SEASON TEAM RECORDS

## GAMES PLAYED

Games	Year
1. 73	1976
73	2016
3. 69	1985
4. 68	1979
68	1986

## AT-BATS

At-Bats	Year
1. 2,548	1976
2. 2,444	2016
3. 2,427	1986
4. 2,392	1985
5. 2,364	1979

## RUNS

Runs	Year
1. 700	1974
2. 652	1986
3. 612	1985
4. 588	1976
5. 583	1993

## HITS

Hits	Year
1. 817	1986
2. 792	1974
3. 788	1993
4. 776	1979
5. 760	1985

## DOUBLES

Doubles	Year
1. 177	1986
2. 158	1993
3. 154	2019
4. 153	2005
5. 146	1974

## TRIPLES

Triples	Year
1. 64	1960
2. 63	1974
3. 60	1966
4. 57	1964
5. 50	2003

## HOME RUNS

Triples	Year
1. 115	1993
2. 87	1998
3. 78	2000
4. 77	2008
5. 76	1988

## RUNS BATTED IN

RBI	Year
1. 592	1974
2. 590	1986
3. 542	1993
4. 510	1998
5. 505	1976

## HIT BY PITCH

HBP	Year
1. 96	2006
2. 90	2007
3. 80	2011
4. 75	2018
5. 74	2008
74	2009

## WALKS (BATTING)

BB	Year
1. 398	1972
2. 389	1974
3. 382	1985
4. 359	1954
5. 350	2019
350	1979

## STRIKEOUTS (BATTING)

K	Year
1. 485	2016
2. 438	2019
3. 436	1998
4. 429	2003
5. 413	2007

## SACRIFICE HITS

SH	Year
1. 81	2016
2. 75	2012
3. 71	2013
4. 56	2008
5. 53	2011

## SACRIFICE FLIES

SF	Year
1. 49	1986
2. 42	2012
3. 39	1985
39	2007
5. 38	2003

## STOLEN BASES

SB	Year
1. 150	1985
2. 147	1996
3. 144	2003
4. 135	1980
5. 130	1956

## BATTING AVERAGE

AVG	Year
1. .361	1957
2. .348	1974
3. .343	1993
4. .337	1991
.337	1986

## SLUGGING PERCENTAGE

SLG	Year
1. .592	1993
2. .575	1998
3. .562	1974
4. .536	1986
5. .535	2003

## TOTAL BASES

TB	Year
1. 1,359	1993
2. 1,302	1986
3. 1,225	1974
4. 1,170	1976
5. 1,159	1985

## PITCHING WINS

W	Year
1. 58	1974
2. 56	1976
3. 49	1956
49	1986
49	2016

## PITCHING LOSSES

L	Year
1. 40	1994
2. 36	1984
3. 34	1990
4. 33	2014
5. 32	1991
32	1996

## WINNING PERCENTAGE

Pct.	Year
1. .906	1974
2. .875	1951
3. .869	1956
4. .837	1955
5. .833	1962

## SAVES

SV	Year
1. 18	2016
2. 16	1979
16	1980
16	2001
16	2013

## INNINGS PITCHED

IP	Year
1. 650.2	2016
2. 642.0	1976
3. 599.2	1986
4. 596.0	1985
5. 595.0	1980

## HITS ALLOWED

Hits	Year
1. 711	1979
2. 708	1993
3. 695	1996
4. 679	1986
679	1985

## RUNS ALLOWED

Runs	Year
1. 490	2000
2. 480	1996
3. 469	1994
4. 459	1979
5. 449	1984
449	1985

## EARNED RUNS ALLOWED

ER	Year
1. 410	1996
2. 407	2000
3. 390	1993
4. 370	1984
5. 361	1994

## WALKS (PITCHING)

BB	Year
1. 336	1979
2. 317	1970
3. 303	1980
4. 299	2000
5. 290	2019

## STRIKEOUTS (PITCHING)

K	Year
1. 572	2008
2. 554	2005
3. 541	2007
4. 540	1956
540	1963
6. 508	2016

## TEAM ERA

ERA	Year
1. 2.06	1974
2. 2.24	1969
3. 2.30	1955
4. 2.38	1967
5. 2.49	1968

## COMPLETE GAMES

CG	Year
1. 38	1956
2. 35	1954
3. 34	1961
4. 32	1965
5. 31	1968

## SHUTOUTS

SHO	Year
1. 14	1974
2. 11	1976
3. 10	1956
4. 9	1966
5. 8	1973
8	2016

## WILD PITCHES

WP	Year
1. 79	2019
2. 77	2000
3. 66	1994
4. 58	1999
5. 57	2005

## HIT BATTERS

HBP	Year
1. 72	2016
2. 70	2012
3. 68	2013
4. 65	2009
5. 63	2019

## BALKS

Balks	Year
1. 19	2011
2. 13	2004
3. 12	1996
12	2010
5. 10	2012

## HOME RUNS ALLOWED

Balks	Year
1. 76	1988
2. 74	2000
3. 72	1998
4. 70	1993
5. 61	1986

## SINGLE-GAME TEAM BATTING RECORDS

Category	Total	Opponent	Date
<b>At-bats</b>	66	vs. Chapman (18 inn.)	03/29/1973
	61	vs. New Mexico	05/07/1965
	61	vs. BYU	02/01/2003
<b>Runs</b>	40	vs. St. Francis	02/22/1995
<b>Runs (Inn.)</b>	16	vs. St. Francis	02/22/1995
<b>Hits</b>	32	vs. New Mexico	05/07/1965
	32	vs. BYU	02/01/2003
<b>Doubles</b>	13	vs. Oregon	05/05/2019
<b>Triples</b>	6	vs. East Tennessee State	04/27/2012
	5 (7 times)	last: vs. New Mexico	02/05/2000
<b>Home Runs</b>	7	at Washington State	04/08/2001
<b>RBI</b>	32	vs. New Mexico	05/07/1965
<b>HBP</b>	7	vs. Coppin State	02/15/2013
<b>Walks</b>	21	vs. New Mexico	04/04/1950
	21	vs. New Mexico	05/01/1951
<b>Strikeouts</b>	21	at Mississippi (17 inn.)	03/03/2001
	18	vs. Arizona State	05/22/1967
	18	at USC	03/19/1999
<b>Sac Hit</b>	5	at California (13 inn.)	04/01/2006
	5	vs. UNLV (13 inn.)	03/03/2010
	5	vs. Eastern Michigan	03/11/2012
	5	vs. Washington	05/06/2017
	5	vs. New Mexico State	02/27/2018
<b>Sac Fly</b>	5	vs. California (10 inn.)	04/07/1986
	5	vs. Weber State	03/16/1970
<b>Stolen Bases</b>	13	vs. San Diego Navy	03/16/1957
	13	vs. New Mexico	04/20/1954
<b>XBH</b>	13	vs. Oregon	05/05/2019
<b>Total Bases</b>	55	vs. San Diego State	02/21/1975
<b>LOB (Most)</b>	23	vs. Chapman (19 inn.)	03/29/1973
<b>LOB (Fewest)</b>	0	at Sac State	04/28/2003

## SINGLE-GAME TEAM PITCHING RECORDS

Category	Total	Opponent	Date
<b>Hits</b>	30	vs. Washington	05/03/2013
<b>Runs</b>	32	at Arizona State	03/04/2000
<b>Earned Runs</b>	26	vs. California	03/18/2000
<b>Walks</b>	17	at Grand Canyon	04/09/2019
<b>Strikeouts</b>	21	vs. New Mexico	04/26/1940
	20	vs. Utah	03/24/1962
	20	vs. New Mexico	03/08/1969
<b>HBP</b>	6	vs. San Francisco	01/30/2000
	6	vs. Arizona State	05/26/2012
<b>Wild Pitches</b>	7	at Grand Canyon	04/09/2019
<b>Balks</b>	4	at Texas A&M	06/05/2011
<b>Home Runs</b>	7	vs. Arizona State	03/23/1987
	7	at Arizona State	03/04/2000
<b>XBH</b>	14	vs. Arizona State	03/23/1987

# YEAR-BY-YEAR TEAM STATS

## FINAL TEAM STATS (BATTING)

Year	G	AVG	AB	R	H	2B	3B	HR	RBI	BB	K	SB
2020*	15	.288	497	113	143	30	4	12	106	97	116	20
2019	56	.326	2015	548	656	154	32	67	503	350	438	31
2018	56	.285	1865	385	531	103	16	41	344	278	351	32
2017	59	.308	2056	453	633	133	17	36	396	276	343	49
2016	73	.287	2444	424	702	131	30	26	369	323	485	77
2015	55	.298	1888	343	563	104	20	31	284	224	336	71
2014	55	.280	1880	286	527	85	25	8	252	208	295	57
2013	55	.306	1818	368	556	73	35	13	337	237	262	98
2012	65	.329	2297	478	756	132	35	23	432	234	318	85
2011	60	.320	2083	410	666	118	26	29	370	160	294	90
2010	58	.321	2052	409	658	115	27	35	365	190	337	87
2009	55	.314	1951	419	613	133	33	46	381	177	388	71
2008	61	.301	2106	432	633	110	26	77	395	230	405	91
2007	59	.306	2021	428	619	126	33	52	389	215	413	95
2006	55	.305	1946	405	594	105	34	43	365	186	402	54
2005	60	.328	2175	496	713	153	45	64	445	251	342	78
2004	64	.305	2238	443	682	115	33	63	403	268	429	85
2003	58	.328	2125	521	697	126	50	71	473	213	359	144
2002	55	.289	1921	433	555	89	25	60	380	246	357	74
2001	56	.318	2062	436	655	107	29	54	387	200	332	52
2000	56	.331	2012	440	666	119	28	78	403	214	378	67
1999	56	.300	2008	431	603	124	24	53	388	243	412	62
1998	56	.332	1968	546	654	141	38	87	510	318	436	69
1997	58	.310	2034	424	630	128	21	42	380	257	396	112
1996	56	.312	2033	400	635	122	33	44	366	225	349	78
1995	56	.303	1963	391	595	84	32	28	344	265	330	88
1994	55	.275	1904	277	523	97	15	20	252	210	342	47
1993	61	.343	2295	583	788	158	34	115	542	285	392	51
1992	58	.312	2023	426	631	127	23	58	374	267	333	49
1991	59	.337	2116	471	713	111	29	47	404	260	338	88
1990	60	.294	2097	364	617	108	38	26	334	227	295	76
1989	64	.314	2277	514	714	126	35	69	464	321	395	90
1988	59	.329	2106	538	692	135	29	76	486	299	282	77
1987	60	.310	2122	473	658	110	40	68	422	313	310	82
1986	68	.337	2427	652	817	177	43	74	590	331	338	147
1985	69	.318	2392	612	760	139	37	62	498	382	291	150
1984	58	.302	2005	338	606	102	33	30	349	228	243	47
1983	56	.288	1928	362	556	97	21	31	317	252	302	79
1982	54	.309	1863	370	575	93	32	19	324	301	180	82
1981	52	.323	1842	452	595	113	24	34	397	294	238	102
1980	67	.308	2338	515	721	118	30	43	441	346	314	135
1979	68	.328	2364	536	776	126	35	39	469	350	286	77
1978	55	.313	1843	428	576	107	27	37	367	256	264	46
1977	64	.315	2259	488	711	119	35	51	417	262	318	88
1976	73	.311	2548	588	792	137	26	63	505	398	320	110
1975	57	.329	2026	574	667	141	40	48	472	342	321	114
1974	64	.352	2179	700	768	146	63	65	592	389	231	96
1973	53	.312	1687	339	527	72	47	15	276	297	229	49
1972	58	.318	1981	428	629	100	32	37	382	294	364	29
1971	50	.301	1608	300	484	69	40	13	257	227	283	64
1970	62	.314	2102	441	659	105	35	31	374	290	317	82
1969	47	.289	1507	293	436	69	37	17	242	283	237	43
1968	51	.285	1688	307	481	66	37	13	268	251	209	81
1967	50	.278	1641	302	456	53	39	6	240	214	258	77
1966	55	.322	1833	409	591	56	60	25	375	229	232	78
1965	50	.301	1727	391	520	98	43	35	330	244	321	89
1964	44	.296	1484	323	440	65	57	21	280	220	248	60
1963	56	.284	1908	386	541	65	38	27	318	281	309	81
1962	50	.278	1628	365	453	70	33	17	229	297	284	66
1961	48	.320	1720	443	551	73	48	33	373	283	217	92
1960	52	.328	1825	505	598	75	64	40	396	278	244	112
1959	51	.308	1782	448	548	88	45	25	339	303	276	97

## FINAL TEAM STATS (PITCHING)

Year	G	CG	SHO	W	L	SV	IP	H	R	ER	BB	K	ERA
2020*	15	0	1	10	5	3	135.0	106	72	58	70	162	3.87
2019	56	2	1	32	24	9	489.2	565	404	338	290	409	6.21
2018	56	1	3	34	22	12	499.0	473	246	219	203	446	3.95
2017	59	2	3	38	21	11	522.0	546	303	253	207	444	4.36
2016	73	6	8	49	24	18	650.2	555	275	230	209	508	3.18
2015	55	4	5	31	24	11	491.0	507	238	208	131	328	3.81
2014	55	7	2	22	33	4	494.2	522	278	247	159	345	4.49
2013	55	4	1	34	21	16	486.0	491	280	238	161	357	4.41
2012	65	16	4	48	17	10	586.0	577	291	241	168	443	3.70
2011	60	7	4	39	21	10	534.0	495	241	212	180	438	3.57
2010	58	2	2	34	24	6	523.0	564	335	264	227	443	4.54
2009	55	0	3	30	25	13	486.1	564	355	295	215	379	5.46
2008	61	2	7	42	19	15	546.0	530	292	245	211	572	4.04
2007	59	6	6	42	17	15	526.2	516	273	228	205	541	3.90
2006	55	1	4	27	28	13	490.1	591	353	295	238	484	5.41
2005	60	3	6	39	21	15	541.1	551	317	263	217	554	4.37
2004	64	6	0	36	27	15	568.1	637	284	326	273	432	5.16
2003	58	4	5	35	23	7	519.2	599	367	295	207	413	5.11
2002	55	4	3	31	24	9	493.1	586	354	287	155	345	5.24
2001	56	1	4	33	23	16	504.1	598	363	299	204	376	5.34
2000	56	3	0	26	30	3	489.2	623	490	407	299	491	7.48
1999	56	5	2	33	23	14	501.0	604	389	334	252	448	6.00
1998	56	0	1	33	23	11	483.0	588	402	348	268	481	6.48
1997	58	5	5	32	26	8	514.0	559	358	292	219	392	5.11
1996	56	1	0	24	32	10	498.2	695	480	410	260	303	7.40
1995	56	7	1	20	35	6	487.1	621	442	346	225	299	6.39
1994	55	4	1	15	40	4	474.0	649	469	361	239	297	6.85
1993	61	6	2	35	26	13	545.2	708	465	391	289	292	6.45
1992	58	6	4	34	23	15	510.2	618	409	315	269	359	5.55
1991	59	5	1	27	32	9	517.0	633	434	351	242	409	6.11
1990	60	12	1	26	34	11	524.0	640	427	339	234	433	5.82
1989	64	22	3	45	18	8	574.2	628	321	266	204	415	4.17
1988	59	11	1	33	26	9	522.1	666	413	360	236	362	6.20
1987	60	13	1	34	26	10	533.2	616	369	293	225	357	4.94
1986	68	11	2	49	19	11	599.2	679	414	347	259	399	5.21
1985	69	13	2	47	22	14	596.0	679	449	340	289	416	5.13
1984	58	12	0	22	36	7	504.1	623	449	370	285	300	6.60
1983	56	3	1	25	31	11	492.2	579	369	273	285	288	4.99
1982	54	14	0	32	22	11	473.2	569	324	253	284	254	4.81
1981	52	13	2	30	22	10	455.0	638	383	306	260	232	6.05
1980	67	12	4	45	21	16	595.0	629	354	279	303	392	4.22
1979	68	17	0	43	25	16	590.2	711	459	350	336	298	5.33
1978	55	23	4	42	13	5	464.0	452	226	191	201	347	3.70
1977	64	17	3	38	25	10	556.0	654	391	307	267	416	4.97
1976	73	20	11	56	17	10	642.0	610	289	232	276	468	3.25
1975	57	22	6	43	13	4	496.0	488	264	215	228	380	3.90
1974	64	17	14	58	6	-	536.0	453	161	123	203	418	2.07
19													

## YEAR-BY-YEAR INDIVIDUAL HITTING LEADERS

	Batting Average	Home Runs	Runs Batted In	Stolen Bases
2020*	Ryan Holgate, .377	Matthew Dyer, 3	Matthew Dyer, 18	Jacob Blas, 6
2019	Cameron Cannon, .397	Nick Quintana, 15	Nick Quintana, 77	Donta Williams, 7
2018	Alfonso Rivas, .342	Nick Quintana, 14	Nick Quintana, 55	Cal Stevenson, 8
2017	JJ Matijevic, .383	JJ Matijevic, 10	JJ Matijevic, 65	Jared Oliva, 10
2016	Zach Gibbons, .385	Ryan Aguilar, 8	Ryan Aguilar, 56	Jared Oliva, 13
2015	Scott Kingey, .392	Bobby Dalbec, 15	Bobby Dalbec, 53	Kevin Newman, 22
2014	Scott Kingery, .354	Gilbert/Dalbec/Krause, 2	Trent Gilbert, 39	Scott Kingery, 19
2013	Brandon Dixon, .369	Brandon Dixon, 6	Brandon Dixon, 51	Brandon Dixon, 30
2012	Johnny Field, .370	Robert Refsnyder, 8	Robert Refsnyder, 66	Joey Rickard, 18
2011	Bryce Ortega, .353	Josh Garcia, 8	Robert Refsnyder, 55	Bryce Ortega, 25
2010	Steve Selsky, .370	Steve Selsky, 9	Steve Selsky, 52	Joey Rickard, 13
2009	Dillon Baird, .433	Brad Glenn, 9	Dillon Baird, 55	Bryce Ortega, 16
2008	C.J. Ziegler, .338	C.J. Zeigler, 20	C.J. Zeigler, 60	T.J. Steele, 28
2007	Bill Rhinehart, .372	C.J. Ziegler/Rhinehart, 13	Bill Rhinehart, 66	T.J. Steele, Robert Abel, 21
2006	Colt Sedbrook, .339	Brad Glenn, 10	Jason Donald, 49	Brad Boyer, 21
2005	Trevor Crowe, .403	Nick Hundley, 15	Jordan Brown, 80	Trevor Crowe, 27
2004	Trevor Crowe, .350	Jordan Brown, 13	Jordan Brown, 57	Trevor Crowe, 26
2003	Jeff Van Houten, .413	Moises Duran, 15	Jeff Van Houten, 71	Brad Boyer, 25
2002	John Hardy, .328	Chris Cunningham, 13	Chris Cunningham, 53	Brad Hassey, 15
2001	Ernie Durazo, .395	Shelley Duncan, 24	Shelley Duncan, 78	Brad Hassey, 12
2000	Ryan O'Donnell, .367	Durazo/Duncan, 11	Ernie Durazo, 51	Troy Gingrich, 25
1999	Keoni DeRenne, .361	Shelley Duncan, 20	Shelley Duncan, 68	Keoni DeRenne, 22
1998	Jason Hendricks, .364	Jason Hendricks, 15	Kenny Corley, 67	Colin Porter, 23
1997	Diego Rico, .390	Kenny Corley, 12	Kenny Corley, 55	Colin Porter, 29
1996	John Powers, .393	Kenny Corley, 11	Jeff Gjerde, 65	Diego Rico, 22
1995	Scott Kidd, .358	Menno Wickey, 9	Jeff Gjerde, 50	Menno Wickey, 20
1994	Matt Lake, .343	Menno Wickey, 7	Chris Cooper, 36	Tony Bouie, 12
1993	Robbie Moen, .388	George Arias, 23	George Arias, 75	John Tejcek, 12
1992	Chris Gump, .376	Billy Owens, 13	Robbie Moen, 50	John Tejcek, 14
1991	Robbie Moen, .402	Billy Owens, 12	Billy Owens, 63	Damon Mashore, 28
1990	Damon Mashore, .352	Jack Johnson, 9	Troy Bradford, 52	Damon Mashore, 17
1989	J.T. Snow, .359	Alan Zinter, 18	Alan Zinter, 81	Damon Mashore, 22
1988	Trevor Hoffman, .371	Devereaux/Halcovich, 12	Shermet/Zinter, 55	Kevin Long, 15
1987	Chip Hale, .383	Gary Alexander, 18	Gary Alexander, 55	Dave Shermet, 19
1986	Steve Strong, .396	Todd Trafton, 15	Mike Senne, 80	Tommy Hinz, 45
1985	Todd Trafton, .369	Gar Millay, 11	Todd Trafton, 74	Tommy Hinz, 43
1984	Bob Ralston, .363	Conveney/Trafton, 6	David Cooper, 47	Patrick Coveney, 13
1983	Bob Ralston, .336	Three tied with 6	Kevin Ward, 43	Randy Hayes, 14
1982	Kevin Ward, .403	Bagnall/Vosberg, 4	Kevin Ward, 46	Kevin Ward, 14
1981	Garrett Nago, .376	Mike Querrey, 5	Mike Querrey, 51	Dwight Taylor, 34
1980	Terry Francona, .401	Wes Clements, 14	Terry Francona, 84	Dwight Taylor, 42
1979	Clark Crist, .379	Wes Clements, 14	Terry Francona, 81	John Moses, 26
1978	Brad Mills, .435	Les Pearsey, 16	Les Pearsey, 65	Terry Francona, 11
1977	Lynn Garrett, .380	Bob Woodside, 17	Bob Woodside, 72	Don Zimmerman, 18
1976	Dave Stegman, .425	Ken Bolek, 11	Ron Hassey, 84	Dave Stegman, 26
1975	Steve Powers, .404	Mike Gatlin, 12	Mike Gatlin, 75	Dave Stegman, 36
1974	Ron Hassey, .421	Dennis Haines, 14	Ron Hassey, 86	Dave Stegman, 19
1973	Marve Thompson, .356	Marty Reid, 4	Jim Filippelli, 31	Marve Thompson, 11
1972	John Glenn, .438	Dennis Haines, 9	Dennis Haines, 39	Jim Filippelli, 8
1971	John Glenn, .404	Steve Mikulic, 3	Steve Mikulic, 44	John Glenn, 19
1970	Steve Ballard, .386	Four tied with 4	Steve Mikulic, 56	Rod O'Brien, 16
1969	Jim Williams, .350	Dave Prest, 5	Jim Williams, 35	Rich Hinton, 8
1968	Jerry Stitt, .366	Dave Prest, 5	Jerry Stitt, 29	Terry DeWald, 23
1967	Eddie Leon, .340	Eddie Leon, 4	Eddie Leon, 33	Terry DeWald, 28
1966	Scott Nielsen, .378	Eddie Leon, 8	Eddie Leon, 75	Ken Kurtz, 25
1965	Eddie Southard, .370	Eddie Leon, 8	Eddie Leon, 50	Eddie Southard, 22
1964	Frank Smith, .394	John Fouse, 7	John Fouse, 48	Hector Barnette, 10
1963	Ron Theobald, .366	Robert Maxwell, 6	Ron Theobald, 56	Craig Morrison, 15
1962	Joe Skaisgir, .362	Bill Brown, 5	Leo Tosto, 31	Craig Morrison, 14
1961	Joe Skaisgir, .425	Bill Barraclough, 6	Charles Shoemaker, 51	Bill Barraclough, 24
1960	Alan Hall, .390	Alan Hall, 13	Alan Hall, 62	Charles Shoemaker, 20
1959	Charles Shoemaker, .390	Matt Encinas, 7	Alan Hall, 44	Charles Shoemaker, 22
1958	Richard Griesser, .374	Leek/Messick, 7	Genett Leek, 51	Genett Leek, 19
1957	Tom Clarkson, .446	Craig Sorensen, 9	Tom Clarkson, 64	Craig Sorensen, 19
1956	Don McGinnis, .399	McGinnis/Sorensen, 8	Don McGinnis, 67	Lee Myers, 29
1955	Craig Sorensen, .392	Craig Sorensen, 11	Don Gile, 50	Russ Gragg, 30
1954	Russ Gragg, .387	McMullan/Thomas, 5	Russ Gragg, 43	Russ Gragg, 23
1953	Eddie Aros, .363	Eddie Aros, 4	Eddie Aros, 47	Hugh McMullan, 19
1952	Lloyd Jenney, .456	Lloyd Jenney, 6	Lloyd Jenney, 42	Hugh McMullan, 29
1951	Mark Delay, .377	Cliff Myrick, 4	Cliff Myrick, 39	
1950	Nils Johansson, .397	Chet Vasey, 5	Tony Morales, 39	Roger Johnson, 14

\*2020 season cut short due to COVID-19 pandemic

## YEAR-BY-YEAR INDIVIDUAL PITCHING LEADERS

	Wins	ERA	Strikeouts	Saves
2020*	Garrett Irvin, 4	Chandler Murphy, 2.70	Garrett Irvin, 28	Vince Vannelle, 2
2019	Flanagan/Labaut, 8	Quinn Flanagan, 4.92	Randy Labaut, 79	Weems/Vannelle, 2
2018	Deason/Aguilera/Flynn, 6	Cody Deason, 2.87	Cody Deason, 84	Taylor Megill, 6
2017	C. Ming/J. Cloney, 7	Cameron Ming, 2.78	JC Cloney, 71	Taylor Megill, 3
2016	Nathan Bannister, 12	JC Cloney, 2.45	Nathan Bannister, 114	Bobby Dalbec, 7
2015	Nathan Bannister, 7	Rio Gomez, 0.86	Cody Hamlin, 61	Bobby Dalbec, 5
2014	James Farris, 6	Bobby Dalbec, 2.13	James Farris, 100	Dalbec/Moffett, 2
2013	Tyler Crawford, 7	Augey Bill, 1.98	James Farris, 73	Mathew Troupe, 9
2012	Kurt Heyer, 13	Kurt Heyer, 2.24	Kurt Heyer, 113	Mathew Troupe, 6
2011	Kyle Simon, 11	Kurt Heyer, 2.41	Kurt Heyer, 134	Matt Chaffee, 7
2010	Kyle Simon, 8	Kurt Heyer, 3.26	Kurt Heyer, 109	Nick Cunningham, 3
2009	Preston Guilmet, 6	Preston Guilmet, 3.74	Preston Guilmet, 93	Jason Stoffel, 11
2008	David Coulon, 8	Daniel Schlereth, 1.81	Preston Guilmet, 93	Jason Stoffel, 13
2007	Preston Guilmet, 12	Preston Guilmet, 1.87	Preston Guilmet, 146	Daniel Schlereth, 8
2006	Brad Mills, 6	Brad Mills, 4.70	Preston Guilmet, 87	Daniel Schlereth, 7
2005	J. Meloan, K. Guyette, 10	Mark Melancon, 2.58	J. Meloan, K. Guyette, 130	Mark Melancon, 11
2004	John Meloan, 10	Mark Melancon 4.33	Koley Kolberg, 123	Derek Rodriguez, 7
2003	Rierson/R. Gardner, 9	Richie Gardner, 4.49	Richie Gardner, 96	Meloan/Guyette, 2
2002	Sean Rierson, 7	Sean Rierson, 4.69	Joe Little, 83	Brian Anderson, 4
2001	Marc Kaiser, 8	Sean Rierson, 4.66	Marc Kaiser, 70	Daryl DeSalvo, 5
2000	Ben Diggins, 10	Ben Diggins, 3.83	Ben Diggins, 127	Tony Milo, 3
1999	Ben Diggins, 8	Josh Pearce, 5.48	Josh Pearce, 100	Tony Milo, 4
1998	Tony Milo, 8	James Johnson, 5.07	James Johnson, 116	Ryan Moskau, 8
1997	Rob Shabansky, 8	Rob Shabansky, 3.86	Darrell Hussman, 75	Ryan Moskau, 6
1996	Matt Hendren, 7	Ben White, 4.62	Tyler Haddix, 63	Ben White, 6
1995	Ryan Frace, 4	Ryan Frace, 5.70	Ryan Frace, 63	Jason Frierott, 5
1994	Brown/White, 4	Steve Arffa, 4.54	Steve Arffa, 64	Four tied with 1
1993	Arffa/Brown, 6	Tod Brown, 3.90	Ryan Frace, 48	Tod Brown, 8
1992	Mike Schiefelbein, 8	Tim Schweitzer, 3.20	Mike Schiefelbein, 104	Carlos Rico, 10
1991	Matt Figueroa, 7	Carlos Rico, 4.68	Matt Figueroa, 78	Ingram/Rico, 3
1990	Bradford/Dickson, 7	Lance Dickson, 3.46	Lance Dickson, 141	Barry Johnson, 6
1989	Scott Erickson, 18	Scott Erickson, 3.49	Scott Erickson, 116	David Blake, 4
1988	Frank Halcovich, 7	Frank Halcovich, 5.11	Heath Lane, 67	Barry Ledbetter, 4
1987	Gil Heredia, 10	Gil Heredia, 4.03	Gil Heredia, 94	David Blake, 4
1986	Gil Heredia, 16	Gary Alexander, 4.58	Gil Heredia, 95	James McDonald, 4
1985	Joe Magrane, 13	Joe Magrane, 3.62	Joe Magrane, 133	Joe Estes, 10
1984	Joe Magrane, 9	Joe Magrane, 4.21	Joe Magrane, 111	Walter Dill, 5
1983	Ed Vosberg, 10	Ed Vosberg, 3.24	Joe Magrane, 63	Doug Scherer, 4
1982	Scherer/Sismondo, 8	Doug Scherer, 3.43	Ed Vosberg, 78	Tylert Lawton, 4
1981	Ed Vosberg, 8	Ed Vosberg, 4.73	Ed Vosberg, 55	Tylert Lawton, 5
1980	Ron Sismondo, 10	Greg Bargar, 3.19	Ed Vosberg, 83	Greg Bargar, 6
1979	Ron Sismondo, 11	Craig Lefferts, 3.68	Craig Lefferts, 89	Bill Kinneberg, 6
1978	David Crutcher, 11	Craig Chamberlain, 2.86	David Crutcher, 92	Raymon Murillo, 3
1977	Crutcher/Murillo, 10	Chuck McMichael, 3.00	David Crutcher, 124	Mark Arnold, 4
1976	Craig Gioia, 15	Craig Gioia, 2.42	Steve Powers, 117	Chuck Zophi, 5
1975	Steve Powers, 13	Steve Powers, 1.61	Steve Powers, 102	Leafman/Powers, 1
1974	Dave Breuker, 15	Dave Breuker, 1.86	Dave Breuker, 110	Steve Powers, 3
1973	Breuker/Godfrey, 8	Dave Breuker, 2.67	Dave Breuker, 70	John Roslund, 4
1972	Bob Beach, 7	Jim Burnes, 3.23	Dave Breuker, 91	John Roslund, 2
1971	Beach/Davis, 6	Mike Gray, 3.53	Bob Beach, 82	Mike Gray, 5
1970	Leon Hooten, 12	Leon Hooten, 3.18	Leon Hooten, 123	Mickey O'Hara, 5
1969	Rich Hinton, 14	Rich Hinton, 1.07	Rich Hinton, 126	Bob Bridges, 3
1968	Tim Plodinec, 11	Alan Mieran, 1.94	Hinton/Plodinec, 100	Bryan Shields, 1
1967	Rich Hinton, 8	Pat O'Brien, 1.73	John Hosmer, 75	Kennedy/Udell, 2
1966	Robert O'Brien, 12	Robert O'Brien, 1.25	Robert O'Brien, 128	Hollis Phillips, 4
1965	John Fouse, 12	Jim Nichols, 1.35	John Fouse, 127	Phillips/Spahn, 1
1964	Jim Nichols, 8	Sherwin Scott, 2.48	Jim Nichols, 98	Three with 2
1963	Jim Nichols, 10	Jim Nichols, 2.05	Jim Nichols, 145	Charles Holliker, 4
1962	Dan Schneider, 13	Dan Schneider, 1.30	Dan Schneider, 186	George Mies, 3
1961	Miles Zellar, 10	Marvin Dutt, 2.32	Miles Zellar, 111	Four tied with 1
1960	Jim Ward, 13	Gordon Bergthold, 1.66	Jim Ward, 136	Miles Zellar, 3
1959	Dave Baldwin, 10	Jim Ward, 2.36	Dave Baldwin, 143	Miles Zellar, 4
1958	Jim Ward, 10	Norm Popkin, 2.36	Dave Baldwin, 87	Norm Popkin, 2
1957	Ikeda/Morago, 8	Burdette Morago, 3.33	Burdette Morago, 99	Masumi Ikeda, 2
1956	Don Lee, 15	Don Lee, 1.14	Carl Thomas, 179	
1955	Lee/Rincon, 10	Ben Rincon, 1.53	Don Lee, 122	Ben Rincon, 2
1954	Carl Thomas, 12	Carl Thomas, 1.76	Carl Thomas, 146	Three tied with 1
1953	Eddie Moraga, 8	Hugh McMullan, 2.91	Eddie Moraga, 78	Ben Rincon, 1
1952	Moraga/Risher, 7	Dick Corrigan, 4.10	Robbin Risher, 65	Four tied with 1
1951	Corrigan/Risher, 7	Dick Corrigan, 1.80	Robbin Risher, 62	
1950	Brad Tolson, 10	Brad Tolson, 3.18	Brad Tolson, 86	

\*2020 season cut short due to COVID-19 pandemic

# HONORS AND AWARDS

## COLLEGE BASEBALL HALL OF FAME

2012	Frank Sancet	
2011	Terry Francona	
2007	Jerry Kindall	

## GOLDEN SPIKES AWARD

1980	Terry Francona	OF
------	----------------	----

## GOLDEN SPIKES AWARD FINALISTS

1989	Alan Zinter	C
2005	Trevor Crowe	OF

## SPORTING NEWS PLAYER OF THE YEAR

1980	Terry Francona	OF
------	----------------	----

## SPORTING NEWS COACH OF THE YEAR

1980	Jerry Kindall	
------	---------------	--

## COLLEGIATE BASEBALL COACH OF THE YEAR

1980	Jerry Kindall	
1986	Jerry Kindall	
2012	Andy Lopez	

## ABCA COACH OF THE YEAR

1976	Jerry Kindall	
1980	Jerry Kindall	
1986	Jerry Kindall	
2012	Andy Lopez	
2016	Jay Johnson (West Region)	

## ABCA GOMEZ AWARD

1964	Pop McKale	
1999	Jerry Kindall	

## JOHNNY BENCH AWARD FINALIST

2005	Nick Hundley	C
------	--------------	---

## ROGER CLEMENS AWARD SEMIFINALIST

2007	Preston Guilmet	P
------	-----------------	---

## ROTARY SMITH AWARD SEMIFINALIST

1998	Jason Hendricks	OF
------	-----------------	----

## NCBWA DICK HOWSER TROPHY SEMIFINALIST

2013	Brandon Dixon	3B
2015	Bobby Dalbec	3B/P

## GREGG OLSON AWARD SEMIFINALIST

2014	Scott Kingery	OF
------	---------------	----

## JOHN OLERUD AWARD SEMIFINALIST

2015	Bobby Dalbec	3B/P
2016	Bobby Dalbec	3B/P

## BASEBALL AMERICA ALL-AMERICANS

1984	Bob Ralston (1st)	2B
1985	Joe Magrane (3rd)	P
1986	Gil Heredia (3rd)	P
1989	Alan Zinter (1st)	C
	Scott Erickson (1st)	P
	Kevin Long (2nd)	OF
1991	Damon Mashore (2nd)	OF
1993	George Arias (2nd)	3B
	Jason Thompson (2nd)	DH
	Willie Morales (3rd)	C
2000	Ben Diggins (1st)	UT
	Keoni DeRenne (3rd)	SS
2001	Shelley Duncan (1st)	OF
2003	Brian Anderson (2nd)	OF
2005	Trevor Crowe (1st)	OF
	Nick Hundley (2nd)	C
2007	Preston Guilmet (1st)	P
2012	Kurt Heyer (2nd)	P
	Alex Mejia (2nd)	SS
2015	Scott Kingery (1st)	2B
	Bobby Dalbec (2nd)	3B/RHP
	Kevin Newman (3rd)	SS
2017	JJ Matijevec (2nd)	DH
2019	Cameron Cannon (1st)	2B

## ABCA ALL-AMERICANS

1950	Robert Murray (1st)	C
	Tony Morales (3rd)	1B
1951	Roger Johnson (2nd)	OF
1952	Lloyd Jenney (2nd)	C
	Roger Johnson (3rd)	OF
1954	Russ Gragg (2nd)	1B
	Carl Thomas (3rd)	P
	Carl Thomas (1st)	P
1955	Russ Gragg (2nd)	1B
	Craig Sorensen (3rd)	3B
1956	Don Lee (1st)	P
	Carl Thomas (2nd)	P
1957	Tom Clarkson (1st)	OF
	Craig Sorensen (3rd)	3B
1958	Dick Griesse (1st)	OF
	Harry Messick (2nd)	1B
1959	Matt Encinas (1st)	OF
	Alan Hall (2nd)	C
	Charles Shoemaker (3rd)	2B
1960	Alan Hall (1st)	C
	Charles Shoemaker (2nd)	2B
	Bill Barraclough (3rd)	OF
1961	Charles Shoemaker (1st)	2B
	Joe Skaisgir (2nd)	1B
	Bill Barraclough (2nd)	OF
1962	Dan Schneider (1st)	P
	Joe Skaisgir (3rd)	OF
1963	Ron Theobald (2nd)	2B
1966	Eddie Leon (1st)	SS
	Pat O'Brien (3rd)	P
1967	Eddie Leon (1st)	SS
1968	Tim Plodinec (1st)	P
	Jerry Stitt (1st)	OF
1970	Steve Mikulic (1st)	OF
	J. Ray Rokey (3rd)	C
1972	John Glenn (1st)	OF
1974	Dave Breuker (2nd)	P
	Ron Hassey (2nd)	3B
	Dave Stegman (3rd)	OF
1975	Dave Stegman (1st)	OF
	Steve Powers (2nd)	DH
1976	Dave Stegman (1st)	OF
1978	Brad Mills (2nd)	3B
1980	Terry Francona (1st)	OF
1983	Ed Vosberg (2nd)	UT
1989	Alan Zinter (2nd)	C
1993	George Arias (2nd)	3B
2001	Shelley Duncan (2nd)	OF
2003	Brian Anderson (3rd)	OF
2005	Trevor Crowe (1st)	OF
2007	Preston Guilmet (2nd)	P
2012	Alex Mejia (1st)	SS
	Kurt Heyer (2nd)	P
2015	Scott Kingery (1st)	2B
	Kevin Newman (2nd)	SS
	Bobby Dalbec (3rd)	3B
2016	Zach Gibbons (2nd)	OF
	Cody Ramer (2nd)	2B
2017	JJ Matijevec (3rd)	1B
2019	Nick Quintana (3rd)	3B

## NCBWA ALL-AMERICANS

1998	Erik Mattern (3rd)	2B
1999	Keoni DeRenne (2nd)	SS
2005	Trevor Crowe (2nd)	OF
	Jordan Brown (3rd)	1B
2007	Preston Guilmet (2nd)	P
2012	Kurt Heyer (2nd)	P
2015	Scott Kingery (2nd)	2B
	Kevin Newman (3rd)	SS
2017	Alfonso Rivas (2nd)	DH
2019	Cameron Cannon (1st)	2B
	Nick Quintana (3rd)	3B

## COLLEGIATE BASEBALL ALL-AMERICANS

1991	Damon Mashore (3rd)	OF
1993	George Arias (1st)	3B
1993	Robbie Moen (2nd)	OF
1993	Willie Morales (3rd)	C
1993	Jason Thompson (3rd)	DH
2000	Ben Diggins (2nd)	UT
2001	Shelley Duncan (1st)	OF
2003	Brian Anderson (3rd)	OF

2005	Trevor Crowe (1st)	OF
	Nick Hundley (2nd)	C
	Jordan Brown (3rd)	1B
2007	Preston Guilmet (1st)	P
2008	Daniel Schlereth (3rd)	P
2009	Dillon Baird (2nd)	1B
2011	Kurt Heyer (3rd)	P
2012	Alex Mejia (1st)	SS
	Kurt Heyer (2nd)	P
	Seth Mejias-Brean (3rd)	3B
2013	Brandon Dixon (3rd)	3B
2015	Scott Kingery (3rd)	2B
	Kevin Newman (3rd)	SS
2016	Nathan Bannister (2nd)	P
2017	JJ Matijevec (2nd)	1B
	Jared Oliva (2nd)	OF
2019	Cameron Cannon (2nd)	2B
	Nick Quintana (2nd)	3B
2020	Austin Wells (2nd)	C

## COLLEGE BASEBALL FOUNDATION ALL-AMERICANS

2019	Cameron Cannon (2nd)	2B
------	----------------------	----

## THE SPORTING NEWS ALL-AMERICANS

1965	Eddie Leon	SS
1966	Eddie Leon	SS
	Pat O'Brien	P
1974	Dennis Haines	C
1975	Dave Stegman	OF
1976	Dave Stegman	OF
1980	Wes Clements	1B
	Terry Francona	OF
1989	Alan Zinter	C
1993	George Arias	3B
	Robbie Moen	OF
1998	Erik Mattern (3rd)	2B
2001	Shelley Duncan (1st)	OF

## USA TODAY/SPORTS WEEKLY ALL-AMERICANS

2003	Brian Anderson (2nd)	OF
2005	Trevor Crowe (1st)	OF
	Jordan Brown (2nd)	1B

## SMITH SUPER TEAM

1995	Jeff Gjerde (HM)	1B
1996	Jeff Gjerde (HM)	1B

## D1BASEBALL ALL-AMERICANS

2015	Scott Kingery (1st)	2B
	Kevin Newman (2nd)	SS
2017	JJ Matijevec (3rd)	1B
2019	Cameron Cannon (3rd)	SS

## BASEBALL AMERICA FRESHMAN ALL-AMERICANS

1999	Ben Diggins (1st)	P
	Shelley Duncan (1st)	P
2001	Marc Kaiser (2nd)	UT
2003	Brad Boyer (1st)	3B
2004	Jason Donald (2nd)	SS
2012	Riley Moore (1st)	C
2017	Nick Quintana (2nd)	3B
2019	Austin Wells (1st)	C
	Dayton Dooney (2nd)	DH

## COLLEGIATE BASEBALL FRESHMAN ALL-AMERICANS

1998	Keoni DeRenne (1st)	SS
	Shelley Duncan (1st)	OF
	Ben Diggins (HM)	P
2001	Brian Anderson (1st)	OF
	Marc Kaiser (HM)	P
	Sean Riersen (HM)	P
2002	John Hardy (HM)	SS
2003	Brad Boyer (1st)	3B
	Trevor Crowe (1st)	OF
	Nick Hundley (1st)	C
	Derek Decater (1st)	OF
2004	Jason Donald (1st)	SS
2005	Eric Berger (1st)	P
2007	Dwight Childs (1st)	C
2009	Jett Bandy	INF/C
	Steve Selsky	OF
2010	Kurt Heyer	P
2011	Johnny Field	OF

# HONORS AND AWARDS (cont.)

2021  
WILDCATS

2020  
REVIEW

PAC-12  
OPPONENTS

HISTORY &  
RECORDS

HI CORBETT  
FIELD

2013	Kevin Newman	SS
2014	Bobby Dalbec	3B/P
2017	Nick Quintana	3B
2019	Austin Wells	C
	Dayton Dooney	DH
2020	Chandler Murphy	P
	Mac Bingham	OF

### D1 BASEBALL FRESHMAN ALL-AMERICANS

2019	Austin Wells (1st)	C
	Dayton Dooney (2nd)	DH

### NCBWA FRESHMAN ALL-AMERICANS

2019	Austin Wells (1st)	C
	Dayton Dooney (1st)	DH

### PERFECT GAME FRESHMAN ALL-AMERICANS

2019	Austin Wells	C
	Dayton Dooney	DH

### THE SPORTING NEWS FRESHMAN ALL-AMERICANS

1998	Keoni DeRenne (2nd)	SS
------	---------------------	----

### ABCA ALL-REGION

2003	Brian Anderson (1st)	OF
2005	Trevor Crowe (1st)	OF
	Jordan Brown (1st)	1B
	Nick Hundley (2nd)	C
2007	Preston Guilmet	P
2009	Dillon Baird (2nd)	1B
2010	Steve Selsky (2nd)	OF
2011	Cole Frenzel (1st)	1B
	Robert Refsnyder (1st)	OF
2012	Kurt Heyer (1st)	P
	Alex Mejia (1st)	SS
	Seth Mejias-Brean (2nd)	3B
	Robert Refsnyder (2nd)	OF
2015	Bobby Dalbec (1st)	3B/P
	Scott Kingery (1st)	2B
	Kevin Newman (1st)	SS
2016	Zach Gibbons (1st)	OF
	Cody Ramer (1st)	2B
2017	JJ Matijevic (1st)	1B
	Jared Oliva (1st)	OF
	Alfonso Rivas (2nd)	DH
2019	Nick Quintana (1st)	3B

### COSIDA ACADEMIC ALL-AMERICANS

1970	Jim Williams	3B
1998	Jason Hendricks (1st)	OF
2005	John Meloan (3rd)	P

### COSIDA ACADEMIC ALL-DISTRICT 8

1996	Kenny Corley	1B
1997	Kenny Corley	1B
1998	Kenny Corley	1B
	Jason Hendricks	OF
2002	Chris Goodman	P
2005	John Meloan	P
2007	Brad Mills	P

### COLLEGE WORLD SERIES MVP

1976	Steve Powers	DH/P
1980	Terry Francona	OF
1986	Mike Senne	OF
2012	Robert Refsnyder	OF

### COLLEGIATE BASEBALL NATIONAL PLAYER OF THE WEEK

1994	Steve Arffa (5/22)	P
1998	Jason Hendricks (2/9)	OF
	Rob Shabansky (2/16)	P
	Jason Hendricks (3/16)	OF
1999	Shelley Duncan (2/15)	OF
2000	Ben Diggins (2/28)	P/DH
2003	Sean Rierson (2/18)	P
2005	John Meloan (2/7)	P
2007	Preston Guilmet (2/5)	P
	Preston Guilmet (4/16)	P
	Preston Guilmet (5/7)	P
2010	Kurt Heyer (2/22)	P
	Kurt Heyer (4/19)	P

2011	Kyle Simon (2/21)	P
2012	Bobby Brown (4/30)	DH

### NCAA.COM PLAYER OF THE WEEK

2014	Trent Gilbert (3/9)	2B
------	---------------------	----

### PAC-10 SOUTH PLAYER OF THE YEAR

1980	Terry Francona	OF
1987	Chip Hale	2B
1989	Scott Erickson	SP
	Alan Zinter	C

### PAC-10/12 PLAYER OF THE YEAR

2005	Trevor Crowe	OF
2012	Alex Mejia	SS
2015	Scott Kingery	2B

### PAC-10/12 PITCHER OF THE YEAR

2007	Preston Guilmet	P
------	-----------------	---

### PAC-12 DEFENSIVE PLAYER OF THE YEAR

2012	Alex Mejia	SS
------	------------	----

### PAC-12 FRESHMAN OF THE YEAR

2019	Austin Wells	C
------	--------------	---

### PAC-10 SOUTH COACH OF THE YEAR

1980	Jerry Kindall	
1989	Jerry Kindall	
1992	Jerry Kindall	

### PAC-12 COACH OF THE YEAR

2012	Andy Lopez	
------	------------	--

### FIRST-TEAM ALL-PAC-10 SOUTH

1979	Craig Lefferts	P
	Terry Francona	OF
	Brad Mills	DH
	Clark Crist	UT
1980	Wes Clements	1B
	John Moses	OF
	Terry Francona	OF
	Dwight Taylor	OF
1981	Ed Vosberg	P
1982	Kevin Ward	OF
1983	Ed Vosberg	P
	Dave Landrith	C
	Bobby Ralston	SS
1984	Bobby Ralston	INF
1985	Joe Magrane	P
	Todd Trafton	1B
1986	Gil Heredia	P
	Todd Trafton	INF
	Mike Senne	OF
	Steve Strong	DH
1987	Gil Heredia	SP
	Steve Strong	C
	Chip Hale	INF
1988	Kevin Long	OF
	Frank Halcovich	UT
1989	Scott Erickson	SP
	J.T. Snow	1B
	Trevor Hoffman	INF
	Kevin Long	OF
	Alan Zinter	C
1990	Troy Bradford	UT
1991	Damon Mashore	OF
	Robbie Moen	DH
1992	Jason Bates	INF
	John Tejcek	OF
	Carlos Rico	RP
1993	Willie Morales	C
	George Arias	INF
	Todd Landry	INF
	Robbie Moen	OF
	John Tejcek	OF
	Jason Thompson	DH
1995	Scott Kidd	2B
1996	John Powers	2B
1998	Erik Mattern	2B
	Colin Porter	OF

### FIRST-TEAM ALL-PAC-10/12

1999	Keoni DeRenne	SS
2000	Keoni DeRenne	SS
	Ben Diggins	UT
	Troy Gingrich	OF
2001	Shelley Duncan	OF
	Ernie Durazo	1B
2002	Brad Hassey	SS
2003	Brian Anderson	OF
	Brad Boyer	3B
	Richie Gardner	SP
	Jeff Van Houten	OF
2004	Trevor Crowe	OF
2005	Trevor Crowe	OF
	Jordan Brown	1B
	Nick Hundley	C
	Mark Melancon	RHP
	Jeff Van Houten	OF
2007	Preston Guilmet	P
	Bill Rhinehart	OF
2008	Jon Gaston	OF
	Preston Guilmet	P
	Daniel Schlereth	P
	T.J. Steele	OF
	Jason Stoffel	P
2009	Dillon Baird	1B
	Dwight Childs	C
	Bryce Ortega	SS
2010	Jett Bandy	C
	Kurt Heyer	P
	Steve Selsky	OF
2011	Cole Frenzel	1B
	Kurt Heyer	P
	Alex Mejia	SS
	Joey Rickard	OF
	Robert Refsnyder	OF
	Kyle Simon	P
2012	Bobby Brown	DH
	Johnny Field	OF
	Kurt Heyer	P
	Alex Mejia	SS
	Seth Mejias-Brean	3B
	Robert Refsnyder	OF
2013	Johnny Field	OF
	Brandon Dixon	3B
	Kevin Newman	SS
2014	Scott Kingery	OF
	Kevin Newman	SS
2015	Bobby Dalbec	3B/P
	Scott Kingery	2B
	Kevin Newman	SS
2016	Ryan Aguilera	1B
	Nathan Bannister	SP
	Bobby Dalbec	RP
	Zach Gibbons	OF
	Cody Ramer	2B
2017	JC Cloney	SP
	JJ Matijevic	1B
	Jared Oliva	OF
	Alfonso Rivas	DH
	Cesar Salazar	C
2018	Nick Quintana	INF
	Alfonso Rivas	OF
	Cesar Salazar	C
2019	Nick Quintana	3B
	Cameron Cannon	2B

### PAC-12 ALL-DEFENSIVE TEAM

2014	Kevin Newman	SS
2015	Bobby Dalbec	3B
	Scott Kingery	2B
	Kevin Newman	SS
2019	Donta Williams	OF

### PAC-10/12 PLAYER OF THE WEEK

1981	Tommy Barrett (3/20)	2B
1984	Joe Magrane (2/13)	SP
1985	Todd Trafton (2/25)	1B
	Joe Magrane (3/11)	SP
	Gar Millay (3/25)	3B
1986	Steve Strong (4/21)	C
1987	Chip Hale (2/3)	3B
	Chip Hale (3/16)	3B
	Chip Hale (5/3)	3B

# HONORS AND AWARDS (cont.)

1988	Todd Devereaux (2/16)	OF	Sean Rierson (3/11)	SP	Riley Moore (HM)	C
	Todd Devereaux (4/11)	OF	Richie Gardner (3/25)	SP	2014 Xavier Borde (HM)	LHP
	Kevin Long (4/25)	OF	2004 Koley Kolberg (3/2)	SP	Trent Gilbert (HM)	2B
1989	Alan Zinter (3/14)	C	Scott Burns (5/4)	RP	Scott Kingery (HM)	OF
	Alan Zinter (4/17)	C	2005 Mark Melancon (3/15)	RP	2015 Xavier Borde (HM)	LHP
	Alan Zinter (4/24)	C	John Meloan (3/22)	SP	Cody Hamlin (HM)	RHP
	Todd Devereaux (5/15)	OF	Kevin Guyette (4/5)	SP	Scott Kingery (HM)	2B
1990	Troy Bradford (3/5)	DH	2006 David Coulon (5/29)	SP	Cody Moffett (HM)	LHP
1991	J.J. Northam (3/26)	2B	2007 Preston Guilmet (2/13)	SP	Riley Moore (HM)	C
	Damon Mashore (4/9)	OF	Preston Guilmet (3/13)	SP	Kevin Newman (HM)	SS
	Marc Lavoie (4/30)	DH	Preston Guilmet (4/17)	SP	2017 Kyle Lewis (1st)	2B
1992	Chris Gump (3/30)	2B	Preston Guilmet (5/8)	SP	Louis Boyd (1st)	SS
1993	Jason Thompson (3/2)	DH	2008 David Coulon (3/11)	SP	Michael Flynn (HM)	RHP
	Willie Morales (3/30)	C	Ryan Perry (4/15)	RP	2018 Michael Flynn (HM)	RHP
	Todd Landry (5/3)	1B	Preston Guilmet (4/29)	SP	2019 Blake Paugh (1st)	OF
1995	Diego Rico (2/21)	OF	2009 Jason Stoffel (3/17)	RP	Quinn Flanagan (1st)	RHP
	Jake Thrower (5/1)	SS	Preston Guilmet (4/28)	SP	Tate Soderstrom (HM)	OF
1998	Jason Hendricks (2/3)	OF	2010 Kurt Heyer (2/22)	SP		
	Jason Hendricks (2/10)	OF	Kurt Heyer (4/19)	SP	<b>PAC-12 SPRING ACADEMIC HONOR ROLL</b>	
	Colin Porter (4/27)	OF	2011 Kurt Heyer (4/4)	SP	2020 Jacob Blas	INF
1999	Shelley Duncan (2/16)	OF	Kyle Simon (5/16)	SP	Quinn Flanagan	P
	Keoni DeRenne (4/12)	SS	2012 Kurt Heyer (3/7)	SP	Blake Paugh	OF
2001	Ernie Durazo (3/19)	1B	Konner Wade (4/2)	SP	Austin Wells	C
	Matt Abram (4/9)	2B	Kurt Heyer (5/14)	SP		
	Shelley Duncan (4/16)	OF	Kurt Heyer (5/28)	SP	<b>ALL-WESTERN ATHLETIC CONFERENCE</b>	
	Shelley Duncan (5/21)	OF	2013 James Farris (2/19)	SP	1964 Frank Smith	INF
2003	Jeff Van Houten (3/18)	OF	2016 Nathan Bannister (4/11)	SP	Scott Nielsen	OF
	Jeff Van Houten (4/8)	OF	Nathan Bannister (4/25)	SP	John Fouso	OF
2004	Jordan Brown (5/11)	1B	2018 Cody Deason (5/7)	SP	Jim Nichols	P
	Trevor Crowe (5/18)	OF			1965 Frank Smith	INF
	Nick Hundley (6/1)	C			Eddie Leon	INF
2005	Trevor Crowe (2/26)	OF	<b>ACADEMIC ALL-PAC-10 SOUTH</b>		Eddie Southard	OF
	Jordan Brown (3/29)	1B	1992 Mike Schiefelbein (1st)	SP	John Fouso	P
	Trevor Crowe (5/10)	OF	Danny Baker (HM)	RP	Ed Bayne	1B
	Brad Boyer (5/24)	2B	1993 Jason Thompson (1st)	DH	Ken Kurtz	2B
2007	Brad Glenn (2/13)	3B	1994 Ryan Frace (1st)	SP	Eddie Leon	3B
	Jon Gaston (4/3)	OF	Robert Frisbee (1st)	C	Eddie Southard	OF
	T.J. Steele (5/8)	OF	Mike Schiefelbein (1st)	SP	Pat O'Brien	P
	Bill Rhinehart	OF	1996 Kenny Corley (1st)	DH		
2009	Bobby Coyle (5/5)	OF	John Powers (1st)	2B	<b>ALL-WESTERN ATHLETIC CONFERENCE SOUTH</b>	
	Dillon Baird (5/26)	1B	Tom King (2nd)	C	1967 Terry DeWald	2B
2010	Joey Rickard (3/15)	OF	1997 Kenny Corley (1st)	1B	Eddie Leon	SS
	Jett Bandy (3/22)	C	Tom King (2nd)	DH	Jerry Stitt	OF
	Steve Selsky (3/29)	OF	Jason Hendricks (HM)	OF	Rich Hinton	P
2011	Bobby Rinard (5/30)	OF	1998 Kenny Corley (1st)	1B	Steve Ballard	SS
2012	Seth Mejias-Brean (3/19)	3B	Jason Hendricks (1st)	OF	Jerry Stitt	OF
	Johnny Field (5/14)	OF	Tony Milo (1st)	SP	Dave Prest	OF
	Johnny Field (5/28)	OF			Tim Plodinec	P
2013	Trent Gilbert (4/1)	2B	<b>ACADEMIC ALL-PAC-10/12</b>		1969 Jim Williams	3B
	Kevin Newman (5/27)	SS	1999 Tony Milo (2nd)	SP	Paul Ray Powell	OF
2014	Scott Kingery (2/25)	OF	2000 Tony Milo (1st)	SP	Dave Prest	OF
2015	Scott Kingery (2/16)	OF	Robert Schulz (2nd)	SP	Rich Hinton	P
2016	Alfonso Rivas (3/1)	OF	2001 Ken Riley (2nd)	C	Rod O'Brien	1B
	Bobby Dalbec (3/21)	3B/P	Matt Abram (HM)	2B	Steve Mikulic	OF
2017	Nick Quintana (2/21)	3B	2003 John Hardy (HM)	SS	Dave Prest	OF
	JJ Matijevec (4/10)	1B	2004 John Meloan (2nd)	SP	J. Ray Rokey	C
	Cal Stevenson (5/8)	OF	Scott Burns (HM)	RP	Leon Hooten	P
2019	Nick Quintana (5/6)	3B	Kevin Guyette (HM)	SP	Steve Mikulic	3B
	Justin Wylie (5/27)	OF	Pat Reilly (HM)	1B	J. Ray Rokey	C
			John Meloan (1st)	SP	1971 John Glenn	OF
			Kevin Guyette (2nd)	SP	1972 Ben Heise	SS
			Jordan Brown (HM)	1B	Marv Thompson	OF
			Brad Mills (2nd)	SP	Dave Breuker	P
			2006 Brad Mills (2nd)	SP	Marty Reid	DH
			Brad Glenn (2nd)	SP	1974 Marv Thompson	1B
			2008 Grayson Adams (2nd)	P	Ben Heise	SS
			Daniel Butler (HM)	C	Ron Hassey	INF
			Jon Gaston (HM)	OF	Scott Norris	OF
			Brad Glenn (HM)	3B	Dave Stegman	OF
			2009 Daniel Butler (2nd)	C	Dennis Haines	C
			2010 Grayson Adams (HM)	P	Dave Breuker	P
			Kyle Simon (HM)	P	1975 Pete Van Horne	1B
			2011 Vincent Littleman (HM)	P	Ron Hassey	INF
			Seth Mejias-Brean (HM)	3B	Mike Gatlin	OF
			Robert Refsnyder (HM)	OF	Dave Stegman	OF
			Kyle Simon (HM)	P	1976 Glenn Wendt	INF
			2012 Johnny Field (2nd)	OF	Dave Stegman	OF
			Augey Bill (HM)	P	Ron Hassey	C
			Brandon Dixon (HM)	1B	Craig Giola	P
			Seth Mejias-Brean (HM)	3B	1977 Pete Van Horne	1B
			2013 Brandon Dixon (2nd)	3B	Les Pearsey	INF
			Mathew Troupe (2nd)	RHP	Lynn Garrett	OF
			Augey Bill (HM)	LHP	Bob Woodside	C
			Johnny Field (HM)	OF	Dave Crutcher	P
			Trent Gilbert (HM)	2B		

### PAC-10/12 PITCHER OF THE WEEK

1988	Jim Richardson (4/25)	SP
1989	Scott Erickson (3/20)	SP
	Jim Richardson (5/15)	SP
1990	Troy Bradford (2/27)	SP
	Troy Bradford (5/15)	SP
1991	Matt Figueroa (2/12)	SP
	Tim Schweitzer (2/19)	SP
	Tim Schweitzer (3/18)	SP
	Matt Figueroa (4/2)	SP
	Carlos Rico (4/30)	RP
1992	Mike Schiefelbein (2/11)	SP
	Carlos Rico (3/30)	RP
	Carlos Rico (4/27)	RP
	Rob Ippolito (5/19)	SP
1993	Ryan Frace (3/16)	SP
1994	Steve Arffa (4/11)	SP
	Steve Arffa (5/23)	SP
1997	Darrell Hussman (3/11)	SP
	Darrell Hussman (4/8)	SP
1998	Rob Shabansky (2/10)	SP
1999	Michael Crawford (5/17)	SP
2000	Ben Diggins (2/29)	SP
2002	Marc Kaiser (3/25)	SP
2003	Sean Rierson (2/18)	SP

## HONORS AND AWARDS (cont.)

1978	Brad Mills	INF
	Les Pearsey	INF
	Ray Murillo	P

### ALL-COLLEGE WORLD SERIES

1959	Bob Wilson	1B
	Charles Shoemaker	SS
	Alan Hall	C
1960	Jim Ward	P
1963	Ron Theobald	2B
	Craig Morrison	OF
	Hector Barnette	OF
	Doug Holliker	P
1976	Dave Stegman	OF
	Pete Van Horne	OF
	Ron Hassey	C
	Steve Powers	DH
	Bob Chalk	P
1980	Wes Clements	1B
	Terry Francona	LF
	Craig Lefferts	P
	Greg Barger	P
1986	Todd Trafton	1B
	Mike Senne	OF
	Gary Alexander	DH
2004	Trevor Crowe	OF
2012	Bobby Brown	DH
	Alex Mejia	SS
	Riley Moore	C
	Robert Refsnyder	OF
	Joey Rickard	OF
	Konner Wade	P
2016	Ryan Aguilar	1B
	JC Cloney	P
	Zach Gibbons	OF
	Jared Oliva	OF
	Cody Ramer	2B

### ALL-TIME COLLEGE WORLD SERIES TEAM (as selected by the NCAA in 1995)

1950s	Alan Hall	C
	Charles Shoemaker	SS
1970s	Steve Powers	DH
1980s	Terry Francona	OF
	Craig Lefferts	P

### ALL-TIME BASEBALL AMERICA COLLEGE TEAM (selected in 1994)

1947-64	Don Lee	P
	Carl Thomas	P

### COLLEGE WORLD SERIES LEGENDS TEAM (selected in 2010)

-	Terry Francona	OF
---	----------------	----

## ARIZONA NATIONAL STAT LEADERS

### TEAM FINISHES

Year	Category	Total
1957	Batting Average	.359
1966	Batting Average	.322
1973	Triples per Game	0.89
1973	Triples	47
1974	Batting Average	.348
1974	Hits	758
1974	Runs per Game	10.94
1974	Runs	700
1974	Doubles per Game	2.28
1974	Doubles	146
1974	Triples per Game	0.98
1974	Triples	63
1974	Slugging Percentage	.562
1974	Total Bases	1,225
1975	Runs per Game	10.07
1975	Doubles per Game	2.47
1986	Hits	817
1986	Doubles per Game	2.60
1986	Doubles	2.60
1986	Triples	43
1993	Runs per Game	9.56
1993	Slugging Percentage	.592
1993	Total Bases	1,359
2003	Triples	50
2003	Triples per Game	0.86
2005	Triples	45
2005	Triples per Game	0.75
2006	Triples	34
2006	Triples per Game	0.62
2012	Hits	756
2019	Doubles per Game	2.75

\*Tied for national lead.

### INDIVIDUAL FINISHES

Year	Category	Player	Total
1957	Batting Average	Marty Hurd	.473
1962	Wins	Dan Schneider	13
1966	Triples	Ken Kurtz	10
1966	Triples	Eddie Leon	10
1966	Runs Batted In	Eddie Leon	75
1972	Doubles	John Glenn	19
1975	Triples	Mike Gatlin	9
1976	Doubles	Dave Stegman	30
1986	Triples	Chuck Johnson	10
1988	Triples	Steve Sada	10
1989	Wins	Scott Erickson	18
1990	Triples	Steve Gill	10
2005	Triples	Trevor Crowe	15
2005	Triples per game	Trevor Crowe	0.25
2006	HBP per game	Colt Sedbrook	0.47
2012	Wins	Kurt Heyer	13
2016	IP	Nathan Bannister	142.1
2019	Doubles	Cameron Cannon	29
2019	Doubles per Game	Cameron Cannon	0.52

# ALL-TIME LETTERWINNERS

## A

Abbott, Dave	1997, 98
Abbott, Howard	1933, 34, (35)
Abel, Robert	2007, 08
Abram, Matt	2000, 01
Abshier, Randy	2019, 20
Acosta, Frankie	1995
Acuna, Augustine R.	1961, 62, 63
Adams, Grayson	2008, 10
Adams, David Lee	1906
Aguilar, Ryan	2015, 16
Aguilera, Juan	2017, 18
Aguirre, Eric	1998
Ahee, David	1938, 39 (40)
Alexander, Gary	1986, 87
Allen, Andrew	2008
Allen, Owen Woodruff	1923
Allen, Robert F.	1972, 73
Allison, Joe	2009, 10
Anderson, Brian	2001, 02, 03
Anderson, Dennis	1999
Anderson, Edward H.	1973
Anderson, John L.	1930
Anderson, Patrick S.	1968, 69
Andrews, Lloyd James, Jr.	1917
Angius, Daniel	1905
Angius, John	1905
Archibald, Ryan	2019
Arffa, Steven Elliot	1993, 94
Arias, George Alberto	1993
Arias Jr., George	2019
Aries, Albert Paul	1935
Arico, Sam S	1936, 37, 38
Armstrong, Perry	1975
Armstrong, William H.	1951, 52, 53
Arnold, Mark	1977, 78
Aros, Alexander Eddie	1952, 53, (54)

## B

Bachelier, Luis	1959, 60, 61
Bachelier, Marcel G.	1953, 54, 55
Bachelier, Marcel G. Jr.	1982, 83
Bagnall, Jim	1981, (82)
Bailey, Lowell Clinton Sr.	1927, 28
Bailey, Lowell Clinton Jr.	1947, 48, 49, 50
Bailey, Robert N.	1951
Baird, Dillon	2008, 09
Baker, B.B.	1940, 41
Baldwin, David G.	1957, 58, 59
Bales, Don	1961
Ballard, Steven C.	1968, 69, 70
Ballinger, Hugh Hutchinson	1907
Bandilla, Bryce	2009, 10, 11
Bandy, Jett	2009, 10, 11
Bannister, Nathan	2013, 14, 15, 16
Barber, Steve L.	1967
Bargar, Greg	1980
Barker, Mike	1985
Barker, Norman M.	1907
Barnette, D. Hector	1963, 64
Barraclough, Bill	1960, 61
Barrett, James Taylor	1912
Barrett, Tommy	1981, 82
Barrington, Shawn	1995, 96
Bates, Jason	1992
Baugh, Matt	2005, 06
Bauman, Dale R.	1970, 71
Baxley, Glenn G.	1987, 88
Bayne, Edwin A.	1963, 65, 66
Bayze, Thomas S.	1914, 15
Beach, Charles P.	1913, 14, (15)
Beach, Robert L.	1971, 72
Beatty, Richard	1983
Beaver, Marion	1936, 37, 38
Becker, Brian	1996
Beeler, George W.	1935
Behnke, Justin	2015, 16
Bell, Ronald D.	1974, 75
Belton, Edward Robert	1918
Bennie, John Willis	1910, 11, 12
Benson, Jerry T.	1970
Benson, Michael	2018
Berger, Darrin	1970
Berger, Eric	2005, 06, 08

Berger, Jordan	2012, 13, 14
Bergthold, Gordon	1960, 61
Bernard, Cory	2010
Bernard, Fred Horton	1904
Bernstein, Barry A.	1962
Berra, Carl	1940, 42
Beuerlein, John M.	1982, 83
Bice, Vernon M.	1941, 42
Bies, Zach	2004
Bill, Augey	2010, 2012, 13
Billard, Brian	1983
Bingham, Mac	2020
Bingham, Michael H.	1971
Blake, David B.	1987, 89
Bland, Vernon Nelson (Ted)	1934, 35
Blankenship, Kevin D.	1982, 84
Blas, Jacob	2018, 19, 20
Bohnstadt, Jack	1906
Boissiere, Branden	2019, 20
Bolek, Kenneth C.	1974, 75, 76
Bolinger, John	1949
Bolton, Jacques	1990
Bongard, Randy	1989
Bonham, Wayne	1983
Borde, Xavier	2013, 14, 15
Bouie, Tony Vanderson	1991, 93, 94
Bowman, Casey	2014, 15, 16
Boyd, Louis	2016, 17
Boyer, Brad	2003, 04, 05, 06
Boyle, James	1933
Bradford, Troy	1990
Brasher, Steve	1966, 67
Brautigan, Roger	1966, 67
Breuker, David J.	1972, 73, 74
Bridges, Robert T.	1969
Bried, Clayton	2001, 02
Brigham, Froebel A.	1967
Bright, James M.	1928
Bright, James M. Jr.	1956
Brockman, David	2001
Brooks, Silas Earl	1916
Brown, Bobby	2009, 10, 11, 12
Brown, Charles Owen	1905, 06
Brown, Dudley S.	1914-15, (16), 17
Brown, Elmer	1919
Brown, Gordon V.	1949, 50
Brown, Jordan	2003, 04, 05
Brown, Nate	2019, 20
Brown, Rollin	1905
Brown, Russ	1995, 96, 98
Brown, Tod Markey	1993, (94)
Brown, Thomas Bruen	1904
Brown, William Henry, Jr.	1962, 63, (64)
Browne, Earl George	1905
Browning, Thomas H.	1959, 60, 61
Bruder, Thomas	1972
Bubala, Joseph Eugene	1959, 60
Buerkle, Arthur Frank	1927, 28
Bullard, Tony	2019, 20
Burnes, James P.	1971, 72
Burns, Cory	2007, 08, 09
Burns, Jack F.	1969
Burns, Kerry J.	1982, 83
Burns, Scott	2000, 02, 03, 04
Burrows, Joseph F.	1919
Bush, Julius Ralph	1917, 18, 21
Butler, Daniel	2008, 09

## C

Caldwell, Charles R.	1924, 25
Calhoun, Willie	2014
Callahan, Brian	(1988)
Callicotte, Douglas	1928
Calloway, Lawrence Arthur	1909, 10
Cameron, James	1998, 99
Campbell, Hugh D. Jr.	1912
Campbell, Otis Muscott	1911
Campbell, William Riggs	1907
Candaele, Casey	1980, 81, 82
Candrea, Mike	1999
Cannon, Cameron	2017, 18, 19
Capek, Dave	1999, 2000
Carley, David	1985, 86
Carlsen, Robin	1976, 77, 78
Carlson, Raymond Axel	1946

Carillo, Gilbert Aguirre	1947
Carter, Robert A.	1939, 40
Carter, Russell B.	1930
Caruthers, Sam Ramsey	1913, 14
Cary, Don L.	1969, 70
Casagrande, Tyler	2019, 20
Casper, Jeff	1998, 99, 00, 01
Castaneda, Rudolph	(1909)
Castro, Erik	2007
Castro, Rudy A.	1953, 54, 55
Celli, Thomas M.	1960, 61
Chaffee, Matt	2008, 09, 10, 11
Chambers, Wess P.	1956
Chamberlain, Craig	1978
Charowhas, Pete C.	1937, 38, 39
Chaulk, Robert K.	1976, 78
Chavez, Ethan	2010
Cheney, Eric Ryan	1994
Chiate, Richard W.	1964, 65
Childs, Dwight	2007, 08, 09
Chitwood, Michael D.	1972, 73
Churchill, Ian	2020
Cipolloni, Joe	1981
Clark, Benjamin Harrison	1908
Clark, Dan W.	1937, 38, 39
Clark, Greg	1996, 97, 98
Clark, James N.	1919
Clark, Marvin Carl	1925
Clarke, Mark S.	1959, 60, 61
Clarkson, Thomas A.	1955, 56, 57
Clements, Wes	1979, 80
Cloney, JC	2016, 17
Cloud, Leo Frederick	1912, 14, 15
Cochran, Horace Merle	1911, 12
Codd, William A.	1954
Coleman, James R.	1972
Coles, Henry Oliver	1905, 06
Colla, Mike	2006, 07, 08
Colletti, Vincent	1936, 37
Collins, Bryce	2019
Coltrin, Marion J.	1935, 36, (37)
Colyer, John H.	1957, 58, 59
Combs, Fred	1964
Conway, Joseph W.	1919, 20
Conway, Raymond Willard	1938, 39
Cook, John Carl	1911
Cooper, Christopher R.	1994, 95
Cooper, David	1982, 83, 84
Cooper, Shaun	2009
Cope, Hunter	2020
Corley, Kenny	1995, 96, 97, 98
Corrigan, Richard A.	1950, (51), 52
Cortez, Luis	2004
Cosgrove, Bard L.	(1904)
Cotten, Samuel L.	1919, 20, 21
Coulon, David	2005, 06, 07, 08
Coveney, Patrick	1984
Coyle, Bobby	2008, 09
Coyle, Rocky	1981, (82)
Crabbe, Franci D.	1904
Crawford, Michael	1999, 2000
Crawford, Tyler	2012, 13, 14, 16
Creswell, Richar Harold	1939, 40, (41)
Crist, Clark	1979, 80
Cronin, Charles W.	1935, 36
Crossan, Clayton T.	1994, 95, 96
Crouch, Robert Eustrace	1928
Crowe, Trevor	2003, 04, 05
Crowell, William C.	1951
Crutcher, David	1976-78
Cubillas, Bracomonte J.	1971, 72
Cunningham, Chris	1999-2002
Cunningham, Nick	2010-13
Currlin, Edwards	1935
Cusick, Edward Timothy	1921, 22

## D

Dalbec, Bobby	2014, 15, 16
Dane, Harry Chase	1907
Darling, William D.	1972
Daugherty, Francis	1932
Daugherty, Jack	1981, 82
Davey, Keith	1913
Davies, William Walter	1930, 32, 33
Davis, Jack K.	1954, 55, 56



# ALL-TIME LETTERWINNERS (cont.)

Holgate, Ryan	2019, 20
Holliker, Charles Douglas	1963, 64
Hollinger, Charles S.	1930, 32, 33
Holman, James Pattison	1904
Hopson, Kaden	2020
Holtz	1905
Hotten, Michael L.	1969,70
Hosmer, John H.	191967, 68
Host, Robert Andrew	1994
Householder, Robert	1948, 49
Houston, Donald	1976
Hovagiar, Albert H.	1956, 57, 58
Howell, Jack	1983
Hoyack, Chuck	1980, 81, 82
Hubbard, Leslie L.	1920, 21
Hudson, Hugh F.	1932
Huenneke, Derek	1984, 85, 86
Huff, Ken	1999, 2000, 01
Huff, Kevin	1997, 2000
Hundley, Nick	2003, 04, 05
Hunt, Dennis A.	1967, 68
Hunt, Kenneth E.	1960, 61, 62
Hurd, Martin C.	1957, (58)
Hurley, Bert Cornelius	1912
Hussman, Darrell	1996, 97, 98
Hyder, Fred J.	1936, 37, 38
Hyman, Don C.	1979, 80
Hyman, Donald S.	1956

## I

Incavaglia, Anthony	1977, 78
Ippolito, Robert	1992
Irvin, Garrett	2020
Iselin, Alvin A	1917, (18)

## J

Jack, Milton A	1925, 26, 27
Jack, William Christian	1932, 33, (34)
Jackson, Loren E.	1941
Jackson, Robert A.	1964
Jacome, David E.	1969, 70
Jameson, William W.	1963
Jarrett, Sean	2005
Jenney, Lloyd P.	1950, 51, 52
Johansson, Niles W.	1948, 49, 50
Johnson, Barry	1990, 91
Johnson, Chuck	1985, 86
Johnson, Gary K.	1977, 78
ohnson, Jack	1989, 90, 91
Johnson, James	1996-98
Johnson, James C.	1967, 68
Johnson, Roger E.	1950-52
Jones, Allen Chester	1913, 14
Jones, Collins Ray	1914
Jones Grant, E	1938-40
Jones, Rafell	1997-00
Jones, Sidney Raymond	1907
Jones, Stanley	1976
Jordon, George Bernie	1940
Jordon, Robert, C.	1960
Juday, Andy	1999
Jung, John	1946, 48

## K

Kaiser, Marc	2001, 02
Kalil, Joe Francis	1937, 38
Karas, Michael	1964
Kaster, John Lafferty	1945
Kato, Kobe	2019, 20
Keating, Ray F.	1952
Keefe, Richard L.	1951, 53
Kelman, Lewis	1933, 34
Kellner, Walter	1949
Kellner, Walter J.	1980, 81
Kelly, Maurice J.	1929, 30
Kengla, Louis Edward	1915
Kennedy, Gale	1965, 66, 67
Kervin, Bryan	2005
Kidd, Scott Thomas	1994, (95)
Kimmell, Vance	1929
King, Jack	1964, 65
King, Tom	1994, 96, 97
King, Tim	1996, 97
Kingery, Scott	2013, 14, 15

Kinneberg, Bill	1979
Kirby, Ron	1979
Kirkland, Darnell	1977
Kirkpatrick, Michael	1975
Kishita, Kirt	1992, 93, 95
Kislingbury, Walter Melvin	1941
Kivel, Alvin	1948
Klassen, Blake	2020
Klonoski, Jason, M	1987, 88
Knibb, Paul James	1922, 23
Koerner, Matt	2008
Kolberg, Koley	2004
Koons, Mike	2005
Koziol, Ryan	2013
Krause, Tyler	2014, 15
Kriegbaum Lawrence L	1914-16, 20
Kurtz, Ken Joe	1965, 66
Kuster, Andrew Herman	1906

## L

Labaut, Randy	2017, 18, 19
LaFever, Gary L.	1960, 61
Lagunas, Fredrico L.	1957
Lake, Shane Matthews	1994
Landrith, David E.	1980-83
Landry, Todd Louis	1993
Lane, Heath O.	1987, 88
Lane, James Lloyd	1947, 48
Lanning, Scott	1994
Lantrip, Rick	1988
Laos, Roy E.	1949
Larso, Bruce Allan	1949
Lauderman, Hal B	1926
Lauesen, Christian Fris	1941, 42
Lavoie, Marc	1990, 91
Lawler, Pat	2003
Lawton, Tylert	1981, 82
Lavovich, Eli (Ted)	1953-55
Lee, Donald Edwards	1954, 55, 56
Leek, Genett	1958
Lefferts, Craig	1978, 79, 80
Lefke, Louis	1912
Leiber, Henry Edward	1930
Lemons, Richard	1992, 93
Lenocker, Stephen D.	1971
Leon, Eddie	1965, 66, 67
Leslie, Nyal	1966
Lewis, Cody	2009
Lewis, Kyle	2016, 17
Lewis, Jerry B.	1957, 58, 59
Lewis, William Morton	1933, 34
Lincoln, Lance	1983, 84
Liskowski, Les	1979
Little, Joe	2001, 02, 03
Littleman, Vincent	2010, 11, 12, 13
Lockling, Brett Harlow	1919
Lodge, Harry S.	1970, 72
Long, Kevin	1986, 88, (89)
Long, Lance L.	1961, 62, 63
Long, Lucas	2012
Long, R.D.	1991
Longo, Michael A.	1958, 60
Lopez, Al	1975, 76
Lopez, Carl E.	1948, 49, 50
Lopez, David	2011, 12, 13
Lopez, Michael	2010, 11, 12
Lott, William	1926, 27, 28, 29
Lowery, Alfred Lee	1935, 37, 38
Lucero, Rich	1981, 82
Luna, Gil	2018, 19, 20
Luscome, Rodney E.	1927, 28, 29
Lutgerding, Robert Lincille	1911
Lush, Ryan	2008

## Mc

McAnally, Richard L.	1953
McBryde, E. DuMont	1944, 41, 42
McCain, Murl Melrose Jr.	1943, 47
McCannon, Jeff	1995, 96
McClendon, Levi	1996
McConnell, James	1958
McConnell, Rick M.	1977, 78
McCoy, Raymond D.	1960
McCeary, Aaron Monroe	1920

McDonald, Jim	1985, 86
McDougal, James	1927
McGinnis, Donald R.	1955, 56
McGovern, Henry P.	1932
McGowen, William Rose	1915, 16, (17)
McGuire, James D. Jr.	1958
McIntosh, Jay Angus	1912, 13, (14)
McMackin, Donald G.	1966, 67, 68
McMichael, Charles R.	1977
McMillin, Pat	1995
McMullan, Hugh	1952, 53, 54
McNevin, Neil	1966
McRae, W. Lee	1929
McSpadden, Scott	1985

## M

MacArthur, John	1984
Maggi, Joseph	2012, 13, 14, 15
Magrane, Joseph	1983, 84, (85)
Mahoney, William Gerald	1937, 38
Maley, Dennis D.	1967, 68
Mann, Wiliam Gibson	1947, 48, 49
Manship, Raymond J.	1978
Manthei, Stephen	2010, 12, 13
Manzo, Rudolph	1916
Mara, Richard L.	1963, 64
Marini, Chris	2002
Marnell, Anthony Austin III	1994
Marshall, Campbell Al	1921
Marthens, George Walker II	1939, 40, 41
Martinez, Auerlio R.	1960, 62, 63
Martinez, Jason	2001
Martinez, Joey	1991
Martinez, Richard A.	1964
Martinez, Shane	2017
Masco, Steven G.	1977
Mashore, Damon	1989, 90, (91)
Mason, Michael T.	1964, 65
Matijevic, JJ	2015, 16, 17
Mattern, Erik	1995-98
Matulis, Adolph John	1941
Maxwell, Franklin Rufus	1912
Maxwell, Robert E. Jr.	1958
Maxwell, Robert G.	1961, 62, 63
Medel, Robby	2015, 16, 17, 18
Megill, Tylor	2017, 18
Meimerstorf, Kenny	2014
Mejia, Alex	2010, 11, 12
Mejias-Brean, Seth	2010, 11, 12
Melancon, Mark	2004, 05, 06
Mella, Lorenzo A.	1936, 37
Mellgran, Walter G.	1905, 06, 07
Meloan, John	2003, 04, 05
Mendoza, Rudolph G.	1971, 72, 73
Menhennet, Ellsworth	1921, 22, (23)
Mercado, Richard	2002, 03, 04
Merril, Steve	1979
Merritt, George W.	1914
Merritt, Richard Lewis	1910, 11, 14
Meskin, Jake	2008, 10, 11
Messick, Harry J.	1956, 57, (58)
Messina, Sam	1987
Meyer, Mike	1997-00
Meyer, Richard Edmund	1915, 16
Mickle, Charles W.	1933
Mieren, Alan G.	1967, 68
Mikulic, Steve A.	1970, 71
Miles, George M.	1961, 62
Millay, Gar	1984, 85, 86
Miller, Bradford W.	1928-30, (32)
Miller, David	1987
Miller, Steven	1980, (81)
Miller, W. Fred	1926, 27, (28)
Mills, Brad	2005, 06, 07
Mills, James Stewart	1914
Mills, J. Bradley	1978, 79
Miller, David	1987
Miler, Steven	1980, (81)
Miller, W. Fred	1926, 27, (28)
Miller, Will	2002
Milo, Tony	1997-00
Ming, Cameron	2015, 16, 17
Mitchell, Charles Ray	1928
Mitten, James Ralph	1909, 10
Moen, Robert	1990-93

## ALL-TIME LETTERWINNERS (cont.)

Moeur, John Kelly	1916, 17	Pafford, Ernest Moeur	1918, 19	Rigg, Ralph Lee	1908-12
Moffett, Cody	2013, 14, 15, 16	Page, Dave	1981, 82	Riggs, John D.	1930
Mohler, Jacob	1996, 97, 98	Parker, Don	1992	Riley, Ken	2000-02
Monica, Handsome	2015	Parmenter, Tyler	2012, 13, 14	Rinard, Bobby	2010, 11
Moniot, Travis	2018	Parris, Sam	2013	Rincon, Benny Q.	1952-55
Montijo, Frank X.	1942, 43	Patera, Richard A.	1961, 62, 63	Riordan, Thomas P.	1925
Moore, Harvey Lee	1925, (26), 27	Patton, Rick	2008	Risher, Robbins	1950-52
Moore, Riley	2012-15	Paugh, Blake	2018, 19, 20	Rivas, Alfonso	2016, 17, 18
Moore, Robert L.	1929, 30, 32	Paul, Mike	1966	Roach, Daniel J.	1972
Morache, Richard J.	1970	Pearce, Josh	1999	Roach, Donn	2009
Moraga, Omar	1996, 97, 98	Pearsey, Leslie	1975-78	Roberson, Al W.	1929, 30
Moraja, Francisco Edwards	1952, 53, 54	Pellinto, Vincent A.	1954	Roberson, George R.	1909
Morales, Tony Levya	1947-50	Pemble, Brian	99, 2001-03	Robertson, G. Walton	1953-55
Morales, Willie	1991, 92, 93	Perry, Ryan	2006, 07, 08	Robinson, Jerald V.	1957
Morfield, Cliff	1924, 25	Pesquerira, Richard E.	1957	Robinson, H. Roy Jr.	1948
Morfoot, Charles Roy	1904	Peter, Brian	1984	Rodland, Kevin	2007
Morgan, Jack	1956	Pew, William James	1904, 05, 06	Rodney, James D.	1972
Morimoto, Mitchell	2017, 18	Peyton, Blake	2020	Rodriguez, Derek	2003, 04
Morley, James F.	1977, 78	Peyton, Dave	1967	Rodriguez, John C.	1978
Morris, James F.	1933, 34, 35	Pfersdorf, Ottoman H.	1923, 24	Roeder, Randy	1978
Morris, Jeff	1979, 80	Phillips, Hollis E.	1964, 65, 66	Roessler, Pat A.	1979, 80, (81), 82
Morris, Michael	1947	Pickerell, Charles U.	1916	Rogers, Edgar Albion	1913, 14
Morrison, James Craig	1961, 62, 63	Pickerell, William Watson	1914	Rohde, Dave	1986
Morton, Kale	2015	Pierce, Harold Ladd	1917	Rokey, J. Ray	1969, 70, 71
Moses, John W.	1979, (80)	Plante, David	2006	Roletti, Charles John	1908, 10, 11
Moskau, Ryan	1997, 98	Plodinec, Timothy A.	1967, 68	Romero, Lionel R.	1958
Mote, Trevor	2000	Ponce de Leon, Daniel	2011	Romo, Seve	2017, 18
Motte, James Lamar	1993	Pool, George W. Jr.	1924, 25	Ronstadt, Carlos	1924
Mullen, Alfred John	1912	Popkins, Norm J.	1957-59	Rooker, David	1981, 82
Munch, Phil J.	1928, 29	Porter, Colin	1995-98	Roqueni, Tom	1960
Munds, William Harold	1910, 11	Porter, William Asa	1915, 16	Roper, Kaleb	2016
Murillo, Raymon	1977, 78	Powers, Dave	1979, 81	Rose, George Patrick	1934, 35
Murphy, Chandler	2020	Powers, Greg	2001	Rosenberg, Leo M.	(1902), 04
Murphy, Shaun M.	1987	Powers, John Michael	1994-96	Roslund, John C.	1972, 73, 74
Murray, Robert E. Jr.	1947-50	Powers, Steven	1974-76	Ross, Shea	2008
Murry, Paul	1905	Presley, Matt	2008, 09	Rubick, Austin	2016
Myers, Homer Lee	1954, 55, (56)	Prest, David G.	1968-70	Rudd, Noel C.	1961, 62
Myrick, Clifford E.	1950, 51, 52	Priborsky, Steve	1963	Ruiz, Jesus J.	1957, 58, 59
<b>N</b>		Price, Preston	2018, 19, 20	Ruman, Robert P.	1942, 43, 47
Nago, Garret	1981	Pringle, Zachary Joseph	1994, 95	Rupprecht, Kevin	2001, 02
Nance, Frank C.	1943	Provence, Charles B.	1930, 32-33	Russell, Ross Moody	1900
Nardi, Andrew	2019	Provenzano, James M.	1968	Russell, Scott B.	1973, 74, 75
Nehf, Art N. Jr.	1940	Pruitt, Donald	1990	Ryan, Albert Edmund	1915, 16
Netz, Dawson	2020	Pullen, Roy Morris	1943, 46-48	Ryan, Daniel J.	1968, 69
Newman, Kevin	2013, 14, 15	Putnam, Forrest	1946	<b>S</b>	
Newmark, Bruce	1961, 62	<b>Q</b>		Sabbe, Kevin	1996, 97
Newton, Raymond A.	1905-08	Querry, Mike	1981	Sachs, Murray	1926
Nicely, Ronald C.	1951, 52	Quick, David R.	1997	Salazar, Cesar	2016-18
Nichols, Austin	2018	Quick, Ron D.	1979, 80	Salazar, Jose Urbano	1909, 10, 11
Nichols, James B.	1963-66	Quigley, Don W.	1950-52	Salmon, John Byrd	1924, 25, 26
Nielson, Ezra Scott	1964, (65), 66	Quintana, Nick	2017, 18, 19	Salvatierra, Richard C.	1941
Nixon, Richard F.	1956-59	<b>R</b>		Sancedo, Paul	1991
Norris, Donald Scott	1973, 74	Rafferty, Jack	1933	Sancet, Frank	1929
Northam, J.J.	1989, (90), 91	Rajsich, David C.	1972, 73	Sandoval, Richie	2008
Nossek, Scott	1984	Rajsich, Dennis N.	1971, 72	Sargent, Jay	1980
Nowinski, James Edward	1958, 59	Ralston, Robert	1983, (84)	Saull, Morton R.	1962, 63
<b>O</b>		Ramer, Cody	2013-16	Scherer, Doug A.	1982, 83
O'Brien, Rodney W.	1969, 70	Ramsey, Josh	1998	Schiefelbein, Mike	1992
O'Brien, Robert P.	1966, 67, 68	Rasmussen, Fred	1934-36	Schimpf, Mark W.	1972, 73, 74
O'Conner, August Joseph	1921, 22, 23	Ratcliffe, George Thomas	1908	Schlereth, Daniel	2006, 07, 08
O'Donnell, Joe	1984, 85	Rauch, Herman	1941-43	Schmidt, Konrad	2006
O'Donnell, Ryan	2000	Real, David	2013	Schnabel, Austin	2014, 15, 16, 17
O'Keefe, John	1916-17, 19-20	Reed, Hadie	1956	Schneider, Daniel L.	1962
Oelschlager, Ron	1991, 92	Reed, Sheldon Alason	1905	Scholtens, Jesse	2013
Oliva, Jared	2015, 16, 17	Refsnyder, Robert	2010-12	Schulz, Gary	1980
Oliver, Loren	1953, 54	Regina, Keith	1997	Schultz, Robert	1999, 2000
Ollom, Michael	1983	Reid, Martin R.	1972-74	Schuman, Richard J.	1987, 88
Oosterveen, Ernest	1954, 55, 56	Reid, Robert R.	1924-27	Schoenberg, Charles	1961, 62, 63
Orput, Robert Edwards	1941, 42	Reilly, Pat	2003, 04	Schweitzer, Tim	1991, 92
Ortega, Bryce	2008-11	Regier, Alan	1979, 80	Scott, Jerry Wayne	1962
O'Sullivan, Patrick B.	1974, 75	Reynolds, William	1900	Scott, Sherwin Newton	1962, 63, 64
Osborn, Winfield Scott	1906	Reynolds, William R.	1962, 63	Scott, Wesley	2020
Osburn, Kelsey	1999, 2000	Rhinehart, Bill	2004-07	Scranton, Jim	1979
Overlund, Virgel S.	1977, 78, 79	Rhodes, R. Keith	1969, 70	Scyphers, Brett	2005
Owens, Billy	1990, 91, 92	Rice, Thomas Briggs	1909, 10	Sczecinski, Robert	1973, 75
Owens, Sherwood B.	1951	Richardson, Jim	1988, 89	Seaman, Bryce E.	1921, 23, (24), 25
<b>P</b>		Richmond, Lincoln A.	1946, 49	Sears, Kevin	2001, 02
Pace, Hunter	2008, 09	Rickard, Joey	2010-12	Sedbrook, Colt	2006, 07, 08
Pacheco, Arthur B.	1924	Rico, Carlos	1991, 92	Seefeld, Jason	2005
Padleford, John Carlton Jr.	1947, 48	Rico, Diego G.	1995-97	Seever, Jason	2018
Padre, Oliver	2008	Rierson, Sean	2001-03, 05	Sefferovich, John T.	1967
		Riesgo, Arnold	1942	Selsky, Steve	2009, 10, 11
				Seminoff, Richard	1966
				Senne, Mike	1985, 86

# ALL-TIME LETTERWINNERS (cont.)

Shabansky, Rob	1996, 97, 98, 2000	Thompson, Marvin W.	1973, (74)	Williams, Donta	2018, 19, 20
Shaw, Harry Downing	1907	Thompson, Will	2002	Williams, Edward Eugene	1905
Sherman, Zach	2018, 19, 20	Thorell, Michael J.	1987, (88)	Williams, Isac Jackman	1907-08, 11
Shermet, David	1985, 86, 87, 88	Thrower, Jason	1995, 96, 97	Williams, Jack	1933
Shields, Bryan D.	1969, 70, 71	Thurman, Elbert Robert	1920, 21, 22	Williams, James	1949
Shoemaker, Charles L.	1959, 60, 61	Thurston, Francis L.	1934, 35	Williams, Lee Roy	1912
Shouse, Richard L.	1955	Tilicki, Phil	1992	Wilson, Edward A.	1961
Shroyer, Jason	1998, 99, 2000, 01	Timons, Fred	1924	Wilson, James Robert	1957-59
Siegel, Ronald	1964	Tolle, Jerry J.	1953, 54, 55	Wilson, Kenneth Campbell	1920
Simon, Kyle	2009, 10, 11	Tolson, Benjamin R.	1926, 27	Wilson, Lincoln Raymond	1918
Simpson, William	1975, 76	Tolson, Brad	1948-51	Wilson, Richard N.	1959
Sinclair, Edward L.	1925	Tolson, Andrew	1923-26	Winslow, Ben	1999
Singelyn, Todd P.	1993, 94	Tomooka, Tom	1954, 55, 56	Wishbow, Morton	1939
Sismondo, Ron	1979, 80, 81, 82	Torres, Erik	1998-01	Wofford, Walter William	1919, 20
Skaisgir, Joseph G.	1961, 62	Tosi, Pete	1979	Wood, Herbert R.	1914
Skinner, Kevin	1995-98	Tosto, Leo R.	1962, 63	Wood, John H.	1942
Skippis, Elijah	2015	Tomey, Richard Lewis,	1994	Wood, Scott	1997, 99
Slad, Samuel B. Jr.	1962	Trafton, Todd	1984, 85, (86)	Woodside, Robert	1975-78
Slagel, Hanley R.	1937, 38	Trevesin, Ruddolph	1946	Wof, Richard G.	1971, 72
Slette, Arthur	1936, 37, (38)	Troupe, Mathew	2012-15	Workman, Daniel	2009, 10
Slonaker, Alter L.	1918-22	Tussy, John L.	1950, 51, 52	Worley, Joseph M.	1967, 68
Slough, Robert L.	1957	Tyrrell, Daniel	1997, 98	Worrell, Mark	2003
Smith, A.C.	1996			Wright, Thomas L.	1953-55
Smith, Frank A.	1964, 65	<b>U</b>		Wylie, Justin	2019
Smith, Harold Daniel	1921, 22	Udell, Don S.	1967	Wynne, John Davis	1937
Smith, Marvin	1970	Ukleja, Mark	1997, 98		
Smith, W. Melvin	1929	Umbeck, James F.	1961	<b>Y</b>	
Smith, Shawn (Robert)	1980	Underwood, Vernon	1928	Young, Louis Elison	1911
Snow, J.T.	1987, 88, 89			Young, Mike	1984, 85
Snyder, Jason	2002	<b>V</b>		Yuskas, Richard P.	1962
Soderstrom, Tate	2018, 19, 20	Vainer, Davis	2020		
Sorensen, Orton Craig	1955, 56, 57	Valenzuela, Rafael	2008, 09, 10	<b>Z</b>	
Soroko, Luke	2014, 15, 17	Van Harren, Arthur R.	1940, 41	Zellar, Miles Morton	1959-61
Soto, Earnest Steve	1911	Van Horne, Peter	1975, 76, 77	Zeluff, Jack Monroe	1939, 40
Southard, Eddie	1965, 66	Van Houten, Jeff	2002-05	Ziegler, C.J.	2007, 08
Southerland, M.	1918	Vannelle, Vince	2019, 20	Zimmerman, Don	1976
Spear, Maurice E.	1937, 38	Vassey, Chester A.	1948-51	Zinter, Alan M.	1987-89
St. Clair, Justyn	2001, 02	Vasquez, Mike	1999	Zivovich, Sam	1953-55
Stagg, Richard B.	1977	Veltmann, Matt	2009	Zlotoff, Wesley	1999, 02-03
Stanley, Jeffery A.	1977	Verbica, Robert J.	1949, 50, 51	Zophi, Chuck	1976, 78
Stanley, Scott	1978, (79), (80)	Vialo, Mitchell Swick	1930		
Stanton, Henry R.	1940, 41, (42)	Vincent, John W.	1961, 62		
Starke, Robert E.	1971-74	Vickers, Elmer Francis Jr.	1934, 35, 36		
Starkey, James E.	1951	Vosberg, Edward J.	1980-83		
Steele, T.J.	2006, 07, 08	Voss, Cory	2017		
Stegman, David	1973-76			<b>W</b>	
Stevenson, Cal	2017, 18	Wade, Konner	2011, 12, 13	Waid, Pat	1986, 87
Steward, Harry Alexander	1919, 21, (22)	Waid, Pat	1986, 87	Walker, Leland Ross	1905
Stewart, Jesse Hobson	1904	Walker, Leland Ross	1905	Wallace, Linn A.	1958, 59, 60
Stewart, Robert Ivy	1914	Wallace, Linn A.	1958, 59, 60	Wallace, Peter L.	1958
Stiles, Robert E.	1953, 54, 55	Wallace, Peter L.	1958	Wallace, Thomas Jay	1918
Stiner, Kyle	2009	Wallace, Thomas Jay	1918	Waltke, Grant S	1962
Stitt, Jerry L.	1966, 67, 68	Waltke, Grant S	1962	Wamsley, Gerald K	1958
Stockaus, Fred C.	1941, 47, 48	Wamsley, Gerald K	1958	Ward, James Edward	1958, 59, 60
Stoffel, Jason	2007, 08, 09	Ward, James Edward	1958, 59, 60	Ward, Kevin	1981, 82, 83
Stoneberg, Ryan	1997, 98	Ward, Kevin	1981, 82, 83	Warner, Albert	1913, 14
Stone, Zach	2018	Warner, Albert	1913, 14	Warnock, Harold Charles	1933, 34, 35
Stovall, Harold Richardson	1937, 38, 39	Warnock, Harold Charles	1933, 34, 35	Warrecker, Theodore	1994
Strachan, Bob	1985	Warrecker, Theodore	1994	Warren, Dallas	1927, 28
Stratton, Chip	1985, 86	Warren, Dallas	1927, 28	Washington, Herbet A.	1907
Strong, Steven	1984-87	Washington, Herbet A.	1907	Watkins, James G.	1936
Sulser, Tony	2001, 02	Watkins, James G.	1936	Weems, Avery	2018, 19
Sutton, James B.	1953	Weems, Avery	2018, 19	Weinstein, Bernardt	1946, 48, 49
Swaim, Don G.	1955	Weinstein, Bernardt	1946, 48, 49	Weiser, Thomas	1983-86
Sykes, Eugene	1913	Weiser, Thomas	1983-86	Welch, Devin	1997, 98, 99
Sylvester, Cory	1983	Welch, Devin	1997, 98, 99	Weldon, Mike	2008, 09
		Weldon, Mike	2008, 09	Wells, Austin	2019, 20
<b>T</b>		Wells, Austin	2019, 20	Wells, Gregory Kenneth	1993
Tadeo, Jamie A.	1977	Wells, Gregory Kenneth	1993	Welton, Rex M.	1967, 68, 69
Talley, Tyger	2013, 14, 15	Welton, Rex M.	1967, 68, 69	Wendt, Glenn	1976, 77
Talmadge, Frederick E.	1906-10	Wendt, Glenn	1976, 77	Westgard, Carl C.	1932
Talmage, Thomas DeWitt	1918	Westgard, Carl C.	1932	Wheeler, Claude R.	1951, 52, (53)
Tarry, Gregory V.	1972	Wheeler, Claude R.	1951, 52, (53)	Willeford, Jackson	2013
Tasco, Kyle	2001	Willeford, Jackson	2013	White, Ben Mason	1993, 94, 95, 96
Taylor, Calvin	1935, 36, 37	White, Ben Mason	1993, 94, 95, 96	White, Timothy M.	1968
Taylor, David	1985, 86	White, Timothy M.	1968	Whitley, Dwight Milton	1942, 43, 47
Taylor, Dwight	1979, 80, 81	Whitley, Dwight Milton	1942, 43, 47	Wickey, Menno	1993, (94)
Taylor, Terrence	2003, 04	Wickey, Menno	1993, (94)	Wicklund, John A.	1967, 68, 69
Tellez, Thomas A.	1955, 56, 57	Wicklund, John A.	1967, 68, 69	Wiegel, Frederick C.	1918, 19
Tejcek, John	1990-93	Wiegel, Frederick C.	1918, 19	Wieser, Thomas G.	1983
Terman, Earl	1953	Wieser, Thomas G.	1983	Wing, Marc	(1984)
Theobald, Ronald M.	1963	Wing, Marc	(1984)	Wilkey, Leslie G.	1909-13
Thomas, Carl L.	1954, 55, 56	Wilkey, Leslie G.	1909-13		
Thomas, Charles Emerson	1904				
Thompson, Jason Michael	1993				

## ARIZONA MLB PLAYERS

### **Brian Anderson (UA 2001-03)**

Chicago White Sox, 2005-09  
Toronto Blue Jays, 2009  
Boston Red Sox, 2009

### **George Arias (UA 1993)**

California/Anaheim Angels, 1996-97  
San Diego Padres, 1997-99

### **Dave Baldwin (1957-59)**

Washington Senators, 1966-69  
Milwaukee Brewers, 1970  
Chicago White Sox, 1973

### **Jett Bandy (2009-11)**

Los Angeles Angels, 2015-16  
Milwaukee Brewers, 2017-18

### **Steve Barber (UA 1967)**

Minnesota Twins, 1970-71

### **Greg Bargar (UA 1980)**

Montreal Expos, 1983-84  
St. Louis Cardinals, 1986

### **Tom Barrett (UA 1981-82)**

Philadelphia Phillies, 1988-89  
Boston Red Sox, 1992

### **Jason Bates (UA 1992)**

Colorado Rockies, 1995-98

### **Kevin Blankenship (UA 1982, 84)**

Atlanta Braves, 1988  
Chicago Cubs, 1988-90

### **Jordan Brown (UA 2003-05)**

Cleveland Indians, 2010  
Miami Marlins, 2013

### **Cory Burns (UA 2006-09)**

San Diego Padres, 2012  
Texas Rangers, 2013

### **Andy Burns (UA 2011)**

Toronto Blue Jays, 2016

### **Daniel Butler (UA 2007-09)**

Boston Red Sox, 2014, 2018

### **Casey Candaele (UA 1980-81)**

Montreal Expos, 1986-88  
Houston Astros, 1988-93  
Cleveland Indians, 1996-97

### **Craig Chamberlain (UA 1978)**

Kansas City Royals, 1979-80

### **Trevor Crowe (UA 2003-2005)**

Cleveland Indians, 2009-11  
Houston Astros, 2013

### **\*Bobby Dalbec (UA 2014-16)**

Boston Red Sox, 2020

### **Jack Daugherty (UA 1981-82)**

Montreal Expos, 1987  
Texas Rangers, 1989-92  
Houston Astros, 1993  
Cincinnati Reds, 1993

### **Lance Dickson (UA 1988-90)**

Chicago Cubs, 1990

### **Ben Diggins (UA 1999-2000)**

Milwaukee Brewers, 2002

### **\*Brandon Dixon (UA 2011-13)**

Cincinnati Reds, 2018  
Detroit Tigers, 2019-20

### **Jason Donald (UA 2004-06)**

Cleveland Indians, 2010-12

### **Shelley Duncan (UA 1999-2001)**

New York Yankees, 2007-09  
Cleveland Indians, 2010-12  
Tampa Bay Rays, 2013

### **Scott Erickson (UA 1989)**

Minnesota Twins, 1990-95  
Baltimore Orioles, 1995-2002  
New York Mets, 2004  
Texas Rangers, 2004  
Los Angeles Dodgers, 2005  
New York Yankees, 2006

### **Johnny Field (UA 2011-13)**

Tampa Bay Rays, 2018  
Minnesota Twins, 2018

### **\*Terry Francona (UA 1978-80)**

Montreal Expos, 1981-85  
Chicago Cubs, 1986  
Cincinnati Reds, 1987  
Cleveland Indians, 1988  
Milwaukee Brewers, 1989-90  
Philadelphia Phillies (Manager), 1997-00  
Boston Red Sox (Manager), 2004-11  
Cleveland Indians (Manager), 2013-20

### **Don Gile (UA 1954-55)**

Boston Red Sox, 1959-62

### **\*Kevin Ginkel (UA 2016)**

Arizona Diamondbacks, 2019-20

### **Brad Glenn (UA 2006-09)**

Toronto Blue Jays, 2014

### **Preston Guilmet (UA 2006-09)**

Cleveland Indians, 2013  
Baltimore Orioles, 2014  
Tampa Bay Rays, 2015  
Milwaukee Brewers, 2015  
St. Louis Cardinals, 2018  
Toronto Blue Jays, 2018

### **Chip Hale (UA 1984-87)**

Minnesota Twins, 1989-90, 93-96  
Los Angeles Dodgers, 1997  
Arizona Diamondbacks (Manager), 2015-16

### **Ron Hassey (UA 1974-76)**

Cleveland Indians, 1978-84  
Chicago Cubs, 1984  
New York Yankees, 1985-86  
Chicago White Sox, 1986-87  
Oakland Athletics, 1988-90  
Montreal Expos, 1991

### **Gil Heredia (UA 1986-87)**

San Francisco Giants, 1991-92  
Montreal Expos, 1992-95  
Texas Rangers, 1996-97  
Oakland Athletics, 1998-2001

### **Rich Hinton (UA 1967-69)**

Chicago White Sox, 1971, 75, 78-79  
Texas Rangers, 1972  
New York Yankees, 1972  
Cincinnati Reds, 1976  
Seattle Mariners, 1979

### **Tommy Hinzo (UA 1985-86)**

Cleveland Indians, 1987, 89

### **Trevor Hoffman (UA 1988-89)**

Florida Marlins, 1993  
San Diego Padres, 1993-2008  
Milwaukee Brewers, 2009-10

### **Leon Hooten (UA 1969-70)**

Oakland Athletics, 1974

### **Jack Howell (UA 1983)**

California/Anaheim Angels, 1985-91, 96-97  
San Diego Padres, 1991  
Houston Astros, 1998-99

### **Nick Hundley (UA 2003-05)**

San Diego Padres, 2008-14  
Baltimore Orioles, 2014  
Colorado Rockies, 2015-16  
San Francisco Giants, 2017-18  
Oakland Athletics, 2019

### **Walt Kellner (UA 1949)**

Philadelphia Athletics, 1952-53

### **\*Scott Kingery (UA 2013-15)**

Philadelphia Phillies, 2018-20

### **Don Lee (UA 1954-56)**

Detroit Tigers, 1957-58  
Washington Senators, 1960  
Minnesota Twins, 1961-62  
Los Angeles/California Angels, 1962-65  
Houston Astros, 1965-66  
Chicago Cubs, 1966

### **Gene Leek (UA 1958)**

Cleveland Indians, 1959  
Los Angeles Angels, 1961-62

## ARIZONA MLB PLAYERS (cont.)

### **Craig Lefferts (UA 1978-80)**

Chicago Cubs, 1983  
San Diego Padres, 1984-87, 90-92  
San Francisco Giants, 1987-89  
Baltimore Orioles, 1992  
Texas Rangers, 1993  
California Angels, 1994

### **Hank Leiber (UA 1930)**

New York Giants, 1933-38, 42  
Chicago Cubs, 1939-41

### **Eddie Leon (UA 1965-67)**

Cleveland Indians, 1968-72  
Chicago White Sox, 1973-74  
New York Yankees, 1975  
Kenny Lofton (UA 1986-89)  
Houston Astros, 1991  
Cleveland Indians, 1992-96, 1998-2001, 2007  
Atlanta Braves, 1997  
Chicago White Sox, 2002  
San Francisco Giants, 2002  
Pittsburgh Pirates, 2003  
Chicago Cubs, 2003  
New York Yankees, 2004  
Philadelphia Phillies, 2005  
Los Angeles Dodgers, 2006  
Texas Rangers, 2007

### **Joe Magrane (UA 1983-85)**

St. Louis Cardinals, 1987-90, 92-93  
California Angels, 1993-94  
Chicago White Sox, 1996

### **Damon Mashore (UA 1989-91)**

Oakland Athletics, 1996-97  
Anaheim Angels, 1998

### **Alex Mejia (UA 2010-12)**

St. Louis Cardinals, 2017

### **Seth Mejias-Brean (UA 2010-12)**

San Diego Padres, 2019

### **\*Mark Melancon (UA 2004-06)**

New York Yankees, 2009-10  
Houston Astros, 2010-11  
Boston Red Sox, 2012  
Pittsburgh Pirates, 2013-16  
Washington Nationals, 2016  
San Francisco Giants, 2017-19  
Atlanta Braves, 2019-20

### **Jon Meloan (UA 2003-05)**

Los Angeles Dodgers, 2007  
Cleveland Indians, 2008  
Oakland Athletics, 2009

### **Brad A. Mills (UA 2004-07)**

Toronto Blue Jays, 2009-11  
Los Angeles Angels of Anaheim, 2012  
Oakland Athletics, 2014-15

### **Brad Mills (UA 1978-79)**

Montreal Expos, 1980-83  
Houston Astros (Manager), 2010-12

### **Willie Morales (UA 1991-93)**

Baltimore Orioles, 2000

### **John Moses (UA 1979-80)**

Seattle Mariners, 1982-87, 92  
Minnesota Twins, 1988-90  
Detroit Tigers, 1991

### **\*Kevin Newman (UA 2013-15)**

Pittsburgh Pirates, 2018-20

### **\*Jared Oliva (UA 2015-17)**

Pittsburgh Pirates, 2020

### **Mike Paul (UA 1966)**

Cleveland Indians, 1968-71  
Texas Rangers, 1972-73  
Chicago Cubs, 1973-74

### **Josh Pearce (UA 1999)**

St. Louis Cardinals, 2002-04

### **Ryan Perry (UA 2006-08)**

Detroit Tigers, 2009-11  
Washington Nationals, 2012

### **Tim Plodinec (UA 1967-68)**

St. Louis Cardinals, 1972

### **Colin Porter (UA 1995-98)**

Houston Astros, 2003-04

### **\*Robert Refsnyder (UA 2010-12)**

New York Yankees, 2015-17  
Toronto Blue Jays, 2017  
Tampa Bay Rays, 2018  
Texas Rangers, 2020

### **Dave Rajsich (UA 1972-73)**

New York Yankees, 1978  
Texas Rangers, 1979-80

### **\*Joey Rickard (UA 2010-12)**

Baltimore Orioles, 2016-19  
San Francisco Giants, 2019-20

### **Dave Rohde (UA 1986)**

Houston Astros, 1990-91  
Cleveland Indians, 1992

### **Daniel Schlereth (UA 2006-08)**

Arizona Diamondbacks, 2009  
Detroit Tigers, 2010-12

### **Dan Schneider (UA 1962)**

Milwaukee/Atlanta Braves, 1963-64, 66  
Houston Astros, 1967, 69

### **Jim Scranton (UA 1979)**

Kansas City Royals, 1984-85

### **Steve Selsky (UA 2009-2011)**

Cincinnati Reds, 2016  
Boston Red Sox, 2017

### **Charlie Shoemaker (UA 1969-61)**

Kansas City Athletics, 1961-62, 64

### **J.T. Snow (UA 1987-89)**

New York Yankees, 1992  
California Angels, 1993-96  
San Francisco Giants, 1997-2005, 08  
Boston Red Sox, 2006

### **Dave Stegman (UA 1973-76)**

Detroit Tigers, 1978-80  
New York Yankees, 1982  
Chicago White Sox, 1983-84

### **Dwight Taylor (UA 1979-81)**

Kansas City Royals, 1986

### **Ron Theobald (UA 1963)**

Milwaukee Brewers, 1971-72

### **Carl Thomas (UA 1954-56)**

Cleveland Indians, 1960

### **Jason Thompson (UA 1993)**

San Diego Padres, 1996

### **Ed Vosberg (UA 1980-83)**

San Diego Padres, 1986, 1998-99  
San Francisco Giants, 1990  
Oakland Athletics, 1994  
Texas Rangers, 1995-97  
Florida Marlins, 1997  
Arizona Diamondbacks, 1999  
Philadelphia Phillies, 2000-01  
Montreal Expos, 2002

### **Kevin Ward (UA 1981-83)**

San Diego Padres, 1991-92

### **Hal Warnock (UA 1933-35)**

St. Louis Browns, 1935

### **Bart Zeller (UA 1959-61)**

St. Louis Cardinals, 1970

### **Alan Zinter (UA 1987-89)**

Houston Astros, 2002  
Arizona Diamondbacks, 2004  
San Diego Padres (Hitting Coach, 2016)

*\*Indicates players/managers who were active as of the 2020 MLB season*

# MLB DRAFT HISTORY

Year	Player	Pos.	Organization	Round	Year	Player	Pos.	Organization	Round
1965	John Fouse	OF/RHP	Cleveland Indians	7	1983	Dave Landrith	C	Kansas City Royals	12
	Eddie Leon	SS	Minnesota Twins	1		John Beuerlein	C	Milwaukee Brewers	25
	Jim Nichols	RHP	New York Mets	18		Doug Scherer	RHP	Oakland Athletics	13
1966	Pat O'Brien	LHP	Chicago Cubs	7	Kevin Ward	OF	Philadelphia Phillies	6	
	Eddie Leon	SS	Chicago Cubs	1	Ed Vosberg	LHP	San Diego Padres	3	
	Nyal Leslie	3B	New York Mets	11	Bobby Ralston	2B/SS	San Francisco Giants	17	
	Steve Brasher	RHP	New York Mets	46	Wayne Bonham	OF	San Francisco Giants	28	
	Richard Seminoff	RHP	Philadelphia Phillies	24	1984	Scott Nossek	LHP	Chicago White Sox	35
	Richard Johnson	RHP	Philadelphia Phillies	3	Bobby Ralston	2B/SS	Minnesota Twins	6	
	Kenneth Kurtz	2B	St. Louis Cardinals	36	1985	Mike Young	LHP	Philadelphia Phillies	2
1967	Mike Paul	LHP	Cleveland Indians	20	Tommy Hinzo	SS	Pittsburgh Pirates	1	
	Ed Southard	OF	Cleveland Indians	24	Joe Magrane	LHP	St. Louis Cardinals	1	
	Eddie Leon	SS	Cleveland Indians	2	1986	Todd Trafton	1B	Chicago White Sox	5
	Rich Hinton	LHP	Cleveland Indians	5	Tommy Hinzo	2B	Cleveland Indians	7	
	Patrick O'Brien	LHP	Los Angeles Dodgers	13	David Rohde	SS	Houston Astros	5	
	Steven Brasher	RHP	New York Mets	4	John Estes	LHP	Houston Astros	23	
1968	Jerry Stitt	OF	Cleveland Indians	32	David Carley	RHP	Milwaukee Brewers	16	
	Terry DeWald	2B	New York Mets	26	Jim McDonald	RHP	Montreal Expos	26	
	Tim Plodinec	RHP	St. Louis Cardinals	33	Jim Carroll	RHP	Oakland Athletics	16	
	Rich Hinton	LHP	San Diego Padres	4	Mike Senne	OF	St. Louis Cardinals	14	
	Bob O'Brien	LHP/1B	San Diego Padres	5	Mike Young	LHP	San Diego Padres	4	
1969	Rich Hinton	LHP	Chicago White Sox	3	Greg Alexander	RHP	Seattle Mariners	3	
	Timothy White	C	Cincinnati Reds	6	Gar Millay	2B	Texas Rangers	28	
	Rich Hinton	LHP	Cleveland Indians	4	1987	Steve Strong	C	Detroit Tigers	24
1970	Dave Jacome	SS	Cleveland Indians	19	Chip Hale	2B	Minnesota Twins	17	
	James Provenzeno	LHP	Houston Astros	22	Gil Heredia	RHP	San Francisco Giants	9	
1971	Larry Dierks	LHP	California Angels	2	Gary Alexander	OF	Texas Rangers	8	
	Steven Mikulic	SS	Cleveland Indians	3	1988	Greg Fowble	2B	Cleveland Indians	49
1972	Johnny Glenn	OF/2B	St. Louis Cardinals	36	Dave Shermet	OF	Houston Astros	12	
1973	Robert Allen	3B	Kansas City Royals	52	Kenny Lofton	OF	Houston Astros	17	
1974	Mike Gatlin	3B	Cincinnati Reds	1	Heath Lane	RHP	Milwaukee Brewers	16	
	Ben Heise	SS	Cleveland Indians	10	1989	Trever Hoffman	SS	Cincinnati Reds	11
	Scott Norris	OF	New York Yankees	9	Kevin Long	OF	Kansas City Royals	31	
	Dennis Haines	C	Oakland Athletics	4	Scott Erickson	RHP	Minnesota Twins	4	
1975	Dave Stegman	OF	Boston Red Sox	9	Alan Zinter	C	New York Mets	1	
	Steve Powers	RHP	Detroit Tigers	8	J.T. Snow	1B	New York Yankees	5	
	Ron Hassey	3B	Kansas City Royals	22	Todd Devereaux	OF	New York Yankees	33	
	Mike Gatlin	3B	Minnesota Twins	5	1990	Lance Dickson	LHP	Chicago Cubs	1
1976	Dave Stegman	OF	Atlanta Braves	2	Troy Bradford	RHP	Chicago Cubs	2	
	Stephen Vaughn	OF	Baltimore Orioles	4	Steve Gill	OF	San Diego Padres	13	
	Bruce Ferguson	RHP	California Angels	31	Don Pruitt	RHP	Milwaukee Brewers	23	
	Ron Hassey	C	Cleveland Indians	18	Todd Edwards	OF	Milwaukee Brewers	29	
	Ken Bolek	OF	Detroit Tigers	24	Jason Hisey	RHP	Chicago White Sox	33	
	Dave Stegman	OF	Detroit Tigers	1	1991	Damon Mashore	OF	Oakland Athletics	9
	Steve Powers	RHP	Philadelphia Phillies	2	Jason Hisey	RHP	St. Louis Cardinals	20	
	Steve Powers	RHP	Pittsburgh Pirates	1	Todd Ingram	RHP	Oakland Athletics	21	
	Bill Simpson	3B	St. Louis Cardinals	20	Jack Johnson	C	Los Angeles Dodgers	30	
	1977	Les Pearsey	SS	California Angels	28	1992	Billy Owens	1B	Baltimore Orioles
Lynn Garret	OF	Cleveland Indians	11	Jason Bates	SS	Colorado Rockies	7		
Glen Wendt	SS	Cleveland Indians	12	Chris Gump	2B	New York Mets	26		
1978	Ramon Murillo	RHP	Chicago White Sox	11	1993	George Arias	3B	California Angels	7
	Craig Chamberlan	RHP	Kansas City Royals	1	Tim Schweitzer	LHP	Seattle Mariners	7	
	James Manship	RHP	Milwaukee Brewers	28	Jason Thompson	1B	San Diego Padres	9	
	Les Pearsey	2B	Minnesota Twins	8	Willie Morales	C	Oakland Athletics	14	
	David Crutcher	RHP	Texas Rangers	3	Chris Gump	2B	San Francisco Giants	17	
1979	Wes Clements	OF/1B	Chicago Cubs	38	Mike Schiefelbein	RHP	San Diego Padres	26	
	Craig Lefferts	LHP	Kansas City Royals	7	Tom Landry	1B	Milwaukee Brewers	31	
	Brad Mills	3B	Montreal Expos	17	Richard Lemons	OF	Cleveland Indians	32	
1980	Craig Lefferts	LHP	Chicago Cubs	9	John Tejcek	OF	Seattle Mariners	32	
	Wes Clements	OF/1B	Houston Astros	6	James Motte	SS	Minnesota Twins	35	
	Jeff Morris	LHP	Houston Astros	15	Rob Ippolito	RHP	Seattle Mariners	69	
	Terry Francona	OF	Montreal Expos	1	1994	Steve Arffa	LHP	New York Mets	13
	Greg Bargar	RHP	Montreal Expos	3	Mike Schiefelbein	RHP	San Francisco Giants	15	
	John Moses	OF	Seattle Mariners	16	Ted Warrecker	RHP	Cleveland Indians	24	
1981	Dick Seidel	RHP	California Angels	2	1995	Anthony Marnell	C	San Diego Padres	22
	Dwight Taylor	OF	Cleveland Indians	7	1996	Darren Hooper	OF	Baltimore Orioles	3
1982	Ron Sismondo	LHP	Milwaukee Brewers	11	John Powers	2B	San Diego Padres	21	
	Dave Rooker	OF	Kansas City Royals	31	Jason Ford	LHP	Colorado Rockies	28	
Tom Barrett	2B	New York Yankees	26	1998	Darrell Hussman	RHP	Cincinnati Reds	4	
Kevin Ward	OF	St. Louis Cardinals	29	Ryan Moskau	LHP	Los Angeles Dodgers	6		
Ron Sismondo	LHP	Seattle Mariners	13	Greg Clark	C	St. Louis Cardinals	8		
Ed Vosberg	LHP	Toronto Blue Jays	11	James Johnson	LHP	Milwaukee Brewers	10		
					Jason Hendricks	OF	Montreal Expos	13	

2021  
WILDCATS

2020  
REVIEW

PAC-12  
OPPONENTS

HISTORY &  
RECORDS

HI CORBETT  
FIELD

# MLB DRAFT HISTORY (cont.)

Year	Player	Pos.	Organization	Round	Year	Player	Pos.	Organization	Round
<b>1998</b>	Erik Mattern	2B	San Francisco Giants	16	<b>2012</b>	Alex Mejia	SS	St. Louis Cardinals	4
<b>cont.</b>	Colin Porter	OF	Houston Astros	17		Robert Refsnyder	OF	New York Yankees	5
	Kenny Corley	1B	Anaheim Angels	33		Kurt Heyer	RHP	St. Louis Cardinals	6
	Rob Shabansky	LHP	Boston Red Sox	39		Seth Mejias-Brean	3B	Cincinnati Reds	8
	Omar Moraga	3B	Cleveland Indians	50		Joey Rickard	OF	Tampa Bay Rays	9
<b>1999</b>	Josh Pearce	RHP	St. Louis Cardinals	2 (S)	<b>2013</b>	Brandon Dixon	3B	Los Angeles Dodgers	3
	Mike Meyer	RHP	San Francisco Giants	14		Johnny Field	OF	Tampa Bay Rays	5
	Dennis Anderson	C	Florida Marlins	25		Konner Wade	RHP	Colorado Rockies	7
<b>2000</b>	Dave Abbott	RHP	Toronto Blue Jays	8		James Farris	RHP	Houston Astros	15
	Keoni DeRenne	SS	Atlanta Braves	12		Nick Cunningham	RHP	Baltimore Orioles	20
	Ben Diggins	RHP	Los Angeles Dodgers	1		Augey Bill	LHP	Baltimore Orioles	39
	Mike Meyer	RHP	St. Louis Cardinals	23	<b>2014</b>	James Farris	RHP	Chicago Cubs	9
<b>2001</b>	Matt Abram	2B/OF	Minnesota Twins	37		Trent Gilbert	2B	Oakland Athletics	15
	Shelley Duncan	OF	New York Yankees	2		Tyler Parmenter	RHP	Cincinnati Reds	21
	Ernie Durazo	1B/C	Toronto Blue Jays	12	<b>2015</b>	Kevin Newman	SS	Pittsburgh Pirates	1
	Kenny Huff	OF	Minnesota Twins	36		Scott Kingery	2B	Philadelphia Phillies	2
<b>2002</b>	Chris Cunningham	C	Pittsburgh Pirates	13		Xavier Borde	LHP	Baltimore Orioles	36
	Brad Hassey	SS	Toronto Blue Jays	19	<b>2016</b>	Bobby Dalbec	3B	Boston Red Sox	4
	Sean Rierson	RHP	San Francisco Giants	26		Zach Gibbons	OF	LA Angels of Anaheim	17
<b>2003</b>	Brian Anderson	OF	Chicago White Sox	1		Cody Ramer	INF	LA Angels of Anaheim	19
	Richie Gardner	RHP	Cincinnati Reds	6		Kevin Ginkel	RHP	Arizona Diamondbacks	22
	Joe Little	LHP	Tampa Bay Devil Rays	26		Nathan Bannister	RHP	Seattle Mariners	28
	Clarence Farmer	OF	Los Angeles Dodgers	49		Ryan Aguilar	1B/OF	Milwaukee Brewers	31
	Sean Rierson	RHP	San Diego Padres	50	<b>2017</b>	JJ Matijevic	1B	Houston Astros	2
<b>2004</b>	Koley Kolberg	RHP	Arizona Diamondbacks	6		Jared Oliva	OF	Pittsburgh Pirates	7
	John Hardy	INF	Philadelphia Phillies	6		JC Cloney	LHP	Kansas City Royals	9
	Richard Mercado	C	Arizona Diamondbacks	12		Cameron Ming	LHP	Baltimore Orioles	14
<b>2005</b>	Trevor Crowe	OF	Cleveland Indians	1		Louis Boyd	SS	Seattle Mariners	24
	Nick Hundley	C	San Diego Padres	2		Rio Gomez	LHP	Boston Red Sox	36
	Jordan Brown	1B	Cleveland Indians	4	<b>2018</b>	Alfonso Rivas	1B	Oakland Athletics	4
	John Meloan	RHP	Los Angeles Dodgers	5		Cody Deason	RHP	Houston Astros	5
	Kevin Guyette	RHP	Boston Red Sox	10		Michael Flynn	RHP	Pittsburgh Pirates	5
	Chris Frey	OF	Colorado Rockies	11		Cesar Salazar	C	Houston Astros	7
	Jeff Van Houten	OF	Florida Marlins	13		Tylor Megill	RHP	New York Mets	8
	Brad Boyer	INF	Seattle Mariners	14		Cal Stevenson	CF	Toronto Blue Jays	10
<b>2006</b>	Jason Donald	INF	Philadelphia Phillies	3		Travis Moniot	SS	Chicago White Sox	17
	Mark Melancon	RHP	New York Yankees	9		Ryan Haug	C	Pittsburgh Pirates	27
	Brad Boyer	INF	San Francisco Giants	13	<b>2019</b>	Cameron Cannon	SS	Boston Red Sox	2
	Brad Mills	LHP	Toronto Blue Jays	22		Nick Quintana	3B	Detroit Tigers	2
<b>2007</b>	Brad Mills	LHP	Toronto Blue Jays	4		Matthew Fraizer	OF	Pittsburgh Pirates	3
	Daniel Schlereth	LHP	Oakland Athletics	8		Avery Weems	LHP	Chicago White Sox	6
	Eric Berger	LHP	Oakland Athletics	9		Andrew Nardi	LHP	Miami Marlins	16
	Bill Rhinehart	OF/1B	Washington Nationals	11		Randy Labaut	LHP	Cleveland Indians	35
	C.J. Ziegler	1B	St. Louis Cardinals	37	<b>2020</b>	Austin Wells	C	New York Yankees	1
	Colt Sedbrook	INF	Chicago Cubs	42		Matthew Dyer	C/UTIL	New York Mets	4
	David Coulon	LHP	Colorado Rockies	42					
<b>2008</b>	Ryan Perry	RHP	Detroit Tigers	1					
	Daniel Schlereth	LHP	Arizona Diamondbacks	1					
	T.J. Steele	OF	Houston Astros	4					
	Jon Gaston	OF	Houston Astros	7					
	Eric Berger	LHP	Cleveland Indians	8					
	Mike Colla	RHP	Pittsburgh Pirates	14					
	David Coulon	LHP	Minnesota Twins	15					
	C.J. Ziegler	1B	San Francisco Giants	16					
	Brad Glenn	3B	Oakland Athletics	17					
	Preston Guilmet	RHP	Oakland Athletics	22					
	Colt Sedbrook	2B	St. Louis Cardinals	22					
<b>2009</b>	Jason Stoffel	RHP	San Francisco Giants	4					
	Cory Burns	RHP	Cleveland Indians	8					
	Preston Guilmet	RHP	Cleveland Indians	9					
	Dillon Baird	1B/3B	LA Angels of Anaheim	11					
	Dwight Childs	C	Cleveland Indians	18					
	Brad Glenn	INF/OF	Toronto Blue Jays	23					
<b>2010</b>	Steve Selsky	OF	Colorado Rockies	34					
<b>2011</b>	Kyle Simon	RHP	Baltimore Orioles	4					
	Bryce Bandilla	LHP	San Francisco Giants	4					
	Cole Frenzel	1B	New York Mets	7					
	Andy Burns	SS	Toronto Blue Jays	11					
	Matt Chaffee	LHP	Atlanta Braves	12					
	Jett Bandy	C	LA Angels of Anaheim	31					
	Steve Selsky	OF	Cincinnati Reds	33					
	Bryce Ortega	2B	Washington Nationals	41					

2021 WILDCATS

2020 REVIEW

PAC-12 OPPONENTS

HISTORY & RECORDS

HI CORBETT FIELD

# 1976 National Champions

The 1976 baseball team won the first of the University of Arizona's 16 national championships in school history.

After posting a 48-16 regular season record, the Cats cruise through the Midwest Regional in Edinburg, Texas, scoring 23 times in three games while surrendering only a total of three runs. Arizona shutout Pan American, 5-0, behind the pitching of Steve Powers' five hitter in the opening game of the regional. Missouri provided little challenge in game two, as UA raced out to 5-1 lead through six and added two more in the seventh and three in the eighth for a 10-1 victory.

Every Wildcat starter had at least one hit in the game and eight of the starting nine scored at least once. With a trip to the College World Series on the line, the Wildcats left no doubt as to who it would be, as Arizona dismantled Texas A&M, 8-2. Sophomore Dave Crutcher struck out 12 Aggies in a complete game performance on the mound.

In Omaha, Arizona lost a game early, but never lost hope. Up 4-2 through seven innings in its first game in Omaha, UA stumbled, 7-6, in 10-innings to rival Arizona State to fall into the losers bracket.

Down, but not out, the Cats rallied after their initial loss. UA bested Oklahoma, 10-2, in game two behind a 5-for-6, two RBI, three run performance by All-American Ron Hassey. In game three, against Clemson, Arizona jumped out to an early 6-1 lead and held on for a 10-6 victory. Don Zimmerman and Pete Van Horne supplied the fireworks against the Tigers, combining for five hits, five RBIs and five runs scored.

Eastern Michigan, whom the Cats would see again in the title game was up next. Les Pearsey's three run home run in the fifth brought the Cats back from an early deficit and a five run ninth earned the Cats a 11-6 win and a chance at redemption for their lone CWS loss.

Facing the Sun Devils for the eighth time in 1976 the Wildcats, and more importantly Steve Powers, had Arizona State's number. Working a complete game, Powers surrendered only four hits and a lone unearned run in the bottom of the ninth for a 5-1 win and a berth in the fourth title-game in school history.

Facing Eastern Michigan for the second time in the series, the result was very much the same, as UA crushed the Eagles 7-1 for the national championship. Dave Stegman and Powers each had three RBIs in the game and Rob Chaulk tossed a complete game six hitter.

Designated hitter/pitcher Powers was named the World Series MVP after completing the six games 8-for-22 (.364) with six RBIs and two home runs, including a two-run shot in the championship game. He also worked 17.1 innings on the mound, including the complete game, four hitter against Arizona State in the semifinal game. He struck out 10 in two appearances.

Coach Jerry Kindall, who became the first person to both play for and coach a national championship team, was honored with the Coach of the Year Award by the ABCA, the first of three such awards that he would win during his tenure at UA.

June 18, 1976  
Omaha, Nebraska  
Rosenblatt Stadium

Innings	1	2	3	4	5	6	7	8	9	R	H	E
Eastern Michigan	0	0	0	0	0	0	0	0	1	1	6	0
Arizona	0	0	1	4	1	0	0	1	x	7	14	0

**Eastern Michigan (46-16)**

Player	ABR	H	RBI
Randy Brier dh	4	0	1
Ted Olsen lf	4	0	0
Glenn Gulliver ss	3	1	1
Jerry Keller c	4	0	0
Glenn Ambrose 1b	3	0	2
Mike Lauerman cf	4	0	0
Thom Boutin rf	2	0	0
Brian Petroff 3b	3	0	1
Schultz 2b	2	0	1
Jim Luckhart ph	1	0	0
Dan Carrey 2b	0	0	0

**Arizona (56-17)**

Player	AB	R	H	RBI
Don Zimmerman lf	4	2	1	0
Glenn Wendt ss	4	2	2	0
Dave Stegman cf	4	0	3	3
Ron Hassey c	4	0	2	1
Les Pearsey 2b	5	0	1	0
Peter Van Horne 1b	4	2	3	0
Ken Bolek rf	3	0	0	0
Steve Powers dh	3	1	2	3
William Simpson 3b	4	0	0	0

E - None; **DP** - EMU 2; Arizona 1; **LOB** - EMU 5; Arizona 10; **2B** - Stegman; Petroff; **3B** - Stegman; **HR** - Powers; Gulliver; **SH** - Bolek

**Eastern Michigan**

Pitcher	IP	H	R	ER	K	BB
Bob Welch	3.2	8	4	4	3	2
Bob Owchinko	4.1	6	3	3	2	3

**Arizona**

Pitcher	IP	H	R	ER	K	BB
Robert Chaulk	9	6	1	1	5	3

**Win** - Chaulk (11-2); **Loss**- Welch (10-2); **Save**- None  
**WP** - Owchinko; **PB** - Hassey  
Start: 7:47; Time: 2:06; Att.: 11,576

**1976 Road To Omaha**

**Regular Season Record:** 48-16

**NCAA Regional at Edinburg, Texas**

May 28	Pan American	W 5-0
May 29	Missouri	W 10-1
May 30	Texas A&M	W 8-2

**NCAA Championships, Omaha, Nebraska**

June 12	Arizona State	L 6-7
June 13	Oklahoma	W 10-2
June 14	Clemson	W 10-6
June 16	Eastern Michigan	W 11-6
June 17	Arizona State	W 5-1
June 18	Eastern Michigan	W 7-1

# 1980 National Champions

With the lessons learned from the College World Series experience in 1979, the Wildcats nabbed their second national championship in baseball. Powered by Golden Spikes Award winner and College World Series MVP Terry Francona at the plate and Craig Lefferts on the mound, the 1980 team was on a mission for the championship.

Opening the season with a three game series against defending national champion Cal-State Fullerton, UA set the early tone for the season by taking a pair of games from the Titans. However, the Cats found themselves with a very average 17-11-3 record 31 games into the season, but a sweep over Colorado in the final non-conference series of the year propelled the Cats to 14 wins in their next 17 games. In the final series of the season, against Arizona State, the Cats faced their instate rival with a 31-14-3 record. With Arizona needing only one win to qualify for the NCAA tournament, the Sun Devils pushed UA to the final regular season game before succumbing to a dominate Wildcat team, 22-4. Including the West Regional, hosted by Arizona, a school record 113,951 fans came out to Wildcat Field to watch the Cats in 1980, an average of over 3,250 fans per game.

In what was considered the toughest regional in the country, sixth-ranked Arizona came from behind to top ninth-ranked Fresno State and thrice beat upstart Gonzaga, which had upset defending national champion Cal-State Fullerton twice, to advance to its second consecutive College World Series, its 12th overall appearance.

Much like the 1976 championship team, the Cats dropped their first game of the College World Series losing, 6-1, to St. John's. Battling back from the losers bracket, freshman sensation Ed Vosberg earned his sixth win of the season with a 5-3 victory over Florida State. Lefferts shut down Big Ten power Michigan 8-0 in game three, handcuffing the Wolverines on five hits, while striking out seven.

Up next was the only undefeated team left in World Series play, the Hawaii Rainbows. Arizona's chances for a second national title looked bleak as the Rainbows held a 2-0 lead into the eighth. Faced with tournament elimination, Scott Stanley launched a 380-foot grand slam into a 15 m.p.h. wind to give Cats a 4-2 advantage. UH responded with a pair of runs of its own in the bottom of the of the eighth to tie the score and send the game into extra innings. In the 11th, Dwight Taylor and John Moses came up back-to-back triples to open the inning, giving the Cats the lead. After tacking on an insurance run for a 6-4 advantage, Greg Barger closed out the victory on the mound for his seventh win of the season.

Arizona's incredible ride continued for another day. In what many considered to be the national championship game, the Cats met up with Pac-10 foe Cal for the right to advance to the title game. A seesaw shootout between the Bears and Cats ensued. Cal jumped out to a 8-3 lead through four innings, but the perseverant Cats chalked up five of their own in the fifth to tie the game. Not to be outdone, the Bears plated two of their own in the sixth for a 10-8 advantage. The cornered Cats clawed their way back with a run in the eighth and two in the ninth to steal the win, 11-10, and advance to the World Series title game, a re-match with Hawaii.

Unlike the two previous games, the title game offered very little surprises as Arizona built up a 5-1 lead on UH, and held on for a 5-3 victory. Coach Kindall was quoted as saying "there was no way Hawaii was going to beat us.". Pitching heroes Lefferts and Barger earned the win and save, respectively, in the title game.

The two hurlers were both named to the All-World Series team. Lefferts posted a 2-0 record with a 0.57 ERA and nine strikeouts in 15.2 innings pitched. Barger earned two saves and a win in 10.1 innings. He struck out 10 while surrendering only one earned run. World Series MVP Francona recorded an impressive .458 batting average (11-for-24) while swatting a home run, two doubles and a triple. He drove in six and scored seven times in six games. Also named to the All-World Series team was first baseman Wes Clements. Clements finished the series hitting .318 (7-for-22) with two home runs and two doubles. He drove in five and scored five times as well. Coach Kindall was named Coach of the Year for the second time.

## 1980 College World Series Championship Game Omaha, Nebraska Rosenblatt Stadium June 6, 1980

Innings	1	2	3	4	5	6	7	8	9	R	H	E
Hawaii	0	0	0	1	0	0	2	0	0	3	10	4
Arizona	0	1	0	3	0	1	0	0	x	5	12	2

### Hawaii (60-18)

Player	AB	R	H	RBI
Rick Bass cf	5	0	1	0
Thad Reece 2b	5	1	1	0
Collin Tanabe c	4	2	3	0
Jay Erdahl lf	5	0	0	0
Les Kakazu dh	4	0	1	0
Joel Lomo pr	0	0	0	0
Kimo Perkins 3b	4	0	2	3
Kevin Williams rf	4	0	1	0
Howard Dashefsky 1b	3	0	1	0
Eric Tokunaga ss	4	0	0	0

### Arizona (45-21-1)

Player	AB	R	H	RBI
Dwight Taylor rf	5	0	2	1
John Moses cf	4	0	1	0
Terry Francona lf	4	0	0	0
Wes Clements 1b	4	1	3	0
Scott Stanley dh	4	1	2	1
Ron Quick 2b	2	0	0	0
Casey Candaele 3b	4	1	1	0
Clark Crist ss	3	2	2	1
Don Hyman c	3	0	1	1

E - Reece; Tanabe; Erdahl; Dashefsky; Candaele; Hyman; **DP** - None; **LOB** - Hawaii 10; Arizona 9; **HBP** - Crist (by Olmos); Hyman (by Olmos); **2B** - Clements 2; Stanley; Crist; **SH**- Quick; **SB** - Williams; Taylor

### Hawaii

Pitcher	IP	H	R	R	K	BB
Smith	3.2	8	4	4	1	1
Olmos	3	3	1	0	3	1
Kakazu	0.2	1	0	0	1	0
Duquette	0.2	0	0	0	1	0

### Arizona

Pitcher	IP	H	R	ER	K	BB
Craig Lefferts	6.2	10	3	1	2	2
Greg Barger	2.1	0	0	0	2	0

**Win** - Lefferts (7-2); **Loss** - Smith (11-2); **Save** - Barger (5)  
**WP** - Lefferts, Olmos; **Time**: 2:41; **Att.**: 15,276

## 1980 Road to Omaha

**Regular Season Record**: 37-20-1

### NCAA West Regional in Tucson, Ariz.

May 23	Fresno State	W 5-4
May 24	Gonzaga	W 13-9
May 25	Gonzaga	W 8-5

### NCAA College World Series, Omaha, Nebraska

May 30	St. John's	L 1-6
May 31	Florida State	W5-3
June 2	Michigan	W8-0
June 4	Hawaii - 11 innings	W6-4
June 5	California	W11-10
June 6	Hawaii	W5-3

# 1986 National Champions

Returning all eight starters in field, the Wildcats won their third national championship in baseball. The Wildcat Nine started the season ranked third in the country and after splitting a two game series with Grand Canyon, Arizona faced Division II foe Cal-State Dominguez Hills. Behind the coaching of current Wildcat skipper Andy Lopez; the Toros shocked the Cats by taking two of three at Sancet Field. Despite the early setback, the Cats got back on track and jumped out to a 23-12 record at the midpoint of the season. The Cats went on a roll in the second half of the regular season, finishing 10-3 in their final 13 games, including a sweep over Arizona State in the regular season series finale. Arizona finished tied with Stanford for second place in the Pac-10 South and received an at-large bid for the NCAA Tournament.

Sent to Austin, Texas, Arizona breezed through the Central Region. The Cats crushed San Diego State 26-5 in their opening game in postseason play. The first three hitters in Arizona's order, Tommy Hinzo, Chip Hale and Mike Senne, combine for 10 of Arizona's 25 hits in the game, 11 RBIs and seven runs scored. Against host school Texas, the Cats broke open the contest with five runs in fifth, en route to a 9-3 win. In the next game, a six-run third proved to be more than Pepperdine could handle in a 10-6 UA win, giving the Cats control of the region. The Waves put up a fight in the regional championship game, but the Cats' Gil Heredia tossed a complete game for his 15th win of the season in UA's 5-3 win. The victory pushed the Cats' season to Omaha and the 14th College World Series appearance in school history.

In what is considered to be one of the most dramatic games in College World Series history, Arizona and Maine's opening round game provided fireworks down to the final pitch and proved that no opponent's lead was safe while facing Kindall's "Cardiac Kids". Down 7-0 through the first six and a half innings, the Wildcats rallied for a run in the seventh, four in the eighth and three in the ninth to steal the victory from the Black Bears, 8-7. Dave Shermet's name will long be remembered by Wildcats fans for his ninth inning heroics in that opening game. In a scene from every ballplayer's childhood dreams, the pinch-hitting sophomore lined a full-count, two-out pitch over the scoreboard in left field for a walk-off, two-run homer. Senior Joe Estes, who would win a pair of games out of the bullpen for Arizona in the CWS, was the beneficiary of Shermet's heroics, earning the victory with a perfect inning of relief.

The come-from-behind method of victory would be a tactic employed by the Wildcats throughout the CWS. In game seven of the series, the Cats trailed Loyola Marymount, 5-4, through six innings. Todd Trafton's two-run homer in the seventh gave them the lead and an insurance run in the eighth provided an extra run in the 7-5 Arizona victory. Game One winner Estes tallied his second win in as many games on the mound. The left-hander came on in relief of starter Gary Alexander and shut down the Lions bats with 3 1/3 innings of two-hit work.

Florida State jumped out to a quick 5-1 lead through the first two innings in Game 11, but future Major Leaguer Gil Heredia settled down on the mound and limited the Seminole offense to only four hits over the final seven innings in a complete game performance. The Wildcat bats bailed Heredia out with a five-run sixth, three of which came on Mike Senne's home run to left-center. The Cats went on to win, 9-5, for their third victory in Omaha.

Miami (Fla.) ruined Arizona's perfect run through the series with a 4-2 win in Game 13, but true to fashion, the Wildcats had a chance to come back. Arizona scored once in the ninth to make it a two run lead and had the tying runs on first and third when the final out was recorded.

Arizona's lone loss in the '86 World Series didn't temper the Cats in the championship game. Arizona exploded for 10 runs on 11 hits against Florida State. Starter Alexander tossed a complete game for his eighth win of the season, defeating 20-game winner Mike Loynd in the process. Gar Millay went 3-for-4 in the game with a home run, three RBIs and two runs scored. World Series MVP Senne was 2-for-5 with a home run, two RBIs and two runs scored. He finished the five-game series 10-for-21 (.476) with two home runs, eight runs scored and six RBI.

## 1986 College World Series Championship Game June 9, 1986 Omaha, Nebraska Rosenblatt Stadium

Innings	1	2	3	4	5	6	7	8	9	R	H	E
Florida State	0	0	0	0	0	0	0	0	2	2	7	2
Arizona	0	0	0	1	1	4	3	1	X	10	11	3

### Florida State (61-13)

Player	AB	R	H	RBI
Jose Marzan 1b	3	1	0	0
Paul Sorrento rf	4	0	0	0
Luis Alicea 2b	4	1	1	0
Bien Figueroa ss	4	1	2	1
Eric Mangham cf	4	0	1	0
Steve Taddeo dh	2	0	1	0
Tom Zoeller ph	1	0	0	0
Ed Fulton c	4	0	1	1
Barry Blackwell 3b	2	0	0	0
Chad McClellan 3b	1	0	0	0
Greg Clayborne lf	0	0	0	0
Craig Saxner ph	1	0	0	0

### Arizona (49-19)

Player	AB	R	H	RBI
Tommy Hinzo 2b	4	2	1	0
Chip Hale 3b	4	2	2	1
Mike Senne lf	5	2	2	2
Todd Trafton 1b	3	2	2	1
Steve Strong c	4	0	1	0
Pat Waid pr	0	0	0	0
Dave Taylor c	0	0	0	0
Gar Millay rf	4	2	3	3
Dave Shermet pr	0	0	0	0
Chuck Johnson cf	4	0	0	0
Gary Alexander p/dh	4	0	0	0
Dave Rohde ss	4	0	0	1

**E** - Trafton, Mangham, Rohde, Blackwell, Hinzo; **DP** - Arizona, 3; **LOB** - Florida State 6, Arizona 5; **HBP** - Clayborne (by Alexander); **2B** - Figueroa, Millay, Hale, Senne, Mangham; **3B** - Hale, Alicea; **HR** - Senne, Millay; **SH** - Clayborne; **SB** - Taddeo, Rohde, Hinzo

### Florida State

Pitcher	IP	H	R	ER	K	BB
Mike Loynd	5.0	3	3	1	6	1
Richie Lewis	1.2	4	5	5	2	1
Ed Porcelli	1.1	4	2	2	1	1

### Arizona

Pitcher	IP	H	R	ER	K	BB
Gary Alexander	9.0	7	2	2	5	2

**Win** - Alexander (8-2); **Loss** - Loynd (20-3); **Save** - None  
**WP** - Loynd; **Time**: 2:44; **Att.**: 12,659

## 1986 Road to Omaha

**Regular Season Record**: 41-18

### NCAA Regional Championship at Austin, Texas

May 22	San Diego State	W 26-5
May 23	at Texas	W 9-3
May 24	Pepperdine	W 10-6
May 25	Pepperdine	W 5-3

### NCAA College World Series at Omaha, Nebraska

May 30	Maine	W 8-7
June 2	Loyola Marymount	W 7-5
June 6	Florida State	W 9-5
June 7	Miami	L 2-4
June 9	Florida State	W 10-2

## 2012 National Champions

Invigorated by the transition to Hi Corbett Field, Arizona baseball re-established itself as one of the premier programs across the nation in 2012. Excitement and optimism surrounded the program leading up to Opening Weekend against North Dakota State, and nearly 9,000 turned out to the old, but new home of Arizona baseball on a few chilly late February days. Hall of Fame coach Jerry Kindall was joined by fellow coaches Jim Wing and Jerry Stitt, along with over 100 baseball alums, including 1980 Golden Spikes Award winner Terry Francona, to unify support for the program stepping into a promising new era.

Arizona boasted a veteran offensive lineup that kept it ranked consistently in the top-20 of the national polls throughout the season. Momentum began to build by mid-season, when the Wildcats swept then-No. 2 Stanford in three games at Hi Corbett Field. The series drew 10,756 fans, the most for a three-game home set in more than 20 seasons. It was a weekend that proved two things: 1) Arizona could compete with any team in the country, and 2) the Wildcats had a true home field advantage with large and spirited crowds that would be attractive in the bidding process to host postseason games.

The Wildcats stumbled upon two bumps in the road as they hit the second half of the season. Despite winning the opening-game of a three-game showdown against UCLA, the Wildcats dropped their first weekend series of the season in mid-April. A few weeks later, Arizona dropped out of the Pac-12 lead when Oregon took two-of-three from the Cats in Tucson. From that point on, Arizona was in playoff mode if it wished to contend for the Pac-12 Championship and host an NCAA regional for the first time since 1992.

Arizona promptly swept California, won a non-conference tilt in Tempe against Arizona State, and won two-of-three at USC to post an impressive 6-1 record on a season-long seven-game road swing. That kept the Cats in position for a Pac-12 Championship going into the final weekend, but they still trailed the Oregon Ducks by one full game and UCLA was just a game behind the Wildcats. Alas, Oregon was swept by its rival, Oregon State, while the Bruins swept their rival, USC. Arizona captured a pair of thrilling walk-off wins on a weekend that drew 14,055 fans to Hi Corbett Field, the second win coming on the final day of the season when Johnny Field lined a single into left field to secure the Wildcats the Pac-12 Co-Championship with UCLA, the Wildcats' first league crown since 1992.

On that final Sunday in May, Arizona also learned that it would host an NCAA Regional for the first time since 1992. The following weekend, the Wildcats hosted Missouri, Louisville and New Mexico State in the double-elimination tournament. Arizona's opening game was a 15-3 rout of the Tigers before a crowd of more than 5,000. A day later, the Wildcats dismantled Louisville, 16-4, before more than 4,000 fans. And on a Sunday evening, Arizona again clobbered the Cardinals, 16-3, to advance to the Super Regionals for the first time since 1988. That same day, No. 6 national seed North Carolina was upset in Chapel Hill by St. John's, opening the door for the Wildcats to host the Red Storm in the Super Regionals the following weekend.

Due to television obligations, the Tucson Super Regional games were slated for noon starts in the summer heat. It did not faze the Wildcats or their fans. An enthusiastic throng of 2,500 showed up on a Friday afternoon – a work day nonetheless – to witness a most thrilling comeback. Behind ace Kurt Heyer, the Wildcats fell behind the Red Storm, 5-0. But Heyer remained resilient, buying his offense enough time to chip away at the deficit and eventually tie the game 5-5. The game went into the 10th inning, when Heyer, who was still pitching despite giving up a career-high 17 hits, allowed the go-ahead run.



Arizona had one more rally left in the tank, scoring a pair of runs in the bottom half of the inning, including a walkoff single by freshman Trent Gilbert to hand the hosts a 6-5 extra-inning victory. A day later, right-hander Konner Wade tossed a complete game and the Wildcats outscored the Red Storm, 7-4, before nearly 4,000 sun-drenched fans who stayed to celebrate Arizona clinching a berth to the College World Series for the 16th time in school history.

Arizona arrived in Omaha a week later as one of the hottest teams in the country, winners in 13 of their last 15 ballgames, including six straight and all five in the postseason. Still, top-seed Florida, second-seed UCLA and two-time defending national champion South Carolina were the favorites. Arizona's first opponent, Florida State, was coached by Mike Martin, in search of his first national championship despite 15 appearances in Omaha. The Wildcats were even overshadowed by Cinderella stories from Stony Brook and Kent State, making the first appearance for their respective schools. However, over the course of the next two weeks, the 2012 Wildcats cemented their place in College World Series lore as one of the most dominant teams in recent memory.

The Wildcats opened eyes by winning their first game against the Seminoles in dramatic fashion. Locked in a 3-3 tie, the game turned into a battle of the bullpens, presumed to be an Arizona weakness, in the late stages. A pair of freshmen – Tyler Crawford and Mathew Troupe – went toe-to-toe against the more heralded 'Noles bullpen and pitched 4.1 shutout innings. Then in the top of the 12th, Joey Rickard roped a one-out double to left-center and Johnny Field followed with a run-scoring double to right-center to hand the Wildcats a 4-3 edge. Troupe closed the door in the bottom of the inning, ending the game with a strikeout and stranding the tying run at third base for the victory.

A showdown with Pac-12 co-champion UCLA awaited, and again it was the Arizona pitching that stole the show. Wade tossed his second-consecutive complete game in the postseason, limiting the Bruins to just five hits in a 4-0 shutout win. Wade, who retired the first 14 batters of the game in order, became the first pitcher to throw a complete game shutout at the College World Series without a walk on his pitching line since 1972. He received all the run support he needed in a four-run fourth inning that held up as the final score and put Arizona in the driver's seat with three days of rest before its next game. Heyer and the Wildcats watched as Florida State eliminated the Bruins, to set up a rematch with the Seminoles. With a berth to the championship series on the line, Arizona wasted no time jumping out to a big lead. The Wildcats scored six firstinning runs and later added homers from Robert Refsnyder and Bobby Brown en route to a dominating 10-3 romp over Florida State. Heyer pitched into the eighth inning for the fourth time in as many postseason starts, and he earned his 13th victory of the season to take over the national lead.

# NATIONAL CHAMPIONSHIP TEAMS (2012)

South Carolina, which had lost its second game of the CWS to Arkansas, furiously fought back through the loser's bracket and defeated the Razorbacks twice to earn a spot in the championship finals for the third straight year. On paper, it was another classic Arizona offense vs. opponent's pitching. But Arizona's pitching staff was quietly becoming the key to success in the postseason.

Arizona sent Wade to the mound in the opening game, and the Scottsdale native delivered another dazzling pitching performance. Boosted by a two-run homer by Refsnyder in the first inning, the Wildcats rode the arm of Wade to an impressive 5-1 victory over the Gamecocks. Wade was masterful, allowing just six hits and a walk in his third-straight complete game performance of the postseason. He also became the first pitcher to toss two complete games at the College World Series since 2004, and put the Wildcats one win away from their fourth national championship.

Andy Lopez faced a difficult decision heading into the second game of the championship series. He could send his ace to the mound on short rest and match him up against South Carolina's postseason hero, Michael Roth, who was scheduled to throw on three days of rest. Instead, Lopez opted to send out No. 3 starter James Farris, who had not pitched in a game for 22 days since he shut out Louisville in the final game of the Tucson Regional.

Farris pitched perhaps the best game of his young career, matching up with the

All-American from South Carolina. The Wildcat right-hander tossed 7.2 innings, allowed only a pair of hits and just one run, exiting with two down in a 1-1 tie and the go-ahead run on base in the eighth inning. Troupe entered to strikeout the final hitter in the eighth, stranding the go-ahead run and sending the Wildcats back to the dugout with the momentum. Refsnyder, the 2012 Most Outstanding Player at the College World Series, led off the top of the ninth with a single. He was bunted to second base, before Bobby Brown drew an intentional walk that put defensive replace Brandon Dixon at the plate with one down. Hitless in his limited at bats in Omaha, Dixon ripped a slider down the third base lined for an RBI double. One batter later, Gilbert lined a two-run single to right field to open a three-run lead for the Wildcats. Troupe, despite loading the bases and allowing the winning run to step to the plate with one out, escaped the jam with a lineout and a flyout to capture the national championship with a 4-1 victory.

The Wildcats returned to Tucson a day later and were greeted by over 5,000 crazed fans at McKale Center celebrating the national championship trophy returning to Tucson for the first time since 1986. Much like they did on Opening Weekend, former coaches Kindall, Wing and Stitt were on hand to celebrate the school's fourth national championship. It was a fitting end to a magical season as the past and present of Arizona baseball helped set the stage for a bright future in the years to come. Indeed, Arizona is back amongst the nation's elite.

## 2012 College World Series Championship Game June 25, 2012 Omaha, Nebraska TD Ameritrade Park

Innings	1	2	3	4	5	6	7	8	9	R	H	E
Arizona	0	0	1	0	0	0	0	0	3	4	7	1
South Carolina	0	0	0	0	0	0	1	0	0	1	3	1

### Arizona (48-17)

Player	AB	R	H	RBI
Joey Rickard cf	5	0	0	0
Johnny Field lf	4	0	0	0
Alex Mejia ss	4	0	1	0
Robert Refsnyder rf	3	1	2	0
Seth Mejias-Brean3b	3	0	0	0
Bobby Brown dh	3	1	0	0
Joseph Maggi 1b	2	1	1	0
Brandon Dixon ph	2	1	1	1
Riley Moore c	3	0	0	0
Trent Gilbert 2b	4	0	2	3

### South Carolina (49-20)

Player	AB	R	H	RBI
Evan Marzilli cf	4	0	0	0
Joey Pancake ss	4	0	0	0
Christian Walker 1b	2	1	1	0
LB Dantzler 3b	3	0	1	0
Adam Matthews rf	4	0	1	0
Kyle Martin dh	3	0	0	1
TJ Costen ph	0	0	0	0
Tanner English lf	4	0	0	0
Grayson Greiner c	3	0	0	0
Chase Bergason 2b	3	0	0	0

E - Moore, R. (14); Dantzler (5), **LOB** - ARIZ 6; SC 7, **2B** - Maggi, J. (5); Dixon, B. (9)  
**HBP** - Greiner. **SH** - Refsnyder (3); Moore, R. (11). **SB** - Vergason (2)

### Arizona

Pitcher	IP	H	R	ER	K	BB
James Farris	7.2	2	1	2	4	2
Mathew Troupe	1.1	1	0	0	2	2

### South Carolina

Pitcher	IP	H	R	ER	K	BB
Michael Roth	6.2	3	1	1	3	1
Matt Price	1.2	3	3	3	2	1
Tyler Webb	0.2	1	0	0	1	0

**Win** - Troupe (6-1); **Loss** - Price (5-5); **Save** - None  
**Time**: 3:00; **Att.**: 23,872

## 2012 Road to Omaha

**Regular Season Record**: 37-17

### NCAA Regionals

#### at Tucson, Ariz.

June 1	Missouri	W 15-3
June 2	Louisville	W 16-4
June 3	Louisville	W 16-3

### NCAA Super Regionals

#### at Tucson, Ariz.

June 8	St. John's	W 7-6 (10)
June 9	St. John's	W 7-4

### NCAA College World Series

#### at Omaha, Nebraska

June 15	Florida State	W 4-3 (12)
June 17	UCLA	W 4-0
June 21	Florida State	W 10-3
June 24	South Carolina	W 5-1
June 25	South Carolina	W 4-1

# COLLEGE WORLD SERIES HISTORY

Year	Champion (record)	Score	Runner-Up
2020	None: COVID-19 pandemic	-	-
2019	Vanderbilt (59-12)	8-2 (2-1 series)	Michigan
2018	Oregon State (55-12-1)	5-0 (2-1 series)	Arkansas
2017	Florida (52-19)	6-1 (2-0 series)	LSU
2016	Coastal Carolina (55-18)	4-3 (2-1 series)	<b>ARIZONA</b>
2015	Virginia (44-24)	4-2 (2-1 series)	Vanderbilt
2014	Vanderbilt (51-21)	3-2 (2-1 series)	Virginia
2013	UCLA (49-17)	8-0 (2-0 series)	Mississippi State
<b>2012</b>	<b>ARIZONA (48-17)</b>	<b>4-1 (2-0 series)</b>	<b>South Carolina</b>
2011	South Carolina (54-14)	5-2 (2-0 series)	Florida
2010	South Carolina (54-16)	2-1 (2-0 series)	UCLA
2009	LSU (56-17)	11-4 (2-1 series)	Texas
2008	Fresno State (47-31)	6-1 (2-1 series)	Georgia
2007	Oregon State (49-18)	9-3 (2-0 series)	North Carolina
2006	Oregon State (50-16)	3-2 (2-1 series)	North Carolina
2005	Texas (56-16)	6-2 (2-0 series)	Florida
2004	Cal St. Fullerton (47-22)	3-2 (2-0 series)	Texas
2003	Rice (58-12)	14-2 (2-1 series)	Stanford
2002	Texas (57-15)	12-6	South Carolina
2001	Miami (Fla.) (53-12)	12-1	Stanford
2000	LSU (52-17)	6-5	Stanford
1999	Miami (Fla.) (50-13)	6-5	Florida St.
1998	USC (49-17)	21-14	Arizona St.
1997	LSU (57-13)	13-6	Alabama
1996	LSU (52-15)	9-8	Miami
1995	Cal St. Fullerton (57-9)	11-5	USC
1994	Oklahoma (50-17)	13-5	Georgia Tech
1993	LSU (53-17-1)	8-0	Wichita St.
1992	Pepperdine (48-11-1)	3-2	Cal St. Fullerton
1991	LSU (55-18)	6-3	Wichita St.
1990	Georgia (52-19)	2-1	Oklahoma St.
1989	Wichita St. (68-16)	5-3	Texas
1988	Stanford (46-23)	9-4	Arizona St.
1987	Stanford (53-17)	9-5	Oklahoma St.
<b>1986</b>	<b>ARIZONA (49-19)</b>	<b>10-2</b>	<b>Florida St.</b>
1985	Miami (Fla.) (64-16)	10-6	Texas
1984	Cal St. Fullerton (66-20)	3-1	Texas
1983	Texas (66-14)	4-3	Alabama
1982	Miami (Fla.) (55-17-1)	9-3	Wichita St.
1981	Arizona St. (55-13)	7-4	Oklahoma St.
<b>1980</b>	<b>ARIZONA (45-21-1)</b>	<b>5-3</b>	<b>Hawai'i</b>
1979	Cal St. Fullerton (60-14-1)	2-1	Arkansas
1978	USC (54-9)	10-3	Arizona St.
1977	Arizona St. (57-12)	2-1	South Carolina
<b>1976</b>	<b>ARIZONA (56-17)</b>	<b>7-1</b>	<b>Eastern Mich.</b>
1975	Texas (59-6)	5-1	South Carolina
1974	USC (50-20)	7-3	Miami (Fla.)
1973	USC (51-11)	4-3	Arizona St.
1972	USC (47-13-1)	1-0	Arizona St.
1971	USC (46-11)	7-2	Southern Ill.
1970	USC (45-13)	2-1 (15)	Florida St.
1969	Arizona St. (56-11)	10-1	Tulsa
1968	USC (43-12-1)	4-3	Southern Ill.
1967	Arizona St. (53-12)	11-2	Houston
1966	Ohio St. (27-6-1)	8-2	Oklahoma St.
1965	Arizona St. (54-8)	2-1	Ohio St.
1964	Minnesota (31-12)	5-1	Missouri
1963	USC (35-10)	5-2	<b>ARIZONA</b>
1962	Michigan (34-15)	5-4 (15)	Santa Clara
1961	USC (36-7)	1-0	Oklahoma St.
1960	Minnesota (34-7-1)	2-1 (10)	USC
1959	Oklahoma St. (27-5)	5-3	<b>ARIZONA</b>
1958	USC (29-3)	8-7 (12)	Missouri
1957	California (35-10)	1-0	Penn St.
1956	Minnesota (37-9)	12-1	<b>ARIZONA</b>
1955	Wake Forest (29-7)	7-6	Western Mich.
1954	Missouri (22-4)	4-1	Rollins
1953	Michigan (21-9)	7-5	Texas
1952	Holy Cross (21-3)	8-4	Missouri
1951	Oklahoma (19-9)	3-2	Tennessee
1950	Texas (27-6)	3-0	Washington St.
1949	Texas (23-7)	10-3	Wake Forest
1948	USC (26-4)	9-2	Yale
1947	California (31-10)	8-7	Yale

## College World Series Records

### Championships

	School	Titles	First	Last
1.	USC	12	1948	1998
2.	LSU	6	1991	2009
	Texas	6	1949	2005
4.	Arizona State	5	1965	1981
<b>5.</b>	<b>Arizona</b>	<b>4</b>	<b>1976</b>	<b>2012</b>
	Cal State Fullerton	4	1979	1984
	Miami (FL)	4	1982	2001
8.	Minnesota	3	1956	1964
	Oregon State	3	2006	2018
10.	California	2	1947	1957
	Michigan	2	1953	1962
	Oklahoma	2	1951	1994
	South Carolina	2	2010	2011
	Stanford	2	1987	1988
	Vanderbilt	2	2014	2019

### Appearances

	School	App.	First	Last
1.	Texas	36	1949	2018
2.	Miami (FL)	25	1974	2016
3.	Florida State	23	1957	2019
4.	Arizona State	22	1964	2010
5.	USC	21	1948	2001
6.	Oklahoma State	20	1954	2016
7.	Cal State Fullerton	18	1975	2017
	LSU	18	1986	2017
<b>9.</b>	<b>Arizona</b>	<b>17</b>	<b>1954</b>	<b>2016</b>
10.	Stanford	16	1953	2008

### Games Won

	School	Wins	Losses	Pct.
1.	Texas	85	61	.582
2.	USC	74	26	.740
3.	Arizona State	61	38	.616
4.	Miami (FL)	48	42	.533
<b>5.</b>	<b>Arizona</b>	<b>43</b>	<b>30</b>	<b>.589</b>
6.	LSU	40	27	.597
	Oklahoma State	40	38	.513
	Stanford	40	29	.580
9.	Cal State Fullerton	34	31	.523
10.	South Carolina	32	20	.615

### Championships by Conference

	School	Titles
<b>1.</b>	<b>Pac-12</b>	<b>18</b>
2.	SEC	12
3.	WAC	7
4.	Big Ten	6
	PCC-CIBA	6
6.	Independents	5
7.	Big Eight	4
	Southwest	4
9.	ACC	2
	Big 12	2
	Big West (BWC)	2
	Big West (SCBA)	2

2021 WILDCATS  
 2020 REVIEW  
 PAC-12 OPPONENTS  
 HISTORY & RECORDS  
 HI CORBETT FIELD  
 100

# YEAR-BY-YEAR RESULTS

## 2020 Head Coach: Jay Johnson 10-5, 0-0 Pac-12 (N/A)

2/14	ALBANY	W	12-7
2/15	ALBANY	W	15-0
2/16	ALBANY	W	11-3
2/17	Minnesota %	L	2-5
2/21	Southern Illinois #	W	6-5
2/22	Iowa #	L	1-4
2/23	Nebraska #	W	3-2
2/26	CENTRAL MICHIGAN	L	2-4
2/28	CENTRAL MICHIGAN ^	W	5-1
2/29	RHODE ISLAND ^	W	19-10
3/1	RHODE ISLAND ^	L	11-15
3/3	at Texas	W	8-6
3/6	HOUSTON	W	7-1
3/7	HOUSTON	L	1-3
3/8	HOUSTON	W	10-6
3/13	OREGON STATE*	-	Canceled
3/14	OREGON STATE*	-	Canceled
3/15	OREGON STATE*	-	Canceled
3/17	at Arizona State	-	Canceled
3/20	at Washington*	-	Canceled
3/21	at Washington*	-	Canceled
3/22	at Washington*	-	Canceled
3/24	NEW MEXICO STATE	-	Canceled
3/27	at USC*	-	Canceled
3/28	at USC*	-	Canceled
3/29	at USC*	-	Canceled
3/31	at San Diego State	-	Canceled
4/3	STANFORD*	-	Canceled
4/4	STANFORD*	-	Canceled
4/5	STANFORD*	-	Canceled
4/9	WASHINGTON STATE*	-	Canceled
4/10	WASHINGTON STATE*	-	Canceled
4/11	WASHINGTON STATE*	-	Canceled
4/14	GRAND CANYON	-	Canceled
4/17	at Oregon*	-	Canceled
4/18	at Oregon*	-	Canceled
4/19	at Oregon*	-	Canceled
4/21	NEW MEXICO	-	Canceled
4/24	ARIZONA STATE*	-	Canceled
4/25	ARIZONA STATE*	-	Canceled
4/26	ARIZONA STATE*	-	Canceled
4/27	UTAH VALLEY	-	Canceled
5/1	at California*	-	Canceled
5/2	at California*	-	Canceled
5/3	at California*	-	Canceled
5/4	at Sacramento State	-	Canceled
5/8	UCLA*	-	Canceled
5/9	UCLA*	-	Canceled
5/10	UCLA*	-	Canceled
5/12	at Grand Canyon	-	Canceled
5/14	PENN STATE	-	Canceled
5/15	PENN STATE	-	Canceled
5/16	PENN STATE	-	Canceled
5/21	at Utah*	-	Canceled
5/22	at Utah*	-	Canceled
5/23	at Utah*	-	Canceled

\*Pac-12 Conference game

% Neutral site game at Tempe Diablo Stadium; Tempe, Ariz.

# Tony Gwynn Legacy Tournament; San Diego, Calif.

^ Arizona Tournament; Tucson, Ariz.

## 2019 Head Coach: Jay Johnson 32-24, 15-14 Pac-12 (6th)

2/15	UMASS LOWELL	W	12-4
2/16	UMASS LOWELL	W	18-4
2/16	UMASS LOWELL	W	19-4
2/17	UMASS LOWELL	W	20-5
2/20	at Rice	W	16-5
2/22	at Houston	L	1-2
2/23	at Houston	L	7-9
2/24	at Houston	W	9-4
2/27	NEW MEXICO	L	4-5
3/1	WISCONSIN-MILWAUKEE	W	14-6
3/2	WISCONSIN-MILWAUKEE	L	4-10
3/3	WISCONSIN-MILWAUKEE	W	12-11
3/5	MICHIGAN STATE	L	5-9
3/8	COLL. OF CHARLESTON	W	7-5
3/9	COLL. OF CHARLESTON	W	7-5
3/10	COLL. OF CHARLESTON	L	6-10
3/15	UTAH*	L	10-21
3/16	UTAH*	W	8-0
3/17	UTAH*	W	18-7
3/19	NEW MEXICO STATE	W	14-10
3/22	at UCLA*	L	5-10
3/23	at UCLA*	L	10-12
3/24	at UCLA*	L	1-3
3/25	at San Diego State	L	4-6
3/29	at Arizona State*	L	2-8
3/30	at Arizona State*	L	3-8
3/31	at Arizona State*	L	16-17
4/5	WASHINGTON*	W	9-3
4/6	WASHINGTON*	W	14-2
4/7	WASHINGTON*	W	7-4
4/9	at Grand Canyon	W	14-13
4/12	CALIFORNIA*	L	7-10
4/13	CALIFORNIA*	L	3-7
4/14	CALIFORNIA*	W	4-2
4/18	at Oregon State*	L	4-8
4/20	at Oregon State*	L	3-15
4/20	at Oregon State*	L	3-9
4/23	GRAND CANYON	L	9-11
4/26	at Stanford*	W	6-3
4/27	at Stanford*	L	3-13
4/28	at Stanford*	L	5-13
4/30	NEW MEXICO STATE	L	13-15
5/3	OREGON*	W	17-6
5/4	OREGON*	W	9-8 (11)
5/5	OREGON*	W	28-7
5/7	ARIZONA STATE	L	7-10
5/10	USC*	W	12-4
5/11	USC*	W	8-5
5/13	SAM HOUSTON STATE	W	14-7
5/13	SAM HOUSTON STATE	W	16-2
5/16	at Penn State	W	11-2
5/17	at Penn State	W	15-5
5/18	at Penn State	W	9-5
5/23	at Washington State*	W	21-4
5/24	at Washington State*	W	10-4
5/25	at Washington State*	W	15-7

\*Pac-12 Conference game

## 2018 Head Coach: Jay Johnson 34-22, 14-16 Pac-12 (6th)

2/17	BRYANT	W	4-0
2/17	BRYANT	W	5-1
2/18	BRYANT	W	10-1
2/21	vs. Arkansas	L	0-1
2/23	at San Diego State %	L	2-3 (10)
2/24	vs. Michigan %	W	9-5
2/25	at San Diego %	L	3-5
2/27	NEW MEXICO STATE	W	5-4
3/2	at Minnesota #	L	2-3
3/3	vs. Illinois #	L	3-4
3/4	vs. Michigan State #	L	2-3
3/6	SAN DIEGO STATE	W	13-4
3/9	NORTH DAKOTA STATE	W	13-3
3/10	NORTH DAKOTA STATE	W	9-4
3/11	NORTH DAKOTA STATE	W	11-2
3/13	at Arizona State	W	6-2
3/16	at Washington*	L	1-7
3/17	at Washington*	L	0-1
3/18	at Washington*	L	2-3 (10)
3/20	NEW MEXICO STATE	W	14-0
3/23	WASHINGTON STATE*	W	5-4
3/24	WASHINGTON STATE*	L	4-5
3/25	WASHINGTON STATE*	W	9-2
3/29	NICHOLLS	W	11-3
3/30	NICHOLLS	W	11-5
3/31	NICHOLLS	W	9-3
4/2	at New Mexico	W	16-6
4/6	OREGON STATE*	L	2-6
4/7	OREGON STATE*	W	15-4
4/8	OREGON STATE*	W	6-5
4/10	at Grand Canyon	W	16-1
4/13	at USC*	W	14-2
4/14	at USC*	L	2-12
4/15	at USC*	W	4-2
4/17	BYU	W	6-1
4/20	STANFORD*	L	2-8
4/21	STANFORD*	L	7-8
4/22	STANFORD*	L	2-7
4/27	at Utah*	L	4-5
4/28	at Utah*	L	2-3
4/29	at Utah*	W	18-12
4/30	at Utah Valley	W	7-6
5/3	UCLA*	W	2-0
5/4	UCLA*	W	3-1
5/5	UCLA*	W	6-3
5/8	GRAND CANYON	W	20-6
5/11	at California*	L	3-9
5/12	at California*	L	6-16
5/13	at California*	L	11-12
5/14	at Sacramento State	W	5-2
5/17	ARIZONA STATE*	W	6-4
5/18	ARIZONA STATE*	L	5-10
5/19	ARIZONA STATE*	W	10-9
5/24	at Oregon*	W	10-2
5/25	at Oregon*	L	1-2
5/26	at Oregon*	W	11-4

\*Pac-12 Conference game

% Tony Gwynn Classic; San Diego, Calif.

# Pac-12/Big 10 Challenge; Minneapolis, Minn.

## 2017 Head Coach: Jay Johnson 38-21, 16-14 Pac-12 (4th)

2/17	EASTERN KENTUCKY	W	6-0
2/18	EASTERN KENTUCKY	W	16-13
2/19	EASTERN KENTUCKY	W	18-4
2/20	EASTERN KENTUCKY	W	9-8
2/23	MCNEESE STATE	W	9-3
2/24	MCNEESE STATE	W	8-3
2/25	MCNEESE STATE	W	12-3
2/26	MCNEESE STATE	W	12-5
3/3	vs. Arkansas %	W	3-0
3/4	vs. Oklahoma State %	W	10-9
3/5	vs. Nebraska %	L	0-1
3/7	at Texas Tech	L	1-13
3/10	HARTFORD	W	21-5
3/11	HARTFORD	W	25-3
3/12	HARTFORD	W	17-13
3/15	at Cal State Fullerton	L	0-4
3/17	at UCLA*	W	19-4
3/18	at UCLA*	W	4-3
3/19	at UCLA*	L	7-8 (10)
3/21	NEW MEXICO STATE	W	6-3
3/24	at Oregon State*	L	3-4
3/25	at Oregon State*	L	4-5
3/26	at Oregon State*	L	7-11
3/29	GRAND CANYON	W	3-2
3/31	USC*	W	9-4
4/1	USC*	W	5-1
4/2	USC*	W	8-1
4/4	ARIZONA STATE	W	11-2
4/7	at Washington St.*	W	19-5
4/8	at Washington St.*	L	3-9
4/9	at Washington St.*	W	6-5
4/11	at Grand Canyon	W	7-3
4/13	OREGON*	L	4-8
4/14	OREGON*	W	5-4
4/15	OREGON*	W	18-4
4/20	UTAH*	L	5-12
4/21	UTAH*	L	3-7
4/22	UTAH*	L	2-4
4/25	NEW MEXICO STATE	W	11-2
4/27	at Stanford*	L	2-3
4/28	at Stanford*	L	3-4
4/29	at Stanford*	L	1-3
5/1	at Santa Clara	W	16-10
5/5	WASHINGTON*	W	5-4
5/6	WASHINGTON*	W	3-1
5/7	WASHINGTON*	W	12-11
5/9	ARIZONA STATE	L	13-14
5/12	at College of Charleston	L	1-3
5/13	at College of Charleston	W	4-3
5/14	at College of Charleston	W	6-0
5/18	at Arizona State*	W	6-5
5/19	at Arizona State*	W	3-1
5/20	at Arizona State*	W	9-5
5/26	CALIFORNIA*	W	10-3
5/27	CALIFORNIA*	L	6-9
5/28	CALIFORNIA*	L	4-7

NCAA Regional – Lubbock, Texas

6/2	vs. Sam Houston State	L	4-5
6/3	vs. Delaware	W	6-5 (12)
6/4	vs. Sam Houston State	L	3-9

\*Pac-12 Conference game  
% Frisco Classic; Frisco, Texas

2021  
WILDCATS

2020  
REVIEW

PAC-12  
OPPONENTS

HISTORY &  
RECORDS

HI CORBETT  
FIELD

# YEAR-BY-YEAR RESULTS (cont.)

## 2016 — National Runners-Up Head Coach: Jay Johnson 49-24, 16-14 Pac-12 (T-3rd)

2/19	at Rice	W	8-1
2/20	at Rice	W	6-2
2/21	at Rice	L	3-4
2/22	at Lamar	L	5-13
2/26	vs. Tulane %	L	10-11
2/27	vs. Nebraska %	W	11-10 (10)
2/28	at San Diego State %	W	7-3
3/2	CAL STATE FULLERTON	W	2-0
3/4	NORTHWESTERN STATE	L	4-6
3/5	CSU BAKERSFIELD	W	4-1
3/6	ST. MARY'S	W	11-5
3/6	NORTHWESTERN STATE	W	4-1
3/11	SACRAMENTO STATE	W	3-1
3/12	SACRAMENTO STATE	W	23-1
3/13	SACRAMENTO STATE	W	8-4
3/15	NEW MEXICO STATE	W	11-8
3/18	at Washington*	L	3-6
3/19	at Washington*	L	4-8
3/20	at Washington*	W	17-7
3/22	UTAH VALLEY	W	14-0
3/24	UCLA*	W	6-1
3/25	UCLA*	L	3-4
3/26	UCLA*	W	6-5
3/29	UC RIVERSIDE	L	5-6
3/30	UC RIVERSIDE	W	4-3
4/1	at Utah*	L	3-6
4/2	at Utah*	L	6-7
4/3	at Utah*	L	2-4
4/4	at BYU	W	11-5
4/8	WASHINGTON STATE*	W	8-0
4/9	WASHINGTON STATE*	L	2-6
4/10	WASHINGTON STATE*	W	7-3
4/12	at Arizona State	L	5-7
4/15	STANFORD*	W	4-1
4/16	STANFORD*	W	4-1
4/17	STANFORD*	L	5-6
4/20	NEW MEXICO STATE	W	8-7
4/22	at California*	W	3-0
4/23	at California*	W	8-5 (13)
4/24	at California*	W	7-6
4/26	at Arizona State	W	8-0
4/28	at USC*	W	8-5
4/29	at USC*	L	5-8
4/30	at USC*	L	2-5
5/6	OREGON STATE*	W	6-1
5/7	OREGON STATE*	W	4-1
5/8	OREGON STATE*	W	6-5
5/13	ARIZONA STATE*	L	2-5
5/14	ARIZONA STATE*	W	4-2
5/15	ARIZONA STATE*	L	1-5
5/20	at Oregon*	L	0-3
5/21	at Oregon*	L	2-4
5/22	at Oregon*	W	5-4
5/24	ABILENE CHRISTIAN	W	12-1
5/25	ABILENE CHRISTIAN	W	8-3
5/27	at Hawaii	W	11-2
5/28	at Hawaii	W	6-1
5/29	at Hawaii	W	5-3
<b>NCAA Regionals – Lafayette, La.</b>			
6/3	Sam Houston State	W	7-3
6/5	at Louisiana	L	3-10
6/5	Sam Houston State	W	6-5
6/6	at Louisiana	W	6-3
6/7	at Louisiana	W	3-1
<b>NCAA Super Regionals – Starkville, Miss.</b>			
6/10	at Mississippi State	W	1-0
6/11	at Mississippi State	W	6-5 (11)
<b>NCAA College World Series – Omaha, Neb.</b>			
6/18	Miami	W	5-1
6/20	Oklahoma State	L	0-1
6/22	UCSB	W	3-0
6/24	Oklahoma State	W	9-3
6/25	Oklahoma State	W	5-1
6/27	Coastal Carolina	W	3-0
6/28	Coastal Carolina	L	4-5
6/30	Coastal Carolina	L	3-4

\*Pac-12 Conference game  
% Tony Gwynn Classic; San Diego, Calif.

## 2015 Head Coach: Andy Lopez 31-24, 12-18 Pac-12 (11th)

2/13	EASTERN MICHIGAN	W	7-3
2/14	EASTERN MICHIGAN	W	16-3
2/15	EASTERN MICHIGAN	W	6-2
2/17	NORTH DAKOTA STATE	W	7-2
2/18	NORTH DAKOTA STATE	W	11-1
2/20	RICE	L	5-8
2/21	RICE	W	7-6
2/22	RICE	L	4-6
2/24	OAKLAND	W	10-7
2/25	OAKLAND	W	13-0
2/27	Samford	W	7-1
2/27	at Mississippi State	L	2-4
2/28	at Mississippi State	L	2-6
3/1	Samford	W	12-5
3/3	NEW MEXICO STATE	W	6-2
3/4	NEW MEXICO STATE	W	10-0
3/6	PORTLAND	W	9-4
3/7	PORTLAND	W	8-4
3/8	PORTLAND	W	9-6
3/13	UTAH*	W	10-5
3/14	UTAH*	L	4-7
3/15	UTAH*	L	8-9
3/20	at Stanford*	W	6-5
3/21	at Stanford*	W	6-4
3/22	at Stanford*	W	6-0
3/27	OREGON*	W	7-2
3/28	OREGON*	W	9-5
3/29	OREGON*	W	13-4
4/2	USC*	L	1-4
4/3	USC*	L	6-13
4/4	USC*	L	9-10
4/11	at Arizona State*	L	4-5
4/12	at Arizona State*	L	7-13
4/13	at Arizona State*	W	7-2
4/17	at Oregon State*	L	1-3
4/18	at Oregon State*	W	3-1
4/19	at Oregon State*	L	3-5
4/22	ARIZONA STATE	L	5-6
4/24	CALIFORNIA*	L	1-3
4/25	CALIFORNIA*	L	0-4
4/26	CALIFORNIA*	L	3-8
4/28	ARIZONA STATE	W	17-6
5/1	at Washington State*	W	14-5
5/2	at Washington State*	L	3-5
5/3	at Washington State*	W	2-0
5/8	WASHINGTON*	W	8-6
5/9	WASHINGTON*	L	4-9
5/10	WASHINGTON*	L	2-3
5/15	at UCLA*	L	0-1
5/16	at UCLA*	L	0-6
5/17	at UCLA*	L	3-5
5/21	ABILENE CHRISTIAN	W	9-0
5/22	ABILENE CHRISTIAN	W	1-2
5/23	HAWAII	W	2-1
5/24	HAWAII	W	8-1

\*Pac-12 Conference game

## 2014 Head Coach: Andy Lopez 22-33, 9-21 Pac-12 (11th)

2/14	KENT STATE	W	13-1
2/15	KENT STATE	L	5-14
2/16	KENT STATE	W	7-1
2/18	UTAH VALLEY	W	8-7
2/19	UTAH VALLEY	L	2-5
2/22	ALCORN STATE	W	6-0
2/23	ALCORN STATE	W	20-1
2/23	ALCORN STATE	W	11-1
2/28	SETON HALL	L	1-9
3/1	SETON HALL	L	2-4
3/2	SETON HALL	L	2-11
3/4	LONG BEACH STATE	L	2-3
3/5	LONG BEACH STATE	L	4-11
3/7	MISSISSIPPI STATE	W	12-3
3/8	UC SANTA BARBARA	W	10-5
3/9	UC SANTA BARBARA	L	2-10
3/9	MISSISSIPPI STATE	W	4-6
3/11	AIR FORCE	W	14-2
3/12	AIR FORCE	W	10-2
3/14	WASHINGTON STATE*	W	12-1
3/15	WASHINGTON STATE*	L	5-6
3/16	WASHINGTON STATE*	L	2-3
3/18	GRAND CANYON	L	1-3
3/21	at Washington*	L	7-8
3/22	at Washington*	L	2-5
3/23	at Washington*	L	0-8
3/26	at Arizona State	L	6-14
3/28	OREGON STATE*	L	2-11
3/29	OREGON STATE*	W	11-2
3/30	OREGON STATE*	L	0-11
4/4	at Utah*	L	3-7
4/5	at Utah*	W	6-1
4/6	at Utah*	W	5-2
4/9	at Arizona State	W	10-9
4/11	UCLA*	L	0-8
4/12	UCLA*	W	3-2
4/13	UCLA*	W	6-5
4/17	at USC*	L	0-1
4/18	at USC*	L	4-5
4/19	at USC*	L	0-2
4/25	ARIZONA STATE*	L	1-2
4/26	ARIZONA STATE*	L	0-7
4/27	ARIZONA STATE*	W	6-1
5/2	at Oregon*	L	1-6
5/3	at Oregon*	L	6-7
5/4	at Oregon*	L	1-5
5/9	STANFORD*	W	3-2
5/10	STANFORD*	L	6-10
5/11	STANFORD*	L	3-5
5/16	at California*	W	6-0
5/17	at California*	L	6-7
5/18	at California*	L	4-6
5/23	ABILENE CHRISTIAN	W	3-4
5/24	ABILENE CHRISTIAN	L	5-6
5/25	ABILENE CHRISTIAN	W	14-1

\*Pac-12 Conference game

## 2013 Head Coach: Andy Lopez 34-21, 15-15 Pac-12 (6th)

2/15	COPPIN STATE	W	16-0
2/16	COPPIN STATE	W	14-1
2/17	COPPIN STATE	W	13-9
2/19	at Long Beach State	L	4-5
2/20	at Long Beach State	W	3-1
2/22	SAN JOSE STATE	W	8-7
2/23	SAN JOSE STATE	W	15-4
2/24	SAN JOSE STATE	W	9-4
2/26	UTAH VALLEY	L	1-3
2/27	UTAH VALLEY	W	14-5
3/1	SAN FRANCISCO	W	6-4
3/2	SAN FRANCISCO	W	5-2
3/3	SAN FRANCISCO	L	2-9
3/5	TEXAS TECH	W	6-2
3/6	TEXAS TECH	L	2-5
3/8	COLUMBIA	W	4-3
3/9	COLUMBIA	L	4-8
3/10	COLUMBIA	W	7-5
3/12	BUTLER	W	14-2
3/13	BUTLER	W	14-2
3/15	OREGON STATE*	L	2-6
3/16	OREGON STATE*	L	3-4
3/17	OREGON STATE*	L	4-8
3/22	at Oregon*	L	1-2
3/23	at Oregon*	L	1-5
3/24	at Oregon*	L	6-7
3/28	UTAH*	W	4-3
3/29	UTAH*	W	15-4
3/30	UTAH*	W	2-1
4/5	CALIFORNIA*	W	10-1
4/6	CALIFORNIA*	W	6-4
4/7	CALIFORNIA*	W	5-4
4/12	at Washington State*	L	5-9
4/13	at Washington State*	W	6-5
4/14	at Washington State*	W	7-3
4/16	ARIZONA STATE	W	10-9
4/19	at Stanford*	L	3-4
4/20	at Stanford*	W	10-9
4/21	at Stanford*	L	8-12
4/26	ALABAMA STATE	W	8-2
4/27	ALABAMA STATE	W	4-3
4/28	ALABAMA STATE	W	18-3
4/30	ARIZONA STATE	L	5-7
5/3	WASHINGTON*	L	1-23
5/4	WASHINGTON*	L	1-2
5/5	WASHINGTON*	W	5-3
5/10	at UCLA*	L	2-10
5/11	at UCLA*	L	1-7
5/12	at UCLA*	L	5-12
5/17	at Arizona State*	W	10-7
5/18	at Arizona State*	L	3-6
5/19	at Arizona State*	W	7-6
5/24	USC*	W	4-3
5/25	USC*	W	18-4
5/26	USC*	W	7-1

\*Pac-12 Conference game

2021 WILDCATS

2020 REVIEW

PAC-12 OPPONENTS

HISTORY & RECORDS

HI CORBETT FIELD

## YEAR-BY-YEAR RESULTS (cont.)

### 2012 — National Champions Head Coach: Andy Lopez 48-17, 20-10 Pac-12 (T-1st)

2/17	NORTH DAKOTA STATE	W	3-1
2/18	NORTH DAKOTA STATE	L	2-8
2/19	NORTH DAKOTA STATE	W	8-0
2/21	UTAH VALLEY	W	12-6
2/24	AUBURN	W	8-1
2/25	AUBURN	W	15-4
2/25	AUBURN	L	3-8
3/2	HARVARD	W	7-1
3/3	HARVARD	W	3-1
3/4	HARVARD	W	13-2
3/6	UC DAVIS	W	6-0
3/7	UC DAVIS	W	6-4
3/9	EASTERN MICHIGAN	W	9-2
3/10	EASTERN MICHIGAN	W	16-7
3/11	EASTERN MICHIGAN	W	9-8
3/13	at Rice	L	1-5
3/14	at Rice	W	8-5
3/16	WASHINGTON STATE*	L	0-6
3/17	WASHINGTON STATE*	W	8-7
3/20	NEW MEXICO STATE*	L	4-7
3/21	NEW MEXICO STATE	L	8-13
3/23	at Oregon State*	L	5-6
3/24	at Oregon State*	W	5-4
3/25	at Oregon State*	W	7-5
3/30	STANFORD*	W	8-7
3/31	STANFORD*	W	4-2
4/1	STANFORD*	W	6-2
4/4	at Utah Valley	L	4-5
4/5	at Utah*	W	11-2
4/6	at Utah*	L	6-7
4/7	at Utah*	W	11-7
4/13	UCLA*	W	4-3
4/14	UCLA*	L	3-15
4/15	UCLA*	L	2-6
4/17	at Arizona State	L	8-12
4/20	at Washington*	W	10-2
4/21	at Washington*	W	4-1
4/22	at Washington*	L	5-6
4/27	EAST TENNESSEE STATE	W	24-7
4/28	EAST TENNESSEE STATE	W	6-4
4/29	EAST TENNESSEE STATE	W	21-6
5/4	OREGON*	L	1-6
5/5	OREGON*	W	12-6
5/6	OREGON*	L	1-3
5/11	at California*	W	3-1
5/12	at California*	W	4-1
5/13	at California*	W	7-4
5/16	at Arizona State	W	10-2
5/18	at USC*	W	11-1
5/19	at USC*	L	4-8
5/20	at USC*	W	6-1
5/25	ARIZONA STATE*	W	1-0
5/26	ARIZONA STATE*	L	7-9
5/27	ARIZONA STATE*	W	8-7
<b>NCAA Regional — Tucson, Ariz.</b>			
6/1	MISSOURI	W	15-3
6/2	LOUISVILLE	W	16-4
6/3	LOUISVILLE	W	16-3
<b>NCAA Super Regional — Tucson, Ariz.</b>			
6/8	ST. JOHN'S	W	7-6
6/9	ST. JOHN'S	W	7-4
<b>NCAA College World Series — Omaha, Neb.</b>			
6/15	vs. Florida State	W	4-3
6/17	vs. UCLA	W	4-0
6/21	vs. Florida State	W	10-3
6/24	vs. South Carolina	W	5-1
6/25	vs. South Carolina	W	4-1

\*Pac-12 Conference game

### 2011 Head Coach: Andy Lopez 39-21, 15-12 Pac-10 (4th)

2/18	NORTH DAKOTA STATE	W	10-0
2/19	NORTH DAKOTA STATE	W	12-1
2/20	NORTH DAKOTA STATE	W	8-1
2/25	at Long Beach State	L	1-2
2/26	at Long Beach State	W	9-1
2/27	at Long Beach State	W	7-1
3/1	RICE	W	10-8
3/2	RICE	L	7-11
3/4	UTAH VALLEY	W	6-5
3/5	UTAH VALLEY	W	6-3
3/6	UTAH VALLEY	W	9-3
3/8	at UNLV	W	12-1
3/9	at UNLV	L	7-9
3/11	NORTHERN COLORADO	W	11-1
3/12	NORTHERN COLORADO	W	12-4
3/13	NORTHERN COLORADO	W	2-1
3/15	at Wichita State	L	5-6
3/16	at Wichita State	L	3-8
3/19	SAN FRANCISCO	W	14-0
3/20	SAN FRANCISCO	W	7-0
3/21	SAN FRANCISCO	W	8-5
3/25	at Arizona State*	W	5-2
3/26	at Arizona State*	L	1-5
3/27	at Arizona State*	L	1-8
3/29	NEW MEXICO	W	12-3
3/30	NEW MEXICO	W	10-9
4/1	OREGON STATE*	W	18-0
4/2	OREGON STATE*	L	4-10
4/3	OREGON STATE*	L	4-8
4/5	ARIZONA STATE	L	5-10
4/8	CALIFORNIA*	W	5-4
4/9	CALIFORNIA*	W	10-8
4/10	CALIFORNIA*	L	7-17
4/15	at UCLA*	W	5-4
4/16	at UCLA*	L	0-4
4/17	at UCLA*	L	5-8
4/21	at Oregon*	L	2-4
4/22	at Oregon*	W	2-1
4/23	at Oregon*	L	3-7
4/26	ARIZONA STATE	L	3-4
4/29	USC*	W	4-3
4/30	USC*	W	20-4
5/1	USC*	W	8-5
5/6	ALCORN STATE	W	10-2
5/7	ALCORN STATE	W	8-2
5/8	ALCORN STATE	W	15-2
5/14	at Washington State*	L	6-7
5/15	at Washington State*	W	8-1
5/16	at Washington State*	W	6-4
5/20	at Stanford*	L	0-1
5/21	at Stanford*	W	7-3
5/22	at Stanford*	L	1-2
5/27	WASHINGTON*	W	9-0
5/28	WASHINGTON*	W	6-5
5/29	WASHINGTON*	W	8-2
<b>NCAA Regional — College Station, Texas</b>			
6/3	vs. Seton Hall	L	0-4
6/4	vs. Wright State	W	13-0
6/5	vs. Seton Hall	W	6-0
6/5	at Texas A&M	W	7-4
6/7	at Texas A&M	L	0-3

\*Pac-10 Conference game

### 2010 Head Coach: Andy Lopez 34-24, 12-15 Pac-10 (T-7th)

2/19	UTAH VALLEY	W	8-1
2/21	UTAH VALLEY	W	18-1
2/21	UTAH VALLEY	W	8-7
2/26	LONG BEACH STATE	L	7-8
2/27	LONG BEACH STATE	L	3-10
3/2	UNLV	L	10-12
3/3	UNLV	W	5-4
3/5	CAL STATE FULLERTON	W	8-7
3/6	CAL STATE FULLERTON	L	1-6
3/7	CAL STATE FULLERTON	W	10-1
3/10	SAINT JOSEPH'S	W	17-3
3/10	SAINT JOSEPH'S	W	12-2
3/12	NORTHERN COLORADO	W	9-1
3/13	NORTHERN COLORADO	W	7-6
3/14	NORTHERN COLORADO	W	18-4
3/16	WICHITA STATE	W	13-5
3/17	WICHITA STATE	W	19-0
3/19	SACRAMENTO STATE	W	5-0
3/20	SACRAMENTO STATE	W	8-7
3/21	SACRAMENTO STATE	W	10-6
3/23	NEW MEXICO	W	10-4
3/24	NEW MEXICO	W	11-7
3/26	OREGON*	W	9-3
3/27	OREGON*	W	8-4
3/28	OREGON*	L	8-9
4/1	at California*	L	2-7
4/3	at California*	L	0-8
4/3	at California*	L	3-4
4/9	at Washington*	W	7-2
4/10	at Washington*	L	2-10
4/11	at Washington*	W	9-1
4/12	at Gonzaga	W	5-4
4/17	WASHINGTON STATE*	W	5-3
4/17	WASHINGTON STATE*	W	13-6
4/18	WASHINGTON STATE*	W	12-11
4/20	at Arizona State	W	4-2
4/23	UCLA*	L	3-6
4/24	UCLA*	L	2-6
4/25	UCLA*	W	6-4
4/30	at USC*	L	0-6
5/1	at USC*	L	5-7
5/2	at USC*	W	9-7
5/4	at Arizona State	L	1-13
5/7	CSU BAKERSFIELD	L	2-7
5/8	CSU BAKERSFIELD	W	17-6
5/9	CSU BAKERSFIELD	L	5-22
5/15	ARIZONA STATE*	L	4-12
5/16	ARIZONA STATE*	W	12-4
5/17	ARIZONA STATE*	L	2-4
5/21	STANFORD*	L	1-3
5/22	STANFORD*	W	9-8
5/23	STANFORD*	L	4-8
5/28	at Oregon State*	L	3-6
5/29	at Oregon State*	L	0-5
5/20	at Oregon State*	W	3-1

#### NCAA Regional — Fort Worth, Texas

6/4	vs Baylor	W	10-9
6/5	at TCU	L	5-11
6/6	vs Baylor	L	2-4

\*Pac-10 Conference game

### 2009 Head Coach: Andy Lopez 30-25, 13-14 Pac-10 (T-5th)

2/20	SACRAMENTO STATE	W	5-3
2/21	SACRAMENTO STATE	L	7-10
2/22	SACRAMENTO STATE	W	11-2
2/24	at UNLV	W	14-7
2/25	at UNLV	W	16-12
2/27	GEORGIA	L	5-11
2/28	GEORGIA	L	5-12
3/1	GEORGIA	L	5-10
3/3	HOLY CROSS	W	15-4
3/4	HOLY CROSS	W	8-1
3/6	MASSACHUSETTS	W	13-4
3/7	MASSACHUSETTS	L	8-9
3/8	MASSACHUSETTS	W	9-0
3/10	OKLAHOMA STATE	L	4-10
3/11	OKLAHOMA STATE	L	5-8
3/13	MICHIGAN	W	2-0
3/14	MICHIGAN	W	9-7
3/15	MICHIGAN	W	14-0
3/20	at Arizona State*	L	1-4
3/21	at Arizona State*	L	3-7
3/22	at Arizona State*	L	9-23
3/27	at UCLA*	L	6-7
3/28	at UCLA*	W	19-5
3/29	at UCLA*	L	6-8
4/3	USC*	W	7-6
4/4	USC*	L	14-15
4/5	USC*	L	3-7
4/9	OREGON STATE*	L	5-9
4/10	OREGON STATE*	W	6-5
4/11	OREGON STATE*	L	3-8
4/14	NEW MEXICO	W	9-3
4/15	NEW MEXICO	W	13-5
4/17	at Washington State*	L	4-5
4/18	at Washington State*	L	4-5
4/19	at Washington State*	L	7-8
4/20	at Gonzaga	W	8-7
4/24	at Stanford*	W	11-1
4/25	at Stanford*	L	1-3
4/26	at Stanford*	W	7-6
4/29	ARIZONA STATE	L	3-20
5/1	CALIFORNIA*	W	13-4
5/2	CALIFORNIA*	W	8-4
5/3	CALIFORNIA*	W	12-8
5/5	at Cal State Fullerton	L	2-5
5/6	at Cal State Fullerton	L	4-8
5/9	LOYOLA MARYMOUNT	W	12-2
5/10	LOYOLA MARYMOUNT	W	9-5
5/11	LOYOLA MARYMOUNT	W	7-6
5/16	WASHINGTON*	L	4-7
5/17	WASHINGTON*	W	10-7
5/18	WASHINGTON*	W	9-5
5/20	ARIZONA STATE	L	3-9
5/22	at Oregon*	W	3-1
5/23	at Oregon*	W	14-5
5/24	at Oregon*	W	5-2

\*Pac-10 Conference game

2021  
WILDCATS

2020  
REVIEW

PAC-12  
OPPONENTS

HISTORY &  
RECORDS

HI CORBETT  
FIELD

# YEAR-BY-YEAR RESULTS (cont.)

2021 WILDCATS

2020 REVIEW

PAC-12 OPPONENTS

HISTORY & RECORDS

HI CORBETT FIELD

## 2008 Head Coach: Andy Lopez 42-19, 12-12 Pac-10 (4th)

2/22	at Georgia	L	7-9
2/23	at Georgia	W	7-1
2/24	at Georgia	W	9-8
2/29	SACRAMENTO STATE	W	9-3
3/1	SACRAMENTO STATE	W	15-7
3/2	SACRAMENTO STATE	W	10-9
3/4	UNLV	W	7-6
3/5	UNLV	W	16-6
3/7	South Alabama %	W	18-0
3/8	Texas A&M Corpus Christi %	W	3-0
3/9	Notre Dame %	W	16-0
3/14	CAL STATE FULLERTON	W	8-3
3/15	CAL STATE FULLERTON	W	6-2
3/16	CAL STATE FULLERTON	L	7-10
3/18	at Arizona State	L	5-6
3/21	at USC*	W	10-2
3/21	at USC*	L	0-5
3/22	at USC*	L	0-5
3/25	at Oklahoma State	L	2-10
3/26	at Oklahoma State	L	2-3
3/28	UCLA*	L	3-4
3/29	UCLA*	L	8-20
3/30	UCLA*	W	8-4
4/4	at Washington*	L	0-1
4/5	at Washington*	W	5-0
4/6	at Washington*	L	1-5
4/8	at San Diego State	W	11-6
4/9	at San Diego State	W	5-2
4/11	INDIANA STATE	W	10-2
4/12	INDIANA STATE	W	5-0
4/13	INDIANA STATE	W	7-6
4/15	at New Mexico	W	10-6
4/16	at New Mexico	W	4-2
4/25	at Oregon State*	W	7-0
4/26	at Oregon State*	L	3-4
4/27	at Oregon State*	L	2-3
4/29	SAN DIEGO STATE	W	3-2
4/30	SAN DIEGO STATE	W	13-4
5/2	at California*	L	5-11
5/3	at California*	L	5-6
5/4	at California*	W	16-5
5/9	UTAH VALLEY STATE	W	10-4
5/10	UTAH VALLEY STATE	W	7-0
5/11	UTAH VALLEY STATE	W	11-4
5/17	STANFORD*	W	9-6
5/18	STANFORD*	L	5-8
5/19	STANFORD*	W	15-11
5/22	ARIZONA STATE*	L	6-13
5/23	ARIZONA STATE*	W	4-3
5/24	ARIZONA STATE*	W	7-4
<b>NCAA Regional – Ann Arbor, Mich.</b>			
5/30	Eastern Michigan	W	13-7
5/31	Michigan	W	4-3
6/1	Kentucky	W	5-3
<b>NCAA Super Regional – Coral Gables, Fla.</b>			
6/6	Miami	W	6-3
6/7	Miami	L	10-14
6/8	Miami	L	2-4

\*Pac-10 Conference game  
%Whattaburger College Classic; Corpus Christi, Texas

## 2007 Head Coach: Andy Lopez 42-17, 15-9 Pac-10 (2nd)

2/2	GONZAGA	W	14-0
2/3	GONZAGA	W	10-3
2/4	GONZAGA	W	12-1
2/6	UTAH VALLEY STATE	W	4-2
2/7	UTAH VALLEY STATE	W	13-2
2/9	NEW MEXICO	W	9-6
2/10	NEW MEXICO	W	8-1
2/11	NEW MEXICO	W	8-3
2/16	at Cal State Fullerton	W	2-1
2/17	at Cal State Fullerton	L	0-9
2/18	at Cal State Fullerton	L	2-9
2/23	at UNLV	W	6-5
2/24	at UNLV	W	9-3
2/25	at UNLV	L	6-8
2/27	ARIZONA STATE	L	8-22
3/2	EASTERN MICHIGAN	W	9-2
3/3	EASTERN MICHIGAN	W	8-7
3/4	EASTERN MICHIGAN	L	5-7
3/9	at Hawaii	W	2-1
3/10	at Hawaii	L	0-4
3/11	at Hawaii	W	3-1
3/13	at Hawaii-Hilo	W	19-3
3/20	MOREHEAD STATE	W	5-4
3/21	MOREHEAD STATE	W	7-6
3/24	NORTHERN COLORADO	W	12-0
3/24	NORTHERN COLORADO	W	6-2
3/25	NORTHERN COLORADO	W	7-5
3/28	vs. Arizona State %	W	6-5
3/30	OREGON STATE *	W	5-4
3/31	OREGON STATE *	W	8-2
4/1	OREGON STATE *	W	17-14
4/5	CAL *	W	1-0
4/6	CAL *	W	15-12
4/7	CAL *	W	5-3
4/13	at Stanford *	W	8-1
4/14	at Stanford *	W	15-1
4/15	at Stanford *	L	3-6
4/20	at Washington State *	W	3-1
4/21	at Washington State *	L	3-4
4/22	at Washington State *	L	3-5
4/27	at UCLA *	L	3-9
4/28	at UCLA *	L	4-11
4/29	at UCLA *	W	5-3
5/4	LIBERTY	W	16-2
5/5	LIBERTY	W	16-3
5/6	LIBERTY	W	7-6
5/12	USC *	W	5-2
5/13	USC *	L	5-7
5/14	USC *	L	2-4
5/18	WASHINGTON *	W	7-0
5/19	WASHINGTON *	W	13-4
5/20	WASHINGTON *	W	17-8
5/23	at Arizona State *	L	5-8
5/24	at Arizona State *	L	7-8
5/25	at Arizona State *	W	14-5
<b>NCAA Regional – Wichita, Kan.</b>			
6/1	vs. Oral Roberts	W	4-3
6/2	vs. New Orleans	W	9-8
6/3	at Wichita State	L	3-4
6/4	at Wichita State	L	0-3

\*Pac-10 Conference game  
%Challenge at Chase; Phoenix, Ariz.

## 2006 Head Coach: Andy Lopez 27-28, 12-12 Pac-10 (4th)

2/3	LOYOLA MARYMOUNT	W	10-5
2/4	LOYOLA MARYMOUNT	W	5-3
2/5	LOYOLA MARYMOUNT	L	5-12
2/10	at UC Riverside	L	5-8
2/11	at UC Riverside	W	4-2
2/12	at UC Riverside	W	11-5
2/17	NEW MEXICO	L	5-6
2/18	NEW MEXICO	L	3-7
2/19	NEW MEXICO	W	19-16
2/24	La SALLE	W	15-4
2/25	La SALLE	W	15-1
2/26	La SALLE	W	3-2
3/3	at Minnesota %	W	7-2
3/4	vs. Nebraska %	L	1-3
3/5	vs. Notre Dame %	W	2-0
3/10	at Mississippi State	L	2-3
3/11	at Mississippi State	L	2-9
3/12	at Mississippi State	L	4-5
3/17	CAL STATE FULLERTON	L	4-6
3/18	CAL STATE FULLERTON	L	3-5
3/19	CAL STATE FULLERTON	L	3-5
3/25	UC IRVINE	W	5-1
3/26	UC IRVINE	L	1-7
3/30	at Cal *	L	2-3
4/1	at Cal *	W	5-1
4/1	at Cal *	L	4-5
4/2	vs. Arizona State #	W	12-8
4/7	at Oregon State *	L	5-10
4/8	at Oregon State *	L	2-10
4/9	at Oregon State *	W	8-1
4/13	UCLA *	W	4-3
4/14	UCLA *	L	8-13
4/15	UCLA *	L	5-8
4/18	at New Mexico	L	3-13
4/21	STANFORD *	L	6-10
4/22	STANFORD *	W	14-4
4/23	STANFORD *	W	12-3
4/25	SOUTHERN UTAH	W	18-0
4/26	SOUTHERN UTAH	W	7-5
4/28	at Washington *	L	5-7
4/29	at Washington *	W	15-0
4/30	at Washington *	L	3-4
5/2	at Arizona State	L	8-22
5/5	UNLV	W	7-6
5/6	UNLV	L	7-15
5/7	UNLV	L	12-16
5/13	WASHINGTON STATE *	W	29-4
5/14	WASHINGTON STATE *	L	3-9
5/15	WASHINGTON STATE *	L	5-6
5/19	ARIZONA STATE *	L	6-15
5/20	ARIZONA STATE *	W	18-12
5/21	ARIZONA STATE *	W	5-4
5/26	at USC *	W	10-5
5/27	at USC *	W	6-0
5/28	at USC *	W	17-14

\*Pac-10 Conference game  
%Dairy Queen Classic; Minneapolis, Minn.  
#Challenge at Chase; Phoenix, Ariz.

## 2005 Head Coach: Andy Lopez 39-21, 17-7 Pac-10 (2nd)

2/4	NEW MEXICO	W	9-0
2/5	NEW MEXICO	W	14-5
2/6	NEW MEXICO	W	15-6
2/12	NORTHERN COLORADO	W	16-1
2/12	NORTHERN COLORADO	W	13-2
2/13	NORTHERN COLORADO	W	10-0
2/15	ARIZONA STATE	W	7-6
2/18	at UT Pan American	W	18-3
2/19	at UT Pan American	W	8-2
2/20	at UT Pan American	L	0-7
2/23	ARIZONA STATE	W	11-5
2/25	UC RIVERSIDE	L	8-12
2/26	UC RIVERSIDE	L	1-3
2/27	UC RIVERSIDE	W	5-4
3/4	TEXAS	L	4-5
3/5	TEXAS	W	8-3
3/6	TEXAS	L	4-5
3/11	MISSISSIPPI STATE	W	9-3
3/12	MISSISSIPPI STATE	W	7-3
3/13	MISSISSIPPI STATE	W	12-13
3/15	UNLV	L	4-8
3/16	UNLV	W	15-4
3/18	at Cal State Fullerton	W	1-0
3/19	at Cal State Fullerton	L	1-7
3/20	at Cal State Fullerton	L	15-17
3/24	WASHINGTON *	W	13-6
3/25	WASHINGTON *	W	6-5
3/26	WASHINGTON *	L	8-16
4/1	at UCLA *	W	8-4
4/2	at UCLA *	W	11-0
4/3	at UCLA *	W	12-2
4/8	at Washington State *	W	13-0
4/9	at Washington State *	W	7-4
4/10	at Washington State *	W	13-10
4/15	OREGON STATE *	W	7-5
4/16	OREGON STATE *	L	1-17
4/17	OREGON STATE *	W	7-6
4/19	at New Mexico	W	14-3
4/22	vs. UC Irvine %	L	3-4
4/23	vs. UC Irvine %	L	1-12
4/23	at Sac State	L	4-7
4/29	USC *	L	0-13
4/30	USC *	W	7-2
5/1	USC *	W	18-4
5/6	UTAH VALLEY STATE	W	16-0
5/7	UTAH VALLEY STATE	W	12-1
5/8	UTAH VALLEY STATE	W	7-2
5/14	at Arizona State *	L	2-6
5/15	at Arizona State *	W	16-7
5/16	at Arizona State *	W	18-1
5/20	at Stanford *	W	9-4
5/21	at Stanford *	L	4-5
5/22	at Stanford *	W	11-8
5/28	CAL *	L	3-6
5/29	CAL *	W	10-5
5/30	CAL *	L	4-7

**NCAA Regional – Fullerton, Calif.**

6/3	Missouri	W	5-3
6/4	Cal State Fullerton	W	6-5
6/5	Cal State Fullerton	L	2-7
6/6	Cal State Fullerton	L	3-6

\*Pac-10 Conference game  
%Sacramento, Calif.

# YEAR-BY-YEAR RESULTS (cont.)

## 2004 Head Coach: Andy Lopez 36-27-1, 12-12 Pac-10 (5th)

2/6	UC RIVERSIDE	W	6-5
2/7	UC RIVERSIDE	W	9-8
2/9	UC RIVERSIDE	W	10-7
2/13	CS FULLERTON	W	11-8
2/14	CS FULLERTON	W	10-6
2/15	CS FULLERTON	L	10-12
2/20	UC IRVINE	L	1-3
2/21	UC IRVINE	L	5-6
2/22	UC IRVINE	T	8-8
2/24	at Arizona St.	L	0-4
2/27	at Baylor	W	2-1
2/28	at Baylor	L	2-10
2/28	at Baylor	W	5-3
3/6	SAC STATE	L	8-9
3/6	SAC STATE	W	5-2
3/7	SAC STATE	W	11-6
3/11	TCU %	W	5-2
3/12	Notre Dame %	L	2-4
3/13	Penn State %	W	10-1
3/18	at Long Beach State	L	0-4
3/19	at Long Beach State	L	2-10
3/20	at Long Beach State	L	2-4
3/26	WASHINGTON ST *	W	8-7
3/27	WASHINGTON ST *	L	4-10
3/28	WASHINGTON ST *	W	11-3
4/2	at Oregon State *	W	4-3
4/3	at Oregon State *	W	14-7
4/4	at Oregon State *	L	5-6
4/8	UCLA *	L	7-9
4/9	UCLA *	L	3-4
4/10	UCLA *	W	9-5
4/12	at Arizona St.	L	6-9
4/13	at UNLV	W	11-2
4/14	at UNLV	W	10-9
4/16	TEXAS-PAN AM	W	12-5
4/17	TEXAS-PAN AM	W	9-4
4/18	TEXAS-PAN AM	W	5-2
4/23	at Washington *	L	1-6
4/24	at Washington *	L	6-7
4/25	at Washington *	L	11-12
4/30	at Cal *	W	5-3
5/1	at Cal *	L	8-10
5/2	at Cal *	W	8-3
5/7	at UCLA	L	3-7
5/8	at UCLA	W	20-9
5/9	at UCLA	W	11-2
5/15	STANFORD *	L	9-11
5/16	STANFORD *	W	19-18
5/17	STANFORD *	W	11-2
5/21	ARIZONA ST. *	L	3-8
5/22	ARIZONA ST. *	L	2-7
5/23	ARIZONA ST. *	W	13-7
5/28	at USC *	W	7-6
5/29	at USC *	L	8-9
5/30	at USC *	W	7-6
<b>NCAA Regional – South Bend, Ind.</b>			
6/4	UC Irvine	W	7-3
6/5	Kent St.	W	7-4
6/6	Notre Dame	W	7-6
<b>NCAA Super Regional – Long Beach, Calif.</b>			
6/11	at Long Beach State	W	6-5
6/12	Long Beach State	L	4-9
6/13	Long Beach State	W	4-3
<b>NCAA College World Series – Omaha, Neb.</b>			
6/18	Georgia	L	7-8
6/20	Arkansas	W	7-2
6/22	Georgia	L	1-3

\*Pac-10 Conference game  
%Round Rock College Classic; Round Rock, Texas

## 2003 Head Coach: Andy Lopez 35-23, 13-11 Pac-10 (4th)

1/30	BRIGHAM YOUNG	L	3-6
1/31	BRIGHAM YOUNG	W	17-13
2/01	BRIGHAM YOUNG	W	32-3
2/7	BAYLOR	W	7-4
2/8	BAYLOR	L	10-12
2/9	BAYLOR	L	9-11
2/14	at UC Irvine	W	3-0
2/15	at UC Irvine	W	6-0
2/16	at UC Irvine	W	7-1
2/21	MINNESOTA	L	10-13
2/22	MINNESOTA	W	11-5
2/23	MINNESOTA	W	7-2
2/24	OKLAHOMA ST.	W	7-4
2/28	TEXAS A&M	W	11-0
3/1	TEXAS A&M	L	8-11
3/2	TEXAS A&M	W	17-1
3/7	at Texas	W	5-1
3/8	at Texas	L	2-3
3/9	at Texas	L	1-4
3/11	PORTLAND	W	19-5
3/12	PORTLAND	W	15-12
3/13	WAGNER	W	15-0
3/14	WAGNER	W	20-0
3/15	WAGNER	W	13-1
3/18	vs. New Mexico %	W	5-3
3/19	NEW MEXICO	W	8-3
3/21	USC *	L	2-12
3/22	USC *	W	6-5
3/23	USC *	W	16-3
3/28	at UCLA *	L	4-6
3/29	at UCLA *	L	5-7
3/30	at UCLA *	W	12-10
4/4	MIAMI (OHIO)	W	11-10
4/5	MIAMI (OHIO)	L	4-9
4/6	MIAMI (OHIO)	W	9-4
4/11	WASHINGTON *	L	3-4
4/12	WASHINGTON *	W	13-4
4/13	WASHINGTON *	W	9-4
4/14	SACRAMENTO STATE	L	11-12
4/17	at Washington St. *	W	11-9
4/18	at Washington St. *	W	6-4
4/19	at Washington St. *	L	8-12
4/22	at Grand Canyon	L	0-4
4/25	at Stanford *	W	4-3
4/26	at Stanford *	L	9-10
4/27	at Stanford *	W	11-6
4/28	at Sacramento St.	W	21-13
5/2	CALIFORNIA *	W	9-5
5/3	CALIFORNIA *	W	10-4
5/4	CALIFORNIA *	L	7-12
5/17	OREGON ST. *	W	20-6
5/18	OREGON ST. *	W	9-4
5/19	OREGON ST. *	L	12-13
5/23	at Arizona St. *	L	2-5
5/24	at Arizona St. *	L	0-16
5/25	at Arizona St. *	L	2-15
<b>NCAA Regional – Fullerton, Calif.</b>			
5/30	Notre Dame	L	5-13
5/31	San Diego	L	2-5

\*Pac-10 Conference game  
%Nogales, Ariz.

## 2002 Head Coach: Andy Lopez 31-24, 9-15 Pac-10 (T-7th)

1/25	NEW MEXICO	W	6-2
1/26	NEW MEXICO	W	23-3
1/27	NEW MEXICO	W	8-2
2/1	UTAH	W	3-0
2/2	UTAH	W	17-5
2/3	UTAH	L	5-7
2/4	SOUTHERN UTAH	W	10-1
2/5	SOUTHERN UTAH	W	
2/7	SDSU	W	1-0
2/8	SDSU	W	6-3
2/9	SDSU	W	7-5
2/13	at Texas A&M-CC	W	4-1
2/15	at Texas A&M	L	0-4
2/16	at Texas A&M	L	4-9
2/17	at Texas A&M	L	6-13
2/22	UC IRVINE	W	14-4
2/23	UC IRVINE	W	7-6
2/24	UC IRVINE	W	13-9
2/26	NEW MEXICO ST.	W	14-10
3/2	CSUDH	W	12-1
3/3	CSUDH	W	13-4
3/8	at Long Beach St.	L	0-4
3/9	at Long Beach St.	L	6-7
3/10	at Long Beach St.	L	0-6
3/15	UNC WILMINGTON	L	7-9
3/16	UNC WILMINGTON	W	9-6
3/17	UNC WILMINGTON	W	14-2
3/22	ARIZONA ST. *	L	7-9
3/23	ARIZONA ST. *	L	6-10
3/24	ARIZONA ST. *	W	10-1
3/28	at Oregon St. *	W	13-9
3/29	at Oregon St. *	L	1-2
3/30	at Oregon St. *	L	0-5
4/5	STANFORD *	L	4-5
4/6	STANFORD *	L	1-19
4/7	STANFORD *	W	15-13
4/12	at California *	W	8-4
4/13	at California *	W	18-9
4/14	at California *	L	1-2
4/16	GRAND CANYON	W	17-8
4/19	UC RIVERSIDE	W	5-1
4/20	UC RIVERSIDE	L	5-12
4/21	UC RIVERSIDE	W	13-5
4/26	at USC *	L	6-14
4/27	at USC *	L	10-12
4/28	at USC *	W	15-12
5/10	UCLA *	W	10-9
5/11	UCLA *	L	3-5
5/12	UCLA *	L	14-18
5/17	WASHINGTON ST. *	L	5-6
5/18	WASHINGTON ST. *	W	8-7
5/19	WASHINGTON ST. *	L	7-9
5/24	at Washington *	L	3-7
5/25	at Washington *	L	3-8
5/26	at Washington *	W	5-2

\*Pac-10 Conference game

## 2001 Head Coach: Jerry Stitt 33-23, 12-12 Pac-10 (T-5th)

1/18	at Hawaii Hilo	W	3-2
1/19	at Hawaii Hilo	W	3-2
1/19	at Hawaii Hilo	W	12-1
1/20	at Hawaii Hilo	L	1-4
1/25	BRIGHAM YOUNG	L	4-8
1/26	BRIGHAM YOUNG	W	15-7
1/29	ST. MARY'S	W	8-4
1/30	ST. MARY'S	L	8-12
1/31	ST. MARY'S	L	4-8
2/2	LONG BEACH	L	4-6
2/3	LONG BEACH	L	9-21
2/4	LONG BEACH	L	11-18
2/8	NEW MEXICO	W	9-3
2/9	NEW MEXICO	W	8-0
2/10	NEW MEXICO	W	12-3
2/16	TEXAS A&M	W	9-6
2/17	TEXAS A&M	W	12-5
2/18	TEXAS A&M	W	16-5
2/23	UTAH UTES	W	8-7
2/24	UTAH UTES	L	4-6
2/25	UTAH UTES	W	5-4
3/2	Southern Mississippi %	L	4-14
3/3	at Mississippi %	L	4-5
3/4	St. Francis (N.Y.) %	W	3-1
3/9	at UCLA *	L	2-3
3/10	at UCLA *	W	6-4
3/11	at UCLA *	W	9-6
3/14	HOUSTON	L	3-9
3/16	SOUTHERN UTAH	W	13-5
3/17	SOUTHERN UTAH	W	7-2
3/18	SOUTHERN UTAH	W	13-7
3/23	USC *	L	0-8
3/24	USC *	L	4-6
3/25	USC *	L	7-8
3/30	OREGON ST. *	W	5-2
3/31	OREGON ST. *	L	0-8
4/1	OREGON ST. *	W	13-6
4/6	at Washington St. *	W	14-11
4/7	at Washington St. *	W	11-7
4/8	at Washington St. *	L	14-17
4/12	TEXAS A&M CC	W	14-9
4/13	TEXAS A&M CC	W	19-7
4/14	TEXAS A&M CC	W	13-0
4/17	at Grand Canyon	W	4-2
4/20	CALIFORNIA *	L	9-11
4/21	CALIFORNIA *	L	13-19
4/22	CALIFORNIA *	W	12-11
4/27	at ARIZONA ST. *	L	4-7
4/28	at ARIZONA ST. *	W	3-1
4/29	at ARIZONA ST. *	L	5-6
5/11	at Stanford *	L	5-6
5/12	at Stanford *	W	5-4
5/13	at Stanford *	L	2-8
5/18	WASHINGTON *	W	8-3
5/19	WASHINGTON *	W	5-2
5/20	WASHINGTON *	W	18-6

\*Pac-10 Conference game  
%Ole Miss Invitational; Oxford, Miss.

**2021 WILDCATS**  
**2020 REVIEW**  
**PAC-12 OPPONENTS**  
**HISTORY & RECORDS**  
**HI CORBETT FIELD**

# YEAR-BY-YEAR RESULTS (cont.)

## 2000 Head Coach: Jerry Stitt 26-30, 8-16 Pac-10 (7th)

1/21	ST. MARY'S	W	11-2
1/22	ST. MARY'S	L	3-4
1/23	ST. MARY'S	W	5-2
1/28	SAN FRANCISCO	W	4-3
1/29	SAN FRANCISCO	W	21-7
1/30	SAN FRANCISCO	L	10-16
1/31	BRIGHAM YOUNG	L	9-15
2/1	BRIGHAM YOUNG	L	1-8
2/3	NEW MEXICO	W	7-3
2/4	NEW MEXICO	W	14-7
2/5	NEW MEXICO	W	6-4
2/11	NEVADA	L	7-10
2/12	NEVADA	L	12-22
2/13	NEVADA	W	9-3
2/16	at TEXAS A&M CC	W	23-8
2/18	at Texas A&M	W	4-1
2/19	at Texas A&M	L	3-8
2/20	at Texas A&M	L	3-7
2/25	TULANE	W	4-3
2/26	TULANE	W	19-7
2/27	TULANE	W	8-5
3/3	at Arizona St.	L	7-9
3/4	at Arizona St.	L	3-32
3/5	at Arizona St.	L	8-14
3/10	UCSB	W	12-8
3/11	UCSB	L	12-15
3/12	UCSB	W	10-4
3/14	HOUSTON	L	4-10
3/17	CALIFORNIA *	W	4-1
3/18	CALIFORNIA *	L	6-26
3/19	CALIFORNIA *	L	14-24
3/21	GRAND CANYON	L	7-8
3/24	at Stanford *	W	8-5
3/25	at Stanford *	L	4-6
3/26	at Stanford *	L	1-7
3/31	USC *	W	11-4
4/1	USC *	L	9-20
4/2	USC *	L	2-6
4/7	at Washington *	L	2-6
4/8	at Washington *	W	14-8
4/9	at Washington *	W	3-2
4/14	at Oregon St. *	L	3-6
4/15	at Oregon St. *	L	4-10
4/16	at Oregon St. *	W	10-5
4/20	WASHINGTON ST. *	L	4-12
4/21	WASHINGTON ST. *	L	6-9
4/22	WASHINGTON ST. *	W	21-3
4/28	Northridge	W	6-1
4/29	Northridge	W	12-8
4/30	Northridge	W	9-7
5/13	at UCLA *	L	3-5
5/14	at UCLA *	L	0-10
5/15	at UCLA *	L	5-8
5/19	ARIZONA ST. *	W	19-11
5/20	ARIZONA ST. *	L	4-11
5/21	ARIZONA ST. *	L	10-24

\*Pac-10 Conference game

## 1999 Head Coach: Jerry Stitt 33-23, 13-11 Pac-10 (T-4th)

1/22	ST. MARY'S	W	19-6
1/23	ST. MARY'S	W	7-2
1/24	ST. MARY'S	W	9-0
1/28	at Hawaii Hilo	W	6-0
1/29	at Hawaii Hilo	W	17-3
1/31	at Hawaii Hilo	W	6-4
2/4	NEW MEXICO	W	15-5
2/5	NEW MEXICO	W	5-4
2/6	NEW MEXICO	W	9-3
2/9	UNLV	W	6-5
2/10	UNLV	W	12-11
2/12	TEXAS A&M	W	11-5
2/13	TEXAS A&M	W	5-2
2/14	TEXAS A&M	L	9-18
2/18	Loyola Marymount %	L	3-15
2/19	at San Diego %	W	10-4
2/20	San Diego St. %	L	9-12
2/21	Oklahoma St. %	L	4-7
2/26	ARIZONA ST. *	W	9-8
2/27	ARIZONA ST. *	L	9-11
2/28	ARIZONA ST. *	L	3-18
3/5	at Tulane	L	5-9
3/6	at Tulane	L	4-11
3/7	at Tulane	W	9-3
3/12	UCLA *	W	6-4
3/13	UCLA *	L	1-6
3/14	UCLA *	W	8-7
3/16	GRAND CANYON	W	11-2
3/19	at USC *	L	1-17
3/20	at USC *	W	9-4
3/21	at USC *	L	5-8
3/26	STANFORD *	L	4-8
3/27	STANFORD *	L	4-12
3/28	STANFORD *	L	11-12
4/2	WASHINGTON *	L	3-6
4/2	WASHINGTON *	L	1-2
4/3	WASHINGTON *	W	17-4
4/6	GRAND CANYON	W	13-1
4/9	OREGON ST. *	W	11-9
4/10	OREGON ST. *	W	10-7
4/11	OREGON ST. *	W	10-5
4/13	at Grand Canyon	W	10-3
4/17	at Washington St. *	W	6-3
4/17	at Washington St. *	W	16-11
4/18	at Washington St. *	W	13-9
4/23	SOUTHERN UTAH	L	3-5
4/24	SOUTHERN UTAH	L	6-10
4/25	SOUTHERN UTAH	W	8-5
4/30	at California *	L	0-4
5/1	at California *	W	6-5
5/2	at California *	L	2-8
5/14	at Arizona St. *	W	13-5
5/15	at Arizona St. *	L	9-22
5/16	at Arizona St. *	W	6-2
<b>NCAA Regional – Waco, Texas</b>			
5/28	Minnesota	L	3-4
5/29	Eastern Illinois	L	4-13

\*Pac-10 Conference game  
%Tournament

## 1998 Head Coach: Jerry Stitt 33-23, 12-18 Pac-10 (4th)

1/20	NORTHRIDGE	W	15-12
1/21	NORTHRIDGE	W	18-1
1/23	SAN DIEGO	W	12-8
1/24	SAN DIEGO	W	15-9
1/25	SAN DIEGO	W	10-5
1/30	NEW MEXICO	W	9-8
1/31	NEW MEXICO	W	21-8
2/1	NEW MEXICO	W	15-6
2/5	BAYLOR	W	8-1
2/6	BAYLOR	W	15-2
2/7	BAYLOR	W	9-6
2/10	NEW MEXICO ST.	W	13-3
2/11	NEW MEXICO ST.	W	11-10
2/13	PORTLAND ST.	W	25-6
2/14	PORTLAND ST.	W	22-1
2/14	PORTLAND ST.	W	5-1
2/20	at USC *	L	3-10
2/21	at USC *	L	1-4
2/22	at USC *	W	3-2
2/25	SOUTHERN UTAH	W	16-3
2/25	SOUTHERN UTAH	W	13-1
2/27	CALIFORNIA *	W	8-3
2/28	CALIFORNIA *	W	12-7
3/1	CALIFORNIA *	W	17-10
3/6	at Stanford *	L	4-13
3/7	at Stanford *	W	9-5
3/8	at Stanford *	L	4-10
3/13	UCLA	L	14-16
3/14	UCLA	W	18-7
3/15	UCLA	W	12-10
3/17	at UNLV	L	3-6
3/18	at UNLV	L	6-8
3/20	USC *	L	4-6
3/21	USC *	L	6-7
3/22	USC *	L	6-10
3/28	at Oregon St. *	L	2-3
3/29	at Oregon St. *	L	1-9
3/29	at Oregon St. *	L	3-4
4/3	ARIZONA ST. *	L	3-4
4/4	ARIZONA ST. *	L	12-20
4/5	ARIZONA ST. *	L	4-12
4/7	GRAND CANYON	W	17-0
4/9	at UCLA *	W	10-4
4/10	at UCLA *	L	7-15
4/12	at UCLA *	L	7-12
4/14	at Grand Canyon	W	13-2
4/17	STANFORD *	W	9-5
4/18	STANFORD *	L	3-6
4/19	STANFORD *	L	1-17
4/24	at Arizona St. *	W	8-7
4/25	at Arizona St. *	L	13-16
4/26	at Arizona St. *	W	10-9
4/28	GRAND CANYON	W	20-6
5/2	at California *	W	10-5
5/2	at California *	L	7-8
5/3	at California *	L	4-13

\*Pac-10 Conference game

## 1997 Head Coach: Jerry Stitt 32-26, 13-17 Pac-10 (5th)

1/24	at Hawaii-Hilo	W	14-1
1/25	at Hawaii-Hilo	W	9-0
1/25	at Hawaii-Hilo	W	4-1
1/26	at Hawaii-Hilo	L	4-10
1/31	NEW MEXICO	L	3-7
2/1	NEW MEXICO	W	6-4
2/2	NEW MEXICO	W	8-1
2/6	CS FULLERTON	L	13-23
2/7	CS FULLERTON	L	6-8
2/8	CS FULLERTON	L	9-20
2/11	CSUDH	W	26-10
2/12	CSUDH	W	12-2
2/14	at Texas A&M	W	3-2
2/15	at Texas A&M	L	1-5
2/16	at Texas A&M	L	4-5
2/18	NEW MEXICO ST.	W	12-4
2/19	NEW MEXICO ST.	L	4-8
2/20	SOUTHERN UTAH	W	20-6
2/21	SOUTHERN UTAH	W	3-2
2/22	ORAL ROBERTS	W	12-3
2/23	ORAL ROBERTS	L	3-5
2/25	E. MICHIGAN	W	28-0
2/26	E. MICHIGAN	W	16-3
2/28	at California *	W	8-7
3/1	at California *	W	2-1
3/2	at California *	W	5-3
3/7	UCLA *	W	4-2
3/8	UCLA *	W	13-3
3/9	UCLA *	L	1-12
3/11	RADFORD	W	5-4
3/12	RADFORD	W	13-9
3/14	at USC *	L	2-3
3/15	at USC *	W	6-5
3/16	at USC *	L	2-6
3/21	ARIZONA ST. *	L	6-8
3/22	ARIZONA ST. *	W	5-4
3/23	ARIZONA ST. *	L	7-11
3/25	GRAND CANYON	W	4-3
3/27	STANFORD *	L	3-10
3/28	STANFORD *	W	11-7
3/29	STANFORD *	L	2-4
4/4	CALIFORNIA *	W	2-0
4/5	CALIFORNIA *	W	12-0
4/6	CALIFORNIA *	W	5-0
4/8	at Grand Canyon	W	12-2
4/11	at UCLA *	L	3-11
4/12	at UCLA *	L	6-13
4/13	at UCLA *	L	3-13
4/18	USC *	L	6-8
4/19	USC *	L	1-10
4/20	USC *	L	9-13
4/22	GRAND CANYON	W	15-8
4/25	at Arizona St. *	L	5-7
4/26	at Arizona St. *	W	6-4
4/27	at Arizona St. *	W	8-3
5/2	at Stanford *	L	2-9
5/3	at Stanford *	L	9-13
5/4	at Stanford *	L	1-12

\*Pac-10 Conference game

2021 WILDCATS  
 2020 REVIEW  
 PAC-12 OPPONENTS  
 HISTORY & RECORDS  
 HI CORBETT FIELD

## YEAR-BY-YEAR RESULTS (cont.)

### 1996 Head Coach: Jerry Kindall 24-32, 7-23 Pac-10 (6th)

1/26	NEW MEXICO	W	7-5
1/27	NEW MEXICO	L	7-10
1/28	NEW MEXICO	W	6-4
1/30	CSUDH	W	13-9
1/31	CSUDH	W	10-6
2/2	WASHINGTON ST.	W	11-10
2/3	WASHINGTON ST.	W	4-3
2/4	WASHINGTON ST.	W	12-6
2/8	TEXAS A&M	W	8-7
2/9	TEXAS A&M	W	6-1
2/10	TEXAS A&M	L	8-9
2/13	NEW MEXICO ST.	W	15-1
2/14	NEW MEXICO ST.	W	15-4
2/16	at CS Fullerton	L	2-6
2/17	at CS Fullerton	L	5-9
2/18	at CS Fullerton	L	8-9
2/20	WYOMING	L	9-12
2/21	WYOMING	W	8-5
2/23	MINNESOTA	L	11-12
2/24	MINNESOTA	L	5-7
2/25	MINNESOTA	W	4-2
2/27	UCSB	W	12-2
2/28	UCSB	W	6-1
3/1	at USC *	L	5-20
3/2	at USC *	L	0-4
3/3	at USC *	W	9-8
3/8	UCLA *	W	6-5
3/9	UCLA *	W	11-6
3/10	UCLA *	L	6-12
3/12	at Grand Canyon	W	6-4
3/15	CALIFORNIA *	L	3-13
3/16	CALIFORNIA *	L	4-8
3/17	CALIFORNIA *	L	2-15
3/22	at Arizona St. *	L	7-8
3/23	at Arizona St. *	L	11-16
3/24	at Arizona St. *	W	15-7
3/29	at Stanford *	L	2-14
3/30	at Stanford *	L	6-7
3/31	at Stanford *	L	3-16
4/4	USC *	L	2-6
4/5	USC *	L	4-15
4/6	USC *	L	0-2
4/9	GRAND CANYON	L	7-12
4/12	at UCLA *	L	3-4
4/13	at UCLA *	W	19-13
4/14	at UCLA *	W	5-4
4/19	STANFORD *	L	5-6
4/20	STANFORD *	L	3-9
4/21	STANFORD *	L	4-22
4/23	GRAND CANYON	W	8-7
4/26	at California *	L	8-9
4/27	at California *	L	7-11
4/28	at California *	L	5-8
5/11	ARIZONA ST. *	W	14-13
5/12	ARIZONA ST. *	L	16-20
5/13	ARIZONA ST. *	L	3-16

\*Pac-10 Conference game

### 1995 Head Coach: Jerry Kindall 20-35-1, 6-24 Pac-10 (6th)

1/27	NEW MEXICO	W	8-7
1/28	NEW MEXICO	L	4-10
1/29	NEW MEXICO	W	6-5
2/2	BRIGHAM YOUNG	W	11-10
2/3	BRIGHAM YOUNG	W	2-1
2/4	BRIGHAM YOUNG	L	4-8
2/6	ST. MARY'S	L	8-14
2/7	ST. MARY'S	L	8-11
2/8	CS FULLERTON	L	2-10
2/10	CS FULLERTON	L	2-10
2/12	CS FULLERTON	L	1-6
2/14	CSUDH	W	4-3
2/17	at Hawaii-Hilo	L	4-5
2/18	at Hawaii-Hilo	W	17-3
2/18	at Hawaii-Hilo	W	17-10
2/19	at Hawaii-Hilo	W	8-0
2/21	ST. FRANCIS	W	24-3
2/22	ST. FRANCIS	W	40-10
2/24	at Texas A&M	L	1-4
2/25	at Texas A&M	L	5-11
2/26	at Texas A&M	Tie	3-3
2/28	NEW MEXICO ST.	W	5-3
3/1	NEW MEXICO ST.	W	10-8
3/3	ARIZONA ST. *	W	9-8
3/4	at Arizona St. *	L	2-5
3/5	at Arizona St. *	L	7-11
3/10	UCLA *	L	3-19
3/11	UCLA *	W	6-5
3/12	UCLA *	L	2-4
3/17	CALIFORNIA *	L	7-10
3/18	CALIFORNIA *	L	8-9
3/19	CALIFORNIA *	L	8-12
3/21	at Grand Canyon	L	7-8
3/24	at USC *	L	3-7
3/25	at USC *	W	8-6
3/26	at USC *	L	8-11
3/31	STANFORD *	L	8-12
4/1	STANFORD *	L	5-8
4/2	STANFORD *	L	3-18
4/8	at California *	W	7-3
4/8	at California *	L	5-10
4/9	at California *	L	6-11
4/11	GRAND CANYON	W	17-8
4/13	at UCLA *	L	1-7
4/14	at UCLA *	L	6-8
4/15	at UCLA *	L	10-11
4/21	at Arizona St. *	L	0-7
4/22	ARIZONA ST. *	L	4-6
4/23	ARIZONA ST. *	W	7-6
4/26	GRAND CANYON	W	13-5
4/28	at Stanford *	L	1-7
4/29	at Stanford *	W	8-6
4/30	at Stanford *	L	3-4
5/13	USC *	L	3-11
5/14	USC *	L	4-15
5/15	USC *	L	8-9

\*Pac-10 Conference game

### 1994 Head Coach: Jerry Kindall 15-40, 7-23 Pac-10 (6th)

1/28	NEW MEXICO	W	4-1
1/29	NEW MEXICO	L	8-10
1/30	NEW MEXICO	L	8-11
2/5	at CS Fullerton	L	0-9
2/5	at CS Fullerton	L	3-6
2/6	at CS Fullerton	L	2-5
2/9	CSUDH	L	5-6
2/9	CSUDH	W	2-1
2/10	NEW MEXICO ST.	L	8-11
2/11	NEW MEXICO ST.	L	9-12
2/13	NEW MEXICO ST.	W	10-9
2/18	TEXAS A&M	L	3-16
2/19	TEXAS A&M	L	0-4
2/20	TEXAS A&M	L	5-14
2/25	at USC *	L	1-7
2/26	at USC *	L	4-15
2/27	at USC *	L	5-10
3/4	Ohio St. %	L	0-3
3/5	at Minnesota %	L	5-9
3/6	Arizona St. %	L	4-12
3/11	at Arizona St. *	L	6-16
3/12	ARIZONA ST. *	L	5-7
3/13	ARIZONA ST. *	W	8-7
3/15	at Sacramento St.	W	10-4
3/16	at Sacramento St.	L	8-25
3/18	at California *	L	2-6
3/19	at California *	L	6-15
3/20	at California *	L	3-9
3/25	STANFORD *	L	5-7
3/26	STANFORD *	W	8-7
3/27	STANFORD *	L	4-27
3/29	at Grand Canyon	L	12-14
3/31	USC *	L	3-9
4/1	USC *	L	3-7
4/2	USC *	L	2-6
4/8	ARIZONA ST. *	W	8-2
4/9	at Arizona St. *	L	2-4
4/10	at Arizona St. *	L	4-15
4/15	UCLA *	W	6-1
4/16	UCLA *	L	6-10
4/17	UCLA *	W	4-2
4/22	at Stanford *	L	3-8
4/24	at Stanford *	L	3-10
4/24	at Stanford *	L	1-5
4/29	CALIFORNIA *	W	7-6
4/30	CALIFORNIA *	W	14-5
5/1	CALIFORNIA *	L	8-14
5/6	GRAND CANYON	W	6-5
5/7	GRAND CANYON	W	5-2
5/14	at UCLA *	L	4-9
5/15	at UCLA *	L	5-13
5/16	at UCLA *	L	6-9
5/19	at Long Beach St.	W	4-0
5/20	at Long Beach St.	L	7-11
5/21	at Long Beach St.	W	3-1

\*Pac-10 Conference game

%Metrodome Tournament; Minneapolis, Minn.

### 1993 Head Coach: Jerry Kindall 35-26, 16-14 Pac-10 (3rd)

1/30	NEW MEXICO	L	4-10
1/31	NEW MEXICO	W	12-3
2/1	NEW MEXICO	W	15-5
2/5	NEW MEXICO ST.	L	2-3
2/6	NEW MEXICO ST.	W	5-1
2/11	MINNESOTA	W	18-3
2/12	MINNESOTA	L	9-17
2/13	MINNESOTA	W	15-10
2/16	CSUDH	W	17-13
2/16	CSUDH	W	9-2
2/20	at USC *	L	11-15
2/20	at USC *	L	1-8
2/21	at USC *	W	10-2
2/26	STANFORD *	W	14-13
2/27	STANFORD *	W	13-8
3/1	STANFORD *	W	16-2
3/5	UCLA *	L	8-10
3/6	UCLA *	L	9-16
3/7	UCLA *	L	15-20
3/9	NOTRE DAME	W	19-6
3/10	NOTRE DAME	W	10-9
3/12	at California *	L	8-10
3/13	at California *	W	7-2
3/14	at California *	L	7-8
3/15	at Fresno St. %	W	19-9
3/16	Kansas St. %	W	6-1
3/17	Texas Tech %	L	0-4
3/18	SW Missouri %	W	11-0
3/18	St. John's %	L	4-5
3/19	Texas Tech %	L	8-11
3/23	WRIGHT ST.	W	17-7
3/24	WRIGHT ST.	L	3-5
3/27	USC *	W	18-8
3/27	USC *	W	7-4
3/28	USC *	L	9-12
4/2	at Arizona St. *	L	7-9
4/3	ARIZONA ST. *	W	9-5
4/4	ARIZONA ST. *	W	10-9
4/8	at UCLA *	L	0-5
4/9	at UCLA *	W	9-4
4/10	at UCLA *	W	8-7
4/13	at Grand Canyon	L	7-14
4/16	CALIFORNIA *	W	12-5
4/17	CALIFORNIA *	W	7-4
4/18	CALIFORNIA *	L	15-17
4/23	at Stanford *	L	6-9
4/24	at Stanford *	W	4-3
4/25	at Stanford *	W	16-8
4/30	CS FULLERTON	W	11-9
5/1	CS FULLERTON	W	13-12
5/2	CS FULLERTON	L	9-11
5/7	GRAND CANYON	L	7-11
5/8	GRAND CANYON	W	21-5
5/14	ARIZONA ST. *	W	11-10
5/16	at Arizona St. *	L	6-11
5/16	at Arizona St. *	L	1-6

NCAA Midwest Regional – Stillwater, Okla.

5/28	Auburn	L	1-9
5/29	North Carolina St.	W	5-2
5/30	Fordham	W	18-7
5/31	at Oklahoma St.	W	4-0
5/31	at Oklahoma St.	L	10-11

\*Pac-10 Conference game

%Pepsi/Johnny Quick Classic; Fresno, Calif.

2021  
WILDCATS

2020  
REVIEW

PAC-12  
OPPONENTS

HISTORY &  
RECORDS

HI CORBETT  
FIELD

# YEAR-BY-YEAR RESULTS (cont.)

2021 WILDCATS  
 2020 REVIEW  
 PAC-12 OPPONENTS  
 HISTORY & RECORDS  
 HI CORBETT FIELD

## 1992 Head Coach: Jerry Kindall 34-23, 18-12 Pac-10 (1st)

1/25	NEW MEXICO	W	8-1
1/26	NEW MEXICO	W	15-11
1/27	NEW MEXICO	W	18-4
1/31	at Hawaii	L	6-7
2/1	at Hawaii	W	7-0
2/2	at Hawaii	L	3-6
2/6	MINNESOTA	L	2-3
2/8	MINNESOTA	W	9-0
2/8	MINNESOTA	L	3-8
2/12	NEW MEXICO ST.	W	8-1
2/12	NEW MEXICO ST.	W	8-7
2/14	TEXAS A&M	W	12-4
2/15	TEXAS A&M	L	8-11
2/16	TEXAS A&M	W	6-5
2/20	CS FULLERTON	W	19-15
2/21	CS FULLERTON	L	6-22
2/22	CS FULLERTON	L	5-16
2/24	CSUDH	W	12-7
2/25	CSUDH	W	9-6
2/28	at USC*	W	1-0
2/29	at USC*	L	2-10
3/1	at USC*	W	2-1
3/6	UCLA*	L	1-5
3/7	UCLA*	W	4-3
3/13	at California*	W	11-2
3/17	Portland St. %	W	12-0
3/17	Princeton %	W	13-10
3/19	Bradley %	L	2-4
3/29	STANFORD*	W	5-2
3/29	STANFORD*	L	3-15
3/30	STANFORD*	W	11-6
4/3	at Arizona St.*	L	6-7
4/4	at Arizona St.*	W	6-4
4/5	at Arizona St.*	L	7-8
4/7	at Grand Canyon	L	9-12
4/10	USC*	L	2-4
4/11	USC*	W	16-5
4/12	USC*	W	11-8
4/16	at UCLA*	W	7-2
4/16	at UCLA*	L	4-8
4/17	at UCLA*	W	4-1
4/18	at UCLA*	L	2-7
4/24	at Stanford*	W	7-6
4/25	at Stanford*	L	8-19
4/26	at Stanford*	W	9-7
4/27	at California*	L	6-11
4/27	at California*	L	4-9
5/1	CALIFORNIA*	W	16-14
5/2	CALIFORNIA*	W	9-8
5/3	CALIFORNIA*	L	8-26
5/8	GRAND CANYON	W	13-12
5/9	GRAND CANYON	W	11-10
5/15	ARIZONA ST.*	W	9-3
5/16	ARIZONA ST.*	W	9-8
5/17	ARIZONA ST.*	W	4-3

**NCAA Regional – Tucson, Ariz.**  
 5/22 Washington L 5-6  
 5/23 Hawaii L 3-10

\*Pac-10 Conference game  
 %Spartan Class; San Jose, Calif.

## 1991 Head Coach: Jerry Kindall 27-32, 10-20 Pac-10 South (6th)

1/26	NEW MEXICO	L	3-5
1/27	NEW MEXICO	W	13-7
1/28	NEW MEXICO	W	7-6
1/29	CSUDH	W	12-6
1/30	CSUDH	W	10-6
1/31	PEPPERDINE	W	4-3
2/1	PEPPERDINE	L	1-7
2/2	PEPPERDINE	L	0-15
2/7	at CS Fullerton	W	15-1
2/8	at CS Fullerton	L	2-7
2/9	at CS Fullerton	L	4-5
2/13	UCSB	W	16-11
2/13	UCSB	L	6-9
2/14	FLORIDA ST.	L	8-15
2/15	FLORIDA ST.	W	7-3
2/16	FLORIDA ST.	W	3-2
2/19	CS NORTHRIDGE	L	4-8
2/20	CS NORTHRIDGE	L	1-7
2/22	USC*	W	14-11
2/23	USC*	L	10-11
2/24	USC*	L	6-18
2/26	NEW MEXICO ST.	W	12-7
2/27	NEW MEXICO ST.	W	13-2
3/2	at Stanford*	L	3-4
3/8	at UCLA*	L	1-3
3/9	at UCLA*	L	9-11
3/10	at UCLA*	L	4-16
3/12	KENTUCKY	L	4-5
3/13	KENTUCKY	W	24-0
3/16	at Texas A&M	W	5-1
3/16	at Texas A&M	L	3-4
3/17	at Texas A&M	L	2-6
3/22	ARIZONA ST.*	W	9-8
3/23	ARIZONA ST.*	L	3-7
3/24	ARIZONA ST.*	W	16-3
3/29	CALIFORNIA*	L	10-18
3/29	CALIFORNIA*	W	14-2
3/30	CALIFORNIA*	L	9-10
4/2	ST. FRANCIS	W	26-7
4/5	UCLA*	W	17-8
4/6	UCLA*	W	15-14
4/7	UCLA*	W	11-9
4/9	at Grand Canyon	W	7-2
4/12	at USC*	L	4-6
4/13	at USC*	L	7-8
4/14	at USC*	L	4-8
4/19	at California*	W	11-9
4/20	at California*	L	5-16
4/21	at California*	L	9-11
4/22	at Stanford*	L	1-2
4/22	at Stanford*	L	1-6
4/26	STANFORD*	W	7-3
4/27	STANFORD*	L	7-13
4/28	STANFORD*	W	21-11
5/3	GRAND CANYON	W	10-6
5/4	GRAND CANYON	W	7-5
5/10	at Arizona St.*	L	4-8
5/11	at Arizona St.*	L	2-3
5/12	at Arizona St.*	L	8-9

\*Pac-10 Conference game

## 1990 Head Coach: Jerry Kindall 26-34, 11-19 Pac-10 South (5th)

1/27	MINNESOTA	L	8-11
1/28	MINNESOTA	L	4-10
1/29	MINNESOTA	W	10-7
2/1	LMU	W	2-1
2/2	LMU	L	0-5
2/3	LMU	W	11-6
2/5	CSUDH	L	4-5
2/6	CSUDH	W	11-4
2/8	CS FULLERTON	L	3-10
2/9	CS FULLERTON	L	1-6
2/10	CS FULLERTON	W	9-8
2/17	at Florida St.	L	1-7
2/17	at Florida St.	L	8-16
2/18	at Florida St.	L	5-10
2/20	WESTMONT	W	14-3
2/21	WESTMONT	W	7-5
2/23	at California*	W	14-5
2/24	at California*	L	5-16
2/25	at California*	W	2-0
2/27	NEW MEXICO ST.	W	13-9
2/28	NEW MEXICO ST.	L	13-14
3/2	USC*	W	5-4
3/3	USC*	W	6-5
3/4	USC*	W	13-5
3/5	CSULA	L	3-20
3/6	CSULA	W	9-2
3/9	at Stanford*	L	2-8
3/10	at Stanford*	L	4-7
3/11	at Stanford*	L	2-8
3/16	at Arizona St.*	L	0-3
3/17	at Arizona St.*	L	1-3
3/18	at Arizona St.*	L	2-9
3/20	WRIGHT ST.	L	7-10
3/21	WRIGHT ST.	W	6-4
3/24	UCLA*	L	3-4
3/25	UCLA*	L	6-8
3/26	UCLA*	L	8-10
3/30	at USC*	L	1-9
3/31	at USC*	L	3-16
4/1	at USC*	L	4-9
4/5	LIBERTY	W	5-3
4/6	LIBERTY	W	11-4
4/7	LIBERTY	L	6-8
4/12	at UCLA*	W	4-3
4/13	at UCLA*	W	9-7
4/14	at UCLA*	L	4-14
4/17	at Grand Canyon	L	1-8
4/20	STANFORD*	L	3-5
4/21	STANFORD*	L	3-9
4/22	STANFORD*	L	5-13
4/27	CALIFORNIA*	W	12-8
4/28	CALIFORNIA*	W	11-2
4/29	CALIFORNIA*	W	17-10
5/5	GRAND CANYON	W	22-4
5/11	ARIZONA ST.*	W	2-1
5/12	ARIZONA ST.*	L	4-6
5/13	ARIZONA ST.*	L	4-5
5/18	North Carolina St. %	W	7-4
5/19	North Carolina %	W	3-2
5/20	Clemson %	W	1-9

\*Pac-10 Conference game  
 %Carolina Invitational; Chapel Hill, N.C.

## 1989 Head Coach: Jerry Kindall 45-18-1, 23-7 Pac-10 South (1st)

1/28	NEW MEXICO ST.	W	14-4
1/29	NEW MEXICO ST.	W	10-3
1/30	NEW MEXICO ST.	W	8-0
2/2	NEVADA-RENO	W	5-2
2/3	NEVADA-RENO	W	6-3
2/4	NEVADA-RENO	W	6-4
2/6	CSUDH	L	4-12
2/7	CSUDH	W	18-4
2/9	UTAH	W	11-3
2/10	UTAH	W	10-2
2/11	UTAH	W	14-5
2/13	USIU	W	18-0
2/14	USIU	W	6-2
2/16	at CS Fullerton	L	3-7
2/17	at CS Fullerton	W	7-6
2/18	at CS Fullerton	L	5-7
2/20	LONG BEACH ST.	L	6-8
2/21	LONG BEACH ST.	L	7-14
2/24	at USC*	W	10-6
2/25	at USC*	W	7-6
2/26	at USC*	L	5-7
3/3	at UCLA*	W	11-1
3/4	at UCLA*	W	6-3
3/5	at UCLA*	W	10-4
3/10	STANFORD*	W	17-3
3/11	STANFORD*	W	13-7
3/12	STANFORD*	L	4-5
3/14	UNLV	W	7-5
3/15	UNLV	L	8-9
3/17	at California*	W	2-1
3/18	at California*	W	12-8
3/19	at California*	L	1-2
3/23	ARIZONA ST.*	W	5-3
3/24	ARIZONA ST.*	L	2-3
3/25	ARIZONA ST.*	L	6-16
3/31	Georgia Tech %	W	3-1
3/31	Oklahoma St. %	L	3-6
4/1	at Minnesota %	Tie	5-5
4/2	Georgia Tech %	W	12-4
4/7	UCLA*	W	6-1
4/11	GRAND CANYON	W	4-1
4/14	CALIFORNIA*	W	20-3
4/15	CALIFORNIA*	W	7-3
4/16	CALIFORNIA*	W	16-6
4/21	USC*	W	11-4
4/22	USC*	W	14-6
4/23	USC*	W	6-4
4/28	at Stanford*	W	6-5
4/29	at Stanford*	L	3-11
4/30	at Stanford*	L	5-12
5/6	GRAND CANYON	W	4-3
5/12	at Arizona St.*	W	10-6
5/13	at Arizona St.*	W	9-4
5/14	at Arizona St.*	W	10-0
5/19	Clemson #	W	8-6
5/20	at North Carolina #	L	3-5
5/21	Miami #	L	1-11

**NCAA West I Regional – Tucson, Arizona**  
 5/26 Eastern Kentucky W 12-6  
 5/27 Hawaii W 17-3  
 5/28 Long Beach St. L 6-10  
 5/28 LMU W 13-4  
 5/29 Long Beach St. L 3-10

\*Pac-10 Conference game  
 %Tournament of Champions; Minneapolis, Minn.  
 #Carolina Invitational; Chapel Hill, N.C.

# YEAR-BY-YEAR RESULTS (cont.)

## 1988 Head Coach: Jerry Kindall 33-26, 10-20 Pac-10 South (6th)

1/28	UC IRVINE	W	17-6
1/29	UC IRVINE	L	3-10
1/30	UC IRVINE	W	8-2
2/1	PRARIE VIEW	W	14-2
2/2	PRARIE VIEW	W	22-2
2/4	at Grand Canyon	W	26-3
2/5	GRAND CANYON	W	13-9
2/6	GRAND CANYON	L	15-16
2/8	CSUDH	W	9-5
2/9	CSUDH	W	10-8
2/11	CS FULLERTON	W	14-9
2/12	CS FULLERTON	L	5-22
2/13	CS FULLERTON	W	13-6
2/15	NEW MEXICO ST.	W	3-2
2/16	NEW MEXICO ST.	W	30-6
2/18	ARKANSAS	W	12-11
2/19	ARKANSAS	W	4-3
2/20	ARKANSAS	L	2-7
2/22	WEST.MONT	W	12-7
2/23	WEST.MONT	W	9-2
2/26	at UCLA *	L	2-9
2/27	at UCLA *	W	12-6
3/4	CALIFORNIA *	L	10-12
3/5	CALIFORNIA *	W	5-3
3/6	CALIFORNIA *	L	3-4
3/7	WYOMING	W	10-3
3/8	WYOMING	W	11-5
3/9	WYOMING	W	7-4
3/12	USC *	L	10-11
3/13	USC *	L	7-11
3/14	USC *	L	14-15
3/15	at Nevada-Reno	W	7-3
3/16	at Nevada-Reno	W	7-6
3/17	at Nevada-Reno	W	17-6
3/18	at Stanford *	L	0-5
3/19	at Stanford *	L	7-8
3/20	at Stanford *	L	4-5
3/25	MINNESOTA	L	7-10
3/26	MINNESOTA	W	4-2
3/27	MINNESOTA	L	11-12
4/1	at Arizona St. *	L	4-5
4/2	at Arizona St. *	L	3-18
4/4	at Arizona St. *	L	3-6
4/8	STANFORD *	W	20-5
4/9	STANFORD *	L	7-10
4/10	STANFORD *	W	9-8
4/15	at USC *	W	8-3
4/16	at USC *	L	1-7
4/17	at USC *	W	13-4
4/18	at UCLA *	L	8-9
4/22	UCLA *	L	4-9
4/23	UCLA *	W	8-5
4/24	UCLA *	W	17-0
4/29	at California *	W	11-3
4/30	at California *	L	4-5
5/1	at California *	L	4-7
5/13	ARIZONA ST. *	L	2-14
5/14	ARIZONA ST. *	L	7-11
5/15	ARIZONA ST. *	W	9-6

\*Pac-10 Conference game

## 1987 Head Coach: Jerry Kindall 34-26, 13-17 Pac-10 South (4th)

1/29	CAL-IRVINE	W	14-1
1/30	CAL-IRVINE	W	11-6
1/31	CAL-IRVINE	W	6-5
2/5	at Grand Canyon	W	8-2
2/6	GRAND CANYON	W	12-5
2/7	GRAND CANYON	W	11-3
2/9	CSUDH	W	13-3
2/10	CSUDH	W	9-6
2/12	at CS Fullerton	W	7-4
2/14	at CS Fullerton	L	6-7
2/14	at CS Fullerton	L	4-5
2/16	WEST.MONT	L	11-12
2/17	WEST.MONT	W	9-6
2/20	at UCLA *	W	12-10
2/21	at UCLA *	L	5-6
2/22	at UCLA *	L	5-18
2/27	CALIFORNIA *	W	7-1
2/28	CALIFORNIA *	W	13-6
3/1	CALIFORNIA *	W	13-5
3/6	at Stanford *	L	4-14
3/7	at Stanford *	L	6-10
3/8	at Stanford *	L	6-8
3/9	PACE	W	19-2
3/10	PACE	W	20-1
3/10	WYOMING	W	10-2
3/13	at USC *	W	13-6
3/14	at USC *	W	10-8
3/15	at USC *	L	3-4
3/20	ARIZONA ST. *	L	5-8
3/21	ARIZONA ST. *	L	2-10
3/23	ARIZONA ST. *	L	4-15
3/24	UTAH	W	12-1
3/24	LINFIELD	W	4-1
3/27	at Miami	W	5-0
3/28	at Miami	L	3-7
3/29	at Miami	L	8-9
3/30	MINNESOTA	W	11-2
3/31	MINNESOTA	W	6-4
4/1	U.S. INTERNTNL	W	8-1
4/2	U.S. INTERNTNL	W	2-1
4/3	LMU	W	10-7
4/4	LMU	W	7-15
4/5	LMU	L	11-16
4/10	at California *	L	4-5
4/11	at California *	L	3-10
4/12	at California *	L	6-7
4/16	STANFORD *	W	10-5
4/17	STANFORD *	L	3-12
4/18	STANFORD *	L	11-14
4/24	USC *	W	4-1
4/25	USC *	W	9-4
4/26	USC *	W	11-5
5/1	UCLA *	W	10-8
5/2	UCLA *	W	12-8
5/3	UCLA *	W	12-4
5/15	at Arizona St. *	L	1-2
5/16	at Arizona St. *	L	2-3
5/17	at Arizona St. *	L	4-5
5/22	Pepperdine	L	3-7
5/23	Hawaii	L	3-6

*NCAA West II Regional – Tempe, Arizona*

\*Pac-10 Conference game

## 1986 — National Champions Head Coach: Jerry Kindall 49-19, 18-12 Pac-10 South (T-2nd)

1/30	GRAND CANYON	W	8-6
1/31	at Grand Canyon	L	2-4
2/3	CSUDH	W	12-2
2/4	CSUDH	L	7-8
2/5	CSUDH	L	10-13
2/6	PEPPERDINE	W	1-0
2/7	PEPPERDINE	W	5-4
2/8	PEPPERDINE	W	3-2
2/10	W. NEW MEXICO	W	15-1
2/11	W. NEW MEXICO	W	20-4
2/13	FULLERTON	W	7-10
2/14	FULLERTON	W	8-6
2/15	FULLERTON	L	6-9
2/18	TEX. SOUTHERN	W	20-1
2/19	TEX. SOUTHERN	W	22-4
2/20	TEX. SOUTHERN	W	15-2
2/21	at Hawaii	W	11-8
2/22	at Hawaii	L	5-9
2/23	at Hawaii	W	7-2
2/28	STANFORD *	L	4-6
3/1	STANFORD *	W	8-5
3/2	STANFORD *	L	4-7
3/7	at California *	W	2-1
3/8	at California *	W	7-4
3/11	HARTFORD	W	21-3
3/12	HARTFORD	W	16-4
3/14	at USC *	L	0-5
3/15	at USC *	L	12-14
3/17	at Long Beach St.	W	12-3
3/18	at USC *	W	6-3
3/21	UCLA *	W	14-5
3/22	UCLA *	L	5-28
3/23	UCLA *	L	9-12
3/27	NEW MEXICO ST.	W	4-2
3/28	NEW MEXICO ST.	W	21-4
3/29	NEW MEXICO ST.	W	9-4
3/31	SETON HALL	W	10-1
4/1	SETON HALL	W	13-0
4/2	SETON HALL	W	12-11
4/4	CALIFORNIA *	W	6-3
4/5	CALIFORNIA *	W	5-4
4/6	CALIFORNIA *	W	11-8
4/7	at California *	W	17-16
4/11	at Arizona St. *	L	9-12
4/12	at Arizona St. *	W	5-3
4/13	at Arizona St. *	L	5-6
4/18	USC *	W	10-3
4/19	USC *	W	9-4
4/20	USC *	W	19-17
4/25	at UCLA *	L	5-17
4/26	at UCLA *	W	12-4
4/27	at UCLA *	L	13-14
5/2	at Stanford *	W	2-1
5/3	at Stanford *	L	4-14
5/4	at Stanford *	L	3-8
5/12	GRAND CANYON	W	9-6
5/16	ARIZONA ST. *	W	9-4
5/17	ARIZONA ST. *	W	18-2
5/18	ARIZONA ST. *	W	22-11

*NCAA Regional Championship – Austin, Texas*

*NCAA College World Series – Omaha, Neb.*

5/22	San Diego St.	W	26-5
5/23	at Texas	W	9-3
5/24	Pepperdine	W	10-6
5/25	Pepperdine	W	5-3
5/30	Maine	W	8-7
6/2	LMU	W	7-5
6/6	Florida St.	W	9-5
6/7	Miami	L	2-4
6/9	Florida St.	W	10-2

\*Pac-10 Conference game

## 1985 Head Coach: Jerry Kindall 47-22, 17-13 Pac-10 South (T-2nd)

1/28	GRAND CANYON	W	16-8
1/29	at Grand Canyon	L	7-14
1/30	GRAND CANYON	W	13-3
1/31	NEW MEXICO ST.	W	13-5
2/1	NEW MEXICO ST.	W	22-8
2/2	NEW MEXICO ST.	W	11-3
2/5	CSUDH	W	13-7
2/6	CSUDH	W	7-6
2/7	UNIV. SAN DIEGO	W	26-0
2/8	UNIV. SAN DIEGO	W	14-4
2/9	UNIV. SAN DIEGO	W	11-3
2/11	UTEP	W	7-5
2/12	UTEP	W	4-2
2/14	at CS Fullerton	L	4-7
2/15	at CS Fullerton	W	5-2
2/16	at CS Fullerton	W	11-7
2/18	SANTA CLARA	W	16-5
2/19	SANTA CLARA	W	7-5
2/20	SANTA CLARA	L	9-12
2/22	SAN DIEGO ST.	W	13-2
2/22	SAN DIEGO ST.	W	17-6
2/23	SAN DIEGO ST.	W	8-7
2/25	WEST.MONT	W	8-5
2/26	WEST.MONT	W	15-2
3/1	at UCLA *	L	2-3
3/2	at UCLA *	L	4-15
3/3	at UCLA *	L	7-11
3/4	NORTH CAROLINA	W	13-8
3/5	NORTH CAROLINA	W	13-5
3/6	NORTH CAROLINA	L	7-10
3/8	USC *	W	8-6
3/9	USC *	L	10-12
3/10	USC *	W	8-1
3/15	at California *	L	2-9
3/16	at California *	W	5-3
3/17	at California *	W	6-4
3/19	COLORADO ST.	W	15-6
3/19	COLORADO ST.	W	14-1
3/20	COLORADO ST.	W	16-2
3/23	STANFORD *	L	5-20
3/23	STANFORD *	L	6-10
3/24	STANFORD *	W	13-8
3/29	at Minnesota %	L	4-5
3/30	Oral Roberts %	L	2-3
3/30	Indiana St. %	L	2-9
3/31	at Minnesota %	W	6-2
4/5	ARIZONA ST. *	W	13-12
4/6	ARIZONA ST. *	L	10-19
4/7	ARIZONA ST. *	W	11-4
4/12	at Stanford *	W	7-5
4/13	at Stanford *	L	8-20
4/14	at Stanford *	L	1-11
4/19	at USC *	W	5-2
4/20	at USC *	W	7-3
4/21	at USC *	W	11-1
4/26	CALIFORNIA *	W	9-6
4/27	CALIFORNIA *	W	5-2
4/28	CALIFORNIA *	W	9-8
5/3	UCLA *	W	14-11
5/4	UCLA *	W	14-4
5/5	UCLA *	L	4-11
5/10	at Arizona St. *	L	3-13
5/11	at Arizona St. *	W	7-5
5/12	at Arizona St. *	L	3-15

*NCAA West II Regional – Fresno, Calif.*

5/24	Brigham Young	W	7-3
5/25	Fresno St.	W	6-0
5/26	Fresno St.	W	10-3

*NCAA College World Series – Omaha, Neb.*

6/1	Texas	L	1-2
6/2	Stanford	L	2-9

\*Pac-10 Conference game

%Minnesota Baseball Tournament; Minneapolis, Minn.

# YEAR-BY-YEAR RESULTS (cont.)

## 1984 Head Coach: Jerry Kindall 22-36, 11-19 Pac-10 South (5th)

1/30	CSUDH	W	12-6
1/31	CSUDH	W	6-4
2/3	UNLV	L	6-9
2/4	UNLV	W	10-1
2/4	UNLV	L	1-2
2/6	UC RIVERSIDE	L	5-14
2/7	UC RIVERSIDE	W	11-6
2/10	at CS Fullerton	W	4-1
2/11	at CS Fullerton	W	8-7
2/11	at CS Fullerton	L	1-5
2/13	NEW MEXICO ST.	W	12-6
2/14	NEW MEXICO ST.	W	27-10
2/16	CS FULLERTON	L	1-4
2/17	CS FULLERTON	L	3-15
2/18	CS FULLERTON	L	6-13
2/20	UTEP	W	5-4
2/21	UTEP	L	2-9
2/24	OKLAHOMA ST.	L	7-10
2/25	OKLAHOMA ST.	L	13-21
2/26	OKLAHOMA ST.	L	11-12
2/27	CS NORTHRIDGE	L	6-8
2/28	CS NORTHRIDGE	L	3-11
3/2	STANFORD *	W	12-2
3/3	STANFORD *	L	11-14
3/4	STANFORD *	W	13-10
3/9	at Arizona St. *	L	4-7
3/10	at Arizona St. *	L	1-11
3/11	at Arizona St. *	L	2-7
3/13	at Univ. San Diego	W	22-1
3/14	at Univ. San Diego	W	7-5
3/15	at San Diego St.	L	4-5
3/16	at San Diego St.	L	2-3
3/17	at San Diego St.	L	3-9
3/23	at USC *	L	7-11
3/24	at USC *	L	3-9
3/25	at USC *	L	2-14
3/27	GRAND CANYON	L	9-14
3/30	CALIFORNIA *	W	6-2
3/31	CALIFORNIA *	W	9-3
4/1	CALIFORNIA *	W	10-9
4/6	at UCLA *	L	3-4
4/7	at UCLA *	L	3-18
4/8	at UCLA *	W	8-5
4/13	at Stanford *	L	5-12
4/14	at Stanford *	L	3-4
4/15	at Stanford *	L	1-4
4/19	USC *	W	6-5
4/20	USC *	W	9-5
4/21	USC *	W	8-7
4/27	at California *	L	9-11
4/28	at California *	L	4-7
4/29	at California *	L	4-5
5/4	UCLA *	W	10-4
5/5	UCLA *	L	5-7
5/6	UCLA *	L	6-17
5/11	ARIZONA ST. *	L	5-8
5/12	ARIZONA ST. *	L	4-6
5/13	ARIZONA ST. *	W	9-5

\*Pac-10 Conference game

## 1983 Head Coach: Jerry Kindall 25-31, 13-13 Pac-10 South (4th)

1/31	NEW MEXICO ST.	W	15-2
2/1	NEW MEXICO ST.	W	11-6
2/7	UC RIVERSIDE	L	3-5
2/8	UC RIVERSIDE	W	9-5
2/10	CS FULLERTON	W	19-11
2/11	CS FULLERTON	L	5-8
2/12	CS FULLERTON	L	2-5
2/15	UCSB	W	9-2
2/17	UCSB	L	11-16
2/18	SAN DIEGO ST.	L	10-11
2/19	SAN DIEGO ST.	W	15-8
2/19	SAN DIEGO ST.	L	12-13
2/21	UTEP	W	6-4
2/22	UTEP	W	14-0
2/24	at Hawaii	L	7-9
2/25	at Hawaii	L	1-3
2/25	at Hawaii	L	10-14
2/26	at Hawaii	L	5-13
3/4	STANFORD *	W	4-3
3/5	STANFORD *	L	9-10
3/6	STANFORD *	L	6-15
3/11	at CS Fullerton	L	3-4
3/12	at CS Fullerton	L	6-7
3/13	at CS Fullerton	L	3-7
3/15	at UCSB	L	3-6
3/16	at UCSB	W	8-1
3/22	CHAPMAN	L	3-7
3/23	CHAPMAN	W	7-5
3/26	USC *	W	11-1
3/26	USC *	L	3-4
3/27	USC *	L	3-9
4/1	at UCLA *	W	8-6
4/2	at UCLA *	L	3-4
4/3	at UCLA *	W	3-2
4/7	ARIZONA ST. *	W	4-3
4/8	ARIZONA ST. *	L	7-14
4/9	ARIZONA ST. *	L	2-3
4/12	at Grand Canyon	L	4-12
4/14	CALIFORNIA *	W	9-3
4/14	CALIFORNIA *	L	5-6
4/15	CALIFORNIA *	W	11-8
4/16	CALIFORNIA *	L	5-8
4/17	CALIFORNIA *	W	6-3
4/19	GRAND CANYON	W	13-12
4/22	at USC *	W	2-1
4/23	at USC *	L	2-3
4/24	at USC *	L	0-4
5/1	at Stanford *	W	4-2
5/2	at Stanford *	W	3-1
5/3	at Stanford *	L	3-5
5/6	UCLA *	L	14-16
5/7	UCLA *	L	0-20
5/8	UCLA *	W	6-5
5/11	at Arizona St. *	L	5-9
5/12	at Arizona St. *	W	5-2
5/13	at Arizona St. *	W	5-3

\*Pac-10 Conference game

## 1982 Head Coach: Jerry Kindall 32-21-1, 15-13-1 Pac-10 South (3rd)

2/5	UCSB	W	5-4
2/6	UCSB	W	13-12
2/6	UCSB	W	14-2
2/9	UNIV. SAN DIEGO	W	11-6
2/9	UNIV. SAN DIEGO	W	16-6
2/12	CS FULLERTON	L	4-12
2/12	CS FULLERTON	L	1-5
2/13	CS FULLERTON	W	7-2
2/15	UC RIVERSIDE	W	10-8
2/16	UC RIVERSIDE	W	7-4
2/18	at CS Fullerton	L	2-3
2/19	at CS Fullerton	W	2-1
2/20	at CS Fullerton	L	3-17
2/22	UTEP	W	7-4
2/23	UTEP	W	11-1
2/26	at Arizona St. *	W	8-5
2/27	at Arizona St. *	Tie	4-4
2/28	at Arizona St. *	L	5-9
3/1	AZUSA PACIFIC	W	12-5
3/2	AZUSA PACIFIC	W	9-4
3/4	LONG BEACH ST.	L	15-23
3/5	LONG BEACH ST.	W	14-13
3/6	LONG BEACH ST.	W	3-1
3/12	at Stanford *	L	1-2
3/13	at Stanford *	L	7-10
3/13	at Stanford *	L	5-9
3/19	at UCSB	L	4-5
3/20	at UCSB	L	6-8
3/20	at UCSB	W	9-2
3/30	at Grand Canyon	L	2-9
4/2	USC *	W	8-6
4/3	USC *	L	3-12
4/4	USC *	W	11-7
4/5	STANFORD *	W	7-4
4/6	STANFORD *	L	7-19
4/7	STANFORD *	W	4-2
4/16	at USC *	W	11-5
4/17	at USC *	L	1-2
4/18	at USC *	W	20-2
4/20	GRAND CANYON	W	11-1
4/23	at UCLA *	W	2-1
4/24	at UCLA *	W	6-2
4/25	at UCLA *	L	0-3
4/29	CALIFORNIA *	L	2-3
4/29	CALIFORNIA *	W	7-2
4/30	CALIFORNIA *	W	5-4
5/1	CALIFORNIA *	W	5-2
5/2	CALIFORNIA *	W	10-6
5/7	UCLA *	L	7-10
5/8	UCLA *	W	7-5
5/9	UCLA *	L	6-12
5/13	ARIZONA ST. *	L	4-6
5/14	ARIZONA ST. *	L	4-7
5/15	ARIZONA ST. *	W	5-4

\*Pac-10 Conference game

## 1981 Head Coach: Jerry Kindall 30-22, 14-16 Pac-10 South (4th)

2/6	SAN DIEGO	W	16-5
2/7	SAN DIEGO	W	12-10
2/7	SAN DIEGO	W	21-0
2/10	UC RIVERSIDE	W	8-5
2/10	UC RIVERSIDE	L	2-5
2/12	CS FULLERTON	W	10-9
2/13	CS FULLERTON	L	2-8
2/14	CS FULLERTON	W	2-0
2/16	UTEP	W	14-13
2/17	UTEP	W	9-5
2/18	UTEP	W	23-4
2/20	at CS Fullerton	W	2-1
2/22	at CS Fullerton	L	3-4
2/24	LaVERNE	W	9-8
2/24	LaVERNE	W	9-7
2/27	CALIFORNIA *	L	8-14
2/28	CALIFORNIA *	W	11-5
3/1	CALIFORNIA *	W	8-1
3/4	BRIGHAM YOUNG	W	4-1
3/6	at Stanford *	W	9-4
3/7	at Stanford *	L	4-5
3/8	at Stanford *	L	12-14
3/10	MISSISSIPPI ST.	L	9-11
3/11	MISSISSIPPI ST.	L	12-16
3/13	UCLA *	L	2-5
3/14	UCLA *	W	10-9
3/15	UCLA *	L	2-8
3/27	at USC *	W	12-7
3/28	at USC *	L	10-15
3/29	at USC *	W	10-6
4/2	ARIZONA ST. *	W	9-4
4/3	ARIZONA ST. *	L	8-10
4/4	ARIZONA ST. *	L	11-23
4/6	LEWIS-CLARK	W	8-2
4/10	at UCLA *	W	5-3
4/11	at UCLA *	L	8-9
4/12	at UCLA *	W	10-5
4/16	at California *	W	8-5
4/17	at California *	W	9-1
4/18	at California *	L	8-9
4/24	STANFORD *	L	6-11
4/25	STANFORD *	W	18-16
4/26	STANFORD *	L	13-21
4/28	GRAND CANYON	L	5-6
5/2	USC *	W	6-2
5/2	USC *	L	8-9
5/3	USC *	W	16-4
5/5	NAU	W	10-8
5/5	NAU	W	6-1
5/7	at Arizona St. *	L	6-10
5/8	at Arizona St. *	L	4-13
5/9	at Arizona St. *	L	5-6

\*Pac-10 Conference game

2021 WILDCATS  
 REVIEW  
 PAC-12 OPPONENTS  
 HISTORY & RECORDS  
 HI CORBETT FIELD

## YEAR-BY-YEAR RESULTS (cont.)

### 1980 — National Champions Head Coach: Jerry Kindall 45-21-1, 17-13 Pac-10 South (T-1st)

2/7	CS FULLERTON	W	12-3
2/9	CS FULLERTON	L	1-4
2/10	CS FULLERTON	W	7-1
2/16	PEPPERDINE	Tie	15-15
2/18	SAN DIEGO ST.	L	3-5
2/19	SAN DIEGO ST.	W	7-2
2/20	SAN DIEGO ST.	W	14-8
2/22	LAVERNE	W	20-18
2/23	LAVERNE	W	4-0
2/23	LAVERNE	W	30-8
2/25	RIVERSIDE	L	1-2
2/26	RIVERSIDE	W	13-3
2/29	at Stanford*	L	6-10
3/1	at Stanford*	L	6-8
3/2	at Stanford*	W	3-2
3/6	USC*	W	4-1
3/7	USC*	L	6-9
3/8	USC*	W	8-7
3/11	GONZAGA	W	12-6
3/11	GONZAGA	W	3-1
3/13	at UCLA*	L	1-5
3/14	at UCLA*	L	2-8
3/15	at UCLA*	L	5-7
3/17	Point Loma %	W	8-4
3/18	LMU %	L	3-8
3/18	NAU %	W	9-4
3/19	San Diego %	L	0-10
3/20	Portland St. %	Tie	2-2
3/20	Colorado St. %	W	18-6
3/22	San Diego St. %	W	7-5
3/22	San Diego St. %	Tie	7-7
3/24	COLORADO	W	6-2
3/25	COLORADO	W	3-0
3/27	CALIFORNIA*	L	5-6
3/28	CALIFORNIA*	W	4-3
3/29	CALIFORNIA*	W	14-9
4/3	at Arizona St.*	L	2-3
4/4	at Arizona St.*	W	11-5
4/5	at Arizona St.*	W	14-7
4/8	WASHINGTON ST.	W	11-7
4/10	UCLA*	W	3-2
4/11	UCLA*	W	17-1
4/12	UCLA*	L	3-4
4/14	NAU	L	4-10
4/14	NAU	W	8-0
4/17	STANFORD*	W	6-4
4/18	STANFORD*	W	15-6
4/19	STANFORD*	W	7-5
4/22	GRAND CANYON	W	14-5
4/24	at USC*	L	2-3
4/25	at USC*	W	9-7
4/26	at USC*	W	9-3
5/1	at California*	W	4-3
5/2	at California*	W	9-8
5/3	at California*	L	0-2
5/8	ARIZONA ST.*	L	8-14
5/9	ARIZONA ST.*	L	6-8
5/10	ARIZONA ST.*	W	22-4
<b>NCAA West Regional — Tucson, Ariz.</b>			
5/23	Fresno St.	W	5-4
5/24	Gonzaga	W	13-9
5/25	Gonzaga	W	8-5
<b>NCAA College World Series — Omaha, Neb.</b>			
5/30	St. John's	L	1-6
5/31	Florida St.	W	5-3
6/2	Michigan	W	8-0
6/4	Hawaii	W	6-4
6/5	California	W	11-10
6/6	Hawaii	W	5-3

\*Pac-10 Conference game  
%Sun-Lite Classic; San Diego, Calif.

### 1979 Head Coach: Jerry Kindall 43-25, 19-13 Pac-10 South (2nd)

2/8	CS FULLERTON	L	7-9
2/9	CS FULLERTON	L	0-9
2/9	CS FULLERTON	L	4-8
2/12	UCSB	W	11-10
2/13	UCSB	W	13-10
2/14	UCSB	W	15-7
2/16	NEW MEXICO	W	10-5
2/17	NEW MEXICO	W	6-4
2/17	NEW MEXICO	W	16-4
2/19	LAMAR	W	7-6
2/20	LAMAR	W	5-4
2/22	LAVERNE	W	12-2
2/23	LAVERNE	W	9-2
2/24	LAVERNE	L	4-11
2/26	LMU	L	3-5
2/27	LMU	W	11-10
3/1	STANFORD*	W	6-5
3/3	STANFORD*	L	7-9
3/4	STANFORD*	W	15-6
3/5	AZUSA-PACIFIC	W	12-9
3/8	UCLA*	L	4-12
3/9	UCLA*	W	13-4
3/10	UCLA*	L	10-15
3/13	COLORADO ST.	W	10-6
3/16	at USC*	L	4-5
3/17	at USC*	L	8-9
3/18	at USC (PPD)		
3/20	at Texas A&M	L	0-2
3/20	at Texas A&M	W	9-3
3/22	Minnesota (in Austin, TX)	W	3-5
3/23	at Texas	L	8-2
3/23	at Texas	W	7-4
3/24	at Texas	W	7-3
3/24	at Texas	L	0-4
3/27	COLORADO	W	11-1
3/30	at California*	L	0-2
3/31	at California*	W	6-3
3/31	at California*	L	4-8
4/5	ARIZONA ST.*	W	10-4
4/6	ARIZONA ST.*	W	12-9
4/7	ARIZONA ST.*	W	8-5
4/9	GRAND CANYON*	W	12-5
4/12	USC (from 3/18)*	L	5-7
4/12	USC*	W	6-2
4/13	USC*	W	16-15
4/14	USC*	W	6-5
4/20	at Stanford*	L	7-13
4/21	at Stanford*	L	4-13
4/22	at Stanford*	W	8-6
4/24	NAU	L	5-6
4/24	NAU	W	11-4
4/27	at UCLA*	L	1-13
4/28	at UCLA*	L	6-12
4/28	at UCLA*	W	6-5
5/3	CALIFORNIA*	L	9-15
5/4	CALIFORNIA*	W	6-5
5/5	CALIFORNIA*	W	19-18
5/10	at Arizona St.*	W	12-1
5/11	at Arizona St.*	W	9-6
5/12	at Arizona St.*	W	6-4
<b>Pac-10 2nd Place Playoffs — Pullman, Wash.</b>			
5/16	WASHINGTON ST.	W	9-7
5/17	WASHINGTON ST.	L	8-9
5/17	WASHINGTON ST.	W	22-14
<b>Midwest Regional — Tucson, Ariz.</b>			
5/25	OKLAHOMA	W	8-1
5/26	HAWAII	W	10-2
5/27	HAWAII	W	5-3
<b>NCAA College World Series — Omaha, Neb.</b>			
5/1	Miami	W	5-1
5/3	Arkansas	L	3-10
5/4	CS Fullerton	L	3-16

\*Pac-10 Conference game

### 1978 Head Coach: Jerry Kindall 43-13, 13-5 WAC South (2nd)

2/10	CS FULLERTON	W	8-3
2/13	UCSB	W	11-2
2/15	UCSB	L	0-5
2/15	UCSB	W	3-2
2/17	LOYOLA	W	4-2
2/18	LOYOLA	W	6-2
2/18	LOYOLA	W	11-6
2/20	AZUSA PACIFIC	W	23-7
2/21	AZUSA PACIFIC	L	0-4
2/24	UCLA	W	3-0
2/25	UCLA	W	5-3
2/25	UCLA	W	6-3
2/28	CSUDH	W	4-3
2/28	CSUDH	W	10-2
3/6	GRAND CANYON	W	8-3
3/7	at Grand Canyon	W	12-3
3/9	LAVERNE	W	12-1
3/10	LAVERNE	W	6-4
3/11	LAVERNE	W	8-4
3/15	at Arizona St. %	L	1-8
3/16	NAU %	W	9-0
3/17	Eastern Michigan %	W	20-1
3/18	Grand Canyon %	W	4-2
3/19	Arizona St. %	L	4-7
3/22	at Tulane	W	6-0
3/22	at Tulane	W	5-4
3/24	at Miss. St., Starkville	L	6-9
3/25	at Miss. St., Jackson	W	5-2
3/26	at Miss. St., Jackson	L	3-4
3/30	NAU	W	7-4
3/31	NAU	W	13-1
4/1	NAU	W	15-3
4/7	at New Mexico	W	10-8
4/8	at New Mexico	W	12-4
4/8	at New Mexico	W	12-4
4/14	UTEP	W	12-1
4/15	UTEP	L	7-11
4/15	UTEP	W	7-3
4/20	at Arizona St.	L	9-15
4/21	at Arizona St.	L	8-10
4/22	at Arizona St.	L	10-11
4/28	at UTEP	W	11-0
4/29	at UTEP	W	8-3
4/29	at UTEP	W	7-2
5/5	NEW MEXICO	W	4-3
5/7	NEW MEXICO	W	9-6
5/7	NEW MEXICO	W	12-3
5/11	ARIZONA ST.	W	5-3
5/12	ARIZONA ST.	W	10-7
5/13	ARIZONA ST.	L	6-11
5/20	BRIGHAM YOUNG	W	8-4
<b>NCAA West Regional — Los Angeles, Calif.</b>			
5/26	USC	L	2-3
5/27	Santa Clara	W	13-5
5/28	CS Fullerton	W	7-3
5/28	USC	L	1-2

%Best in the West Tournament; Tucson, Ariz. and Tempe, Ariz.

### 1977 Head Coach: Jerry Kindall 38-25-1, 11-7 WAC South (2nd)

2/11	CS FULLERTON	L	4-14
2/12	CS FULLERTON	L	0-11
2/12	CS FULLERTON	W	5-3
2/14	AZUSA PACIFIC	W	14-9
2/15	AZUSA PACIFIC	W	5-3
2/16	at Grand Canyon	W	5-4
2/18	UC RIVERSIDE	L	4-9
2/19	UC RIVERSIDE	W	11-9
2/19	UC RIVERSIDE	L	0-9
2/21	LMU	L	5-8
2/22	LMU	W	15-7
2/23	GRAND CANYON	W	9-8
2/24	SAN DIEGO ST.	L	2-9
2/25	SAN DIEGO ST.	L	3-8
2/26	SAN DIEGO ST.	L	4-8
2/28	CSUDH	W	9-8
3/1	CSUDH	W	6-3
3/2	LAVERNE	L	10-13
3/3	LAVERNE	L	5-11
3/4	CS NORTHBRIDGE	L	4-5
3/5	CS NORTHBRIDGE	W	6-5
3/10	at San Diego St.	L	4-9
3/11	at San Diego St.	L	1-9
3/12	at San Diego St.	W	26-6
3/14	at LMU	W	10-7
3/15	at LMU	W	15-6
3/17	at CS Northridge	W	8-0
3/18	at UCLA	L	1-7
3/19	at UCLA	W	9-1
3/21	COLORADO ST.	W	9-1
3/22	COLORADO ST.	W	8-3
3/23	Arizona St. %	W	9-8
3/24	NAU %	W	9-8
3/24	Oregon St. %	W	7-3
3/25	Pepperdine %	W	17-2
3/26	at Arizona St. %	L	7-8
3/28	San Diego St. #	Tie	3-3
3/29	Pacific #	L	3-10
3/30	Oregon St. #	W	11-3
3/30	at San Jose St. #	L	4-6
3/31	San Francisco #	W	12-0
4/1	Stanford #	W	8-6
4/2	San Diego St. #	L	11-12
4/4	NAU	W	11-5
4/5	NAU	W	5-1
4/8	UTEP	W	27-5
4/9	UTEP	W	10-8
4/9	UTEP	W	15-5
4/15	at New Mexico	W	8-2
4/16	at New Mexico	W	7-3
4/16	at New Mexico	W	9-3
4/21	ARIZONA ST.	W	9-6
4/22	ARIZONA ST.	L	4-10
4/23	ARIZONA ST.	L	6-13
4/29	at UTEP	W	2-1
4/30	at UTEP	L	3-8
4/30	at UTEP	L	6-11
5/6	NEW MEXICO	W	10-1
5/7	NEW MEXICO	W	7-6
5/7	NEW MEXICO	W	11-0
5/11	at Arizona St.	L	4-5
5/12	at Arizona St.	L	2-7
5/14	at Arizona St.	L	7-11

%Best in the West Tournament; Tucson, Ariz. and Tempe, Ariz.  
#Spartan Classic; San Jose, Calif.

# YEAR-BY-YEAR RESULTS (cont.)

## 1976 — National Champions Head Coach: Jerry Kindall 56-17, 12-4 WAC South (2nd)

2/13	PEPPERDINE	W	13-2
2/14	PEPPERDINE	W	8-0
2/14	PEPPERDINE	W	15-3
2/16	CSUDH	W	17-10
2/17	CSUDH	W	11-6
2/20	AZUSA PACIFIC	L	3-5
2/21	AZUSA PACIFIC	W	9-0
2/21	AZUSA PACIFIC	W	10-0
2/23	CAL POLY POMONA	W	4-3
2/24	CAL POLY POMONA	W	12-7
2/25	CAL POLY POMONA	W	11-7
2/26	SAN DIEGO ST.	L	6-7
2/27	SAN DIEGO ST.	W	11-5
2/28	SAN DIEGO ST.	W	5-3
2/28	SAN DIEGO ST.	W	14-13
3/1	at Grand Canyon	L	6-7
3/2	GRAND CANYON	W	15-0
3/5	LAVERNE	W	8-5
3/6	LAVERNE	W	9-6
3/8	OKLAHOMA	W	7-1
3/8	OKLAHOMA	W	6-3
3/9	OKLAHOMA	W	14-1
3/9	OKLAHOMA	W	9-8
3/11	at San Diego St.	W	7-1
3/12	at San Diego St.	L	1-5
3/13	at San Diego St.	L	4-6
3/13	at San Diego St.	W	6-4
3/15	at Pepperdine	L	3-4
3/15	at UCLA	L	0-5
3/16	at Pepperdine	W	1-0
3/17	at USC	L	3-4
3/18	at USC	L	4-6
3/19	at LaVerne	W	10-5
3/20	at LaVerne	L	6-10
3/20	at LaVerne	W	4-3
3/23	COLORADO	W	17-2
3/25	USC	W	8-0
3/26	USC	W	8-5
3/27	USC	W	8-4
4/1	NAU	W	14-6
4/2	NAU	W	9-3
4/3	NAU	W	6-0
4/8	at Arizona St.	L	2-7
4/9	at Arizona St.	L	9-11
4/10	at Arizona St.	L	5-6
4/17	UTEP	W	15-3
4/17	UTEP	W	8-1
4/18	UTEP	W	12-1
4/23	NEW MEXICO	W	5-3
4/24	NEW MEXICO	W	8-6
4/24	NEW MEXICO	W	8-3
4/30	at UTEP	W	16-0
5/1	at UTEP	W	3-1
5/1	at UTEP	W	10-3
5/7	at New Mexico	W	6-3
5/8	at New Mexico	W	6-3
5/9	at New Mexico	W	10-4
5/13	ARIZONA ST.	L	1-2
5/14	ARIZONA ST.	L	4-9
5/15	ARIZONA ST.	L	9-14
<b>WAC Playoffs — Tucson, Ariz.</b>			
5/21	WYOMING	W	19-0
5/22	WYOMING	W	6-2
5/24	BRIGHAM YOUNG	W	7-6
5/25	BRIGHAM YOUNG	W	4-0
<b>NCAA Regional — Edinburg, Texas</b>			
5/28	at Pan American	W	5-0
5/29	Missouri	W	10-1
5/30	Texas A&M	W	8-2
<b>NCAA College World Series — Omaha, Neb.</b>			
6/12	Arizona St.		6-7
6/13	Oklahoma	W	10-2
6/14	Clemson	W	10-6
6/16	Eastern Michigan	W	11-6
6/17	Arizona St.	W	5-1
6/18	Eastern Michigan	W	7-1

## 1975 Head Coach: Jerry Kindall 43-13-1, 14-4 WAC South (2nd)

2/14	UC RIVERSIDE	W	11-6
2/15	UC RIVERSIDE	W	13-11
2/17	STANFORD	W	21-7
2/17	STANFORD	L	7-8
2/18	CSUDH	L	7-11
2/19	CSUDH	W	11-2
2/21	SAN DIEGO ST.	W	29-0
2/22	SAN DIEGO ST.	W	7-6
2/22	SAN DIEGO ST.	W	6-3
2/26	at Grand Canyon	W	9-4
3/1	CAL POLY POMONA	W	11-0
3/1	CAL POLY POMONA	W	11-10
3/3	UCLA	W	18-0
3/4	UCLA	W	9-2
3/14	NRTHRN COLORADO	W	12-3
3/15	NRTHRN COLORADO	W	7-3
3/15	NRTHRN COLORADO	W	8-3
3/17	DENVER	L	5-9
3/18	DENVER	W	9-6
3/19	NAU	W	19-2
3/20	NAU	W	10-0
3/21	SOUTHERN ILLINOIS	Tie	4-4
3/22	SOUTHERN ILLINOIS	W	15-0
3/24	Southern Illinois %	L	6-11
3/25	Santa Clara %	W	27-1
3/26	Washington St. %	L	1-3
3/27	SMU %	W	14-2
3/28	Stanford %	W	7-3
3/29	Cornell %	W	9-4
3/29	UC Riverside %	L	11-2
4/4	UTEP	W	23-4
4/5	UTEP	W	11-4
4/5	UTEP	W	20-1
4/11	at New Mexico	W	17-1
4/12	at New Mexico	W	2-1
4/13	at New Mexico	W	7-0
4/18	ARIZONA ST.	L	1-9
4/19	ARIZONA ST.	L	7-17
4/20	ARIZONA ST.	L	7-17
4/24	NEW MEXICO	W	12-3
4/25	NEW MEXICO	W	7-4
4/26	NEW MEXICO	W	8-7
5/2	at UTEP	W	15-12
5/3	at UTEP	W	6-4
5/3	at UTEP	W	8-2
5/8	at Arizona St.	W	7-0
5/9	at Arizona St.	L	4-8
5/10	at Arizona St.	W	12-4
<b>WAC Playoffs — Tucson, Ariz.</b>			
5/15	COLORADO ST.	L	3-4
5/16	COLORADO ST.	W	18-3
5/17	COLORADO ST.	W	13-5
5/19	BRIGHAM YOUNG	W	7-1
5/20	BRIGHAM YOUNG	W	6-1
<b>NCAA West Regional — Los Angeles, Calif.</b>			
5/23	Pepperdine	L	3-4
5/24	at USC	L	0-1

%UC Riverside Invitational; Riverside, Calif.

## 1974 Head Coach: Jerry Kindall 58-6, 16-2 WAC South (1st)

2/15	TEXAS TECH	W	10-0
2/16	TEXAS TECH	W	10-0
2/16	TEXAS TECH	W	12-1
2/18	AZUSA PACIFIC	W	15-1
2/19	AZUSA PACIFIC	W	9-2
2/20	CSUDH	W	11-6
2/21	CSUDH	W	6-0
2/22	CAL POLY POMONA	W	12-4
2/22	CAL POLY POMONA	W	3-2
2/23	CAL POLY POMONA	W	15-1
2/25	LONG BEACH ST.	W	2-1
2/26	LONG BEACH ST.	W	22-1
2/26	LONG BEACH ST.	W	12-1
2/27	at Grand Canyon	L	0-1
3/1	SAN DIEGO ST.	W	9-2
3/2	SAN DIEGO ST.	W	9-2
3/2	SAN DIEGO ST.	W	11-3
3/4	GRAND CANYON	W	12-3
3/9	at UCLA	W	9-6
3/9	at UCLA	W	13-1
3/11	IOWA	W	13-4
3/12	IOWA	W	7-3
3/13	IOWA	W	23-0
3/13	IOWA	W	11-6
3/15	at San Diego St.	W	13-3
3/16	at San Diego St.	L	3-4
3/16	at San Diego St.	W	3-2
3/18	DENVER	W	9-3
3/19	DENVER	W	16-1
3/20	COLORADO ST.	W	8-0
3/20	WEBER ST.	W	16-1
3/21	COLORADO ST.	W	18-0
3/21	WEBER ST.	W	2-1
3/22	COLORADO	W	23-1
3/22	COLORADO	W	9-1
3/23	NAU	W	5-2
3/23	NAU	W	12-1
3/26	FAIRFIELD	W	19-0
3/27	FAIRFIELD	W	11-0
3/29	LMU	W	16-2
3/30	LMU	W	11-4
3/30	LMU	W	4-2
4/5	at New Mexico	W	3-2
4/6	at New Mexico	W	20-12
4/6	at New Mexico	W	13-0
4/12	UTEP	W	11-2
4/13	UTEP	W	25-3
4/13	UTEP	L	4-6
4/18	at Arizona St.	W	6-0
4/19	at Arizona St.	W	6-4
4/20	at Arizona St.	L	3-6
4/26	NEW MEXICO	W	4-0
4/27	NEW MEXICO	W	4-0
4/27	NEW MEXICO	W	17-5
5/3	at UTEP	W	10-0
5/4	at UTEP	W	5-0
5/4	at UTEP	W	27-6
5/9	ARIZONA ST.	W	14-3
5/10	ARIZONA ST.	W	14-9
5/11	ARIZONA ST.	W	11-1
<b>WAC Playoffs — Provo, Utah</b>			
5/24	at Brigham Young	W	14-5
5/25	at Brigham Young	W	16-5
<b>NCAA Regional — District 7 — Greeley, Colo.</b>			
5/31	at Northern Colorado	L	5-6
6/1	at Northern Colorado	L	2-6

## 1973 Head Coach: Jerry Kindall 37-16, 15-5 WAC South (2nd)

2/19	UCLA	L	1-2
2/23	SAN DIEGO ST.	L	2-3
2/24	SAN DIEGO ST.	W	8-4
2/24	SAN DIEGO ST.	L	1-2
2/26	TEXAS TECH	W	5-0
2/27	TEXAS TECH	W	8-2
2/28	TEXAS TECH	L	1-3
3/1	at Michigan	W	8-3
3/2	at Michigan	W	5-4
3/3	at Michigan	W	11-4
3/3	at Michigan	W	3-1
3/9	at San Diego St.	W	9-1
3/10	at San Diego St.	W	8-7
3/10	at San Diego St.	L	0-2
3/12	IOWA	L	2-3
3/13	IOWA	W	8-5
3/16	NAU	W	12-1
3/17	NAU	W	4-0
3/17	NAU	L	1-2
3/19	OKLAHOMA	L	3-4
3/19	OKLAHOMA	W	5-0
3/20	DENVER	W	6-0
3/20	DENVER	W	15-0
3/21	DENVER	W	5-3
3/23	NRTHRN COLORADO	W	10-9
3/24	NRTHRN COLORADO	W	10-7
3/24	NRTHRN COLORADO	W	11-3
3/26	UC Irvine %	L	5-6
3/27	CS Los Angeles %	L	3-6
3/28	CS Fullerton %	W	12-2
3/29	Chapman %	W	3-2
3/30	Brigham Young %	L	12-14
3/31	Brigham Young %	W	11-6
4/5	ARIZONA ST.	L	2-9
4/6	ARIZONA ST.	L	10-13
4/7	ARIZONA ST.	L	4-7
4/10	at Grand Canyon	W	3-2
4/13	at New Mexico	W	5-4
4/14	at New Mexico	W	14-13
4/14	at New Mexico	W	9-3
4/20	at UTEP	W	3-0
4/21	at UTEP	W	13-7
4/21	at UTEP	W	10-0
4/27	NEW MEXICO	W	4-2
4/28	NEW MEXICO	W	6-2
4/28	NEW MEXICO	W	4-3
5/1	GRAND CANYON	W	13-0
5/4	UTEP	W	3-2
5/5	UTEP	W	7-6
5/5	UTEP	W	11-4
5/10	at Arizona St.	L	7-10
5/11	at Arizona St.	L	1-14
5/12	at Arizona St.	W	5-4

%Anaheim Collegiate Baseball Invitational; Anaheim, Calif.

2021 WILDCATS  
2020 REVIEW  
PAC-12 OPPONENTS  
HISTORY & RECORDS  
HI CORBETT FIELD

## YEAR-BY-YEAR RESULTS (cont.)

### 1972 Head Coach: Frank Sancet 38-20, 9-9 WAC (South)

2/18	at UCLA	W	6-5
2/19	at UCLA	L	7-11
2/19	at UCLA	L	2-3
2/25	CAL POLY POMONA	W	13-11
2/26	CAL POLY POMONA	W	7-5
2/26	CAL POLY POMONA	L	5-6
2/28	SAN DIEGO ST.	W	16-8
2/29	SAN DIEGO ST.	W	10-7
3/3	at San Diego St.	W	4-3
3/4	at San Diego St.	W	5-4
3/4	at San Diego St.	L	4-6
3/6	TEXAS TECH	W	25-4
3/7	TEXAS TECH	W	7-3
3/8	TEXAS TECH	W	4-3
3/9	MICHIGAN	W	7-6
3/10	MICHIGAN	W	7-2
3/11	MICHIGAN	L	3-6
3/11	MICHIGAN	W	3-2
3/17	NAU	W	11-10
3/18	NAU	W	4-1
3/18	NAU	W	11-3
3/20	DENVER	W	6-2
3/21	DENVER	W	6-5
3/22	DENVER	W	13-2
3/23	WEBER ST.	W	5-0
3/24	USC	W	6-2
3/25	USC	L	3-5
3/25	USC	L	1-2
3/27	IOWA	W	10-1
3/28	IOWA	L	2-9
3/29	IOWA	W	7-6
3/30	IOWA	W	22-14
3/31	WISCONSIN	W	10-7
4/1	WISCONSIN	W	15-10
4/1	WISCONSIN	L	6-7
4/3	WYOMING	W	23-0
4/4	WYOMING	L	8-10
4/5	WYOMING	W	6-5
4/7	at UTEP	W	9-4
4/8	at UTEP	W	3-2
4/8	at UTEP	W	9-7
4/14	NEW MEXICO	W	3-0
4/15	NEW MEXICO	L	6-11
4/15	NEW MEXICO	W	10-4
4/18	GRAND CANYON	W	14-5
4/20	at Arizona St.	L	0-4
4/21	at Arizona St.	L	2-3
4/22	at Arizona St.	L	2-3
4/28	UTEP	W	9-0
4/29	UTEP	W	6-2
4/29	UTEP	W	8-3
5/2	at Grand Canyon	L	5-6
5/5	at New Mexico	W	23-7
5/6	at New Mexico	L	6-8
5/7	at New Mexico	L	1-11
5/11	ARIZONA ST.	L	0-6
5/12	ARIZONA ST.	L	4-9
5/13	ARIZONA ST.	L	3-7

### 1971 Head Coach: Frank Sancet 30-18-2, 10-8 WAC South (2nd)

2/26	CAL POLY POMONA	W	16-7
2/27	CAL POLY POMONA	L	3-8
2/27	CAL POLY POMONA	L	7-9
3/1	SAN DIEGO ST.	L	1-3
3/2	SAN DIEGO ST.	W	3-2
3/5	at San Diego St.	Tie	6-6
3/6	at San Diego St.	L	3-5
3/6	at San Diego St.	L	0-3
3/12	NAU	L	1-3
3/13	NAU	W	10-2
3/13	NAU	L	2-8
3/18	COLORADO ST.	W	10-6
3/19	COLORADO ST.	L	1-3
3/20	COLORADO ST.	W	4-2
3/20	COLORADO ST.	W	3-1
3/22	NRTHRN COLORADO	W	5-0
3/23	NRTHRN COLORADO	W	18-2
3/24	WEBER ST.	W	10-7
3/25	WEBER ST.	W	4-2
3/27	IOWA	W	10-1
3/27	IOWA	W	5-1
3/29	IOWA	W	4-3
3/30	IOWA	L	1-6
3/31	IOWA	W	11-4
4/2	UC IRVINE	W	9-5
4/3	UC IRVINE	W	13-10
4/3	UC IRVINE	Tie	5-5
4/5	WYOMING	W	20-3
4/6	WYOMING	W	5-4
4/7	WYOMING	W	5-0
4/9	at UTEP	W	8-7
4/10	at UTEP	W	8-3
4/10	at UTEP	W	8-2
4/16	ARIZONA ST.	L	0-1
4/17	ARIZONA ST.	L	3-6
4/17	ARIZONA ST.	L	5-6
4/23	NEW MEXICO	W	8-6
4/24	NEW MEXICO	W	7-3
4/24	NEW MEXICO	W	5-4
4/27	at Grand Canyon	W	7-5
4/30	at Arizona St.	L	3-7
5/1	at Arizona St.	L	2-11
5/1	at Arizona St.	L	8-9
5/4	GRAND CANYON	L	0-12
5/7	UTEP	L	5-12
5/8	UTEP	W	12-6
5/8	UTEP	W	8-6
5/14	at New Mexico	W	6-5
5/15	at New Mexico	L	4-21
5/15	at New Mexico	W	9-7

### 1970 Head Coach: Frank Sancet 44-8, 11-7 WAC South (1st)

2/27	CAL POLY POMONA	W	5-1
2/28	CAL POLY POMONA	W	5-4
2/28	CAL POLY POMONA	W	4-2
3/2	SAN DIEGO ST.	L	5-8
3/3	SAN DIEGO ST.	W	3-2
3/9	CS NORTHRIDGE	W	5-4
3/10	CS NORTHRIDGE	L	1-2
3/11	TCU	L	3-4
3/12	TCU	W	7-6
3/13	TCU	W	9-6
3/14	TCU	W	5-2
3/14	TCU	W	4-3
3/16	WEBER ST.	W	25-6
3/17	WEBER ST.	W	10-7
3/18	WEBER ST.	L	1-4
3/18	WEBER ST.	W	25-3
3/20	MICHIGAN	W	6-5
3/21	MICHIGAN	W	5-1
3/21	MICHIGAN	W	8-7
3/23	MICHIGAN	W	10-2
3/23	MICHIGAN	L	4-12
3/24	MICHIGAN	W	16-7
3/25	MICHIGAN	L	5-9
3/26	MICHIGAN	W	8-5
3/28	IOWA	W	20-7
3/28	IOWA	L	4-8
3/30	IOWA	W	11-5
3/31	TULSA	W	11-1
4/1	IOWA	W	5-2
4/2	IOWA	W	6-2
4/3	IOWA	W	7-6
4/4	IOWA	W	5-1
4/4	IOWA	W	15-4
4/10	at UTEP	W	5-3
4/11	at UTEP	W	6-5
4/11	at UTEP	L	7-8
4/14	NAU	W	9-8
4/17	NEW MEXICO	L	0-1
4/18	NEW MEXICO	L	3-8
4/18	NEW MEXICO	L	2-3
4/24	UTEP	W	12-5
4/25	UTEP	W	6-0
4/25	UTEP	W	5-2
4/28	GRAND CANYON	W	7-6
5/1	at Arizona St.	W	3-2
5/2	at Arizona St.	W	6-4
5/2	at Arizona St.	L	12-13
5/5	GRAND CANYON	W	8-7
5/8	at New Mexico	L	6-12
5/9	at New Mexico	W	6-8
5/9	at New Mexico	W	6-3
5/15	ARIZONA ST.	W	7-3
5/16	ARIZONA ST.	W	4-0
5/16	ARIZONA ST.	W	9-3

**WAC Championship Game – Provo, Utah**

5/22	at Brigham Young	W	10-5
5/23	at Brigham Young	L	8-18
5/23	at Brigham Young	W	10-8

**NCAA Regional – District 7 – Tucson, Ariz.**

5/28	Denver	W	4-2
5/29	Denver	L	7-9
5/30	Denver	W	9-8

**NCAA College World Series – Omaha, Neb.**

6/13	Florida St.	L	0-4
6/14	Iowa St.	L	1-7

### 1969 Head Coach: Frank Sancet 37-10, 10-8 WAC South (2nd)

2/28	CAL POLY POMONA	W	9-3
3/1	CAL POLY POMONA	W	4-1
3/1	CAL POLY POMONA	W	16-3
3/7	ALBUQUERQUE	W	8-2
3/8	ALBUQUERQUE	W	3-0
3/8	ALBUQUERQUE	W	9-3
3/14	SAN DIEGO ST.	W	6-1
3/15	SAN DIEGO ST.	W	5-3
3/15	SAN DIEGO ST.	L	6-7
3/20	OHIO ST.	W	8-0
3/22	OHIO ST.	W	7-2
3/24	CAL POLY SLO	W	11-3
3/25	CAL POLY SLO	W	9-1
3/26	MICHIGAN	W	8-2
3/27	MICHIGAN	W	8-3
3/28	MICHIGAN	W	14-0
3/29	MICHIGAN	W	4-3
3/29	MICHIGAN	L	5-6
4/3	IOWA	W	4-3
4/3	IOWA	W	13-3
4/5	IOWA	W	7-1
4/5	IOWA	W	1-0
4/7	IOWA	W	11-3
4/8	IOWA	W	12-2
4/9	IOWA	W	8-3
4/11	ARIZONA ST.	L	3-4
4/12	ARIZONA ST.	L	7-11
4/12	ARIZONA ST.	W	5-4
4/15	NAU	W	6-3
4/18	NEW MEXICO	L	2-4
4/19	NEW MEXICO	W	16-3
4/19	NEW MEXICO	W	6-4
4/22	NAU	W	7-6
4/25	at UTEP	W	8-4
4/26	at UTEP	W	8-5
4/26	at UTEP	W	6-4
4/29	GRAND CANYON	W	4-3
5/2	at Arizona St.	W	2-0
5/3	at Arizona St.	L	0-11
5/3	at Arizona St.	L	0-5
5/9	at New Mexico	L	2-3
5/10	at New Mexico	L	2-4
5/10	at New Mexico	W	1-0
5/13	at Grand Canyon	W	2-0
5/16	UTEP	W	7-4
5/17	UTEP	L	2-3
5/17	UTEP	W	4-0

2021  
WILDCATS

2020  
REVIEW

PAC-12  
OPPONENTS

HISTORY &  
RECORDS

HI CORBETT  
FIELD

# YEAR-BY-YEAR RESULTS (cont.)

2021 WILDCATS

2020 REVIEW

PAC-12 OPPONENTS

HISTORY & RECORDS

HI CORBETT FIELD

1968 Head Coach: Frank Sancet 34-17, 6-6 WAC South (1st)			
3/8	PACIFIC	W	5-2
3/9	PACIFIC	W	2-0
3/11	UTEP	W	8-0
3/12	UTEP	W	5-0
3/12	UTEP	W	14-5
3/15	SAN DIEGO ST.	W	8-0
3/16	SAN DIEGO ST.	L	3-10
3/16	SAN DIEGO ST.	L	1-2
3/21	SOUTHERN ILLINOIS	W	6-3
3/22	SOUTHERN ILLINOIS	L	2-4
3/23	SOUTHERN ILLINOIS	L	4-6
3/23	SOUTHERN ILLINOIS	W	7-6
3/25	OKLAHOMA	L	5-7
3/26	OKLAHOMA	W	9-6
3/26	OKLAHOMA	W	15-1
3/27	MICHIGAN	W	6-3
3/28	MICHIGAN	W	8-4
3/29	MICHIGAN	W	3-2
3/30	MICHIGAN	W	9-1
3/20	MICHIGAN	L	1-6
4/1	WYOMING	W	7-3
4/2	WYOMING	L	0-2
4/3	WYOMING	W	3-1
4/6	AIR FORCE	W	9-3
4/6	AIR FORCE	L	3-5
4/11	IOWA	W	4-3
4/13	IOWA	W	6-1
4/13	IOWA	L	4-6
4/15	IOWA	W	21-2
4/17	IOWA	W	9-6
4/19	at New Mexico	L	0-3
4/20	at New Mexico	L	3-5
4/20	at New Mexico	L	2-3
4/23	at Grand Canyon	W	3-2
4/25	GRAND CANYON	W	10-9
4/26	NAU	W	4-2
4/27	NAU	W	19-1
4/27	NAU	W	9-6
5/3	at Arizona St.	L	1-2
5/4	at Arizona St.	W	5-4
5/4	at Arizona St.	L	1-4
5/10	NEW MEXICO	W	8-1
5/11	NEW MEXICO	W	6-2
5/11	NEW MEXICO	W	12-2
5/17	ARIZONA ST.	W	6-1
5/18	ARIZONA ST.	W	8-2
5/18	ARIZONA ST.	L	1-6
<b>WAC Championships – Provo, Utah</b>			
5/24	at Brigham Young	L	6-10
5/25	at Brigham Young	W	7-6
5/25	at Brigham Young	L	3-5

1967 Head Coach: Frank Sancet 35-15, 7-6 WAC South (2nd)			
2/24	CAL POLY POMONA	W	8-7
2/25	CAL POLY POMONA	L	1-3
2/25	CAL POLY POMONA	W	4-2
3/3	PEPPERDINE	W	3-1
3/4	PEPPERDINE	W	5-4
3/4	PEPPERDINE	W	5-1
3/10	UCLA	L	2-3
3/11	UCLA	L	7-8
3/11	UCLA	W	6-2
3/17	CHAPMAN	W	12-4
3/17	SANTA CLARA	W	5-3
3/18	CHAPMAN	L	4-5
3/20	MICHIGAN	W	21-2
3/21	MICHIGAN	W	2-0
3/22	MICHIGAN	W	6-5
3/23	MICHIGAN	W	12-8
3/25	MICHIGAN	L	1-7
3/25	MICHIGAN	L	3-5
3/27	COLORADO	W	10-2
3/28	IOWA	W	8-3
3/29	COLORADO	W	8-2
3/30	IOWA	W	9-3
3/31	IOWA	W	8-5
4/1	IOWA	W	7-6
4/3	WYOMING	W	1-0
4/4	WYOMING	W	15-0
4/5	WYOMING	W	10-1
4/7	USC	W	3-2
4/8	USC	L	0-3
4/8	USC	L	2-4
4/14	ARIZONA ST.	W	3-2
4/15	ARIZONA ST.	W	6-0
4/15	ARIZONA ST.	L	0-3
4/18	GRAND CANYON	W	14-8
4/21	NEW MEXICO	L	3-6
4/22	NEW MEXICO	W	10-3
4/22	NEW MEXICO	W	10-1
4/28	NAU	W	4-2
4/29	NAU	W	12-0
5/2	at Grand Canyon	L	1-3
5/5	at New Mexico	W	15-3
5/6	at New Mexico	L	1-3
5/6	at New Mexico	W	2-0
5/12	ALBUQUERQUE	W	6-0
5/13	ALBUQUERQUE	W	8-5
5/13	ALBUQUERQUE	W	9-0
5/19	at Arizona St.	L	0-3
5/20	at Arizona St.	L	0-3
5/20	at Arizona St.	L	2-3

1966 Head Coach: Frank Sancet 40-15, 8-4 WAC South (1st)			
2/25	CAL POLY POMONA	L	5-6
2/26	CAL POLY POMONA	W	10-5
2/26	CAL POLY POMONA	L	0-5
3/4	UCLA	W	6-3
3/5	UCLA	W	10-8
3/5	UCLA	L	8-9
3/11	PEPPERDINE	W	17-2
3/12	PEPPERDINE	W	2-1
3/12	PEPPERDINE	W	5-1
3/18	at UCLA	L	3-4
3/19	at UCLA	W	10-8
3/19	at UCLA	L	8-9
3/21	OREGON ST.	W	12-3
3/22	OREGON ST.	W	9-3
3/23	OREGON ST.	W	3-2
3/24	OREGON	W	11-3
3/25	OREGON	W	12-6
3/26	OREGON	W	5-4
3/26	OREGON	W	4-3
3/28	WYOMING	L	4-8
3/29	WYOMING	W	10-3
3/30	WYOMING	W	6-0
3/31	MICHIGAN	W	13-4
4/1	MICHIGAN	Forfeit	9-0
4/2	MICHIGAN	W	14-4
4/2	MICHIGAN	L	5-6
4/4	IOWA	W	7-2
4/5	IOWA	L	5-6
4/6	IOWA	W	6-1
4/7	IOWA	W	6-4
4/9	IOWA	W	8-4
4/9	IOWA	W	18-4
4/15	at Arizona St.	L	3-7
4/16	at Arizona St.	W	4-1
4/16	at Arizona St.	L	5-13
4/22	at New Mexico	W	6-5
4/23	at New Mexico	W	10-4
4/23	at New Mexico	L	3-4
4/25	SUL ROSS	L	8-9
4/26	SUL ROSS	W	11-3
4/29	NAU	W	9-3
4/30	NAU	W	10-5
5/6	NEW MEXICO	W	13-3
5/7	NEW MEXICO	W	18-2
5/7	NEW MEXICO	W	18-1
5/13	ARIZONA ST.	W	1-0
5/14	ARIZONA ST.	L	4-5
5/14	ARIZONA ST.	W	6-1
<b>WAC Championships – Laramie, Wyo.</b>			
5/28	at Wyoming	W	10-2
5/27	at Wyoming	W	4-2
<b>NCAA District 7 – Tucson Ariz.</b>			
6/3	IDAHO	W	3-2
6/4	IDAHO	W	8-5
<b>NCAA College World Series – Omaha, Neb.</b>			
6/13	Texas	L	1-5
6/14	Northeastern	W	8-1
6/15	USC	L	4-8

1965 Head Coach: Frank Sancet 37-13, 7-5 WAC South (2nd)			
2/26	CAL POLY POMONA	W	10-4
2/27	CAL POLY POMONA	W	8-0
2/27	CAL POLY POMONA	W	4-3
3/5	CS LOS ANGELES	W	10-1
3/6	CS LOS ANGELES	W	8-4
3/6	CS LOS ANGELES	L	0-3
3/8	MICHIGAN	W	8-2
3/9	MICHIGAN	W	12-5
3/11	MICHIGAN	W	8-3
3/12	UCLA	L	2-4
3/13	UCLA	L	1-2
3/19	at CS Los Angeles	W	13-0
3/20	at USC	L	6-7
3/20	at USC	L	2-4
3/22	OREGON ST.	L	6-8
3/23	OREGON ST.	W	9-1
3/24	OREGON ST.	W	7-6
3/25	OHIO ST.	W	11-1
3/26	OHIO ST.	W	8-3
3/27	OHIO ST.	L	1-4
3/27	OHIO ST.	W	3-0
3/29	OKLAHOMA	W	6-5
3/30	OKLAHOMA	W	11-2
3/31	COLORADO	W	5-2
4/1	COLORADO	W	4-3
4/2	NEW MEXICO	W	7-0
4/3	NEW MEXICO	W	3-1
4/3	NEW MEXICO	W	17-2
4/5	WYOMING	W	6-0
4/6	WYOMING	W	5-0
4/7	WYOMING	W	12-1
4/12	IOWA	W	2-0
4/13	IOWA	W	12-1
4/14	IOWA	W	9-7
4/15	IOWA	W	10-3
4/17	IOWA	W	6-0
4/17	IOWA	W	2-0
4/21	SUL ROSS	L	10-11
4/22	SUL ROSS	W	11-1
4/23	ARIZONA ST.	W	12-3
4/24	ARIZONA ST.	W	4-1
4/24	ARIZONA ST.	L	4-10
4/30	NAU	W	19-1
5/1	NAU	W	14-2
5/7	at New Mexico	W	36-13
5/8	at New Mexico	L	9-13
5/8	at New Mexico	W	11-3
5/14	at Arizona St.	L	0-6
5/15	at Arizona St.	L	5-13
5/15	at Arizona St.	L	2-6

## YEAR-BY-YEAR RESULTS (cont.)

### 1964 Head Coach: Frank Sancet 31-13-1, 7-5 WAC South (2nd)

2/28	CAL POLY POMONA	L	5-6
2/29	CAL POLY POMONA	L	7-9
2/29	CAL POLY POMONA	W	10-5
3/6	LONG BEACH ST.	W	20-2
3/7	LONG BEACH ST.	W	9-6
3/7	LONG BEACH ST.	L	0-6
3/13	UCLA	L	0-12
3/14	UCLA	W	10-9
3/14	UCLA	L	3-4
3/19	COLORADO ST.	W	12-2
3/20	MICHIGAN	W	6-5
3/21	MICHIGAN	W	3-2
3/21	MICHIGAN	W	10-2
3/23	IOWA	Tie	7-7
3/24	IOWA	L	0-5
3/25	IOWA	W	9-8
3/26	IOWA	L	6-14
3/28	IOWA	W	10-3
3/28	IOWA	W	4-0
3/30	WYOMING	W	7-0
3/31	WYOMING	W	2-1
4/1	WYOMING	W	7-5
4/2	WISCONSIN	L	14-17
4/3	WISCONSIN	W	5-2
4/10	at Arizona St.	L	3-5
4/11	at Arizona St.	L	9-17
4/11	at Arizona St.	L	4-9
4/14	SUL ROSS	W	5-4
4/15	SUL ROSS	W	10-9
4/17	at New Mexico	W	10-4
4/18	at New Mexico	W	21-4
4/18	at New Mexico	W	11-4
4/24	UTEP	W	6-1
4/25	UTEP	W	26-1
4/25	UTEP	W	3-0
4/27	NAU	W	6-0
4/28	NAU	W	3-1
5/1	ARIZONA ST.	W	1-0
5/2	ARIZONA ST.	L	2-3
5/2	ARIZONA ST.	L	2-6
5/7	NEW MEXICO ST.	W	5-1
5/8	NEW MEXICO ST.	W	12-2
5/15	NEW MEXICO	W	5-2
5/16	NEW MEXICO	W	5-3
5/16	NEW MEXICO	W	8-2

### 1963 Head Coach: Frank Sancet 39-17, 8-4 WAC South (1st)

3/1	LONG BEACH ST.	W	8-2
3/2	LONG BEACH ST.	W	17-7
3/2	LONG BEACH ST.	W	7-6
3/8	UCLA	W	7-3
3/9	UCLA	L	9-10
3/15	NRTHRN COLORADO	W	9-7
3/16	NRTHRN COLORADO	W	9-8
3/18	OREGON ST.	L	4-7
3/19	OREGON ST.	L	3-4
3/20	OREGON ST.	W	3-2
3/21	UTAH	W	9-2
3/22	UTAH	W	10-1
3/23	UTAH	W	13-1
3/23	UTAH	W	8-0
3/25	OKLAHOMA	W	10-7
3/26	OKLAHOMA	L	5-9
3/29	SUL ROSS	W	9-4
3/30	SUL ROSS	L	0-12
4/1	WYOMING	L	0-3
4/2	Wyoming %	W	8-1
4/3	WYOMING	W	14-4
4/5	ARIZONA ST.	W	6-2
4/6	ARIZONA ST.	W	9-8
4/6	ARIZONA ST.	L	0-2
4/8	MICHIGAN	L	3-9
4/9	MICHIGAN	L	4-6
4/10	MICHIGAN	W	11-4
4/11	MICHIGAN	W	16-0
4/13	MICHIGAN	W	6-4
4/13	MICHIGAN	L	3-11
4/19	NEW MEXICO	W	9-2
4/20	NEW MEXICO	W	8-0
4/21	NEW MEXICO	W	6-2
4/22	NAU	L	0-3
4/23	NAU	W	7-3
4/27	at UCLA	L	1-6
4/29	at CS Los Angeles	W	3-2
5/3	at Arizona St.	L	2-3
5/4	at Arizona St.	W	3-2
5/4	at Arizona St.	W	9-5
4/9	CS LOS ANGELES	W	8-5
4/10	CS LOS ANGELES	W	5-3
5/17	at New Mexico	L	3-12
5/18	at New Mexico	W	18-7
5/18	at New Mexico	L	2-3

**WAC Playoffs – Tucson, Ariz.**

5/24	BRIGHAM YOUNG	W	6-3
5/25	BRIGHAM YOUNG	W	5-0

**District 7 Championships – Tucson, Ariz.**

5/31	NRTHRN COLORADO	W	13-0
6/1	NRTHRN COLORADO	W	10-0
6/1	NRTHRN COLORADO	W	14-10

**NCAA College World Series – Omaha, Neb.**

6/10	Penn St.	W	8-1
6/11	Florida St.	W	4-3
6/12	Missouri	W	6-4
6/13	Texas	W	10-8
6/14	USC	L	4-6
6/16	USC	L	2-5

%Nogales, Ariz.

### 1962 Head Coach: Frank Sancet 40-8-2 Overall

3/2	UCLA	W	11-4
3/3	UCLA	L	3-8
3/3	UCLA	Tie	5-5
3/9	FRESNO ST.	W	4-2
3/9	FRESNO ST.	W	9-5
3/10	FRESNO ST.	W	5-2
3/16	NRTHRN COLORADO	W	11-5
3/17	NRTHRN COLORADO	W	14-8
3/17	NRTHRN COLORADO	W	4-2
3/19	OREGON	Tie	5-5
3/20	OREGON	W	7-0
3/21	OREGON	W	7-5
3/22	OREGON	W	11-7
3/23	UTAH	W	12-5
3/24	UTAH	W	14-0
3/24	UTAH	W	7-1
3/26	NAU	W	8-1
3/27	NAU	W	11-4
3/30	at Arizona St.	W	4-1
3/31	at Arizona St.	W	3-2
3/31	at Arizona St.	L	2-7
4/2	WYOMING	W	10-1
4/3	WYOMING	W	5-0
4/4	WYOMING	W	14-4
4/6	MICHIGAN	W	2-1
4/7	MICHIGAN	W	9-3
4/7	MICHIGAN	W	6-2
4/9	SUL ROSS	W	22-10
4/10	SUL ROSS	W	13-11
4/13	CAL POLY POMONA	W	14-1
4/14	CAL POLY POMONA	L	8-10
4/14	CAL POLY POMONA	W	3-2
4/16	CALIFORNIA	W	4-3
4/17	CALIFORNIA	W	6-1
4/18	CALIFORNIA	W	7-6
4/19	CALIFORNIA	W	4-3
4/21	CALIFORNIA	W	4-3
4/21	CALIFORNIA	W	11-0
4/23	at Long Beach St.	W	9-7
4/24	at UCLA	W	7-1
4/25	at CS Los Angeles	W	6-0
4/26	at Cal Poly Pomona	W	10-3
4/27	at Cal Poly Pomona	W	6-3
5/4	ARIZONA ST.	W	6-2
5/5	ARIZONA ST.	L	1-5
5/5	ARIZONA ST.	L	7-20
5/10	CS LOS ANGELES	L	9-12
5/11	CS LOS ANGELES	W	1-0

**NCAA District 6 Playoffs – Tucson, Ariz.**

5/17	TEXAS	L	0-1
5/18	TEXAS	L	4-7

### 1961 Head Coach: Frank Sancet 41-9 Overall

3/3	LONG BEACH ST.	W	12-2
3/4	LONG BEACH ST.	W	6-4
3/4	LONG BEACH ST.	W	9-4
3/6	NEW MEXICO	W	13-2
3/7	NEW MEXICO	W	15-4
3/9	PEPPERDINE	W	12-2
3/10	PEPPERDINE	L	4-6
3/11	CS LOS ANGELES	W	16-3
3/11	CS LOS ANGELES	W	15-5
3/17	NRTHRN COLORADO	W	7-2
3/18	NRTHRN COLORADO	W	2-0
3/18	NRTHRN COLORADO	W	11-3
3/20	UTAH	W	18-2
3/21	UTAH	W	15-1
3/22	UTAH	W	7-2
3/23	UTAH	W	9-1
3/24	SAN DIEGO ST.	W	9-8
3/25	SAN DIEGO ST.	W	10-5
3/25	SAN DIEGO ST.	W	5-2
3/26	IOWA	W	8-3
3/28	IOWA	W	13-12
3/30	IOWA	W	15-0
3/31	IOWA	W	6-4
4/1	IOWA	W	11-7
4/1	IOWA	W	6-5
4/3	at CS Los Angeles	W	7-2
4/3	at CS Los Angeles	L	3-4
4/4	at UCLA	W	8-0
4/5	at UCLA	L	1-3
4/7	NOTRE DAME	W	5-3
4/8	NOTRE DAME	W	12-4
4/8	NOTRE DAME	W	6-1
4/14	FRESNO ST.	W	11-10
4/15	FRESNO ST.	L	4-5
4/15	FRESNO ST.	L	2-9
4/17	NAU	W	16-1
4/18	NAU	W	5-1
4/21	CAL POLY POMONA	W	9-0
4/22	CAL POLY POMONA	L	3-4
4/22	CAL POLY POMONA	W	16-1
4/29	ARIZONA ST.	W	10-2
4/29	ARIZONA ST.	W	7-2
5/6	at Arizona St.	L	10-12
5/6	at Arizona St.	W	3-1
5/11	SUL ROSS	W	11-3
5/12	SUL ROSS	W	3-2
5/19	NEW MEXICO ST.	W	19-0
5/20	NEW MEXICO ST.	W	14-2

**District 6 Playoffs – Austin, Texas**

6/5	at Texas	L	2-8
6/6	at Texas	L	4-5

2021  
WILDCATS

2020  
REVIEW

PAC-12  
OPPONENTS

HISTORY &  
RECORDS

HI CORBETT  
FIELD

# YEAR-BY-YEAR RESULTS (cont.)

## 1960 Head Coach: Frank Sancet 43-9 Overall

3/7	NEW MEXICO	W	8-0
3/8	NEW MEXICO	W	9-0
3/11	PEPPERDINE	W	8-3
3/12	PEPPERDINE	W	18-4
3/12	PEPPERDINE	L	0-2
3/14	COLORADO ST.	W	13-4
3/15	COLORADO ST.	W	10-0
3/18	NRTHRN COLORADO	W	8-3
3/19	NRTHRN COLORADO	W	8-5
3/19	NRTHRN COLORADO	W	1-0
3/21	UTAH	W	12-2
3/22	UTAH	W	13-2
3/25	CS LOS ANGELES	W	12-8
3/26	CS LOS ANGELES	L	3-9
3/26	CS LOS ANGELES	W	4-1
3/28	SAN DIEGO MARINES	W	6-11
3/29	SAN DIEGO MARINES	W	13-11
3/30	MICHIGAN	W	12-9
3/31	MICHIGAN	L	9-11
4/1	WYOMING	W	15-3
4/2	WYOMING	W	15-1
4/2	WYOMING	W	18-2
4/4	SUL ROSS	W	15-6
4/5	SUL ROSS	W	16-5
4/8	AIR FORCE	W	13-1
4/9	AIR FORCE	W	19-7
4/9	AIR FORCE	W	4-0
4/11	IOWA	W	11-5
4/12	IOWA	W	18-6
4/13	IOWA	W	23-6
4/13	IOWA	W	15-1
4/14	IOWA	W	7-5
4/16	IOWA	W	10-5
4/19	at Wyoming	L	9-10
4/20	at Wyoming	W	10-7
4/21	at Colorado St.	W	13-8
4/22	at Air Force	W	16-2
4/23	at Air Force	W	9-4
4/25	at New Mexico	W	16-0
4/26	at New Mexico	W	7-4
4/30	at Arizona St.	L	3-7
4/30	at Arizona St.	L	0-3
5/2	NAU	W	11-1
5/7	ARIZONA ST.	W	6-2
5/7	ARIZONA ST.	W	7-6
<b>District 6 Playoffs – Tucson, Ariz.</b>			
6/2	HOUSTON	W	4-3
6/3	HOUSTON	W	6-4
6/4	HOUSTON	W	5-1
<b>NCAA College World Series – Omaha, Neb.</b>			
6/10	Oklahoma St.	W	2-1
6/15	Minnesota	L	5-8
6/17	St. John's	W	11-4
6/18	USC	L	1-13

## 1959 Head Coach: Frank Sancet 39-10-2 Overall

3/6	UCLA	W	17-3
3/7	UCLA	W	18-6
3/7	UCLA	L	6-7
3/9	NEW MEXICO	W	15-4
3/10	NEW MEXICO	W	21-5
3/13	PEPPERDINE	W	6-3
3/14	PEPPERDINE	W	13-5
3/17	COLORADO ST.	W	6-4
3/18	COLORADO ST.	W	18-3
3/20	NRTHRN COLORADO	W	6-4
3/21	NRTHRN COLORADO	L	2-6
3/21	NRTHRN COLORADO	W	5-1
3/23	IOWA	Tie	6-6
3/24	IOWA	L	9-12
3/25	IOWA	W	12-3
3/26	IOWA	W	9-4
3/28	IOWA	W	7-6
3/28	IOWA	L	4-9
3/30	at USC	Tie	6-6
3/31	at UCLA	W	3-1
4/1	at CS Los Angeles	W	10-4
4/2	at CS Los Angeles	W	10-3
4/3	at Pepperdine	W	8-4
4/4	at Pepperdine	W	8-4
4/7	NAU	W	7-4
4/8	NAU	W	21-1
4/11	ARIZONA ST.	W	10-1
4/11	ARIZONA ST.	W	6-3
4/15	DAVIS-MONTHAN	W	13-0
4/17	SUL ROSS	W	4-1
4/18	SUL ROSS	W	11-5
4/18	SUL ROSS	W	6-1
4/20	SAN DIEGO MARINES	W	6-3
4/21	SAN DIEGO MARINES	L	3-4
4/23	NEW MEXICO ST.	W	12-8
4/25	AIR FORCE	W	13-0
4/25	AIR FORCE	W	23-2
4/28	CAMP PENDLETON	W	8-3
4/29	CAMP PENDLETON	W	12-1
5/2	at Arizona St.	L	2-3
5/2	at Arizona St.	W	9-1
5/7	CASA GRANDE	L	6-9
5/12	DAVIS-MONTHAN	W	25-1
5/15	CASA GRANDE	L	8-9
<b>District 6 Playoffs – College Station, Texas</b>			
6/1	Texas A&M	W	1-0
6/2	Texas A&M	W	1-0
<b>NCAA College World Series – Omaha, Neb.</b>			
6/13	Clemson	W	3-2
6/14	Fresno St.	W	5-1
6/16	Oklahoma St.	W	5-3
6/17	Fresno St.	L	0-2
6/19	Oklahoma St.	L	3-5

## 1958 Head Coach: Frank Sancet 38-14 Overall

3/8	CAMP PENDLETON	W	8-2
3/10	SUL ROSS	W	10-4
3/11	SUL ROSS	W	7-6
3/14	NEW MEXICO	W	18-1
3/15	NEW MEXICO	W	9-5
3/18	NRTHRN COLORADO	W	17-3
3/19	NRTHRN COLORADO	W	15-1
3/21	AIR FORCE	W	10-6
3/22	AIR FORCE	W	10-6
3/22	AIR FORCE	W	11-3
3/24	UTAH	L	5-7
3/25	UTAH	W	14-4
3/26	UTAH	W	5-4
3/27	WYOMING	W	19-8
3/28	WYOMING	W	9-1
3/29	WYOMING	W	14-7
3/31	IOWA	W	11-4
4/1	IOWA	W	8-0
4/2	IOWA	W	7-6
4/3	IOWA	W	16-6
4/5	IOWA	L	7-9
4/5	IOWA	L	3-8
4/8	at Pepperdine	W	5-3
4/9	at CS Los Angeles	W	2-0
4/9	at CS Los Angeles	W	4-2
4/10	at Pepperdine	L	4-8
4/11	at UCLA	W	3-2
4/12	at UCLA	L	3-7
4/15	DAVIS-MONTHAN	W	5-4
4/19	at Arizona St.	L	3-7
4/19	at Arizona St.	W	3-2
4/22	DAVIS-MONTHAN	W	11-2
4/25	PEPPERDINE	W	5-3
4/26	PEPPERDINE	L	14-16
4/28	SAN DIEGO MARINES	W	9-4
4/29	SAN DIEGO MARINES	L	6-10
4/30	AEPG Ft. HUACHUCA	L	1-5
5/3	ARIZONA ST.	W	10-0
5/3	ARIZONA ST.	W	2-1
5/6	DAVIS-MONTHAN	W	15-0
5/7	NEW MEXICO ST.	W	9-0
5/8	NEW MEXICO ST.	W	24-1
5/9	CASA GRANDE	L	4-6
5/12	DAVIS-MONTHAN	W	18-2
5/13	DAVIS-MONTHAN	W	17-3
5/15	AEPG FT. HUACHUCA	W	13-8
5/17	CASA GRANDE	L	4-9
<b>NCAA District 6 Playoffs – Tucson, Ariz.</b>			
6/5	TEXAS	L	3-14
6/6	TEXAS	W	16-4
6/7	TEXAS	W	5-2
<b>NCAA College World Series – Omaha, Neb.</b>			
6/14	Clemson	L	1-4
6/15	USC	L	0-4

## 1957 Head Coach: Frank Sancet 34-12 Overall

3/11	SUL ROSS	W	9-4
3/12	SUL ROSS	W	4-3
3/16	SAN DIEGO NTC	W	17-5
3/16	SAN DIEGO NTC	W	11-5
3/18	NEW MEXICO	W	12-10
3/19	NEW MEXICO	W	14-4
3/21	COLORADO ST.	W	6-3
3/22	COLORADO ST.	W	14-2
3/22	COLORADO ST.	W	14-2
3/26	UTAH	W	12-11
3/27	UTAH	W	8-3
3/28	UTAH	W	11-4
3/29	UTAH	L	11-12
3/30	UTAH	W	10-2
3/30	UTAH	W	8-1
4/1	WYOMING	W	17-9
4/2	WYOMING	W	16-1
4/3	WYOMING	W	16-1
4/5	DAVIS-MONTHAN	W	14-2
4/6	DAVIS-MONTHAN	W	20-2
4/8	UTAH ST.	L	17-18
4/9	UTAH ST.	W	16-4
4/12	PEPPERDINE	W	7-1
4/13	PEPPERDINE	W	14-9
4/15	IOWA	L	7-10
4/16	IOWA	W	4-3
4/17	IOWA	W	22-13
4/18	IOWA	W	16-15
4/20	IOWA	W	12-6
4/20	IOWA	W	8-6
4/23	WISCONSIN	L	3-12
4/24	WISCONSIN	L	7-14
4/26	at Pepperdine	L	7-12
4/27	at Pepperdine	W	18-7
4/29	DAVIS-MONTHAN	W	14-4
5/1	Mar.Corp.Rec.Dep.	L	7-11
5/2	Mar.Corp.Rec.Dep.	L	11-16
5/4	at Arizona St.	W	6-0
5/4	at Arizona St.	L	3-4
5/7	ARIZONA ST.	W	14-4
5/7	ARIZONA ST.	W	8-3
5/13	FORT BLISS	W	12-7
5/14	FORT BLISS	W	12-3
5/15	FORT BLISS	L	7-9
<b>NCAA District 6 Playoffs – Austin, Texas</b>			
5/31	at Texas	L	0-2
6/4	at Texas	L	1-7

# YEAR-BY-YEAR RESULTS (cont.)

## 1956 Head Coach: Frank Sancet 49-8 Overall

3/5	SUL ROSS	W	3-2
3/6	SUL ROSS	W	8-1
3/8	CAMP PENDLETON	W	10-2
3/9	CAMP PENDLETON	W	18-6
3/11	NAVAL Tr. CENTER	W	16-0
3/12	NAVAL Tr. CENTER	W	11-7
3/16	PEPPERDINE	W	21-2
3/17	PEPPERDINE	W	9-1
3/19	UTAH	W	18-8
3/20	UTAH	W	8-2
3/21	UTAH	W	10-2
3/22	UTAH	W	5-0
3/23	UTAH	W	14-2
3/23	UTAH	W	14-1
3/24	UTAH ST.	W	16-5
3/26	IOWA	W	13-7
3/27	IOWA	W	20-0
3/28	IOWA	W	8-7
3/29	IOWA	W	5-3
3/30	IOWA	W	4-2
3/31	IOWA	W	5-2
4/2	at Pepperdine	W	8-5
4/3	at UCLA	W	4-3
4/4	at Fresno St.	W	10-4
4/6	at Camp Pendleton	W	9-4
4/7	at Naval Train. Cent.	L	3-7
4/9	WYOMING	W	10-5
4/10	WYOMING	W	15-4
4/11	WYOMING	W	17-2
4/13	SAN DIEGO ST.	W	5-2
4/14	SAN DIEGO ST.	L	5-7
4/16	FORT BLISS	L	2-5
4/17	FORT BLISS	W	15-3
4/18	FORT BLISS	L	2-8
4/19	NAVAL AIR STATION	L	5-7
4/20	NAVAL AIR STATION	W	4-0
4/21	at Arizona St.	W	4-1
4/21	at Arizona St.	W	7-0
4/23	WHITE SANDS	W	9-4
4/24	WHITE SANDS	W	9-7
4/25	WHITE SANDS	W	10-1
4/27	UCLA	W	10-0
4/28	UCLA	W	10-0
5/1	DAVIS-MONTHAN	W	12-11
5/3	DAVIS-MONTHAN	W	20-7
5/5	ARIZONA ST.	W	10-3
5/5	ARIZONA ST.	W	6-0
5/8	DAVIS-MONTHAN	L	0-4
5/8	DAVIS-MONTHAN	W	18-5
<b>NCAA District 6 – Tucson, Ariz.</b>			
5/21	TEXAS CHRISTIAN	W	7-5
5/22	TEXAS CHRISTIAN	W	8-2
<b>NCAA College World Series – Omaha, Neb.</b>			
6/9	NYU	W	3-0
6/10	Minnesota	L	1-3
6/11	New Hampshire	W	1-0
6/12	Mississippi	W	7-3
6/13	Minnesota	W	10-4
6/14	Minnesota	L	1-12

## 1955 Head Coach: Frank Sancet 41-8 Overall

3/5	DARR AERO TECH	W	12-3
3/11	SUL ROSS	W	7-4
3/12	SUL ROSS	W	23-1
3/17	CAMP PENDLETON	W	11-5
3/18	CAMP PENDLETON	W	7-6
3/19	PEPPERDINE	W	15-12
3/21	UTAH	W	14-2
3/22	UTAH	W	3-2
3/23	UTAH	W	13-6
3/24	UTAH	W	13-4
3/25	UTAH	W	5-4
3/28	WYOMING	W	8-4
3/29	WYOMING	L	5-15
3/30	WYOMING	W	9-0
4/1	NEW MEXICO ST.	W	29-3
4/2	NEW MEXICO ST.	W	11-1
4/4	IOWA	W	6-5
4/5	IOWA	W	27-7
4/6	IOWA	W	3-2
4/7	IOWA	W	7-6
4/9	IOWA	L	17-18
4/9	IOWA	W	4-1
4/11	at Pepperdine	W	7-5
4/12	at UCLA	L	2-9
4/12	at Fresno St.	L	2-4
4/13	at Fresno St.	W	6-2
4/15	at College of Pacific	W	7-4
4/16	at College of Pacific	W	13-4
4/20	DAVIS-MONTHAN	W	25-3
4/23	at Arizona St.	W	8-3
4/23	at Arizona St.	W	4-0
4/26	DAVIS-MONTHAN	W	2-1
4/28	SAN DIEGO N.T.C.	W	18-0
4/29	SAN DIEGO N.T.C.	L	5-6
4/30	SAN DIEGO N.T.C.	W	8-2
5/2	SAN DIEGO N.T.C.	W	5-4
5/3	SAN DIEGO N.T.C.	W	7-0
5/4	SAN DIEGO N.T.C.	W	12-4
5/6	ARIZONA ST.	W	4-1
5/6	ARIZONA ST.	W	5-0
5/10	DAVIS-MONTHAN	W	9-2
5/15	HAYDEN	W	15-8
<b>District 6 Playoffs – College Station, Texas</b>			
5/30	at Texas A&M	W	6-2
5/31	at Texas A&M	L	0-5
6/1	at Texas A&M	W	2-1
<b>NCAA College World Series – Omaha, Neb.</b>			
6/10	Western Michigan	L	1-4
6/11	Springfield	W	6-0
6/13	Northern Colorado	W	20-0
6/14	Oklahoma St.	L	4-5

## 1954 Head Coach: Frank Sancet 40-9 Overall

3/1	SUL ROSS	W	11-4
3/2	SUL ROSS	L	2-4
3/5	UCLA	W	12-1
3/6	UCLA	W	15-3
3/13	LUKE AFB	W	16-0
3/13	LUKE AFB	W	16-3
3/17	DAVIS-MONTHAN	W	16-0
3/19	at New Mexico St.	W	16-0
3/20	at New Mexico St.	W	30-1
3/25	UTAH	W	10-2
3/25	UTAH	W	6-5
3/26	UTAH	L	4-12
3/26	UTAH	W	10-1
	DAVIS-MONTHAN	W	2-1
4/1	CAMP PENDLETON	L	10-14
4/2	CAMP PENDLETON	W	25-5
4/3	LUKE AFB	W	7-6
4/3	LUKE AFB	W	7-3
4/5	WYOMING	W	12-7
4/6	WYOMING	W	21-3
4/7	WYOMING	W	7-0
4/8	SAN DIEGO NAS	L	5-15
4/9	PACIFIC	W	25-5
4/10	PACIFIC	W	8-1
4/12	IOWA	W	4-3
4/13	IOWA	L	2-3
4/14	IOWA	W	6-5
4/16	IOWA	W	17-9
4/17	IOWA	W	6-5
4/17	IOWA	L	1-13
4/19	at Pepperdine	W	15-4
4/20	at UCLA	W	2-1
4/21	at San Diego St.	W	3-1
4/22	Marine Rec. Dep.	L	2-3
4/23	Naval Air Skyriders	W	9-4
4/24	Naval Train. Cent.	W	2-1
	Naval Train. Cent.	W	6-4
4/29	Naval Train. Cent.	W	16-5
4/30	Marine Rec. Dep.	W	8-7
5/1	Marine Rec. Dep.	W	11-4
5/3	DAVIS-MONTHAN	W	12-4
5/11	DAVIS-MONTHAN	W	10-7
5/11	DAVIS-MONTHAN	W	4-3
<b>District 7 Playoffs – Greenley, Colo., and Laramie, Wyo.</b>			
6/4	at Northern Colorado	W	8-2
6/5	at Wyoming	W	16-9
6/7	at Northern Colorado	W	8-5
<b>College World Series – Omaha, Neb.</b>			
6/10	Oregon	W	12-1
6/11	Michigan St.	L	1-2
6/12	Oklahoma St.	L	4-5

## 1953 Head Coach: Frank Sancet 21-16 Overall

3/11	DAVIS-MONTHAN	W	6-0
3/14	DAVIS-MONTHAN	W	7-6
3/16	NAVAL Tr. CENTER	L	3-4
3/17	NAVAL Tr. CENTER	L	5-11
3/21	at Arizona St.	W	13-2
3/21	at Arizona St.	W	7-0
3/23	UTAH	W	19-0
3/24	UTAH	W	14-2
3/25	UTAH	W	10-2
3/28	SAN DIEGO ST.	W	14-3
3/30	IOWA	W	10-9
3/31	IOWA	W	5-4
4/1	IOWA	W	10-7
4/3	IOWA	L	12-14
4/4	IOWA	W	7-6
4/4	IOWA	L	3-7
4/6	at USC	L	4-5
4/8	at UCLA	L	2-3
4/8	at UCLA	W	4-3
4/9	at USC	W	3-2
4/10	at U.S. Naval Tr. Center	L	2-4
4/11	at U.S. Naval Tr. Center	W	14-3
	DAVIS-MONTHAN	L	4-5
4/16	SAN DIEGO MARINES	L	3-10
4/19	SAN DIEGO MARINES	W	25-13
4/20	A.F. PACIFIC FLEET	L	1-2
4/21	A.F. PACIFIC FLEET	L	1-8
4/23	CAMP PENDLETON	L	10-15
4/24	CAMP PENDLETON	W	11-10
4/27	CALIFORNIA	W	9-5
4/28	CALIFORNIA	L	10-12
5/2	ARIZONA ST.	W	25-8
5/2	ARIZONA ST.	W	14-4
5/5	at Nogales Internationals	L	7-8
<b>District 6 NCAA Playoffs – Tucson, Ariz.</b>			
6/3	TEXAS	L	6-7
6/4	TEXAS	W	4-3
6/5	TEXAS	L	3-5

2021  
WILDCATS

2020  
REVIEW

PAC-12  
OPPONENTS

HISTORY &  
RECORDS

HI CORBETT  
FIELD

# YEAR-BY-YEAR RESULTS (cont.)

2021 WILDCATS

2020 REVIEW

PAC-12 OPPONENTS

HISTORY & RECORDS

HI CORBETT FIELD

## 1952 Head Coach: Frank Sancet 22-14 Overall

3/13	NAVAL TR. CENTER	L	5-11
3/14	NAVAL TR. CENTER	L	3-9
3/18	UTAH	W	9-5
3/19	UTAH	W	12-9
3/20	UTAH	W	24-10
3/21	UCLA	W	22-15
3/22	UCLA	W	6-3
3/29	ARIZONA ST.	W	10-2
3/29	ARIZONA ST.	W	12-0
	Nellis AFB	W	5-4
	Nellis AFB	W	16-3
	IOWA	W	3-0
	IOWA	W	11-4
	IOWA	L	6-8
	IOWA	W	4-3
	IOWA	W	3-2
	IOWA	W	8-7
	USC	L	4-6
	San Diego St.	L	3-9
	U.S. Navy Tr. Center	L	1-11
	Marine Rec. Dep.	L	1-8
	Camp Pendleton	L	2-3
	U.S. Navy Tr. Center	L	2-12
	Camp Pendleton	W	8-6
	Camp Pendleton	L	2-8
	Arizona St.	W	12-2
	Arizona St.	W	12-4
5/5	at Nogales Internationals	W	5-0
	Marine Rec. Dep.	L	4-7
	Marine Rec. Dep.	L	7-8
	Marana Independents	W	23-1
	Davis-Monthan	W	8-5
5/30	COORS INDEPENDENTS	W	8-3
<b>District 6 Playoffs – Austin, Texas</b>			
6/5	at Texas	L	1-3
6/6	at Texas	W	1-0
6/7	at Texas	L	8-15

## 1951 Head Coach: Frank Sancet 28-4 Overall

3/17	SAN DIEGO ST.	W	23-5
3/19	COLORADO	W	31-11
3/20	COLORADO	W	10-3
3/21	COLORADO	W	10-4
3/23	at UCLA	W	11-8
3/24	at UCLA	W	8-5
3/26	at Pacific	L	3-10
3/27	at Pacific	W	5-2
3/28	at San Jose St.	W	9-5
3/29	at San Jose St.	W	4-2
3/30	at San Francisco	W	7-2
3/31	at California	W	3-1
4/6	ARIZONA ST.	W	11-2
4/6	ARIZONA ST.	W	10-0
4/9	at Davis-Monthan	W	14-0
4/13	DAVIS-MONTHAN	W	10-0
4/18	NEW MEXICO	W	18-3
4/19	NEW MEXICO	W	10-2
4/21	SAN DIEGO MARINES	W	7-6
4/21	SAN DIEGO MARINES	W	6-0
4/26	CAMP PENDLETON	W	11-5
4/28	at Arizona St.	W	4-3
4/28	at Arizona St.	W	5-4
4/30	at New Mexico	W	14-13
5/1	at New Mexico	W	30-9
5/7	WILLIAMS AFB	W	15-0
5/8	DAVIS-MONTHAN	W	8-1
5/11	USC	L	2-7
5/12	USC	W	9-2
<b>NCAA District 6 Playoffs – Tucson, Ariz.</b>			
5/23	TEXAS A&M	L	4-5
5/24	TEXAS A&M	W	21-4
5/25	TEXAS A&M	L	2-14

## 1950 Head Coach: Frank Sancet 28-6-1 Overall

3/8	OAKLAND ACORNIS	W	7-3
3/14	OAKLAND ACORNIS	Tie	14-14
3/17	UCLA	W	21-10
3/18	UCLA	W	10-7
3/20	COLORADO	W	15-8
3/21	COLORADO	L	13-15
3/23	COLORADO	W	9-2
3/27	ALBUQUERQUE DUKES	W	9-2
	ALBUQUERQUE DUKES	W	8-3
4/3	NEW MEXICO	W	9-4
4/4	NEW MEXICO	W	28-2
4/8	at San Diego St.	W	14-0
4/10	at San Diego St.	L	2-3
4/10	at San Diego St.	W	5-2
4/11	at Camp Pendleton	W	19-7
4/12	at UCLA	W	7-2
4/19	ARIZONA ST.	W	7-0
4/19	ARIZONA ST.	W	11-4
4/30	WILLIAMS FIELD	W	13-3
4/21	SAN DIEGO MARINES	W	5-4
4/22	SAN DIEGO MARINES	W	13-3
4/25	at Arizona St.	W	9-2
4/25	at Arizona St.	W	3-0
4/26	Williams Field	W	19-5
4/28	Camp Pendleton	W	3-0
5/9	Hardin-Simmons	W	19-3
5/10	Hardin-Simmons	W	12-4
5/15	Nat'l Univ. of Mexico	W	17-1
5/16	Nat'l Univ. of Mexico	W	16-2
5/17	Nat'l Univ. of Mexico	W	14-7
5/28	Casa Grande Apos	L	14-16
5/30	Cocio-Estrada	L	10-12
<b>District 6 Playoffs – Austin, Texas</b>			
6/5	at Texas	W	5-4
6/6	at Texas	L	8-9
6/7	at Texas	L	3-7

## 1904-1949

Year	Coach	W	L	T
1904	B.L. Cosgrave	6	1	0
1905	R. Newton	2	2	0
1906	B.R. Hatcher	2	0	0
1907	R. Newton	5	4	0
1908	B.R. Hatcher	10	2	0
1909	Dan Farrish	8	4	0
1910	R. Rigg	2	5	0
1911	William Honley	2	4	0
1912	Joe Collins	7	4	0
1913	R.L. Quigley	1	0	0
1914	C.R. Stewart	4	4	0
1915	J.F. McKale	5	3	0
1916	J.F. McKale	6	2	0
1917	J.F. McKale	4	2	0
1918	J.F. McKale	0	1	0
1919	J.F. McKale	3	3	0
1920	W.A. Porter	11	4	0
1921	W.A. Porter	7	1	0
1922	J.F. McKale	6	1	2
1923	J.F. McKale	9	1	0
1924	J.F. McKale	7	1	0
1925	J.F. McKale	9	2	0
1926	J.F. McKale	9	4	0
1927	J.F. McKale	10	6	0
1928	J.F. McKale	5	3	1
1929	J.F. McKale	5	5	0
1930	J.F. McKale	6	8	0
1931	J.F. McKale	6	8	0
1932	J.F. McKale	10	6	0
1933	J.F. McKale	9	1	0
1934	J.F. McKale	7	1	0
1935	J.F. McKale	12	10	0
1936	J.F. McKale	12	10	0
1937	J.F. McKale	12	10	0
1938	J.F. McKale	12	10	0
1939	J.F. McKale	12	10	0
1940	J.F. McKale	11	5	1
1941	J.F. McKale	10	9	1
1942	J.F. McKale	18	1	0
1943	J.F. McKale	12	10	0
1944	J.F. McKale	(no games)		
1945	J.F. McKale	(no games)		
1946	J.F. McKale	10	3	0
1947	J.F. McKale	15	4	0
1948	J.F. McKale	19	8	0
1949	J.F. McKale	12	6	0

# YEAR-BY-YEAR RECORDS

Year	Coach	W	L	T	Conference	W	L	T	Finish	NCAA Regional & SR			CWS		Polls	
										Location	Record	Finish	Record	Finish	BA	CB
1950	Frank Sancet	28	6	1						District 6	1-2	2nd				
1951	Frank Sancet	28	4	0						District 6	1-2	2nd				
1952	Frank Sancet	22	14	0						District 6	1-2	2nd				
1953	Frank Sancet	21	16	0						District 6	1-2	2nd				
1954	Frank Sancet	40	9	0						District 7	3-0	1st	1-2	T-5th		
1955	Frank Sancet	43	8	0						District 6	2-1	1st	2-2	4th		
1956	Frank Sancet	49	8	0						District 6	2-0	1st	4-2	2nd		
1957	Frank Sancet	34	12	0						District 6	0-2	2nd				
1958	Frank Sancet	38	14	0						District 6	2-1	2st	0-2	T-7th		
1959	Frank Sancet	39	10	2						District 6	2-0	1st	3-2	2nd		2
1960	Frank Sancet	43	9	0						District 6	2-0	1st	2-2	3rd		3
1961	Frank Sancet	41	9	0						District 6	0-2	2nd			10	
1962	Frank Sancet	40	8	2						District 6	0-2	2nd			19	
1963	Frank Sancet	39	17	0	WAC (South)	8	4	0	1st*				4-2	2nd	2	
1964	Frank Sancet	31	13	1	WAC (South)	7	5	0	2nd						20	
1965	Frank Sancet	37	13	0	WAC (South)	7	5	0	2nd						25	
1966	Frank Sancet	40	15	0	WAC (South)	8	4	0	1st*	District 7	2-0	1st	1-2	T-5th	5	
1967	Frank Sancet	35	15	0	WAC (South)	7	6	0	2nd						12	
1968	Frank Sancet	34	17	0	WAC (South)	6	6	0	1st**						16	
1969	Frank Sancet	37	10	0	WAC (South)	10	8	0	2nd						19	
1970	Frank Sancet	44	18	0	WAC (South)	11	7	0	1st*	District 7	2-1	1st	0-2	T-7th	7	
1971	Frank Sancet	30	18	2	WAC (South)	10	8	0	2nd							
1972	Frank Sancet	38	20	0	WAC (South)	9	9	0								
1973	Jerry Kindall	37	16	0	WAC (South)	15	5	0	2nd						28	
1974	Jerry Kindall	58	6	0	WAC (South)	16	2	0	1st	District 7	0-2				9	
1975	Jerry Kindall	43	13	1	WAC (South)	14	4	0	2nd	West	0-2				13	
1976	Jerry Kindall	56	17	0	WAC (South)	12	6	0	2nd	Midwest	3-0	1st	5-1	1st	1	
1977	Jerry Kindall	38	25	1	WAC (South)	11	7	0	2nd							
1978	Jerry Kindall	42	18	0	WAC (South)	13	5	0	2nd	West	2-2				10	
1979	Jerry Kindall	43	25	0	Pac-10 (South)	17	13	0	2nd	Midwest	3-0	1st	1-2	T-5th	5	
1980	Jerry Kindall	45	21	1	Pac-10 (South)	17	13	0	T-1st	West	3-0	1st	5-1	1st	1	
1981	Jerry Kindall	30	22	0	Pac-10 (South)	14	16	0	4th							
1982	Jerry Kindall	32	21	1	Pac-10 (South)	15	13	1	3rd							
1983	Jerry Kindall	25	31	0	Pac-10 (South)	14	15	0	4th							
1984	Jerry Kindall	22	36	0	Pac-10 (South)	11	19	0	5th							
1985	Jerry Kindall	47	22	0	Pac-10 (South)	17	13	0	T-2nd	West II	3-0	1st	0-2	T-7th	11	7
1986	Jerry Kindall	49	19	0	Pac-10 (South)	18	12	0	T-2nd	Central	4-0	1st	4-1	1st	1	1
1987	Jerry Kindall	34	26	0	Pac-10 (South)	13	17	0	4th	West II	0-2					
1988	Jerry Kindall	33	26	0	Pac-10 (South)	10	20	0	6th							
1989	Jerry Kindall	45	18	1	Pac-10 (South)	23	7	0	1st	West I	3-2				9	11
1990	Jerry Kindall	26	34	0	Pac-10 (South)	11	19	0	5th							
1991	Jerry Kindall	27	32	0	Pac-10 (South)	10	20	0	6th							
1992	Jerry Kindall	34	23	1	Pac-10 (South)	18	12	0	1st	West	0-2				13	12
1993	Jerry Kindall	35	26	0	Pac-10 (South)	16	14	0	3rd	Midwest	3-2				9	9
1994	Jerry Kindall	15	40	0	Pac-10 (South)	7	23	0	6th							
1995	Jerry Kindall	20	35	1	Pac-10 (South)	6	24	0	6th							
1996	Jerry Kindall	24	32	0	Pac-10 (South)	7	23	0	6th							
1997	Jerry Stitt	32	26	0	Pac-10 (South)	13	17	0	5th							
1998	Jerry Stitt	33	23	0	Pac-10 (South)	12	18	0	4th							
1999	Jerry Stitt	33	23	0	Pac-10	13	11	0	T-4th	Waco	0-2	4th				
2000	Jerry Stitt	26	30	0	Pac-10	8	16	0	7th							
2001	Jerry Stitt	33	23	0	Pac-10	12	12	0	5th							
2002	Andy Lopez	31	24	0	Pac-10	9	15	0	T-7th							
2003	Andy Lopez	35	23	0	Pac-10	13	11	0	4th							
2004	Andy Lopez	36	27	1	Pac-10	12	12	0	5th	Fullerton	0-2	4th				
										South Bend	3-0	1st	1-2	T-5th	12	6
										Long Beach (SR)	2-1					
2005	Andy Lopez	39	21	0	Pac-10	17	7	0	2nd	Fullerton	2-2	2nd				
2006	Andy Lopez	27	28	0	Pac-10	12	12	0	4th							
2007	Andy Lopez	42	17	0	Pac-10	15	9	0	2nd	Wichita	2-2	2nd			22	
2008	Andy Lopez	42	19	0	Pac-10	12	12	0	4th	Ann Arbor	3-0	1st			14	13
										Coral Gables (SR)	1-2					
2009	Andy Lopez	30	25	0	Pac-10	13	14	0	T-5th							
2010	Andy Lopez	34	24	0	Pac-10	12	15	0	T-7th	Fort Worth	1-2	3rd				
2011	Andy Lopez	39	21	0	Pac-10	15	12	0	4th	College Station	3-2	2nd			25	
2012	Andy Lopez	48	17	0	Pac-12	20	10	0	T-1st	Tucson	3-0	1st	5-0	1st	1	1
										Tucson (SR)	2-0					
2013	Andy Lopez	34	21	0	Pac-12	15	15	0	T-6th							
2014	Andy Lopez	22	33	0	Pac-12	9	21	0	10th							
2015	Andy Lopez	31	24	0	Pac-12	12	18	0	8th							
2016	Jay Johnson	49	24	0	Pac-12	49	24	0	T-3rd	Lafayette	4-1	1st	5-3	2nd	2	2
										Starkville (SR)	2-0					
2017	Jay Johnson	38	21	0	Pac-12	16	14	0	4th	Lubbock	1-2	3rd				
2018	Jay Johnson	34	22	0	Pac-12	14	16	0	6th							
2019	Jay Johnson	32	24	0	Pac-12	15	14	0	6th							
2020 <sup>^</sup>	Jay Johnson	10	5	0	Pac-12	0	0	0	N/A							

<sup>^</sup>2020 season cut short (15 games) due to COVID-19 pandemic.

## ALL-TIME COACHING RECORDS

### 1904-1949

<u>Year(s)</u>	<u>Head Coach</u>	<u>W-L</u>	<u>Pct.</u>
1913	R.L. Quigley	1-0	1.000
1906, 08	B.R. Hatcher	12-2	.857
1904	B.L. Cosgrave	6-1	.857
1920-21	W.A. Porter	18-5	.783
1915-19, 1922-49	J.F. McKale	257-119-8	.669
1909	Dan Farrish	8-4	.667
1912	Joe Collins	7-4	.636
1905, 07	R. Newton	7-6	.538
1914	C.R. Stewart	4-4	.500
1911	William Honley	2-4	.333
1910	R. Rigg	2-5	.286

### Modern Era (1950-current)

<u>Year(s)</u>	<u>Head Coach</u>	<u>W-L</u>	<u>Pct.</u>
1950-72	Frank Sancet	831-283-8	.741
2016-current	Jay Johnson	163-96	.629
2002-15	Andy Lopez	490-324-1	.601
1973-96	Kerry Kindall	860-579-7	.595
1997-2001	Jerry Stitt	157-125	.557

# RECORDS vs. OPPONENTS

Opponent	G	W	L	T	Pct.	First Game	Last Game	Opponent	G	W	L	T	Pct.	First Game	Last Game
Abilene Christian	7	5	2	0	.714	2014	2016	UNLV	27	16	11	0	.593	1984	2011
Air Force	14	13	1	0	.926	1958	2014	New Hampshire	1	1	0	0	1.000	1956	1956
Alabama State	3	3	0	0	1.000	2013	2013	New Mexico	204	171	33	0	.838	1939	2019
Albany	3	3	0	0	1.000	2020	2020	<b>New Mexico State</b>	<b>63</b>	<b>55</b>	<b>8</b>	<b>0</b>	<b>.873</b>	<b>1917</b>	<b>2019</b>
Alcorn State	6	6	0	0	1.000	2011	2014	New Orleans	1	1	0	1	1.000	2007	2007
<b>Arizona State</b>	<b>475</b>	<b>253</b>	<b>221</b>	<b>1</b>	<b>.533</b>	<b>1907</b>	<b>2019</b>	New York University	1	1	0	0	1.000	1956	1956
Arkansas	7	4	3	0	.571	1979	2018	Nicholls State	3	3	0	0	1.000	2018	2018
Auburn	4	2	2	0	.500	1993	2012	North Carolina	5	3	2	0	.600	1985	1990
Azusa Pacific	12	10	2	0	.833	1974	1982	North Carolina State	2	2	0	0	1.000	1990	1993
<b>Ball State</b>	-	-	-	-	-	<b>2021</b>	-	North Carolina-Wilmington	3	2	1	0	.667	2002	2002
Baylor	11	7	4	0	.636	1998	2010	North Dakota State	11	10	1	0	.909	2011	2018
Bradley	1	0	1	0	.000	1992	1992	Northeastern	1	1	0	0	1.000	1966	1966
Brigham Young	31	22	9	0	.710	1963	2018	Northern Arizona	54	48	6	0	.889	1948	1981
Bryant	3	3	0	0	1.000	2018	2018	Northern Colorado	44	41	3	0	.932	1954	2011
Butler	2	2	0	0	1.000	2013	2013	Northwestern State	2	1	1	0	.500	2016	2016
<b>California</b>	<b>191</b>	<b>109</b>	<b>82</b>	<b>0</b>	<b>.571</b>	<b>1951</b>	<b>2019</b>	Notre Dame	10	8	2	0	.800	1961	2008
UC Davis	2	2	0	0	1.000	2012	2012	Oakland	2	2	0	0	1.000	2015	2015
UC Irvine	24	15	7	2	.667	1971	2006	Ohio State	7	5	2	0	.714	1965	1969
<b>UCLA</b>	<b>254</b>	<b>123</b>	<b>131</b>	<b>1</b>	<b>.484</b>	<b>1927</b>	<b>2019</b>	<b>Oklahoma</b>	<b>16</b>	<b>13</b>	<b>3</b>	<b>0</b>	<b>.813</b>	<b>1960</b>	<b>1979</b>
Cal Poly Pomona	41	31	10	0	.756	1961	1976	Oklahoma State	20	6	14	0	.300	1954	2017
Cal Poly SLO	2	2	0	0	1.000	1969	1969	Oral Roberts	4	2	2	0	.500	1985	2007
UC Riverside	30	18	12	0	.600	1975	2016	<b>Oregon</b>	<b>42</b>	<b>26</b>	<b>14</b>	<b>1</b>	<b>.619</b>	<b>1954</b>	<b>2019</b>
UC Santa Barbara	26	18	8	0	.692	1978	2016	<b>Oregon State</b>	<b>77</b>	<b>38</b>	<b>39</b>	<b>0</b>	<b>.494</b>	<b>1963</b>	<b>2019</b>
CSU Bakersfield	4	2	2	0	.500	2010	2016	Pace	2	2	0	0	1.000	1987	1987
CSU Dominguez Hills	40	34	6	0	.850	1974	2002	Pacific	9	7	2	0	.778	1951	1977
CSU Fullerton	101	36	65	0	.356	1973	2016	Penn State	5	5	0	0	1.000	1963	2019
CSU Los Angeles	24	18	6	0	.750	1958	1990	Pepperdine	48	35	12	1	.740	1948	1991
CSU Northridge	14	8	6	0	.571	1970	2000	Point Loma	1	1	0	0	1.000	1980	1980
Central Michigan	2	1	1	0	.500	2020	2020	Portland	5	5	0	0	1.000	2003	2015
Chapman	5	3	2	0	.600	1967	1983	Portland State	5	4	0	1	.900	1980	1998
Clemson	5	3	2	0	.600	1958	1990	Prairie View	2	2	0	0	1.000	1988	1988
College of Charleston	6	4	2	0	.667	2017	2019	Princeton	1	1	0	0	1.000	1992	1992
Colorado	16	15	1	0	.938	1950	1980	Radford	2	2	0	0	1.000	1997	1997
Colorado State	25	23	2	0	.920	1957	1985	Rhode Island	2	1	1	0	.500	2020	2020
Columbia	3	2	1	0	.667	2013	2013	Rice	11	6	5	0	.545	2011	2019
Coppin State	3	3	0	0	1.000	2013	2013	Sacramento State	21	16	5	0	.762	1994	2018
Cornell	1	1	0	0	1.000	1975	1975	St. Francis	4	4	0	0	1.000	1991	2001
<b>Dallas Baptist</b>	-	-	-	-	-	<b>2021</b>	-	St. John's	5	3	2	0	.600	1960	1993
Delaware	1	1	0	0	1.000	2017	2017	St. Joseph's	2	2	0	0	1.000	2010	2010
Denver	13	11	2	0	.846	1970	1975	St. Mary's	12	7	5	0	.583	1995	2016
<b>Dixie State</b>	-	-	-	-	-	<b>2021</b>	-	Sam Houston State	4	2	2	0	.500	2016	2017
Eastern Illinois	1	0	1	0	.000	1999	1999	Samford	2	2	0	0	1.000	2015	2015
Eastern Kentucky	5	5	0	0	1.000	1989	2017	San Diego	17	14	3	0	.824	1980	2018
Eastern Michigan	15	14	1	0	.933	1976	2012	San Diego State	96	56	36	4	.583	1939	2019
East Tennessee State	3	3	0	0	1.000	2012	2012	San Francisco	11	9	2	0	.818	1951	2013
Fairfield	2	2	0	0	1.000	1974	1974	San Jose State	6	5	1	0	.833	1951	2013
Florida State	13	8	5	0	.615	1963	2012	<b>Santa Clara</b>	<b>7</b>	<b>6</b>	<b>1</b>	<b>0</b>	<b>.857</b>	<b>1967</b>	<b>2017</b>
Fordham	1	1	0	0	1.000	1993	1993	Spring Hall	8	4	4	0	.500	1986	2014
Fresno State	15	11	4	0	.733	1955	1993	South Alabama	1	1	0	0	1.000	2008	2008
Georgia	8	2	6	0	.250	2004	2009	South Carolina	2	2	0	0	1.000	2012	2012
Georgia Tech	2	2	0	0	1.000	1989	1989	<b>Southeastern Louisiana</b>	-	-	-	-	-	<b>2021</b>	-
Gonzaga	9	9	0	0	1.000	1980	2010	<b>Southern California</b>	<b>238</b>	<b>115</b>	<b>122</b>	<b>1</b>	<b>.483</b>	<b>1921</b>	<b>2019</b>
<b>Grand Canyon</b>	<b>87</b>	<b>64</b>	<b>23</b>	<b>0</b>	<b>.736</b>	<b>1967</b>	<b>2019</b>	Southern Illinois	8	4	3	1	.500	1968	2020
Hardin-Simmons	2	2	0	0	1.000	1950	1950	Southern Methodist	1	1	0	0	1.000	1975	1975
Hartford	5	5	0	0	1.000	1986	2017	Southern Mississippi	1	0	1	0	.000	2001	2001
Harvard	3	3	0	0	1.000	2012	2012	Southern Utah	14	12	2	0	.857	1997	2006
Hawaii	31	16	15	0	.516	1914	2016	Southwest Missouri State	1	1	0	0	1.000	1993	1993
Hawaii-Hilo	16	13	3	0	.813	1995	2007	Springfield	1	1	0	0	1.000	1955	1955
Holy Cross	2	2	0	0	1.000	2009	2009	<b>Stanford</b>	<b>191</b>	<b>77</b>	<b>114</b>	<b>0</b>	<b>.403</b>	<b>1923</b>	<b>2019</b>
Houston	10	5	5	0	.500	1960	2020	Sul Ross	27	23	4	0	.852	1954	1966
Idaho	2	2	0	0	1.000	1966	1966	Texas	33	13	20	0	.394	1950	2020
Illinois	1	0	1	0	.000	2018	2018	Texas A&M	46	22	23	1	.478	1951	2011
Indiana State	4	3	1	0	.750	1985	2008	Texas A&M-Corpus Christi	6	6	0	0	1.000	2000	2008
Iowa	119	97	20	2	.815	1952	2020	TCU	9	7	2	0	.778	1956	2010
Iowa State	1	0	1	0	.000	1970	1970	UTEP	85	75	10	0	.882	1920	1985
Kansas State	4	3	1	0	.750	1993	2014	UT-Pan American	7	6	1	0	.857	1976	2005
Kent State	1	1	0	0	1.000	2004	2004	Texas Southern	3	3	0	0	1.000	1986	1986
Kentucky	3	2	1	0	.667	1991	2008	Texas Tech	14	9	5	0	.643	1972	2017
Lamar	3	2	1	0	.667	1979	2016	Tulane	9	6	3	0	.667	1978	2016
La Salle	3	3	0	0	1.000	2006	2006	Tulsa	1	1	0	0	1.000	1970	1970
LaVerne	18	14	4	0	.778	1976	1981	UMass Lowell	4	4	0	0	1.000	2019	2019
Lewis-Clark	1	1	0	0	1.000	1981	1981	U.S. International	4	4	0	0	1.000	1987	1989
Liberty	6	5	1	0	.833	1990	2007	<b>Utah</b>	<b>77</b>	<b>59</b>	<b>18</b>	<b>0</b>	<b>.766</b>	<b>1952</b>	<b>2019</b>
Linfield	1	1	0	0	1.000	1987	1987	Utah State	3	2	1	0	.667	1956	1957
Long Beach State	45	22	23	0	.489	1961	2014	Utah Valley	22	19	3	0	.864	2005	2018
Louisville	2	2	0	0	1.000	2012	2012	Wagner	3	3	0	0	1.000	2003	2003
Loyola	4	4	0	0	1.000	1932	1978	<b>Washington</b>	<b>64</b>	<b>34</b>	<b>30</b>	<b>0</b>	<b>.531</b>	<b>1992</b>	<b>2019</b>
<b>Loyola Marymount</b>	<b>25</b>	<b>17</b>	<b>8</b>	<b>0</b>	<b>.680</b>	<b>1974</b>	<b>2009</b>	<b>Washington State</b>	<b>71</b>	<b>46</b>	<b>25</b>	<b>0</b>	<b>.648</b>	<b>1975</b>	<b>2019</b>
Maine	1	1	0	0	1.000	1986	1986	Weber State	8	7	1	0	.875	1970	1974
Massachusetts	3	2	1	0	.667	2009	2009	Western Michigan	1	0	1	0	.000	1955	1955
McNeese State	4	4	0	0	1.000	2017	2017	Western New Mexico	2	2	0	0	1.000	1986	1986
Miami (Fla.)	12	5	7	0	.417	1926	2016	Westmont College	8	7	1	0	.875	1985	1990
Miami (Ohio)	3	2	1	0	.667	2003	2003	<b>Wichita State</b>	<b>6</b>	<b>2</b>	<b>4</b>	<b>0</b>			

# ARIZONA POSTSEASON HISTORY

## 1950 (1-2)

### District 6 (1-2)

Arizona 5, Texas 4  
Texas 9, Arizona 8  
Texas 7, Arizona 3

## 1951 (1-2)

### District 6 (1-2)

Texas A&M 5, Arizona 4  
Arizona 21, Texas A&M 4  
Texas A&M 14, Arizona 2

## 1952 (1-2)

### District 6 (1-2)

Texas 3, Arizona 1  
Arizona 1, Texas 0  
Texas 15, Arizona 8

## 1953 (1-2)

### District 6 (1-2)

Texas 7, Arizona 6  
Arizona 4, Texas 3  
Texas 5, Arizona 3

## 1954 (4-2)

### District 7 (3-0)

Arizona 8, Northern Colorado 2  
Arizona 16, Wyoming 9  
Arizona 8, Northern Colorado 5  
**College World Series (1-2/t-5th)**  
Arizona 12, Oregon 1  
Michigan State 2, Arizona 1  
Oklahoma State 5, Arizona 4

## 1955 (4-3)

### District 6 (2-1)

Arizona 6, Texas A&M 2  
Texas A&M 5, Arizona 0  
Arizona 2, Texas A&M 1  
**College World Series (2-2/4th)**  
Western Michigan 4, Arizona 1  
Arizona 6, Springfield 0  
Arizona 20, Northern Colorado 0  
Oklahoma State 5, Arizona 4

## 1956 (6-2)

### District 6 (2-0)

Arizona 7, Texas Christian 5  
Arizona 8, Texas Christian 2  
**College World Series (4-2/2nd)**  
Arizona 3, New York 0  
Minnesota 3, Arizona 1  
Arizona 1, New Hampshire 0  
Arizona 7, Mississippi 3  
Arizona 10, Minnesota 4  
Minnesota 12, Arizona 1

## 1957 (0-2)

### District 6 (0-2)

Texas 7, Arizona 1  
Texas 2, Arizona 0

## 1958 (2-3)

### District 6 (2-1)

Texas 14, Arizona 3  
Arizona 16, Texas 4  
Arizona 5, Texas 2  
**College World Series (0-2/t-7th)**  
Clemson 4, Arizona 1  
USC 4, Arizona 0

## 1959 (5-2)

### District 6 (2-0)

Arizona 1, Texas A&M 0  
Arizona 1, Texas A&M 0  
**College World Series (3-2/2nd)**  
Arizona 3, Clemson 2  
Arizona 5, Fresno State 1  
Arizona 5, Oklahoma State 3  
Fresno State 2, Arizona 0  
Oklahoma State 5, Arizona 3

## 1960 (4-2)

### District 6 (2-0)

Arizona 4, Houston 3  
Arizona 6, Houston 4  
**College World Series (2-2/3rd)**  
Arizona 2, Oklahoma State 1  
Minnesota 8, Arizona 5  
Arizona 11, St. John's 4  
USC 13, Arizona 1

## 1961 (0-2)

### District 6 (0-2)

Texas 8, Arizona 2  
Texas 5, Arizona 4

## 1962 (0-2)

### District 6 (0-2)

Texas 1, Arizona 0  
Texas 7, Arizona 4

## 1963 (7-2)

### District 7 (3-0)

Arizona 13, Northern Colorado 0  
Arizona 10, Northern Colorado 0  
Arizona 14, Northern Colorado 10  
**College World Series (4-2/2nd)**  
Arizona 8, Penn State 1  
Arizona 4, Florida State 3  
Arizona 6, Missouri 4  
Arizona 10, Texas 8  
USC 6, Arizona 4  
USC 5, Arizona 2

## 1966 (3-2)

### District 7 (2-0)

Arizona 3, Idaho 2  
Arizona 8, Idaho 3  
**College World Series (1-2/t-5th)**  
Texas 5, Arizona 1  
Arizona 8, Northeastern 1  
USC 8, Arizona 4

## 1970 (2-3)

### District 7 (2-1)

Arizona 4, Denver 2  
Denver 9, Arizona 7  
Arizona 9, Denver 8  
**College World Series (0-2/t-7th)**  
Florida State 4, Arizona 0  
Iowa State 7, Arizona 1

## 1974 (0-2)

### District 7 (0-2)

Northern Colorado 6, Arizona 5  
Northern Colorado 6, Arizona 2

## 1975 (0-2)

### West Regional (0-2/4th)

Pepperdine 4, Arizona 3  
USC 1, Arizona 0

## 1976 (8-1)

### Midwest Regional (3-0/1st)

Arizona 5, Pan America 0  
Arizona 10, Missouri 1  
Arizona 8, Texas A&M 2  
**College World Series (5-1/1st)**  
Arizona State 7, Arizona 6  
Arizona 10, Oklahoma 2  
Arizona 10, Clemson 6  
Arizona 11, Eastern Michigan 6  
Arizona 5, Arizona State 1  
Arizona 7, Eastern Michigan 1

## 1978 (2-2)

### West Regional (2-2/2nd)

USC 3, Arizona 2  
Arizona 13, Santa Clara 5  
Arizona 7, Cal State Fullerton 3  
USC 2, Arizona 1

## 1979 (4-2)

### Midwest Regional (3-0/1st)

Arizona 8, Oklahoma 1  
Arizona 10, Hawaii 2  
Arizona 5, Hawaii 3  
**College World Series (1-2/t-5th)**  
Arizona 5, Miami (Fla.) 1  
Arkansas 10, Arizona 3  
Cal State Fullerton 16, Arizona 3

## 1980 (8-1)

### West Regional (3-0/1st)

Arizona 5, Fresno State 1  
Arizona 13, Gonzaga 9  
Arizona 8, Gonzaga 5  
**College World Series (5-1/1st)**  
St. John's 6, Arizona 1  
Arizona 5, Florida State 3  
Arizona 8, Michigan 0  
Arizona 6, Hawaii 4  
Arizona 11, California 10  
Arizona 5, Hawaii 3

## 1985 (3-2)

### West II Regional (3-0/1st)

Arizona 7, Brigham Young 3  
Arizona 6, Fresno State 0  
Arizona 10, Fresno State 3  
**College World Series (0-2/t-7th)**  
Texas 2, Arizona 1  
Stanford 9, Arizona 2

## 1986 (8-1)

### Central Regional (4-0/1st)

Arizona 26, San Diego State 5  
Arizona 9, Texas 3  
Arizona 10, Pepperdine 6  
Arizona 5, Pepperdine 3  
**College World Series (4-1/1st)**  
Arizona 8, Maine 7  
Arizona 7, Loyola Marymount 5  
Arizona 9, Florida State 5  
Miami (Fla.) 4, Arizona 2  
Arizona 10, Florida State 2

## 1987 (0-2)

### West II Regional (0-2/t-5th)

Pepperdine 7, Arizona 3  
Hawaii 6, Arizona 3

## 1989 (3-2)

### West I Regional (3-2/2nd)

Arizona 12, Eastern Kentucky 6  
Arizona 17, Hawaii 3  
Long Beach State 10, Arizona 6  
Arizona 13, Loyola Marymount 4  
Long Beach State 10, Arizona 3

## 1992 (0-2)

### West Regional (0-2/t-5th)

Washington 6, Arizona 5  
Hawaii 10, Arizona 3

## 1993 (3-2)

### Midwest Regional (3-2/2nd)

Auburn 9, Arizona 1  
Arizona 5, N. C. State 2  
Arizona 18, Fordham 7  
Arizona 4, Oklahoma State 0  
Oklahoma State 11, Arizona 10

## 1999 (0-2)

### Waco Regional (0-2/4th)

Minnesota 4, Arizona 3  
Eastern Illinois 13, Arizona 4

## 2003 (0-2)

### Fullerton Regional (0-2/4th)

Notre Dame 13, Arizona 5  
San Diego 5, Arizona 2

## 2004 (6-3)

### South Bend Regional (3-0/1st)

Arizona 7, UC Irvine 3  
Arizona 7, Kent State 4  
Arizona 7, Notre Dame 6  
**Long Beach Super Regional (2-1)**  
Arizona 6, Long Beach State 5  
Long Beach State 9, Arizona 4  
Arizona 4, Long Beach State 3  
**College World Series (1-2/t-5th)**  
Georgia 8, Arizona 7  
Arizona 7, Arkansas 2  
Georgia 3, Arizona 1

## 2005 (2-2)

### Fullerton Regional (2-2/2nd)

Arizona 5, Missouri 3  
Arizona 6, Cal State Fullerton 5  
Cal State Fullerton 7, Arizona 2  
Cal State Fullerton 6, Arizona 3

## 2007 (2-2)

### Wichita Regional (2-2/2nd)

Arizona 4, Oral Roberts 3  
Arizona 9, New Orleans 8  
Wichita State 4, Arizona 3  
Wichita State 3, Arizona 0

## 2008 (4-2)

### Ann Arbor Regional (3-0, 1st)

Arizona 13, Eastern Michigan 7  
Arizona 4, Michigan 3  
Arizona 5, Kentucky 3  
**Coral Gables Super Regional (1-2)**  
Arizona 6, Miami 3  
Miami 14, Arizona 10  
Miami 4, Arizona 2

## 2010 (1-2)

### Fort Worth Regional (1-2, 3rd)

Arizona 10, Baylor 9  
TCU 11, Arizona 5  
Baylor 4, Arizona 2

## 2011 (3-2)

### College Station Regional (3-2, 2nd)

Seton Hall 4, Arizona 0  
Arizona 13, Wright State 0  
Arizona 6, Seton Hall 0  
Arizona 7, Texas A&M 4  
Texas A&M 3, Arizona 0

## 2012 (10-0)

### Tucson Regional (3-0, 1st)

Arizona 15, Missouri 3  
Arizona 16, Louisville 4  
Arizona 16, Louisville 3  
**Tucson Super Regional (2-0)**  
Arizona 7, St. John's 6  
Arizona 7, St. John's 4  
**College World Series (5-0, 1st)**  
Arizona 4, Florida State 3  
Arizona 4, UCLA 0  
Arizona 10, Florida State 3  
Arizona 5, South Carolina 1  
Arizona 4, South Carolina 1

## 2016 (11-4)

### Lafayette Regional (4-1, 1st)

Arizona 7, Sam Houston State 3  
Louisiana 10, Arizona 3  
Arizona 6, Sam Houston State 5  
Arizona 6, Louisiana 1  
Arizona 3, Louisiana 1  
**Starkville Super Regional (2-0)**  
Arizona 1, Mississippi State 0  
Arizona 6, Mississippi State 5 (11)  
**College World Series (5-3, 2nd)**  
Arizona 5, Miami (Fla.) 1  
Oklahoma State 1, Arizona 0  
Arizona 3, UCSB 0  
Arizona 9, Oklahoma State 3  
Arizona 5, Oklahoma State 1  
Arizona 3, Coastal Carolina 0  
Coastal Carolina 5, Arizona 4  
Coastal Carolina 4, Arizona 3

## 2017 (1-2)

### Lubbock Regional (1-2, 3rd)

Sam Houston State 5, Arizona 4  
Arizona 6, Delaware 5 (12)  
Sam Houston State 9

# HI CORBETT FIELD



# HI CORBETT FIELD



Beginning in 2012, Hi Corbett Field became the new home of Arizona baseball. Located approximately two miles southeast of the University of Arizona campus, Hi Corbett Field is the former Spring Training home of the Colorado Rockies and offers Major League-caliber amenities to the UA baseball program.

The historic ballpark has a capacity of 9,500 and includes spacious concourses, hundreds of box seats, and large grandstands behind home plate and down each base line complete with chair-back seating to create one of the best gameday environments for fans in the nation. Down each foul line are additional oversized grandstands with bleacher seats, and down the right field foul line is a large grass lawn with shade trees.

The stadium has an abundance of amenities for visitors, including large concessions stands and restrooms. The venue is handicapped accessible and includes nearly 1,000 parking spaces in the surrounding areas. A roof extends from atop the press box and provides shade on sunny days to the seats behind home plate.

## HI CORBETT HISTORY


Hi Corbett Field sits in the heart of mid-town Tucson and is nestled inside Gene C. Reid Park. Over the left field fence is the Reid Park Zoo and to the east behind the third-base grandstands are the greens to the second hole at Randolph North Golf Course and the fourth hole at Dell Urich Golf Course - yes, two 18-hole municipal courses. Surrounding views include the Santa Catalina Mountains to the north, the Rincon Mountains to the east, the Santa Rita Mountains to the south and the Tucson Mountains to the west.

Tucson's most centrally-located park, walking and biking paths, a lake, picnic areas and ball fields complete the spacious confines of Reid Park. Other nearby attractions includes Randolph Recreation Center, the El Con Mall, shopping centers, and dining establishments.

Hi Corbett Field was built in 1927 and originally named Randolph Municipal Baseball Park. The initial home teams in the early years included the Tucson Waddies and the Tucson Cowboys of the Arizona State League. In 1931, the Tucson Missions played in the Arizona-Texas League and the Tucson Lizards were the name in 1932. From 1933-1958 the Tucson Cowboys occupied the ballpark.

## QUICK FACTS

- **Opened:** 1927 (as Randolph Municipal Ballpark)
  - **Renovated:** 1972, 1992, 1997, 1999, 2012
- **Capacity:** 9,500
- **Tenants:**
  - Colorado Rockies, Spring Training (1993-2010)
  - Cleveland Indians, Spring Training (1947-1992)
  - Tucson Toros, PCL/GBL (1969-97, 2009-10)
  - Arizona Heat, NPF (2004-07)
  - Tucson Cowboys, A-TL/SIL (1937-1958)
  - USA Baseball, Headquarters (1997-2003)
  - Tucson Javelinas, AFL (1993-94)
  - Tucson Lizards, A-TL (1932)
  - Arizona Wildcats, NCAA (2012-current)
- **Dimensions:**



In 1946, the Cleveland Indians moved their spring training operations to Tucson. Hiram Steven Corbett, a long-time Arizona state senator and president of the Tucson Baseball Commission, played a key role in luring the Indians. Corbett worked with Bill Veeck, then owner of the Indians, to make the deal happen.

In the Cactus League's inaugural opener on March 8, 1946, Bob Lemon got the win as the Indians defeated the Giants 3-1. In 1951, the City of Tucson renamed the ballpark in honor of Corbett and it has since been known simply as Hi Corbett Field.

For 46 years, it was the home of Indians for spring training. In 1992, the Indians announced they were moving their spring training location to Florida. The Colorado Rockies, a new expansion franchise, immediately moved into the facility in the spring of 1993. The club remained through 2010.

The ballpark was the home of the Tucson Toros, a Class-AAA affiliate, from 1969-1997. But when the Arizona Diamondbacks and Chicago White Sox opened the Kino Sports Complex as a spring training site, the Tucson Toros permanently moved to the new park and became known as the Tucson Sidewinders. Thereafter, USA baseball, the Arizona Heat of National Pro Fastpitch and the Golden Baseball League's Tucson Toros have been headquartered at Hi Corbett.

On Aug. 10, 2011, the University of Arizona Department of Intercollegiate Athletics announced that the baseball program was moving its operation permanently to Hi Corbett Field. The move became official months later when a lease agreement was signed by the school and the City of Tucson.

The school has a long and storied history of playing games at Hi Corbett Field, though most games date back to the 1940's, 50's, 60's and early 70's. The Wildcats often played double-headers where the afternoon contest was played on campus at UA Field (now current location of main library) and the nightcap was hosted under the lights at Hi Corbett Field. Arizona's rivalry games with Arizona State were also frequently played off-campus in the evenings, as were the NCAA District Playoffs.

The first-ever collegiate night game played in Tucson was on April 26, 1940 when Arizona hosted New Mexico. The Wildcats won, 8-0, but the night was highlighted by hurler Ken Heist who struck out 21 batsmen in his final collegiate game. At the time it was believed to be a school record and remains the top mark in program history to this day.

In 1967, the Arizona baseball program proudly opened Wildcat Field and added lights to the facility during the 1975 season. With a lighted ballpark on campus, the need to play games at Hi Corbett faded away. The on-campus venue was renamed Frank Sancet Stadium in 1986 and later to Jerry Kindall Field at Frank Sancet Stadium in 2003. The ballpark hosted 1,604 games from 1967-2011, with the Wildcats winning 1,114 games against 486 losses and four ties.


## HOME CLUBHOUSE



## HOME BULLPEN



## TERRY FRANCONA HITTING CENTER



**NOTES**

2021  
WILDCATS

2020  
REVIEW

PAC-12  
OPPONENTS

HISTORY &  
RECORDS

HI CORBETT  
FIELD



# ARIZONA BASEBALL™



## 2021 Schedule

Day	Date	Opponent	Location	Time (MST)	Coverage
Friday	Feb. 19	BALL STATE	Tucson, Ariz.	6:00 PM	Arizona Live Stream
Saturday	Feb. 20	BALL STATE	Tucson, Ariz.	6:00 PM	Arizona Live Stream
Sunday	Feb. 21	BALL STATE	Tucson, Ariz.	1:00 PM	Arizona Live Stream
Monday	Feb. 22	BALL STATE	Tucson, Ariz.	10:00 AM	Arizona Live Stream
Thursday	Feb. 25	SE LOUISIANA	Tucson, Ariz.	6:00 PM	Arizona Live Stream
Friday	Feb. 26	SE LOUISIANA	Tucson, Ariz.	6:00 PM	Arizona Live Stream
Saturday	Feb. 27	SE LOUISIANA	Tucson, Ariz.	1:00 PM	Arizona Live Stream
Sunday	Feb. 28	SE LOUISIANA	Tucson, Ariz.	10:00 AM	Arizona Live Stream
Thursday	March 4	@ Oklahoma <sup>1</sup>	Frisco, Texas	1:00 PM	FloSports
Friday	March 5	vs. Oklahoma <sup>1</sup>	Frisco, Texas	11:00 AM	FloSports
Saturday	March 6	vs. Dallas Baptist <sup>1</sup>	Frisco, Texas	12:00 PM	FloSports
Sunday	March 7	@ Missouri <sup>1</sup>	Frisco, Texas	11:00 AM	FloSports
Thursday	March 11	WICHITA STATE	Tucson, Ariz.	6:00 PM	Arizona Live Stream
Friday	March 12	WICHITA STATE	Tucson, Ariz.	6:00 PM	Arizona Live Stream
Saturday	March 13	WICHITA STATE	Tucson, Ariz.	1:00 PM	Arizona Live Stream
Sunday	March 14	WICHITA STATE	Tucson, Ariz.	9:00 AM	Arizona Live Stream
Friday	March 19	@ UCLA*	Los Angeles, Calif.	6:00 PM	
Saturday	March 20	@ UCLA*	Los Angeles, Calif.	2:00 PM	
Sunday	March 21	@ UCLA*	Los Angeles, Calif.	1:00 PM	
Monday	March 22	@ Loyola Marymount	Los Angeles, Calif.	1:00 PM	
Friday	March 26	OREGON*	Tucson, Ariz.	6:00 PM	
Saturday	March 27	OREGON*	Tucson, Ariz.	6:00 PM	
Sunday	March 28	OREGON*	Tucson, Ariz.	TBA	
Thursday	April 1	@ Arizona State*	Phoenix, Ariz.	6:35 PM	
Friday	April 2	@ Arizona State*	Phoenix, Ariz.	6:35 PM	
Saturday	April 3	@ Arizona State*	Phoenix, Ariz.	2:05 PM	
Tuesday	April 6	ARIZONA STATE	Tucson, Ariz.	6:00 PM	
Friday	April 9	CALIFORNIA*	Tucson, Ariz.	6:00 PM	
Saturday	April 10	CALIFORNIA*	Tucson, Ariz.	6:00 PM	
Sunday	April 11	CALIFORNIA*	Tucson, Ariz.	TBA	
Tuesday	April 13	@ Grand Canyon	Phoenix, Ariz.	6:00 PM	
Friday	April 16	@ Washington State*	Pullman, Wash.	3:05 PM	
Saturday	April 17	@ Washington State*	Pullman, Wash.	2:05 PM	
Sunday	April 18	@ Washington State*	Pullman, Wash.	12:05 PM	
Tuesday	April 20	NEW MEXICO STATE	Tucson, Ariz.	6:00 PM	
Friday	April 23	USC*	Tucson, Ariz.	6:00 PM	
Saturday	April 24	USC*	Tucson, Ariz.	6:00 PM	
Sunday	April 25	USC*	Tucson, Ariz.	TBA	
Friday	April 30	UTAH*	Tucson, Ariz.	6:00 PM	
Saturday	May 1	UTAH*	Tucson, Ariz.	6:00 PM	
Sunday	May 2	UTAH*	Tucson, Ariz.	TBA	
Tuesday	May 4	GRAND CANYON	Tucson, Ariz.	6:00 PM	
Friday	May 7	@ Stanford*	Stanford, Calif.	6:00 PM	
Saturday	May 8	@ Stanford*	Stanford, Calif.	2:00 PM	
Sunday	May 9	@ Stanford*	Stanford, Calif.	1:00 PM	
Monday	May 10	@ Santa Clara	Santa Clara, Calif.	1:00 PM	
Friday	May 14	WASHINGTON*	Tucson, Ariz.	6:00 PM	
Saturday	May 15	WASHINGTON*	Tucson, Ariz.	6:00 PM	
Sunday	May 16	WASHINGTON*	Tucson, Ariz.	TBA	
Tuesday	May 18	NEW MEXICO STATE	Tucson, Ariz.	6:00 PM	
Friday	May 21	@ Oregon State*	Corvallis, Ore.	5:35 PM	
Saturday	May 22	@ Oregon State*	Corvallis, Ore.	1:35 PM	
Sunday	May 23	@ Oregon State*	Corvallis, Ore.	1:05 PM	
Thursday	May 27	DIXIE STATE	Tucson, Ariz.	6:00 PM	
Friday	May 28	DIXIE STATE	Tucson, Ariz.	6:00 PM	
Saturday	May 29	DIXIE STATE	Tucson, Ariz.	6:00 PM	
Fri-Mon	June 4-7	NCAA Regionals	TBA	-	
Fri-Mon	June 11-14	NCAA Super Regionals	TBA	-	
Sat-Wed	June 19-30	NCAA College World Series	Omaha, Neb.	-	

All times are MST and subject to change | Home games are played at Hi Corbett Field  
 \* Pac-12 Conference game | <sup>1</sup> Friso College Baseball Classic