

#OURHOUSES



ARIZONA FOOTBALL

2016 MEDIA GUIDE

#Forever65



Arizona Athletics Communication Services

Director	Jeremy Sharpe
Primary Football	Blair Willis, Associate Director O: (520) 621-0914 C: (520) 419-2979 E: bmw23@arizona.edu
Secondary Football	Daniel Berk, Assistant Director O: (520) 621-1814 C: (314) 363-5842
Associate Director	Matt Ensor (MBB/MGolf)
Assistant Director	Adam Gonzales (WBB, MTN, WTN)
Assistant	Danny Martinez (VB, S&D, SB, SVB)
Office Phone	(520) 621-4163
Office Fax	(520) 621-2681
Arizona Stadium Press Box	(520) 621-9393
Mailing Address	McKale Center, Room 106 University of Arizona 1 National Championship Dr. Tucson AZ 85721-0096

University Quick Facts

The University of Arizona	Tucson, Ariz. 85721
President	Ann Weaver Hart
Director of Athletics	Greg Byrne
Faculty Representative	Jory Hancock
Enrollment	43,088
Colors	Cardinal and Navy
Athletic Ticket Office	520-621-2287
Athletics Web Site	ArizonaWildcats.com
University Web Site	Arizona.edu

2016 Arizona Football Quick Facts

Head Coach	Rich Rodriguez (5th year, 33-20)
First Year of Football	1899
All-Time Record	598-443-33
All-Time Pac-12 Record	148-156-6
Bowl Appearances	20 (9-10-1)
Stadium	Arizona Stadium (55,675)
Press Box Phone	520-621-9393

2016 Schedule

Date	Opponent	Time (TV)
Sept. 3	vs. BYU &	7:30 p.m. (FS1)
Sept. 10	Grambling State	7:45 p.m. (P12N)
Sept. 17	Hawai'i	7:45 p.m. (P12N)
Sept. 24	Washington	TBA
Oct. 1	at UCLA	TBA
Oct. 8	at Utah	TBA
Oct. 15	USC %	TBA
Oct. 29	Stanford #	TBA
Nov. 5	at Washington State	TBA
Nov. 12	Colorado	TBA
Nov. 19	at Oregon State	TBA
Nov. 25	Arizona State	7:30 p.m. (ESPN)
Dec. 2	Pac-12 Championship ^	7 p.m. (FOX)

All times local to site.

Games with time/TV listed as TBA are subject to 12 or 6-day selections by the Pac-12 Conference television partners throughout the season.

& Cactus Kickoff (Glendale, Ariz.) % Family Weekend
Homecoming ^ Santa Clara, Calif.

Contents

Season Outlook	3-4
Meet the Wildcats (TV roster)	5-9
Rosters (alpha and numerical)	10-12
Pronunciations	12
Head Coach Rich Rodriguez	13-14
Assistant Coaches/Support Staff	14-23
Returning Contributor Profiles	24-34
2015 Review (stats, recaps)	35-53
Pac-12 Conference	54-55
Pac-12 Composite Schedule/2016-17 Bowls	56-59
Arizona in the Pros/NFL Draft	60-62
All-Americans/Players of the Year/Award Winners/Honorees	63-69
Letterwinners	70-75
School Records (career, season, single game)	76-93
Bowl History/Recaps	94-96
Arizona Stadium/History/Attendance	97
Series History/All-Time Record vs. Opponents	98-101
Coaching History	101-103
Year-by-Year Results	104-110

Media Policies and Procedures**Media Information**

Blair Willis and Daniel Berk of Arizona Athletics Communication Services will assist media members throughout the season in their coverage of Arizona Football including issuing a weekly news release, daily news items, home game statistical packages, administering news conferences, practice and press box operations, credentialing and road-game access, among other services. Any questions about media policies should be directed to Blair Willis via email at bmw23@arizona.edu or (520) 621-0914.

Practice

Coverage of football practice stipulates consent with restrictions on reporting formations, strategies, special personnel shifts or injuries without prior questions directed to and answered by head coach Rich Rodriguez. Before covering a practice, please contact Blair Willis or Daniel Berk of the Arizona Athletics Communication Services staff. Preseason camp and regular season media policies will be outlined in a media advisory prior to start dates. A weekly injury report is released on Thursday during the season, otherwise injuries are likely to not be addressed by the head coach. No injury questions should be directed to players at any time.

Credentials

Credentials will be issued to professional members of media outlets that regularly cover Arizona Athletics and to regional, national or visiting professional journalists. Internet entities may or may not qualify for credentials and will be considered on a case-by-case basis. All credential requests may be submitted at www.arizonawildcats.com/FBCredentials. Game-specific credential requests must be received no later than 48 hours prior to a contest. Parking and press seating may be limited for certain games. All questions concerning credentials should be directed to Blair Willis at bmw23@arizona.edu or 520-621-0914.

Usage

Usage of imagery, audio and video taken at Arizona Athletics events is restricted to editorial purposes; these guidelines are covered in materials issued to reporters, editors and photographers upon receipt of credentials and/or access. They include guidelines on live Internet reporting, notably live description of statistical and/or play-by-play and uses of visual imagery, rules strengthened for televised games.

This material was prepared to assist writers and broadcasters in coverage of Arizona Football during the 2016 season. Photography by Arizona Athletics. Front and back cover design by Mike Lowery. The University of Arizona is an Equal Opportunity institution committed to a policy of affirmative action. Compiled by Blair Willis of the Arizona Athletics Communication Services office.

Arizona On Air

The Arizona IMG Sports Network, with Cumulus Broadcasting Company, uses KCUB 1290AM in Tucson as the flagship station for originating radio broadcasts, augmented by KCUB's 100,000-watt sister FM station, KHYT 107.5FM, in Southern Arizona.

Broadcasts of Arizona football games are led by Director of Broadcasting Brian Jeffries. The veteran play-by-play announcer has served as the voice of the Wildcats for football, basketball and baseball since Arizona's 1986 Aloha Bowl football appearance.

Since 2004, Jeffries has been joined by color analyst Lamont Lovett, a former UA running back. Dana Cooper rounds out the broadcast team as the sideline reporter, while Rob Joyce provides live scoreboard updates and highlights from other games around the country.

Additionally, IMG produces Spanish-language radio broadcasts for select football, men's basketball and women's basketball games. The Spanish broadcasts are available online at www.arizonawildcats.com

In addition to the game broadcasts, the Arizona IMG Sports Network produces a weekly radio show with Rich Rodriguez. Fans are invited to view the show in person Tuesday nights at 7 p.m. at Union Public House located in St. Philip's Plaza at River and Campbell.

Arizona IMG Sports Network Affiliates

KCUB 1290 AM	Tucson
KHYT 107.5 FM	Tucson
KGME 910 AM	Phoenix
KDAP 96.5 FM	Douglas
KWRQ 102.3 FM	Safford/Thatcher
KVWM 970 AM	Show Low
KAZM 780 AM	Sedona

Games can also be heard on ArizonaWildcats.com and select games are available on Sirius XM radio. Wildcat broadcasts are also available through the TuneIn radio app.

Arizona Football Media

Arizona Daily Star	(520) 573-4145/azstarnet.com Ryan Finley, sports editor, rfinley@tucson.com Michael Lev, football beat, mlev@tucson.com Greg Hansen, columnist, ghansen@tucson.com Jon Gold, Pac-12 football beat, jgold@tucson.com
Arizona Daily Wildcat	(520) 621-7581/wildcat.arizona.edu sports@wildcat.arizona.edu
Associated Press, Phoenix	(602) 258-8934 Bob Baum, rbaum@ap.org John Marshall, jmarshall@ap.org
Arizona Republic, Phoenix	(602) 444-8222/azcentral.com Doug Haller, football beat, doug.haller@arizonarepublic.com
KGUN-TV, Tucson	(520) 290-7730/kgun9.com Jason Barr, Sports Director
KOLD-TV, Tucson	(520) 744-6397/kold.com Damien Alameda, Sports Director
KVOA-TV, Tucson	(520) 884-4641/kvoa.com Paul Cicala, Sports Director
FOX Sports Arizona	(602) 257-9500/foxsportsarizona.com

Football Coaches/Staff Directory

Rich Rodriguez	Head Coach, Fifth Year (33-20)
Calvin Magee	Assoc. Head Coach/Co-Offensive Coordinator/ Running Backs, Fifth Year
Rod Smith	Co-Offensive Coordinator/Quarterbacks, Fifth Year
Marcel Yates	Defensive Coordinator/Linebackers, First Year
Jahmile Addae	Asst. Coach/Safeties, First Year
Vincent Amey	Asst. Coach/Defensive Line, First Year
Tony Dews	Asst. Coach/Receivers, Fourth Year
Jim Michalczik	Asst. Coach/Offensive Line, Fourth Year
Charlie Ragle	Asst. Coach/Tight Ends, Fourth Year
Donte Williams	Asst. Coach/Cornerbacks, First Year
Kylan Butler	Offensive Graduate Assistant, Third Year
Kyle Quinn	Offensive Graduate Assistant, Second Year
Hank Hobson	Defensive Graduate Assistant, Second Year
Davy Gnodle	Defensive Graduate Assistant, First Year
Mike DiAngelo	Football Analyst, First Year
Mike Parrish	Asst. A.D./Football, Fifth Year
Matt Dudek	General Manager/Director of Player Personnel, Fifth Year
Billy Kirelawich	Director of Operations, Fifth Year
Chris Singletary	Director of Recruiting, First Year
Miguel Reveles	Director of Junior College Relations, Fourth Year
Dusty Rutledge	Director of High School Relations, Second Year
Chris Allen	Assoc. A.D./Director of Strength and Conditioning, Fifth Year
Parker Whiteman	Director of Skill Development, Fifth Year
Brett Gerch	Asst. Strength and Conditioning Coach, Third Year
Matthew Barber	Asst. Strength and Conditioning Coach, First Year
Bryan Klobucar	Asst. Strength and Conditioning Coach, First Year
Wendell Neal	Assoc. A.D./Equipment Operations
Michael Barnett	Equipment Operations
Tom Boesel	Equipment Operations
Tim Cummins	Video Coordinator
Brian Riden	Asst. Video Coordinator
Melissa Wilhelmsen	Administrative Associate to Rodriguez
Ana Verdin	Administrative Associate for Recruiting
Krisanne Ryther	Administrative Associate for Operations
Jessica Ferro	Graphic Designer
Randy Cohen	Assoc. AD/C.A.T.S. Medical Services
Jenny Wyly	Assoc. Athletic Trainer/Physical Therapist
Lanny Bradford	Assoc. Athletic Trainer
Kent Bultemeier	Asst. Athletic Trainer
Eric Capell	Athletic Trainer
Tony Hill	Athletic Trainer
Andy Salgado	C.A.T.S. Senior Academic Counselor (Offense)
Brittney Crawford	C.A.T.S. Academic Counselor (Defense)
Marisol Quiroz	C.A.T.S. Asst. Director/Learning Specialist
Blair Willis	Assoc. Director Communication Services
Daniel Berk	Asst. Director Communication Services

2016 Season Outlook



In the mind of fifth-year Arizona coach Rich Rodriguez, football rules favor the offensive side of the ball.

The reasoning is simple: the offense knows where it is going and when. Meanwhile, the defense can counter by moving all 11 of its players prior to the snap of the ball.

Rodriguez is giving his defensive unit one more advantage to even things up in 2016: an entirely new coaching staff and, potentially, a brand new scheme to catch opponents off guard.

After winning the New Mexico Bowl, which was the program's fourth-consecutive bowl trip for the first time in school history, Rodriguez was not satisfied with a 7-6 finish. He evaluated every aspect of the program from the top on down. His conclusion was changes needed to be made.

The most significant change Rodriguez desired was a greater energy in the program. Not just from coaches or players, but everyone involved in the organization. He felt a better, more fun, more positive energy was needed to recruit at a higher level.

The more public change came in January when he made the difficult decision to part ways with longtime friend and defensive coordinator Jeff Casteel. Also departing would be loyal staff members Bill Kirelawich, David Lockwood and Matt Caponi, who all helped the Wildcats win 33 games in the first four seasons of the Rodriguez era – the most in a four-year span ever at Arizona.

Rodriguez filled the coaching vacancies with a mix of familiar and unfamiliar faces. A careful search for the right fit at defensive coordinator did not center on scheme, but rather personality. That led him to Boise State defensive coordinator Marcel Yates, who also spent time at Texas A&M just a few seasons ago.

Shifting into new roles within the program were Jahmile Addae, a veteran football analyst with the Wildcats who worked closely with Lockwood, and Vince Amey, also an analyst and right-hand man to Kirelawich in 2015. The defensive staff was rounded out with Donte Williams, noted as a strong recruiter and defensive backs coach, who arrived from San Jose State.

With the staff in place on both sides of the ball, Rodriguez charged his assistants with emphasizing fundamentals in all aspects of the game as a key focus during spring practices. The spring schedule itself was moved up a month to early February, allowing the changes to quickly settle in and for players to get comfortable.

The earlier practice schedule then allowed the coaching staff to shift attention from practice scripts to recruiting plans, getting organized early and hitting the trail hard when evaluation periods opened up. From that standpoint, Arizona's early recruiting efforts have never been more successful.

Now as the season nears, the focus squarely shifts to preparations for a challenging schedule, which begins with a neutral site Cactus Kickoff against BYU. Because Rodriguez and his defensive staff remained mum on scheme throughout the spring and summer, that Sept. 3 showdown will likely be the first unveiling of Arizona's new-look defense. If it's anything new at all.

From that point forward, opponents will have a better idea of what to expect defensively from

the Wildcats. But don't expect the Wildcats to look the same defensively each time out – they'll seek to keep teams off balance the way Rodriguez's offense typically has.

And as far as offense goes, that's where Rodriguez has always used the advantages to his benefit. Expect more of the same in 2016.

OFFENSE

Arizona has been one of the Pac-12's most explosive offensive teams in recent years, and the parts are in place for another strong season on that side of the ball.

Much has been made about the quarterback battle throughout the spring and preseason camp. The incumbent is Anu Solomon, a two-year starter that showed improvement but was hampered by injuries during his sophomore season. The challenger is sophomore Brandon Dawkins, who was forced into action against Arizona State last season, flashing signs of his talents as a runner and thrower.

Rodriguez has remained stubborn all offseason, insisting it's a true competition. Indeed, reps have been split all the way through training camp and it is clear the Wildcats are in the best shape at the position since Rodriguez and quarterbacks coach Rod Smith arrived in 2012. Mix in the talents of true freshman Khalil Tate, who was enrolled for spring practice, and there are three viable options for the year.

The backfield will round out with a strong corps of rushers. Junior Nick Wilson looks refreshed following an injury-riddled campaign a year ago. He will be joined by sophomore Orlando Bradford, who had impressive moments in his true freshman season. Also competing for playing time are junior Zach Green and redshirt freshmen Brandon Leon, while true freshman J.J. Taylor will likely see playing time early as well.

From an experience standpoint, Arizona may not be as deep at the receiver positions. Still, veterans Samajie Grant and Nate Phillips are proven playmakers, and Trey Griffey is poised for a breakout senior season.

That trio figures to be likely starters if they remain healthy. The fourth and fifth wideout spots may be more up for grabs. Cam Denson fully converted from cornerback, where he played for two seasons, to receiver in the spring. Shun Brown and Tyrell Johnson have limited game experience, while Tony Ellison and Abraham Mendivil could earn more playing time as well.

Redshirt freshman Cedric Peterson and junior college transfer Shawn Poindexter are two unfamiliar faces in the rotation to keep an eye on. True freshman Devaughn Cooper earned increased reps throughout the preseason and is another player that will vie for playing time.

An overlooked position in the offense is tight end, and the Wildcats use it more than you might expect. A year ago, it mostly provided an extra number in the running game, and that will continue to be the case. But don't be surprised if it's more involved in the passing game, too.

Senior Josh Kern is the returning starter, but sophomore Trevor Wood looks fully recovered after missing all of the 2015 season with an injury. Matt Morin, a backup as a junior, gives the Wildcats a true third option at the position, and he may handle place-kicking holding duties as well. Freshman Jamie Nunley is undersized, but is a talented player that has impressed coaches early in his career.



2016 Arizona Football Media Guide

While not a tight end, sophomore Jamardre Cobb will surely be used in the running game as well. A converted linebacker who played fullback a season ago, Cobb again made the switch to offense this fall after working with the defense in the spring.

Up front, the Wildcats feel like they have the potential for a strong unit despite the tragic death of senior Zach Hemmila, who passed away in his sleep just a few days into training camp. Hemmila was as well-liked as any player on the team and he was in the mix to earn the starting center spot.

Coaches feel good with tackles Layth Friekh and Gerhard de Beer, who each gained starting experience last season. Right guard Jacob Alsadek has been a two-year mainstay, and Freddie Tagaloa appears to have shaken off injuries from his junior season to compete for the starting position at left guard.

The competition at center includes redshirt freshman Nathan Eldridge and sophomore Levi Walton. Others will cross-train at the position as well, including Christian Boettcher and true freshman Michael Eletise, arguably the most-heralded incoming recruit. Redshirt freshmen Cody Creason and Alex Kosinski will also provide depth across the line.

DEFENSE

Scheme, scheme, scheme.

Chatter in the offseason focused on what base defense the Wildcats will implement with a new defensive staff. The 3-3-5 understood from previous years was a focal point for criticism, and many outside the program have visions of a 3-4 or 4-2-5 leading to radical improvement.

While Rodriguez hopes for significant improvement, his plan never centered on scheme. Instead, he envisions an attitude that his defense will be known for in the coming years.

Personnel-wise, Arizona lacks known playmakers outside the program. That no-name perception may be a good thing as competition has been open across the board since the new staff took the reins in the spring.

The defensive front includes senior Sani Fuimaono, who is expected to move from nose guard to a tackle position. Fuimaono has as much experience as any player on the defensive side of the ball. Parker Zellers, perhaps as undersized of a nose guard as there is in the country, impressed coaches immediately in the spring and continued to do so in camp. Luca Bruno returns from his first year as a starter at another tackle spot, while Justin Belknap has been impressive at end as a redshirt freshman.

Depth is somewhat limited, but Calvin Allen and Jack Banda have experience as backups. Aiulua Fanene, who has bounced around between offense and defense throughout his career, has settled in at nose guard giving the Wildcats some needed size. Darrell Cloy Jr. flipped from tight end to defensive line in the spring, while Marcus Griffin rounds out the known depth up front.

At linebacker, DeAndre' Miller and Paul Magloire Jr. provide some flexibility. Miller is a rangy player than can serve as a pass-rusher off the edge, while Magloire is a former safety that has developed into a linebacker. Cody Ippolito, a proven run-stopper, returns after missing the 2015 season with a knee injury, and the Wildcats hope Jake Matthews is fully recovered from a foot injury that cut short his sophomore season last November.

Arizona welcomes graduate transfer Michael Barton to the program, following a productive career at California. His experience is valuable to a position of need. John Kenny, a contributor at fullback two years ago for Iowa, is now eligible after sitting out the 2015 season. He will battle for playing time as with Carrington Vaughn, RJ Morgan and Brandon Rutt.

The Wildcats also have several other redshirt or walk-on players to add some depth at linebacker, plus Kahi Neves, a true freshman that was enrolled for the spring.

The secondary is thin on experience, but if it stays healthy could be a significantly improved unit. The potential starting group has some length to it, and if it plays with the aggressive, attacking mentality preached in practice, could make plays.

Cornerbacks include returning starter DaVonte' Neal and Dane Cruikshank, a bigger corner that redshirted last season after transferring in from junior college. Senior Devin Holiday has gained experience over the years, while Jace Whittaker earned some starting experience as a freshman. Freshman Antonio Parks was on campus throughout spring drills, and true freshman Lorenzo Burns saw reps with the top units in fall camp. Sophomore Sammy Morrison, a two-game starter a year ago, missed much of the fall camp with an injury, but has experience.


Tellas Jones returns as the one constant starter in the secondary, but he's joined by Demetrius-Flannigan Fowles, who saw action as a true freshman last season. Former starting corner Jarvis McCall transitioned to safety in spring drills and looks comfortable in his new role. Coaches are excited about the potential of Anthony Mariscal, who playing sparingly last season, as well as true freshman Isaiah Hayes, who graduated early and participated in spring practice. True freshman Chacho Ulloa has the potential to play early as well. Carter Hehr was a steady contributor last season, while Kwesi Mashack and Devon Brewer return after seeing mostly special teams action in 2015.

SPECIAL TEAMS

Arizona's least-experience units are on special teams, where reliable kicker Casey Skowron and All-Conference punter Drew Riggleman must be replaced.

The challengers at place kicker include sophomore Josh Pollack and transfer Edgar Gastellum. Pollack may be a bit more polished in place kicker, but Gastellum has a strong leg and could very well handle kickoff duties.

Punter is also a position that must be settled. Pollack may not have the strongest punting leg, but he's shown some consistency while competing with Matt Aragon, Jake Glattling and Aragon.

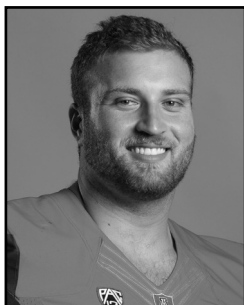


**Meet the Wildcats
2016 TV Roster (Alphabetical)**

Returning player bios begin page 24




#94 Calvin Allen
DL // 6-6 // 281 // RS Jr.




#78 Jacob Alsadek
OL // 6-7 // 315 // RS Jr.



#51 Lee Anderson III
LB // 6-1 // 235 // Fr.



#48 Brion Anduze
TE // 6-3 // 235 // RS Fr.




#26 Matt Aragon
P // 6-5 // 211 // RS Fr.




#92 Jack Banda
DL // 6-3 // 247 // RS Jr.



#11 Michael Barton
LB // 6-0 // 237 // RS. Sr.




#86 Justin Belnap
DL // 6-3 // 249 // RS Fr.




#87 Zach Benjamin
WR // 6-4 // 211 // RS. Jr.



#69 Christian Boettcher
OL // 6-2 // 285 // RS So.




#88 Jordan Bogardus
WR // 6-2 // 209 // Fr.



#21 Orlando Bradford
RB // 5-8 // 206 // So.



#23 Devon Brewer
S // 5-10 // 171 // So.



#6 Shun Brown
WR // 5-8 // 175 // So.



#60 Luca Bruno
DL // 6-4 // 295 // RS Jr.



#40 Kyeler Burke
S // 5-11 // 174 // Fr.




#2 Lorenzo Burns
CB // 5-10 // 165 // Fr.



#54 Bryson Cain
OT // 6-4 // 276 // Fr.




#55 Darrell Cloy Jr.
DL // 6-2 // 259 // So.




#4 Jamardre Cobb
FB // 6-0 // 262 // RS So.


2016 Arizona Football Media Guide



#81 Jalen Cochran
DL // 6-3 // 240 // Fr.




#34 Jacob Colacion
LB // 6-1 // 210 // Fr.




#91 Finton Connolly
DL // 6-5 // 280 // RS Fr.



#7 Devaughn Cooper
WR // 5-10 // 175 // Fr.




#31 Tristan Cooper
S // 6-1 // 180 // Fr.




#76 Cody Creason
OL // 6-4 // 294 // RS Fr.




#9 Dane Cruikshank
CB // 6-1 // 204 // RS Jr.




#13 Brandon Dawkins
QB // 6-3 // 210 // RS So.



#67 Gerhard de Beer
OL // 6-7 // 314 // RS Jr.




#3 Cam Denson
WR // 5-11 // 187 // Jr.



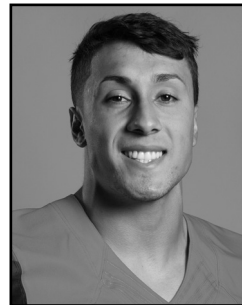
#64 Nathan Eldridge
OL // 6-3 // 290 // RS Fr.




#75 Michael Eletise
OT // 6-3 // 318 // Fr.




#9 Tony Ellison
WR // 5-11 // 188 // RS So.



#42 Richie Estrada
RB // 5-10 // 201 // RS. So.




#62 Aiulua Fanene
DL // 6-5 // 308 // RS Sr.



#6 Demetrius Flannigan-Fowles
FS // 6-2 // 199 // So.



#58 Layth Friekh
OL // 6-5 // 282 // Jr.




#99 Sani Fuimaono
DL // 6-1 // 271 // Sr.




#82 Edgar Gastelum
PK // 6-2 // 252 // RS So.




#16 Jake Glatting
P // 6-3 // 206 // RS So.



#43 Tyler Grammar
S // 5-10 // 190 // RS Sr.




#10 Samajie Grant
WR // 5-9 // 180 // Sr.



#46 Albert Green
S // 5-10 // 207 // RS Fr.




#34 Zach Green
RB // 5-10 // 227 // RS Jr.



#5 Trey Griffey
WR // 6-3 // 209 // RS Sr.


#Forever65



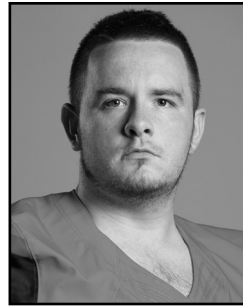
#96 Marcus Griffin
DL // 6-3 // 292 // RS So.




#21 Isaiah Hayes
FS // 6-0 // 180 // Fr.




#37 Carter Hehr
S // 5-10 // 191 // RS Jr.



#65 Zach Hemmila
OL // 6-3 // 310 // RS Sr.



#13 Devin Holiday
CB // 5-10 // 179 // Sr.




#10 Malcolm Holland
CB // 5-11 // 182 // RS Fr.




#24 Darick Holmes Jr.
WR // 5-5 // 174 // RS Fr.




#50 Justin Holt
DT // 6-2 // 314 // Fr.




#57 Cody Ippolito
LB // 6-2 // 248 // RS Sr.




#36 Jalen Jenkins
S // 5-10 // 185 // RS So.



#16 Gunther Johnson
QB // 6-0 // 187 // Fr.



#2 Tyrell Johnson
WR // 5-7 // 164 // Jr.




#1 // Tellas Jones
S // 6-0 // 206 // RS Sr.



#56 John Kenny
LB // 6-1 // 234 // RS Jr.




#17 Josh Kern
TE // 6-5 // 235 // RS Sr.




#52 Alex King
LB // 6-1 // 235 // RS Sr.



#74 Alex Kosinski
OL // 6-4 // 291 // RS Fr.



#32 Jake Laudenslager
RB // 5-10 // 195 // Fr.




#89 Justus Lee
WR // 5-9 // 199 // Fr.



#38 Branden Leon
RB // 5-8 // 195 // RS Fr.



#14 Paul Magloire Jr.
LB // 6-1 // 227 // RS Sr.




#25 Anthony Mariscal
S // 5-10 // 197 // RS Fr.



#15 Kwesi Mashack
DB // 5-8 // 206 // Jr.




#83 Joshua Mason
WR // 5-11 // 170 // Fr.



#47 Jake Matthews
LB // 6-3 // 230 // Sr.

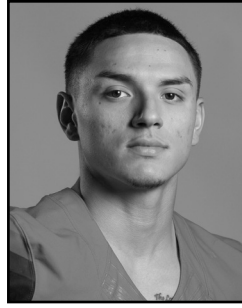
2016 Arizona Football Media Guide




#29 Jarvis McCall Jr.
S // 6-2 // 203 // RS Jr.




#50 Josh McCauley
OL // 6-3 // 266 // Fr.



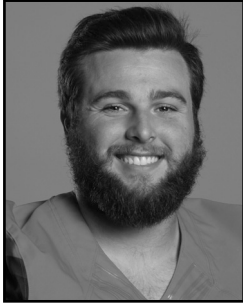
#84 Abraham Mendivil
WR // 6-1 // 196 // RS Jr.




#53 Richard Merritt
LB // 6-0 // 206 // Fr.




#32 DeAndre' Miller
LB // 6-3 // 236 // RS Jr.



#24 RJ Morgan
LB // 6-1 // 232 // RS Jr.




#15 Matt Morin
TE // 6-2 // 235 // RS Sr.




#48 Peyton Morris
S // 6-0 // 161 // Fr.



#27 Sammy Morrison
CB // 5-9 // 174 // So.



#19 DaVonte' Neal
CB // 5-10 // 178 // RS Sr.



#39 Francisco Nelson
DL // 6-2 // 231 // Fr.




#7 Kahi Neves
LB // 6-4 // 238 // Fr.




#85 Jamie Nunley
TE // 6-5 // 228 // Fr.



#8 Antonio Parks
CB // 5-10 // 184 // Fr.




#18 Cedric Peterson
WR // 5-11 // 187 // RS Fr.




#11 Nate Phillips
WR // 5-7 // 186 // Sr.




#49 Lee Pitts
CB // 5-11 // 182 // Fr.



#19 Shawn Poindexter
WR // 6-5 // 210 // Jr.



#9 Josh Pollack
K/P // 5-10 // 184 // RS So.



#56 Nick Reinhardt
LS // 6-1 // 240 // RS So.




#51 Donald Reiter
LS // 5-10 // 254 // Fr.




#5 Gavin Robertson Jr.
S // 6-1 // 210 // Fr.



#18 Brandon Rutt
LB // 6-1 // 220 // RS So.



#33 Corey Selenski
LB // 6-1 // 223 // Fr.




#77 Harper Sherman
OT // 6-5 // 298 // Fr.

#Forever65



#12 Anu Solomon
QB // 6-2 // 206 // RS Jr.




#59 Matthew Stagg
LB // 6-2 // 232 // RS Sr.



#41 Isaac Steele
CB // 6-1 // 178 // Fr.




#35 Isaiah Strong
CB // 6-0 // 172 // RS Jr.




#72 Freddie Tagaloa
OL // 6-8 // 314 // RS Sr.




#14 Khalil Tate
QB // 6-2 // 212 // Fr.




#25 J.J. Taylor
RB // 5-6 // 170 // Fr.




#20 Chacho Ulloa
S // 5-11 // 201 // Fr.




#28 Carrington Vaughn
LB // 5-11 // 214 // RS Fr.




#63 Keenan Walker
OT // 6-5 // 283 // Fr.




#3 Jarius Wallace
S // 6-1 // 168 // Fr.




#55 Levi Walton
OL // 6-3 // 290 // RS So.




#61 Marquis Ware
LB // 6-0 // 237 // RS So.




#10 Zach Werlinger
QB // 6-1 // 188 // RS So.



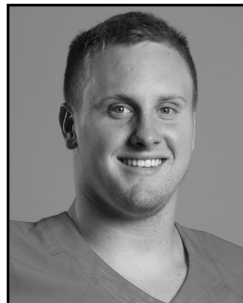
#17 Jace Whittaker
CB // 5-10 // 180 // So.



#28 Nick Wilson
RB // 5-10 // 208 // Jr.



#8 Trevor Wood
TE // 6-6 // 265 // RS So.



#93 Parker Zellers
DL // 6-1 // 247 // RS Jr.

2016 Arizona Football Media Guide

2016 Alphabetical Roster (Aug. 15, 2016)

No.	Name	Pos.	Ht.	Wt.	Yr.	Exp.	RS Yr.	Hometown (High School/Previous College)
94	Calvin Allen	DL	6-6	281	RS Jr.	2L	2013	Albuquerque, N.M. (La Cueva HS)
78	Jacob Alsadek	OL	6-7	315	RS Jr.	2L	2013	San Diego, Calif. (Torrey Pines HS)
51	Lee Anderson III	LB	6-1	235	Fr.	HS	-	Moreno Valley, Calif. (Rancho Verde HS)
48	Brion Anduze	TE	6-3	235	RS Fr.	SO	2015	Silverdale, Wash. (Central Kitsap HS)
26	Matt Aragon	P	6-5	211	RS Fr.	SO	2015	Tucson, Ariz. (Cienega HS)
92	Jack Banda	DL	6-3	247	RS Jr.	1L	2013	Grayson, Ga. (Grayson HS)
11	Michael Barton	LB	6-0	237	RS. Sr.	TR	-	Richmond, Calif. (De La Salle HS/California)
86	Justin Belknap	DL	6-2	247	RS Fr.	SO	2015	Henderson, Nev. (Coronado HS)
87	Zach Benjamin	WR	6-4	211	RS. Jr.	TR	2013	Tampa, Fla. (Tampa Catholic HS/USF)
69	Christian Boettcher	OL	6-2	285	RS So.	SO	2014	Scottsdale, Ariz. (Desert Mountain HS)
88	Jordan Bogardus	WR	6-2	209	Fr.	HS	-	Eastvale, Calif. (Norco HS)
21	Orlando Bradford	RB	5-8	206	So.	1L	-	Shreveport, La. (Calvary Baptist Academy)
23	Devon Brewer	S	5-10	171	So.	1L	-	Fresno, Calif. (Central HS/Milford Academy)
6	Shun Brown	WR	5-8	175	So.	1L	-	Shreveport, La. (Calvary Baptist Academy)
60	Luca Bruno	DL	6-4	295	RS Jr.	1L	2013	Oak Park, Calif. (Oak Park HS)
40	Kyler Burke	S	5-11	174	Fr.	HS	-	Chandler, Ariz. (Hamilton HS)
2	Lorenzo Burns	CB	5-10	165	Fr.	HS	-	Murrieta, Calif. (Linfield Christian HS)
54	Bryson Cain	OT	6-4	276	Fr.	HS	-	Temecula, Calif. (Great Oak HS)
55	Darrell Cloy Jr.	DL	6-2	259	So.	SO	-	Pico Rivera, Calif. (La Habra HS/Milford Academy)
4	Jamadre Cobb	FB	6-0	262	RS So.	1L	2014	Los Angeles, Calif. (Bishop Mora Salesian HS)
81	Jalen Cochran	LB	6-3	240	Fr.	HS	-	Plymouth, Mich. (Canton HS)
34	Jacob Colacion	LB	6-1	210	Fr.	HS	-	La Habra, Calif. (La Habra HS)
91	Finton Connolly	DL	6-5	280	RS Fr.	SO	2015	Gilbert, Ariz. (Campo Verde HS)
7	Devaughn Cooper	WR	5-10	175	Fr.	HS	-	Los Angeles, Calif. (Narbonne HS)
31	Tristan Cooper	S	6-1	180	Fr.	HS	-	El Paso, Texas (Andress HS)
76	Cody Creason	OL	6-4	294	RS Fr.	SO	2015	Folsom, Calif. (Folsom HS)
9	Dane Cruikshank	CB	6-1	204	RS Jr.	SO	2015	Chino Hills, Calif. (Ayala HS/Citrus College)
13	Brandon Dawkins	QB	6-3	210	RS So.	1L	2014	Oxnard, Calif. (Oaks Christian HS)
67	Gerhard de Beer	OL	6-7	314	RS Jr.	2L	2013	Pretoria, South Africa (Afrikaanse Hoër Seunskool)
3	Cam Denson	WR	5-11	187	Jr.	2L	-	Tucson, Ariz. (Salpointe Catholic HS)
64	Nathan Eldridge	OL	6-3	290	RS Fr.	SO	2015	Anthem, Ariz. (Boulder Creek HS)
75	Michael Eletise	OT	6-3	318	Fr.	HS	-	Honolulu, Hawaii (Kaiser HS)
9	Tony Ellison	WR	5-11	188	RS So.	1L	2014	Granite Bay, Calif. (Granite Bay HS)
42	Richie Estrada	RB	5-10	201	RS. So.	TR	2014	Tucson, Ariz. (Mountain View HS/Wabash College)
62	Aiulua Fanene	DL	6-5	308	RS Sr.	2L	2010	Nu'uuli, American Samoa (Tafuna HS)
6	Demetrius Flannigan-Fowles	FS	6-2	199	So.	1L	-	Tucson, Ariz. (Mountain View HS)
58	Layth Friekh	OL	6-5	282	Jr.	1L	-	Glendale, Ariz. (Centennial HS)
99	Sani Fuimaono	DL	6-1	271	Sr.	2L	-	Kaneohe, Hawaii (Punahou HS)
82	Edgar Gastelum	PK	6-2	252	RS So.	JC	2014	Yuma, Ariz. (Cibola HS/Arizona Western C.C.)
16	Jake Glatting	P	6-3	206	RS So.	SO	2014	Phoenix, Ariz. (Thunderbird HS)
43	Tyler Grammar	S	5-10	190	RS Sr.	SO	2013	Tucson, Ariz. (Ironwood Ridge HS/Pima C.C.)
10	Samajie Grant	WR	5-9	180	Sr.	3L	-	Compton, Calif. (Colony HS)
46	Albert Green	S	5-10	207	RS Fr.	SO	2015	Tucson, Ariz. (Sabino HS)
34	Zach Green	RB	5-10	227	RS Jr.	2L	2013	Miami, Fla. (Saint Bonaventure HS [Calif.])
5	Trey Griffey	WR	6-3	209	RS Sr.	3L	2012	Orlando, Fla. (Dr. Phillips HS)
96	Marcus Griffin	DL	6-3	292	RS So.	SO	2014	Bellevue, Wash. (Bellevue HS)
21	Isaiah Hayes	FS	6-0	180	Fr.	HS	-	Los Angeles, Calif. (Calabasas HS)
37	Carter Hehr	S	5-10	191	RS Jr.	2L	2013	Fontana, Wis. (Big Foot HS)
65	Zach Hemmila	OL	6-3	310	RS Sr.	3L	2012	Chandler, Ariz. (Chandler HS)
13	Devin Holiday	CB	5-10	179	Sr.	3L	-	San Diego, Calif. (Mission Hills HS)
10	Malcolm Holland	CB	5-11	182	RS Fr.	SO	2015	Chandler, Ariz. (Hamilton HS)
24	Darick Holmes Jr.	WR	5-5	174	RS Fr.	SO	2015	Pasadena, Calif. (Newbury Park HS)
50	Justin Holt	DT	6-2	314	Fr.	HS	-	Marana, Ariz. (Salpointe Catholic HS)
57	Cody Ippolito	LB	6-2	248	RS Sr.	1L	2013	Paradise Valley, Ariz. (Chaparral HS)
36	Jalen Jenkins	S	5-10	185	RS So.	JC	2014	Gilbert, Ariz. (Hamilton HS/Mesa CC)
16	Gunther Johnson	QB	6-0	187	Fr.	HS	-	Anthem, Ariz. (Boulder Creek HS)
2	Tyrell Johnson	WR	5-7	164	Jr.	2L	-	Fort Myers, Fla. (Island Coast HS/ Milford Academy)
1	Tellas Jones	S	6-0	206	RS Sr.	3L	2012	Miami, Fla. (Booker T. Washington HS/Fort Scott C.C.)
56	John Kenny	LB	6-1	234	RS Jr.	SO	2013	Carmel, Ind. (Carmel HS/Iowa)
17	Josh Kern	TE	6-5	235	RS Sr.	3L	2012	San Antonio, Texas (Clark HS)
52	Alex King	LB	6-1	235	RS Sr.	1L	2012	Boulder, Colo. (Boulder HS)
74	Alex Kosinski	OL	6-4	291	RS Fr.	SO	2015	Larkspur, Calif. (Redwood HS [Calif.])
32	Jake Laudenslager	RB	5-10	195	Fr.	HS	-	Novato, Calif. (Marin Catholic HS)
89	Justus Lee	WR	5-9	199	Fr.	HS	-	Southlake, Texas (Liberty Christian HS)
38	Branden Leon	RB	5-8	195	RS Fr.	SO	2015	Goodyear, Ariz. (Estrella Foothills HS)
14	Paul Magloire Jr.	LB	6-1	227	RS Sr.	1L	2012	Ft. Lauderdale, Fla. (Lynbrook HS [NY]/ Milford Academy/Appalachian State/Arizona Western)
25	Anthony Mariscal	S	5-10	197	RS Fr.	SO	2015	Bakersfield, Calif. (Liberty HS)
15	Kwesi Mashack	CB	5-8	206	Jr.	1L	-	Inglewood, Calif. (Vista Murrieta HS)
83	Joshua Mason	WR	5-11	170	Fr.	HS	-	San Diego, Calif. (San Diego HS)
47	Jake Matthews	LB	6-3	230	Sr.	3L	-	Tucson, Ariz. (Ironwood Ridge HS)
29	Jarvis McCall Jr.	S	6-2	203	RS Jr.	2L	2013	Tampa, Fla. (Armwood HS)
50	Josh McCauley	OL	6-3	266	Fr.	HS	-	Mesa, Ariz. (Mesa Red Mountain HS)
84	Abraham Mendivil	WR	6-1	196	RS Jr.	2L	2013	Phoenix, Ariz. (Apollo HS)
53	Richard Merritt	LB	6-0	206	Fr.	HS	-	Clovis, Calif. (Buchanan HS)
32	DeAndre' Miller	LB	6-3	236	RS Jr.	2L	2014	Buckeye, Ariz. (Buckeye Union HS)
24	RJ Morgan	LB	6-1	232	RS Jr.	1L	2013	Central Point, Ore. (Crater HS)
15	Matt Morin	TE	6-2	235	RS Sr.	1L	2012	Murrieta, Calif. (Chaparral HS/San Diego State/Saddleback College/Riverside C.C.)
48	Peyton Morris	S	6-0	161	Fr.	HS	-	Norco, Calif. (Norco HS)
27	Sammy Morrison	CB	5-9	174	So.	1L	-	Leesburg, Va. (Gonzaga College HS)
19	DaVonte' Neal	CB	5-10	178	RS Sr.	2L	2013	Akron, Ohio (Chaparral HS [Ariz.]/Notre Dame)
39	Francisco Nelson	LB	6-2	231	Fr.	HS	-	Lakeland, Fla. (Kathleen HS)
7	Kahi Neves	LB	6-4	238	Fr.	HS	-	Provo, Utah (Timpview HS)
85	Jamie Nunley	TE	6-5	228	Fr.	HS	-	Murrieta, Calif. (Vista Murrieta HS)
8	Antonio Parks	CB	5-10	184	Fr.	HS	-	New Orleans, La. (East St. John HS)
18	Cedric Peterson	WR	5-11	187	RS Fr.	SO	2015	Moreno Valley, Calif. (Rancho Verde HS)
11	Nate Phillips	WR	5-7	186	Sr.	3L	-	Chandler, Ariz. (Basha HS)

#Forever65

No.	Name	Pos.	Ht.	Wt.	Yr.	Exp.	RS Yr.	Hometown (High School/Previous College)
49	Lee Pitts	CB	5-11	182	Fr.	HS	-	Agoura Hills, Calif. (Oaks Christian School)
19	Shawn Poindexter	WR	6-5	210	Jr.	JC	-	Peoria, Ariz. (Centennial HS/Glendale CC)
9	Josh Pollack	K/P	5-10	184	RS So.	SQ	2014	Highland Park, Ill. (Highland Park HS)
56	Nick Reinhardt	LS	6-1	240	RS So.	1L	2014	Scottsdale, Ariz. (Notre Dame Prep)
51	Donald Reiter	LS	5-10	254	Fr.	HS	-	Glendale, Ariz. (Brophy Prep)
5	Gavin Robertson Jr.	S	6-1	210	Fr.	HS	-	Auburn, Wash. (Mountain View HS)
18	Brandon Rutt	LB	6-1	220	RS So.	1L	2014	Gilbert, Ariz. (Basha HS)
33	Corey Selenski	LB	6-1	223	Fr.	HS	-	Dana Point, Calif. (Jserra HS)
77	Harper Sherman	OT	6-5	298	Fr.	HS	-	New Westminster, B.C. (New Westminster School)
12	Anu Solomon	QB	6-2	206	RS Jr.	2L	2013	Kalihi, Hawaii (Bishop Gorman HS [Nev.])
59	Matthew Staggs	LB	6-2	232	RS Sr.	SQ	2012	Kathleen, Ga. (Houston County HS/Georgia)
41	Isaac Steele	CB	6-1	178	Fr.	HS	-	Peoria, Ariz. (Centennial HS)
35	Isaiah Strong	CB	6-0	172	RS Jr.	SQ	2013	Phoenix, Ariz. (Shadow Mountain HS)
72	Freddie Tagaloa	OL	6-8	314	RS Sr.	1L	2014	Richmond, Calif. (Salesian HS/California)
14	Khalil Tate	QB	6-2	212	Fr.	HS	-	Inglewood, Calif. (Junipero Serra HS)
25	J.J. Taylor	RB	5-6	170	Fr.	HS	-	Corona, Calif. (Centennial HS)
20	Chacho Ulloa	S	5-11	201	Fr.	HS	-	Corona, Calif. (Centennial HS)
28	Carrington Vaughn	LB	5-11	214	RS Fr.	SQ	2015	Pittsburgh, Pa. (Fox Chapel HS)
63	Keenan Walker	OT	6-5	283	Fr.	HS	-	Scottsdale, Ariz. (Chaparral HS)
3	Jarius Wallace	S	6-1	168	Fr.	HS	-	Villa, La. (John Ehret HS)
55	Levi Walton	OL	6-3	290	RS So.	SQ	2014	North Fort Myers, Fla. (Ida S. Baker HS)
61	Marquis Ware	LB	6-0	237	RS So.	SQ	2014	Los Angeles, Calif. (Bishop Mora Salesian HS)
10	Zach Werlinger	QB	6-1	188	RS So.	SQ	2014	Chandler, Ariz. (Basha HS)
17	Jace Whittaker	CB	5-10	180	So.	1L	-	Oceanside, Calif. (Oceanside HS)
28	Nick Wilson	RB	5-10	208	Jr.	2L	-	Fresno, Calif. (Central HS)
8	Trevor Wood	TE	6-5	265	RS So.	1L	2015	Scottsdale, Ariz. (Chaparral HS)
93	Parker Zellers	DL	6-1	247	RS Jr.	2L	2013	Scottsdale, Ariz. (Notre Dame Prep)

2016 Numerical Roster (August 15, 2016)

No.	Name	Pos.	Ht.	Wt.	Yr.	Exp.	RS Yr.	Hometown (High School/Previous College)
1	Tellas Jones	S	6-0	206	RS Sr.	3L	2012	Miami, Fla. (Booker T. Washington HS/Fort Scott C.C.)
2	Tyrell Johnson	WR	5-7	164	Jr.	2L	-	Fort Myers, Fla. (Island Coast HS/ Milford Academy)
2	Lorenzo Burns	CB	5-10	165	Fr.	HS	-	Murrieta, Calif. (Linfield Christian HS)
3	Cam Denson	WR	5-11	187	Jr.	2L	-	Tucson, Ariz. (Salpointe Catholic HS)
3	Jarius Wallace	S	6-1	168	Fr.	HS	-	Villa, La. (John Ehret HS)
4	Jamardre Cobb	FB	6-0	262	RS So.	1L	2014	Los Angeles, Calif. (Bishop Mora Salesian HS)
5	Gavin Robertson Jr.	S	6-1	210	Fr.	HS	-	Auburn, Wash. (Mountain View HS)
5	Trey Griffey	WR	6-3	209	RS Sr.	3L	2012	Orlando, Fla. (Dr. Phillips HS)
6	Shun Brown	WR	5-8	175	So.	1L	-	Shreveport, La. (Calvary Baptist Academy)
6	Demetrius Flannigan-Fowles	FS	6-2	199	So.	1L	-	Tucson, Ariz. (Mountain View HS)
7	Devaughn Cooper	WR	5-10	175	Fr.	HS	-	Los Angeles, Calif. (Narbonne HS)
7	Kahi Neves	LB	6-4	238	Fr.	HS	-	Provo, Utah (Timpview HS)
8	Antonio Parks	CB	5-10	184	Fr.	HS	-	New Orleans, La. (East St. John HS)
8	Trevor Wood	TE	6-5	265	RS So.	1L	2015	Scottsdale, Ariz. (Chaparral HS)
9	Dane Cruikshank	CB	6-1	204	RS Jr.	SQ	2015	Chino Hills, Calif. (Ayala HS/Citrus College)
9	Tony Ellison	WR	5-11	188	RS So.	1L	2014	Granite Bay, Calif. (Granite Bay HS)
9	Josh Pollack	K/P	5-10	184	RS So.	SQ	2014	Highland Park, Ill. (Highland Park HS)
10	Zach Werlinger	QB	6-1	188	RS So.	SQ	2014	Chandler, Ariz. (Basha HS)
10	Malcolm Holland	CB	5-11	182	RS Fr.	SQ	2015	Chandler, Ariz. (Hamilton HS)
10	Samajie Grant	WR	5-9	180	Sr.	3L	-	Compton, Calif. (Colony HS)
11	Nate Phillips	WR	5-7	186	Sr.	3L	-	Chandler, Ariz. (Basha HS)
11	Michael Barton	LB	6-0	237	RS. Sr.	TR	-	Richmond, Calif. (De La Salle HS/California)
12	Anu Solomon	QB	6-2	206	RS Jr.	2L	2013	Kalihi, Hawaii (Bishop Gorman HS [Nev.])
13	Brandon Dawkins	QB	6-3	210	RS So.	1L	2014	Oxnard, Calif. (Oaks Christian HS)
13	Devin Holiday	CB	5-10	179	Sr.	3L	-	San Diego, Calif. (Mission Hills HS)
14	Paul Magloire Jr.	LB	6-1	227	RS Sr.	1L	2012	Ft. Lauderdale, Fla. (Lynbrook HS [NY]/ Milford Academy/Appalachian State/Arizona Western)
14	Khalil Tate	QB	6-2	212	Fr.	HS	-	Inglewood, Calif. (Junipero Serra HS)
15	Kwesi Mashack	CB	5-8	206	Jr.	1L	-	Inglewood, Calif. (Vista Murrieta HS)
15	Matt Morin	TE	6-2	235	RS Sr.	1L	2012	Murrieta, Calif. (Chaparral HS/San Diego State/Saddleback College/Riverside C.C.)
16	Gunther Johnson	QB	6-0	187	Fr.	HS	-	Anthem, Ariz. (Boulder Creek HS)
16	Jake Glatting	P	6-3	206	RS So.	SQ	2014	Phoenix, Ariz. (Thunderbird HS)
17	Jace Whittaker	CB	5-10	180	So.	1L	-	Oceanside, Calif. (Oceanside HS)
17	Josh Kern	TE	6-5	235	RS Sr.	3L	2012	San Antonio, Texas (Clark HS)
18	Brandon Rutt	LB	6-1	220	RS So.	1L	2014	Gilbert, Ariz. (Basha HS)
18	Cedric Peterson	WR	5-11	187	RS Fr.	SQ	2015	Moreno Valley, Calif. (Rancho Verde HS)
19	DaVonte' Neal	CB	5-10	178	RS Sr.	2L	2013	Akron, Ohio (Chaparral HS [Ariz.]/Notre Dame)
19	Shawn Poindexter	WR	6-5	210	Jr.	JC	-	Peoria, Ariz. (Centennial HS/Glendale CC)
20	Chacho Ulloa	S	5-11	201	Fr.	HS	-	Corona, Calif. (Centennial HS)
21	Isaiah Hayes	FS	6-0	180	Fr.	HS	-	Los Angeles, Calif. (Calabasas HS)
21	Orlando Bradford	RB	5-8	206	So.	1L	-	Shreveport, La. (Calvary Baptist Academy)
23	Devon Brewer	S	5-10	171	So.	1L	-	Fresno, Calif. (Central HS/Milford Academy)
24	RJ Morgan	LB	6-1	232	RS Jr.	1L	2013	Central Point, Ore. (Crater HS)
24	Darick Holmes Jr.	WR	5-5	174	RS Fr.	SQ	2015	Pasadena, Calif. (Newbury Park HS)
25	Anthony Mariscal	S	5-10	197	RS Fr.	SQ	2015	Bakersfield, Calif. (Liberty HS)
25	J.J. Taylor	RB	5-6	170	Fr.	HS	-	Corona, Calif. (Centennial HS)
26	Matt Aragon	P	6-5	211	RS Fr.	SQ	2015	Tucson, Ariz. (Cienega HS)
27	Sammy Morrison	CB	5-9	174	So.	1L	-	Leesburg, Va. (Gonzaga College HS)
28	Nick Wilson	RB	5-10	208	Jr.	2L	-	Fresno, Calif. (Central HS)
28	Carrington Vaughn	LB	5-11	214	RS Fr.	SQ	2015	Pittsburgh, Pa. (Fox Chapel HS)
29	Jarvis McCall Jr.	S	6-2	203	RS Jr.	2L	2013	Tampa, Fla. (Armwood HS)
31	Tristan Cooper	S	6-1	180	Fr.	HS	-	El Paso, Texas (Andress HS)
32	DeAndre' Miller	LB	6-3	236	RS Jr.	2L	2014	Buckeye, Ariz. (Buckeye Union HS)
32	Jake Laudenslager	RB	5-10	195	Fr.	HS	-	Novato, Calif. (Marin Catholic HS)
33	Corey Selenski	LB	6-1	223	Fr.	HS	-	Dana Point, Calif. (Jserra HS)
34	Jacob Colacion	LB	6-1	210	Fr.	HS	-	La Habra, Calif. (La Habra HS)
34	Zach Green	RB	5-10	227	RS Jr.	2L	2013	Miami, Fla. (Saint Bonaventure HS [Calif.])

2016 Arizona Football Media Guide

No.	Name	Pos.	Ht.	Wt.	Yr.	Exp.	RS Yr.	Hometown (High School/Previous College)
35	Isaiah Strong	CB	6-0	172	RS Jr.	SQ	2013	Phoenix, Ariz. (Shadow Mountain HS)
36	Jalen Jenkins	S	5-10	185	RS So.	JC	2014	Gilbert, Ariz. (Hamilton HS/Mesa CC)
37	Carter Hehr	S	5-10	191	RS Jr.	2L	2013	Fontana, Wis. (Big Foot HS)
38	Branden Leon	RB	5-8	195	RS Fr.	SQ	2015	Goodyear, Ariz. (Estrella Foothills HS)
39	Francisco Nelson	LB	6-2	231	Fr.	HS	-	Lakeland, Fla. (Kathleen HS)
40	Kyler Burke	S	5-11	174	Fr.	HS	-	Chandler, Ariz. (Hamilton HS)
41	Isaac Steele	CB	6-1	178	Fr.	HS	-	Peoria, Ariz. (Centennial HS)
42	Richie Estrada	RB	5-10	201	RS So.	TR	2014	Tucson, Ariz. (Mountain View HS/Wabash College)
43	Tyler Grammar	S	5-10	190	RS Sr.	SQ	2013	Tucson, Ariz. (Ironwood Ridge HS/Pima C.C.)
46	Albert Green	S	5-10	207	RS Fr.	SQ	2015	Tucson, Ariz. (Sabino HS)
47	Jake Matthews	LB	6-3	230	Sr.	3L	-	Tucson, Ariz. (Ironwood Ridge HS)
48	Peyton Morris	S	6-0	161	Fr.	HS	-	Norco, Calif. (Norco HS)
48	Brion Anduze	TE	6-3	235	RS Fr.	SQ	2015	Silverdale, Wash. (Central Kitsap HS)
49	Lee Pitts	CB	5-11	182	Fr.	HS	-	Agoura Hills, Calif. (Oaks Christian School)
50	Justin Holt	DT	6-2	314	Fr.	HS	-	Marana, Ariz. (Salpointe Catholic HS)
50	Josh McCauley	OL	6-3	266	Fr.	HS	-	Mesa, Ariz. (Mesa Red Mountain HS)
51	Donald Reiter	LS	5-10	254	Fr.	HS	-	Glendale, Ariz. (Brophy Prep)
51	Lee Anderson III	LB	6-1	235	Fr.	HS	-	Moreno Valley, Calif. (Rancho Verde HS)
52	Alex King	LB	6-1	235	RS Sr.	1L	2012	Boulder, Colo. (Boulder HS)
53	Richard Merritt	LB	6-0	206	Fr.	HS	-	Clovis, Calif. (Buchanan HS)
54	Bryson Cain	OT	6-4	276	Fr.	HS	-	Temecula, Calif. (Great Oak HS)
55	Levi Walton	OL	6-3	290	RS So.	SQ	2014	North Fort Myers, Fla. (Ida S. Baker HS)
55	Darrell Cloy Jr.	DL	6-2	259	So.	SQ	-	Pico Rivera, Calif. (La Habra HS/Milford Academy)
56	John Kenny	LB	6-1	234	RS Jr.	SQ	2013	Carmel, Ind. (Carmel HS/Iowa)
56	Nick Reinhardt	LS	6-1	240	RS So.	1L	2014	Scottsdale, Ariz. (Notre Dame Prep)
57	Cody Ippolito	LB	6-2	248	RS Sr.	1L	2013	Paradise Valley, Ariz. (Chaparal HS)
58	Layth Friekh	OL	6-5	282	Jr.	1L	-	Glendale, Ariz. (Centennial HS)
59	Matthew Stagg	LB	6-2	232	RS Sr.	SQ	2012	Kathleen, Ga. (Houston County HS/Georgia)
60	Luca Bruno	DL	6-4	295	RS Jr.	1L	2013	Oak Park, Calif. (Oak Park HS)
61	Marquis Ware	LB	6-0	237	RS So.	SQ	2014	Los Angeles, Calif. (Bishop Mora Salesian HS)
62	Aiulua Fanene	DL	6-5	308	RS Sr.	2L	2010	Nu'uuli, American Samoa (Tafuna HS)
63	Keenan Walker	OT	6-5	283	Fr.	HS	-	Scottsdale, Ariz. (Chaparal HS)
64	Nathan Eldridge	OL	6-3	290	RS Fr.	SQ	2015	Anthem, Ariz. (Boulder Creek HS)
65	Zach Hemmila	OL	6-3	310	RS Sr.	3L	2012	Chandler, Ariz. (Chandler HS)
67	Gerhard de Beer	OL	6-7	314	RS Jr.	2L	2013	Pretoria, South Africa (Afrikaanse Hoër Seunskool)
69	Christian Boettcher	OL	6-2	285	RS So.	SQ	2014	Scottsdale, Ariz. (Desert Mountain HS)
72	Freddie Tagaloa	OL	6-8	314	RS Sr.	1L	2014	Richmond, Calif. (Salesian HS/California)
74	Alex Kosinski	OL	6-4	291	RS Fr.	SQ	2015	Larkspur, Calif. (Redwood HS [Calif.])
75	Michael Elestise	OT	6-3	318	Fr.	HS	-	Honolulu, Hawaii (Kaiser HS)
76	Cody Creason	OL	6-4	294	RS Fr.	SQ	2015	Folsom, Calif. (Folsom HS)
77	Harper Sherman	OT	6-5	298	Fr.	HS	-	New Westminster, B.C. (New Westminster School)
78	Jacob Alsadek	OL	6-7	315	RS Jr.	2L	2013	San Diego, Calif. (Torrey Pines HS)
81	Jalen Cochran	LB	6-3	240	Fr.	HS	-	Plymouth, Mich. (Canton HS)
82	Edgar Gastelum	PK	6-2	252	RS So.	JC	2014	Yuma, Ariz. (Cibola HS/Arizona Western C.C.)
83	Joshua Mason	WR	5-11	170	Fr.	HS	-	San Diego, Calif. (San Diego HS)
84	Abraham Mendivil	WR	6-1	196	RS Jr.	2L	2013	Phoenix, Ariz. (Apollo HS)
85	Jamie Nunley	TE	6-5	228	Fr.	HS	-	Murrieta, Calif. (Vista Murrieta HS)
86	Justin Belknap	DL	6-2	247	RS Fr.	SQ	2015	Henderson, Nev. (Coronado HS)
87	Zach Benjamin	WR	6-4	211	RS Jr.	TR	2013	Tampa, Fla. (Tampa Catholic HS/USF)
88	Jordan Bogardus	WR	6-2	209	Fr.	HS	-	Eastvale, Calif. (Norco HS)
89	Justus Lee	WR	5-9	199	Fr.	HS	-	Southlake, Texas (Liberty Christian HS)
91	Finton Connolly	DL	6-5	280	RS Fr.	SQ	2015	Gilbert, Ariz. (Campo Verde HS)
92	Jack Banda	DL	6-3	247	RS Jr.	1L	2013	Grayson, Ga. (Grayson HS)
93	Parker Zellers	DL	6-1	247	RS Jr.	2L	2013	Scottsdale, Ariz. (Notre Dame Prep)
94	Calvin Allen	DL	6-6	281	RS Jr.	2L	2013	Albuquerque, N.M. (La Cueva HS)
96	Marcus Griffin	DL	6-3	292	RS So.	SQ	2014	Bellevue, Wash. (Bellevue HS)
99	Sani Fuimaono	DL	6-1	271	Sr.	2L	-	Kaneohe, Hawaii (Punahou HS)

Pronunciations

Jacob Alsadek	al-SEH-deck
Brion Anduze	ANN-dooz
Matt Aragon	air-UH-gahn
Justin Belknap	BELL-nap
Christian Boettcher	BET-cher (sounds like catcher)
Devon Brewer	de-VAWN
Luca Bruno	BREW-no
Jamardre Cobb	jah-MAH-dre
Jacob Colacion	coh-lah-SEE-own
Dane Cruikshank	CROOK-shank
Gerhard de Beer	HAIR-d-ard
	(throat-clearing G sound, roll the R's)
Michael Elestise	el-eh-TEE-say
Aiulua Fanene	eye-ah-LOO-ah FAH-nay-nay
Demetrius Flannigan-Fowles	sounds like fowls
Layth Friekh	sounds like deck
Sani Fuimaono	SUH-nee foo-ee-MAH-oh-no
Edgar Gastelum	gah-STELL-um
Samajie Grant	sah-MAH-jay
Carter Hehr	sounds like hair
Zach Hemmila	HEM-uh-lah
Cody Ippolito	ip-poh-LEE-toe
Tellas Jones	TELL-us

Alex Kosinski	koh-ZIN-ski
Jake Laudenslager	lau-den-SLAY-ger
Branden Leon	LEE-own
Anthony Mariscal	mair-RIH-skal
Paul Magloire	MAH-glore
Kwesi Mashack	QWAY-see MAY-shack
Abraham Mendivil	men-DIH-vill
Matt Morin	MORE-in
Kahi Neves	KAH-hee NEH-vis
Josh Pollack	PAUL-ick
Donald Reiter	sounds like writer
Anu Solomon	AH-new
Freddie Tagaloa	tag-uh-LOH-ah
Chacho Ulloa	oo-YO-uh
Marquis Ware	MAR-keese
Zach Werlinger	wer-LING-er

Staff

Jahmile Addae	JUH-mall UH-dye
Vincent Amey	Sounds like name Amy
Jim Michalczik	muh-hall-CHECK
Charlie Ragle	RAY-gull



Rich Rodriguez
Head Coach

Year in Coaching: 32nd
Year at Arizona: Fifth

Entering his fifth season as head coach at Arizona, Rich Rodriguez has guided the program to four-consecutive bowl games for the first time in school history, including playing for a Pac-12 Championship and a first-ever New Year's Six bowl game in 2014. He was introduced as the Wildcats' 30th head coach on Nov. 22, 2011.

Heading into 2016, Rodriguez carries a career record of 153-104-2 in 21 seasons, marked by Division I records of 60-26 at West Virginia, 15-22 at Michigan and 33-20 with the Wildcats. He began his head coaching career at Salem (W.Va.) University in 1988 and then coached at Glenville State (W.Va.) from 1990-96.

The 2015 season, Rodriguez's fourth in the Old Pueblo, produced a New Mexico Bowl victory and a win over an Associated Press Top 10 opponent (No. 10 Utah) for the fourth consecutive season. The four-year senior class again went out winners, capping off a four-year stretch with 33 total victories that is the most ever in such a span for the program.

Despite battling a string of injuries on both sides of the ball, Arizona's offense was again one of the league's most potent units in 2015. The Wildcats ranked in the top-four in most all major categories, including third in total offense with 494.9 yards per game, third in rushing (222.3 ypg) and fourth in scoring offense (37.4 ppg). The scoring average was third-highest in school history.

Rodriguez's third season with the Wildcats was highlighted by a 10-4 record, a Pac-12 South Championship, a Fiesta Bowl berth and winning the Territorial Cup game against ASU. Arizona finished the regular season with 10 wins for only the third time in program history as Rodriguez was named the 2014 Pac-12 Coach of the Year. The streak continued as Rodriguez and the squad defeated a top-10 ranked program for the third-straight campaign with a 31-24 road victory over No. 2 Oregon on Oct. 2.

Offensively, quarterback Anu Solomon became the first freshman ever to start a season opener for the school and went on to throw for 3,793 yards with 28 passing touchdowns and only nine interceptions. He owns the UA freshman records for passing yards, passing touchdowns, pass attempts (540) and pass completions (313). Freshman Nick Wilson collected seven games with 100+ yards and with his 1,375 markers on the season, he set the school freshman rushing record.

Linebacker Scooby Wright III was easily the nation's most prolific defender. Based on a vote of head coaches, media and college athletics personnel, he won the Bronko Nagurski Trophy, the Rotary Lombardi Award and the Chuck Bednarik Award, all given annually to the nation's top defender. Also the Pat Tillman Pac-12 Defensive Player of the Year, he ranked in the top five among FBS players for total tackles (163), tackles for loss (29.0), sacks (14.0) and forced fumbles (6). Wright is UA's sixth all-time unanimous All-American.

In 2013, the Wildcats posted an 8-5 record with a bowl victory over the Boston College Eagles in the AdvoCare V100 Bowl in Shreveport, La. Arizona knocked off a top-10 ranked team with a 42-16 win over No. 5 Oregon on Nov. 23.

Running back Ka'Deem Carey earned consensus All-America honors for the second-straight season, was named the 2013 Pac-12 offensive Player of the Year and a Doak Walker Award finalist. He ended his three seasons in Tucson as Arizona's all-time career rushing leader (4,239 yards) and all-time all-purpose yardage leader (5,483). Carey recorded 16-straight games in which he eclipsed the century mark rushing, the longest streak in Pac-12 history and the longest for any FBS player in the last 10 seasons.

Senior B.J. Denker threw for 2,516 yards, completing 233 of 381 attempts with just seven interceptions, and connected on 16 scores to eight different receivers. Showing his versatility, Denker also rushed for 949 yards on 181 attempts with 13 scores. Against Colorado, he amassed 457 yards of total offense (265 passing, 192 rushing), the sixth-highest single-game output in school history and a school record for rushing yards in a game by a quarterback.

The 2012 season proved successful for Arizona in Rodriguez's spread-offense, no-huddle system. The Cats beat No. 10 USC, 39-36, on Oct. 27 en route to an 8-5 season and a win over Nevada in the Gildan New Mexico Bowl. Carey led the nation in total rushing yards (1,929) and yards per game (148.38) while rewriting the Arizona record book. For his efforts, Carey was named first-team All-Pac-12 and a consensus All-American, UA's first on the offensive

side of the ball.

Rodriguez inherited a fifth-year senior in quarterback Matt Scott who was perfectly suited to run the Wildcat offense. With Scott as signal caller, Arizona was 7-5 as he orchestrated come-from-behind wins against No. 10 USC and Nevada. Earning second-team All-Pac-12 honors, Scott led the conference in yards per game with 301.7 and ranked No. 2 in the league in total yardage.

Austin Hill totaled 81 catches for 1,364 yards and 11 touchdowns to lead the Wildcat receivers in 2012. He was named a Biletnikoff Award semifinalist, second-team All-Pac-12 and fourth-team All-America by Phil Steele. He ranked No. 2 in the Pac-12 in total receiving yards and yards per game (104.9).

UA led the Pac-12 in total offense for four-straight weeks (weeks 6-9) and ranked as high as fourth nationally in weeks three, seven and nine. Arizona's offensive triple-threat attack featured a 3,000-yard passer (Scott - 3,620 yards), a 1,500-yard rusher (Carey - 1,929 yards) and a 1,000-yard receiver (Hill - 1,364 yards).

Defensively, Arizona was led by linebacker Jake Fischer, an All-Pac-12 honorable mention and CoSIDA Academic All-District honoree. Fischer ranked third in the Pac-12 in total tackles with 76 and 9.2 per game. Cornerback Shaquille Richardson ranked fourth in the league and No. 16 nationally in passes broken up with 14. Safety Jared Tevis also earned All-Pac-12 honorable mention nods.

Rodriguez served as a football analyst for CBS Sports during the 2011 season. Previously, Rodriguez was head coach at Michigan from 2008 to 2010 and made a Division I statement as head coach at West Virginia from 2001-07, where he compiled a 60-26 record and won four Big East Conference titles.

Rodriguez's West Virginia teams were Big East Champions in 2003, 2004, 2005 and 2007 while appearing in two BCS bowls, the 2005 Sugar Bowl with a victory over Georgia for an 11-1 record and a victory over Oklahoma in the 2007 Fiesta Bowl to finish 10-2 shortly after Rodriguez had left for Michigan. His 2006 club finished 11-2 after a victory over Georgia Tech in the Gator Bowl. He also coached the Mountaineers to the 2002 Continental Tire Bowl and the 2003 and 2004 Gator Bowl.

While at Salem, he was a secondary coach and special teams coordinator in 1986 and assistant head coach and defensive coordinator in 1987. He was the youngest head coach in college football when appointed by Salem in 1988 at age 24. The school disbanded its football program the next year and he served as a volunteer assistant at West Virginia working with outside linebackers in 1989.

Prior to accepting the West Virginia job in late November 2000, Rodriguez served as offensive coordinator and associate head coach for Tommy Bowden at Clemson in 1999 and 2000, with the Tigers recording a 15-9 record in two seasons. He was offensive coordinator and quarterbacks coach for Bowden at Tulane for two years prior to that, 1997-98, when he helped lead the Green Wave to a 19-4 mark, including an undefeated 12-0 season with the Conference USA Champs and Liberty Bowl victors in 1998.

At Glenville State, his teams won or shared four consecutive West Virginia Intercollegiate Athletic Conference titles and he was named WVIAC Coach of the Year in 1993 and 1994, as well as the NAIA Coach of the Year after leading his team to a national runner-up finish. He also was recognized by the West Virginia Sports Writers Association as the state College Coach of the Year for all sports in 1993. He led the Pioneers to the national playoffs twice and posted a 43-28-2 record. He also served as Glenville's AD in 1995-96 and was inducted into its Hall of Fame in 2003.

Rodriguez graduated from West Virginia in 1986, where he started as a walk-on in 1981 and became a three-year letterwinner as a defensive back from 1982-84. He added a master's degree from Salem in 1987. He is a native of Grant Town, W. Va., and graduated from North Marion High School. Rodriguez and his wife, Rita, have two children, Raquel and Rhett.

Rodriguez Coaching History

2012-	Arizona, head coach (33-20)
2008-10	Michigan, head coach (15-22)
2001-07	West Virginia, head coach (60-26); Big East Champions 2003-05, 2007
1999-2000	Clemson, offensive coordinator/quarterbacks
1997-98	Tulane, offensive coordinator/quarterbacks
1990-96	Glenville State, head coach (43-28-2); WVIAC Champions 1993-96
1989	West Virginia, volunteer assistant
1988	Salem, head coach (2-8)
1987	Salem University, asst. head coach/def. coordinator
1986	Salem University, secondary/special teams
1985	West Virginia, student assistant

Overall head coaching career: 153-104-2

Division I-A head coaching: 108-68

Year-By-Year as Head Coach

Year	Record	Conference (place)	School	Bowl
2015	7-6	3-6 (5thS)	Arizona	New Mexico
2014	10-4	7-2 (1stS)	Arizona	VIZIO Fiesta
2013	8-5	4-5 (4thS)	Arizona	AdvoCare V100
2012	8-5	4-5 (T4thS)	Arizona (Pac-12)	New Mexico
2010	7-6	3-5 (T7th)	Michigan	Gator
2009	5-7	1-7 (10th)	Michigan	
2008	3-9	2-6 (9th)	Michigan (Big Ten)	
2007	10-2	5-2 (T2nd)	West Virginia	Fiesta
2006	11-2	5-2 (T2nd)	West Virginia	Gator
2005	11-1	7-0 (1st)	West Virginia	Sugar
2004	8-4	4-2 (T1st)	West Virginia	Gator
2003	8-5	6-1 (T1st)	West Virginia	Gator
2002	9-4	6-1 (2nd)	West Virginia	Continental Tire
2001	3-8	1-7 (7th)	West Virginia (Big East)	
1996	6-4	6-1 (T1st)	Glenville State	
1995	8-2	6-1 (T1st)	Glenville State	
1994	8-3	5-1 (T1st)	Glenville State	
1993	10-3	6-1 (1st)	Glenville State	
1992	6-4	5-2 (3rd)	Glenville State	
1991	4-5-1	3-4 (T5th)	Glenville State	
1990	1-7-1	1-5 (T6th)	Glenville State (WVIAC)	
1988	2-8	2-5 (5th)	Salem University (WVIAC)	

Rich Rodriguez File

Hometown Grant Town, W.Va.
 High School North Marion
 College West Virginia, 1986
 Master's Salem University, 1987
 Playing Career West Virginia, 1981-84, defensive back
 Family Wife, Rita; Children, Raquel and Rhett



Calvin Magee
**Associate Head Coach/
 Co-Offensive Coordinator/Running Backs**

Year in Coaching: 27th
Year at Arizona: Fifth

In his fifth season at Arizona, Calvin Magee joined the Arizona staff on Dec. 7, 2011 as associate head coach, co-offensive coordinator and running backs coach. He's been a successful coordinator of spread-option running attacks for head coach Rich Rodriguez at some of the nation's top programs. With more than 25 years in the profession, he has coached in 12 bowl games.

The 2014 season saw a true freshman successfully emerge at running back in Nick Wilson. He collected seven games with 100+ yards and with his 1,375 markers, he set the UA freshman rushing record. Magee's running backs totaled 2,067 yards and 21 touchdowns during the year, with redshirt senior Terris Jones-Grigsby chipping in 567 yards and three scores. He put together a 115-yard outing with one touchdown in the Wildcats' 31-24 road victory at No. 2 Oregon.

In 2013, Ka'Deem Carey paced the Wildcats and anchored an offense that posted an 8-5 record and a second-straight bowl win (AdvoCare V100 Bowl). He was a consensus All-American again in 2013, a Doak Walker Award finalist and the 2013 Pac-12 Offensive Player of the Year. Carey departed as Arizona's all-time career rushing leader (4,239 yards) and all-time all-purpose yardage leader (5,483). He finished the season with 1,885 yards (No. 3 nationally) on 349 carries and 19 touchdowns while averaging 157.1 yards per game (No. 2 nationally) and 29.08 carries per game (No. 1 nationally). Carey recorded 16-straight games in which he eclipsed the century mark rushing, the longest streak in Pac-12 history and the longest for any FBS player in the last 10 seasons.

Magee's first campaign with the Cats, 2012, was a banner year for the Wildcat offense. Carey led the nation in total rushing yards (1,929) and yards per game (148.38) while rewriting the Arizona record book. For his efforts, Carey was named first-team All-

Pac-12 and a consensus All-American, UA's first on the offensive side of the ball. UA led the Pac-12 in total offense for four-straight weeks (weeks 6-9) and ranked as high as fourth nationally in weeks three, seven and nine. Arizona's offensive triple-threat attack featured a 3,000-yard passer (Matt Scott - 3,620 yards), a 1,500-yard rusher (Carey - 1,929 yards) and a 1,000-yard receiver (Austin Hill - 1,364 yards).

Magee served as assistant head coach and co-offensive coordinator at Pittsburgh in 2011 after coaching for Rodriguez for three years at Michigan (2008-10) and seven years at West Virginia (2001-07). He was associate head coach, offensive coordinator and running backs coach at Michigan, and coached running backs throughout his tenure in Morgantown while adding the coordinator post his final three seasons and assistant head coach his last year at West Virginia.

He began his college coaching career at South Florida where he coached tight ends (1996), running backs (1999-00) and served as running game coordinator the final two years.

Magee was an All-American tight end at Southern University, earning first-team honors in 1983 and 1984. He led the Jaguars each of his four seasons (1981-84) and was MVP of the 1985 Freedom Bowl. A three-time All-Southwestern Athletic Conference selection, he was inducted into the Southern University Hall of Fame in 2000.

Following his playing tenure at Southern, he had a five-year stint in the National Football League with the Tampa Bay Buccaneers (1985-89).

A native of New Orleans, Magee earned a bachelor's degree from South Florida in 1990. He and his wife, Rosie, have two daughters, Jade and Jasmine, a son, Bryson, two grandsons and a granddaughter.

Magee's Coaching History

2012- Arizona, associate head coach/co-offensive coordinator/running backs
 2011 Pittsburgh, assistant head coach/co-offensive coordinator/running backs
 2008-10 Michigan, offensive coordinator/running backs
 2007 West Virginia, assistant head coach/offensive coordinator/running backs
 2005-07 West Virginia, offensive coordinator/running backs
 2001-06 West Virginia, running backs
 1999-2000 South Florida, running backs/running game coordinator
 1997-98 South Florida, running backs
 1996 South Florida, tight ends
 1990-95 Tampa Catholic High School, assistant head coach/offensive coordinator

Magee in the Bowls

2015 Gildan New Mexico Bowl, Arizona co-coordinator
 2014 VIZIO Fiesta Bowl, Arizona co-coordinator
 2013 Advocare V100 Bowl, Arizona, co-coordinator
 2012 Gildan New Mexico Bowl, Arizona, co-coordinator
 2011 BBVA Compass Bowl, Pittsburgh, co-coordinator
 2010 Gator Bowl, Michigan coordinator
 2007 Fiesta Bowl, West Virginia coordinator
 2006 Gator Bowl, West Virginia coordinator
 2005 Sugar Bowl, West Virginia coordinator
 2004 Gator Bowl, West Virginia assistant
 2003 Gator Bowl, West Virginia assistant
 2002 Continental Tire Bowl, West Virginia assistant

Calvin Magee File

Hometown New Orleans, La.
 High School Booker T. Washington
 College South Florida, 1990
 Playing Career Southern, 1981-84, tight end
 NFL - Tampa Bay, 1985-89, tight end
 Family Wife, Rosie; Children, Jade, Bryson, Jasmine
 Recruiting Area New Orleans



Rod Smith
Co-Offensive Coordinator/Quarterbacks

Year in Coaching: 20th
Year at Arizona: Fifth

Rod Smith enters his fifth season with the Wildcats, serving on head coach Rich Rodriguez's staff as co-offensive coordinator and quarterbacks coach. He joined the staff in December 2011 following one season in the same position at Indiana. A former Rodriguez signal caller himself, he brings some 20 years of experience to the position and has coached in nine bowl games.

The 2014 season saw the beginning of a potentially successful future for the young Anu Solomon. He became the first freshman ever to start a season opener for Arizona and went on to throw for 3,793 yards with 28 passing touchdowns and only nine interceptions. He owns the UA freshman records for passing yards, passing touchdowns, pass attempts (540) and pass completions (313). He threw five touchdown passes in two games and led FBS freshman quarterbacks in total passing yards.

Under Smith's guidance, fifth-year senior B.J. Denker started and played all 13 games at quarterback in 2013 after playing in six games in 2012. He threw for 2,516 yards, completing 233 of 381 attempts with just seven interceptions. He threw for 16 scores to eight different receivers and averaged 193.5 passing yards per game with a long throw of 60 yards to Terrence Miller in Arizona's road win at California.

Denker also rushed for 949 yards on 181 attempts with 13 scores and recorded a long carry of 54 yards in the Wildcats' road win at Colorado. Also against the Buffs, he amassed 457 yards of total offense (265 passing, 192 rushing), the sixth-highest single-game output in school history, and totaled 192 yards, a school record for rushing yards in a game by a quarterback.

In 2012, Smith inherited a fifth-year senior in quarterback Matt Scott who was perfectly suited to run the Wildcat offense. With Scott as signal caller, Arizona was 7-5 as he orchestrated come-from-behind wins against No. 10 USC and Nevada in the Gildan New Mexico Bowl. Earning second-team All-Pac-12 honors, Scott led the conference in yards per game with 301.7 and ranked No. 2 in the league in total yardage.

UA led the Pac-12 in total offense for four straight weeks (weeks 6-9) and ranked as high as fourth nationally in weeks three, seven and nine. Arizona's offensive triple-threat attack featured a 3,000-yard passer (Scott - 3,620 yards), a 1,500-yard rusher (Ka'Deem Carey - 1,929 yards) and a 1,000-yard receiver (Austin Hill - 1,364 yards).

Smith coached quarterbacks under Rodriguez at Michigan from 2008 to 2010 and at West Virginia in 2007. He helped develop two of the most explosive signal callers in Rodriguez' offensive system, WVU's Pat White and Michigan's Denard Robinson.

Smith was offensive coordinator and quarterbacks coach at South Florida in 2005 and 2006 after starting on the staff there as passing game coordinator and quarterbacks coach in 2001.

Smith began his coaching career as offensive coordinator at Franklin High School in West Virginia (1997) before joining the college ranks as offensive coordinator at Urbana (Ohio) University (1998-99) and offensive coordinator at West Virginia Tech (2000).

He also spent time as a graduate assistant at Clemson in 2001, working with offensive coordinator Rodriguez and relocated with Rodriguez as a graduate assistant member of the coach's initial staff at WVU for a few months before taking a full time position at USF.

He played under Rodriguez as a quarterback at Glenville State from 1993-96, where he earned his undergraduate degree in 1997. He was an All-American and team captain his senior year.

Smith received a master's degree from Urbana University (Ohio) in 2000. He and his wife, Charlene, have a son, Alex, and a daughter, Sasha.

Smith's Coaching History

2012-	Arizona, co-offensive coordinator/quarterbacks
2011	Indiana, co-offensive coordinator/quarterbacks
2008-10	Michigan, quarterbacks
2007	West Virginia, quarterbacks
2005-06	South Florida, offensive coordinator/quarterbacks
2001-04	South Florida, quarterbacks/passing game coordinator
2001	Clemson, graduate assistant; West Virginia graduate assistant
2000	West Virginia Tech, offensive coordinator
1998-99	Urbana University, offensive coordinator
1997	Franklin High School (W. Va.), offensive coordinator

Smith in the Bowls

2015	Gildan New Mexico Bowl, Arizona co-coordinator
2014	VIZIO Fiesta Bowl, Arizona co-coordinator
2013	AdvoCare V100 Bowl, Arizona co-coordinator
2012	Gildan New Mexico Bowl, Arizona co-coordinator
2010	Gator Bowl, Michigan assistant
2007	Fiesta Bowl, West Virginia assistant
2006	Papa John's Bowl, South Florida assistant
2005	Meineke Car Care Bowl, South Florida assistant
2001	Gator Bowl, Clemson graduate assistant

Rod Smith File

Hometown	Franklin, W. Va.
High School	Franklin
College	Glenville State, 1997
Master's	Urbana University (Ohio), 2000
Playing Career	Glenville State, 1993-96, quarterback
Family	Wife, Charlene; Children, Alex and Sasha
Recruiting Area	San Diego, Orlando, Western Arizona JUCOs



Marcel Yates
Defensive Coordinator/Linebackers

Year in Coaching: 16th
Year at Arizona: First

Marcel Yates enters his first season on staff following his hire as defensive coordinator on Jan. 19, 2016. In addition to coordinator responsibilities, Yates coaches UA's linebackers.

Yates previously served as the defensive coordinator at Boise State where he led an attacking-style defense with a reputation for forcing turnovers the past two seasons. Under Yates, the Broncos' defense ranked highly in notable categories, including being one of two teams nationally to post top-10 finishes for turnovers forced each of the last two years. His 2014 unit also ranked seventh nationally in both tackles for loss and sacks, while the 2015 squad turned in the fifth-best rush defense, 12th total defense and 18th-best scoring defense. The Broncos earned a pair of bowl victories along with the 2014 Mountain West championship in Yates' tenure as a coordinator.

In his entire time as an assistant at Boise State, the Broncos won seven conference championships in nine seasons and appeared in a bowl game each year. The Broncos won five of the bowl games, including both the 2007 and 2010 Tostitos Fiesta Bowls.

During his final six seasons with Boise State, five defensive backs went on to be selected in the National Football League Draft: Gerald Alexander (Second Round, Detroit Lions, 2007), Orlando Scandrick (Fifth Round, Dallas Cowboys, 2008), Kyle Wilson (First Round, New York Jets, 2010), Brandyn Thompson (Seventh Round, Washington Redskins, 2011) and George Iloka (Fifth Round, Cincinnati Bengals, 2012).

A graduate of Boise State and an assistant coach with the Broncos from 2003-11, Yates returned to his alma mater in 2014 following a two-year stint as the co-defensive coordinator at Texas A&M. During his time in College Station, the Aggies concluded the 2012 season ranked fifth nationally in both the Associated Press and USA Today Coaches Polls, and won 11 games for the first time since 1998. The Aggies went 9-4 in 2013, finishing the season ranked No. 18 in each poll.

Yates, who played defensive back for the Broncos from 1996-99, was Boise State's cornerbacks coach from 2003-05, before taking over the entire secondary from 2006-11. He added defensive pass game coordinator responsibilities in 2011, before moving on to Texas A&M.

While with the Broncos in his initial stint as an assistant, Boise State won seven conference championships in nine seasons and appeared in a bowl game each year. The Broncos won five of the bowl games, including both the 2007 and 2010 Tostitos Fiesta Bowls.

Prior to his first job at Boise State in 2003, Yates was an assistant secondary coach at Montana State from 2001-02. In his second season with the Bobcats, Montana State won its first Big Sky Conference Championship and earned its first NCAA Division I-AA Playoff appearance in 18 years.

Yates earned his bachelor's degree in social science from Boise State in 2000. Following his senior season, he earned the team's Denny Erickson Award for Valor.

He and his wife Melanie have two children, daughter Kaybrie and son Eric.

Yates' Coaching History

- 2016- Arizona, defensive coordinator/linebackers
- 2014-15 Boise State, defensive coordinator
- 2012-13 Texas A&M, co-defensive coordinator
- 2011 Boise State, passing game coordinatory/secondary
- 2006-10 Boise State, secondary
- 2003-05 Boise State, cornerbacks
- 2001-02 Montana State, assistant secondary coach

Yates in the Bowls

- 2015 Poinsettia Bowl, Boise State coordinator
- 2014 Fiesta Bowl, Boise State coordinator
- 2013 Chick-Fil-A Bowl, Texas A&M co-coordinator
- 2012 Cotton Bowl, Texas A&M co-coordinator
- 2011 Vegas Bowl, Boise State assistant
- 2010 Vegas Bowl, Boise State assistant
- 2009 Fiesta Bowl, Boise State assistant
- 2008 Poinsettia Bowl, Boise State assistant
- 2007 Hawaii Bowl, Boise State assistant
- 2006 Fiesta Bowl, Boise State assistant
- 2005 MPC Computers Bowl, Boise State assistant
- 2004 Liberty Bowl, Boise State assistant
- 2003 Fort Worth Bowl, Boise State assistant

Marcel Yates File

- Hometown Los Angeles, Calif.
- College Boise State, 2000
- Playing Career Boise State, 1996-99, defensive back
- Family Wife, Melanie; Children, Eric and Kaybrie
- Recruiting Areas Orange County (Calif.), Dallas



Jahmile Addae Safeties

Year in Coaching: Fifth
Year at Arizona: Fourth (1st as assistant)

Jahmile Addae (JUH-mall UH-dye) is in his fourth season as a member of the Arizona football staff. He was named assistant coach and cornerbacks coach on Dec. 21, 2016. Previously, he assisted with the day-to-day duties of program management with a focus on defensive film breakdown as a football analyst for the Wildcats.

He spent the 2010 and 2011 seasons as the running backs coach at the University of Cincinnati.

At UC, Addae mentored All-BIG EAST Second-Team selection Isaiah Pead, who rushed for 1,029 yards while leading the conference in yards per carry (6.6), a mark that ranked him in the top-10 nationally. Pead, who averaged 93.6 yards per game, was UC's first 1,000-yard rusher in almost a decade and only the Bearcats' seventh all-time. Addae was recognized by Rivals.com as one of the top-10 recruiters in the BIG EAST Conference.

Before coaching the Bearcats, Addae served as UC's Director of Player Development. He also managed many of UC's off-the-field responsibilities, including the highly-successful Cats In The Community program.

Addae arrived at UC after two seasons as a defensive graduate assistant at the University of Michigan where he worked with the Wolverines' defensive secondary and scout team offense. Addae was a graduate assistant in the football video department at West Virginia University in 2007.

He was a four-year starter, two-time captain and three-time All-BIG EAST performer at West Virginia. He was a finalist for the 2005 Ronnie Lott Trophy and was named to the watch list for the 2005 Jim Thorpe Award. He was selected for the Senior Bowl in 2005 and participated in the NFL Combine.

A native of Tampa, Fla., Addae signed a free agent contract with his hometown Tampa Bay Buccaneers in 2005 and spent the end of the season with the Indianapolis Colts.

Addae and his wife, Maryann, have two sons, Agyeman and Ayden.

Addae's Coaching History

- 2016- Arizona, safeties coach
- 2013-15 Arizona, football analyst
- 2010-11 Cincinnati, running backs coach
- 2008-09 Michigan, defensive graduate assistant
- 2007 West Virginia, football video graduate assistant

Addae in the Bowls (as assistant)

- 2011 Liberty Bowl, Cincinnati
- 2010 Sugar Bowl, Cincinnati

Jahmile Addae File

- Hometown Tampa, Fla.
- College West Virginia
- Playing Career West Virginia, 2002-05
- Family Wife, Maryann; Children Agyeman and Ayden
- Recruiting Area Tampa, West Coast of Florida, Las Vegas



Vincent Amey Defensive Line

Year in Coaching: 14th
Year at Arizona: Fifth

Vince Amey was named defensive line coach on Feb. 10, 2016, after serving as a football analyst for the program during the 2015 season.

As an analyst, Amey assisted with the day-to-day duties of program management with a focus on film breakdown. Previously, he spent three seasons working with the Wildcats' strength and conditioning staff.

Amey came to the program with several years of football coaching and playing experience. Prior to his arrival in Tucson in 2012, he served as defensive line coach at Chaparral High School in Phoenix, the 2011 Arizona State Champions.

In addition to coaching at Chaparral, Amey has two years coaching experience at McClintock High School, two years at Westwood High School and three years as defensive coordinator at St. Mary's (Phoenix) High School. Amey also served as the defensive coordinator of the Stockton Lightning for the 2009 season in the Arena League.

He played in the NFL, originally drafted by the Oakland Raiders, in NFL Europe and in the Arena League. He was a member of the 1999 NFL Europe Championship team with the Frankfurt Galaxy and is an eight-year veteran of the Arena Football League, spending a significant amount of his career with the Arizona Rattlers.

Amey was a four-year letterman at Arizona State as a defensive tackle. He played as a true freshman in 1994, was a member of the 1996 and 1997 Pac-10 Championship teams, started at defensive tackle in the 1997 Rose Bowl and was named Pac-12 Honorable Mention.

Amey and his wife, Kelley, have sons Myles and twins, Dallas and Jackson.

Vincent Amey Coaching History (collegiate level)

2015 Arizona, football analyst
2012-14 Arizona, assistant strength and conditioning coach

Vincent Amey File

Hometown Union City, Calif.
College Arizona State, 2010
Playing Career Arizona State, 1994-97
Family Wife, Kelley; Children, Myles, Dallas and Jackson
Recruiting Areas Phoenix, Bay Area (Calif.)

**Tony Dews
Receivers**

Year in Coaching: 20th
Year at Arizona: Fifth

In his fifth season with Arizona, Tony Dews coaches the Wildcat receivers. He was named to Rich Rodriguez's staff on Dec. 7, 2011.

In 2015, Cayleb Jones led a diverse receiving corps with 904 yards on 55 receptions, averaging 16.4 yards per catch. He along with Johnny Jackson, Nate Phillips, David Richards and Samajie Grant all racked up at least 30 catches for a pass-

ing attack that averaged 272.6 yards per game.

Even distribution was the result of a successful 2014 for Dews' receivers. Ten players had 10 or more receptions and seven ended the season with 20+ receptions. Ten scored at least one touchdown while six had multiple scores. Jones, a newcomer, paced the group with 1,019 yards and nine scores. He averaged 14.0 yards per catch and 72.8 yards per game.

Playing for Dews for two seasons, Austin Hill ended his career with 150 receptions, 17 touchdowns and 2,305 yards. He hauled in a pass reception in 31-straight games played.

In 2013, Arizona's receivers accumulated 2,269 yards from 196 receptions to average 11.6 yards per catch. Arizona's receiving corps was headlined by two true freshmen in 2013. Nate Phillips was named a Freshman All-America by the Football Writers' Association of America and earned All-Pac-12 Honorable Mention honors. He led the receivers with 51 catches for 696 yards and seven touchdowns while averaging 13.6 yards per catch. He collected nine receptions and totaled 193 yards – the most ever by a true freshman in school history – in the AdvoCare V100 Bowl victory vs. Boston College. His yardage total is 11th-most in single-game history. Samajie Grant totaled 47 receptions for 373 yards and one touchdown.

Hill totaled 81 catches for 1,364 yards and 11 touchdowns to lead the Wildcat receivers in 2012. He was named a Biletnikoff Award semifinalist, second-team All-Pac-12 and fourth-team All-America by Phil Steele. He ranked No. 2 in the Pac-12 in total receiving yards and yards per game (104.9).

Dews spent the 2011 season as tight ends coach and recruiting coordinator at Pittsburgh. He coached with Rodriguez at Michigan for three years (2008-10), at West Virginia for one season (2007), and has coached at six other schools in his career.

He coached tight ends at Central Michigan in 2004 and 2005, serving as CMU's special teams coordinator the final year. He coached linebackers and was associate special teams coordinator at UNLV in 2006 before joining Rodriguez' staff at WVU the following year. Dews also coached the offensive line at California (Pa.) University in 2002, and the defensive line at Holy Cross in 2003 before joining the staff at Central Michigan.

Dews began his coaching career at Bainbridge (Ga.) High School as offensive line coach in 1997. He moved to the collegiate ranks as a graduate assistant at West Virginia from 1999-2001, then with his first full-time position at Millersville University outside Lancaster, Pa. in 1998, working with the defensive line.

A graduate of Liberty University in 1996, Dews earned a master's degree from West Virginia in 2001. He played tight end and was the Flames' leading receiver among tight ends his final two years at Liberty.

He and his wife, Tamika, have four daughters, Savannah, Sierra, Sydney and Sienna.

Dews' Coaching History

2012- Arizona, receivers
2011 Pittsburgh, tight ends/recruiting coordinator
2008-10 Michigan, receivers
2007 West Virginia, receivers
2006 UNLV, linebackers/special teams
2004-05 Central Michigan, tight ends/special teams
2003 Holy Cross, defensive line
2002 California University (Pa.), offensive line
1999-2001 West Virginia, graduate assistant
1998 Millersville University, defensive line
1997 Bainbridge High School (Ga.), offensive line

Dews in the Bowls

2015 Gildan New Mexico Bowl, Arizona assistant
2014 VIZIO Fiesta Bowl, Arizona assistant
2013 AdvoCare V100 Bowl, Arizona assistant
2012 Gildan New Mexico Bowl, Arizona assistant
2011 BBVA Compass Bowl, Pittsburgh assistant
2010 Gator Bowl, Michigan assistant
2007 Fiesta Bowl, West Virginia assistant
2000 Music City Bowl, West Virginia graduate assistant

Tony Dews File

Hometown Clifton, Va.
High School Centreville
College Liberty, 1996
Master's West Virginia, 2001
Playing Career Liberty, 1992-95, tight end
Family Wife, Tamika; Daughters, Savannah, Sierra, Sydney and Sienna
Recruiting Areas Inland Empire (Calif.), Southern California, Kansas JUCOs

**Jim Michalczyk
Offensive Line**

Year in Coaching: 27th
Year at Arizona: Fourth

Veteran collegiate and NFL assistant coach Jim Michalczyk is in his fourth season at Arizona. He joined head coach Rich Rodriguez's staff on Jan. 15, 2013 as the Wildcats' offensive line coach. He's coached at three Pac-12 schools and in 13 bowl games.

Arizona's offensive line proved more than reliable in 2015, while injuries to the quarterback and running back position would otherwise have created some uncertainty. But Michalczyk's unit replaced four-year starters at both tackle spots, plus a two-year starter at center without missing a beat. The Wildcats rolled up 222.3 yards per game on the ground, gained 272.6 through the air and averaged 37.4 points per game.

In 2014, Arizona's offensive line blocked for the Wildcats to average 463.6 yards of offense per game and 34.5 points per contest. Center Steven Gurrola earned second-team All-Pac-12 honors while Jacob Alsadek was a USA Today Freshman All-American. Running back Nick Wilson (1,375 yards) and quarterback Anu Solomon (3,793 yards) set school freshman records in their respective categories. Additionally, Solomon led FBS freshmen in total passing yards.

Under Michalczyk's guidance, the Wildcats' offensive line blocked for Ka'Deem Carey's 1,885 yards and 19 touchdowns in 2013. Additionally, B.J. Denker threw for 2,516 yards and 16 scores. Arizona's offense averaged 33.5 points per game, totaled 311 first downs and averaged 458.5 yards of offense per game.

Michalczyk came to Arizona after spending nine seasons over two stints on the California coaching staff from 2002-08 and 2011-12, serving his first seven campaigns with the Golden Bears as the offensive line coach and his final two as the team's offensive coordinator, in addition to his offensive line duties. He was a member of the Oakland Raiders staff in 2009-10, serving as offensive line coach.

He has a combined 26 campaigns of experience in the collegiate and professional

coaching ranks, including a total of eight winning seasons and seven bowl games with the Bears. The play of Cal's offensive line under Michalczik's direction from 2002-08 and again in 2011 and 2012 was a key factor to the Bears posting a 69-45 (.605) record during the nine-year period.

He played a key role in the Oakland turnaround in 2010, as the Raiders went undefeated in the AFC West. The Oakland offense ranked second in the NFL in rushing (155.9 ypg), sixth in scoring (25.6 ppg) and 10th in total offense (354.6 ypg). Tackle Jared Veldheer was chosen to several all-rookie teams.

Cal's rushing attack that produced 1,000-yard rushers in eight of Michalczik's nine seasons was a key factor in the success of the offense during his tenure. In 2004, J.J. Arrington set a single-season school record with 2,018 rushing yards and ranked second in the nation in rushing yards per game (168.17 ypg), with Michalczik's offensive line clearing the way. Arrington was also the eighth-leading vote-getter in the Heisman Trophy race that year. The Bears were ranked in the top 10 nationally in rushing offense in both 2004 (256.75 ypg, 6th) and 2005 (235.25 ypg, 9th), while leading the Pac-10 in both 2003 (168.29 ypg) and 2004.

Current NFL players Alex Mack and Mitchell Schwartz (Cleveland) and Brian De La Puente (Chicago) are among the 13 former offensive linemen that played for Michalczik to be signed by NFL teams. Others that spent time on NFL rosters include Justin Cheadle, Mike Gibson, Aaron Merz, Ryan O'Callaghan, Marvin Philip, Erik Robertson, Brian Schwenke, Mike Tepper, Scott Tercero and Mark Wilson.

Prior to joining Cal in 2002, he spent three seasons at Oregon State coaching the tight ends, while also serving as special teams coordinator and an assistant coach on the offensive line. The Beavers posted their first winning season in 29 years in his first campaign in Corvallis in 1999.

Michalczik was also the offensive line coach for seven seasons at Montana State from 1992-98 after beginning his coaching career with two campaigns (1990-91) as the defensive line coach at Miami (Fla.). The Hurricanes won the 1991 national title after posting an unbeaten 12-0 season. In 1990, Miami was ranked fourth nationally and finished with a 9-2 mark. Under Michalczik's tutelage, Russell Maryland was the 1990 Outland Trophy winner and a first-round draft pick.

He is a 1988 graduate of Washington State, including an appearance in the 1988 Aloha Bowl as a member of the Cougars' offensive line. He earned three letters as an offensive guard in Pullman, earning honorable mention All-Pac-10 and honorable mention All-America honors from The Sporting News as a senior.

A native of Port Angeles, Wash., Michalczik and his wife, Jennifer, have two sons, Max and Chase.

Michalczik Coaching History

- 2013- Arizona, offensive line
- 2011-12 California, offensive coordinator/offensive line
- 2009-10 Oakland Raiders, offensive line
- 2002-08 California, assistant head coach/offensive line
- 1999-2001 Oregon State, tight ends/special teams/offensive line
- 1992-98 Montana State, offensive line
- 1990-91 Miami, defensive line

Michalczik in the Bowls

- 2015 Gildan New Mexico Bowl, Arizona assistant
- 2014 VIZIO Fiesta Bowl, Arizona assistant
- 2013 AdvoCare V100 Bowl, Arizona assistant
- 2011 Holiday Bowl, California coordinator
- 2008 Emerald Bowl, California assistant
- 2007 Armed Forces Bowl, California assistant
- 2006 Holiday Bowl, California assistant
- 2005 Las Vegas Bowl, California assistant
- 2004 Holiday Bowl, California assistant
- 2003 Insight Bowl, California assistant
- 2000 Fiesta Bowl, Oregon State assistant
- 1999 Oahu Bowl, Oregon State assistant
- 1992 Orange Bowl, Miami assistant
- 1991 Cotton Bowl, Miami assistant
- 1988 Aloha Bowl, Washington State player

Jim Michalczik File

Pronunciation	muh-hall-CHECK
Hometown	Port Angeles, Wash.
High School	Port Angeles
College	Washington State, 1988
Playing Career	Washington State, 1984-88, offensive line
Family	Wife, Jennifer; Sons, Max and Chase
Recruiting Areas	East Bay, Inland Empire, Washington



**Charlie Ragle
Tight Ends/Special Teams**

**Year in Coaching: Fifth
Year at Arizona: Fifth**

Charlie Ragle is in his fifth season at Arizona and his fourth as tight ends coach and special teams coordinator. He joined Rich Rodriguez's staff prior to the 2012 season as assistant director of operations and was named an assistant coach in December 2012.

With Ragle's guidance, first-year kicker Casey Skowron connected on 57-of-57 point after at-

tempts and 20 of 28 field goal attempts in 2014. He led the league in scoring with 123 points and ranked seventh among FBS kickers in total points scored en route to setting a single-season school record for points by a kicker.

In the Wildcats' 26-23 win in a hostile UTSA environment at the Alamodome, Skowron cleanly kicked four field goals and two point after attempts. He went on to earn Pac-12 Player of the Week honors after scoring a rushing TD on a fake field goal and hitting the 47-yard game winner vs. Washington on Nov. 15.

In his second season as Arizona's punter, Drew Rigglesman ranked No. 4 nationally and second in the Pac-12 in punting average (46.1) as he kicked 76 times for 3,501 yards with a long of 70 yards at UCLA. He had 30 kicks of 50+ yards and landed 23 inside the 20-yard line. Rigglesman was named second-team All-Pac-12 and SI.com Honorable Mention All-America. He was also named Pac-12 Special Teams Player of the Week for his 52.0 punt average and long kick of 67 yards at Utah on Nov. 22.

In 2013, first-year kicker Jake Smith scored 89 points with 12 field goals and 53 extra points. At UNLV on Sept. 7, he completed seven PAT and three field goals to set a school record for points in a game by a kicker (16) in the 58-13 win. He had a season-long kick of 53 yards in the road win at California.

Rigglesman had 56 punts for 2,243 yards with an average of 40.1 yards per kick and a long punt of 71 yards vs. Washington State. He recorded four touchbacks and landed 18 punts inside the 20 with 12 kicks of 50+ yards. Additionally, five of Ragle's players earned Pac-12 All-Academic honors.

Ragle was head coach at Chaparral High School in Scottsdale, Ariz. from 2007-11, winning three 5A II state championships in 2009, 2010 and 2011 while compiling a remarkable 63-7 record in the span. Ragle's last Firebird team went 14-1 in capturing his third Division II state title. He also shared athletic director duties at Chaparral.

He was defensive coordinator in 2005 at the school before taking a year to serve as a graduate assistant at ASU in 2006, working with the offensive line. He was defensive coordinator at Moon Valley High School in Phoenix for five years from 2000-04.

A 1998 graduate of Eastern New Mexico, Ragle was a three-year starting running back and kick returner. He and his wife, Carrie, have a daughter, Caylee, and a son, Chas.

Ragle Coaching History

- 2013- Arizona, tight ends/special teams
- 2007-11 Chaparral HS (Ariz.), head coach
- 2006 Arizona State, graduate assistant
- 2005 Chaparral HS (Ariz.), defensive coordinator
- 2000-04 Moon Valley HS (Ariz.), defensive coordinator

Ragle in the Bowls

- 2015 Gildan New Mexico Bowl, Arizona assistant
- 2014 VIZIO Fiesta Bowl, Arizona assistant
- 2013 AdvoCare V100 Bowl, Arizona assistant
- 2006 Sheraton Hawai'i Bowl, Arizona State graduate assistant

Charlie Ragle File

Hometown Playas, N.M.
 High School Animas
 College Eastern New Mexico, 1998
 Playing Career Eastern New Mexico, 1994-97, running back
 Family Wife Carrie; Children, Caylee and Chas
 Recruiting Area Phoenix, Houston, Hawaii



**Donté Williams
Cornerbacks**

**Year in Coaching: 10th
Year at Arizona: First**

Donté Williams enters his first season with the Wildcats after being hired on Jan. 17, 2016. An esteemed recruiter and accomplished secondary coach, Williams works with the Wildcats' cornerbacks.

Williams joins the Arizona coaching staff after three seasons at San Jose State, including the final two when he served as the secondary coach

and recruiting coordinator. Under his tutelage, the Spartans boasted one of the nation's top pass defenses, including the best mark in all of FBS in 2014 (117.8 yards per game), which was followed up by a No. 2 finish in 2015 (153.6 ypg).

The Spartans' defense made immediate improvement with Williams, who was promoted from cornerbacks coach to secondary after one year. In his first season overseeing the entire secondary in 2014, San Jose State's total defense improved 56 spots in the FBS rankings, while passing yards allowed improved 74 spots and passing touchdowns allowed jumped 103 spots.

In addition to his on-field work, Williams has garnered recognition for bolstering San Jose State's recruiting efforts. In February 2015, Sports Illustrated named Williams a Top 10 recruiter in college football. He was also tabbed the top recruiter in the Mountain West Conference by 247sports.com in 2014.

Williams joined the Spartans after two seasons as a graduate assistant at the University of Washington working with cornerbacks and linebackers. He was at the University of Nevada as an assistant linebacker coach in 2010.

Williams began his coaching career in 2007 as an assistant coach at Los Angeles Harbor College. He also worked one season each at El Camino College (2008) and Mt. San Antonio College (2009). In 2012, Williams completed a summer coaching internship with the Seattle Seahawks. Prior to the start of the Spartans' 2014 camp, he was a guest coach in the New Era All-Star Game in Japan.

The 2006 Idaho State University graduate played college football at Syracuse in 2003 and Idaho State in 2004 and 2005. Professionally, Williams played two seasons in Arena Football League 2 (AF2) for the Rio Grande Valley Dorados (2007) and Arkansas Twisters (2008). He was a first-team all-league player and a defensive team captain in each of his two seasons.

Williams' Coaching History

- 2014-15 San Jose State, secondary coach and recruiting coordinator
- 2013 San Jose State, cornerbacks
- 2011-12 Washington, graduate assistant/CBs/LBs
- 2010 Nevada, quality control assistant/LBs
- 2009 Mount San Antonio, secondary

Williams in the Bowls

- 2015 Cure Bowl, San Jose State assistant
- 2012 Las Vegas Bowl, Washington graduate assistant
- 2011 Alamo Bowl, Washington graduate assistant
- 2010 Fight Hunger Bowl, Nevada quality control assistant/LBs

Donté Williams File

Hometown Los Angeles, Calif.
 College Idaho State, 2005
 Playing Career Syracuse, 2003; Idaho State, 2004-05
 Recruiting Areas Los Angeles, Houston



**Kyle Quinn
Offensive Graduate Assistant**

**Year in Coaching: Third
Year at Arizona: Third**

Arizona alum Kyle Quinn is in his third season as an offensive graduate assistant under head coach Rich Rodriguez. He joined the staff in summer 2014 and works with the receivers while assisting with all facets of the offense. Previously, he served as running backs and slot receivers coach at Pueblo High School in Tucson.

A native of Antioch, Calif. and a graduate of stellar prep program De La Salle High School, Quinn played in 35 career games as a running back and on special teams for the Wildcats. He was part of three bowl teams, including the Gildan New Mexico and AdvoCare V100 Bowl Champions. He was a founding member of Arizona's chapter of Uplifting Athletes.

Quinn earned his bachelor's degree in social, behavioral and human understanding in May 2013. He's pursuing a master's degree in educational psychology.




**Hank Hobson
Defensive Graduate Assistant**

**Year in Coaching: Second
Year at Arizona: Second**

A two-time All-Pac-12 selection, Hank Hobson returns to his alma mater in his first season as an offensive graduate assistant at Arizona. He joined the staff in winter 2015 and will work with the offensive line while assisting with all facets of the offense. Previously, he coached the offensive line at Liberty High School in the Bay Area.

A native of Brentwood, Calif. and a graduate of Liberty High School, Hobson played in 42 career games at center. He was part of two bowl teams, including earning the start for the Valero Alamo Bowl and the Gildan New Mexico Bowl Champions. He was a Senior CLASS Award Semifinalist.

Hobson earned his bachelor's degree in history in May 2012. He's pursuing a master's degree in international security.



**Donté Williams
Defensive Graduate Assistant**

**Year in Coaching: Second
Year at Arizona: Second**

A graduate of Arizona, Williams played linebacker for the Wildcats under head coaches Mike Stoops and Rich Rodriguez. He joined Rodriguez's staff as a defensive graduate assistant in the fall of 2015.

Now in his second year as a defensive graduate assistant, Williams works with all facets of the defense, with concentration as an assistant linebacker coach. His duties include assisting the

defensive staff with film review, game planning, practice planning, on-field work and other essential duties.

Williams played in 46 games for the Wildcats, totaling 35 tackles, including two for loss, as a linebacker and key special teams contributor.



Davy Gnodle
Defensive Graduate Assistant

Year in Coaching: First
Year at Arizona: First

Davy Gnodle joined the program as a defensive graduate assistant in the summer of 2016.

Gnodle spent the last two years coaching defensive linemen at Cathedral High School in Los Angeles, and previously coached defensive lineman at Carson High School in 2012. Nine of Gnodle's players have earned Division I scholarships in his three seasons as a high school assistant.

Gnodle played linebacker at El Camino Junior College in the 2005 and 2007 seasons, before earning a scholarship to play at Texas Southern University. He earned a bachelor's degree in science and health from TSU.

A native of Carson, Calif., Gnodle graduated from Carson High School. He is married to Shanyl Gnodle. They have one son, Davy Jr. His extended family includes relatives from Pago Pago, American Samoa; Apia, Samoa and Faleula, and Samoa.



Mike DiAngelo
Football Analyst

Year in Coaching: 11th
Year at Arizona: Fourth

Mike DiAngelo is in his fourth season on staff at Arizona after serving the previous three seasons as the defensive graduate assistant where he worked primarily with the safeties while assisting with all facets of the defense.

He joined Rich Rodriguez's staff in spring 2013 after spending six years on the coaching staff at Washington and Jefferson College. During his tenure with the Presidents, DiAngelo served as secondary coach, quarterback and receivers coach and also served as special teams coordinator.

DiAngelo helped W&J earn the school's 23rd PAC Championship and 22nd NCAA playoff appearance during the 2012 season. As a special teams coordinator, he played an important role in the development of Eric Eberle, who became one of the region's top kickers/punters. Eberle booted 11 field goals (second in school history) and was an All-PAC First-Team selection. W&J led the conference in kickoff coverage with a 40.6-yard advantage per game on their opponents.

In 2011, DiAngelo helped the Presidents rank 37th in the nation in total defense (299.3 ypg). DiAngelo also coached wide receiver David Ravidia, who finished his career as the Presidents' all-time leading receiver with 191 catches.

He spent the 2006 season as an assistant football coach at Division II Concord University (W.Va.) where he worked primarily as the team's quarterbacks coach. He also assisted with the special teams units.

DiAngelo was a four-year member of the Baldwin-Wallace (2002-05) football program and a two-year starting quarterback. As a junior, the Steubenville, Ohio native threw for 1,249 yards and eight touchdowns. During his sophomore season in 2003, the Yellow Jackets earned a bid to the NCAA Division III playoffs.

DiAngelo graduated with a bachelor's degree in sport management in 2006 and earned his master's degree in education from Franciscan University (Steubenville, Ohio) in 2009.



Mike Parrish
Assistant A.D./Football

Year in College Athletics: 10th
Year at Arizona: Fifth

Mike Parrish is in his fifth season with Arizona football. He began his stint with the Wildcats as Director of Football Operations in December 2011 and was promoted to Assistant Athletics Director in 2013.

Parrish is the program's liaison to the academic support and compliance staffs, coordinates team travel, the football calendar, recruiting processes and many other day-to-day activities for the staff and players.

He served as Rodriguez's Director of Operations at Michigan in 2010 and was an operations assistant in Ann Arbor for the first two years of Rodriguez's tenure (2008-09).

At West Virginia, he served as operations graduate assistant in 2006 and 2007 and was an operations student assistant during his undergraduate career. Additionally, he was an intern with Steiner Sports Marketing and Memorabilia Agency in New Rochelle, N.Y. in 2005.

A native of Hershey, Pa., he earned bachelor's (2006) and master's (2008) degrees from West Virginia. Parrish and his wife, Lauren, were married in July 2014, and they have one son, Grayson, who was born in 2016.



Matt Dudek
General Manager/
Director of Player Personnel

Year in College Athletics: 11th
Year at Arizona: Fifth

Matt Dudek is in his fifth season at Arizona. He served his first four seasons as football's on-campus recruiting coordinator and player personnel director before being named General Manager and Director of Player Personnel in 2016. He joined Rich Rodriguez's staff in December 2011.

Dudek assists the coaching staff with roster management, including coordination of recruiting efforts, transfer students and walk-ons. He is the NFL Liaison for the program and also works closely with the marketing and compliance offices for matters related to the football program.

Previously, he had considerable focus to on-campus recruiting, including the planning and details for visits by prospective student-athletes, in addition to his work with the players and personnel duties. He continues to work closely with the coaches on the operational end of their recruiting efforts.


With a stellar reputation as one of the nation's top recruiting coordinators, he helped assemble the No. 23 recruiting class for Arizona, ranked by ESPN, on National Signing Day in February 2014. He went on to become a finalist for the Football Scoop Directory of Player Personnel of the Year award that year. Additionally, his resume boasts four top-25 recruiting classes during his tenure at Pittsburgh.

He was the Director of Football Branding and Events at Rutgers University for the 2011 season, and the Assistant Director of Football Operations and Recruiting Coordinator at Pittsburgh for several years prior.

Also at Pittsburgh, he worked as an academic counselor with the football, women's tennis and gymnastics teams. He served as the Disability Resource Services liaison and the Continuing Eligibility Certification representative. Dudek was familiar with the football program prior to joining the academic staff as he spent two years as a video graduate assistant for the Panthers.

He is a 2003 graduate of the University of Pittsburgh. In 2008, Dudek earned his M. Ed. in Instruction and Learning, graduating summa cum laude. He earned his Pennsylvania Instructional Certification in Secondary Social Studies Education in 2007. He graduated

from South Allegheny High School, near McKeesport, in the greater Pittsburgh area. Dudek and his wife, Lindsay, have daughters, Abby and twins, Giuliana and Camella.



Billy Kirelawich
Director of Football Operations

Year in College Athletics: Fifth
Year at Arizona: Fifth

Billy Kirelawich is in his fifth season with Arizona football. He began as an operations coordinator prior to the 2012 season, spent the 2013 and 2014 seasons as assistant director and was promoted to Director of Football Operations in the spring of 2015.

He assists with day-to-day operations, travel coordination, player personnel and recruiting logistics.

In 2010, he worked in the Pittsburgh Pirates organization in Bradenton, Fla., and in 2011, he was an associate in Baltimore, Md., at Aerotek, a recruiting and staffing firm focused primarily in the aerospace and defense industry.

Kirelawich received his bachelor's degree in sports management from West Virginia University in 2008, and a master's in the same discipline in 2010. Born in Wheeling, W. Va., he played linebacker at University High School in Morgantown, W. Va.

He and his wife, Madeline, welcomed a daughter, Kate, in March 2014. His father, Bill, served as Arizona's defensive line coach from 2012-15.



Miguel Reveles
Director of Junior College Relations

Year in College Athletics: Fifth
Year at Arizona: Fourth

Miguel Reveles is in his fourth season as a member of the Arizona football staff. He assists with the day-to-day duties of program management with a special focus with the running backs and special teams. He was named the Director of Junior College Relations in 2016 to strengthen and maintain relationships with junior colleges.

Reveles came to Arizona after serving on the Azusa Pacific coaching staff for the 2012 season. With the Cougars, he served as tight ends coach and the director of high school relations.

Reveles was on staff at APU with NFL Hall of Famer Jackie Slater under head coach Victor Santa Cruz. He helped recruit the top signing class in the Great Northwest Athletic Conference.

During his time in the California prep ranks, he spent two seasons on the coaching staff at Colony High School and one season at Los Osos High School.

In summer 2014, he participated in the Bill Walsh NFL Minority Coaching Fellowship and worked with then-head coach Rex Ryan's staff at the New York Jets. In summer 2015, he served another Fellowship with the Carolina Panthers and head coach Ron Rivera. He earned his bachelor's degree from University of La Verne.



Dusty Rutledge
Director of High School Relations, Camps & Clinics

Year in College Athletics: 25th
Year at Arizona: 2nd

Dusty Rutledge joined the Arizona football program as football analyst for the 2015 season, before becoming the Director of High School Relations, Camps and Clinics in 2016.

In his position, Rutledge works closely with day-to-day operational aspects of the program, including practice organization and the Rich Rodriguez Football Camps.

Previously, he worked for Barwis Methods. He also served on head coach Rich Rodriguez's staff at Michigan for the 2008-10 seasons in an external relations role.

Rutledge served as the video coordinator at West Virginia from 2001-07. He joined the Mountaineers' staff after spending four seasons (1997-2000) as a special assistant to Indiana Cam Cameron.

Prior to assisting Cameron, Rutledge was the defensive line coach and special teams coordinator under Rodriguez for three seasons at Glenville State (1994-96). He assisted Rodriguez during the seasons when the Pioneers earned three WVIAC titles. Rutledge also coached the offensive line at Fairmont State College (1988-93).

Originally from Rockford, Ohio, Rutledge graduated from Fairmont State with a bachelor's degree in 1991. During three of his years at Fairmont, he played football and remains one of college football's last player-coaches.

Rutledge and his wife, the former Jennifer King, have two daughters, Elizabeth and Maegan.



Chris Allen
Associate AD/Strength and Conditioning

Year in College Athletics: 14th
Year at Arizona: Fifth

Chris Allen is in his fifth season as Associate Athletics Director for Strength and Conditioning. He oversees the entire Arizona Strength and Conditioning program, while working specifically with football and women's basketball.

Allen was the Director of Skill Development and Associate Director of Strength and Conditioning at Michigan from 2008-10 while Rich Rodriguez was head coach, and spent five seasons (2003-07) as a member of the West Virginia strength staff as Coordinator of Strength and Conditioning and Director of Skill Development while Rodriguez was head coach in Morgantown.

A native of Kingston, Jamaica, Allen was a sprinter on the WVU track team from 1996-2000 and graduated in 2000 with degrees in accounting and management information systems. He later earned a master's degree in athletic coaching education from WVU in 2005 while serving as an assistant with noted strength coach Mike Barwis.

His athletic and academic accomplishments include the 2000 West Virginia University Track and Field Academic Award, first-team all-conference honors in 1999 and 2000, academic all-conference honors (1997-2000) and an annual citation as a WVU Storer Scholar Award (1995-99). He was an Intercollegiate Association of Amateur Athletes of America sprint champion in 2000.

Allen holds certifications from the National Strength and Conditioning Association, the National Association of Speed and Explosion, USA Weightlifting Level I Sports and the American Red Cross.



Parker Whiteman
**Director of Skill Development/
 Strength and Conditioning**

Year in College Athletics: 10th
Year at Arizona: Fifth

Parker Whiteman is in his fifth season as Director of Skill Development and assistant strength and conditioning coach with Arizona football. He served in a similar capacity with Rich Rodriguez's teams at Michigan and West Virginia. He was assistant strength coach with the Wolverines from 2008-10.

Whiteman was appointed a full-time assistant strength coach at West Virginia in 2007 after working as a graduate assistant in 2006. Prior to that, he spent two years as an assistant strength coach with the Baltimore Ravens and worked as a performance coach for Velocity Sports Performance.

He received his bachelor's degree in physical education and health from Shepherd University (W.Va.), where he played football, in 2006. Whiteman completed a master's degree in exercise science from McDaniel College. He is a native of Keyser, W. Va.



Brett Gerch
Strength and Conditioning

Year in College Athletics: 13th
Year at Arizona: Third

Brett Gerch is in his third season with Arizona football's strength and conditioning staff. He arrived in Tucson in March 2014 after serving as the head football strength coach at Army (2009-13).

After working for head coach Rich Ellerson at Cal Poly from 2007-09, Gerch joined Ellerson, who served as Arizona's defensive coordinator from 1992-95 and 1997-2000, at West Point.

In his two years at Cal Poly, Gerch was responsible for designing and implementing the strength and conditioning program for Ellerson's football team and all 20 of the Mustangs' varsity programs.

Prior to his tenure in San Luis Obispo, Gerch worked for one year on the strength and conditioning staff at the University of Delaware, where he assisted with the football team and oversaw the strength and speed programs for the Blue Hens' tennis, softball, soccer, rowing and track and field teams.

Gerch worked outside of intercollegiate athletics for four years prior to joining the Delaware staff. From 2003-06, he was the head sports performance coach at Velocity Sports Performance in Baltimore, Md. He trained professional, college and high school athletes in various sports with an emphasis on weight lifting, agility and speed development. During his time in Baltimore, Gerch also served as a part-time assistant strength coach with the Baltimore Ravens.

The 2000 graduate of Appalachian State also boasts experience on the campuses of the University of Richmond (2002-03), Western Carolina (2001-02) and the University of North Carolina (2000-01). He has designed workout programs for a variety of sports, including soccer, field hockey, swimming and diving, golf, gymnastics and softball.


Gerch spent the summer of 1999 as a strength and conditioning intern with the U.S. Olympic Training Center in Lake Placid, N.Y. While in Lake Placid, he trained athletes from winter Olympic sports and emphasized weight lifting, stability, plyometrics and speed.

Gerch began his undergraduate education at Oregon State, serving as a student assistant strength and conditioning coach for the Beavers' football and basketball programs. He continued in that role after transferring to Appalachian State, where he graduated with a bachelor's degree in exercise science.

A certified strength and conditioning specialist and a certified member of USA Weightlifting, Gerch earned a master's degree in physical education from Western Carolina in 2002.

Gerch began his undergraduate education at Oregon State University, serving as a student assistant strength and conditioning coach for the Beavers' football and basketball programs. He continued in that role after transferring to Appalachian State, where he graduated with a bachelor's degree in exercise science.

A certified strength and conditioning specialist and a certified member of USA Weightlifting, Gerch earned a master's degree in physical education from Western Carolina in 2002.



Matt Barber
Assistant Strength and Conditioning Coach

Year in College Athletics: Fifth
Year at Arizona: First

Matt Barber is in his first season with the Arizona strength and conditioning staff, working primarily with the football program, in addition to the jumpers and multis with the track and field team.

Barber comes to Arizona after one season serving as Maryland's Assistant Director of Football Strength & Conditioning, aiding Director of Strength & Conditioning, Drew Wilson, in the athletic development of the football team.

Prior to Maryland, Barber spent two seasons as the Assistant Director of Strength & Conditioning at the University of Nevada (2012-13). Along with assisting in the development of strength & conditioning program for football, Barber headed the strength & conditioning program for women's basketball, women's volleyball, and women's track & field at Nevada.

Barber originally arrived at Nevada as Graduate Assistant Strength & Conditioning Coach in May of 2012. Before Nevada, Barber served internships with the University of Iowa football program from January 2012 to May 2012 and with the University of Maryland Football program during the 2011 season.

Barber is currently working towards a M.E. in Education Leadership from the University of Nevada. He is a certified strength and conditioning specialist (CSCS) through the National Strength and Conditioning Association (NSCA) and is also certified in the Functional Movement Screen (FMS).

A Maryland-native, Barber grew up in Gaithersburg, Md. where he attended Damascus High School. He attended the University of Maine where he was an offensive lineman for Black Bears football team and earned a B.S. in Kinesiology & Physical Education - Exercise Science in 2010.



Bryan Klobucar
Assistant Strength and Conditioning Coach

Year in College Athletics: Seventh
Year at Arizona: Second

Bryan Klobucar enters his second year with the Arizona strength and conditioning program. He assisted with the football program during the 2015, but assumed primary work with the team in January in addition to working with the track and field throwers.

Klobucar came to Arizona from Black Hills State University where he was the Head Strength and Conditioning Coach for one year. In that role, he had direct oversight of athletic performance protocol for all of the Yellow Jacket athletic teams.


He went to Black Hills State University from Boise State University. There, he was in direct oversight of the Swimming and Diving and Track & Field programs, while assist-

ing with Football. Under his direction the Swimming and Diving team captured the Mountain West Conference Championship and the Women's Track & Field team finished in 8th place nationally, its highest ever ranking.

Prior to Boise State, Klobucar served at Gardner-Webb University as a Graduate Assistant Athletic Performance Coach. Before Gardner-Webb University, he served as an Athletic Performance Intern at UCLA, and an Assistant Strength and Conditioning/Defensive Line Coach at his Alma Mater Saginaw Valley State University.

Klobucar obtained his Master of Arts in Sport Science and Pedagogy from Gardner-Webb University and Bachelor of Science in Exercise Science from Saginaw Valley State University. While at Saginaw Valley State University he was a member of the football team from 2005-2009 and All-GLIAC during his senior year.

Klobucar is certified through the National Strength and Conditioning Association as a Certified Strength and Conditioning Specialist (CSCS), the Functional Movements Systems as a Functional Movement Systems Level 1 (FMS), the Collegiate Strength and Conditioning Coaches Association as Strength and Conditioning Coach Certified (SCCC), United States of America Weightlifting as a Level 1 Sports Performance Coach (USAW), and also CPR/AED/First Aid certified.



Wendell Neal
Associate A.D./Equipment Operations

Year in College Athletics: 33rd
Year at Arizona: 19th

Wendell Neal joined the Arizona Athletic Department in July 1998 as Director of Equipment Operations. In August 2003, he was promoted to Assistant Athletics Director for Equipment Operations and is now an associate athletic director. Neal and his staff oversee all equipment needs for the 20 sports programs at the University of Arizona.

Neal is a certified member of the Athletic Equipment Managers Association (AEMA). In past years, he has served on the AEMA Board of Directors, Certification Steering Committee and Continuing Education Committee.

Before arriving in Tucson, Neal served as the Director of Equipment Operations at Washington State University for nearly 10 years spanning from 1989-98. He has also served as Athletic Equipment/Facilities Director at Sam Houston State University in Huntsville, Texas from 1984-89.

Neal earned a bachelor's degree in education from the University of Houston, where he was a student football manager for four years. He started his full-time career as an equipment manager at his alma mater.

Neal is married to the former Cindy Hale, and they have one daughter, Natalie, and two sons, Tyler and Austin. Neal has been active in youth sports, serving on Little League Boards, while coaching youth baseball and AAU basketball.



Michael Barnett
Equipment Operations

Year in College Athletics: Fifth
Year at Arizona: Fourth

Michael Barnett is in his fourth season as a member of the equipment staff for Arizona football. He spent the 2012 season as the assistant football equipment manager at Louisiana Tech. He got his start in college athletics as a student football equipment manager for the Wildcats from 2009-12.

Barnett assists in day-to-day equipment room operations including maintenance, inventory, pre- and post-game laundry, transporting and setting up equipment for home and away games and aiding the coaches during practices and on game days. He helps oversee a staff of 16 student managers.

Barnett has also worked as an assistant for the Lute Olson Basketball Camp, Mike Stoops

Football Camp, Sean Miller Basketball Camp, the UCLA Basketball Camp and the Louisiana Tech Football Camp.

He is a member of and certified by the Athletic Equipment Managers Association (AEMA). A native of New City, N.Y., Barnett earned a bachelor's degree in communication from the University of Arizona.



Tim Cummins
Video Coordinator

Year in College Athletics: 12th
Year at Arizona: 12th

Tim Cummins is in his 12th season with Arizona football and his eighth season as head video coordinator. He organizes the filming of practices and games as a teaching tool for coaches and player evaluations.

In 2013-14, Cummins was named the Pac-12 Video Coordinator of the Year by his peers and by the Collegiate Sports Video Association. He is responsible for weekly exchanges with opponents, upkeep and maintenance of the equipment used by the football team, meeting with coordinators and position coaches for video cut-up needs and he produces weekly motivational videos and the season highlight video.

While managing a staff of nine in the daily video operations, Cummins serves as the administrator of Arizona's cloud video-based technology, allowing access to video from home via internet using devices.

Cummins earned his bachelor's degree from UA in 2004 in media arts. Prior to his work with Arizona Athletics, he served as a video production consultant and was a football coach at Salpointe Catholic High School.

A Tucson native, Cummins is married to the former Rebecca LeGendre. The couple welcomed a daughter, Lydia, in November 2014.



Brian Riden
Video Coordinator

Year in College Athletics: Sixth
Year at Arizona: Sixth

Brian Riden is in his sixth year as assistant video coordinator with the Arizona football team. Previously, he spent two seasons as a video student assistant with the Wildcats.

Prior to joining the staff fulltime, he completed an internship with the Arizona Athletics Video Department doing camera work for men's and women's basketball, baseball, softball and track

and field.

A Tucson native, he attended Pueblo High School and Pima Community College before earning his bachelor's degree in media arts with a minor in business from Arizona in 2011. Riden spent seven seasons as the volunteer coach for the Pueblo High School girls' basketball team.

Returning Contributors



#94 Calvin Allen // 6-6, 281
RS Jr. // 2L // Albuquerque, N.M. (La Cueva HS)

2015: Saw action in 12 of team's 13 games ... Recorded two tackles in season opener against UTSA (9/3) ... Registered second career sack against NAU (9/19) ... Chipped in two tackles in victory over Oregon State (10/10).


2014: Played in six games as a member of the defensive line ... Totaled four tackles, including three solo stops ... First sack came at Utah, including a loss of five yards.

2013: Redshirted his true freshman year.

High School: PrepStar All-West Region ... 2012 NMHSCA 5A Second-Team All-State ... 2012 South Bay BMW West Coast Bowl ... Two-time all-conference, three-time all-city, three-time all-district and two-time all-state performer at defensive end ... Logged 15 sacks and 25 tackles for loss as a senior ... Also recruited to play basketball collegiately as a two-time all-district forward.

Personal: Son of Calvin and Michelle Allen ... Father played football at New Mexico ... Majoring in pre-business.

Year	GP-GS	UT	AT	Total	TFL	Sacks	INT	FF	FR	PBU
2014	6/0	3	1	4	1.0-5	1.0-5	0	0	0-0	0
2015	12/0	6	0	6	1.0-9	1.0-9	0	0	0-0	0
Career	18/0	6	0	6	2.0-14	2.0-14	0	0	0-0	0



#78 Jacob Alsadek // OL // 6-7, 315
RS Jr. // 2L // San Diego, Calif. (Torrey Pines HS)

2015: Started 12 games at right guard for an offensive line unit that paved the way for 494.9 yards per game, including 222.3 yards on the ground ... Only missed contest was at USC (11/7).

2014: Started 11 and played in 12 games at right guard ... USA Today Freshman All-American ... Missed the UTSA and Nevada games ... Member of the offensive

line that blocked for the Wildcats to average 463.6 yards of offense per game and 34.5 points per game ... Running back Nick Wilson (1,375 yards) and quarterback Anu Solomon (3,793 yards) set school freshman records in their respective categories.

2013: Redshirted his true freshman year.

High School: Top-300 All-American ... 2012 All-Palomar League First-Team ... Cal State All-State Game selection ... Union Tribune Scholar-Athlete ... Lettered in track and field and marked a personal best shot put of 53-0 as a junior.

Personal: Son of Louay and Sophia Alsadek ... Majoring in pre-business.



#92 Jack Banda // DL // 6-3, 247
RS Jr. // 1L // Grayson, Ga. (Grayson HS)

2015: Earned playing time in all 13 games, including first career start ... Totaled seven tackles, with 4.0 being tackles for loss ... Tied for second on the team with 3.0 sacks, two of which game in road victory at Colorado (10/17) ... Made first career start the following week against Washington State (10/24), recording one tackle ... Picked up third sack of the season at Washington (10/31) and added another tackle for loss in upset of No. 10 Utah (11/14).

2014: Played in one game, vs. UCLA ... Member of the scout team defensive line.

2013: Redshirted his true freshman year.

High School: GACA North/South All-Star Game selection ... GACA First-Team All-State ... PrepStar All-Southeast Region ... Two-time first-team all-county and two-time

first-team all-state selection as a defensive end and tight end ... Logged seven sacks and 73 tackles as a senior ... Recruited to play baseball collegiately, an all-county first baseman, third baseman and pitcher.

Personal: Son of John and Nancy Banda ... Grandfather played baseball at Indiana State ... Majoring in engineering.

Year	GP-GS	UT	AT	Total	TFL	Sacks	INT	FF	FR	PBU
2015	13/1	7	0	7	4.0-30	3.0-29	0	0	0-0	0
Career	13/1	7	0	7	4.0-30	3.0-29	0	0	0-0	0



#69 Christian Boettcher // OL // 6-2, 285
RS So. // Scottsdale, Ariz. (Desert Mountain HS)

2015: Saw first playing time as a Wildcat against NAU (9/3) ... Member of travel squad much of season.

2014: Redshirted.

High School: Football and wrestling letterman for Desert Mountain High School ... All-city and second-team all-district center as a junior ... Team's Academic Player of the

Year ... All-city wrestler.

Personal: Son of Derek and Gloria Boettcher ... Majoring in biochemistry.



#21 Orlando Bradford // RB // 5-8, 206
So. // 1L // Shreveport, La. (Calvary Baptist Academy)

2015: Showed starter potential while serving as the third option at running back during much of true freshman season ... Received first collegiate carries and produced 47 yards on five totes in victory at Nevada (9/12) ... Turned in season highs with 19 rushed, 83 yards and three touchdowns in home win against Oregon State (10/10) ... Capped freshman season with strong effort, especially in fourth quarter, in Gildan New Mexico Bowl victory over

the Lobos. Gained 61 yards on 11 carries, often extending drives with short-yardage pickups to run out the clock late.

High School: Football and track and field letterman for Calvary Baptist Academy ... PrepStar Top 350 All-American ... No. 337 national rank ... 2014 LFCA 2A All-State ... Scout.com and Rivals.com three-star recruit ... Amassed more than 3,400 career rushing yards.

Personal: Son of Aaron Puryear and Kendra Bradford.

Year	GP/GS	Rush	Yds	Avg.	Avg./G	TD	LG
2015	10/0	47	208	4.4	20.8	3	32
Career	10/0	47	208	4.4	20.8	3	32



23 Devon Brewer // CB // 5-10, 171
So. // 1L // Fresno, Calif. (Central HS/Milford Academy)

2015: Played in eight games as a true freshman, most as a special teams contributor ... Recorded two tackles in kickoff coverage, both coming at USC (11/7).

High School: Attended Central High School and Milford Academy ... 2014 Milford Academy Defensive MVP ... 2014 PrepStar All-West Region and three-star recruit ... 2013 Blue-Grey All-American, Defensive MVP ... 2013

No. 47 cornerback (Scout.com) ... 2013 Scout.com and Rivals.com three-star recruit.

Personal: Son of George Brewer and Shunta Murray ... Prep teammates with fellow Wildcats Sharif Williams and Nick Wilson.

Year	GP-GS	UT	AT	Total	TFL	Sacks	INT	FF	FR	PBU
2015	8/0	2	0	2	0-0	0-0	0-0	0	0-0	0
Career	8/0	2	0	2	0-0	0-0	0-0	0	0-0	0



#6 Shun Brown // WR // 5-8, 175
So. // 1L // Shreveport, La. (Calvary Baptist Academy)


2015: Impressed coaches during fall camp when several veterans were banged up to earn playing time as a true freshman ... Played in all 13 games either as a reserve in the receive rotation or on various special teams units ... Had four total catches for 24 yards ... First career receptions came in first collegiate game against UTSA (9/3) ... Added receptions for 10 and 14 yards against Nevada (9/12) and NAU (9/19), respectively ... Totaled 82 yards

on four kickoff returns, including a long of 24 yards at Washington (10/31) ... Also registered four special teams tackles.

High School: Football, basketball and track and field letterwinner for Calvary Baptist Academy ... Back-to-back state titles ... 2014 LFCA Composite and 2A All-State, 2A Player of the Year ... Max Preps and Semper Fidelis All-American ... 2015 West Coast Bowl ... PrepStar All-Southeast Region ... State champion on the track (4x200, 4x400) and all-district honoree as a point guard.

Personal: Son of Vyron Brown and Theresa Johnson ... Father played at Grambling State and currently serves as wide receivers coach and recruiting coordinator at Texas Southern.

Year	GP/GS	Rec.	Yards	Avg.	TD	Long
2015	13/0	4	24	6.0	0	14
Career	13/0	4	24	6.0	0	14



#60 Luca Bruno // DL // 6-4, 295
RS Jr. // 1L // Oak Park, Calif. (Oak Park HS)

2015: Started all 11 games played, missing only the NAU (9/19) and Gildan New Mexico Bowl (12/19) games ... A sturdy force up front despite modest numbers, which included 29 tackles, 1.5 for loss and 1.0 sacks ... Totaled four tackles in first career start against UTSA (9/3) ... Registered first career sack with three tackles in conference opener against UCLA (9/26) ... Added a 0.5 tackle for loss week later at Stanford (10/3) ... Recorded season-high five tackles at Washington (10/31) ... Contributed three tackles in upset of No. 10 Utah (11/14).

2014: Played in three games: vs. Nevada, at UCLA and at Utah ... Split time at defensive line and tight end.

2013: Redshirted his true freshman year.

2012: Redshirted his true freshman year.

High School: Logged 98 tackles (70 solo) and 9.8 tackles per game as a senior ... 8.5 sacks, one forced fumble and two fumble recoveries ... PrepStar All-West Division ... MaxPreps Div. II First-Team All-State Defense ... Recorded 288 career tackles.

Personal: Son of Frank Bruno and Patrice D'Amico ... Father played fullback at UCLA in the 1980s.

Year	GP-GS	UT	AT	Total	TFL	Sacks	INT	FF	FR	PBU
2014	3-0	0	0	0	0-0	0-0	0-0	0	0-0	0
2015	11/11	18	11	29	1.5-7	1.0-6	0-0	0	0-0	0
Career	14-11	18	11	29	1.5-7	1.0-6	0-0	0	0-0	0



#55 Darrell Cloy Jr. // DL // 6-2, 259
So. // SQ // Pico Rivera, Calif. (La Habra HS/Milford Academy)

2016: Switched from tight end to defensive line during spring drills.

2015: Played in 11 games at tight end and on special teams ... First career reception came at ASU (11/21).


High School: Attended La Habra High School and Milford Academy ... 2014 PrepStar All-West Region ... Ranked

No. 37 at tight end (Scout.com) in 2013, earned second-team all-conference honors and played in the West Coast Bowl ... No. 14 on Rivals.com's 2014 Prep School Top-30 while

totaling 14 receptions for 149 yards and a touchdown at Milford Academy.

Personal: Son of Darrell and Elisa Cloy ... Uncles Derek Wicks and Jimmy Wicks played collegiately at Buffalo and Cal State Northridge, respectively.

Year	GP/GS	Rec.	Yards	Avg.	TD	Long
2015	11/0	1	6	6.0	0	6
Career	11/0	1	6	6.0	0	6



#4 Jamardre Cobb // FB // 6-0, 262
RS So. // 1L // Los Angeles, Calif. (Bishop Mora Salesian HS)

2016: Switched back to linebacker on a full-time basis for spring drills.


2015: Played in 11 games, including time at fullback and on special teams ... Spent fall camp as a linebacker before switching to fullback early in the season ... Did not have a carry ... Caught his first career pass for a one-yard touchdown at Nevada (9/12).

2014: Redshirted his true freshman year.

High School: Blue-Grey and Simper Fidelis All-American for Bishop Mora Salesian High School ... No. 9 middle linebacker (Scout.com) and No. 183 in Scout.com 300 ... No. 207 player (Rivals.com) ... Second-Team All-USA (2013, USA Today).

Personal: Son of Al Tillmon and Desaray Cobb.

Year	GP/GS	Rec.	Yards	Avg.	TD	Long
2015	11/0	2	-8	-4.0	1	1
Career	11/0	2	-8	-4.0	1	1



13 Brandon Dawkins // QB // 6-3, 210
RS So. // 1L // Oxnard, Calif. (Oaks Christian HS)

2015: Played in six games, showcasing true dual-threat abilities during his opportunities ... Most significant action came as a backup against ASU (11/21). Completed 16 of 30 attempts for 301 yards and first two touchdown tosses, along with two interception. Also rushed 21 times for 78 net yards ... Completed first two passes late against UCLA (9/26), going 2-of-2 for 15 yards ... Also saw action late against Stanford (10/3), completing 2-of-


5 attempts for 18 yards ... Impressed with two rushes for 74 yards, including a 43-yard touchdown, in victory over NAU (9/19).

2014: Redshirted his true freshman year.

High School: Three-time all-conference and all-city honoree for Oaks Christian High School ... No. 39 quarterback (Scout.com) ... Blue-Grey All-American ... Single-game passing record (389 yards, replacing Jimmy Clausen's previous record).

Personal: Son of Frank and Keri Dawkins ... Father is an engineer with the U.S. Navy ... Majoring in pre-journalism.

Year	GP/GS	C-A	Pct.	Yds.	TD	INT	Avg./G	Eff.
2015	6/0	20-38	52.6	334	2	2	55.7	133.3
Career	6/0	20-38	52.6	334	2	2	258.4	133.3



#67 Gerhard de Beer // OL // 6-7, 314
RS Jr. // 2L // Pretoria, South Africa (Afrikaanse Hoër Seunskool)

2015: Played in all 13 games, earning starts in the final four games of the season ... First start came in place of Jacob Alsadek at right guard in USC contest (11/7), then started at left guard for the Utah (11/14), ASU (11/21) and New Mexico Bowl games (12/19).


2014: Member of the scout team offensive line.

2013: Redshirted his true freshman year.

2016 Arizona Football Media Guide

Before Arizona: Track and field thrower and rugby player ... Holds national boys U-16 and U-18 records in the discus ... Commonwealth Youth Champion ... World Youth and Junior Games bronze medalist in the discus.

Personal: Son of Johan and Rene' de Beer ... Enrolled at UA on a track and field scholarship before joining football program ... Majoring in pre-business ... Cousin, Simone, participated in the throwing events at SMU.



**#3 Cam Denson // WR // 5-11, 187
Jr. // 2L // Tucson, Ariz. (Salpointe Catholic HS)**

2016: Made the switch from cornerback, where he intercepted five passes in two season, to receiver in spring drills.

2015: Played in all 13 games with five starts at cornerback ... Earned Pac-12 All-Academic honorable mention recognition ... Tied for the team lead with three interceptions while recording 39 tackles, 1.5 for loss and 1.0


sacks ... Collected first career sack along with an interception against NAU (9/19) ... Registered season-high eight tackles, forced a fumble and broke up a pass in victory at Colorado (10/17) ... Had seven stops and a 21-yard interception return against ASU (11/21) ... Recorded on tackle and intercepted a pass with a 10-yard return in Gildan New Mexico Bowl victory (12/19).

2014: Played in 12 games as a member of the secondary and started the UCLA and Colorado contests at cornerback ... Totaled 21 tackles, including 18 solo stops, with two interceptions for 31 return yards ... Broke up two passes ... Career high seven tackles at Washington State.

High School: Arizona Player of the Year for Salpointe Catholic High School ... No. 71 on Scout.com 300 List ... Top 100 Recruits 247sports.com (2014) ... 2012 USA Today All-American ... 2013 MaxPreps All-American ... Three-time all-state honoree ... Led the Lancers to a 2013 state title and 14-0 record.

Personal: Son of Jerry and Wanda Denson.

Year	GP-GS	UT	AT	Total	TFL	Sacks	INT	FF	FR	PBU
2014	12/2	18	3	21	0-0	0-0	2-31	0	0-0	2
2015	13/5	31	8	39	1.0-4	1.0-4	3-31	1	0-0	1
Career	25/7	49	11	60	1.0-4	1.0-4	5-62	1	0-0	3



**#9 Tony Ellison // WR // 5-11, 188
RS So. // 1L // Granite Bay, Calif. (Granite Bay HS)**

2015: Played in all 13 games, contributing in the receiver rotation and special teams units ... Recognized as a Pac-12 All-Academic honorable mention selection ... Collected first career reception for 13 yards at Stanford (10.3) ... Recorded five total tackles on special teams, including four on kickoff coverage and one on punt coverage.

2014: Redshirted his true freshman year.

High School: All-conference, all-city and all-district selection for Granite Bay High School ... Scored 10 touchdowns his first four games of his senior year before suffering a season-ending injury ... Holds the school record for all-purpose yards in a season ... Lettered in basketball and track and field.

Personal: Son of Mark and Luba Ellison.

Year	GP/GS	Rec.	Yards	Avg.	TD	Long
2015	13/0	1	13	13.0	0	13
Career	13/0	1	13	13.0	0	13



**#62 Aiulua Fanene // DL // 6-5, 308
RS Sr. // 2L // Nu'uuli, American Samoa (Tafuna HS)**

2015: Saw action in 11 contests ... Primarily used in goal line situations and on PAT/field goal block units.

2014: Played in the first three games of the season ... Split time with the scout team defensive and offensive lines.

2011: Played in 10 games ... Logged eight tackles, including seven solo stops, with 1.5 tackles for a loss of three yards.

2010: Redshirted his true freshman year.

High School: Played offensive guard and defensive end for Tafuna High School ... Played in USA Football's Team USA vs. The World game in January 2010 in Ft. Lauderdale, Fla., in connection with the Pro Bowl, as a member of the International Federation of American Football world-select squad ... Starting offensive guard for the American Samoa All-Star team that beat a Hawaii team, 23-20, in the 2010 Samoa Bowl VII.

Personal: Spent the 2012 and 2013 seasons serving his LDS mission ... Son of David and Anna Fanene ... Majoring in sociology ... Brother, Jonathan, spent time in the NFL as a defensive lineman with the Cincinnati Bengals and the New England Patriots.



**6 Demetrius Flannigan-Fowles // FS // 6-2, 199
So. // 1L // Tucson, Ariz. (Mountain View HS)**

2015: Impressed coaches with overall athleticism in camp, earning one start and notable playing time in all 13 games as a true freshman ... A frequent contributor on "S.W.A.T." defense package in passing situations ... Totaled at least four tackles in five games ... Tallied first career tackle in opener against UTSA (9/3) ... Picked up first career interception against NAU (9/19) ... Made first career start and registered season-high seven tackles with

a forced fumble against Washington State (10/24) ... Recorded first career tackle for loss at Washington (10/31) ... Had two tackles in kickoff coverage.

High School: Graduated from Mountain View but played at Tucson High School for two seasons ... As a sophomore, had 10 catches for 190 yards, two touchdowns and two interceptions ... As a junior, defensive end All-Southern Arizona first-team selection by the Arizona Daily Star.

Personal: Son of Kurtisha Flannigan.

Year	GP-GS	UT	AT	Total	TFL	Sacks	INT	FF	FR	PBU
2015	13/1	21	7	28	1.0-6	0-0	1-0	1	0-0	0
Career	13/1	21	7	28	1.0-6	0-0	1-0	1	0-0	0




**58 Layth Friekh // OL // 6-5, 282
Jr. // 1L // Glendale, Ariz. (Centennial HS)**

2015: Played in all 13 games, starting nine contests at left tackle for an offensive line unit that paved the way for 494.9 yards per game, including 222.3 yards on the ground ... Only games he did not start were the Nevada (9/12), NAU (9/19), UCLA (9/26) and Stanford (10/3) contests.

2014: Played in one game, at Utah, as a member of the offensive line and on special teams.

High School: Football and basketball letterman for Centennial High School ... West Coast Bowl ... All-conference, all-district, all-region and all-state honoree as a senior for a team that went 10-2.

Personal: Son of Akram and Rose Friekh ... Father is an engineer and U of A grad ... Majoring in criminal justice studies.



#99 Sani Fuimaono // DL // 6-1, 271
Sr. // 2L // Kaneohe, Hawaii (Punahou HS)

2015: Played in all 13 games and started 12 at nose tackle ... Recorded multiple tackles in eight contests, including season-high four stops in upset of No. 10 Utah (11/14), including 0.5 sack ... Registered first career sack and broke up a pass in victory over NAU (9/19) ... Totaled three tackles with one for loss in conference opener against UCLA (9/26) ... Tallied three tackles and a 0.5 tackle for loss at Washington (10/31).

2014: Played in nine games on the defensive line and started four contests at nose guard ... Totaled 15 tackles and one TFL.

2011: Played in 12 and started two games as a true freshman ... Logged seven tackles, including five solo stops, with one tackle for loss.

High School: 2009 Honolulu Advertiser Division I All-State Honorable Mention ... SuperPrep All-Farwest ... ILH First-Team All-Star in 2008 ... Star-Bulletin Third-Team All-State as junior ... AIGA Foundation All-Star Defense in 2008 ... No. 1-rated wrestler at heavyweight class in 2009-10 ... Won state wrestling title in 2009, undefeated at 285 class, to help Punahou net third-consecutive state title ... Threw the shot put for track team ... Competed in state judo championships in 2007, earning fourth place.

Personal: Spent the 2012 and 2013 seasons serving his LDS mission ... Son of Ijeva Matavale and stepfather Felise Matavale ... Major is pre-business.

Year	GP-GS	UT	AT	Total	TFL	Sacks	INT	FF	FR	PBU
2011	12/0	5	2	7	1.0-1	0-0	0-0	0	0-0	0
2014	9/4	9	6	15	1.0-1	0-0	0-0	0	0-0	0
2015	13/12	12	12	24	3.0-17	1.5-14	0-0	0	0-0	1
Career	34/16	26	20	46	5.0-19	1.5-14	0-0	0	0-0	1



10 Samajie Grant // WR // 5-9, 180
Sr. // 3L // Compton, Calif. (Colony HS)

2015: Played in 12 games with nine starts ... Finished fifth on team in pass receptions (31), receiving yards (301) and receiving touchdowns (2) ... Recorded a catch in 10 of 12 contests played, including multiple grabs in nine games ... Produced a first down or touchdown on nearly half of his total receptions (15) ... Turned in a season-high 65 yards on three catches in victory over No. 10 Utah (11/14) ... Had four rush attempts for 27 net yards, including a long of 21 against Washington State (10/14) ... Only kickoff return of the season went for 13 yards at Stanford (10/3).

2014: Started 11 and played in 13 games at the receiver and slot positions ... Totaled 718 yards on 45 receptions with six scores ... Averaged 16.0 yards per catch and 55.2 yards per game ... Recorded first career 100-yard game vs. UNLV ... Hauled in two TDs vs. ASU, including a career long 69-yard score ... Returned three kickoffs for 52 yards.

2013: Started nine and played in all 13 games at the receiver and slot positions ... Totaled 47 receptions for 373 yards and a touchdown ... Picked up his first career score in the 38-13 win over UTSA ... Averaged 7.9 yards per catch and 28.7 yards per game ... Hauled in a long reception of 27 yards against Washington State ... Returned 10 kickoffs for 193 yards.

High School: PrepStar All-West Region ... Third-team all-state ... First-team all-area ... As a senior in 2012, recorded 1,495 rushing yards on 112 attempts for 24 touchdowns and nine receptions for 248 yards ... On defense, had 18 solo tackles, 28 total tackles, two interceptions, one fumble recovery, one blocked field goal ... On special teams, logged three punt returns for 153 yards and five kickoff returns for 102 yards ... State qualifier in track and field ... Honor roll student.

Personal: One of 12 children ... Cousin, DeMar DeRozan, plays for the Toronto Raptors of the NBA ... Cousin, Gabe Marks, is a receiver at Washington State ... Uncle, Donte Gamble, played football at San Diego State ... Majoring in pre-business.

Career stats in next column...

Year	GP/GS	Rec.	Yards	Avg.	TD	Long
2013	13/9	47	373	7.9	1	27
2014	13/11	45	718	16.0	6	69
2015	12/9	31	301	9.7	2	45
Career	38/29	123	1392	11.3	9	69



#34 Zach Green // RB // 5-10, 227
RS Jr. // 2L // Miami, Fla. (Saint Bonaventure HS (Calif.))

2015: Played in eight games either as a running back or a key contributor on special teams units ... Carried twice for nine yards in victory at Nevada (9/12) ... Set a career high with 34 yards on five rushes in home win against NAU (9/19).


2014: Played in 11 games as a reserve running back and on special teams ... Totaled seven carries for 19 yards.

2013: Redshirted his true freshman year.

High School: PrepStar All-West Region ... First-team all-state ... 2012 South Bay BMW West Coast Bowl ... Had 210 carries for 1,900 yards and 30 touchdowns in 2012 ... Also a scholar-athlete.

Personal: Son of Roger Green ... Majoring in pre-business.

Year	GP/GS	Rush	Yds	Avg.	Avg./G	TD	LG
2014	11/0	7	19	2.7	1.7	0	7
2015	8/0	7	43	6.1	5.4	0	17
Carer	19/0	14	62	4.4	3.3	0	17



5 Trey Griffey // WR // 6-3, 209
RS Sr. // 3L // Orlando, Fla. (Dr. Phillips HS)

2016: Drafted by the Seattle Mariners in the 24th Round of the 2016 Major League Baseball First-Year Player Draft. Did not sign and has not played baseball competitively since before high school.

2015: Played in the final seven games after missing the first six with a foot injury ... Led team with an average of 25.8 yards per receptions thanks to a 95-yard touchdown

at Arizona State (11/21). It was the second-longest passing play in school history ... Against the Sun Devils, totaled career-high 138 yards on only two grabs (first career 100-yard receiving game) ... Added two more catches for 64 yards in the Gildan New Mexico Bowl (vs. New Mexico, 12/19) giving him 202 of his 284 total receiving yards in the final two contests ... Seven of 11 grabs went for first downs or touchdowns ... Led team with nine tackles on punt and kickoff coverage.

2014: Played in all 14 games with two starts ... Earned starts at receiver vs. Oregon at Boise State ... Totaled 31 receptions for 405 yards and a touchdown ... Averaged 13.1 yards per catch and 28.9 yards per game ... Set career game-high with 63 yards vs. Washington.


2013: Played in 11 games and started the final four at receiver ... Pac-12 All-Academic Honorable Mention ... Totaled 14 receptions for 170 yards and two touchdowns ... Both scores came in the 42-19 AdvoCare V100 Bowl win over Boston College ... Long catch of the season was for 26 yards and his first career TD ... Averaged 12.1 yards per catch.

2012: Redshirted his true freshman year.

High School: Associated Press 8A First-Team All-State honors as senior ... All-Metro West Conference selection ... All-Central Florida honors ... Played in the Under Armour All-America game in January 2012 ... Caught 73 passes for 970 yards and 11 touchdowns for his 10-2 team as a senior ... Also played safety for the Panthers ... Orlando Sentinel Athlete of the Week after 13 catches for 188 yards and four scores against Freedom High School in 2011 ... Also earned Orlando Touchdown Club weekly honors ... Top 20 on the Central Florida Super60 by the Sentinel ... Had 22 catches as a junior ... Transferred from West Orange High School to play at Dr. Phillips his senior year.

Personal: Son of 22-year Major League Baseball star Ken Jr. and Melissa Griffey ... Grandson of Ken Griffey Sr., also an MLB veteran ... Majoring in sports and society

Year	GP/GS	Rec.	Yards	Avg.	TD	Long
2013	11/4	14	170	12.1	2	26
2014	11/2	31	405	13.1	1	63
2015	7/0	11	284	25.8	1	95
Career	29/6	56	859	15.3	4	95



#96 Marcus Griffin // DL // 6-3, 292
RS So. // SQ // Bellevue, Wash. (Bellevue HS)

2015: Recorded two tackles over three games ... Registered a pair of tackles in victory over NAU (9/19) ... Also saw action against Oregon State (10/10) and Washington State (10/24).

2014: Redshirted his true freshman year.

High School: Semper Fidelis All-American for Bellevue High School ... First-team offense (Medium Schools All-America Team, Maxpreps) ... KingCo Linemen of the Year and Associated Press First-Team All-State Offense and Defense ... As a senior, collected 55 tackles, 12 sacks and 20 TFL ... Led his team to a state title with a 14-0 record ... Squad went 56-0 during his high school career.

Personal: Son of Chris and Michelle Griffin ... Majoring in pre-business.

Year	GP-GS	UT	AT	Total	TFL	Sacks	INT	FF	FR	PBU
2015	3/0	1	1	2	0-0	0-0	0-0	0	0-0	0
Career	3/0	1	1	2	0-0	0-0	0-0	0	0-0	0



#37 Carter Hehr // S // 5-10, 191
RS Jr. // 2L // Fontana, Wis. (Big Foot HS)

2015: Played in 12 regular season games before missing bowl game due to injury ... Earned Pac-12 All-Academic First Team honors ... Impressed coaches and earned a scholarship during fall camp while becoming a key contributor on special teams and "S.W.A.T." packages in passing situations ... Recorded 18 tackles, including 15 solo stops ... Registered four tackles in kickoff coverage.


2014: Played in seven games on special teams ... Recorded three solo tackles.

2013: Redshirted his true freshman year.

High School: Football, basketball and baseball letterman for Big Foot High School ... Four-time all-conference honoree as a utility player, quarterback and safety ... Named first-team all-region at safety and all-state honorable mention as a defender ... As a senior, recorded 39 solo tackles, 19 assisted tackles, five interceptions, one forced fumble, three fumble recoveries and six pass breakups ... Also recruited to play baseball collegiately, an all-conference second baseman.

Personal: Son of Robert and Judy Hehr ... Majoring in pre-business.

Year	GP-GS	UT	AT	Total	TFL	Sacks	INT	FF	FR	PBU
2014	7/0	3	0	3	0-0	0-0	0	0	0-0	0
2015	12/0	15	3	18	0-0	0-0	0	0	0-0	0



#65 Zach Hemmila // OL // 6-3, 310
RS Sr. // 3L // Chandler, Ariz. (Chandler HS)

2015: Saw action in all 13 games with six starts for an offensive line unit that paved the way for 494.9 yards per game, including 222.3 yards on the ground ... Started the first five games of the season at left guard and made one additional start at the position at USC (11/7) ... Also saw time as a backup at center.


2014: Played in 14 games as a reserve offensive lineman and on special teams.

2013: Member of the scout team offensive line ... Did not see any game action.

2012: Redshirted his true freshman year.

High School: PrepStar All-America ... All-Tribune First-Team Offense ... Arizona Republic All-Arizona Division I Second-Team honors ... Played in USMC Semper Fidelis All-America Bowl in Phoenix in January ... ESPNHS Preseason All-State ... Nominated for Army All-America Bowl ... Also a prep lacrosse player.

Personal: Son of Joel and Linda Hemmila ... Majoring in regional development.



#13 Devin Holiday // CB // 5-10, 179
Sr. // 3L // San Diego, Calif. (Mission Hills HS)

2015: Played in all 13 games mostly as an extra cornerback in the "S.W.A.T." package in passing situations as well as contributions on special teams units ... Totaled five tackles, with season-best three stops against Washington State (10/24) ... Broke up a pass in season opener against UTSA (9/3).

2014: Played in six games on special teams and with the secondary ... Had an 16-yard interception return vs. Colorado ... Career game-high two tackles at UTSA.

2013: Played in all 13 games as a member of the secondary and on special teams ... Totaled seven tackles, including six solo stops ... Picked off his first career interception in the 35-0 victory over NAU ... Also had 10 return yards ... Broke up a pass in the 44-20 win at Colorado.

High School: 2012 South Bay BMW West Coast Bowl ... PrepStar All-West Region ... Cal State All-Star Game selection ... Two-time all-conference and all-city honoree while earning all-region and all-state nods as a senior ... Logged four interceptions, 45 tackles, five pass break-ups and one punt return for a TD as a senior.

Personal: Son of Corey Holiday and Tesa Terry.

Year	GP-GS	UT	AT	Total	TFL	Sacks	INT	FF	FR	PBU
2013	13/0	8	1	9	0-0	0-0	1-10	0	0-0	1
2014	6/0	2	0	2	0-0	0-0	1-16	0	0-0	0
2015	13/0	5	0	5	0-0	0-0	0-0	0	0-0	1
Career	32/0	15	1	16	0-0	0-0	2-26	0	0-0	2



#57 Cody Ippolito // LB // 6-2, 248
RS Sr. // 1L // Paradise Valley, Ariz. (Chaparral HS)

2015: Expected to contend for a starting linebacker position, missed season with an ACL injury suffered in August camp.

2014: Played in 14 games and started six at linebacker ... Totaled 52 tackles, including 33 solo stops, with 6.5 tackles for a loss of 24 yards and 2.0 sacks ... Career game-high nine tackles vs. ASU.


2013: Missed the season with a knee injury.

2012: Played in seven games as a backup linebacker as a true freshman ... Also played on special teams.

High School: Arizona Republic All-Arizona First Team, all-city first-team, All-Division II First-Team, All-Tribune First-Team Defense, 24-7 First-Team Defense, Arizona Football Coaches' Association All-State Division II First-Team ... 2012 ESPN Top-100 Linebackers, rated 60th ... Started on Chaparral High School's 2009, 2010 and 2011 Arizona State Championship Teams ... Logged 122 tackles on defense and 25 carries for 248 yards as fullback.

Personal: Son of Lisa Smith and Jerry Ippolito ... Majoring in sports and society.

Year	GP-GS	UT	AT	Total	TFL	Sacks	INT	FF	FR	PBU
2012	7/0	0	0	0	0	0	0	0	0	0
2013	DNP -- Injury									
2014	14/6	33	19	52	6.5-24	1.0-4	0	0	0	0
2015	DNP -- Injury									
Career	21/6	33	19	52	6.5-24	1.0-4	0-0	0	0-0	0



2 Tyrell Johnson // WR // 5-7, 164
Jr. // 2L // Fort Myers, Fla. (Island Coast HS/ Milford Academy)

2015: Missed first five games of season due to foot injury, but played in six of team's final seven contests ... Utilized mostly as a slot receiver, but also lined up in backfield on occasion ... Led team as kickoff returner, totaling 408 yards on 16 attempts, including a career long of 56 yards at USC (11/7) ... Season high three rush attempts for 16 yards in victory at Colorado (10/17) ... Season-long 21-yard reception at USC (11/7), where he also totaled 139

yards on five kickoff returns.

2014: Played in all 14 games with the receivers and on special teams ... Totaled 14 receptions for 120 yards and two scores ... Also rushed for 19 yards on three carries ... First career TD vs. Nevada ... Handled 29 of Arizona's 38 kick returns for 687 yards with a long of 43 ... Career high 211 all-purpose yards vs. Oregon in the Pac-12 Championship game.

High School: Attended Island Coast High School and Milford Academy ... In 2013, rushed for 561 yards on 80 attempts with four touchdowns ... In 2012, logged 545 rushing yards and 13 touchdowns ... Named Milford's Offensive Player of the Year in 2013 ... Lemming Top Player RB/TB selection (2012) ... PrepStar All-Southeast Region (2012).

Personal: Son of William Johnson and Lashanda Glans.

Year	GP/GS	Rec.	Yards	Avg.	TD	Long
2014	14/0	14	120	8.6	3	35
2015	6/0	4	40	10.0	1	21
Career	20/0	18	160	8.9	4	35



#1 Tellas Jones // S // 6-0, 206
RS Sr. // 3L // Miami, Fla.
(Booker T. Washington HS/Fort Scott C.C.)

2015: Started and played in 11 games, mostly as the bandit safety ... Finished fifth on the team with 55 tackles, 42 of which were solo stops ... Tied for third on the squad with 7.0 tackles for loss, including 3.0 sacks ... Registered a tackle in each game played, including a season-high 10 with a sack at USC (11/7) ... Turned in a strong performance in upset of No. 10 Utah (11/14), totaling nine

tackles, 1.5 for loss, 0.5 sacks and a pass breakup ... Recorded three tackles in punt coverage.

2014: Played in all 14 games with the secondary and on special teams ... Totaled 18 tackles, 2.0 tackles for a loss of nine yards, one sack and a blocked kick ... Recorded his first career TFL at UTSA.

2013: Played in 12 games as a member of the secondary and on special teams ... Collected 14 tackles, including eight solo stops ... Season-high four tackles came in the 42-16 win over Oregon.

Before Arizona: Redshirted the 2012 season at Fort Scott Community College.
High School: Named all-conference and all-district 3A as a senior linebacker for Booker T. Washington High School.

Personal: Son of Thaddeus Stewart and Petrina Jones ... Majoring in sociology.

Year	GP-GS	UT	AT	Total	TFL	Sacks	INT	FF	FR	PBU
2013	12/0	8	6	14	0-0	0-0	0-0	0	0	0
2014	14/0	13	5	18	2.0-9	1.0-6	0-0	0	0-0	0
2015	11/11	42	13	55	7.0-28	3.0-19	0-0	1	0-0	2
Career	37/11	63	24	87	9.0-37	4.0-25	0-0	1	1-0	2



#17 Josh Kern // TE // 6-5, 235
RS Sr. // 3L // San Antonio, Texas (Clark HS)

2015: Played in all 13 games, including two starts at tight end ... Prevalently utilized as a blocker in team's zone run-option scheme that produced 222.3 yards per game and 272.6 through the air ... Caught first two passes of career in season-opener against UTSA (9/3) ... Hauled in two catches for 15 yards, including first career touchdown in win at Colorado (10/17) ... Recorded career-long 16-yard reception in Gildan New Mexico Bowl victory over

New Mexico (12/19).

2014: Played in eight games and earned one start at Washington State at tight end ... Also a member of several special teams units.

2013: Played in nine games as a tight end and on special teams.

2012: Redshirted his true freshman year ... Moved to tight end prior to 2013 spring practice.

High School: PrepStar All-Midlands ... Threw for 1,020 yards and seven scores, and rushed for 369 yards and seven touchdowns as a junior ... Attended the 5 Star Performance Camp in 2010 ... MVP honors at Rivals QB Camp in Dallas in 2010.

Personal: Son of Tres and Pam Kern ... Majoring in pre-business.

Year	GP/GS	Rec.	Yards	Avg.	TD	Long
2013	8/0	0	0	0.0	0	0
2014	8/1	0	0	0.0	0	0
2015	13/2	8	59	7.4	1	16
Career	29/3	8	59	7.4	1	16



#14 Paul Magloire Jr. // LB // 6-1, 227
RS Sr. // 1L // Ft. Lauderdale, Fla.
(Lynbrook HS [NY]/ Milford Academy/Appalachian State/ Arizona Western)

2015: Played in all 13 games with eight consecutive starts to end season ... Began season working with the spurs/ bandit safety positions, but shifted to linebacker the second half of year ... Finished second on the team with 72 total tackles, including 4.0 for loss, while leading the squad with 54 unassisted tackles ... Twice recorded double-digit tackles, including 11 solo stops against Washington State (10/24) and

a career-high 13 total tackles in bowl victory over New Mexico (12/19) ... Registered first two career tackles in road win at Nevada (9/12) ... Earned first career start against Oregon State (10/10), totaling nine tackles with two for loss ... Recovered a fumble at Colorado (10/17) and forced a fumble at Arizona State (11/21) ... Broke up one pass, which came in the Homecoming game against Washington State.

Before Arizona: Played at Arizona Western during the 2014 season ... NJCAA Second-Team All-American and the Arizona Community College Athletic Conference Defensive Player of the Year for the 11-1 No. 5 squad ... Led the Matadors with 101 tackles while forcing a fumble and recording six tackles for loss ... Also collected two interceptions with six PBU and three blocked kicks ... Played at Appalachian State for the 2012 and 2013 seasons ... Spent the 2011 season as a quarterback at Milford Academy.

High School: Football and track letterwinner for Lynbrook High School in Long Island, N.Y. ... Led Lynbrook to the 2010 Long Island Class III Championship, accounting for 21 touchdowns and 10 two-point conversions ... All-state honoree and the Old Spice Player of the Year.

Personal: Son of Mireille Proprete.

Year	GP-GS	UT	AT	Total	TFL	Sacks	INT	FF	FR	PBU
2015	13/8	54	18	72	4.0-5	0-0	0-0	1	1-0	1
Career	13/8	54	18	72	4.0-5	0-0	0-0	1	1-0	1

2016 Arizona Football Media Guide



**#15 Kwesi Mashack // CB // 5-8, 206
Jr. // 1L // Inglewood, Calif. (Vista Murrieta HS)**


2015: Played in seven games with one start in the secondary ... Recorded first career tackle in season opener against UTSA (9/3) ... Made first career start and totaled two tackles against Washington State (10/24) ... Added two tackles on the road at Arizona State (11/21) ... Registered one stop in Gildan New Mexico Bowl victory (12/19) ... Recorded four total special teams tackles, including three in kickoff coverage.

2014: Played in one game, vs. California.

High School: No. 52 cornerback (Scout.com) for Vista Murrieta High School ... West Coast Bowl ... Fox Sports all-state ... As a senior, recorded 56 tackles, five interceptions, eight touchdowns and more than 800 all-purpose yards.

Personal: Son of Elton and Rameika Mashack ... Father played basketball at Loyola Marymount ... Mother ran track at UNLV before graduating from California ... Majoring in pre-business.

Year	GP-GS	UT	AT	Total	TFL	Sacks	INT	FF	FR	PBU
2015	7/1	6	0	6	0-0	0-0	0	0	0-0	0
Career	7/1	6	0	6	0-0	0-0	0	0	0-0	0



**#47 Jake Matthews // LB // 6-3, 230
Sr. // 3L // Tucson, Ariz. (Ironwood Ridge HS)**

2015: Played in first 11 of games of season with eight starts, before missing final two contests with a foot injury suffered late in the Utah game (11/14) ... Named to the Pac-12 All-Academic second team ... Finished seventh on the team with 47 total tackles, including 2.0 for loss and 1.5 sacks ... Registered at least five tackles in six contests, including a season-high 11 in road victory at Colorado (10/17) ... Had five stops and a tackle for loss a week

earlier in win against Oregon State (10/10) ... Recovered a fumble along with seven tackles at USC (11/7).

2014: Played in 11 games and started six at linebacker ... Also a member of several special teams units ... Totaled 29 tackles and one sack ... Career game-high 10 tackles vs. Nevada.

2013: Played in eight games at linebacker and as a member of special teams.

High School: First-team all-city, all-district and all-region honoree as a junior and senior while earning first-team all-state accolades as a senior ... National Football Foundation Southern Arizona Chapter Scholar-Athlete selection ... Logged 94 tackles, 7.5 sacks and two interceptions as a senior ... Recruited by the service academies to play football ... Also recruited to play baseball collegiately, a shortstop ... Was drafted by the Kansas City Royals in the 38th round in 2013.

Personal: Son of Clint and Alison Matthews, both UA graduates ... Majoring in pre-neuroscience and cognitive science ... Brother, Clay, plays baseball at Pima Community College.

Year	GP-GS	UT	AT	Total	TFL	Sacks	INT	FF	FR	PBU
2013	8/0	0	0	0	0-0	0-0	0-0	0	0-0	0
2014	11/6	15	14	29	1.0-5	1.0-5	0-0	0	0-0	0
2015	11/8	25	22	47	2.0-13	1.5-13	0-0	0	1-0	0
Career	30/14	40	36	76	3.0-18	2.5-18	0-0	0	1-0	0



**#29 Jarvis McCall Jr. // S // 6-2, 203
RS Jr. // 2L // Tampa, Fla. (Armwood HS)**

2016: Switched from cornerback, where he started 17 games over the last two seasons, to safety during spring drills.

2015: Appeared in 12 games and made five starts ... Recorded 28 tackles, 21 of which were solo stops ... Finished tied for second on team with five pass breakups ... Registered at least five tackles in four contests, including

season high six stops in upset of No. 10 Utah (11/14) ... Broke up two passes and had five tackles in victory over Oregon State (10/10) ... Picked up first career interception in Gildan New Mexico Bowl victory over New Mexico (12/19).


2014: Played in and started 12 games at cornerback ... Totaled 49 tackles, one TFL and seven passes defended ... Career game-high seven tackles vs. Washington and two PBU vs. Oregon.

2013: Redshirted his true freshman year.

High School: 2011 Sports Illustrated Honorable Mention All-American ... Second-team all-state as a senior ... Notched 84 tackles, eight interceptions, 14 PBU, seven forced fumbles and three fumble recoveries during his career ... Led the Hawks to a perfect 15-0 season and the 6A state title ... Also competed in the 400 meters and 4x400-meter relay.

Personal: Son of Jarvis McCall and Tamika Floyd ... Majoring in criminal justice studies.

Year	GP-GS	UT	AT	Total	TFL	Sacks	INT	FF	FR	PBU
2014	12/12	32	17	49	1.0-1	0-0	0-0	0	0-0	7
2015	12/5	21	7	28	0-0	0-0	1-0	0	0-0	5
Career	24/17	53	24	77	1.0-6	0-0	1-0	0	0-0	12



**#84 Abraham Mendivil // WR // 6-1, 196
RS Jr. // 2L // Phoenix, Ariz. (Apollo HS)**

2015: Played in all 13 games with most significant contributions coming with special teams units ... Recognized as a Pac-12 All-Academic honorable mention selection ... Hauled in first career catch for five yards at Nevada (9/12) ... Registered three tackles on kickoff coverage team.


2014: Played in 14 games on special teams ... Recorded one tackle.

2013: Redshirted his true freshman year.

High School: Football and basketball letterman for Apollo High School ... Second-team all-state as a senior receiver and safety.

Personal: Son of Yesenia Valdez.

Year	GP/GS	Rec.	Yards	Avg.	TD	Long
2015	13/0	1	5	5.0	0	5
Career	13/0	1	5	5.0	0	5



#32 DeAndre Miller // LB // 6-3, 236
RS Jr. // 2L // Buckeye, Ariz. (Buckeye Union HS)

2015: Returned from a redshirt season to play in 11 games and make nine starts at linebacker ... Ranked sixth on team with 50 tackles, while recording second-most tackles for loss (8.0) and adding 2.0 sacks ... Registered at least three tackles in every game played, including a season-high seven tackles with one for loss in opener against UTSA (9/3) ... Missed next two non-conference games due to injury before returning for remainder of season ... Strong finish to season included six tackles in upset of No. 10 Utah (11/14) and a career-high 3.0 tackles for loss against ASU (11/21) ... Finished season with four tackles, including 2.0 for loss, in Gildan New Mexico Bowl victory (12/19).

2014: Played in three games before suffering a season-ending injury.

2013: Played in all 13 games as a linebacker and on special teams ... Collected three solo tackles.

High School: PrepStar All-West Region ... Division IV first-team all-state ... Two-time all-region and all-state selection during his junior and senior seasons ... Also a state qualifier in track and field ... An honor roll student, he graduated in the top 15 percent of his class.

Personal: Son of Don and Sandra Miller ... Majoring in pre-business.

Year	GP-GS	UT	AT	Total	TFL	Sacks	INT	FF	FR	PBU
2013	13/0	3	0	3	0-0	0-0	0-0	0	0-0	0
2014	3/0	6	2	8	1.0-1	0-0	0-0	0	0-0	0
2015	11/9	36	14	50	8.0-31	2.0-15	0-0	0	0-0	0
Career	27/9	45	16	61	9.0-37	4.0-25	0-0	0	0-0	0



#24 RJ Morgan // LB // 6-1, 232
RS Jr. // 1L // Central Point, Ore. (Crater HS)

2015: Played in six games, including one start ... Totaled 10 tackles and 2.0 for loss ... Recorded first career tackle for loss against NAU (9/19) and added another week later in conference opener against UCLA (9/26) ... Made first career start at linebacker against Stanford (10/3), totaling two tackles and a pass breakup.

2014: Member of the scout team defense.

2013: Redshirted his true freshman year.

High School: PrepStar All-West Region ... Honorable mention all-conference and 6A all-state ... Logged 50 tackles, five interceptions, two forced fumbles and one fumble recovery as a senior.

Personal: Son of Bob and Teresa Morgan ... Majoring in criminal justice studies ... Father played baseball and football at Oregon State.

Year	GP-GS	UT	AT	Total	TFL	Sacks	INT	FF	FR	PBU
2015	6/1	6	4	10	2.0-3	0-0	0	0	0-0	1
Career	6/1	6	4	10	2.0-3	0-0	0	0	0-0	1



#15 Matt Morin // TE // 6-2, 235
RS Sr. // 1L // Murrieta, Calif.
 (Chaparral HS/San Diego State/Saddleback College/Riverside C.C.)

2015: 2015: Played in nine games with time as a backup at tight end as well as a contributor on special teams units.

Before Arizona: Under head coach Tom Craft, paced No. 1 Riverside C.C. to a 10-2 record in 2014 and an appearance in the California Community College Athletic Association (CCCAA) Southern California Regional final game in 2014

... Tigers were SCFA National Central Champions ... Spent the 2013 at Saddlebrook College and started his collegiate career in January 2012 at San Diego State.

High School: Football and baseball letterwinner at Chaparral High School ... Rivals.com three-star recruit as a quarterback ... Ranked No. 42 in the 2012 ESPN top California recruits list and was the 61st-ranked recruit overall in the state of California by Rivals.com ... 1,000 yards rushing and passing as a senior ... Nike Elite 11.

Personal: Son of John and Jennifer Morin.



#27 Sammy Morrison // CB // 5-9, 174
So. // 1L // Leesburg, Va. (Gonzaga College HS)

2015: Played in 12 of team's 13 contests as a true freshman in the secondary and on special teams ... Impressed coaches in camp to earn starts in first two collegiate games against UTSA (9/3) and Nevada (9/12), recording one tackle in each game ... Added another tackle in home victory over NAU (9/19).

High School: Team captain in the secondary for Gonzaga College High School ... Totaled 70 tackles, three interceptions and two forced fumbles as a senior ... All-conference, all-city and all-district selection ... PrepStar All-Atlantic Region.

Personal: Son of Darryl and JoAnn Morrison, both UA graduates ... Father played for Dick Tomey on Arizona's "Desert Swarm" defense and with the Washington Redskins ... Sister, Faith, is on the Washington gymnastics team.

Year	GP-GS	UT	AT	Total	TFL	Sacks	INT	FF	FR	PBU
2015	12/2	2	1	3	0-0	0-0	0-0	0	0-0	0
Career	12/2	2	1	3	0-0	0-0	0-0	0	0-0	0



#19 DaVonte Neal // CB // 5-10, 178
RS Sr. // 2L // Akron, Ohio (Chaparral HS [Ariz.]/Notre Dame)

2015: Saw action in 12 of the team's 13 games, with 11 starts ... Made the switch from receiver to cornerback in the spring and became a regular in the starting lineup ... Finished third on the team with 63 tackles, including 2.0 for loss ... Tied for second on the team with five pass breakups and snared first career interception against NAU (9/19) ... Posted career-high 11 tackles in first game on defensive side of ball vs. UTSA (9/3). Also blocked a kick in that contest ... Had two pass breakups and six solo tackles against Washington State (10/24) ... Recovered a fumble at ASU (11/21) ... Contributed five tackles and broke up a pass in Gildan New Mexico Bowl victory (12/19) ... Returned one punt for 26 yards in only opportunity of season against Nevada (9/12).

2014: Played in 13 and started 10 games at receiver ... Also a member of special teams units ... Totaled 27 receptions for 214 yards and two touchdowns ... Averaged 7.9 yards per catch and 16.5 yards per game ... Returned 12 punts for 133 yards and one TD ... Scored on an 81-yard punt return at Washington State.

2013: Redshirted the season ... Played a key role as a member of the scout team.

2012: Redshirted the season ... Played a key role as a member of the scout team.


Before Arizona: Spent the 2012 season at Notre Dame under Brian Kelly ... Played in 13 games ... Caught one pass, had one carry and returned 21 punts for 46 yards.

High School: Two-time Arizona Gatorade Player of the Year at Chaparral High School ... Twice named Division II all-state and a Parade All-American in 2011 ... Named to the ESPNHS All-America first-team as a kick returner in 2011 ... Rated the eighth-best player in the nation on the 2012 ESPN 150 list ... Ranked by ESPN the best athlete in the nation, the top player in the West and the No. 1 player in Arizona ... Named a SuperPrep All-American in 2011 ... Selected to All-Arizona team as the all-purpose player by Arizona Republic in 2011 and 2010 ... Scored 35 touchdowns as a senior, with 16 receiving TDs, 14 rushing TDs and five TDs on kickoff or punt returns ... Gained 1,317 rushing yards and caught 62 passes for 1,113 yards as a senior ... Averaged 39 yards on kickoff returns with three TDs and averaged 26.6 yards per punt return with two TDs ... Also made 31 tackles and 12 pass breakups as a cornerback in 2011 ... Played in the Under Armour All-America Game in St. Petersburg, Fla. ... Named offensive MVP of the U.S. Army National Combine in 2011 after recording the most dominate offensive performance during the skill and position drills ... Also a state champion in the 4x100-meter relay as a freshman ... Recruited to run track collegiately.

2016 Arizona Football Media Guide

Personal: Son of Luke Neal and Kito Williams ... Majoring in sports and society.

Year	GP-GS	UT	AT	Total	TFL	Sacks	INT	FF	FR	PBU
2014	13/10	1	0	1	0-0	0-0	0-0	0	0-0	0
2015	12/11	50	13	63	2.0-4	0-0	0-0	0	1-0	5
Career	25/21	51	13	64	2.0-4	0-0	0-0	0	1-0	5



#11 Nate Phillips // WR // 5-7, 186
Sr. // 3L // Chandler, Ariz. (Basha HS)

2015: Played and started all 13 games ... Ranked third on the squad in both catches (44) and receiving yards (564) while scoring four touchdowns ... Hauled in at least one pass reception in all 13 games, extending his streak to 34 consecutive games played with a catch ... 24 of 44 receptions on the season resulted in a first down or touch down ... Recorded a season-high 106 yards on six catches in a win at Colorado (10/17) and matched the receptions

total with 96 yards a few weeks later at USC (11/7). The yardage total against the Buffs marked his second career 100-yard receiving game ... Scored first career special teams touchdown (69 yards) on Homecoming against Washington State (10/24) ... Pulled in game-winning 25-yard touchdown pass in second overtime in upset of No. 10 Utah (11/14).

2014: Played in nine games and started five at receiver before being sidelined with an injury ... Collected 25 receptions for 272 yards and two touchdowns ... Averaged 10.9 yards per catch and 30.2 yards per game ... Also returned three punts for 32 yards.

2013: Played in all 13 and started 10 games at the slot receiver position ... Named FWAA Freshman All-America ... All-Pac-12 Honorable Mention ... Hauled in 51 receptions for 696 yards and seven touchdowns ... In the AdvoCare V100 Bowl victory over Boston College, collected nine receptions and totaled 193 yards, the most ever by a true freshman in school history ... Yardage total is 11th-most in single-game history ... Recorded Arizona's only 100-yard receiving game of the season ... Averaged 13.6 yards per catch and 53.5 yards per game.

High School: All-Arizona specialist selection for Basha High School ... Division I first-team all-state ... PrepStar All-West Region ... All-district, all-region and all-state performer as a receiver, kick returner and punt returner ... Graduated with high honors.

Personal: Son of James Phillips and Donna Gorski ... Father played football at Snow College and Southwest Missouri State ... Majoring in pre-business.

Year	GP/GS	Rec.	Yards	Avg.	TD	Long
2013	13/10	51	696	13.6	7	57
2014	9/5	25	272	10.9	2	39
2015	13/13	44	564	12.8	4	44
Career	35/28	120	1532	12.8	13	57




#9 Josh Pollack // K/P // 5-10, 184
RS So. // SQ // Highland Park, Ill. (Highland Park HS)

2015: Served as the backup place-kicker ... Made first career extra point try against NAU (9/19) ... Averaged 65.0 yards on two kickoffs in that contests ... Was on travel squad but did not see additional opportunities.
2014: Redshirted his true freshman year.

High School: Football, soccer and wrestling letterman for Highland Park High School ... 2013 all-conference and all-region honoree ... No. 27 kicker and No. 19 punter in the class of 2014 according to Kohl's Kicking Camps ... As a senior, made eight of 12 field goals and six of eight successful onside kicks ... Had 44 punts for 37.1 yards per kick.

Personal: Son of Steven and Wendy Pollack ... Majoring in pre-physiology.



#56 Nick Reinhardt // LS // 6-1, 240
RS So. // 1L // Scottsdale, Ariz. (Notre Dame Prep)

2015: Played in all 13 games ... Handled all short snaps throughout the season and added long snapping responsibilities beginning with the Stanford contest (10/3) through bowl game.

2014: Redshirted his true freshman year.

High School: Under Armour All-American ... Won the long snapping competition national championships at Kohl's Kicking ... Honor Roll student.

Personal: Son of John and Jennifer Reinhardt ... Father played football at Nebraska ... Two uncles, Ed and Tom Reinhardt, played football at Colorado and one, Matt Reinhardt, at Oregon ... Majoring in pre-business.



#18 Brandon Rutt // LB // 6-1, 220
RS So. // 1L // Gilbert, Ariz. (Basha HS)


2015: 2015: Saw action in 12 games, mostly as a special teams starter and reserve linebacker ... Recorded eight tackles, including seven solo stops ... Led team with six tackles in kickoff coverage.

2014: Redshirted his true freshman year.

High School: Two-time all-conference honoree for Basha High School ... Honorable mention all-region selection ... As a senior, totaled 75 tackles, four sacks, three forced fumbles and two fumble recoveries.

Personal: Son of Tim and Kristy Rutt.

Year	GP-GS	UT	AT	Total	TFL	Sacks	INT	FF	FR	PBU
2015	12/0	7	1	8	0-0	0-0	0	0	0-0	0
Career	12/0	7	1	8	0-0	0-0	0	0	0-0	0



#12 Anu Solomon // QB // 6-2, 206
RS Jr. // 2L // Kalihi, Hawaii (Bishop Gorman HS [Nev.])

2015: Finished the season with 6,460 career passing yards, which is fourth-most in school history, and 48 passing touchdowns, which is third-most all-time ... Started and played 11 games, missing contests at Stanford (10/3) and ASU (11/21) due to injury ... Also missed second half against UCLA (9/26) and much of fourth quarter against Utah (11/14) ... Missed time did not prevent him from improving his completion percentage (62.1 percent) and efficiency (146.98) numbers from a breakout freshman season ... Average of 242.5 yards per game was boosted late in season over final three starts. Averaged 319 yards per game and completed 67 percent of passes in those contests against USC (11/7), Utah (11/14) and New Mexico (12/19) ... Only two 300-yard passing games of season came in last three outings ... Set school record for most attempts to begin a season without an interception (210) and saw another program record of 233 overall attempts without a pick come to an end at Washington (10/31) ... Season high for passing yards came at USC (352), while twice tossed four touchdown passes (UTSA, 9/3; Nevada, 9/12) ... Rushed for scores against NAU (9/19), Utah (11/14) and New Mexico in the Gildan New Mexico Bowl (12/19) ... Netted 86 yards on 12 rushes with a scored in upset of No. 10 Utah ... Tossed multiple touchdown passes in six games, suffering first career defeat (at USC) in 13 games when throwing at least two touchdowns ... Was named to several preseason watch lists, including the Manning Award, the Maxwell Award, the Davey O'Brien Award and the Walter Camp Player of the Year watch list.


2014: Started all 14 games after becoming the first freshman ever to start a season opener for the school ... All-Pac-12 Honorable Mention ... Polynesian Hall of Fame Player of the Year Finalist ... Three-time Manning Award Player of the Week ... Two-time Davey O'Brien Player of the Week ... Maxwell Award Watch List ... Athlon Sports National Freshman of the Week (9/2/14) ... Totaled 3,793 passing yards with 313 completions on 540 attempts ... 28 passing TDs while averaging 270.9 yards per game ... Rushed for 291 yards and two scores ... Set career game highs of 105 rushing yards

(vs. Colorado), 16 rushes (vs. Colorado), 73 pass attempts (vs. California), 520 passing yards (vs. California) and 566 yards of total offense (vs. California) ... Two games with five touchdown passes ... Led all FBS freshman quarterbacks in passing yards. 2013: Redshirted his true freshman year.

High School: PrepStar Top-150 Dream Team ... Four-star recruit by Rivals.com and Scout.com ... Lemming Top Player (Combo Passer) selection ... As a senior in 2012, threw for 2,849 yards and 35 touchdowns ... Completed 153 of his 225 attempts with just five interceptions ... Three-time all-conference, three-time all-region and four-time all-state selection ... Three-time MaxPreps All-American ... Compiled a record of 57-3 and won four state titles as the starter at Bishop Gorman.

Personal: Son of Jarrett and Jamielyn Solomon ... Given name is Jarrett ... Majoring in economy and industry.

Year	GP/GS	C-A	Pct.	Yds.	TD	INT	Avg./G	Eff.
2014	14/14	313-540	58.0	3,793	28	9	270.9	130.7
2015	11/11	205-330	62.1	2,667	20	5	242.5	147.0
Career	25/25	518-870	59.5	6,460	48	14	258.4	145.3



#72 Freddie Tagaloa // OL // 6-8, 314
RS Sr. // 1L // Richmond, Calif. (Salesian HS/California)


2015: Played and started eight games on the left side of the line ... Made Wildcat debut with start at left tackle against Nevada (9/12) ... Started next three contests at left tackle, then moved to left guard for the next four games ... Missed remainder of season with an injury ... Was named to the Outland Trophy preseason watch list.

2014: Redshirted the season ... Played a key role as a member of the scout team.

Before Arizona: Played in 23 and started seven games as a member of the offensive line at California ... Saw action at both right and left tackles and as a member of special teams units ... Voted a team captain by his peers as a sophomore in 2013 ... Preseason candidate for the Rotary Lombardi Award, given to the top lineman on either side of the ball or linebacker, and the Jim Parker Trophy, awarded to the nation's top offensive lineman.

High School: Played in the U.S. Semper Fidelis All-American Bowl and International Bowl following his 2011 All-American (Prepstar) senior season and was listed as the No. 8 overall performer in practices prior to the Semper game by Rivals ... Small School All-American and Division III All-State selection of MaxPreps as a senior, while adding All-Region (SuperPrep), All-Metro (San Francisco Chronicle) and All-East Bay (Contra Costa Times) honors ... Four-star recruit according to ESPN, Rivals and 247Sports, while MaxPreps gave him three and a half and Scout three.

Personal: Son of Sakaria and Olive Tagaloa ... Given name is Faatiga Freddie Tagaloa ... Majoring in pre-business.



#55 Levi Walton // OL // 6-3, 290
RS So. // SQ // North Fort Myers, Fla. (Ida S. Baker HS)

2015: Saw action in two games ... Wildcat debut came against NAU (9/19) ... Also saw action in victory over Oregon State (10/10).

2014: Redshirted his true freshman year.

High School: Football, wrestling and track and field letterwinner for Ida S. Baker High School ... 2014 All Florida

All-Star and first-team all-state honoree for a team that went 10-2 ... Advanced to wrestling regional finals ... Member of the National Honor Society and graduated Suma Cum Laude.

Personal: Son of Lloyd and Nicole Walton.



#61 Marquis Ware // LB // 6-0, 237
RS So. // SQ // Los Angeles, Calif. (Bishop Mora Salesian HS)


2015: Saw action in two games ... Collected first career tackle at Stanford (10/3).

2014: Redshirted his true freshman year.

High School: Blue-Grey and Simper Fidelis All-American for Bishop Mora Salesian High School ... No. 163 player (Rivals.com) ... No. 23 outside linebacker (Scout.com)

and No. 252 player (Scout.com) ... Squad went 12-2 and won the CIF title.

Personal: Son of Marquis Ware and Arlene Bragg.




#10 Zach Werlinger // QB // 6-1, 188
RS So. // SQ // Chandler, Ariz. (Basha HS)

2015: Made Wildcat debut against NAU (9/19) ... Did not attempt a pass, but rushed twice for 28 yards, including an 11-yard touchdown.

2014: Redshirted his true freshman year ... Recognized in New York in December as one of five National Football Foundation National High School Scholar-Athlete honorees.

High School: Threw for 3,242 yards with a 62 percent completion percentage and 25 touchdowns in 2013 for Basha High School ... Rushed for 365 yards and five scores ... All-conference, all-district, all-state and all-academic selection ... Division, 1 Section 1 and Chandler USD Offensive Player of the Year ... Holds school records for touchdown passes in a game and season, passing yards in a season and career and passes completed in a season and career ... President of the National Honor Society ... NFF Scholar-Athlete of the Year and national finalist ... U.S. Army Reserve National Scholar-Athlete.

Personal: Son of Dennis and Mary Werlinger ... Grandfather, Richard Ryan, played football at North Dakota.



#17 Jace Whittaker // CB // 5-10, 180
So. // 1L // Oceanside, Calif. (Oceanside HS)


2015: Played in 11 of team's 13 games, including three starts ... Had 23 tackles, 20 of which were solo stops, along with four pass breakups ... Recorded first career tackle in opener against UTSA (9/3) ... Totaled a season-high 11 tackles, including 10 solo stops and 1.0 for loss, in first career start at Colorado (10/17) ... Combined for seven tackles and four pass breakups in subsequent starts against Washington State (10/24) and Washington

(10/31) ... Contributed four special teams tackles, including three in kickoff coverage.

High School: Played defensive back for head coach John Carroll at Oceanside High School and graduated in spring 204 ... As a senior, was his squad's defensive player of the year, earned first-team all-conference honors and was a three-star recruit by Scout.com and Rivals.com.

Personal: Son of Jerry and Lanie Whittaker ... Father played baseball at Oklahoma and was a member of their CWS Championship team before playing with the Chicago White Sox ... Brother, J.J., plays football at San Diego State.

Year	GP-GS	UT	AT	Total	TFL	Sacks	INT	FF	FR	PBU
2015	11/3	20	3	23	1.0-3	0-0	0	0	0-0	4
Career	11/3	20	3	23	1.0-3	0-0	0	0	0-0	4



**#28 Nick Wilson // RB // 5-10, 208
Jr. // 2L // Fresno, Calif. (Central HS)**

2015: Finished the season with 2,104 career rushing yards, which is 12th most in program history, and 24 career rushing touchdowns, seventh-most in school history ... Started all nine games he played in while missing four contests due to injury ... Led team with 134 rush attempts, ranking second in yards (760) and touchdowns (9) ... Opened season in strong fashion, gaining 97 yards in the opener and then turning in three-consecutive 100-

yard games against Nevada (9/12), NAU (9/19) and UCLA (9/26) ... Season highs for rushing yards (186) and touchdowns (3) came at Nevada ... After six games, had racked up 687 yards (114.5 per game) on 115 carries (5.97 per attempt), but was slowed by injury rest of way ... Missed the entirety of three conference games (10/17 at Colorado, 10/31 at Washington and 11/7 at USC), in addition to the Gildan New Mexico Bowl (12/19) ... Added four receptions for 52 yards in the passing game ... Was named to preseason watch lists for the Doak Walker Award and the Maxwell Award Watch.

2014: Played in 13 games and started eight at running back ... All-Pac-12 Honorable Mention ... Pac-12 Offensive Player of the Week (11/24/14) ... Athlon Sports National Freshman of the Week (11/23/14) ... Totaled 1,375 rushing yards on 236 carries with 16 touchdowns ... Averaged 5.8 yards per carry and 105.8 yards per game en route to setting Arizona's freshman rushing record ... Ranked fourth nationally among FBS freshman and No. 1 among league freshmen in total yards ... 105.8 markers per game also led Pac-12 rookies ... Rushed for 100+ yards on seven games this season.

High School: Tri-River Athletic Conference Offensive Player of the Year for Central High School in 2013 ... Logged 126 carries for 1,119 yards and eight receptions for 175 yards ... Holds the Central single-season rushing record with 1,627 yards in 2012 ... Recruited to compete in track and field at the collegiate level.

Personal: Son of George and LaKebbia Wilson ... Majoring in criminal justice studies ... Prep teammates with fellow Wildcats Sharif Williams and Devon Brewer.

Year	GP/GS	Rush	Yds	Avg.	Avg./G	TD	LG
2014	13/8	236	1,375	5.8	105.8	16	85
2015	9/9	134	729	5.4	81.0	8	43
Career	22/17	370	2,104	5.7	95.6	24	85




**#8 Trevor Wood // TE // 6-6, 265
RS So. // 1L // Scottsdale, Ariz. (Chaparral HS)**

2015: Expected to contend for a starting role at tight end, missed season due to injury.

2014: Played in 14 games on special teams and as a reserve tight end ... Blocked for the Wildcats to average 463.6 yards of offense per game and 34.5 points per game. High School: Member of state title team at Chaparral High School ... As a senior, had 68 catches for 939 yards and

eight touchdowns ... No. 16 tight end (Scout.com) ... 24-7Football.com 2013 All-D2 Team ... No. 1 tight end (Arizona Republic).

Personal: Son of former UA defensive tackle Dave and Jan Wood, both UA grads ... Father also spent two seasons in the NFL with the '49ers ... Uncle, Brent, played line-backer on the same UA teams as dad ... Brother of Arizona offensive lineman, Carter ... Majoring in pre-business.



**#93 Parker Zellers // DL // 6-1, 247
RS Jr. // 2L // Scottsdale, Ariz. (Notre Dame Prep)**

2015: 2015: Played in all 12 games in the rotation at nose guard ... Totaled 17 tackles, including 1.0 for loss, with 15 solo stops ... Most significant statistical contributions came late in season when he totaled 10 tackles over final four games ... Had a season-high four tackles and recovered a critical fumble in the fourth quarter in upset of No. 10 Utah (11/14) ... Registered three solo tackles and a tackle for loss at Arizona State (11/21).

2014: Played in 13 games and started six as part of the defensive line at nose guard ... Career game-high five tackles at Oregon ... Totaled 20 stops on the season with one fumble recovery (at Oregon).

2013: Redshirted his true freshman year.

High School: Two-time all-conference and all-city selection while earning Div. II all-district, all-region and all-state honors ... Set school record for sacks in a season with 10 ... As a senior, recorded 8.5 sacks and 60 tackles ... An honor roll student.

Personal: Son of Brian and Susan Zellers.

Year	GP-GS	UT	AT	Total	TFL	Sacks	INT	FF	FR	PBU
2014	13/6	7	13	20	0.5-1	0-0	0	0	1-0	0
2015	12/0	15	2	17	1.0-3	0-0	0	0	1-0	0
Career	25/6	22	15	37	1.5-4	0-0	0	0	2-0	0

2015 Season Review

2015 Arizona Football Arizona Combined Team Statistics (FINAL) All games

Date	Opponent	Score	Att.	Record:	Overall	Home	Away	Neutral
09/03/15	UTSA	W 42-32	51111	All games	7-6	4-2	3-4	0-0
09/12/15	at Nevada	W 44-20	24355	Conference	3-6	2-2	1-4	0-0
09/19/15	NORTHERN ARIZONA	W 77-13	51494	Non-Conference	4-0	2-0	2-0	0-0
* 09/26/15	#9 UCLA	L 30-56	56004					
* 10/03/15	at #18 Stanford	L 17-55	46628					
* 10/10/15	OREGON STATE	W 44-7	52987					
* 10/17/15	at Colorado	W 38-31	39666					
* 10/24/15	WASHINGTON STATE	L 42-45	47847					
* 10/31/15	at Washington	L 3-49	56749					
* 11/07/15	at USC	L 30-38	76309					
* 11/14/15	#10 UTAH	W 37-30	48912					
* 11/21/15	at Arizona State	L 37-52	64885					
^ 12/19/15	at New Mexico	W 45-37	30289					

* Pac-12 Conference Game

^ Gildan New Mexico Bowl (Albuquerque, N.M.)

Rushing	gp	att	gain	loss	net	avg	td	lg	avg/g
Baker, Jared	12	131	813	15	798	6.1	9	79	66.5
Wilson, Nick	9	134	760	31	729	5.4	8	43	81.0
Randall, Jerrard	11	78	743	41	702	9.0	5	73	63.8
Bradford, Orlando	10	47	211	3	208	4.4	3	32	20.8
Solomon, Anu	11	67	311	113	198	3.0	3	31	18.0
Dawkins, Brandon	6	32	234	55	179	5.6	2	43	29.8
Haden, Jonathan	13	7	44	0	44	6.3	0	14	3.4
Green, Zach	8	7	43	0	43	6.1	0	17	5.4
Werlinger, Zach	1	2	28	0	28	14.0	1	17	28.0
Grant, Samajie	12	4	27	6	21	5.2	0	21	1.8
Johnson, Tyrell	6	5	24	3	21	4.2	0	11	3.5
Total	13	527	3238	348	2890	5.5	31	79	222.3
Opponents	13	581	2959	364	2595	4.5	30	74	199.6

Passing	gp	effic	comp-att-int	pct	yds	td	lg	avg/g
Solomon, Anu	11	146.98	205-330-5	62.1	2667	20	78	242.5
Randall, Jerrard	11	106.33	47-95-3	49.5	518	5	38	47.1
Dawkins, Brandon	6	133.31	20-38-2	52.6	334	2	95	55.7
TEAM	10	0.00	0-2-0	0.0	0	0	0	0.0
Jones, Cayleb	13	310.00	1-1-0	100.0	25	0	25	1.9
Total	13	137.30	273-466-10	58.6	3544	27	95	272.6
Opponents	13	144.33	276-443-11	62.3	3488	28	92	268.3

Receiving	gp	no.	yds	avg	td	lg	avg/g
Jones, Cayleb	13	55	904	16.4	5	78	69.5
Jackson, Johnny	13	50	608	12.2	5	70	46.8
Phillips, Nate	13	44	564	12.8	4	44	43.4
Richards, David	13	43	548	12.7	6	50	42.2
Grant, Samajie	12	31	301	9.7	2	45	25.1
Griffey, Trey	7	11	284	25.8	1	95	40.6
Baker, Jared	12	11	101	9.2	1	25	8.4
Kern, Josh	13	8	59	7.4	1	16	4.5
Wilson, Nick	9	4	52	13.0	0	22	5.8
Johnson, Tyrell	6	4	40	10.0	1	21	6.7
Brown, Shun	13	4	24	6.0	0	14	1.8
Haden, Jonathan	13	3	21	7.0	0	8	1.6
Cobb, Jamardre	11	2	-8	-4.0	1	1	-0.7
Ellison, Tony	13	1	13	13.0	0	13	1.0
Cloy Jr., Darrell	11	1	6	6.0	0	6	0.5
Total	13	273	3544	13.0	27	95	272.6
Opponents	13	276	3488	12.6	28	92	268.3

Field Goals	fg	pct.	01-19	20-29	30-39	40-49	50-99	lg	blk
Skowron, Casey	18-22	81.8	0-0	5-6	6-7	7-9	0-0	48	0

Scoring	td	fg	PAT				dxp	saf	pts
			kick	rush	rcv	pass			
Skowron, Casey	-	18-22	59-61	-	-	-	-	113	
Baker, Jared	10	-	-	-	-	-	-	60	
Wilson, Nick	8	-	-	-	-	-	-	48	
Richards, David	6	-	-	-	-	-	-	36	
Randall, Jerrard	5	-	-	-	-	-	-	30	
Jones, Cayleb	5	-	-	-	-	-	-	30	
Phillips, Nate	5	-	-	-	-	-	-	30	
Jackson, Johnny	5	-	-	-	-	-	-	30	

Team Statistics	ARIZ	OPP
FIRST DOWNS	320	300
Rushing	139	134
Passing	148	145
Penalty	33	21
RUSHING YARDAGE	2890	2595
Rushing Attempts	527	581
Average Per Rush	5.5	4.5
Average Per Game	222.3	199.6
TDs Rushing	31	30
PASSING YARDAGE	3544	3488
Comp-Att-Int	273-466-10	276-443-11
Average Per Pass	7.6	7.9
Average Per Catch	13.0	12.6
Average Per Game	272.6	268.3
TDs Passing	27	28
TOTAL OFFENSE	6434	6083
Average Per Play	6.5	5.9
Average Per Game	494.9	467.9
KICK RETURNS: #-Yards	32-729	52-1106
PUNT RETURNS: #-Yards	9-144	23-79
INT RETURNS: #-Yards	11-98	10-162
FUMBLES-LOST	25-10	20-5
PENALTIES-Yards	74-632	95-935
PUNTS-AVG	54-44.2	68-42.1
TIME OF POSSESSION/Game	26:19	33:41
3RD-DOWN Conversions	78/190	96/209
4TH-DOWN Conversions	10/27	10/18

Interceptions	no.	yds	avg	td	lg
Allah, Jamar	3	38	12.7	0	25
Denson, Cam	3	31	10.3	1	21
McCall Jr., Jarvis	1	0	0.0	0	0
Flanning-Fowles, D.	1	0	0.0	0	0
Neal, DaVonte'	1	0	0.0	0	0
Lopez, Anthony	1	23	23.0	1	23
Fotu, Anthony	1	6	6.0	0	6

Punting	no.	yds	avg	lg	tb	fc	i20	50+	blk
Riggleman, Drew	52	2357	45.3	66	6	3	21	14	0
Solomon, Anu	2	32	16.0	20	0	0	0	0	0

Punt Returns	no.	yds	avg	td	lg
Phillips, Nate	7	121	17.3	1	69
Neal, DaVonte'	1	26	26.0	0	26
Griffey, Trey	1	-3	-3.0	0	0
Total	9	144	16.0	1	69
Opponents	23	79	3.4	0	29

Kick Returns	no.	yds	avg	td	lg
Johnson, Tyrell	16	408	25.5	0	56
Phillips, Nate	8	156	19.5	0	24
Brown, Shun	4	82	20.5	0	24
Baker, Jared	2	51	25.5	0	33
Grant, Samajie	1	13	13.0	0	13
Haden, Jonathan	1	19	19.0	0	19
Total	32	729	22.8	0	56
Opponents	52	1106	21.3	0	67

All Purpose	g	rush	rcv	pr	kr	ir	total	avg/g
Baker, Jared	12	798	101	0	51	0	950	79.2
Jones, Cayleb	13	0	904	0	0	0	904	69.5
Phillips, Nate	13	0	564	121	156	0	841	64.7
Wilson, Nick	9	729	52	0	0	0	781	86.8
Randall, Jerrard	11	702	0	0	0	0	702	63.8
Total	13	2890	3544	144	729	98	7405	569.6
Opponents	13	2595	3488	79	1106	162	7430	571.5

2016 Arizona Football Media Guide

2015 Game Summaries

Game 1: Arizona 42, UTSA 32

Date Thursday, Sept. 3
Time 7:07 p.m. (MST)
Location Tucson, Ariz.

TUCSON, Ariz. (AP) – Anu Solomon threw four touchdown passes to help No. 22 Arizona beat UTSA 42-32 Thursday night.

Arizona sputtered on offense most of the night and allowed UTSA, a team returning two offensive starters, to rack up 525 total yards.

Those areas can be fixed. Losing Wright could hurt a lot worse.

The junior, who swept the major defensive player of the year awards last season, went down in the first quarter and spent the second half in street clothes, walking with a cane.

Arizona scored two defensive touchdowns, but had numerous breakdowns, even before Wright went down.

UTSA's Blake Bogenschutz had 332 yards and two touchdowns on 25-of-43 passing after throwing an interception for a touchdown on the game's first pass.

Solomon threw for 229 yards on 22-of-26 passing, and Nick Wilson ran for 97 yards.

The Roadrunners have given Arizona a bit of trouble over the past couple of seasons, playing two close games.

This year, the Wildcats have most of their skill players back on offense and UTSA returned six starters overall, fewest in the FBS.

No surprise then that the Roadrunners got off to a shaky start.

Bogenschutz had his first pass intercepted by Anthony Lopez and returned for 23 yards for a touchdown. UTSA's Brett Winnegan took the ensuing kickoff 102 yards for a touchdown, but that was called back for a block in the back.

The Roadrunners also had a 17-play drive lead to no points when Danny Portillo missed a 33-yard field goal and were behind 14-0 after Solomon hit David Richards on a 6-yard touchdown pass.

Yet they kept churning out yards, particularly after Wright went out.

He went down in the first quarter, tried to return the next series, but lasted one play before heading to the bench to wrap ice around his knee.

Bogenschutz set up Portillo for a 19-yard field goal, then threw a 6-yard touchdown pass to David Morgan II.

Even after Solomon ducked and dodged his way through UTSA's defense to set up a 21-yard touchdown pass to Johnny Jackson, the Roadrunners still fought back. Portillo hit a 33-yard field goal and Bogenschutz followed with a 2-yard touchdown run just before halftime, pulling UTSA to 21-20. UTSA had a 328-202 advantage in total yards in the first half.

The Wildcats got off to a quick start in the second half, going up 35-20 after Solomon hit Nate Phillips on a 4-yard touchdown pass and Jamar Allah scooped up Aaron Grubb's fumble for a 22-yard touchdown return.

Bogenschutz hit Aron Taylor on a 32-yard touchdown pass, but Solomon found Cayleb Jones for a 4-yard score to push the lead to 42-26.

Scoring Summary (Final) 2015 Arizona Football UTSA vs #22 Arizona (09/03/15 at Tucson, Ariz.)

UTSA (0-1) vs. Arizona (1-0)
Date: 09/03/15 • Site: Tucson, Ariz. • Stadium: Arizona Stadium
Attendance: 51111

Score by Quarters	1	2	3	4	Total
UTSA	0	20	6	6	32
Arizona	14	7	14	7	42

Qtr	Time	Scoring Play	V-H
1st	14:25	ARIZ - Lopez, Anthony 23 yd interception return (Skowron, Casey kick)	0 - 7
	02:07	ARIZ - Richards, David 6 yd pass from Solomon, Anu (Skowron, Casey kick), 11-80 3:07	0 - 14
2nd	12:39	UTSA - Portillo, Daniel 19 yd field goal, 13-77 4:21	3 - 14
	10:09	UTSA - Morgan II, David 6 yd pass from Bogenschutz, Blake (Portillo, Daniel kick), 7-30 2:23	10 - 14
	09:05	ARIZ - Jackson, Johnny 21 yd pass from Solomon, Anu (Skowron, Casey kick), 6-75 1:04	10 - 21
	04:35	UTSA - Portillo, Daniel 33 yd field goal, 8-46 2:28	13 - 21
	00:39	UTSA - Bogenschutz, Blake 2 yd run (Portillo, Daniel kick), 7-70 1:47	20 - 21
3rd	07:14	ARIZ - Phillips, Nate 4 yd pass from Solomon, Anu (Skowron, Casey kick), 16-81 4:55	20 - 28
	05:57	ARIZ - Allah, Jamar 22 yd fumble recovery (Skowron, Casey kick)	20 - 35
	02:36	UTSA - Taylor, Aron 32 yd pass from Bogenschutz, Blake (Portillo, Daniel kick failed), 9-75 3:21	26 - 35
4th	11:46	ARIZ - Jones, Cayleb 4 yd pass from Solomon, Anu (Skowron, Casey kick), 4-55 1:50	26 - 42
	07:13	UTSA - Rhodes, Jalen 16 yd run (Bogenschutz, Blake pass failed), 9-79 4:27	32 - 42

Kickoff time: 7:07 pm • End of Game: 10:25 pm • Total elapsed time: 3:18
Officials: Referee: Chris Coyte; Umpire: Bryan Hay; Linesman: Darryl Johnson;
Line judge: Dale Keller; Back judge: Brad Robinson; Field judge: Steve Currie;
Side judge: Ryan Dickson; Center judge: M. Richards;
Temperature: 70 • Wind: 7 mph E • Weather: Cloudy and drizzle
Television: Pac-12 Network

Team Statistics (Final) 2015 Arizona Football UTSA vs #22 Arizona (09/03/15 at Tucson, Ariz.)

	UTSA	ARIZ
FIRST DOWNS	29	25
Rushing	10	8
Passing	16	12
Penalty	3	5
NET YARDS RUSHING	193	163
Rushing Attempts	50	38
Average Per Rush	3.9	4.3
Rushing Touchdowns	2	0
Yards Gained Rushing	210	176
Yards Lost Rushing	17	13
NET YARDS PASSING	332	229
Completions-Attempts-Int	25-45-1	22-36-0
Average Per Attempt	7.4	6.4
Average Per Completion	13.3	10.4
Passing Touchdowns	2	4
TOTAL OFFENSE YARDS	525	392
Total offense plays	95	74
Average Gain Per Play	5.5	5.3
Fumbles: Number-Lost	3-1	1-1
Penalties: Number-Yards	10-114	8-76
PUNTS-YARDS	3-121	4-161
Average Yards Per Punt	40.3	40.2
Net Yards Per Punt	40.3	40.2
Inside 20	1	1
50+ Yards	0	0
Touchbacks	0	0
Fair catch	3	1
KICKOFFS-YARDS	7-455	7-452
Average Yards Per Kickoff	65.0	64.6
Net Yards Per Kickoff	41.6	43.7
Touchbacks	5	2
Punt returns: Number-Yards-TD	1-0-0	0-0-0
Average Per Return	0.0	0.0
Kickoff returns: Number-Yds-TD	5-96-0	2-39-0
Average Per Return	19.2	19.5
Interceptions: Number-Yds-TD	0-0-0	1-23-1
Fumble Returns: Number-Yds-TD	0-0-0	1-22-1
Miscellaneous Yards	0	26
Possession Time	35:09	24:51
1st Quarter	10:57	4:03
2nd Quarter	10:08	4:52
3rd Quarter	7:46	7:14
4th Quarter	6:18	8:42
Third-Down Conversions	8 of 19	7 of 14
Fourth-Down Conversions	2 of 3	1 of 3
Red-Zone Scores-Chances	5-6	3-5
Touchdowns	3-6	3-5
Field goals	2-6	0-5
Sacks By: Number-Yards	1-3	0-0
PAT Kicks	2-3	6-6
Field Goals	2-4	0-0
Points off turnovers	7	14

Game 2: Arizona 44, Nevada 20

Date Saturday, Sept. 12
 Time 4:09 p.m. (MST)
 Location Reno, Nev.

RENO, Nev. (AP) -- Nick Wilson ran for 194 yards and three touchdowns and Anu Solomon passed for 264 yards and two more scores Saturday to lead No. 22 Arizona past Nevada 44-20.

The sophomore duo started fast as the Wildcats (2-0) opened a 14-0 lead less than 6 minutes into the game. Wilson surpassed the 100-yard mark when he scored his second touchdown to make it 21-10 with 3:56 to go in the half.

Solomon, who played at Las Vegas Bishop Gorman High, completed 24 of 33 attempts with no interceptions. He was replaced early in the fourth quarter by backup Jerrad Randall, who ran 57 yards for a touchdown to put the game out of reach, 41-13.

Don Jackson rushed for 91 yards for Nevada (1-1). Wolf Pack quarterback Tyler Stewart completed 18-of-32 pass attempts for 159 yards, two touchdowns and an interception.

Nevada was whistled for nine penalties for 105 yards, including two unsportsmanlike calls against third-year coach Brian Polian. Arizona, which had 570 yards total offense, had three penalties for 30 yards

The closest Nevada got was 14-10 when Stewart capped an 80-yard drive with a 5-yard TD pass to Jerico Richardson 9:14 before the half. He threw a 2-yard scoring pass to Hasaan Henderson with 10:08 remaining when the game already had been decided.

Arizona jumped to a 7-0 lead less than 2 minutes into the game on Solomon's 9-yard TD pass to Johnny Jackson two plays after Nevada punter Alex Boy had to chase down a high snap inside his own 10 and kicked it out of bounds at the 16 for a loss of 13.

Solomon completed six consecutive passes to lead Arizona on a 77-yard scoring drive capped by Wilson's 3-yard TD run to make it 14-0 at 9:33 in the first quarter.

Brent Zuzo's 28-yard field goal pulled Nevada to within 14-3 by the end of a quarter when the Wolf Pack already had been called for five penalties for 56 yards.

The Wildcats were driving again late in the second quarter before Wilson fumbled at midfield and linebacker Bryan Lane Jr. recovered, allowing Zuzo to kick a 41-yard field goal as time ran out to make it 21-13 at the half.

On the opening drive of the second half, Solomon's apparent score on a quarterback sneak was overturned on review, but he lobbed a 1-yard TD to Jamarde Cobb on the next play to make it 27-13, and Casey Skowron missed the extra point.

Arizona's Cayleb Jones caught six passes for 103 yards. Wilson averaged 9.2 yards per carry in 21 attempts and had two catches for 30 yards.

Scoring Summary (Final)
2015 Arizona Football
#22 Arizona vs Nevada (09/12/15 at Reno, Nev.)

Arizona (2-0) vs. Nevada (1-1)
 Date: 09/12/15 • Site: Reno, Nev. • Stadium: Mackay Stadium
 Attendance: 24355

Score by Quarters	1	2	3	4	Total
Arizona	14	7	13	10	44
Nevada	3	10	0	7	20

Qtr	Time	Scoring Play	V-H
1st	13:01	ARIZ - Jackson, Johnny 9 yd pass from Solomon, Anu (Skowron, Casey kick), 2-16 0:34	7 - 0
	08:33	ARIZ - Wilson, Nick 3 yd run (Skowron, Casey kick), 7-77 2:02	14 - 0
	05:08	NEV - ZUZO, Brent 28 yd field goal, 11-64 4:25	14 - 3
2nd	09:14	NEV - RICHARDSON, J. 5 yd pass from STEWART, Tyler (ZUZO, Brent kick), 14-81 5:28	14 - 10
	03:56	ARIZ - Wilson, Nick 3 yd run (Skowron, Casey kick), 5-40 1:10	21 - 10
	00:00	NEV - ZUZO, Brent 41 yd field goal, 8-26 0:56	21 - 13
3rd	10:41	ARIZ - Cobb, Jamarde 1 yd pass from Solomon, Anu (Skowron, Casey kick failed), 7-58 1:59	27 - 13
	03:56	ARIZ - Wilson, Nick 6 yd run (Skowron, Casey kick), 9-77 2:30	34 - 13
4th	13:34	ARIZ - Randall, Jerrad 57 yd run (Skowron, Casey kick), 2-56 0:33	41 - 13
	10:08	NEV - HENDERSON, H. 2 yd pass from STEWART, Tyler (ZUZO, Brent kick), 9-66 3:19	41 - 20
	03:35	ARIZ - Skowron, Casey 46 yd field goal, 10-46 6:33	44 - 20

Kickoff time: 4:09 pm • End of Game: 7:50 pm • Total elapsed time: 3:41
 Officials: Referee: Marvel July; Umpire: Rico Orsot; Linesman: George Shoup;
 Line judge: David Young; Back judge: Robert Lewis; Field judge: Richard Corona;
 Side judge: Steve Heiman; Center judge: Greg Reid;
 Temperature: 94 • Wind: East 5 • Weather: hazy
 Television: CBS Sports Network

Team Statistics (Final)
2015 Arizona Football
#22 Arizona vs Nevada (09/12/15 at Reno, Nev.)

	ARIZ	NEV
FIRST DOWNS	25	15
Rushing	10	8
Passing	11	7
Penalty	4	0
NET YARDS RUSHING	290	168
Rushing Attempts	43	42
Average Per Rush	6.7	4.0
Rushing Touchdowns	4	0
Yards Gained Rushing	326	180
Yards Lost Rushing	36	12
NET YARDS PASSING	281	160
Completions-Attempts-Int	25-35-0	18-34-1
Average Per Attempt	8.0	4.7
Average Per Completion	11.2	8.9
Passing Touchdowns	2	2
TOTAL OFFENSE YARDS	571	328
Total offense plays	78	76
Average Gain Per Play	7.3	4.3
Fumbles: Number-Lost	2-1	1-0
Penalties: Number-Yards	3-30	9-105
PUNTS-YARDS	3-93	9-363
Average Yards Per Punt	31.0	40.3
Net Yards Per Punt	31.0	37.4
Inside 20	1	2
50+ Yards	0	3
Touchbacks	0	0
Fair catch	0	4
KICKOFFS-YARDS	8-505	4-260
Average Yards Per Kickoff	63.1	65.0
Net Yards Per Kickoff	37.0	40.0
Touchbacks	7	4
Punt returns: Number-Yards-TD	1-26-0	0-0-0
Average Per Return	26.0	0.0
Kickoff returns: Number-Yds-TD	0-0-0	1-34-0
Average Per Return	0.0	34.0
Interceptions: Number-Yds-TD	1-0-0	0-0-0
Fumble Returns: Number-Yds-TD	0-0-0	0-0-0
Miscellaneous Yards	0	0
Possession Time	27:42	32:18
1st Quarter	4:59	10:01
2nd Quarter	5:16	9:44
3rd Quarter	8:05	6:55
4th Quarter	9:22	5:38
Third-Down Conversions	3 of 13	6 of 18
Fourth-Down Conversions	1 of 3	0 of 1
Red-Zone Scores-Chances	5-6	3-3
Touchdowns	5-6	2-3
Field goals	0-6	1-3
Sacks By: Number-Yards	1-6	2-12
PAT Kicks	5-6	2-2
Field Goals	1-2	2-2
Points off turnovers	7	3

2016 Arizona Football Media Guide

Game 3: Arizona 77, NAU 13

Date Saturday, Sept. 19
 Time 8:07 p.m. (MST)
 Location Tucson, Ariz.

TUCSON, Ariz. – Anu Solomon completed 25 of 35 passes for 285 yards and four touchdowns in a little more than a half of play, and No. 20 Arizona set school records for points and total yards in a 77-13 rout of Northern Arizona on Saturday night.

Arizona (3-0) broke the mark for points set in a 74-0 win 94 years ago over the school now known as UTEP. The Wildcats' 792 yards eclipsed the mark of 787 set against UNLV last season.

Solomon's backup, Jerrard Randall, scored on runs of 73 and 72 yards. Third-stringer Brandon Dawkins had a 43-yard TD run, and fourth-string quarterback Zach Werlinger ran 11 yards for a score.

Solomon also had a 1-yard TD run, meaning all four quarterbacks ran for a score.

Arizona scored 63 straight points after the Lumberjacks (2-1) cut the Wildcats' lead to 14-13 in the second quarter.

Their 499 yards rushing broke the school record of 492 set against Eastern Michigan in 1988. Arizona tied the team mark of 11 touchdowns in game, also set in that 1921 win over UTEP. The Wildcats' 35 second-quarter points were one shy of the most in school history.

Case Cookus completed 8 of 13 passes for 190 yards and one touchdown for Northern Arizona and didn't play in the second half.

Arizona wrapped up its less-than-challenging nonconference schedule that also included wins over UTSA and Nevada. The Wildcats open Pac-12 play next Saturday at home against No. 10 UCLA.

Arizona scored touchdowns on six of seven first-half possessions, with drives that took 1:47, 3:03, 1:27, 1:18, 2:41 and 1:44.

Randall, on his first play in relief of Solomon, ran 72 yards for a score and added a 73-yarder before Dawkins replaced him.

It didn't look like a record-breaking night early.

The Lumberjacks trailed 14-13 after Emmanuel Butler beat Arizona's Cam Denson and caught a 62-yard touchdown pass from Cookus with 11:52 left in the half.

The high-speed Arizona offense took off from there. Solomon completed four of five passes on a six-play, 75-yard drive capped by a 27-yard toss to David Richards and it was 21-13.

Three plays later, Cookus threw his first interception of the season, with Davonte' Neal picking it off at the NAU 37. After an offensive pass interference penalty, Nick Wilson ran 43 yards to the 9. He carried it 8 yards to the 1, then punched it in for the score.

Solomon's second TD pass to Richards boosted the lead to 35-13. The Wildcats got one more touchdown before halftime. Solomon ran 16 yards to the NAU 1 and Wilson carried it in from there.

Solomon got one more TD pass in the third quarter before calling it a night.

The Wildcats improved to 13-1 against the Lumberjacks.

Scoring Summary (Final) 2015 Arizona Football Northern Arizona vs #20 Arizona (09/19/15 at Tucson, Ariz.)

Northern Arizona (2-1) vs. Arizona (3-0)
 Date: 09/19/15 • Site: Tucson, Ariz. • Stadium: Arizona Stadium
 Attendance: 51494

Score by Quarters	1	2	3	4	Total
Northern Arizona	6	7	0	0	13
Arizona	7	35	14	21	77

Qtr	Time	Scoring Play	V-H
1st	10:01	NAU - Ryan Hawkins 39 yd field goal, 9-49 4:59	3 - 0
	08:06	ARIZ - Solomon, Anu 1 yd run (Skowron, Casey kick), 6-51 1:47	3 - 7
	06:21	NAU - Ryan Hawkins 21 yd field goal, 5-72 1:45	6 - 7
2nd	14:19	ARIZ - Grant, Samajie 8 yd pass from Solomon, Anu (Skowron, Casey kick), 10-72 3:03	6 - 14
	11:52	NAU - Emmanuel Butler 62 yd pass from Case Cookus (Ryan Hawkins kick), 6-75 2:27	13 - 14
	10:25	ARIZ - Richards, David 27 yd pass from Solomon, Anu (Skowron, Casey kick), 6-75 1:27	13 - 21
	08:35	ARIZ - Wilson, Nick 1 yd run (Skowron, Casey kick), 3-37 1:09	13 - 28
	03:33	ARIZ - Richards, David 14 yd pass from Solomon, Anu (Skowron, Casey kick), 9-67 2:34	13 - 35
	00:14	ARIZ - Wilson, Nick 1 yd run (Skowron, Casey kick), 11-61 1:39	13 - 42
3rd	11:17	ARIZ - Jackson, Johnny 13 yd pass from Solomon, Anu (Skowron, Casey kick), 5-63 1:58	13 - 49
	07:24	ARIZ - Randall, Jerrard 72 yd run (Skowron, Casey kick), 1-72 0:12	13 - 56
4th	13:50	ARIZ - Randall, Jerrard 73 yd run (Skowron, Casey kick), 5-91 2:08	13 - 63
	09:54	ARIZ - Dawkins, Brandon 43 yd run (Skowron, Casey kick), 4-91 1:11	13 - 70
	05:45	ARIZ - Werlinger, Zach 11 yd run (Pollack, Josh kick), 6-53 2:11	13 - 77

Kickoff time: 8:07 pm • End of Game: 11:13 pm • Total elapsed time: 3:06
 Officials: Referee: Land Clark; Umpire: Matt Jordan; Linesman: Bob Day;
 Line judge: Jeff Robinson; Back judge: Justin Nelson; Field judge: John Morton;
 Side judge: Bernie Hulscher; Center judge: John Love;
 Temperature: 80 • Wind: SE 10 • Weather: Partly cloudy
 Television: Pac-12 Network
 UA set offensive school records:
 Total offense (792 yards)
 Total points (77 points)

Team Statistics (Final) 2015 Arizona Football Northern Arizona vs #20 Arizona (09/19/15 at Tucson, Ariz.)

	NAU	ARIZ
FIRST DOWNS	14	37
Rushing	3	20
Passing	9	15
Penalty	2	2
NET YARDS RUSHING	75	499
Rushing Attempts	43	42
Average Per Rush	1.7	11.9
Rushing Touchdowns	0	7
Yards Gained Rushing	123	505
Yards Lost Rushing	48	6
NET YARDS PASSING	271	293
Completions-Attempts-Int	16-26-3	26-39-0
Average Per Attempt	10.4	7.5
Average Per Completion	16.9	11.3
Passing Touchdowns	1	4
TOTAL OFFENSE YARDS	346	792
Total offense plays	69	81
Average Gain Per Play	5.0	9.8
Fumbles: Number-Lost	2-0	0-0
Penalties: Number-Yards	6-55	4-50
PUNTS-YARDS	7-280	2-107
Average Yards Per Punt	40.0	53.5
Net Yards Per Punt	40.0	43.5
Inside 20	1	0
50+ Yards	1	1
Touchbacks	0	1
Fair catch	2	1
KICKOFFS-YARDS	4-228	12-760
Average Yards Per Kickoff	57.0	63.3
Net Yards Per Kickoff	36.2	40.1
Touchbacks	2	6
Punt returns: Number-Yards-TD	0-0-0	0-0-0
Average Per Return	0.0	0.0
Kickoff returns: Number-Yds-TD	6-129-0	1-33-0
Average Per Return	21.5	33.0
Interceptions: Number-Yds-TD	0-0-0	3-0-0
Fumble Returns: Number-Yds-TD	0-0-0	0-0-0
Miscellaneous Yards	0	0
Possession Time	35:57	24:03
1st Quarter	9:04	5:56
2nd Quarter	7:30	7:30
3rd Quarter	8:55	6:05
4th Quarter	10:28	4:32
Third-Down Conversions	7 of 19	5 of 9
Fourth-Down Conversions	0 of 0	1 of 2
Red-Zone Scores-Chances	1-1	7-7
Touchdowns	0-1	7-7
Field goals	1-1	0-7
Sacks By: Number-Yards	1-5	5-31
PAT Kicks	1-1	11-11
Field Goals	2-2	0-0
Points off turnovers	0	21

Game 4: UCLA 56, Arizona 30

Date Saturday, Sept. 26
 Time 5:22 p.m. (MST)
 Location Tucson, Ariz.

TUCSON, Ariz. – Despite pounding out 350 rushing yards and 456 total yards of offense, the Arizona Wildcats dropped their Pac-12 opener Saturday night 56-30 to UCLA.

Sophomore Nick Wilson churned out 136 yards on 24 carries and quarterback Jerrard Randall added 128 yards and a touchdown on 16 carries, but it wasn't enough to overcome a strong offensive performance by the Bruins.

Led by freshman quarterback Josh Rosen, UCLA posted 497 yards of total offense and built a 42-14 lead by halftime. The Wildcats (3-1, 0-1 Pac-12) committed three first-half turnovers and the Bruins scored a touchdown on the ensuing drive each time.

"There were some unforced errors, certainly," Coach Rich Rodriguez said after the game. "You have to give them credit for the way they played. But you could see at times we were pressing a little too much, instead of just playing and not worrying about scenarios."

On Arizona's first drive of the game, that didn't seem like an issue. Anu Solomon orchestrated a 10-play, 75-yard drive that resulted in a 34-yard touchdown pass from Solomon to junior Nate Phillips to give Arizona an early 7-0 lead.

But Rosen and the Bruins responded right away. The freshman quarterback found Thomas Duarte for a 35-yard touchdown to tie the game up. On Arizona's next drive, Solomon couldn't corral a snap that sailed over his head and UCLA recovered at the Wildcats' 16-yard line.

One play later, Bruins running back Paul Perkins scored on a 16-yard touchdown to give UCLA (4-0, 1-0) its first lead of the game.

The Bruins never gave it back.

UCLA extended its lead to 21-7 early in the second quarter when Perkins scored from one yard out. The Wildcats again ran into turnover trouble on their next drive and fumbled on their third play. UCLA's Deon Hollins pounced on the ball, setting the Bruins up at Arizona's 30-yard line.

Rosen and the Bruins worked it down to the 5-yard line before the quarterback hit Jordan Payton for a touchdown and a 28-7 lead.

Following the Rosen to Payton touchdown, Arizona worked the ball into UCLA territory on a 12-yard run by Solomon. But on the play, the quarterback took a hit above the shoulders and exited. At halftime, Rodriguez told ABC Sports that Solomon likely wouldn't return.

Randall entered for Solomon and scored on a 39-yard rush on his first play from scrimmage. He showed off his speed that helped him gain 149 yards on just three carries last week against Northern Arizona.

Randall's touchdown dash infused some energy into the 56,004 fans at Arizona Stadium, but it didn't seem to bother Rosen. He led the Bruins on a 75-yard drive midway through the second to answer Randall's touchdown and make the score 35-14.

One drive later, Perkins scored his third touchdown of the half when he plunged in from a yard out to make it 42-14. Arizona had a chance to cut into the lead one last time before half, but missed a field goal as time expired.

The Wildcats scored the first nine points of the second half to put a scare into the Bruins. Randall found David Richards for a 16-yard touchdown on Arizona's first drive. Casey Skowron then hit a 44-yard field goal to make it 42-23.

But again Rosen responded with a 75-yard drive, this time needing eight plays and scored on an 8-yard rush. The two teams then traded touchdowns in the fourth quarter for the final result.

The Wildcats did get some good news in the setback. Scooby Wright played his first game since suffering a knee injury in the first game of the season against UTSA. The junior finished with seven tackles and was active for all four quarters.

Scoring Summary (Final)

2015 Arizona Football

#9 UCLA vs #16 Arizona (09/26/15 at Tucson, Ariz.)

UCLA (4-0,1-0) vs. Arizona (3-1,0-1)
 Date: 09/26/15 • Site: Tucson, Ariz. • Stadium: Arizona Stadium
 Attendance: 56004

Score by Quarters	1	2	3	4	Total
UCLA	14	28	7	7	56
Arizona	7	7	9	7	30

Qtr	Time	Scoring Play	V-H
1st	12:20	ARIZ - Phillips, Nate 34 yd pass from Solomon, Anu (Skowron, Casey kick), 10-75 2:40	0 - 7
	09:59	UCLA - Duarte 35 yd pass from Rosen (Fairbairn kick), 5-45 2:12	7 - 7
	08:31	UCLA - Perkins 16 yd run (Fairbairn kick), 1-16 0:07	14 - 7
2nd	14:36	UCLA - Perkins 1 yd run (Fairbairn kick), 7-50 2:27	21 - 7
	12:20	UCLA - Payton 5 yd pass from Rosen (Fairbairn kick), 5-30 1:32	28 - 7
	10:34	ARIZ - Randall, Jerrard 39 yd run (Skowron, Casey kick), 5-75 1:46	28 - 14
	06:41	UCLA - Starks 3 yd run (Fairbairn kick), 10-75 3:53	35 - 14
	03:08	UCLA - Perkins 1 yd run (Fairbairn kick), 6-64 2:25	42 - 14
3rd	11:05	ARIZ - Richards, David 16 yd pass from Randall, Jerrard (Skowron, Casey kick failed), 8-44 2:09	42 - 20
	05:54	ARIZ - Skowron, Casey 44 yd field goal, 11-24 3:51	42 - 23
	03:39	UCLA - Rosen 8 yd run (Fairbairn kick), 8-75 2:15	49 - 23
4th	03:37	UCLA - Jamabo 10 yd run (Fairbairn kick), 11-88 5:55	56 - 23
	01:12	ARIZ - Baker, Jared 2 yd run (Skowron, Casey kick), 8-75 2:25	56 - 30

Kickoff time: 5:22 pm • End of Game: 8:34 pm • Total elapsed time: 3:12
 Officials: Referee: Mark Duddy; Umpire: Tim Schroeder; Linesman: C. Barrett;
 Line judge: Steven Kovac; Back judge: David Ross; Field judge: Kevin Keiser;
 Side judge: Shane Anderson; Center judge: C. Wiggins;
 Temperature: 97 • Wind: SE 8 mph • Weather: clear
 Television: ABC
 Sellout

Team Statistics (Final)
 2015 Arizona Football

#9 UCLA vs #16 Arizona (09/26/15 at Tucson, Ariz.)

	UCLA	ARIZ
FIRST DOWNS	23	32
Rushing	11	23
Passing	12	5
Penalty	0	4
NET YARDS RUSHING	213	353
Rushing Attempts	47	59
Average Per Rush	4.5	6.0
Rushing Touchdowns	6	2
Yards Gained Rushing	237	403
Yards Lost Rushing	24	50
NET YARDS PASSING	284	115
Completions-Attempts-Int	19-28-0	10-28-1
Average Per Attempt	10.1	4.1
Average Per Completion	14.9	11.5
Passing Touchdowns	2	2
TOTAL OFFENSE YARDS	497	468
Total offense plays	75	87
Average Gain Per Play	6.6	5.4
Fumbles: Number-Lost	1-0	4-2
Penalties: Number-Yards	9-76	5-40
PUNTS-YARDS	4-147	3-147
Average Yards Per Punt	36.8	49.0
Net Yards Per Punt	36.8	37.0
Inside 20	1	2
50+ Yards	0	1
Touchbacks	0	0
Fair catch	3	0
KICKOFFS-YARDS	9-585	6-396
Average Yards Per Kickoff	65.0	66.0
Net Yards Per Kickoff	40.0	39.7
Touchbacks	9	3
Punt returns: Number-Yards-TD	3-36-0	0-0-0
Average Per Return	12.0	0.0
Kickoff returns: Number-Yds-TD	3-83-0	0-0-0
Average Per Return	27.7	0.0
Interceptions: Number-Yds-TD	1-13-0	0-0-0
Fumble Returns: Number-Yds-TD	0-0-0	0-0-0
Miscellaneous Yards	0	0
Possession Time	31:55	28:05
1st Quarter	8:13	6:47
2nd Quarter	8:14	6:46
3rd Quarter	7:21	7:39
4th Quarter	8:07	6:53
Third-Down Conversions	11 of 15	8 of 16
Fourth-Down Conversions	0 of 0	1 of 2
Red-Zone Scores-Chances	7-7	3-5
Touchdowns	7-7	2-5
Field goals	0-7	1-5
Sacks By: Number-Yards	1-2	2-11
PAT Kicks	8-8	3-4
Field Goals	0-0	1-2
Points off turnovers	21	0

2016 Arizona Football Media Guide

Game 5: Stanford 55, Arizona 17

Date Saturday, Oct. 3
 Time 5:37 p.m. (PDT)
 Location Stanford, Calif.

STANFORD, Calif. -- Quarterback Jerrard Randall accounted for 245 yards of total offense in his first career start Saturday night, but the Arizona Wildcats dropped their second straight game, losing 55-17 at Stanford.

Randall, a senior from Hollywood, Florida, was 15 for 28 for 178 yards and one touchdown to senior Johnny Jackson. He added 67 rushing yards on nine carries. The quarterback started in place of sophomore Anu Solomon, who missed the game with a concussion.

"We have to evaluate everything," Coach Rich Rodriguez said. "We have to be better. We have to control what we can control and that's playing better football."

Nick Wilson added his sixth rushing touchdown of the season and 22nd of his career, which is the seventh-most in Arizona history. Senior free safety Jamar Allah led the team with 11 tackles.

Stanford (4-1, 3-0 Pac-12) won its fourth straight game, using a strong effort from senior quarterback Kevin Hogan. Hogan completed 17 of 19 passes for 217 yards and two touchdowns. He was aided in the backfield by running back Christian McCaffrey, who had 156 yards and a touchdown on 17 carries.

Arizona, playing without several key defensive players, including All-American linebacker Scooby Wright and starter Derrick Turituri, had trouble stopping Hogan and the Cardinal early in the game.

Stanford went 43 yards on nine plays on the opening drive of the game and got a 38-yard field goal from Conrad Ukropina to open the scoring. After an Arizona punt, Stanford went right back to work, driving 65 yards on seven plays. Again, the Wildcats (3-2, 0-2) were able to hold the Cardinal to a field goal, and Ukropina knocked in one from 41 yards out.

The Wildcats went three-and-out on their second offensive series, giving the ball back to Hogan and Stanford. This time, the Cardinal didn't settle for a field goal. Hogan drove the team 63 yards on seven plays and McCaffrey finished off the drive with a 4-yard touchdown to make it 13-0.

The drive seemed to wake up Arizona's offense and Randall started to get comfortable in his first start. He directed a 20-play drive that went 73 yards and spanned 7 minutes and 34 seconds. But the Wildcats had to settle for a 26-yard field goal after not being able to convert a third down.

Stanford kept rolling offensively and added two more touchdowns before halftime. Senior Remound Wright scored on a 1-yard run with 3:45 left in the half and then caught a 16-yard pass from Hogan with 1:19 left to make it 27-3 at halftime.

Randall hooked up with Jackson on a 15-yard score early in the third quarter to cut the deficit to 17, but the Wildcats never got any closer. Wright again scored from one yard out and Hogan threw his second touchdown pass to senior Michael Rector to make the score 41-10.

All total, Stanford scored points on eight straight possessions, including six straight touchdowns after the two early field goals. The Cardinal's first punt didn't come until the 11:44 mark of the fourth quarter.

The Wildcats also gave freshman quarterback Brandon Dawkins a look in the loss with Solomon sidelined. Dawkins was 2 for 5 for 17 yards. Jackson led the Wildcats with five catches for 84 yards and the touchdown. Samajie Grant had three grabs for 35 yards.

Randall played most of the game with a minor hamstring injury, according to Rodriguez.

"He competed hard, but we certainly didn't execute," Rodriguez said of his quarterback.

Defensively, Will Parks finished with 10 tackles and senior Sir Thomas Jackson, making his first start since 2012, had nine stops. Reggie Gilbert finished with four tackles and one sack. The Wildcats had four tackles-for-loss, with senior safety Tellas Jones accounting for 1.5.

Scoring Summary (Final) 2015 Arizona Football Arizona vs #18 Stanford (10/03/15 at Stanford, Calif.)

Arizona (3-2,0-2) vs. Stanford (4-1,3-0)
 Date: 10/03/15 • Site: Stanford, Calif. • Stadium: Stanford Stadium
 Attendance: 46628

Score by Quarters	1	2	3	4	Total
Arizona	0	3	14	0	17
Stanford	13	14	21	7	55

Qtr	Time	Scoring Play	V-H
1st	10:50	STAN - Ukropina,C 38 yd field goal, 9-43 4:10	0-3
	05:31	STAN - Ukropina,C 41 yd field goal, 7-65 3:42	0-6
	00:48	STAN - McCaffrey,C 4 yd run (Ukropina,C kick), 7-63 3:31	0-13
2nd	08:44	ARIZ - Skowron, Casey 26 yd field goal, 20-73 7:04	3-13
	03:45	STAN - Wright,R 1 yd run (Ukropina,C kick), 10-69 4:59	3-20
	01:19	STAN - Wright,R 16 yd pass from Hogan,K (Ukropina,C kick), 4-73 1:15	3-27
3rd	12:17	ARIZ - Jackson, Johnny 15 yd pass from Randall, Jerrard (Skowron, Casey kick), 8-75 2:43	10-27
	07:56	STAN - Wright,R 1 yd run (Ukropina,C kick), 7-29 4:21	10-34
	04:39	STAN - Rector,M 18 yd pass from Hogan,K (Ukropina,C kick), 5-77 2:28	10-41
	01:43	ARIZ - Wilson, Nick 1 yd run (Skowron, Casey kick), 11-73 2:56	17-41
	01:25	STAN - Sanders,B 65 yd run (Ukropina,C kick), 1-65 0:18	17-48
4th	04:03	STAN - Stallworth,R 6 yd pass from Chryst,K (Ukropina,C kick), 11-57 6:44	17-55

Kickoff time: 7:37 pm • End of Game: 10:37 pm • Total elapsed time: 3:00
 Officials: Referee: Terry Leyden; Umpire: Mike Stephens; Linesman: Rod Ammari;
 Line judge: Michael Feldman; Back judge: Clay Reynard; Field judge: Shane Standley;
 Side judge: Steve Hudson; Center judge: Chuck McFerrin;
 Temperature: 62 • Wind: 13 WSW • Weather: Perfect
 Television: Pac-12 Network

Team Statistics (Final) 2015 Arizona Football Arizona vs #18 Stanford (10/03/15 at Stanford, Calif.)

	ARIZ	STAN
FIRST DOWNS	16	30
Rushing	7	17
Passing	9	10
Penalty	0	3
NET YARDS RUSHING	118	314
Rushing Attempts	34	46
Average Per Rush	3.5	6.8
Rushing Touchdowns	1	4
Yards Gained Rushing	136	333
Yards Lost Rushing	18	19
NET YARDS PASSING	196	256
Completions-Attempts-Int	17-33-0	21-23-0
Average Per Attempt	5.9	11.1
Average Per Completion	11.5	12.2
Passing Touchdowns	1	3
TOTAL OFFENSE YARDS	314	570
Total offense plays	67	69
Average Gain Per Play	4.7	8.3
Fumbles: Number-Lost	0-0	0-0
Penalties: Number-Yards	7-55	3-20
PUNTS-YARDS	6-289	1-44
Average Yards Per Punt	48.2	44.0
Net Yards Per Punt	49.2	44.0
Inside 20	2	0
50+ Yards	1	0
Touchbacks	0	0
Fair catch	0	0
KICKOFFS-YARDS	4-195	10-634
Average Yards Per Kickoff	48.8	63.4
Net Yards Per Kickoff	21.8	42.9
Touchbacks	0	3
Punt returns: Number-Yards-TD	0-0-0	5--6-0
Average Per Return	0.0	-1.2
Kickoff returns: Number-Yds-TD	7-130-0	4-108-0
Average Per Return	18.6	27.0
Interceptions: Number-Yds-TD	0-0-0	0-0-0
Fumble Returns: Number-Yds-TD	0-0-0	0-0-0
Miscellaneous Yards	0	0
Possession Time	22:41	37:19
1st Quarter	3:37	11:23
2nd Quarter	8:46	6:14
3rd Quarter	7:33	7:27
4th Quarter	2:45	12:15
Third-Down Conversions	8 of 17	7 of 11
Fourth-Down Conversions	1 of 2	1 of 1
Red-Zone Scores-Chances	3-3	7-7
Touchdowns	2-3	6-7
Field goals	1-3	1-7
Sacks By: Number-Yards	2-14	2-10
PAT Kicks	2-2	7-7
Field Goals	1-1	2-2
Points off turnovers	0	0

Game 6: Arizona 44, Oregon State 7

Date Saturday, Oct. 10
 Time 1:00 p.m. (PDT)
 Location Tucson, Ariz.

TUCSON, Ariz. (AP) - Anu Solomon returned from a one-game absence and re-ignited the Arizona offense in the Wildcats' 44-7 rout of Oregon State on Saturday.

The redshirt sophomore and second-year starter, who sat out last week's 55-17 loss at Stanford because of a concussion, completed 17 of 30 passes for 276 yards, before sitting out the fourth quarter.

The Wildcats (4-2, 1-2 Pac-12) amassed 645 yards to 249 for the Beavers (2-3, 0-2).

Arizona rushed for 368 yards. Jared Baker led the way with 123, 70 on one play. Orlando Bradford gained 83 yards and scored three touchdowns. Nick Wilson, the Pac-12's leading rusher entering the weekend, ran for 78 and scored twice.

Beavers' freshman Seth Collins was 8 for 24 for 56 yards with one interception, ran for 56 yards and scored the Oregon State touchdown.

Collins and his top receiver Jordan Villamin left the game with injuries in the first half, Collins limping into the locker room before the second quarter ended. But both of them returned to start the second half.

The Wildcats took the opening kickoff and needed just 2:06 to go 75 yards in nine plays, the big one a 50-yard pass from Solomon to wide open David Richards. Wilson capped the drive with a three-yard run.

Arizona's next two drives stalled, and the Wildcats settled for a pair of field goals by Casey Skowron.

Oregon State was down only 13-7 after Collins burst up the middle 17 yards for a touchdown with 10:59 left in the first half, and it looked like the Beavers might make it competitive in their bid to give first-year coach Gary Andersen his first Pac-12 win.

But the Wildcats, the defending Pac-12 South champions who were outscored 111-47 in losses to UCLA and Stanford, scored the next 31 points. The first 14 of them came on three plays from scrimmage.

After Oregon State's kickoff, Baker ran through a big opening up the middle for 70 yards, setting up Wilson's 7-yard touchdown run.

On the Beavers' next possession, defensive lineman Anthony Fotu tipped Collins' pass into the air, then gathered the ball in and rumbled six yards to the Oregon State 1. Bradford scored from there, making it 27-7.

Arizona got one more touchdown before halftime, converting on third down four times in a 15-play, 65-yard drive. Solomon threw 11 yards to Richards on third-and-10, then threw 18 yards to Cayleb Jones to the Beavers 3. Bradford scored two plays later from the 1 and the Wildcats led 34-7 at the half.

**Scoring Summary (Final)
 2015 Arizona Football
 Oregon State vs Arizona (10/10/15 at Tucson, Ariz.)**

Oregon State (2-3,0-2) vs. Arizona (4-2,1-2)
 Date: 10/10/15 • Site: Tucson, Ariz. • Stadium: Arizona Stadium
 Attendance: 52987

Score by Quarters	1	2	3	4	Total
Oregon State	0	7	0	0	7
Arizona	13	21	10	0	44

Qtr	Time	Scoring Play	Yds
1st	13:02	ARIZ - Wilson, Nick 3 yd run (Skowron, Casey kick), 9-75 1:58	0 - 7
	05:19	ARIZ - Skowron, Casey 37 yd field goal, 6-74 1:58	0 - 10
	00:52	ARIZ - Skowron, Casey 27 yd field goal, 9-61 2:48	0 - 13
2nd	10:59	OSU - Collins, Seth 17 yd run (Owens, Garrett kick), 12-88 4:46	7 - 13
	10:17	ARIZ - Wilson, Nick 7 yd run (Skowron, Casey kick), 2-77 0:35	7 - 20
	09:06	ARIZ - Bradford, Orlando 1 yd run (Skowron, Casey kick), 1-1 0:04	7 - 27
	03:44	ARIZ - Bradford, Orlando 2 yd run (Skowron, Casey kick), 15-66 4:36	7 - 34
3rd	09:25	ARIZ - Skowron, Casey 20 yd field goal, 10-76 3:23	7 - 37
	04:37	ARIZ - Bradford, Orlando 6 yd run (Skowron, Casey kick), 6-45 2:32	7 - 44

Kickoff time: 1:05 pm • End of Game: 4:26 pm • Total elapsed time: 3:21
 Officials: Referee: S. Strimling; Umpire: F. Villar; Linesman: C. Conti;
 Line judge: M. Feldman; Back judge: M. Robinson; Field judge: J. Yock;
 Side judge: R. Dickson; Center judge: M. McCabe;
 Temperature: 90 • Wind: E 12MPH • Weather: Sunny
 Television: FOX Sports 1
 Family Weekend

**Team Statistics (Final)
 2015 Arizona Football
 Oregon State vs Arizona (10/10/15 at Tucson, Ariz.)**

	OSU	ARIZ
FIRST DOWNS	15	27
Rushing	8	15
Passing	5	10
Penalty	2	2
NET YARDS RUSHING	151	368
Rushing Attempts	31	58
Average Per Rush	4.9	6.3
Rushing Touchdowns	1	5
Yards Gained Rushing	161	391
Yards Lost Rushing	10	23
NET YARDS PASSING	98	276
Completions-Attempts-Int	12-35-1	17-30-0
Average Per Attempt	2.8	9.2
Average Per Completion	8.2	16.2
Passing Touchdowns	0	0
TOTAL OFFENSE YARDS	249	644
Total offense plays	66	88
Average Gain Per Play	3.8	7.3
Fumbles: Number-Lost	0-0	1-0
Penalties: Number-Yards	5-59	7-56
PUNTS-YARDS	9-418	3-161
Average Yards Per Punt	46.4	53.7
Net Yards Per Punt	46.4	47.0
Inside 20	3	2
50+ Yards	2	2
Touchbacks	0	1
Fair catch	5	0
KICKOFFS-YARDS	2-130	9-577
Average Yards Per Kickoff	65.0	64.1
Net Yards Per Kickoff	41.0	44.0
Touchbacks	1	2
Punt returns: Number-Yards-TD	0-0-0	0-0-0
Average Per Return	0.0	0.0
Kickoff returns: Number-Yds-TD	7-131-0	1-23-0
Average Per Return	18.7	23.0
Interceptions: Number-Yds-TD	0-0-0	1-6-0
Fumble Returns: Number-Yds-TD	0-0-0	0-0-0
Miscellaneous Yards	0	0
Possession Time	24:14	35:46
1st Quarter	6:12	8:48
2nd Quarter	8:25	6:35
3rd Quarter	6:32	8:28
4th Quarter	3:05	11:55
Third-Down Conversions	5 of 16	10 of 19
Fourth-Down Conversions	0 of 1	0 of 1
Red-Zone Scores-Chances	1-1	8-10
Touchdowns	1-1	5-10
Field goals	0-1	3-10
Sacks By: Number-Yards	1-3	1-8
PAT Kicks	1-1	5-5
Field Goals	0-0	3-3
Points off turnovers	0	7

2016 Arizona Football Media Guide

Game 7: Arizona 38, Colorado 31

Date Saturday, Oct. 17
 Time 7:05 p.m. (MDT)
 Location Boulder, Colo.

BOULDER, Colo. - Back when he was attending Loyola High School in Los Angeles, Jared Baker was a bona fide track star, shining in the premier sprinting events.

So on Saturday, when quarterback Jerrard Randall and the Arizona Wildcats turned their road game at Colorado into a fourth-quarter track meet, Baker felt right at home.

The redshirt senior running back rushed for 207 yards and two touchdowns on 23 carries and Randall added 81 yards on 11 carries as the visiting Wildcats ran past the Buffaloes in a 38-31 victory.

Baker and Randall combined for 148 yards and three touchdowns in the final quarter to lock up the win for the Wildcats, now winners of two straight.

Randall, a senior from Hollywood, Florida, entered the game near the end of the third quarter with the Wildcats trailing 24-17 and instantly brought momentum to Arizona's side. Sophomore Anu Solomon started for the Wildcats and was effective, throwing for 283 yards. But with Colorado showing a defensive alignment that allowed some room to run, coach Rich Rodriguez opted to bring Randall in and show a change of pace.

"Number eight came in and gave us a little lift," Rodriguez said of Randall in his postgame radio interview. "The way they were playing us, we thought Jerrard would have some opportunities to get some runs and open our run game up."

The coach was spot-on.

On his first drive, Randall moved the Wildcats 97 yards in just 90 seconds. Baker scored on a 45-yard rush on Arizona's sixth play of the drive to tie the game at 24. Randall had rushes of 15, 18 and 12 on that drive before Baker's touchdown.

The Arizona defense then forced Colorado to punt, giving the ball right back to Randall and the Wildcats.

Randall again found chunks of yards on the ground and hooked up with Cayleb Jones for a 31-yard pass, getting Arizona down to the 25-yard line. But after gaining seven yards, Randall was taken down hard and was forced to head to the sideline.

Solomon came back in and immediately threw a 25-yard touchdown pass to Baker on a wheel route to give the Wildcats the lead.

"Twelve came back in and didn't hang his head," Rodriguez said of Solomon, who completed 22 of 37 passes and threw touchdown passes to Baker and tight end Josh Kern.

Leading 31-24, Arizona's defense again stopped Colorado, setting up the Wildcats at the Buffaloes' 35-yard line. Randall re-entered and he and Baker touched the ball the next seven plays with the quarterback pounding it in from one yard out to give Arizona a 14-point lead with just less than five minutes to play.

"The O-line was blocking so well tonight, things were just opening up," Baker said.

Baker's 207 yards, a new career high, came one week after the senior ran for 123 yards on 10 carries against Oregon State. He's averaging 10 yards per carry over the past two games and filled in admirably for starter Nick Wilson, who missed the game with an injury.

"Jared ran well," Rodriguez said. "Jared is a fast guy. When you give him a little bit of crease, he's able to take advantage of it."

Randall has played in each of the last six games for the Wildcats and now has 534 rushing yards and five touchdowns on the season, showcasing his speed.

"He competed hard, but we certainly didn't execute," Rodriguez said of his quarterback.

Defensively, Will Parks finished with 10 tackles and senior Sir Thomas Jackson, making his first start since 2012, had nine stops. Reggie Gilbert finished with four tackles and one sack. The Wildcats had four tackles-for-loss, with senior safety Tellas Jones accounting for 1.5.

Scoring Summary (Final) 2015 Arizona Football Arizona vs Colorado (10/17/15 at Boulder, Colo.)

Arizona (5-2-0,2-2) vs. Colorado (3-4-0,0-3)
 Date: 10/17/15 • Site: Boulder, Colo. • Stadium: Folsom Field
 Attendance: 39666

Score by Quarters	1	2	3	4	Total
Arizona	17	0	0	21	38
Colorado	7	10	7	7	31

Qtr	Time	Scoring Play	V-H
1st	14:01	ARIZ - Skowron, Casey 48 yd field goal, 6-44 0:59	3-0
	10:15	ARIZ - Baker, Jared 79 yd run (Skowron, Casey kick), 2-82 0:32	10-0
	09:31	COLO - Fields, Shay 72 yd pass from Liufau, Sefo (Gonzalez, Casey kick), 2-74 0:37	10-7
	07:53	ARIZ - Kern, Josh 5 yd pass from Solomon, Anu (Skowron, Casey kick), 6-75 1:38	17-7
2nd	13:30	COLO - Gonzalez, Diego 20 yd field goal, 12-48 5:10	17-10
	02:26	COLO - Liufau, Sefo 2 yd run (Gonzalez, Diego kick), 5-24 1:55	17-17
	11:51	COLO - Liufau, Sefo 4 yd run (Gonzalez, Diego kick), 8-75 3:04	17-24
4th	14:24	ARIZ - Baker, Jared 45 yd run (Skowron, Casey kick), 6-97 1:30	24-24
	09:17	ARIZ - Baker, Jared 25 yd pass from Solomon, Anu (Skowron, Casey kick), 8-94 2:44	31-24
	04:40	ARIZ - Randall, Jerrard 1 yd run (Skowron, Casey kick), 7-35 2:40	38-24
	02:19	COLO - Fields, Shay 30 yd pass from Liufau, Sefo (Gonzalez, Diego kick), 11-73 2:14	38-31

Kickoff time: 7:05 PM • End of Game: 10:48 PM • Total elapsed time: 3:43
 Officials: Referee: Michael Baltan; Umpire: R. DiBernardo; Linesman: Dan Antonietti;
 Line judge: Rich Troyer; Back judge: Joe Johnston; Field judge: Brad Glenn;
 Side judge: Michael Marsh; Center judge: Randy Campbell;
 Temperature: 63 F • Wind: NW 5 • Weather: Mostly Clear 32%
 Television: FOX Sports 1

Team Statistics (Final) 2015 Arizona Football Arizona vs Colorado (10/17/15 at Boulder, Colo.)

	ARIZ	COLO
FIRST DOWNS	26	22
Rushing	12	6
Passing	14	15
Penalty	0	1
NET YARDS RUSHING	291	128
Rushing Attempts	44	43
Average Per Rush	6.6	3.0
Rushing Touchdowns	3	2
Yards Gained Rushing	318	167
Yards Lost Rushing	27	39
NET YARDS PASSING	325	339
Completions-Attempts-Int	25-40-0	28-44-0
Average Per Attempt	8.1	7.7
Average Per Completion	13.0	12.1
Passing Touchdowns	2	2
TOTAL OFFENSE YARDS	616	467
Total offense plays	84	87
Average Gain Per Play	7.3	5.4
Fumbles: Number-Lost	5-2	4-1
Penalties: Number-Yards	3-25	9-65
PUNTS-YARDS	7-242	8-343
Average Yards Per Punt	34.6	42.9
Net Yards Per Punt	28.9	41.6
Inside 20	3	3
50+ Yards	0	2
Touchbacks	2	0
Fair catch	1	3
KICKOFFS-YARDS	7-413	6-337
Average Yards Per Kickoff	59.0	56.2
Net Yards Per Kickoff	37.0	36.8
Touchbacks	1	2
Punt returns: Number-Yards-TD	3-10-0	0-0-0
Average Per Return	3.3	0.0
Kickoff returns: Number-Yds-TD	3-66-0	6-129-0
Average Per Return	22.0	21.5
Interceptions: Number-Yds-TD	0-0-0	0-0-0
Fumble Returns: Number-Yds-TD	0-0-0	1-0-0
Miscellaneous Yards	0	0
Possession Time	26:58	33:02
1st Quarter	4:50	10:10
2nd Quarter	8:10	6:50
3rd Quarter	6:17	8:43
4th Quarter	7:41	7:19
Third-Down Conversions	8 of 17	6 of 18
Fourth-Down Conversions	0 of 0	2 of 2
Red-Zone Scores-Chances	2-2	3-3
Touchdowns	2-2	2-3
Field goals	0-2	1-3
Sacks By: Number-Yards	2-23	4-20
PAT Kicks	5-5	4-4
Field Goals	1-2	1-2
Points off turnovers	0	10

Game 8: Washington State 45, Arizona 42

Date Saturday, Oct. 24
Time 1:07 p.m. (PDT)
Location Tucson, Ariz.

TUCSON, Ariz. – Senior quarterback Jerrard Randall accounted for 242 yards of total offense and added two touchdowns, but the Arizona Wildcats dropped their Homecoming game to Washington State 45-42 Saturday afternoon at Arizona Stadium.

Randall threw two second half touchdowns, one to Cayleb Jones and another to Johnny Jackson, but the Wildcats couldn't overcome a Cougar offense that accounted for 631 yards of total offense and six touchdowns.

Washington State quarterback Luke Falk completed 47 of 62 passes for 514 yards and five touchdowns. By halftime, Falk had 335 yards and four scores.

Falk and the Cougars scored on their first drive of the game, marching 78 yards on 10 plays over 4 minutes and 32 seconds. The quarterback found Gabe Marks for a 6-yard score to give Washington State an early 7-0 lead.

The Wildcats (5-3, 2-3 Pac-12) punted on their first two drives and the Cougars took over with 3:55 left in the opening quarter. This time, Falk and the Cougars (5-2, 3-1) needed just four plays to march 80 yards with the quarterback again hooking up with Marks for a touchdown. This time, Falk found Marks for a 43-yard score to make it 14-0 late in the first quarter.

Arizona got on the scoreboard on its third possession of the game when the Wildcats went 75 yards on 13 plays and scored on a 1-yard run from senior running back Jared Baker.

The Wildcats defense forced another Washington State punt with just more than 12 minutes left in the half. Cougars punter Zach Charme punted to Arizona junior receiver Nate Phillips, who busted through the Washington State punt team to return it 69 yards for a touchdown to tie the game 14-14.

But the Cougars scored on their next four drives with three touchdowns and a field goal. The first score of the bunch again came from Falk and Marks. The two finished off a nine-play, 78-yard drive with a 2-yard touchdown pass to make it 21-14.

Arizona fumbled the ensuing kickoff, giving Washington State the ball at the 23-yard line. Washington State needed just four plays to reach the end zone when Falk found Kyrin Priester for a 6-yard touchdown to make it 28-14 with 6:51 to play in the half.

Baker cut it to a seven-point game when he scored from seven yards out with 4:22 to play in the first. But Washington State's Erik Powell connected on a 25-yard field goal with 24 seconds left in the half to extend the lead to 10 points.

After a Homecoming halftime that honored former Arizona greats Ka'Deem Carey and Bobby Wade, the Cougars again stretched their lead to 17 on their first possession of the second half. Gerard Wicks capped an 84-yard drive with a 1-yard score to make it 38-21.

Arizona coach Rich Rodriguez then opted to bring Randall into the game for starter Anu Solomon. For the second straight week, Solomon was productive, passing for 145 yards and rushing for 24 on three carries. But looking for a spark, the Arizona coach turned to Randall.

The senior from Hollywood, Florida provided it, coming through with a 59-yard rush on his first possession. On his second, after a Washington State punt, he drove Arizona 80 yards on 11 plays and found Cayleb Jones for a 3-yard touchdown to make it 38-28.

The Wildcats got the ball back with the score the same and Randall again drove Arizona deep into Washington State territory. Baker scored from six yards out to cut it to 38-35. It was Baker's third rushing touchdown of the game.

But Falk and Marks connected one final time to put the game out of reach when Marks hauled in a 9-yard touchdown from Falk with 2:03 left in the game.

Randall found Johnny Jackson for a 20-yard touchdown with 44 seconds left, but Arizona was unable to pounce on an onside kick, giving the ball back to Washington State.

Randall finished 11 for 16 for 137 yards and two touchdowns and added 105 rushing yards on just 10 carries. He played the remainder of the game after taking over for Solomon.

Jones finished with a season-high 131 yards on eight catches for his sixth career 100-yard game. The junior also threw a 25-yard pass to Trey Griffey on a trick play.

Defensively for Arizona, Paul Magloire led the way with 11 tackles, including one for a loss. Jeff Worthy also had a strong game, compiling five tackles, 2.5 tackles-for-loss and 1.5 sacks.

Scoring Summary (Final)
2015 Arizona Football
Washington State vs Arizona (10/24/15 at Tucson, Ariz.)

Washington State (5-2,3-1) vs. Arizona (5-3,2-3)
Date: 10/24/15 • Site: Tucson, Ariz. • Stadium: Arizona Stadium
Attendance: 47847

Score by Quarters	1	2	3	4	Total
Washington State	14	17	7	7	45
Arizona	0	21	7	14	42

Qtr	Time	Scoring Play	V-H
1st	10:28	WSU - Gabe Marks 6 yd pass from Luke Falk (Erik Powell kick), 10-78 4:32	7-0
	02:46	WSU - Gabe Marks 43 yd pass from Luke Falk (Erik Powell kick), 4-80 1:09	14-0
2nd	14:30	ARIZ - Baker, Jared 1 yd run (Skowron, Casey kick), 13-75 3:16	14-7
	12:02	ARIZ - Phillips, Nate 69 yd punt return (Skowron, Casey kick)	14-14
	08:19	WSU - Gabe Marks 2 yd pass from Luke Falk (Erik Powell kick), 9-78 3:45	21-14
	06:51	WSU - Kyrin Priester 6 yd pass from Luke Falk (Erik Powell kick), 4-23 1:21	28-14
	04:22	ARIZ - Baker, Jared 7 yd run (Skowron, Casey kick), 8-81 2:21	28-21
	00:24	WSU - Erik Powell 25 yd field goal, 13-67 3:58	31-21
3rd	08:34	WSU - Gerard Wicks 1 yd run (Erik Powell kick), 11-84 5:18	38-21
	00:22	ARIZ - Jones, Cayleb 3 yd pass from Randall, Jerrard (Skowron, Casey kick), 11-80 3:48	38-28
4th	08:07	ARIZ - Baker, Jared 6 yd run (Skowron, Casey kick), 12-67 4:11	38-35
	02:03	WSU - Gabe Marks 9 yd pass from Luke Falk (Erik Powell kick), 11-76 5:58	45-35
	00:44	ARIZ - Jackson, Johnny 20 yd pass from Randall, Jerrard (Skowron, Casey kick), 5-75 1:19	45-42

Kickoff time: 1:07 pm • End of Game: 4:31 • Total elapsed time: 3:24
Officials: Referee: M. Mothershed; Umpire: R. Meisenheimer; Linesman: K. Mattson;
Line judge: M. Dornan; Back judge: S. Steichen; Field judge: M. Hall;
Side judge: M. Weseloh; Center judge: M. McCabe;
Temperature: 83 • Wind: E 7 mph • Weather: clear
101st Anniversary of UA Homecoming
Television: Pac-12 Network

Team Statistics (Final)
2015 Arizona Football
Washington State vs Arizona (10/24/15 at Tucson, Ariz.)

	WSU	ARIZ
FIRST DOWNS	34	24
Rushing	9	8
Passing	23	13
Penalty	2	3
NET YARDS RUSHING	117	176
Rushing Attempts	31	32
Average Per Rush	3.8	5.5
Rushing Touchdowns	1	3
Yards Gained Rushing	146	189
Yards Lost Rushing	29	13
NET YARDS PASSING	514	307
Completions-Attempts-Int	47-62-0	24-37-0
Average Per Attempt	8.3	8.3
Average Per Completion	10.9	12.8
Passing Touchdowns	5	2
TOTAL OFFENSE YARDS	631	483
Total offense plays	93	69
Average Gain Per Play	6.8	7.0
Fumbles: Number-Lost	4-0	2-1
Penalties: Number-Yards	9-51	5-40
PUNTS-YARDS	3-114	3-148
Average Yards Per Punt	38.0	49.3
Net Yards Per Punt	8.3	47.0
Inside 20	0	1
50+ Yards	0	1
Touchbacks	1	0
Fair catch	0	0
KICKOFFS-YARDS	8-494	6-390
Average Yards Per Kickoff	61.8	65.0
Net Yards Per Kickoff	41.2	41.2
Touchbacks	5	3
Punt returns: Number-Yards-TD	3-7-0	1-69-1
Average Per Return	2.3	69.0
Kickoff returns: Number-Yds-TD	3-68-0	2-39-0
Average Per Return	22.7	19.5
Interceptions: Number-Yds-TD	0-0-0	0-0-0
Fumble Returns: Number-Yds-TD	0-0-0	0-0-0
Miscellaneous Yards	0	0
Possession Time	37:53	22:07
1st Quarter	8:20	6:40
2nd Quarter	11:37	3:23
3rd Quarter	8:26	6:34
4th Quarter	9:30	5:30
Third-Down Conversions	10 of 16	9 of 14
Fourth-Down Conversions	1 of 2	1 of 2
Red-Zone Scores-Chances	6-6	5-6
Touchdowns	5-6	5-6
Field goals	1-6	0-6
Sacks By: Number-Yards	0-0	2-16
PAT Kicks	6-6	6-6
Field Goals	1-1	0-0
Points off turnovers	7	0

2016 Arizona Football Media Guide

Game 9: Washington 49, Arizona 3

Date Saturday, Oct. 31
 Time 8:05 p.m.
 Location Seattle, Wash.

SEATTLE (AP) -- Jake Browning returned and ignited Washington's struggling offense.

Browning became the fifth Washington quarterback in the last 20 seasons to pass for four touchdowns in a game, added a fifth touchdown on a 12-yard run, and led the Huskies to a 49-3 rout of Arizona on Saturday night.

After sitting out last week against Stanford with a shoulder injury, Browning was nearly flawless in leading the Huskies to their most lopsided conference victory since a 59-7 win over Colorado in 2013.

Browning threw three first-half touchdowns as the Huskies (4-4, 2/3 Pac-12) built a 21-3 lead and added a 31-yard TD strike to Dante Pettis on the opening possession of the second half. Browning capped his night with his first career touchdown rushing to give the Huskies a 35-3 lead.

Browning finished 16 of 24 passing for 263 yards. He joined Jake Locker, Keith Price, Brock Huard and Cody Pickett as the only Washington QBs with at least four touchdown passes in a game since 1996.

Browning threw a pair of 13-yard touchdowns in the first half, first to Dwayne Washington out of the backfield and later to tight end Joshua Perkins. Browning added a 5-yard TD pass to Brayden Lenius with 54 seconds left in the first half that capped one of the Huskies most efficient drives of the season going 63 yards in just 91 seconds for a 21-3 lead.

Dwayne Washington added a 69-yard touchdown run late in the third quarter and backup quarterback Jeff Lindquist provided the capper with an 8-yard TD run midway through the fourth quarter.

The 49 points by Washington were the most against a conference opponent since putting up 63 on Oregon State late in the 2013 season.

Arizona (5-4, 2-4) suffered its second straight loss, but unlike last week against Washington State when a comeback attempt fell short late, there was no fight from the Wildcats on a wet and blustery night. Arizona still needs one more victory to reach bowl eligibility but that won't be easy with games remaining against USC, Utah and Arizona State.

Arizona was held to its lowest point output since getting shut out at Oregon in 2012. Washington sacked Arizona quarterbacks three times and forced four turnovers.

Anu Solomon got the majority of the playing time at quarterback after it was expected that Jerrod Randall would get the call. Randall played sparingly in the first half before taking over late in the third quarter when the game was out of hand.

After going 209 pass attempts this season without throwing an interception, Solomon threw two picks in his final 18 pass attempts of the first half. Solomon's 210th pass attempt of the season was intercepted by Sidney Jones late in the first quarter. Randall was later intercepted by Jojo McIntosh and Solomon was intercepted by Budda Baker on the final play of the first half on a desperation throw to the end zone.

Solomon finished 18 of 31 passing for 160 yards. Arizona's 330 total yards were its second-fewest of the season.

Scoring Summary (Final) 2015 Arizona Football Arizona vs Washington (10/31/15 at Seattle, Wash.)

Arizona (5-4,2-4) vs. Washington (4-4,2-3)
 Date: 10/31/15 • Site: Seattle, Wash. • Stadium: Husky Stadium
 Attendance: 56749

Score by Quarters	1	2	3	4	Total
Arizona	3	0	0	0	3
Washington	7	14	21	7	49

Qtr	Time	Scoring Play	V-H
1st	09:39	ARIZ - Skowron, Casey 27 yd field goal. 15-65 5:21	3-0
	01:14	WASH - Washington, Dw. 13 yd pass from Browning, Jake (Van Winkle, C. kick), 6-80 2:43	3-7
2nd	09:29	WASH - Perkins, Joshua 13 yd pass from Browning, Jake (Van Winkle, C. kick), 7-53 3:23	3-14
	00:54	WASH - Lenius, Brayden 5 yd pass from Browning, Jake (Van Winkle, C. kick), 6-63 1:31	3-21
3rd	13:06	WASH - Pettis, Dante 31 yd pass from Browning, Jake (Van Winkle, C. kick), 5-75 1:54	3-28
	05:40	WASH - Browning, Jake 12 yd run (Van Winkle, C. kick), 3-21 1:14	3-35
	00:43	WASH - Washington, Dw. 69 yd run (Van Winkle, C. kick), 3-80 1:17	3-42
4th	05:50	WASH - Lindquist, Jeff 8 yd run (Van Winkle, C. kick), 11-82 6:17	3-49

Kickoff time: 8:05 pm • End of Game: 11:12 pm • Total elapsed time: 3:07
 Officials: Referee: Mark Duddy; Umpire: Tim Schroeder; Linesman: C. Barrett;
 Line judge: Steven Kovac; Back judge: David Ross; Field judge: Brad Glenn;
 Side judge: Shane Anderson; Center judge: C. Wiggins;
 Temperature: 55 deg • Wind: 5mph N • Weather: Cloudy
 Television: FOX Sports 1

Team Statistics (Final) 2015 Arizona Football Arizona vs Washington (10/31/15 at Seattle, Wash.)

	ARIZ	WASH
FIRST DOWNS	22	22
Rushing	10	8
Passing	9	14
Penalty	3	0
NET YARDS RUSHING	127	201
Rushing Attempts	44	36
Average Per Rush	2.9	5.6
Rushing Touchdowns	0	3
Yards Gained Rushing	163	233
Yards Lost Rushing	36	32
NET YARDS PASSING	203	267
Completions-Attempts-Int	25-42-3	17-25-0
Average Per Attempt	4.8	10.7
Average Per Completion	8.1	15.7
Passing Touchdowns	0	4
TOTAL OFFENSE YARDS	330	468
Total offense plays	86	61
Average Gain Per Play	3.8	7.7
Fumbles: Number-Lost	4-1	0-0
Penalties: Number-Yards	4-22	4-49
PUNTS-YARDS	5-198	5-193
Average Yards Per Punt	39.6	38.6
Net Yards Per Punt	33.4	34.6
Inside 20	0	2
50+ Yards	1	0
Touchbacks	1	1
Fair catch	0	2
KICKOFFS-YARDS	2-100	8-506
Average Yards Per Kickoff	50.0	63.2
Net Yards Per Kickoff	34.5	43.9
Touchbacks	1	3
Punt returns: Number-Yards-TD	0-0-0	2-11-0
Average Per Return	0.0	5.5
Kickoff returns: Number-Yds-TD	4-80-0	1-6-0
Average Per Return	20.0	6.0
Interceptions: Number-Yds-TD	0-0-0	3-25-0
Fumble Returns: Number-Yds-TD	0-0-0	1-41-0
Miscellaneous Yards	0	0
Possession Time	32:06	27:54
1st Quarter	9:21	5:39
2nd Quarter	6:54	8:06
3rd Quarter	9:13	5:47
4th Quarter	6:38	8:22
Third-Down Conversions	6 of 18	5 of 11
Fourth-Down Conversions	1 of 4	0 of 0
Red-Zone Scores-Chances	1-2	5-5
Touchdowns	0-2	5-5
Field goals	1-2	0-5
Sacks By: Number-Yards	2-13	4-29
PAT Kicks	0-0	7-7
Field Goals	1-1	0-0
Points off turnovers	0	7

Game 10: USC 38, Arizona 30

Date Saturday, Nov. 7
 Time 7:36 p.m. (PST)
 Location Los Angeles, Calif.

LOS ANGELES (AP)-- Ronald Jones II caught a touchdown pass and rushed for 177 yards, including a 74-yard scoring run late in Southern California's third straight victory, 38-30 over Arizona on Saturday night.

Cody Kessler passed for 243 yards and two touchdowns as the Trojans (6-3, 4-2 Pac-12) improved to 3-1 under interim coach Clay Helton and stayed in the race for the Pac-12 South title.

Justin Davis rushed for 85 yards and two touchdowns during USC's 472-yard offensive performance. Juju Smith-Schuster caught a 72-yard touchdown pass among his eight catches for 138 yards just five days after surgery on his broken right hand.

Nate Phillips, David Richards and Cayleb Jones caught touchdown passes from Anu Solomon for the Wildcats (5-5, 2-5), who have lost three straight and five of seven. The defending Pac-12 South champions were officially eliminated from contention for a repeat.

Solomon passed for 352 yards, and Johnny Jackson joined Phillips and Richards with at least 86 yards receiving apiece. Arizona still couldn't keep up with USC largely because its defense foundered again.

After giving up 1,099 yards and 94 points in the previous two games, the Wildcats yielded 462 yards and all 38 points to USC during the final three quarters.

USC erased an early 14-point deficit and took its first lead on Davis' TD run on the opening snap of the fourth quarter. After Casey Skowron's third field goal trimmed USC's lead to 24-23 with 10:05 to play, Jones burst through Arizona's defense for the longest TD run of the freshman's career.

Jones broke LenDale White's 2003 single-game record for yards rushing by a USC freshman. While Jones and Davis both had big performances on the ground, Smith-Schuster produced a standout game in the same week he got a plate and a screw inserted in his hand.

After two weeks of miserable performances and off-the-field uncertainty about coach Rich Rodriguez's future, Arizona improbably got off to an excellent start on the first chilly autumn night of the season at the Coliseum.

Phillips caught a 9-yard TD pass in the first quarter, and Richards had a 3-yard scoring grab on the opening snap of the second. Arizona's defense held USC to 12 first-quarter yards and even recovered a fumble.

A two-play sequence in the second quarter changed everything. John Plattenburg picked off a poorly thrown pass by Solomon at the Trojans 6 to kill another likely scoring drive, and Kessler then hit Smith-Schuster down the middle for an untouched score on the next snap.

The Trojans mounted a tying 82-yard drive that ended with Jones' 5-yard scoring grab shortly before halftime.

After Arizona turned the ball over on downs at midfield in the third quarter, Davis' scoring run put the Trojans ahead.

Davis rushed for his second score with 2:36 to play. Cayleb Jones caught a TD pass with 10 seconds left, but Arizona's onside kick went out of bounds.

**Scoring Summary (Final)
 2015 Arizona Football
 Arizona vs USC (11/07/15 at Los Angeles, Calif.)**

Arizona (5-5,2-5) vs. USC (6-3,4-2)
 Date: 11/07/15 • Site: Los Angeles, Calif. • Stadium: LA Memorial Coliseum
 Attendance: 76309

Score by Quarters	1	2	3	4	Total
Arizona	7	10	3	10	30
USC	0	17	0	21	38

Qtr	Time	Scoring Play	V#
1st	05:46	ARIZ - Phillips, Nate 9 yd pass from Solomon, Anu (Skowron, Casey kick), 6-55 2:13	7 - 0
2nd	14:56	ARIZ - Richards, David 3 yd pass from Solomon, Anu (Skowron, Casey kick), 7-60 1:37	14 - 0
	11:35	USC - Wood, Alex 25 yd field goal, 8-65 3:18	14 - 3
	09:15	USC - Smith-Schuster 72 yd pass from Kessler, Cody (Wood, Alex kick), 1-72 0:11	14 - 10
	08:12	ARIZ - Skowron, Casey 37 yd field goal, 5-38 0:57	17 - 10
	02:56	USC - Jones, Ronald 5 yd pass from Kessler, Cody (Wood, Alex kick), 13-82 5:11	17 - 17
3rd	10:51	ARIZ - Skowron, Casey 38 yd field goal, 6-9 2:42	20 - 17
4th	14:55	USC - Davis, Justin 9 yd run (Wood, Alex kick), 7-50 2:31	20 - 24
	10:05	ARIZ - Skowron, Casey 44 yd field goal, 7-54 2:21	23 - 24
	09:24	USC - Jones, Ronald 74 yd run (Wood, Alex kick), 2-80 0:37	23 - 31
	02:36	USC - Davis, Justin 16 yd run (Wood, Alex kick), 11-85 5:05	23 - 38
	00:10	ARIZ - Jones, Cayleb 4 yd pass from Solomon, Anu (Skowron, Casey kick), 12-65 2:26	30 - 38

Kickoff time: 7:36 PM • End of Game: 10:47 PM • Total elapsed time: 3:11
 Officials: Referee: Chris Coyle; Umpire: Bryan Hay; Linesman: Darryl Johnson;
 Line judge: Dale Keller; Back judge: Brad Robinson; Field judge: Steve Currie;
 Side judge: Jeff Dahle; Center judge: Matt Richards;
 Temperature: 64F • Wind: Calm • Weather: Clear skies
 Official Scorer: Stan Granch and Co.
 Television: ESPN

**Team Statistics (Final)
 2015 Arizona Football
 Arizona vs USC (11/07/15 at Los Angeles, Calif.)**

	ARIZ	USC
FIRST DOWNS	24	23
Rushing	5	10
Passing	16	10
Penalty	3	3
NET YARDS RUSHING	60	229
Rushing Attempts	32	40
Average Per Rush	1.9	5.7
Rushing Touchdowns	0	3
Yards Gained Rushing	98	262
Yards Lost Rushing	38	33
NET YARDS PASSING	352	243
Completions-Attempts-Int	31-47-1	22-36-0
Average Per Attempt	7.5	6.8
Average Per Completion	11.4	11.0
Passing Touchdowns	3	2
TOTAL OFFENSE YARDS	412	472
Total offense plays	79	76
Average Gain Per Play	5.2	6.2
Fumbles: Number-Lost	1-0	1-1
Penalties: Number-Yards	9-80	8-70
PUNTS-YARDS	5-217	5-215
Average Yards Per Punt	43.4	43.0
Net Yards Per Punt	33.8	36.0
Inside 20	1	0
50+ Yards	1	1
Touchbacks	1	1
Fair catch	0	1
KICKOFFS-YARDS	7-336	6-365
Average Yards Per Kickoff	48.0	60.8
Net Yards Per Kickoff	38.4	37.7
Touchbacks	0	0
Punt returns: Number-Yards-TD	2-15-0	4-28-0
Average Per Return	7.5	7.0
Kickoff returns: Number-Yds-TD	5-139-0	5-67-0
Average Per Return	27.8	13.4
Interceptions: Number-Yds-TD	0-0-0	1-22-0
Fumble Returns: Number-Yds-TD	0-0-0	0-0-0
Miscellaneous Yards	0	0
Possession Time	28:22	31:38
1st Quarter	8:24	6:36
2nd Quarter	6:06	8:54
3rd Quarter	6:13	8:47
4th Quarter	7:39	7:21
Third-Down Conversions	4 of 15	10 of 18
Fourth-Down Conversions	1 of 3	1 of 1
Red-Zone Scores-Chances	5-5	4-5
Touchdowns	3-5	3-5
Field goals	2-5	1-5
Sacks By: Number-Yards	2-15	6-27
PAT Kicks	3-3	5-5
Field Goals	3-3	1-2
Points off turnovers	7	7

2016 Arizona Football Media Guide

Game 11: Arizona 37, Utah 30 (2 OT)

Date Saturday, Nov. 14
Time 8:05 p.m. (MST)
Location Tucson, Ariz

TUCSON, Ariz. (AP) -- Backup quarterback Jerrard Randall completed one pass Saturday night.

And, boy, was it a big one.

Randall, playing in place of injured Anu Solomon, threw a 25-yard touchdown pass to Nate Phillips on the first play of the second overtime and Arizona stunned Utah (No. 10 CFP, No. 10 AP) 37-30.

The loss knocked the Utes (8-2, 5-2 Pac-12) into a first-place tie in the Pac-12 with USC, and the Trojans hold the tiebreaker by beating Utah.

Solomon passed for 277 yards and two touchdowns and ran for a season-high 86 yards for Arizona (6-5, 3-5) before leaving the game after a helmet-to-helmet hit with 9:25 left in regulation. No penalty was called.

Arizona coach Rich Rodriguez said the victory "has to be one of the best since I've been here."

Utah's Devontae Booker carried 34 times for 145 yards. The Utes star running back, who left the game in the third quarter and returned after a ride on the stationary bike, didn't have a run longer than 13 yards.

Arizona's Caleb Jones caught five passes for 126 yards and a touchdown. The win snapped the Wildcats' three-game losing streak and made them bowl eligible.

Both of the Pac-12 one-loss teams went down to a second defeat. Oregon beat Stanford (No. 7 CFP, No. 7 AP) 38-36 earlier Saturday.

Arizona beat a Top 10 team for the fourth consecutive year under Rodriguez. It also was the Wildcats' fourth straight win over Utah.

Each team kicked a field goal in the first overtime.

On the next play, Randall threw deep to Phillips, who gathered the pass in with his left hand and pulled it to his chest as he fell to the turf.

"I couldn't get nothing all night throwing the ball," Randall said, "but I got that one touchdown. I think it was amazing."

Utah drove to the 8-yard line in the second overtime but on second down Travis Wilson was sacked by Sani Fuimaono and Sir Thomas Jackson. On third-and-16 and fourth-and-16, Wilson's passes fell incomplete and the students rushed the field.

The Utes trailed until the second play of the second half, when Wilson connected with Harrison Handley for a 59-yard touchdown.

Andy Phillips' 38-yard field goal increased the lead to 27-20.

After the kickoff, Solomon threw short to Jones and the Arizona receiver reversed field. The 50-yard play moved the ball to the Utah 22. Solomon threw 16 yards to Johnny Jackson, then ran 6 yards for the touchdown to tie at 27 with 4:01 left in the third quarter.

Solomon was injured at the end of a 9-yard run when he slid to the ground and was hit hard by Jason Fanaika. Replays showed it was a helmet-to-helmet hit, despite the absence of a penalty flag.

"Obviously he got hit in the head either by the turf or somebody else," Rodriguez said. "Maybe the turf bounced up and hit him in his head."

Arizona had leads of 10-0 and 17-7 in the first half. Utah cut the lead to three before halftime.

Wilson connected with freshman Britain Covey on a 46-yard play to the Arizona 29. Two pass interference penalties moved the ball to the Wildcats 2 and Kenneth Scott's leaping catch of Wilson's pass made it 20-17 45 seconds before halftime.

"I felt like our biggest struggle was just containing Solomon," Utah cornerback Brian Allen said. "We made a couple of good plays but just couldn't contain him."

Scoring Summary (Final) 2015 Arizona Football #10 Utah vs Arizona (11/14/15 at Tucson, Ariz.)

Utah (8-2,5-2) vs. Arizona (6-5,3-5)
Date: 11/14/15 • Site: Tucson, Ariz. • Stadium: Arizona Stadium
Attendance: 48912

Score by Quarters	1	2	3	4	OT	O1	O2	Total
Utah	7	10	10	0	3	3	0	30
Arizona	17	3	7	0	10	3	7	37

Qtr	Time	Scoring Play	V-H
1st	12:54	ARIZ - Skowron, Casey 47 yd field goal, 6-50 2:06	0 - 3
	09:10	ARIZ - Grant, Samajie 7 yd pass from Solomon, Anu (Skowron, Casey kick), 7-68 1:54	0 - 10
	02:42	UTAH - Booker,Devontae 1 yd run (Phillips, Andy kick), 13-75 6:28	7 - 10
	01:16	ARIZ - Jones, Cayleb 17 yd pass from Solomon, Anu (Skowron, Casey kick), 4-73 1:20	7 - 17
2nd	05:39	UTAH - Phillips, Andy 34 yd field goal, 13-51 6:08	10 - 17
	02:25	ARIZ - Skowron, Casey 40 yd field goal, 9-52 3:14	10 - 20
	00:45	UTAH - Scott, Kenneth 2 yd pass from Wilson, Travis (Phillips, Andy kick), 4-75 1:40	17 - 20
3rd	14:10	UTAH - Handley, Harris 59 yd pass from Wilson, Travis (Phillips, Andy kick), 2-62 0:43	24 - 20
	05:19	UTAH - Phillips, Andy 38 yd field goal, 12-60 5:49	27 - 20
	04:01	ARIZ - Solomon, Anu 6 yd run (Skowron, Casey kick), 3-72 1:10	27 - 27
OT	15:00	UTAH - Phillips, Andy 40 yd field goal, 4-3 0:00	30 - 27
	15:00	ARIZ - Skowron, Casey 35 yd field goal, 4-7 0:00	30 - 30
	15:00	ARIZ - Phillips, Nate 25 yd pass from Randall, Jerrard (Skowron, Casey kick), 1-25 0:00	30 - 37

Kickoff time: 8:05 pm • End of Game: 11:39 pm • Total elapsed time: 3:34
Officials: Referee: Land Clark; Umpire: Matt Jordan; Linesman: Bob Day;
Line judge: Jeff Robinson; Back judge: Justin Nelson; Field judge: John Morton;
Side judge: Bernie Hulscher; Center judge: John Love;
Temperature: 62 • Wind: NW5 • Weather: High Clouds
Television: FOX Sports 1

Team Statistics (Final) 2015 Arizona Football #10 Utah vs Arizona (11/14/15 at Tucson, Ariz.)

	UTAH	ARIZ
FIRST DOWNS	24	24
Rushing	15	9
Passing	7	11
Penalty	2	4
NET YARDS RUSHING	223	158
Rushing Attempts	55	34
Average Per Rush	4.1	4.6
Rushing Touchdowns	1	1
Yards Gained Rushing	246	186
Yards Lost Rushing	23	28
NET YARDS PASSING	219	302
Completions-Attempts-Int	20-31-1	18-32-2
Average Per Attempt	7.1	9.4
Average Per Completion	10.9	16.8
Passing Touchdowns	2	3
TOTAL OFFENSE YARDS	442	460
Total offense plays	86	66
Average Gain Per Play	5.1	7.0
Fumbles: Number-Lost	1-1	0-0
Penalties: Number-Yards	10-112	8-71
PUNTS-YARDS	4-196	3-141
Average Yards Per Punt	49.0	47.0
Net Yards Per Punt	44.0	47.7
Inside 20	0	2
50+ Yards	1	1
Touchbacks	1	0
Fair catch	3	0
KICKOFFS-YARDS	6-382	6-373
Average Yards Per Kickoff	63.7	62.2
Net Yards Per Kickoff	40.5	35.3
Touchbacks	2	5
Punt returns: Number-Yards-TD	2--2-0	0-0-0
Average Per Return	-1.0	0.0
Kickoff returns: Number-Yds-TD	1-36-0	4-89-0
Average Per Return	36.0	22.2
Interceptions: Number-Yds-TD	2-0-0	1-25-0
Fumble Returns: Number-Yds-TD	0-0-0	0-0-0
Miscellaneous Yards	0	0
Possession Time	37:24	22:36
1st Quarter	9:34	5:26
2nd Quarter	8:02	6:58
3rd Quarter	9:27	5:33
4th Quarter	10:21	4:39
OT Quarter	0:00	0:00
Third-Down Conversions	8 of 17	3 of 11
Fourth-Down Conversions	1 of 2	0 of 1
Red-Zone Scores-Chances	4-5	5-6
Touchdowns	2-5	3-6
Field goals	2-5	2-6
Sacks By: Number-Yards	0-0	4-20
PAT Kicks	3-3	4-4
Field Goals	3-3	3-3
Points off turnovers	3	0

Game 12: ASU 52, Arizona 37

Date Saturday, Nov. 21
 Time 1:40 p.m. (MST)
 Location Tempe, Ariz.

TEMPE, Ariz. (AP) -- Redshirt freshman quarterback Brandon Dawkins threw for 305 yards and ran for 78 more, nearly leading Arizona to a stunning comeback over rival Arizona State. The Sun Devils scored three fourth-quarter touchdowns to stop the Arizona rally and win the game 52-37.

Dawkins was elevated to backup duties with the injury to Anu Solomon and was inserted in the game in the second quarter due to starter Jerrard Randall's ineffectiveness. Dawkins rushed for a score in addition to a pair of passing TDs, including a 95-yard strike to Trey Griffey, the third longest play in Arizona history.

Mike Bercovici threw for 315 yards and two touchdowns in his final home game and Arizona State returned two interceptions for touchdowns in the fourth quarter to put the game out of reach.

Arizona State (6-5, 4-4 Pac-12) sputtered offensively early before reeling off a string of big plays to build a 21-point halftime lead.

Arizona (6-6, 3-6) managed to claw its way back within a touchdown, but Kareem Orr returned an interception 21 yards for a touchdown and Lloyd Carrington returned another 38 yards for a score on the next series.

Devin Lucien had nine catches for 190 yards for Arizona State, which had 565 yards of total offense to become bowl eligible for the fifth straight season.

Last year's Territorial Cup was the de facto Pac-12 South championship.

Unfulfilled expectations surrounded this game.

Arizona and Arizona State both beat Top-10 teams, but also had three-game losing streaks. The Wildcats locked up a bowl berth last week; the Sun Devils need one more victory to become bowl eligible.

A big problem for both teams all season has been defensive breakdowns -- they're among the two worst in the Pac-12 -- but the defenses dominated early.

Arizona State finally broke through with a big play, when Bercovici hit Lucien on a 58-yard pass to set up Demario Richard's bulldozing 8-yard touchdown run.

Next possession, Bercovici and Lucien hooked up again, this time for a 59-yard touchdown.

Bercovici followed with a mistake, throwing an interception to Cam Denson, who jumped the screen pass and raced in for a 21-yard touchdown.

It did nothing to slow the Sun Devils down.

Bercovici scored on a 1-yard run on the next drive, then hit Jalen Harvey for his first career reception, a 41-yard touchdown.

A 65-yard, multiple-tackle-breaking run by Kalen Ballage set up Zane Gonzalez's 29-yard field goal as the half ended.

Arizona's offense stagnated without starting quarterback Anu Solomon, out with a concussion.

Randall, as he has much of the season, repeatedly overthrew receivers on deep routes or threw too hard on short passes. He was 4 for 13 for 35 yards and lost a fumble before being replaced by Dawkins.

The switch did little to change Arizona's fortunes in the first half. The Wildcats had 141 total yards -- six fewer than Lucien had receiving -- to trail 31-10.

Arizona's first two scoring drives stalled out and led to field goals by Casey Skowron, but Trey Griffey made sure he got to the end zone, zigzagging his way across the field for a 95-yard reception that pulled the Wildcats within 31-23.

But after laboring through the third quarter, Arizona State's offense work up just in time. The Sun Devils moved 74 yards in 11 plays to set up D.J. Foster's 1-yard touchdown run and push the lead back to 15.

Dawkins found Tyrell Johnson for a 17-yard touchdown pass, but his two interceptions helped seal the Territorial Cup for the Sun Devils.

**Scoring Summary (Final)
 2015 Arizona Football
 Arizona vs Arizona State (11/21/15 at Tempe, Ariz.)**

Arizona (6-6,3-6) vs. Arizona State (6-5,4-4)
 Date: 11/21/15 • Site: Tempe, Ariz. • Stadium: Sun Devil Stadium
 Attendance: 64885

Score by Quarters	1	2	3	4	Total
Arizona	0	10	13	14	37
Arizona State	14	17	0	21	52

Qtr	Time	Scoring Play	V-H
1st	03:01	ASU - Richard, Demario 8 yd run (Gonzalez, Zane kick), 3-66 0:55	0 - 7
	01:07	ASU - Lucien, Devin 59 yd pass from Bercovici, Mike (Gonzalez, Zane kick), 3-78 0:57	0 - 14
2nd	14:27	ARIZ - Denson, Cam 21 yd interception return (Skowron, Casey kick)	7 - 14
	10:33	ASU - Bercovici, Mike 1 yd run (Gonzalez, Zane kick), 10-78 3:47	7 - 21
	05:47	ARIZ - Skowron, Casey 22 yd field goal, 9-70 4:39	10 - 21
	04:00	ASU - Harvey, Jalen 41 yd pass from Bercovici, Mike (Gonzalez, Zane kick), 5-70 1:38	10 - 28
	00:00	ASU - Gonzalez, Zane 29 yd field goal, 6-67 2:22	10 - 31
3rd	11:32	ARIZ - Skowron, Casey 37 yd field goal, 7-21 2:11	13 - 31
	03:35	ARIZ - Skowron, Casey 46 yd field goal, 9-63 3:17	16 - 31
	00:46	ARIZ - Griffey, Trey 95 yd pass from Dawkins, Brandon (Skowron, Casey kick), 2-97 0:54	23 - 31
4th	10:14	ASU - Foster, D. J. 1 yd run (Gonzalez, Zane kick), 11-74 5:24	23 - 38
	06:50	ARIZ - Johnson, Tyrell 17 yd pass from Dawkins, Brandon (Skowron, Casey kick), 9-75 3:24	30 - 38
	03:33	ASU - Orr, Kareem 21 yd interception return (Gonzalez, Zane kick)	30 - 45
	02:30	ASU - Carrington, L. 38 yd interception return (Gonzalez, Zane kick)	30 - 52
	00:32	ARIZ - Dawkins, Brandon 24 yd run (Skowron, Casey kick), 11-75 1:58	37 - 52

Kickoff time: 1:40 pm • End of Game: 5:13 pm • Total elapsed time: 3:33
 Officials: Referee: M. Mothershed; Umpire: R. Meisenheimer; Linesman: K. Mattson;
 Line judge: M. Dorman; Back judge: S. Steichen; Field judge: M. Hall;
 Side judge: M. Weseloh; Center judge: D. Wilson;
 Temperature: 80 • Wind: NE 12 • Weather: Clear skies
 Television: FS1
 WR Devin Lucien (ASU) named Bob Moran MVP Trophy winner.

**Team Statistics (Final)
 2015 Arizona Football
 Arizona vs Arizona State (11/21/15 at Tempe, Ariz.)**

	ARIZ	ASU
FIRST DOWNS	19	24
Rushing	5	10
Passing	13	11
Penalty	1	3
NET YARDS RUSHING	113	250
Rushing Attempts	35	48
Average Per Rush	3.2	5.2
Rushing Touchdowns	1	3
Yards Gained Rushing	158	282
Yards Lost Rushing	45	32
NET YARDS PASSING	336	316
Completions-Attempts-Int	20-43-2	21-32-1
Average Per Attempt	7.8	9.9
Average Per Completion	16.8	15.0
Passing Touchdowns	2	2
TOTAL OFFENSE YARDS	449	566
Total offense plays	78	80
Average Gain Per Play	5.8	7.1
Fumbles: Number-Lost	3-1	1-1
Penalties: Number-Yards	7-57	5-50
PUNTS-YARDS	7-325	6-254
Average Yards Per Punt	46.4	42.3
Net Yards Per Punt	46.1	38.3
Inside 20	4	4
50+ Yards	2	1
Touchbacks	0	0
Fair catch	0	2
KICKOFFS-YARDS	7-426	8-531
Average Yards Per Kickoff	60.9	66.4
Net Yards Per Kickoff	39.0	42.1
Touchbacks	2	7
Punt returns: Number-Yards-TD	2-24-0	2-2-0
Average Per Return	12.0	1.0
Kickoff returns: Number-Yds-TD	1-19-0	5-103-0
Average Per Return	19.0	20.6
Interceptions: Number-Yds-TD	1-21-1	2-59-2
Fumble Returns: Number-Yds-TD	0-0-0	1-1-0
Miscellaneous Yards	0	0
Possession Time	27:36	32:24
1st Quarter	6:43	8:17
2nd Quarter	6:24	8:36
3rd Quarter	7:29	7:31
4th Quarter	7:00	8:00
Third-Down Conversions	5 of 18	2 of 12
Fourth-Down Conversions	1 of 2	1 of 2
Red-Zone Scores-Chances	3-3	4-4
Touchdowns	1-3	3-4
Field goals	2-3	1-4
Sacks By: Number-Yards	2-17	8-37
PAT Kicks	4-4	7-7
Field Goals	3-3	1-1
Points off turnovers	10	14

2016 Arizona Football Media Guide

Game 13: Gildan New Mexico Bowl

Arizona 45, New Mexico 37

Date Saturday, Dec. 19
 Time 12:05 p.m. (MST)
 Location Albuquerque, N.M.

ALBUQUERQUE, N.M. -- At the beginning of the season, Arizona began with much promise after a previous Pac-12 championship appearance and a 3-0 start. The Wildcats were hit with injuries to quarterback Anu Solomon and All-America linebacker Scooby Wright III.

On Saturday, both came back to help Arizona (7-6) hold off pesky New Mexico 45-37 in a wild New Mexico Bowl.

Solomon threw for two touchdowns and rushed for another score against New Mexico (7-6) in a game that saw New Mexico surge late after being down as many of 18 points. Wright had two sacks and 11 solo tackles.

After the game, Wright announced he would enter the NFL draft.

Arizona's high-temp offense needed only 19:08 minutes of possession time to overwhelm New Mexico in the Lobos' first bowl appearance since 2007.

"We knew we were going to have limited possessions. And we felt like with the limited number of plays and possessions we would have, we would have to make the most of it," Arizona coach Rich Rodriguez said.

Jared Baker ran for 107 yards and three touchdowns, and Cayleb Jones had 182 yards receiving and a touchdown.

"Watching film, it was pretty much man to man," said Solomon, who came back from concussion to play. "Cayleb and the other receivers did a great job of getting open and I just had to get them the ball."

For Arizona, the New Mexico Bowl win comes just a year after Arizona eyed a playoff spot. Rodriguez said a bowl appearance and a victory was just fine for the team.

"We had a lot of adversity this year and to finish it off with a win on the road, a bowl win, a road win, and for our seniors to finish with a winning record is pretty neat for them," said Rodriguez, marking his fourth consecutive bowl appearance with the Wildcats.

Meanwhile, New Mexico quarterback Lamar Jordan rushed for three touchdowns and threw a 92-yard touchdown pass to Delane Hart-Johnson before leaving in the third quarter with a knee injury. However, Jordan tossed two key interceptions -- one in Arizona's end zone and another deep in New Mexico territory.

After Jordan's departure, the Lobos then turned to a committee of running backs to get New Mexico back in the game.

Still, Arizona was able to hold star running back Jhurrell Pressley to 75 rushing yards and no touchdowns.

"Credit to Arizona. Those receivers are different and unique," New Mexico coach Bob Davie said. "I thought their quarterback played extremely well coming off an injury."

It was New Mexico's first bowl game appearance under Davie, a former Norte Dame head coach who took over the program in 2012. The game at its home-field New Mexico Bowl had excited the city of Albuquerque following the long bowl drought.

"Again, big picture-wise this is just a start for us," Davie said. "Obviously, we have to get better. But it's encouraging."

Arizona is 9-10-1 in bowl games. New Mexico fell to 3-8-1 in the postseason.

Scoring Summary (Final) 2015 Arizona Football Arizona vs New Mexico (12/19/15 at Albuquerque, N.M.)

Arizona (7-6) vs. New Mexico (7-6)
 Date: 12/19/15 • Site: Albuquerque, N.M. • Stadium: University Stadium
 Attendance: 30289

Score by Quarters	1	2	3	4	Total
Arizona	7	21	14	3	45
New Mexico	3	14	14	6	37

Qtr	Time	Scoring Play	V-H
1st	09:52	NM - ROGERS, Zack 37 yd field goal, 5-17 2:45	0 - 3
	07:26	ARIZ - Jones, Cayleb 78 yd pass from Solomon, Anu (Skowron, Casey kick), 2-80 0:31	7 - 3
2nd	14:51	ARIZ - Baker, Jared 27 yd run (Skowron, Casey kick), 3-77 0:47	14 - 3
	08:50	NM - JORDAN, Lamar 31 yd run (ROGERS, Zack kick), 6-67 3:04	14 - 10
	03:27	ARIZ - Solomon, Anu 14 yd run (Skowron, Casey kick), 4-53 1:18	21 - 10
	02:19	NM - HART-JOHNSON, D 92 yd pass from JORDAN, Lamar (ROGERS, Zack kick), 3-90 1:03	21 - 17
	00:30	ARIZ - Richards, David 1 yd pass from Solomon, Anu (Skowron, Casey kick), 4-51 1:39	28 - 17
3rd	13:56	ARIZ - Baker, Jared 32 yd run (Skowron, Casey kick), 4-75 1:04	35 - 17
	09:17	NM - JORDAN, Lamar 11 yd run (ROGERS, Zack kick), 8-72 4:32	35 - 24
	07:35	ARIZ - Baker, Jared 4 yd run (Skowron, Casey kick), 1-4 0:05	42 - 24
	02:02	NM - JORDAN, Lamar 3 yd run (ROGERS, Zack kick), 10-50 5:33	42 - 31
4th	13:52	NM - APODACA, Austin 4 yd run (GIPSON, Teriyon rush failed), 8-40 3:06	42 - 37
	01:32	ARIZ - Skowron, Casey 37 yd field goal, 13-42 5:10	45 - 37

Kickoff time: 12:05 pm • End of Game: 3:50 pm • Total elapsed time: 3:45
 Officials: Referee: Larry Smith; Umpire: Tim Owens; Linesman: Paul Beyerle;
 Line judge: Jon. Shelton; Back judge: Jake Kemp; Field judge: Kyle DeBuse;
 Side judge: Ed Smith; Center judge: Jason Nickleby;
 Temperature: 38 • Wind: N 5mph • Weather: Cloudy 0% precip.
 10th Annual Gildan New Mexico Bowl
 Offensive MVP: QB Anu Solomon (UA)
 Defensive MVP: LB Scooby Wright (UA)

Team Statistics (Final) 2015 Arizona Football UTSA vs #22 Arizona (09/03/15 at Tucson, Ariz.)

	UTSA	ARIZ
FIRST DOWNS	29	25
Rushing	10	8
Passing	16	12
Penalty	3	5
NET YARDS RUSHING	193	163
Rushing Attempts	50	38
Average Per Rush	3.9	4.3
Rushing Touchdowns	2	0
Yards Gained Rushing	210	176
Yards Lost Rushing	17	13
NET YARDS PASSING	332	229
Completions-Attempts-Int	25-45-1	22-36-0
Average Per Attempt	7.4	6.4
Average Per Completion	13.3	10.4
Passing Touchdowns	2	4
TOTAL OFFENSE YARDS	525	392
Total offense plays	95	74
Average Gain Per Play	5.5	5.3
Fumbles: Number-Lost	3-1	1-1
Penalties: Number-Yards	10-114	8-76
PUNTS-YARDS	3-121	4-161
Average Yards Per Punt	40.3	40.2
Net Yards Per Punt	40.3	40.2
Inside 20	1	1
50+ Yards	0	0
Touchbacks	0	0
Fair catch	3	1
KICKOFFS-YARDS	7-455	7-452
Average Yards Per Kickoff	65.0	64.6
Net Yards Per Kickoff	41.6	43.7
Touchbacks	5	2
Punt returns: Number-Yards-TD	1-0-0	0-0-0
Average Per Return	0.0	0.0
Kickoff returns: Number-Yds-TD	5-96-0	2-39-0
Average Per Return	19.2	19.5
Interceptions: Number-Yds-TD	0-0-0	1-23-1
Fumble Returns: Number-Yds-TD	0-0-0	1-22-1
Miscellaneous Yards	0	26
Possession Time	35:09	24:51
1st Quarter	10:57	4:03
2nd Quarter	10:08	4:52
3rd Quarter	7:46	7:14
4th Quarter	6:18	8:42
Third-Down Conversions	8 of 19	7 of 14
Fourth-Down Conversions	2 of 3	1 of 3
Red-Zone Scores-Chances	5-6	3-5
Touchdowns	3-6	3-5
Field goals	2-6	0-5
Sacks By: Number-Yards	1-3	0-0
PAT Kicks	2-3	6-6
Field Goals	2-4	0-0
Points off turnovers	7	14

2015 Arizona Football
Arizona Game Results (as of Jul 05, 2016)
All games

Date	Opponent	Score	Overall	Conference	Time	Attend
09/03/15	UTSA	W 42-32	1-0	0-0	3:18	51111
09/12/15	at Nevada	W 44-20	2-0	0-0	3:41	24355
09/19/15	NORTHERN ARIZONA	W 77-13	3-0	0-0	3:06	51494
* 09/26/15	#9 UCLA	L 30-56	3-1	0-1	3:12	56004
* 10/03/15	at #18 Stanford	L 17-55	3-2	0-2	3:00	46628
* 10/10/15	OREGON STATE	W 44-7	4-2	1-2	3:21	52987
* 10/17/15	at Colorado	W 38-31	5-2	2-2	3:43	39666
* 10/24/15	WASHINGTON STATE	L 42-45	5-3	2-3	3:24	47847
* 10/31/15	at Washington	L 3-49	5-4	2-4	3:07	56749
* 11/07/15	at USC	L 30-38	5-5	2-5	3:11	76309
* 11/14/15	#10 UTAH	Wo 37-30	6-5	3-5	3:34	48912
* 11/21/15	at Arizona State	L 37-52	6-6	3-6	3:33	64885
^ 12/19/15	at New Mexico	W 45-37	7-6	3-6	3:45	30289

* Pac-12 Conference Game

^ Gildan New Mexico Bowl (Albuquerque, N.M.)

Team Statistics	ARIZ	OPP
SCORING	486	465
Points Per Game	37.4	35.8
Points Off Turnovers	80	82
FIRST DOWNS	320	300
Rushing	139	134
Passing	148	145
Penalty	33	21
RUSHING YARDAGE	2890	2595
Yards gained rushing	3238	2959
Yards lost rushing	348	364
Rushing Attempts	527	581
Average Per Rush	5.5	4.5
Average Per Game	222.3	199.6
TDs Rushing	31	30
PASSING YARDAGE	3544	3488
Comp-Att-Int	273-466-10	276-443-11
Average Per Pass	7.6	7.9
Average Per Catch	13.0	12.6
Average Per Game	272.6	268.3
TDs Passing	27	28
TOTAL OFFENSE	6434	6083
Total Plays	993	1024
Average Per Play	6.5	5.9
Average Per Game	494.9	467.9
KICK RETURNS: #-Yards	32-729	52-1106
PUNT RETURNS: #-Yards	9-144	23-79
INT RETURNS: #-Yards	11-98	10-162
KICK RETURN AVERAGE	22.8	21.3
PUNT RETURN AVERAGE	16.0	3.4
INT RETURN AVERAGE	8.9	16.2
FUMBLES-LOST	25-10	20-5
PENALTIES-Yards	74-632	95-935
Average Per Game	48.6	71.9
PUNTS-Yards	54-2389	68-2862
Average Per Punt	44.2	42.1
Net punt average	40.6	38.8
KICKOFFS-Yards	89-5396	84-5295
Average Per Kick	60.6	63.0
Net kick average	38.9	40.4
TIME OF POSSESSION/Game	26:19	33:41
3RD-DOWN Conversions	78/190	96/209
3rd-Down Pct	41%	46%
4TH-DOWN Conversions	10/27	10/18
4th-Down Pct	37%	56%
SACKS BY-Yards	27-186	31-152
MISC YARDS	26	0
TOUCHDOWNS SCORED	62	60
FIELD GOALS-ATTEMPTS	18-22	16-20
ON-SIDE KICKS	0-2	1-2
RED-ZONE SCORES	(54-65) 83%	(54-58) 93%
RED-ZONE TOUCHDOWNS	(41-65) 63%	(42-58) 72%
PAT-ATTEMPTS	(60-62) 97%	(57-58) 98%
ATTENDANCE	308355	338881
Games/Avg Per Game	6/51392	7/48412
Neutral Site Games		0/0

Score by Quarters	1st	2nd	3rd	4th	OT	Total
Arizona	106	145	118	107	10	486
Opponents	88	185	93	96	3	465

2016 Arizona Football Media Guide

INDIVIDUAL GAME HIGHS

Rushes	24	Wilson, Nick vs UCLA (09/26/15)
Yards Rushing	207	Baker, Jared at Colorado (10/17/15)
TD Rushes	3	Wilson, Nick at Nevada (09/12/15)
	3	Bradford, O. vs Oregon State (10/10/15)
	3	Baker, Jared vs Washington State (10/24/15)
	3	Baker, Jared at New Mexico (12/19/15)
Long Rush	79	Baker, Jared at Colorado (10/17/15)
Pass attempts	46	Solomon, Anu at USC (11/07/15)
Pass completions	31	Solomon, Anu at USC (11/07/15)
Yards Passing	352	Solomon, Anu at USC (11/07/15)
TD Passes	4	Solomon, Anu vs UTSA (09/03/15)
	4	Solomon, Anu vs Northern Arizona (09/19/15)
Long Pass	95	Dawkins, B. at Arizona State (11/21/15)
Receptions	9	Richards, David at USC (11/07/15)
Yards Receiving	182	Jones, Cayleb at New Mexico (12/19/15)
TD Receptions	2	Richards, David vs Northern Arizona (09/19/15)
Long Reception	95	Grieffy, Trey at Arizona State (11/21/15)
Field Goals	3	Skowron, Casey vs Oregon State (10/10/15)
	3	Skowron, Casey at USC (11/07/15)
	3	Skowron, Casey vs Utah (11/14/15)
	3	Skowron, Casey at Arizona State (11/21/15)
Long Field Goal	48	Skowron, Casey at Colorado (10/17/15)
Punts	7	Riggleman, Drew at Colorado (10/17/15)
	7	Riggleman, Drew at Arizona State (11/21/15)
Punting Avg	53.7	Riggleman, Drew vs Oregon State (10/10/15)
Long Punt	66	Riggleman, Drew vs Northern Arizona (09/19/15)
Punts inside 20	4	Riggleman, Drew at Arizona State (11/21/15)
Long Punt Return	69	Phillips, Nate vs Washington State (10/24/15)
Long Kickoff Return	56	Johnson, Tyrell at USC (11/07/15)
Tackles	15	Wright III, Scooby at New Mexico (12/19/15)
Sacks	2.0	Banda, Jack at Colorado (10/17/15)
	2.0	Wright III, Scooby at New Mexico (12/19/15)
Tackles For Loss	3.5	Wright III, Scooby at New Mexico (12/19/15)
Interceptions	1	Lopez, Anthony vs UTSA (09/03/15)
	1	Allah, Jamar at Nevada (09/12/15)
	1	Denson, Cam vs Northern Arizona (09/19/15)
	1	FlanniganFowles vs Northern Arizona (09/19/15)
	1	Neal, DaVonte vs Northern Arizona (09/19/15)
	1	Fotu, A. vs Oregon State (10/10/15)
	1	Allah, Jamar vs Utah (11/14/15)
	1	Denson, Cam at Arizona State (11/21/15)
	1	Denson, Cam at New Mexico (12/19/15)
	1	Allah, Jamar at New Mexico (12/19/15)
	1	McCall Jr., Jarvis at New Mexico (12/19/15)

TEAM GAME HIGHS

Rushes	59	vs UCLA (09/26/15)
Yards Rushing	499	vs Northern Arizona (09/19/15)
Yards Per Rush	11.9	vs Northern Arizona (09/19/15)
TD Rushes	7	vs Northern Arizona (09/19/15)
Pass attempts	47	at USC (11/07/15)
Pass completions	31	at USC (11/07/15)
Yards Passing	352	at USC (11/07/15)
Yards Per Pass	13.7	at New Mexico (12/19/15)
TD Passes	4	vs UTSA (09/03/15)
	4	vs Northern Arizona (09/19/15)
Total Plays	88	vs Oregon State (10/10/15)
Total Offense	792	vs Northern Arizona (09/19/15)
Yards Per Play	9.8	vs Northern Arizona (09/19/15)
Points	77	vs Northern Arizona (09/19/15)
Sacks By	5	vs Northern Arizona (09/19/15)
First Downs	37	vs Northern Arizona (09/19/15)
Penalties	9	at USC (11/07/15)
Penalty Yards	80	at USC (11/07/15)
Turnovers	4	at Washington (10/31/15)
Interceptions By	3	vs Northern Arizona (09/19/15)
	3	at New Mexico (12/19/15)
Punts	7	at Colorado (10/17/15)
	7	at Arizona State (11/21/15)
Punting Avg	53.7	vs Oregon State (10/10/15)
Long Punt	66	vs Northern Arizona (09/19/15)
Punts inside 20	4	at Arizona State (11/21/15)
Long Punt Return	69	vs Washington State (10/24/15)

OPPONENT INDIVIDUAL GAME HIGHS

Rushes	34	Booker,Devontae, vs Utah (11/14/15)
Yards Rushing	177	Jones, Ronald, at USC (11/07/15)
TD Rushes	3	Perkins, vs UCLA (09/26/15)
	3	JORDAN, Lamar, at New Mexico (12/19/15)
Long Rush	74	Jones, Ronald, at USC (11/07/15)
Pass attempts	62	Falk, Luke, vs Washington State (10/24/15)
Pass completions	47	Falk, Luke, vs Washington State (10/24/15)
Yards Passing	514	Falk, Luke, vs Washington State (10/24/15)
TD Passes	5	Falk, Luke, vs Washington State (10/24/15)
Long Pass	92	JORDAN, Lamar, at New Mexico (12/19/15)
Receptions	9	Morgan II, vs UTSA (09/03/15)
	9	Lucien, Devin, at Arizona State (11/21/15)
Yards Receiving	191	Lucien, Devin, at Arizona State (11/21/15)
TD Receptions	4	Marks, Gabe, vs Washington State (10/24/15)
Long Reception	92	HART-JOHNSON, D, at New Mexico (12/19/15)
Field Goals	3	Phillips, Andy, vs Utah (11/14/15)
Long Field Goal	41	ZUZO, Brent, at Nevada (09/12/15)
	41	Ukropina, C, at Stanford (10/03/15)
Punts	9	Porebski, Nick, vs Oregon State (10/10/15)
Punting Avg	49.0	Hackett, Tom, vs Utah (11/14/15)
Long Punt	66	Hackett, Tom, vs Utah (11/14/15)
Punts inside 20	4	Haack, Matt, at Arizona State (11/21/15)
Long Punt Return	29	Fuller, vs UCLA (09/26/15)
Long Kickoff Return	67	McCaffrey, C, at Stanford (10/03/15)
Tackles	13	Martinez, B, at Stanford (10/03/15)
Sacks	4.0	Longino, Antonio, at Arizona State (11/21/15)
Tackles For Loss	4.5	Feeney, Travis, at Washington (10/31/15)
Interceptions	1	Adams, vs UCLA (09/26/15)
	1	McIntosh, JoJo, at Washington (10/31/15)
	1	Jones, Sidney, at Washington (10/31/15)
	1	Baker, Budda, at Washington (10/31/15)
	1	Plattenburg, Jo, at USC (11/07/15)
	1	Thomas, Justin, vs Utah (11/14/15)
	1	Allen, Brian, vs Utah (11/14/15)
	1	Carrington, L., at Arizona State (11/21/15)
	1	Orr, Kareem, at Arizona State (11/21/15)
	1	JONES, Cranston, at New Mexico (12/19/15)

OPPONENT TEAM GAME HIGHS

Rushes	69	at New Mexico (12/19/15)
Yards Rushing	333	at New Mexico (12/19/15)
Yards Per Rush	6.8	at Stanford (10/03/15)
TD Rushes	6	vs UCLA (09/26/15)
Pass attempts	62	vs Washington State (10/24/15)
Pass completions	47	vs Washington State (10/24/15)
Yards Passing	514	vs Washington State (10/24/15)
Yards Per Pass	11.1	at Stanford (10/03/15)
TD Passes	5	vs Washington State (10/24/15)
Total Plays	95	vs UTSA (09/03/15)
Total Offense	631	vs Washington State (10/24/15)
Yards Per Play	8.3	at Stanford (10/03/15)
Points	56	vs UCLA (09/26/15)
Sacks By	8	at Arizona State (11/21/15)
First Downs	34	vs Washington State (10/24/15)
Penalties	10	vs UTSA (09/03/15)
	10	vs Utah (11/14/15)
Penalty Yards	114	vs UTSA (09/03/15)
Turnovers	3	vs Northern Arizona (09/19/15)
	3	at New Mexico (12/19/15)
Interceptions By	3	at Washington (10/31/15)
Punts	9	at Nevada (09/12/15)
	9	vs Oregon State (10/10/15)
Punting Avg	49.0	vs Utah (11/14/15)
Long Punt	66	vs Utah (11/14/15)
Punts inside 20	4	at Arizona State (11/21/15)
Long Punt Return	29	vs UCLA (09/26/15)

2015 Arizona Football
Arizona Overall Individual Statistics (as of Jul 05, 2016)
All games

2015 Arizona Football
Arizona Overall Individual Statistics (as of Jul 05, 2016)
All games

Rushing	gp	att	gain	loss	net	avg	td	lg	avg/g
Baker, Jared	12	131	813	15	798	6.1	9	79	66.5
Wilson, Nick	9	134	760	31	729	5.4	8	43	81.0
Randall, Jerrard	11	78	743	41	702	9.0	5	73	63.8
Bradford, Orlando	10	47	211	3	208	4.4	3	32	20.8
Solomon, Anu	11	67	311	113	198	3.0	3	31	18.0
Dawkins, Brandon	6	32	234	55	179	5.6	2	43	29.8
Haden, Jonathan	13	7	44	0	44	6.3	0	14	3.4
Green, Zach	8	7	43	0	43	6.1	0	17	5.4
Werlinger, Zach	1	2	28	0	28	14.0	1	17	28.0
Grant, Samajie	12	4	27	6	21	5.2	0	21	1.8
Johnson, Tyrell	6	5	24	3	21	4.2	0	11	3.5
Riggleman, Drew	13	1	0	1	-1	0.0	0	0	-0.1
TEAM	10	12	0	80	-80	-6.7	0	0	-8.0
Total	13	527	3238	348	2890	5.5	31	79	222.3
Opponents	13	581	2959	364	2595	4.5	30	74	199.6

Passing	gp	effc	comp-att-int	pct	yds	td	lg	avg/g
Solomon, Anu	11	146.98	205-330-5	62.1	2667	20	78	242.5
Randall, Jerrard	11	106.33	47-95-3	49.5	518	5	38	47.1
Dawkins, Brandon	6	133.31	20-38-2	52.6	334	2	95	55.7
TEAM	10	0.00	0-0-0	0.0	0	0	0	0.0
Jones, Cayleb	13	310.00	1-1-0	100.0	25	0	25	1.9
Total	13	137.30	273-466-10	58.6	3544	27	95	272.6
Opponents	13	144.33	276-443-11	62.3	3488	28	92	268.3

Receiving	gp	no.	yds	avg	td	lg	avg/g
Jones, Cayleb	13	55	904	16.4	5	78	69.5
Jackson, Johnny	13	50	608	12.2	5	70	46.8
Phillips, Nate	13	44	564	12.8	4	44	43.4
Richards, David	13	43	548	12.7	6	50	42.2
Grant, Samajie	12	31	301	9.7	2	45	25.1
Griffey, Trey	7	11	284	25.8	1	95	40.6
Baker, Jared	12	11	101	9.2	1	25	8.4
Kern, Josh	13	8	59	7.4	1	16	4.5
Wilson, Nick	9	4	52	13.0	0	22	5.8
Johnson, Tyrell	6	4	40	10.0	1	21	6.7
Brown, Shun	13	4	24	6.0	0	14	1.8
Haden, Jonathan	13	3	21	7.0	0	8	1.6
Cobb, Jamardre	11	2	-8	-4.0	1	1	-0.7
Ellison, Tony	13	1	13	13.0	0	13	1.0
Cloy Jr., Darrell	11	1	6	6.0	0	6	0.5
Mendivil, Abraham	13	1	5	5.0	0	5	0.4
Dawkins, Brandon	6	0	18	0.0	0	0	3.0
Solomon, Anu	11	0	4	0.0	0	0	0.4
Total	13	273	3544	13.0	27	95	272.6
Opponents	13	276	3488	12.6	28	92	268.3

Punt Returns	no.	yds	avg	td	lg
Phillips, Nate	7	121	17.3	1	69
Neal, DaVonte'	1	26	26.0	0	26
Griffey, Trey	1	-3	-3.0	0	0
Total	9	144	16.0	1	69
Opponents	23	79	3.4	0	29

Interceptions	no.	yds	avg	td	lg
Allah, Jamar	3	38	12.7	0	25
Denson, Cam	3	31	10.3	1	21
McCall Jr., Jarvis	1	0	0.0	0	0
Flanning-Fowles, D.	1	0	0.0	0	0
Fotu, Anthony	1	6	6.0	0	6
Neal, DaVonte'	1	0	0.0	0	0
Lopez, Anthony	1	23	23.0	1	23
Total	11	98	8.9	2	25
Opponents	10	162	16.2	2	43

Kick Returns	no.	yds	avg	td	lg
Johnson, Tyrell	16	408	25.5	0	56
Phillips, Nate	8	156	19.5	0	24
Brown, Shun	4	82	20.5	0	24
Baker, Jared	2	51	25.5	0	33
Grant, Samajie	1	13	13.0	0	13
Haden, Jonathan	1	19	19.0	0	19
Total	32	729	22.8	0	56
Opponents	52	1106	21.3	0	67

Fumble Returns	no.	yds	avg	td	lg
Allah, Jamar	1	22	22.0	1	22
Total	1	22	22.0	1	22
Opponents	3	42	14.0	0	41

All Purpose	g	rush	rcv	pr	kr	ir	total	avg/g
Baker, Jared	12	798	101	0	51	0	950	79.2
Jones, Cayleb	13	0	904	0	0	0	904	69.5
Phillips, Nate	13	0	564	121	156	0	841	64.7
Wilson, Nick	9	729	52	0	0	0	781	86.8
Randall, Jerrard	11	702	0	0	0	0	702	63.8
Jackson, Johnny	13	0	608	0	0	0	608	46.8
Richards, David	13	0	548	0	0	0	548	42.2
Johnson, Tyrell	6	21	40	0	408	0	469	78.2
Grant, Samajie	12	21	301	0	13	0	335	27.9
Griffey, Trey	7	0	284	-3	0	0	281	40.1
Bradford, Orlando	10	208	0	0	0	0	208	20.8
Solomon, Anu	11	198	4	0	0	0	202	18.4
Dawkins, Brand	6	179	18	0	0	0	197	32.8
Brown, Shun	13	0	24	0	82	0	106	8.2
Haden, Jonathan	13	44	21	0	19	0	84	6.5
Kern, Josh	13	0	59	0	0	0	59	4.5
Green, Zach	8	43	0	0	0	0	43	5.4
Allah, Jamar	13	0	0	0	0	38	38	2.9
Denson, Cam	13	0	0	0	0	31	31	2.4
Werlinger, Zach	1	28	0	0	0	0	28	28.0
Neal, DaVonte'	12	0	0	26	0	0	26	2.2
Lopez, Anthony	13	0	0	0	0	23	23	1.8
Ellison, Tony	13	0	13	0	0	0	13	1.0
Cloy Jr., Darrell	11	0	6	0	0	0	6	0.5
Fotu, Anthony	5	0	0	0	0	6	6	1.2
Mendivil, Abraha	13	0	5	0	0	0	5	0.4
Riggleman, Dre	13	-1	0	0	0	0	-1	-0.1
Cobb, Jamardre	11	0	-8	0	0	0	-8	-0.7
TEAM	10	-80	0	0	0	0	-80	-8.0
Total	13	2890	3544	144	729	98	7405	569.6
Opponents	13	2595	3488	79	1106	162	7430	571.5

2015 Arizona Football
Arizona Overall Individual Statistics (as of Jul 05, 2016)
All games

Scoring	td	fg	PAT				exp	saf	pts
			kick	rush	rcv	pass			
Skowron, Casey	-	18-22	59-61	-	-	-	-	113	
Baker, Jared	10	-	-	-	-	-	-	60	
Wilson, Nick	8	-	-	-	-	-	-	48	
Richards, David	6	-	-	-	-	-	-	36	
Phillips, Nate	5	-	-	-	-	-	-	30	
Randall, Jerrard	5	-	-	-	-	-	-	30	
Jones, Cayleb	5	-	-	-	-	-	-	30	
Jackson, Johnny	5	-	-	-	-	-	-	30	
Bradford, Orlando	3	-	-	-	-	-	-	18	
Solomon, Anu	3	-	-	-	-	-	-	18	
Dawkins, Brandon	2	-	-	-	-	-	-	12	
Grant, Samajie	2	-	-	-	-	-	-	12	
Johnson, Tyrell	1	-	-	-	-	-	-	6	
Werlinger, Zach	1	-	-	-	-	-	-	6	
Kern, Josh	1	-	-	-	-	-	-	6	
Cobb, Jamardre	1	-	-	-	-	-	-	6	
Lopez, Anthony	1	-	-	-	-	-	-	6	
Griffey, Trey	1	-	-	-	-	-	-	6	
Denson, Cam	1	-	-	-	-	-	-	6	
Allah, Jamar	1	-	-	-	-	-	-	6	
Pollack, Josh	-	-	1-1	-	-	-	-	1	
Total	62	18-22	60-62	-	-	-	-	486	
Opponents	60	16-20	57-58	0-1	0-1	-	-	465	

Total Offense	g	plays	rush	pass	total	avg/g
Solomon, Anu	11	397	198	2667	2865	260.5
Randall, Jerrard	11	173	702	518	1220	110.9
Baker, Jared	12	131	798	0	798	66.5
Wilson, Nick	9	134	729	0	729	81.0
Dawkins, Brandon	6	70	179	334	513	85.5
Bradford, Orlando	10	47	208	0	208	20.8
Haden, Jonathan	13	7	44	0	44	3.4
Green, Zach	8	7	43	0	43	5.4
Werlinger, Zach	1	2	28	0	28	28.0
Jones, Cayleb	13	1	0	25	25	1.9
Johnson, Tyrell	6	5	21	0	21	3.5
Grant, Samajie	12	4	21	0	21	1.8
Riggleman, Drew	13	1	-1	0	-1	-0.1
TEAM	10	14	-80	0	-80	-8.0
Total	13	993	2890	3544	6434	494.9
Opponents	13	1024	2595	3488	6083	467.9

Field Goals	fg	pct.	01-19	20-29	30-39	40-49	50-59	lg	blk
Skowron, Casey	18-22	81.8	0-0	5-6	6-7	7-9	0-0	48	0
FG Sequence	Arizona								
UTSA	-								
Nevada	45(46)								
Northern Arizona	-								
UCLA	29(44)								
Stanford	(26)								
Oregon State	(37),(27),(20)								
Colorado	(48),(45)								
Washington State	-								
Washington	(27)								
USC									

2016 Arizona Football Media Guide

2015 Arizona Football
Arizona Overall Defensive Statistics (as of Jul 05, 2016)
All games

##	Defensive Leaders	gp	Tackles			tfl/yds	Sacks no-yds	Pass defense			Fumbles		blkd	
			ua	a	tot			int-yds	brup	qbh	rcv-yds	ff	kick	saf
11	Parks, Will	13	53	23	76	7.0-18	.	.	7	.	.	2	.	.
14	Magloire Jr., Paul	13	54	18	72	4.0-5	.	.	1	.	1-0	1	.	.
19	Neal, DaVonte'	12	50	13	63	2.0-4	.	1-0	5	.	1-0	.	1	.
7	Allah, Jamar	13	44	19	63	2.0-4	.	3-38	1	.	1-22	.	.	.
1	Jones, Tellas	11	42	13	55	7.0-28	3.0-19	.	2	.	.	1	.	.
32	Miller, DeAndre'	11	36	14	50	8.0-31	2.0-15
47	Matthews, Jake	11	25	22	47	2.0-13	1.5-13	.	.	2	1-0	.	.	.
8	Gilbert, Reggie	13	32	9	41	8.5-41	3.5-23	.	1	2	.	1	.	.
53	Jackson, Sir Thomas	13	26	14	40	1.5-5	0.5-4	.	1
3	Denson, Cam	13	31	8	39	1.0-4	1.0-4	3-31	1	.	.	1	.	.
28	Lopez, Anthony	13	26	9	35	4.0-18	3.0-17	1-23
60	Bruno, Luca	11	18	11	29	1.5-7	1.0-6	.	.	1
12	Flanning-Fowles, D.	13	21	7	28	1.0-6	.	1-0	.	.	.	1	.	.
29	McCall Jr., Jarvis	12	21	7	28	.	.	1-0	5
99	Fuimaono, Sani	13	12	12	24	3.0-17	1.5-14	.	1
55	Worthy, Jeff	12	17	6	23	4.0-21	3.0-20	1	.	.
17	Whittaker, Jace	11	20	3	23	1.0-3	.	.	4
33	Wright III, Scooby	3	16	7	23	3.5-14	2.0-12
37	Hehr, Carter	12	15	3	18
93	Zellers, Parker	12	15	2	17	1.0-3	1-0	.	.	.
45	Turituri, Derrick	4	9	4	13	2.0-5	.	.	1
49	Gregory, Haden	8	9	3	12	.	.	.	2
24	Morgan, RJ	6	6	4	10	2.0-3	.	.	1
0G	Haden, Jonathan	13	10	.	10	1	.	.
5	Griffey, Trey	7	9	1	10
5H	Tyler, Tre	12	7	3	10
18	Rutt, Brandon	12	7	1	8
92	Banda, Jack	13	7	.	7	4.0-30	3.0-29	.	.	2
15	Mashack, Kwesi	7	6	.	6
94	Allen, Calvin	12	6	.	6	1.0-9	1.0-9
4	Smothers Jr., A.	10	3	3	6	2.0-2
13	Holiday, Devin	13	5	.	5	.	.	.	1
16	Brown, Shun	13	5	.	5
84	Mendivil, Abraham	13	3	2	5
42	Fotu, Anthony	5	3	1	4	.	.	1-6
41	Skowron, Casey	13	3	1	4
27	Morrison, Sammy	12	2	1	3
9	Ellison, Tony	13	3	.	3
20	Hilgers, Jarek	9	2	.	2
96	Griffin, Marcus	3	1	1	2
23	Brewer, Devon	8	2	.	2
10	Grant, Samajie	12	1	1	2
6	Phillips, Nate	13	1	1	2
TM	TEAM	10	2	.	2	2.0-17	1.0-1
2C	Baker, Jared	12	1	.	1
39	Riggleman, Drew	13	.	1	1
52	King, Alex	10	.	1	1
30	Jackson, Johnny	13	.	1	1
58	Friekh, Layth	13	.	1	1
21	Bradford, Orlando	10	1	.	1
1B	Solomon, Anu	11	1	.	1
2	Ware, Marquis	2	.	1	1
0A	Jones, Cayleb	13	1
	Total	13	689	252	941	75-308	27-186	11-98	35	7	5-22	9	1	.
	Opponents	13	608	262	870	77-259	31-152	10-162	35	9	10-42	12	.	.

2015 Game-by-Game Starters

Game	WR	WR/SLOT	LT	LG	C	RG	RT	TE/SLOT	WR	RB	QB
UTSA	Richards	Jackson	Friekh	Hemmila	Bundage	Alsadek	Maiava	Phillips	Jones	Wilson	Solomon
at Nevada	Richards	Jackson	Tagaloa	Hemmila	Bundage	Alsadek	Maiava	Phillips	Jones	Wilson	Solomon
NAU	Richards	Grant	Tagaloa	Hemmila	Bundage	Alsadek	Maiava	Phillips	Jones	Wilson	Solomon
UCLA	Richards	Grant	Tagaloa	Hemmila	Bundage	Alsadek	Maiava	Phillips	Jones	Wilson	Solomon
at Stanford	Richards	Grant	Tagaloa	Hemmila	Bundage	Alsadek	Maiava	Phillips	Jones	Wilson	Randall
Oregon State	Richards	Grant	Friekh	Tagaloa	Bundage	Alsadek	Maiava	Phillips	Jones	Wilson	Solomon
at Colorado	Richards	Grant	Friekh	Tagaloa	Bundage	Alsadek	Maiava	Phillips	Jones	Baker	Solomon
Washington St.	Richards	Grant	Friekh	Tagaloa	Bundage	Alsadek	Maiava	Phillips	Jones	Wilson	Solomon
at Washington	Richards	Grant	Friekh	Tagaloa	Bundage	Alsadek	Maiava	Phillips	Jones	Baker	Solomon
at USC	Richards	Grant	Friekh	Hemmila	Bundage	de Beer	Maiava	Phillips	Jones	Baker	Solomon
Utah	Richards	Phillips	Friekh	de Beer	Bundage	Alsadek	Maiava	Kern (TE)	Jones	Wilson	Solomon
at ASU	Richards	Phillips	Friekh	de Beer	Bundage	Alsadek	Maiava	Kern (TE)	Jones	Wilson	Randall
vs. New Mexico	Richards	Grant	Friekh	de Beer	Bundage	Alsadek	Maiava	Phillips	Jones	Baker	Solomon

Game	DE	NT	DT	LB	LB	LB	CB	SPUR	BAND	FS	CB
UTSA	Gilbert	Fuimaono	Bruno	Turituri	Wright	Miller	Morrison	Parks	Lopez	Allah	Neal
at Nevada	Gilbert	Fuimaono	Bruno	Turituri	Gregory	Matthews	Morrison	Parks	Jones	Allah	Neal
NAU	Gilbert	Fuimaono	Worthy	Turituri	Tyler	Matthews	Denson	Parks	Jones	Allah	Neal
UCLA	Gilbert	Fuimaono	Bruno	Turituri	Wright	Matthews	Denson	Parks	Jones	Allah	Neal
at Stanford	Gilbert	Fuimaono	Bruno	Morgan	Jackson	Matthews	Denson	Parks	Jones	Allah	Neal
Oregon State	Gilbert	Fuimaono	Bruno	Miller	Matthews	Magloire	Denson	Parks	Jones	Allah	McCall
at Colorado	Gilbert	Fuimaono	Bruno	Miller	Matthews	Magloire	Denson	Parks	Jones	Allah	Whittaker
Washington St.	Banda	Bruno	Gilbert	Miller	Magloire	Parks	Neal	Allah	Mashack	Flannigan-Fowles	Whittaker
at Washington	Gilbert	Fuimaono	Bruno	Magloire	Jackson	Miller	Whittaker	Parks	Jones	Allah	Neal
at USC	Gilbert	Fuimaono	Bruno	Magloire	Matthews	Miller	McCall	Parks	Jones	Allah	Neal
Utah	Gilbert	Fuimaono	Bruno	Magloire	Matthews	Miller	McCall	Parks	Jones	Allah	Neal
at ASU	Gilbert	Fuimaono	Bruno	Magloire	Jackson	Miller	McCall	Parks	Jones	Allah	Neal
vs. New Mexico	Gilbert	Fuimaono	Worthy	Magloire	Wright	Miller	McCall	Parks	Jones	Allah	Neal

Game	KR	PR	PK	P	LS	HOLD	Career Starts by Season						
UTSA	Baker/Phillips	Neal	Skowron	Riggleman	Romero	Riggleman							
at Nevada	Baker/Grant	Neal	Skowron	Riggleman	Romero	Riggleman							
NAU	Baker/Grant	Neal	Skowron	Riggleman	Romero	Riggleman	OFFENSE	2012	2013	2014	2015	CAREER	
UCLA	Baker/Phillips	Neal	Skowron	Riggleman	Romero	Riggleman	J. Alsadek	-	-	11	12	23	
at Stanford	Haden/Phillips	Neal	Skowron	Riggleman	Reinhardt	Riggleman	J. Baker	-	-	-	4	4	
Oregon State	Brown/Baker	Neal	Skowron	Riggleman	Reinhardt	Riggleman	C. Bundage	1	13	12	13	39	
at Colorado	Baker/Johnson	Phillips	Skowron	Riggleman	Reinhardt	Riggleman	G. de Beer	-	-	-	4	4	
Washington St.	Baker/Brown	Phillips	Skowron	Riggleman	Reinhardt	Riggleman	S. Grant	-	9	11	9	29	
at Washington	Haden/Phillips	Phillips	Skowron	Riggleman	Reinhardt	Riggleman	T. Griffey	-	4	2	-	6	
at USC	Haden/Johnson	Phillips	Skowron	Riggleman	Reinhardt	Riggleman	L. Friekh	-	-	-	9	9	
Utah	Haden/Johnson	Phillips/Neal	Skowron	Riggleman	Reinhardt	Riggleman	Z. Hemmila	-	-	-	6	6	
at ASU	Haden/Johnson	Phillips	Skowron	Riggleman	Reinhardt	Riggleman	J. Jackson	-	4	-	2	6	
vs. New Mexico	Haden/Johnson	Phillips	Skowron	Riggleman	Reinhardt	Riggleman	C. Jones	-	-	13	13	26	
							J. Kern	-	-	1	2	3	
							L. Maiva	-	2	5	13	20	
							D. Neal	-	-	10	-	10	
							N. Phillips	-	10	5	13	28	
							J. Randall	-	-	-	2	2	
							D. Richards	9	4	-	13	26	
							A. Solomon	-	-	14	11	25	
							F. Tagaloa	-	-	-	8	8	
							N. Wilson	-	-	8	9	17	
							DEFENSE	2012	2013	2014	2015	CAREER	
							J. Allah	-	-	-	13	145	
							J. Banda	-	-	-	1	1	
							L. Bruno	-	-	-	11	11	
							C. Denson	-	-	2	5	7	
							D. Flannigan-Fowles	-	-	-	1	1	
							S. Fuimaono	2 ('11)	-	4	12	18	
							R. Gilbert	8	13	13	13	47	
							H. Gregory	-	-	-	1	1	
							C. Ippolito	-	-	6	-	6	
							A. Lopez	-	1	-	1	2	
							S. Jackson	12	-	-	3	15	
							T. Jones	-	-	-	11	11	
							J. McCall Jr.	-	-	12	5	17	
							P. Magloire Jr.	-	-	-	8	8	
							K. Mashack	-	-	-	1	1	
							J. Matthews	-	-	6	8	14	
							D. Miller	-	-	-	9	9	
							RJ Morgan	-	-	-	1	1	
							S. Morrison	-	-	-	2	2	
							D. Neal	-	-	-	11	11	
							W. Parks	-	4	14	13	31	
							D. Turituri	-	-	8	4	12	
							T. Tyler	-	-	-	1	1	
							J. Whittaker	-	-	-	3	3	
							S. Wright	-	12	14	3	29	
							J. Worthy	-	-	3	2	5	
							P. Zellers	-	-	6	-	6	



Pac-12 Conference, The Conference of Champions

Built on a firm foundation of academic excellence and superior athletic performance, the Conference ushered in a new era on July 1, 2011, officially becoming the Pac-12 Conference with the additions of the University of Colorado and University of Utah.

Just 27 days after the Conference officially changed its name, Commissioner Larry Scott announced the creation of the Pac-12 Networks on July 27, 2011, solidifying a landmark television deal and putting the Conference on the forefront of collegiate athletics. The Networks, including one national network, six regional networks, and a robust digital network marked the first-ever integrated media company owned by a college conference. In addition, the "TV Everywhere" rights allow fans to access Pac-12 Networks outside the home on any digital device, including smartphones and tablet computers.

That same year, the Pac-12 also launched its Globalization Initiative to proactively promote the Conference and member institutions through student-athlete exchanges and sport. In the first four years, Pac-12 student-athletes have enjoyed unique cultural and athletic experiences in China, fielding full university and Pac-12 all-star teams in women's volleyball and men's basketball, with the first-ever men's basketball regular season game schedule to be played in China between WASHINGTON and Texas to tip off the 2015-16 campaign. The Conference and its member schools have gained significant brand exposure for the future and set a foundation for growth.

On the field, the Pac-12 rises above the rest, upholding its tradition as the "Conference of Champions," claiming an incredible 140 NCAA team titles since 1999-2000, including nine in 2014-15, an average of nearly nine championships per academic year. Even more impressive has been the breadth of the Pac-12's success, with championships coming in 28 different men's and women's sports. The Pac-12 has led or tied the nation in NCAA Championships in 49 of the last 55 years, the only exceptions being in 1980-81, 1988-89, 1990-91 and 1995-96 when the Conference finished second, and only twice finished third in 1998-99 and 2004-05.

For the 10th-consecutive year, the Pac-12 had the most or tied for the most NCAA titles of any conference in the country, winning at least six every year since 2000-01. No other conference has won double-digit NCAA crowns in a single year, the Pac-12 doing so seven times, including a record 14 in 1996-97.

Spanning nearly a century of outstanding athletics achievements, the Pac-12 was the first conference to reach 400 championships in 2010-11. With the inclusion of Colorado and Utah, the Conference surpassed another major milestone, with league teams capturing 450 titles, outdistancing the next conference by nearly 200. In all, Conference teams have won 478 NCAA Championships (291 men's, 158 women's, 29 combined).

Pac-12 members have won 291 NCAA team championships on the men's side, 77 more than the next closest conference. Men's NCAA crowns have come at a phenomenal rate for the Pac-12 - 16 basketball titles by six schools (more than any other conference), 54 tennis titles, 47 outdoor track

& field crowns, and 28 baseball titles. Pac-12 members have won 25 of 46 NCAA titles in volleyball, 41 of 46 in water polo, 29 in skiing, and 24 in swimming & diving national championships.

Individually, the Conference has produced an impressive number of NCAA individual champions. Over 2,000 (2,208) individual crowns have been won by Pac-12 student-athletes over the years with 1,333 by male student-athletes. Student-athletes have also captured 174 individual titles at combined championships (ie., skiing and fencing).

On the women's side, the story is much the same. Since the NCAA began conducting women's championships 34 years ago, Pac-12 members have claimed at least four national titles in a single season on 25 occasions, including 15-consecutive years from 2000-2015. Overall, the Pac-12 has captured 158 NCAA women's titles, easily outdistancing the SEC, which is second with 97. Pac-12 members have dominated a number of sports, winning 23 softball titles, 21 tennis crowns, 14 volleyball titles, 16 of the last 26 trophies in golf, and 14 in swimming & diving.

Pac-12 women student-athletes shine nationally on an individual basis, as well, having captured an unmatched 701 NCAA individual crowns, an average of nearly 21 championships per season.

The Pac-12's excellence is further proven in the annual Division I Learfield Sports Directors' Cup competition, the prestigious award that honors the best overall collegiate athletics programs in the country. STANFORD continued its remarkable run and won a remarkable 21st-consecutive Directors' Cup in 2014-15 leading the Pac-12 to an unprecedented 1-2-3 finish in the final standings. Seven Pac-12 member institutions ranked among the top-30 Division I programs, tying for the most of any conference, and five were in the top 15: No. 1 STANFORD, No. 2 UCLA, No. 3 USC, No. 12 CALIFORNIA and No. 13 OREGON. At least five member institutions have been ranked in the top 20 in all but one year of the Director's Cup program, with seven appearing in the top 20 on five different occasions (1998, 2001, 2003, 2005 and 2006).

2015-16 Review

Built on a firm foundation of academic excellence and superior athletic performance, the Pac-12 Conference renewed its undisputed claim as the Conference of Champions® in 2015-16. At the same time, its accomplishments and milestones extended beyond the fields and courts to the classrooms, and beyond its traditional geographic footprint all the way to Asia.

On the field, the Pac-12 rises above the rest, claiming an incredible 150 NCAA team titles since 1999-2000, including a nation-leading 10 in 2015-16, an average of nearly 10 championships per academic year. Even more impressive has been the breadth of the Pac-12's success, with championships coming in 29 different men's and women's sports. The Pac-12 has led or tied the nation in NCAA Championships in 51 of the last 56 years, the only exceptions being in 1980-81, 1988-89, 1990-91 and 1995-96 when the Conference finished second, and only twice finished third in 1998-99 and 2004-05.

For the 11th-consecutive year, the Pac-12 had the most or tied for the most NCAA titles of any conference in the country, winning at least six every year since 2000-01. No other conference has won double-digit NCAA crowns in a single year, the Pac-12 doing so eight times, including a record 14 in 1996-97.

Spanning nearly a century of outstanding athletics achievements, the Pac-12 was the first conference to reach 400 championships in 2010-11. With the inclusion of Colorado and Utah, the Conference surpassed another major milestone, with league teams capturing 450 titles, outdistancing the next conference by nearly 200. In all, Conference teams have won 488 NCAA Championships (295 men's, 164 women's, 29 combined).

Pac-12 members have won 295 NCAA team championships on the men's side, 77 more than the next closest conference. Men's NCAA crowns have come at a phenomenal rate for the Pac-12 - 16 basketball titles by six schools, 54 tennis titles, 47 outdoor track & field crowns, and 28 baseball titles. Pac-12 members have won 25 of 47 NCAA titles in volleyball, 42 of 47 in water polo, 29 in skiing, and 24 in swimming & diving national championships.

Individually, the Conference has produced an impressive number of NCAA individual champions. Over 2,000 (2,248) individual crowns have been won by Pac-12 student-athletes over the years with 1,352 by male student-athletes. Student-athletes have also captured 179 individual titles at combined championships (ie., skiing and fencing).

On the women's side, the story is much the same. Since the NCAA began conducting women's championships 35 years ago, Pac-12 members have claimed at least four national titles in a single season on 26 occasions, including a current streak of 16-consecutive years, dating back to 2000. Overall, the Pac-12 has captured 164 NCAA women's titles, easily outdistancing the SEC, which is second with 99. Pac-12 members have dominated a number of sports, winning 23 softball titles, 22 tennis crowns, 14 volleyball titles, 17 of the last 27 trophies in golf, and 14 in swimming & diving.

Pac-12 women student-athletes shine nationally on an individual basis, as well, having captured an unmatched 714 NCAA individual crowns, an average of over 20 championships per season.

The Pac-12's excellence is further proven in the annual Division I Learfield Sports Directors' Cup competition, the prestigious award that honors the best overall collegiate athletics programs in the country. STANFORD continued its remarkable run and won a remarkable 22nd-consecutive Directors' Cup in 2015-16 to lead the Conference. Six Pac-12 member institutions ranked among the top-15 Division I programs, and a remarkable seven institutions were in the top 25: No. 1 STANFORD, No. 4 USC, No. 6 UCLA, No. 10 OREGON No. 11 CALIFORNIA, No. 14 WASHINGTON and No. 25 ARIZONA. At least five member institutions have been ranked in the top 20 in all but one year of the Director's Cup program, with seven appearing in the top 20 on five different occasions (1998, 2001, 2003, 2005 and 2006).

Pac-12 Conference History

The roots of the Pac-12 Conference date back nearly 100 years to December 2, 1915, when the Pacific Coast Conference (PCC) was founded at a meeting at the Oregon Hotel in Portland, Ore. The original membership consisted of four schools - the University of California at Berkeley, the University of Washington, the University of Oregon, and Oregon State College (now Oregon State University). All still are charter members of the Conference.

Pacific Coast Conference play began in 1916 and, one year later, Washington State College (now Washington State University) was accepted into the league, with Stanford University following in 1918.

In 1922, the PCC expanded to eight teams with the admission of the University of Southern California (USC) and the University of Idaho. In 1924, the University of Montana joined the league roster and in 1928, the PCC grew to 10 members with the addition of UCLA.

The Pacific Coast Conference competed as a 10-member league until 1950, with the exception of 1943-45 when World War II curtailed intercollegiate athletic competition to a minimum. During that time, the league's first commissioner was named. Edwin N. Atherton was Commissioner in 1940 and was succeeded by Victor O. Schmidt in 1944. In 1950, Montana resigned from the Conference and the PCC continued as a nine-team Conference through 1958.

In 1959, the PCC was dissolved and the Athletic Association of Western Universities (AAWU) was formed with Thomas J. Hamilton was appointed Commissioner of the new league. The original AAWU membership included California, Stanford, USC, UCLA and Washington. Washington State joined the membership in 1962, while Oregon and Oregon State joined in 1964. Under Hamilton's watch, the name Pacific-8 Conference was adopted in 1968. In 1971, Wiles Hallock took over as Commissioner of the Pac-8.

Ten years later, on July 1, 1978, the University of Arizona and Arizona State University were admitted to the league and the Pacific-10 Conference became a reality. In 1986-87, the league took on a new look, expanding to include 10 women's sports. Since then, the Conference has been considered the premiere league in women's athletics, securing the most NCAA titles in women's sports of any conference nearly every year.

Thomas C. Hansen was named the Commissioner of the Pac-10 in 1983, a role he would hold for 26 years until 2009, and was succeeded by current Commissioner Larry Scott, who took on the new role in July 2009.

During the 2010-11 academic year, the University of Colorado accepted its invitation to join the Pac-12 on June 11, 2010, and on June 17, 2010, the University of Utah agreed to join the Conference. The Buffaloes and Utes officially became the 11th and 12th members of the Conference on July 1, 2011, the first additions to the league since 1978.

It was during that 2010-11 academic year that Scott helped deliver monumental changes that transformed the Conference into a modern 12-team league. In addition to expanding to 12 teams, member institutions agreed to equal revenue sharing for the first time in the Conference's history, created two divisions - the North and the South, for football only and established a Football Championship Game for the first time ever. He also secured a landmark media rights deal that dramatically increased national exposure and revenue for each school, establishing the Pac-12 Networks and Pac-12 Digital Network that guaranteed enhanced exposure across all sports.

Currently, the Pac-12 sponsors 11 men's sports and 12 women's sports, with beach volleyball added in 2015-16. Additionally, the Conference is a member of the Mountain Pacific Sports Federation (MPSF) in four other men's sports and three women's sports.

The Pac-12 Conference offices are located in the heart of San Francisco in the SOMA district.

PAC-12 CONFERENCE RELEASES 2016 FOOTBALL SCHEDULE

SAN FRANCISCO – The Pac-12 Conference announced today its 2016 football schedule that pairs a competitive nine-game Conference schedule with a non-conference slate that includes four contests against teams currently ranked in the *CFP* Top 15 – No. 2 Alabama, No. 8 Notre Dame (2), and No. 14 Michigan. In all, more than a third of the Pac-12's non-conference schedule pits the league against a Power 5 conference opponent, as well as independents Notre Dame and BYU.

“Not only is the nine-game Conference schedule demanding for each of our teams, but they continue to test themselves with an array of impressive non-conference opponents too,” said Pac-12 Commissioner Larry Scott. “These are the types of big-time matchups Pac-12 fans will enjoy watching next season.”

In addition, traditional rivalry games will be played over the last two weeks of the season, followed by the Pac-12 Football Championship Game at Levi's Stadium in Santa Clara, Calif., on Friday, December 2.

The 2016 season is scheduled to get under way on Saturday, August 27, as CALIFORNIA travels to Sydney, Australia to take on Hawai'i. While California received a waiver from the NCAA to begin the season a week early, the actual season-opening games for the rest of the Conference will take place Thursday, September 1 through Saturday, September 3 where a couple of Saturday showdowns with the SEC loom when UCLA visits Texas A&M and USC meets Alabama at AT&T Stadium in Arlington, Texas.

In a rematch of the Pac-12 Football Championship Game, USC opens up league play at STANFORD during the third week of the season. That weekend also features several marquee road non-conference contests as UCLA travels to BYU, while COLORADO visits Michigan and OREGON heads to Nebraska in a couple of Big Ten matchups.

Every football game played at Pac-12 sites will be televised. A combination of the ESPN channels, ABC, FOX and FOX Sports 1 will broadcast 44 games nationally and Pac-12 Networks will offer 35 games to national and international audiences. Exact broadcast schedules will be determined at a later date.

The 2016 Conference schedule features five games on four Thursday night dates that includes three key league matchups between CALIFORNIA at USC on October 27, UCLA at COLORADO on November 3, and UTAH at ARIZONA STATE on November 10. In addition, the schedule's seven games on five Friday dates is highlighted by a pair of Friday, November 25 rivalry games featuring ARIZONA STATE at ARIZONA in the Territorial Cup and WASHINGTON at WASHINGTON STATE in the Apple Cup.

The decision was made to schedule the cross-division UCLA at CALIFORNIA game on the final week of the 2016 season in keeping with the terms of scheduling commitments approved by the Pac-12 Directors of Athletics to maintain the late-season games between Stanford/USC and Notre Dame.

(2016 Pac-12 football schedule to follow)

2016 PAC-12 FOOTBALL SCHEDULE
(subject to change)

Sat., Aug. 27

Hawai'i vs. CALIFORNIA (1)

Thurs., Sept. 1

Southern Utah at UTAH
OREGON STATE at Minnesota

Fri., Sept. 2

Colorado State vs. COLORADO (2)
Kansas State at STANFORD

Sat., Sept. 3

ARIZONA vs. BYU (3)
Northern Arizona at ARIZONA STATE
USC vs. Alabama (4)
UCLA at Texas A&M
UC Davis at OREGON
Rutgers at WASHINGTON
Eastern Washington at WASHINGTON STATE

Sat., Sept. 10

Grambling at ARIZONA
Texas Tech at ARIZONA STATE
Utah State at USC
UNLV at UCLA
Idaho State at COLORADO
BYU at UTAH
Virginia at OREGON
Idaho at WASHINGTON
WASHINGTON STATE at Boise State
CALIFORNIA at San Diego State

Sat., Sept. 17

Hawai'i at ARIZONA
ARIZONA STATE at UTSA
USC at STANFORD
UCLA at BYU
COLORADO at Michigan
UTAH at San Jose State
OREGON at Nebraska
Idaho State at OREGON STATE
Portland State at WASHINGTON
Idaho at WASHINGTON STATE
Texas at CALIFORNIA

Fri., Sept. 23

USC at UTAH

Sat., Sept. 24

WASHINGTON at ARIZONA
CALIFORNIA at ARIZONA STATE
STANFORD at UCLA
COLORADO at OREGON
Boise State at OREGON STATE

Fri., Sept. 30

STANFORD at WASHINGTON

Sat., Oct. 1

ARIZONA at UCLA
ARIZONA STATE at USC
OREGON STATE at COLORADO
UTAH at CALIFORNIA
OREGON at WASHINGTON STATE

Sat., Oct. 8

ARIZONA at UTAH
UCLA at ARIZONA STATE
COLORADO at USC
WASHINGTON at OREGON
CALIFORNIA at OREGON STATE
WASHINGTON STATE at STANFORD

Sat., Oct. 15

USC at ARIZONA
ARIZONA STATE at COLORADO
UCLA at WASHINGTON STATE
UTAH at OREGON STATE
STANFORD at Notre Dame

Fri., Oct. 21

OREGON at CALIFORNIA

Sat., Oct. 22

WASHINGTON STATE at ARIZONA STATE
UTAH at UCLA
COLORADO at STANFORD
OREGON STATE at WASHINGTON

Thurs. Oct. 27

CALIFORNIA at USC

Sat., Oct. 29

STANFORD at ARIZONA
ARIZONA STATE at OREGON
WASHINGTON at UTAH
WASHINGTON STATE at OREGON STATE

Thurs., Nov. 3

UCLA at COLORADO

Sat., Nov. 5

ARIZONA at WASHINGTON STATE
OREGON at USC
OREGON STATE at STANFORD
WASHINGTON at CALIFORNIA

Thurs., Nov. 10

UTAH at ARIZONA STATE

Sat., Nov. 12

COLORADO at ARIZONA
USC at WASHINGTON
OREGON STATE at UCLA
STANFORD at OREGON
CALIFORNIA at WASHINGTON STATE

Sat., Nov. 19

ARIZONA at OREGON STATE
ARIZONA STATE at WASHINGTON
USC at UCLA
WASHINGTON STATE at COLORADO
OREGON AT UTAH
STANFORD AT CALIFORNIA

Fri., Nov. 25

ARIZONA STATE at ARIZONA
WASHINGTON at WASHINGTON STATE

Sat., Nov. 26

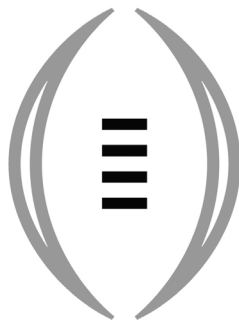
UCLA at CALIFORNIA
UTAH at COLORADO
OREGON AT OREGON STATE
Rice at STANFORD
Notre Dame at USC

Fri., Dec. 2

Pac-12 Football Championship Game (5) (FOX)

- (1) ANZ Stadium, Sydney, Australia
- (2) Sports Authority Field at Mile High, Denver, Colo.
- (3) University of Phoenix Stadium, Glendale, Ariz.
- (4) AT&T Stadium, Arlington, Texas
- (5) Levi's Stadium, Santa Clara, Calif.

- Pac-12.com -



COLLEGE FOOTBALL PLAYOFF

2016-17 College Football Bowl Schedule

DATE	GAME	LOCATION	TIME (TV)	MATCHUP
COLLEGE FOOTBALL PLAYOFF				
Jan. 9	Championship Game	Tampa, Fla.	8:30 p.m. (ESPN)	Semifinal Winners
Dec. 31	Fiesta (Semifinal)	Glendale, Ariz.	3 p.m./7 p.m. (ESPN)	TBA vs. TBA
Dec. 31	Peach (Semifinal)	Atlanta, Ga.	3 p.m./7 p.m. (ESPN)	TBA vs. TBA
SELECTION COMMITTEE BOWL GAMES				
Jan. 2	<i>Rose</i>	<i>Pasadena, Calif.</i>	<i>5 p.m. (ESPN)</i>	<i>Big Ten vs. Pac-12</i>
Jan. 2	Sugar	New Orleans	8:30 p.m. (ESPN)	SEC vs. Big 12
Jan. 2	Cotton	Arlington, Texas	1 p.m. (ESPN)	TBA vs. TBA
Dec. 30	Orange	Miami, Fla.	TBA (ESPN)	TBA vs. TBA
OTHER BOWL GAMES				
Jan. 2	Outback	Tampa, Fla.	1 p.m. (ABC)	Big Ten vs. SEC
Dec. 31	TaxSlayer	Jacksonville, Fla.	11 a.m. (ESPN)	SEC vs. Big Ten/ACC/Notre Dame
Dec. 31	Citrus	Orlando, Fla.	11 a.m. (ABC)	SEC vs. Big Ten/ACC/Notre Dame
Dec. 30	Music City	Nashville, Tenn.	3:30 p.m. (ESPN)	Big Ten/ACC vs. SEC
Dec. 30	<i>Sun</i>	<i>El Paso, Texas</i>	<i>2 p.m.</i>	<i>CC/Notre Dame vs. Pac-12</i>
Dec. 30	Liberty	Memphis, Tenn.	Noon (ESPN)	SEC vs. Big 12
Dec. 30	Arizona	Tucson, Ariz.	TBA (TBA)	C-USA vs. Mountain West
Dec. 29	<i>Alamo</i>	<i>San Antonio, Texas</i>	<i>9 p.m. (ESPN)</i>	<i>Big 12 vs. Pac-12</i>
Dec. 29	Belk	Charlotte, N.C.	5:30 p.m. (ESPN)	ACC vs. SEC
Dec. 29	Birmingham	Birmingham, Ala.	2 p.m. (ESPN)	American Athletic vs. SEC
Dec. 28	Texas	Houston, Texas	9 p.m. (ESPN)	Big 12 vs. SEC
Dec. 28	<i>Foster Farms</i>	<i>Santa Clara, Calif.</i>	<i>8:30 p.m. (FOX)</i>	<i>Big Ten vs. Pac-12</i>
Dec. 28	Russell Athletic	Orlando, Fla.	5:30 p.m. (ESPN)	ACC vs. Big 12
Dec. 28	Pinstripe	Bronx, N.Y.	2 p.m. (ESPN)	ACC vs. Big Ten
Dec. 27	<i>Cactus</i>	<i>Phoenix, Ariz.</i>	<i>10:15 p.m. (ESPN)</i>	<i>Big 12 vs. Pac-12</i>
Dec. 27	<i>Holiday</i>	<i>San Diego, Calif.</i>	<i>7 p.m. (ESPN)</i>	<i>Big Ten vs. Pac-12</i>
Dec. 27	Military	Annapolis, Md.	3:30 p.m. (ESPN)	ACC vs. American Athletic
Dec. 27	Heart of Dallas	Dallas, Texas	Noon (ESPN)	Big Ten vs. C-USA
Dec. 26	Independence	Shreveport, La.	5 p.m. (ESPN2)	ACC vs. SEC
Dec. 26	Quick Lane	Detroit, Mich.	2:30 p.m. (ESPN)	ACC vs. Big Ten
Dec. 26	St. Pete	St. Petersburg, Fla.	11 a.m. (ESPN)	ACC vs. American Athletic
Dec. 24	Hawaii	Honolulu, Hawaii	8 p.m. (ESPN)	C-USA vs. Mountain West
Dec. 23	GoDaddy	Mobile, Ala.	8 p.m. (ESPN)	MAC vs. Sun Belt
Dec. 23	Armed Forces	Fort Worth, Texas	4:30 p.m. (ESPN)	Navy vs. Big 12
Dec. 23	Bahamas	Nassau, Bahamas	1 p.m. (ESPN)	C-USA vs. MAC
Dec. 22	Famous Idaho Potato	Boise, Idaho	7 p.m. (ESPN)	Mountain West vs. MAC
Dec. 21	Poinsettia	San Diego, Calif.	9 p.m. (ESPN)	BYU vs. Mountain West
Dec. 20	Boca Raton	Boca Raton, Fla.	TBA (ESPN)	American Athletic vs. C-USA
Dec. 19	Miami Beach	Miami, Fla.	2:30 p.m. (ESPN)	American Athletic vs. MAC
Dec. 17	New Orleans	New Orleans, La.	9 p.m. (ESPN)	C-USA vs. Sun Belt
Dec. 17	Cure	Orlando, Fla.	7 p.m.	American Athletic vs. Sun Belt
Dec. 17	Camellia	Montgomery, Ala.	5:30 p.m. (ESPN)	MAC vs. Sun Belt
Dec. 17	<i>Las Vegas</i>	<i>Las Vegas, Nev.</i>	<i>3:30 p.m. (ABC)</i>	<i>Mountain West vs. Pac-12</i>
Dec. 17	New Mexico	Albuquerque, N.M.	2 p.m. (ESPN)	C-USA vs. Mountain West

All times EST

Italicized: Pac-12 Bowl Game

*schedule as of 8.5.16

2016 Arizona Football Media Guide

Arizona in the Pro Ranks

Arizona in Recent Drafts

In April 2016, safety Will Parks (6th Round, Denver) and linebacker Scooby Wright (7th Round, Cleveland) were selected in the NFL Draft. Three Wildcats were picked in the May 2014 draft, giving Arizona 23 picks in the last 10 years. Running Back Ka'Deem Carey (4th round, Chicago), cornerback Shaquille Richardson (5th round, Pittsburgh) and linebacker Marquis Flowers (6th round, Cincinnati) each got the call that season.

Wildcats in the Top Round of the NFL Draft

The University of Arizona has had 10 players selected in the first round of the National Football League draft, with the most recent being cornerback Antoine Cason in 2008.

Arizona first-round selections and draft order:

1939 (10)	Walter Ring Nielsen, running back, New York Giants
1968 (26)	Bill Lueck, guard, Green Bay Packers
1976 (16)	Mike Dawson, defensive tackle, St. Louis Cardinals
1984 (7)	Ricky Hunley, linebacker, Cincinnati Bengals
1990 (8)	Chris Singleton, linebacker, New England Patriots
1990 (11)	Anthony Smith, defensive tackle, Oakland Raiders
1991 (27)	John Fina, offensive tackle, Buffalo Bills
1999 (10)	Chris McAlister, cornerback, Baltimore Ravens
2000 (31)	Trung Canidate, tailback, St. Louis Rams
2008 (27)	Antoine Cason, cornerback, San Diego Chargers

Wildcats in in the NFL

Note: Players must be on regular-season active roster, taken in the most recent draft, signed for current year tryouts, otherwise affiliated as noted, to be listed. Bold signifies active.

Rnd.	Name, position, team
12	David Adams, running back, Dallas (1987)
8	Brad Anderson, wide receiver, Chicago (1984-85)
12	Jim Arneson, offensive line, Dallas (1973-74), Washington (1975)
2	Mark Arneson, linebacker, St. Louis, (1972-80)
9	Emil Banjavcic, back, Detroit (1942)
	Rod Barksdale, receiver, Dallas (1987)
	Kevin Barry, offensive line, Green Bay (2002-05; 2006 IR), Houston (IR, 2007)
6	Michael Bates, running back, Seattle (1993-94), Cleveland (1995), Carolina (1996-2000,02), Washington (2001), Dallas/NYJ (2003)
	Danny Baugher, punter, New England Patriots (2006 PS; NFLE 2007)
	Colin Baxter, New York Jets (2011), San Diego (2011)
	Jerry Beasley, linebacker, British Columbia (1990-91)
4	Marcus Bell, linebacker, Seattle (2000-02), Houston (2004)
	Mike Bell, running back, Denver (2006-07), New Orleans (2008-09), Philadelphia (2010)
4	Theopolis "T" Bell, flanker, Pittsburgh (1976-80), Tampa Bay (1981-85)
	Steve Boadway, linebacker, Detroit (1987)
	Tony Bouie, defensive back, Tampa Bay (1995-98)
14	Greg Boyd, defensive back, New England (1973), New Orleans (1974)
6	Brant Boyer, linebacker, Miami (1994), Jacksonville (1995-00), Cleveland (2001-04)
3	Lance Briggs, linebacker, Chicago (2003-)
2	Eben Britton, offensive tackle, Jacksonville (2009-12), Chicago (2013-14)
3	Tedy Bruschi, linebacker, New England (1996-2008)
7	Chester Burnett, linebacker, Washington (1998), Jacksonville (1999), Cleveland (2000)
9	Chris Brewer, running back, Denver (1984), Chicago (1987)
	Copeland Bryan, defensive end, Chicago (2006 PS), Buffalo (2007-08), Detroit (2009)
	Trung Canidate, running back, St. Louis (2000-02), Washington (2003-04)
1 (31)	Ka'Deem Carey, running back, Chicago, (2014-)
4	Ontiwaun Carter, running back, Calgary (1994-96)
1 (27)	Antoine Cason, cornerback, San Diego (2008-12), Arizona (2013), Carolina (2014-)
4	Chuck Cecil, safety, Green Bay (1988-92), Phoenix (1993), Houston (1995)
	Jermaine Chatman, cornerback, Denver (2004)
3	Bob Cobb, defensive end, Los Angeles (1981), Tampa Bay (1982)
	Don Corbett, center, Washington (1948)
5	Juron Criner, receiver, Oakland (2012-13)
	Larry Croom, running back, Arizona (2004)
3	Bob Crum, defensive end, St. Louis (1974)
	Jack Davis, guard, Denver (1960)
1 (16)	Mike Dawson, defensive tackle, St. Louis (1976-82), Detroit (1983), Kansas City (1984)
	Bill Demory, quarterback, N.Y. Jets (1973-74)
	Charlie Dickey, offensive line, Pittsburgh (1987)
	Curt DiGiacomo, guard, San Diego (1986), Kansas City (1988)
7	Lionel Dotson, defensive line, Miami (2008-10) Buffalo (2011)
	David Douglas, receiver, New York Giants/Tampa Bay (2012)
	Joe Drake, defensive tackle, Philadelphia (1985), San Francisco (1987)
	Biren Ealy, receiver, Tennessee (2007 developmental)
6	Hicham El-Mashtoub, center, Houston (1995-96), Tennessee (1997)
6	Ricky Elmore, defensive end, Green Bay (2011 draft); San Francisco (2012)
7	Fred W. Enke, quarterback, Detroit (1948-51), Philadelphia (1952), Baltimore (1953-54)
4	Byron Evans, linebacker, Philadelphia (1987-94)
1 (27)	John Fina, offensive tackle, Buffalo (1992-2001), Arizona (2002-04)
6	Marquis Flowers, linebacker, Cincinnati (2014)
3	Nick Foles, quarterback, Philadelphia (2012-14), St. Louis (2015)
7	Nick Folk, kicker, Dallas Cowboys (2007-09), NY Jets (2010-)
	Mike Freeman, offensive line, Denver (1984, 86-87), Los Angeles Raiders (1988)
	Phil Freeman, receiver, Tampa Bay (1985-87)
	Makai Freitas, offensive tackle, Rhein-NFLE (2001)
6	Makoa Freitas, offensive line, Indianapolis (2003-04)
6	Ron Gardin, back, Baltimore (1970-71), New England (1971)
	Frank Garcia, punter, Seattle (1981), Tampa Bay (1983-87)
11	Gary Gibson, linebacker, Boston Breakers (1983)

Rnd.	Name, position, team
	Robert Golden, defensive back, Pittsburgh (2012-)
	Steven Grace, center, Arizona (2002), NFLE-Rhein (2003)
	Adam Grant, tackle, Denver (2011 practice)
	Marsharne Graves, offensive line, Denver (1984), Indianapolis (1987)
11	Marcellus Greene, defensive back, Minnesota (1984)
15	Tom Greenfield, center, Green Bay (1939-41)
	Fritz Greenlee, receiver, San Francisco (1969)
	Daniel Greer, defensive tackle, Rhein-NFLE (2000-01)
5	Richard Griffith, tight end, New England (1993), Jacksonville (1995-00)
	Chris Gronkowski, fullback, Dallas (2010), Indianapolis (2011)
2	Rob Gronkowski, tight end, New England (2010-)
9	Al Gross, safety, Cleveland (1983-87)
	Gilbert Harris, running back, Kansas City (2007)
	Rickie Harris, back, Washington (1965-70), New England (1971-72)
3	Sean Harris, linebacker, Chicago (1995-2000), Indianapolis (2001)
11	Keith Hartwig, wide receiver, Green Bay (1977)
5	Larry Heater, running back, N.Y. Giants (1980-83)
4	Brad Henke, defensive line, Denver (1989)
2	Chris Henry, running back, Tennessee Titans (2007-09), Houston (2009)
2	Joe Hernandez, back, Washington (1964)
3	Derek Hill, receiver, Pittsburgh (1989-90), Phoenix (1991)
11	George Hinkle, defensive line, San Diego (1988-91), Washington/Minnesota (1992), Cincinnati (1993)
	Harry Holt, tight end, Cleveland (1983-86), San Diego (1987)
8	Mitch Hoopes, punter, Dallas (1975), San Diego (1976), Houston (1976-77), Detroit (1977)
	Jon Horton, receiver, London-NFLE (1991)
	Brad Hubbard, back, San Diego (1967-70)
9	Floyd Hudlow, end, Buffalo (1965), Atlanta (1967-68)
	LaMonte Hunley, linebacker, Indianapolis (1985-86)
1 (7)	Ricky Hunley, linebacker, Denver (1984-87), Phoenix (1988), Los Angeles (1989-90)
	Chris Jennings, running back, Cleveland (2009)
7	Keshon Johnson, cornerback, Chicago (1993, 95), Green Bay (1994, 1997)
2	Michael Johnson, safety, New York Giants (2007-10)
2	Vance Johnson, receiver, Denver (1985-93, 1995)
6	John Kaiser, linebacker, Seattle (1984-86), Buffalo (1987)
	Abe "Sonny" Karnofsky, back, Philadelphia (1945), Boston (1946)
9	Mark Keel, tight end, New England (1986), Seattle/Kansas City (1987)
	Jeff Kiewel, offensive guard, Atlanta (1985-87)
6	Spencer Larsen, linebacker/fullback, Denver (2008-11), New England (2012), Tampa Bay (2013)
2	Chuck Levy, running back, Arizona (1994), San Francisco (1997-98)
3	Darryll Lewis, cornerback, Houston/Tennessee (1991-98), San Diego (1999-2000)
5	Roderick Lewis, tight end, Tennessee (1994-97)
	Warren Livingston, defensive back, Dallas (1961-66)
6	Danny Lockett, linebacker, Detroit (1987-88), London-NFLE (1991-92)
7	Mike Lucky, tight end, Dallas (1999-2002)
1 (26)	Bill Lueck, guard, Green Bay (1968-74), Philadelphia (1975)
4	Brandon Manumaleuna, tight end, St. Louis (2001-05), San Diego (2006-09), Chicago (2010)
8	Stan Matalae, nose guard, Green Bay (1987)
1 (10)	Chris McAlister, cornerback, Baltimore (1999-2008), New Orleans (2009)
5	Bob McCall, back, New England (1973)
	Jeremy McDaniel, wide receiver, Buffalo (1999-2001)
6	Bill McKinley, defensive end/linebacker, Buffalo (1971)
	Marques McFadden, tackle, Atlanta (2001), Amsterdam-NFLE/Dallas (2002)
3	Steve McLaughlin, place kicker, St. Louis (1995)
11	Chris McLemore, running back, Indianapolis (1987), L.A. (1987-88)
4	John Mellekas, offensive tackle, Chicago (1956-61), San Francisco (1962), Philadelphia (1963)
	Frank Middleton, offensive guard, Tampa Bay (1997-2000), Oakland (2001-04)
	Josh Miller, punter, Pittsburgh (1996-03), New England (2003-06), Tennessee (2007)
3	Earl Mitchell, defensive tackle, Houston (2010-13), Miami (2014-)
6	Darryl Morrison, safety, Washington (1993-96)
4	Edwin Mullitalo, offensive tackle, Baltimore (1999-2006), Detroit (2007-08)
	Lee Mulleaneaux, back, New York Giants (1932)
	Nate Ness, safety, Miami (2009-10), Seattle (2010), St. Louis (2011)
1 (10)	Walter Nielsen, back, N.Y. Giants (1940)
6	John Nies, punter, Buffalo (1990), Sacramento (1991)
	Earle Nolan, tackle, Chicago (1937-38)
2	Dennis Northcutt, Cleveland (2000-06), Jacksonville (2007-08), Detroit (2009)
	Jim Oldham, end, Racine (1926)
10	Hubert Oliver, fullback, Philadelphia (1981-85), Baltimore/Houston (1986)
6	Fendi Onobun, tight end, St. Louis (2010); Seattle/Washington/Jacksonville (2011), Buffalo (2011), Chicago (2013) (UA bkb)
	Chuck Osborne, defensive tackle, St. Louis (1996), Oakland (1998-99), New England (2000)
3	Glenn Parker, offensive tackle, Buffalo (1990-96), Kansas City (1997-99), New York Giants (2000-01)
3	Ty Parten, defensive tackle, Cincinnati (1993-95), Kansas City (1997-00)
	Antonio Pierce, linebacker, Washington (2001-04), New York Giants (2005-09)
6	Scott Piper, wide receiver, Buffalo (1976)
	Jose Portilla, offensive tackle, Atlanta (1998-99)
7	DaShon Polk, linebacker, Buffalo Bills (2000-03), Houston (2004-06)
2	Brooks Reed, defensive end, Houston (2011-14), Atlanta (2015)
7	D'Aundre Reed, defensive end, Minnesota (2011-12), San Francisco/Jacksonville (2013)
5	Shaquille Richardson, cornerback, Pittsburgh, (2014)
4	Randy Robbins, defensive back, Denver (1984-92)
4	Mike Robinson, defensive tackle, Cleveland (1981-82)
3	Paul Robinson, back, Cincinnati (1968-72), Houston (1972-73)
5	Ruben Rodriguez, punter, Seattle (1987-89), New York Giants (1992)

Rnd.	Name, position, team
	Martin Rudolph, defensive back, Denver (1987)
4	Joe Salave'a, defensive tackle, Tennessee (1998-2002, San Diego (2003), Washington (2004-06))
	Brandon Sanders, safety, New York Giants (1997-1998)
7	Manuia Savea, offensive lineman, Cleveland (2000)
7	Chris Schultz, offensive tackle, Dallas (1983, 1985)
5	Yusuf Scott, offensive guard, Arizona Cardinals (1999-2001)
5	Mike Scurlock, defensive back, St. Louis (1995-98), Carolina (1999)
	Paul Shields, running back, Indianapolis (1999-2001)
1 (8)	Chris Singleton, linebacker, New England (1990-93), Miami (1993-96)
	Bronco Smilanich, back, Cleveland (1939)
1 (11)	Anthony Smith, defensive line, Los Angeles (1991-97)
	Marcus Smith, defensive line, Baltimore (2008), Buffalo (res. 2009)
7	Jimmy Sprotte, linebacker, Tennessee/Cincinnati (1998-99)
6	Hank Stanton, wide receiver, Boston (1946-47)
7	Syndric Steptoe, wide receiver, Cleveland (2007-09)
4	Ricky Stevenson, back, Cleveland (1970)
7	Joe Tafoya, defensive end, Chicago (2001-04), Seattle (2005-06), Arizona (2007)
	Robert Temple, end, Milwaukee (1940-41)
4	Mike Thomas, receiver, Jacksonville (2009-12), Detroit (2012), Arizona (2013), Houston (2014)
3	Bobby Thompson, back, Detroit (1964-68), New Orleans (1969)
	Andrae Thurman, receiver, Green Bay (2004), Tennessee (2005)
2	Joe Tofflemire, center, Seattle (1989-94)
	Vuna Tuihalamaka, linebacker, Seattle (2010, practice)
	Van Tuinei, defensive end, San Diego (1997), Indianapolis (1998), Chicago (1999-2000), Paul Vassallo, linebacker, Arizona (2012 free agent)
5	Bobby Wade, receiver, Chicago (2003-05), Tennessee (2005-06), Minnesota (2007-08), Kansas City (2009)
7	Trevin Wade, cornerback, Cleveland (2012), New Orleans (2013), Giants (2015)
2	Jackie Wallace, defensive back, Minnesota (1974), Baltimore (1975-76), Los Angeles (1977-79)
	Mark Walczak, tight end, center, Buffalo/Indianapolis (1987), Phoenix (1988), San Diego (1989, 1991)
5	Rob Waldrop, defensive tackle, Kansas City (1994-95)
11	Dana Wells, defensive line, Cincinnati (1989)
	Ray Wells, linebacker, Tennessee (2003), San Francisco (2004)
	Bob Whitlow, offensive line, Washington (1960-61), Detroit (1961-65), Atlanta (1966), Cleveland (1968)
7	Armon Williams, defensive back, Tennessee (1997)
	Rodney Williams, receiver, Oakland (1998-1999)
2	Eddie Wilson, quarterback, Kansas City (1962-64), Boston (1965)
4	Rob Woods, offensive tackle, Cleveland (1991)
	Joe Young, end, Denver (1960-61)
4	Max Zendejas, kicker, Washington (1986), Green Bay (1987-88)

Super Bowl Wildcats

Former UA players have 45 overall player appearances in the NFL Championship tilt. Three former Wildcats played in Super Bowl XLII in 2008 in Glendale, Ariz., for the most in any one season. Retired linebacker Tedy Bruschi and offensive lineman Glenn Parker lead all UA players with five Super Bowls – all of Bruschi's with the New England Patriots and Parker in four with the Buffalo Bills and one with the New York Giants. Bruschi, the NCAA career sack leader when he left college, has the best Super Bowl jewelry collection with three Championship rings as the starting middle linebacker for the Patriots in the 2000s. In 2008, starting linebacker Antonio Pierce and backup DB Michael Johnson took home championship rings for the New York Giants over Bruschi's Pats. Current Patriots tight end Rob Gronkowski has appeared in three super bowls in the last five seasons.

UA Super Bowl Players

Glenn Parker, OL	5 (1991-94, 2001; Buffalo and New York Giants)
Tedy Bruschi, LB	5 (1997, 2002, 2004-05, 2008; New England)
Vance Johnson, WR	3 (1987-88, 1990; Denver)
Randy Robbins, S	3 (1987-88, 1990; Denver)
Rob Gronkowski, TE	3 (2012, 2015; 2016 New England)
John Fina, OL	2 (1993, 1994; Buffalo)
Ricky Hunley, LB	2 (1987-88; Broncos)
Mike Freeman, C	2 (1987-88; Broncos)
Theopolis Bell, WR	2 (1979-80; Steelers)
Jackie Wallace, CB	2 (1975, 1980; Minnesota, St. Louis)
Mike Bell, RB	2010, New Orleans
Michael Johnson, DB	2008, New York Giants
Antonio Pierce, LB	2008, New York Giants
Lance Briggs, LB	2007, Chicago
Joe Tafoya, DE	2006, Seattle
Josh Miller, P	2005, New England
Frank Middleton, OL	2003, Oakland
Trung Canidate, RB	2002, St. Louis
Brandon Manumaleuna, TE	2002, St. Louis
Edwin Mulitalo, OL	2001, Baltimore
Chris McAlister, CB	2001, Baltimore
Joe Salave'a, DT	2000, Tennessee
Jose Portilla, OL	1999, Atlanta
Brad Henke, DT	1990, Denver
Mitch Hoopes, P	1976, Dallas
Ron Gardin, WR	1971, Indianapolis

Wildcats in the Pro Bowl

Nine former Wildcats have played in the NFL's Pro Bowl, for 20 total all-star honors. Chicago Bears' linebacker Lance Briggs (7) and former Carolina Panthers' return man Michael Bates (5) lead UA stars in appearances.

1992	Chuck Cecil, safety, Green Bay
1995	Darryll Lewis, cornerback, Houston
1996-2000	Michael Bates, kick return, Carolina Panthers
2003-04	Chris McAlister, cornerback, Baltimore
2004	Tedy Bruschi, linebacker, New England
2006	Lance Briggs, linebacker, Chicago
2007	Chris McAlister, cornerback, Baltimore
	Antonio Pierce, linebacker, Washington
	Lance Briggs, linebacker, Chicago (dnp)
2008	Nick Folk, kicker, Dallas
	Lance Briggs, linebacker, Chicago (dnp)
2009	Lance Briggs, linebacker, Chicago
2010	Lance Briggs, linebacker, Chicago
2011	Lance Briggs, linebacker, Chicago (dnp)
2012	Lance Briggs, linebacker, Chicago (dnp); Rob Gronkowski, tight end, New England
2013	Nick Foles, quarterback, Philadelphia (offensive MVP)
2016	Rob Gronkowski, tight end, New England (dnp)

NFL Draft History

Year	Rd	Pick	Overall	Name	Team
2016	6	44	219	Will Parks, S	Denver
	7	29	250	Scobby Wright, LB	Cleveland
2014	4	17	117	Ka'Deem Carey, RB	Chicago
	5	17	157	Shaquille Richardson, CB	Pittsburgh
	6	36	212	Marquis Flowers, LB	Cincinnati
2012	3	25	88	Nick Foles, QB	Philadelphia
	5	33	168	Juron Criner, WR	Oakland
	7	38	245	Trevin Wade, CB	Cleveland
2011	2	10	42	Brooks Reed, DE	Houston
	6	32	197	Ricky Elmore, DE	Green Bay
	7	12	215	D'Aundre Reed, DE	Minnesota
2010	2	10	42	Rob Gronkowski, TE	New England
	3	17	81	Earl Mitchell, DT	Houston
2009	2	7	39	Eben Britton, OT	Jacksonville
	4	7	107	Mike Thomas, WR	Jacksonville
2008	1	27	27	Antoine Cason, CB	San Diego
	6	17	183	Spencer Larsen	Denver
	7	5	212	Wilrey Fontenot, CB	Atlanta
	7	38	245	Lionel Dotson, DE	Miami
2007	2	18	50	Chris Henry, RB	Tennessee
	6	4	178	Nick Folk, K	Dallas
	7	14	224	Michael Johnson, S	New York Giants
	7	24	234	Syndric Steptoe, WR	Cleveland
2006	7	22	230	Kili Lefotu, OL	Washington
2003	3	4	68	Lance Briggs, LB	Chicago
	5	4	139	Bobby Wade, WR	Chicago
	6	35	208	Makoa Freitas, OL	Indianapolis
2001	4	34	129	Brandon Manumaleuna, TE	St. Louis
	7	34	234	Joe Tafoya, DE	Tampa Bay
2000	1	31	31	Trung Canidate, RB	St. Louis
	2	1	32	Dennis Northcutt, WR	Cleveland
	4	22	116	Marcus Bell, LB	Seattle
	7	1	207	Manuia Savea, OL	Cleveland
	7	45	251	DaShon Polk, LB	Buffalo
1999	1	10	10	Chris McAlister, CB	Baltimore
	4	34	129	Edwin Mulitalo, OL	Baltimore
	5	35	168	Yusuf Scott, OL	Arizona
	7	23	229	Mike Lucky, TE	Dallas
1998	4	15	107	Joe Salave'a, DT	Houston
	7	16	205	Jimmy Sprotte, LB	Houston
	7	19	208	Chester Burnett, LB	Minnesota
1997	3	3	63	Frank Middleton, OL	Tampa Bay
	7	15	216	Armon Williams, DB	Houston
1996	3	25	86	Tedy Bruschi, LB	New England
	7	13	222	Chuck Osborne, DT	St. Louis
1995	3	18	82	Steve McLaughlin, K	St. Louis
	3	19	83	Sean Harris, LB	Chicago
	5	6	140	Mike Scurlock, DB	St. Louis
	6	3	174	Hicham El-Mashtoub, C	Houston
1994	2	9	38	Chuck Levy, RB	Arizona
	5	25	156	Rob Waldrop, DT	Kansas City
	5	26	157	Roderick Lewis, TE	Houston
	6	16	177	Brant Broyer, LB	Miami
1993	3	7	63	Ty Parten, DT	Cincinnati
	5	26	138	Richard Griffith, TE	New England
	6	15	155	Darryll Morrison, DB	Washington
	7	5	173	Keshon Johnson, CB	Chicago
1992	1	27	27	John Fina, OL	Buffalo
	6	10	150	Michael Bates, WR	Seattle
1991	2	11	38	Darryll Lewis, DB	Houston
	12	12	318	Zeno Alexander, LB	Detroit
1990	1	8	8	Chris Singleton, LB	New England
	1	11	11	Anthony Smith, DL	Oakland
	3	16	69	Glenn Parker, OL	Buffalo

2016 Arizona Football Media Guide

Year	Rd	Pick	Overall	Name	Team	Year	Rd	Pick	Overall	Name	Team
	6	17	154	John Nies, P	Buffalo		19	11	228	Ed Brown, OL	Cleveland
	10	2	250	Donnie Salum, LB	Atlanta	1957	30	7	356	Art Luppino, B	Washington
1989	2	16	44	Joe Tofflemire, C	Seattle	1956	4	10	47	John Mellekas, OL	Chicago
	3	5	61	Derek Hill, WR	Pittsburgh		12	7	140	Max Burnett, B	Green Bay
	4	21	105	Brad Henke, DL	New York Giants		19	2	219	Pete Arrigoni, B	San Francisco
	4	27	111	Rob Woods, OL	Cincinnati	1955	22	9	262	Ernie Lewis, OL	Philadelphia
	11	27	306	Dana Wells, DL	Cincinnati	1953	20	9	238	Dick Christiansen, E	New York Giants
1988	4	7	89	Chuck Cecil, DB	Green Bay	1952	23	8	273	Bill Glazie, E	San Francisco
	11	16	293	George Hinkle, DT	San Diego	1951	18	7	214	Eddie Wolgast, B	Detroit
1987	4	9	93	Byron Evans, LB	Philadelphia	1950	19	11	246	John Smith, E	St. Louis
	5	19	131	Ruben Rodriguez, P	Seattle		28	9	361	Charley Hall, B	San Francisco
	6	8	148	Danny Lockett, LB	Detroit	1949	9	6	87	Johnny Smith, E	St. Louis
	8	2	197	Stan Mataele, DT	Tampa Bay		12	7	118	Harry Varner, B	Washington
	9	25	248	Alfred Jenkins, TE	Washington	1948	7	2	47	Fred Enke, B	Detroit
	11	9	288	Chris McLemore, RB	Oakland		16	3	138	Art Pollard, B	Washington
	12	2	309	David Adams, RB	Indianapolis		28	3	258	Don Corbitt, OL	Washington
1986	4	18	100	Max Zendejas, K	Dallas		30	5	280	Hilliard (Junior) Crum, DE	St. Louis
	12	12	317	Allan Durden, DB	Detroit	1946	18	6	166	Boyd Morse, E	Green Bay
1985	2	3	31	Vance Johnson, WR	Denver	1943	9	1	71	Jack Irish, OL	Detroit
	9	9	233	Joe Drake, DT	Philadelphia		21	4	194	Bob Coutchie, E	Brooklyn
	10	25	277	John Conner, QB	Seattle		32	2	297	Bob Ruman, B	Pittsburgh
	11	28	308	David Wood, DL	San Francisco	1942	6	7	47	Henry Stanton, E	Brooklyn
1984	1	7	7	Ricky Hunley, LB	Cincinnati		9	5	75	Emil Banjavic, B	Detroit
	4	5	89	Randy Robbins, DB	Denver	1941	13	10	120	Roy Conn, OL	Washington
	6	22	162	John Kaiser, LB	Seattle		15	6	136	Johnny Black, B	New York Giants
	8	16	212	Brad Anderson, WR	Chicago		21	1	191	Jack Dungan, OL	New York Giants
	9	21	245	Chris Brewer, RB	Denver	1939	1	10	10	Walt Neilson, B	New York Giants
	12	16	324	Byron Nelson, OL	New Orleans		15	9	139	Tom Greenfield, OL	Green Bay
1983	7	21	189	Chris Schultz, OL	Dallas						
	9	16	240	Mark Keel, TE	New England						
	9	22	246	Al Gross, DB	Dallas						
1982	11	18	297	Bob Carter, WR	Kansas City						
	11	19	298	Frank Kalil, OL	Buffalo						
	11	27	306	Gary Gibson, LB	San Francisco						
1981	3	10	66	Robert Cobb, DE	St. Louis						
	4	9	92	Mike Robinson, DE	Cleveland						
	10	27	275	Hubert Oliver, RB	Philadelphia						
	11	20	296	Marcellus Greene, DB	St. Louis						
1980	2	26	54	Cleveland Crosby, DE	Cleveland						
	5	1	111	Mark Streeter, DB	Detroit						
	6	26	164	Larry Heater, RB	Kansas City						
1977	11	17	296	Charles Nash, WR	Cleveland						
	11	27	306	Keith Hartwig, WR	Minnesota						
1976	1	22	22	Mike Dawson, DT	Arizona						
	4	28	120	Theo Bell, WR	Pittsburgh						
	6	15	171	Scott Piper, WR	Buffalo						
	13	7	354	Brian Murray, OL	Cleveland						
	16	14	445	Dennis Anderson, P	Kansas City						
1975	8	18	200	Mitch Hoopes, P	Dallas						
	9	17	225	Rousell Williams, DB	Denver						
	11	7	267	Vince Phason, DB	San Diego						
	13	7	319	Jim Upchurch, RB	New Orleans						
	15	18	382	Willie Hamilton, RB	Dallas						
1974	15	16	380	Ransom Terrell, LB	Cleveland						
1973	2	8	34	Jackie Wallace, DB	Minnesota						
	3	15	67	Bob Crum, DE	Cleveland						
	5	17	121	Bob McCall, RB	Cincinnati						
	6	4	134	Marty Shuford, RB	New Orleans						
	11	24	284	Bob White, DB	Pittsburgh						
	12	21	307	Jim Arneson, OL	Dallas						
	14	26	364	Greg Boyd, RB	Miami						
1972	2	6	32	Mark Arneson, LB	Arizona						
	2	26	52	Charles McKee, WR	Dallas						
	9	18	226	Larry McKee, OL	Cleveland						
	16	1	391	Brian Linstrom, QB	Buffalo						
1971	6	15	145	Bill McKinley, DE	Buffalo						
	13	6	318	John Eggold, DE	New York Jets						
	14	9	347	Willie Lewis, RB	Chicago						
	14	17	355	Doug Klausen, OL	Arizona						
1970	4	21	99	Ricky Stevenson, DB	Cleveland						
	6	18	148	Ron Gardin, DB	Indianapolis						
	11	10	270	Gary Klahr, LB	New Orleans						
1969	9	14	222	Joe Aluise, RB	Chicago						
1968	1	26	26	Bill Lueck, OG	Green Bay						
	3	27	82	Paul Robinson, RB	Cincinnati						
	11	1	274	Wally Scott, DB	Cincinnati						
	12	10	310	Ed Caruthers, DB	Detroit						
	17	7	442	Bill Nemeth, C	Miami						
1966	11	2	157	Darrell Hoover, RB	St. Louis						
1965	9	7	119	Floyd Hudlow, RB	Philadelphia						
	13	7	175	John Fouse, TE	Philadelphia						
1964	9	11	123	John Briscoe, LB	Cleveland						
1962	2	1	15	Joe Hernandez, RB	Washington						
	2	10	24	Eddie Wilson, QB	Detroit						
	3	10	38	Bobby Thompson, RB	Detroit						
1961	12	4	158	Walt Mince, B	St. Louis						
1958	15	5	174	Jack Davis, OL	Washington						

All-Americans

1947	Fred W. Enke, Back (3rd – AP)
1951	Jim Donarski, G (2nd – AP)
1955	Art Luppino, Back (2nd – Williamson)
1961	Eddie Wilson, QB (3rd – AP)
1968	Tom Nelson, T (3rd – AP)
1971	Mark Arneson, LB (1st – Sporting News)
1972	Jackie Wallace, DB (1st – UPI/TSN; 3rd – AP)
1973	Jim O'Connor, OT (3rd – AP/FN)
1975	Theopolis "T" Bell, WR (1st – NEA); Mike Dawson, DT (2nd – AP)
1976	Keith Hartwig, WR (3rd – FN)
1979	Cleveland Crosby, DT (3rd – AP/UPI)
1982	Ricky Hunley, ILB (Consensus – 1st; 1st – AP/Kodak; 2nd – FN)
1983	Ricky Hunley, ILB (Unanimous – 1st: AP/Kodak, UPI, FWAA)
1984	LaMonte Hunley, ILB (3rd – FN)
1985	Allan Durden, S (1st – UPI, NEA, Walter Camp, FN); Max Zendejas, PK (2nd – Sporting News; 3rd – FN)
1986	Byron Evans, ILB (2nd – AP, FN); Joe Tofflemire, C (2nd – FN); Chuck Cecil, S (2nd – Sporting News; 3rd – FN)
1987	Chuck Cecil, S (Consensus 1st: Kodak, FN, UPI, Walter Camp); Joe Tofflemire, C (2nd – FN)
1988	Joe Tofflemire, C (1st – FN)
1989	Glenn Parker, OL (2nd – FN); Chris Singleton, OLB (2nd – Sporting News)
1990	Darryll Lewis, CB (Unanimous 1st: AP, UPI, FWAA, Walter Camp, Kodak)
1992	Rob Waldrop, NG (Consensus 1st: AP, UPI, FWAA; 2nd – FN); Josh Miller, P (1st – FWAA, Sporting News)
1993	Rob Waldrop, DT (Unanimous 1st); Tedy Bruschi, DE (2nd – AP); Sean Harris, ILB (3rd – AP)
1994	Tedy Bruschi, DE (Consensus 1st); Steve McLaughlin, PK (Consensus 1st); Tony Bouie, FS (Consensus 1st)
1995	Tedy Bruschi, DE (Unanimous 1st)
1997	Chris McAlister, CB (3rd – Sporting News)
1998	Chris McAlister, CB (Unanimous 1st: FWAA, AFCA, Walter Camp, AP, FN, Sporting News); Yusuf Scott, OG (2nd – FN, 3rd – AP); Trung Canidate, RB (3rd – AP); Keoni Fraser, DL (Freshman – Sporting News); Makoa Freitas, OG (Freshman – Sporting News)
1999	Dennis Northcutt, KR (Consensus 1st: AP, FWAA, WR AFCA; 2nd – Sporting News; 3rd – FN); Trung Canidate, RB (3rd – AP, FN; 2nd – CBS/Sports Line, ABC/BCS)
2000	Clarence Farmer, RB (Freshman – Sporting News, Rivals.com); Michael Jolivet, CB (Freshman – Sporting News); Reggie Sampay, C/G (Freshman 3rd – Sporting News; Freshman – Rivals.com)
2002	Bobby Wade, WR (2nd – Sporting News)
2004	Antoine Cason, CB (Freshman – Sporting News, FWAA, Rivals.com); Peter Graniello, OL (Freshman 2nd – Sporting News, Rivals.com)
2005	Danny Baugher, P (1st – Pro Football Weekly; 3rd – AP); Mike Thomas, WR (Freshman 2nd – Sporting News); Johnathan Turner, DE (Freshman 3rd – Sporting News); Willie Tuitama, QB (Freshman HM – Sporting News); Ronnie Palmer, LB (Freshman HM – Sporting News)
2006	Antoine Cason, CB (2nd – SI.com/Rivals.com); Nick Folk, P (3rd – Rivals.com)
2007	Eben Britton, OT (Freshman 2nd – Sporting News; 2nd – Rivals.com)
2007	Antoine Cason, CB (Consensus 1st: Walter Camp, AP, Sporting News; 1st – CBS Sports, ESPN.com, Rivals.com, SI.com, CollegeFootballNews.com); Spencer Larsen, LB (2nd – Rivals.com; 3rd – CollegeFootballNews.com); Mike Thomas, WR (3rd – CFN.com); Rob Gronkowski, TE (Freshman – Sporting News, Rivals.com, CollegeFootballNews.com); Colin Baxter, OL (3rd – CollegeFootballNews.com; HM – Sporting News)
2008	Keenyn Crier, P (Freshman 1st – FWAA; Freshman 2nd – Sporting News, Rivals.com; 1st – CollegeFootballNews.com); Nic Grigsby, RB (HM – Sporting News, CollegeFootballNews.com)
2009	Rob Gronkowski, TE (3rd – AP; HM – Pro Football Weekly)
2010	Keola Antolin, RB (Freshman HM – CollegeFootballNews.com)
2009	Trevin Wade, CB (3rd – CollegeFootballNews.com)
2010	Juron Criner, WR (2nd – SI.com, CBSsports.com; 3rd – Rivals.com)
2010	Colin Baxter, C (2nd – Rivals.com); Justin Washington, DT (Freshman – Sporting News; 1st – CollegeFootballNews.com; 2nd – Phil Steele)
2011	Tra'Mayne Bondurant, S (2nd – Phil Steele Freshman)
2012	Fabbians Ebbele, OT (1st – Sporting News Freshman)
2012	Ka'Deem Carey, RB (Consensus 1st: Walter Camp, Associated Press, AFCA, Sporting News; 1st – CBSsports.com, Athlon Sports, Scout.com/FoxSportsNet.com, Lindy's Sports, Sports Illustrated, 2nd – Phil Steele); Austin Hill, WR (Phil Steele – 4th)
2013	Ka'Deem Carey, RB (Consensus 1st: Walter Camp, Associated Press, AFCA, FWAA; 1st – ESPN.com, Athlon, USA Today, SB Nation, Lindy's, SI.com, CBSsports.com, FoxSports.com); Nate Phillips, WR (FWAA Freshman)
2014	Scooby Wright III, LB (Freshman – 247Sports.com, Freshman 2nd – Athlon Sports)
2014	Jacob Alsadek, OL (Freshman – USA Today); Drew Riggleman, P (HM – SI.com)
2014	Scooby Wright III, LB (Unanimous 1st; 1st – Phil Steele, Athlon Sports, SI.com, USA Today SB Nation, Scout.com)

Academic All-Americans

(Elected by CoSIDA)	
1968	Mike Moody, G
1975	Jon Abbott, DT
1976	Jon Abbott, DT
1977	Jon Abbott, DT
	Doug Henderson, DB (2nd)
1978	Jeff Whitton, MG (2nd)
1979	Jeff Whitton, MG (1st)
1982	Ivan Lesnik, DL (2nd)
1983	Ivan Lesnik, DL (2nd)
1985	Chuck Cecil, DB (2nd)
1986	Chuck Cecil, DB (1st)
1987	Chuck Cecil, DB (1st)
1996	Wayne Wyatt, C (1st)
2012	John Bonano (2nd)

Scholar-Athlete Awards

2012 Pac-12 Football Scholar-Athlete - John Bonano

John Bonano earned NCAA and Pac-12 Postgraduate Scholarships, the Pac-12 Tom Hansen Medal. He was named a 2012 CoSIDA Second-Team Academic All-American, the 2012 Pac-12 Football Scholar-Athlete of the Year, was a three-time Pac-12 All-Academic honoree.

In 2012, Bonano ranked fifth in the Pac-12 in scoring and No. 1 among kickers with 7.8 points per game. In his final campaign, he was 58-of-59 in PATs and 14-of-20 in field goals. He also ran in for a two-point conversion against ASU. Bonano's PAT with 0:19 to play in the Gildan New Mexico Bowl gave the Wildcats the go-ahead score to win the game, 49-48. He owns the school record for consecutive PAT kicks made with 73.

Additionally, Bonano earned a 2013 Pillar of Excellence Award, given out by Arizona's Honors College to distinguished graduating seniors. On March 3, Bonano was honored by the Southern Arizona Chapter of the National Football Foundation as a 2013 Scholar-Athlete. He earned his degree in physiology in December 2012.

2007 ToyoTires Pac-10 Scholar-Athlete - Spencer Larsen

A two-time first-team Academic All-Pac-10 selection, Arizona linebacker Spencer Larsen became the first league football player named in the initial group of student-athletes to receive the conference's new Scholar-Athlete Award. Larsen's 3.70 grade point average in regional development, his first-team All-Pac-10 playing honor and his exemplary citizenship and scholastic standing helped him earn the award. He led the Pac-10 with 131 tackles his senior year, led Arizona with 15.5 tackles for loss, was in on seven fumble plays (4 FR and 3 FF) and knocked down five passes. He finished his career with a total of 312 tackles. He was a 2007 finalist for the Wuerffel Trophy awarded annually to a top citizen-athlete among national collegiate football players, and an All-America selection by rivals.com (2nd team) and cfm.com (3rd).

2003 Woody Hayes Scholar-Athlete - Jason Johnson

University of Arizona senior quarterback Jason Johnson won the 2003 Woody Hayes National Scholar-Athlete Award in January 2003, honoring an exemplary year as the outstanding man in Division I athletics.

Johnson, who made outstanding appearances in both the East-West Shrine Game and Hula Bowl, earned Academic All-Pac-10 first-team quarterback honors for the second consecutive year, was a Verizon District VIII first-team Academic pick, won a berth on the American Football Coaches "Good Works Team" and completed his final year at Arizona with more than a dozen single-season, career or UA top-10 marks in passing and total offense. He was named the team's Most Valuable Offensive Player for 2002 and elected a co-captain by his teammates. He was a Canadian Football League quarterback and Grey Cup Champion for Edmonton after his graduation.

Johnson completed his undergraduate studies in 2001 with a 3.79 grade point average in business management, then was a honors graduate student in religious studies his final two semesters. Among his community activities were the Fellowship for Christian Athletes, Drug Free School Program, youth basketball coaching, Adopt a Family, Race for a Cure Cancer Walk and numerous youth-oriented speaking engagements.

1996 Football Foundation Scholar-Athlete - Wayne Wyatt

A two-year starting center on the Wildcat football teams of 1995-96 and eventually one of three team captains, Wayne Wyatt earned respectable numbers on the field. But his numbers off the field captured national attention — namely his 3.941 grade point average. He was selected as one of the 16 National Football Foundation and College Hall of Fame National Scholar-Athletes in 1996, with an \$18,000 scholarship for post-graduate studies, which he used for dental school. Wyatt was named to the 1996 GTE Academic All-America football first team by the College Sports Information Directors of America, Arizona's fifth player to earn first-team scholastic honors.

Wyatt earned Pacific-10 All-Academic and GTE All-District 8 honors. He was honored as one of the UA's distinguished scholar-athletes, named every semester to the Dean's List and earned Phi Beta Kappa honors as well. He received a bachelor's degree in philosophy in August 1995 and a master's degree in business administration in May 1997.

2016 Arizona Football Media Guide

National Players of the Year

1990 Jim Thorpe Award - Darryll Lewis

Arizona defensive back Darryll Lewis won the 1990 Jim Thorpe Award as the country's top defensive back. Lewis, who was inducted into Arizona's Sports Hall of Fame in 1995, finished his career with 14 interceptions, played in the Hula Bowl, was a third-round NFL pick and is a regular NFL starter. He was the 1990 Pac-10 Defensive Player of the Year.

Lewis was a game-turning defensive back; such as the time his interception return of 70 yards for a score helped UA beat UCLA. Or his goal-line stop of scrambling Oregon quarterback Bill Musgrave at the goal line to preserve another victory. Those were huge plays by a big-time player, but a few of many he provided as a four-year letterman from 1987-1990.

1993 Outland Trophy - Rob Waldrop

Wildcat defensive tackle Rob Waldrop capped a tremendous career as the winner of the Outland Trophy for the nation's top interior lineman in 1993.

Opponents double- and triple-teamed him at times in an effort to contain his pass rush and run-stopping techniques. Among his 53 tackles that year were 14 for losses, including eight sacks — a remarkable feat for an interior lineman. In his final two seasons, he had 18 sacks and spearheaded the play, which spawned the Wildcats' "Desert Swarm" nickname. He also won the Football Writer's inaugural Defensive Player of the Year Award, now called the Bronko Nagurski Award. He was named UPI Lineman of the Year as well.

In a superior effort at the 1994 Fiesta Bowl, Waldrop helped pin Miami with its back to the goal and came up with another sack, helping Arizona beat Miami, 29-0.

1994 Lou Groza Award - Steve McLaughlin

Arizona's Steve McLaughlin topped a remarkable four-year career in 1994 by winning the Lou Groza Collegiate Place Kicker Award as the nation's best — the player you want to kick one in the clutch. He certainly did in 1994, earning consensus first-team All-America honors.

He made 80 percent of his kicks during the season, including an amazing 12-of-16 from beyond 40 yards and 3-of-5 from beyond 50 yards. Subtracting a couple of monster tries at the end of periods, he was 23-of-27 from 57 yards and in. He led the Pac-10 in scoring with 95 points in 1994 and was first in the league and second nationally with 2.1 field goals per game. He kicked a career-best 54-yard field goal against California to earn an AT&T Long Distance Award for the longest kick of the week. He made all 26 of his point-after kicks. He was an accomplished pooch punter from field goal formation and kicked off his final two years as well.

He finished his career with 57 field goals in 81 tries and made 112-of-119 PATs for 283 points, third on the UA's all-time scoring list.

McLaughlin acquired the 'let-me-kick-it' attitude that is so critical to the trade. He had some misses that might have turned games but kept his confidence growing. One big day for McLaughlin came when his three field goals helped beat No. 1 Washington in 1992.

1998 Mosi Tatupu Award - Chris McAlister

Arizona cornerback Chris McAlister capped an outstanding three-year Wildcat career by winning the 1998 Mosi Tatupu Special Teams Player of the Year Award as the nation's top player in the kicking game.

McAlister, a unanimous All-America pick and finalist for the Jim Thorpe Award honoring the best collegiate defensive back that year as well, was involved in Arizona's special teams from both sides of the kick.

In 1998, he set the tone for the Cats' big-play 12-1 season by returning the opening kickoff 100 yards for a touchdown at Hawai'i on the first play of the year, tying his own school record set in 1996 against UCLA. He blocked punts in each of the final two regular-season games of the year and had a third deflected punt. He returned a punt 69 yards for a score against Northeast Louisiana and returned an interception 60 yards for a score against Washington State to become only the seventh player in NCAA history to have scored on kickoff, punt and interception returns in a single season.

He was a defensive player who averaged 38 yards per game in all-purpose yardage: eight kickoff returns for a 29.5 mark, five punt returns for a 20.8 mark and five interception returns for a 12.8 figure. What it meant to the Cats for three years was like having a 12th player on the field each time McAlister took his place somewhere among the action. His 18 career interceptions placed him No. 3 on UA's all-time chart, but his special teams' play was unmatched.

2007 Jim Thorpe Award - Antoine Cason

Arizona cornerback Antoine Cason became UA's second Jim Thorpe Award winner and the latest Wildcat consensus All-American since 1999 with his superlative senior season in 2007. Among his highlight-reel plays in 2007 were interception returns of 42 yards for a score against Oregon, a 56-yard punt return for a score against the Ducks and a 60-yard interception return for a score against Oregon State. He had three other interceptions on the year to give him a career total of 15, fourth best in school history. His 165 yard on INT returns was just shy of the school record 191 yards set by Thorpe Award winner Darryll Lewis in 1990.

Cason was a two-time first-team All-Pac-10 selection. In 2007 he was named first-team All-America by Walter Camp, the Associated Press, The Sporting News, CBS Sports, ESPN.com, SI.com, Rivals.com and cfn.com. His electrifying play was no more special than his off-the-field comportment as a UA team spokesman and leader throughout his career. His 'Cason Cares' charity drive for cancer research in 2007 typified his renaissance leadership. He was Arizona's Ruby Award winner as the top male student-athlete for the 2007-08 school year. But his senior year's action on the field was special. He finished with 71 tackles, five interception, 14 passes defended, two forced fumbles, a sack and four tackles for loss. His four returns for scores (2 INT, 2 PR) set a UA standard.

2014 Chuck Bednarik Award, Rotary Lombardi Award, Bronko Nagurski Trophy - Scooby Wright III
Sophomore linebacker Scooby Wright III swept the national defensive player of the year awards in 2014. Also Arizona's sixth unanimous All-American, he was named the Pac-12 Pat Tillman Defensive Player of the Year and the CBS Sports.com, Scout.com and SB National National Defensive Player of the Year. A three-time Pac-12 Player of the Week, Wright was also the lone defensive player named Walter Camp Player of the Year Finalist.

He turned in one of the most prolific defensive seasons in NCAA history. He ranked in the top five among FBS players for total tackles (163), tackles for loss (29.0), sacks (14.0) and forced fumbles (6). He set career game-

high 19 tackles at UCLA, 5.0 TFL vs. ASU and three forced fumbles at Washington State.

Wright was instrumental in Arizona's 10-win season and bids to the Pac-12 Championship and VIZIO Fiesta Bowl Games.

National Football Foundation College Football Hall of Fame

Coach Warren Woodson - 1989 Inductee

Arizona's head coach from 1952-56, Warren Woodson was inducted to the College Football Hall of Fame in 1989. He served as Art Luppino's head coach during his NCAA-leading rushing seasons in 1954 and 1955. During his career, he coached six NCAA rushing leaders. He led the Wildcats to a 26-22-3 record during his four seasons in Tucson.

Linebacker Ricky Hunley - 1998 Inductee

One of many defensive stars at Arizona over the years, All-America linebacker Ricky Hunley was a hugely physical presence in the early 1980s and became the first Wildcat elected to the College Football Hall of Fame, with induction in 1998. He turned down a Pittsburgh Pirates baseball offer to play football at Arizona. From 1980 to 1983, Hunley was in on an amazing 566 tackles and was a consensus first-team All-American in both 1982 and 1983. He was a three-time All-Pacific-10 Conference selection and was the 1983 Pac-10 Co-Defensive Player of the Year. A team captain in 1983, he also earned Arizona's Most Valuable Player honor in helping lead the Wildcats to a 7-3-1 record. For several seasons, he played alongside his younger brother, LaMonte, also a Wildcat linebacker. Hunley led the Wildcats in unassisted tackles every year from 1981-83 with totals of 74, 100 and 99, respectively. He also set a school record recovering five fumbles in 1983. Now a professional coach, Hunley played in the NFL for seven years and participated in Super Bowls XXI and XXII as a Denver Bronco. He has coached at Southern California and Missouri and served on the Board of Directors for the Black Coaches Association and the Minority Issues Committee of the AFCA.

Coach Jim Young - 1999 Inductee

Former University of Arizona coach Jim Young joined several other coaches — Don Coryell and Jerry Claiborne — and the likes of Herschel Walker, Billy Kilmer, John Hannah, Ross Browner and several other storied players in the 1999 class of inductees into the National Football Foundation College Hall of Fame. Young, retired in Tucson, had three successful head coaching stints, including his first at Arizona from 1973 to 1976, at Purdue from 1977 to 1981 and a tour of duty at Army from 1983 to 1990. Overall, he won more than 60 percent of his games, at 120-71-2, turning around programs at each stop. At UA, he was 31-13 and posted two 9-2 seasons in 1974 and 1975, among UA's best ever. His 1973 Arizona club finished 8-3 and tied for UA's first conference title in 40 years. At Purdue, he was 38-19-1 with three bowl victories. Coaching the Cadets, he was 51-39-1 with a 2-1 bowl record. Young, who holds bachelor's and master's degrees from Bowling Green, employed passing attacks at Arizona and Purdue and installed the wishbone at Army to reach national rushing prominence. Young completed his football career as an offensive assistant on Dick Tomey's 1992-94 Arizona staffs after Tomey talked him into delaying his retirement.

Coach Darrell Mudra - 2000 Inductee

Darrell Mudra retired from collegiate football in 1988 bringing an end to a Hall of Fame career, which boasts a 200-81-4 record and two national championships. He started his collegiate head-coaching career at Adams State in 1959 and led the team to the 1962 Mineral Bowl, where they defeated Northern Illinois 23-20. In 1963 he became the head coach at North Dakota State where he successfully turned the program around from a 0-10 record the year before, to a 1964 Mineral Bowl victory. In 1965 he won his first national championship defeating Grambling 20-7 in the Pecan Bowl. He then coached the University of Arizona for two seasons and led them to the 1968 Sun Bowl. After a successful stint at Western Illinois, Mudra coached Florida State for two years before going to Eastern Illinois where he won the Division II National Championship. During Coach Mudra's tenure at Northern Iowa, he led the team to the I-AA semifinals in 1985 and 1987. The Panthers were ranked fourth nationally at the end of the 1987 season and lost to the eventual national champion Northeast Louisiana 44-41 in overtime. He was named Kodak Region 4 Coach of the Year in 1985 while at UNI. Mudra was nicknamed "Dr. Victory" because of his success at each level, but always shied away from all of the accolades, preferring to let his assistants and players take the credit.

Safety Chuck Cecil - 2009 Inductee

A two-time First Team Academic All-America selection (1986-87), Cecil starred for Arizona from 1984 to 1987, first under the late Larry Smith and then under former head coach Dick Tomey for his final year. He began as a recruited walk-on and finished his UA career as one of the Pac-10's noted and fearless safeties. A consensus All-American in 1987, Cecil was the Aloha Bowl MVP and a two-time first-team all-conference selection, plus earned second-team honors as a sophomore. He was named Pac-10 Defensive Player of the Year in 1987 and Pac-10 Player of the Week on three occasions. A three-time Pac-10 All-Academic selection, he culminated his education as a recipient of the NCAA Top VI Award, one of the nation's top scholar-athlete citations. He was named Arizona's male winner of the the Pac-10 Conference Medal.

He holds the Arizona career record with 21 interceptions and among those returned one 100 yards for a touchdown against Arizona State in 1986, one of the most electrifying moment in UA football history. Drafted in the fourth round of the 1988 draft by the Green Bay Packers, Cecil spent seven seasons in the NFL and is currently defensive coordinator for the Tennessee Titans. Cecil has served as co-chair of the University of Arizona Medical Center Foundation campaign for UMC Trauma Center.

Defensive Tackle Rob Waldrop - 2011 Inductee

A two-time consensus All-American during his junior and senior seasons, Waldrop was the Pac-10 Defensive Player of the Year in 1993, received the Outland Trophy honoring the country's top interior lineman, was voted the Top Defensive Player of the Year by the Football Writers of America (now called the Bronko Nagurski award), and was one of four finalists for the Lombardi Trophy honoring the outstanding lineman of the year.

In 1992 he was voted by opposing linemen as the Pac-10's defensive winner of the Morris Award. He earned first-team All-Pacific-10 Conference honors in 1992 and 1993 and was Pac-10 Defensive Player of the Week against Miami in 1992 and versus USC in 1993. He was named defensive MVP of the 1992 Sun Bowl. He earned Playboy Pigskin Preview All-America honors in 1993. During his senior season, Waldrop recorded 53 total tackles, 14 for losses, including eight sacks — a remarkable feat for an interior lineman. His play, which helped spawn the Wildcats' "Desert Swarm" nickname, was evident in the 1994 Fiesta Bowl when he helped guide Arizona to a shutout, 29-0 victory. He spearheaded an effort which helped the Wildcats lead the nation and set a Pac-10 record with 33 rushing yards allowed per game in 1993, when Arizona led the nation in total defense. He finished his Arizona career with an amazing 164 tackles for an interior lineman, with 44 tackles for loss and 22.5 sacks, which rate fifth in UA's history. Waldrop was drafted in '94 by the NFL's Kansas City Chiefs, played two seasons and later went on to a 1996 stint with the Toronto Argonauts of the CFL.

Defensive Tackle Tedy Bruschi - 2013 Inductee

With Bruschi as a key component, Arizona's Desert Swarm defense led the nation in scoring defense in 1992. In 1993, Desert Swarm led the nation in rushing defense and defined a squad that achieved UA's first 10-victory season, defeating Miami, 29-0, in the Fiesta Bowl. Bruschi was named Fiesta Bowl MVP.

Bruschi (1991-95) ended his career with 52 sacks, tied for the most in NCAA history. He was a consensus All-American in 1994 and a unanimous All-American in 1995.

Bruschi's celebrated senior season included the 1995 Pac-10 Defensive Player of the Year honors and winning the Morris Trophy as the league's best defensive lineman. He was a two-time finalist for the Lombardi Award and graduated with 74 tackles for loss, which ranked sixth in FBS history. Bruschi was named all-conference three times and he led the Wildcats to three bowl berths under head coach Dick Tomey.

The San Francisco native was a third-round selection by the New England Patriots in the 1996 NFL Draft. Bruschi enjoyed a 13-year career, winning three Super Bowls with the franchise. The Pro Bowler was named the Associated Press' Comeback Player of the Year in 2005 following a stroke.

Other National Honors**All-American Football Johnny Vaught Head Coach Lifetime Achievement Award**

1997 Jim Young (head 1973-76, assistant 1992-94)

Biletnikoff Award

2012 Austin Hill, WR, semifinalist

Chuck Bednarik Award

2007 Antoine Cason, CB, semifinalist

Doak Walker Award

2013 Ka'Deem Carey, RB, finalist

FN Coach of the Year

1998 Dick Tomey, finalist

Frank Broyles Award (Top Assistant Coach)

1997 Homer Smith, OC, finalist

1998 Rich Ellerson, DC, finalist

FWAA Coach of the Year

1998 Dick Tomey, finalist

George Munger Award - Coach of Year

2009 Mike Stoops, semifinalist

Jim Thorpe Award

1986-87 Chuck Cecil, S, semifinalist

1998 Chris McAllister, CB, finalist

2005 Darrell Brooks, FS, semifinalist

2006 Antoine Cason, CB, semifinalist

Lou Groza Award

2009 Jason Bondzio, semifinalist

Ray Guy Award

2005 Danny Baugher, P, finalist

Rimington Trophy

2010 Colin Baxter, C, semifinalist

Ronnie Lott Trophy

2007 Antoine Cason, CB, semifinalist

Senior CLASS Award

2012 Kyle Quinn, C, semifinalist

Strength Coach of the Year - FootballScoop.com

2009 Corey Edmond, semifinalist

Running Backs Coach of the Year - FootballScoop.com

2012 Calvin Magee

Walter Camp Alumni Award

2010 Tedy Bruschi

Walter Camp Player of the Year

2014 Scooby Wright III, LB, finalist

Wuerffel Trophy

2007 Spencer Larsen, LB, semifinalist

NFF Hampshire Honor Society

2015 Jared Tevis, S

Blair Tushaus, TE

2014 Brian Chacon, LS

Jake Fischer, LB

Tevin Hood, DL

2013 Trace Biskin, OL

John Bonano, K

2012 Paul Vassallo, LB

2009 Jason Bondzio, PK

2008 Spencer Larsen, LB

NFF HOF Campbell Trophy/Scholar-Athlete Award

2001 Eli Wnek, DE, finalist

2014 Jared Tevis, S, semifinalist

NFF Southern Arizona Chapter - Ricky Hunley Award

2009 James Tretheway, OT

2010 Corey Hall, S

2011 Anthony Wilcox, S

2012 David Roberts, WR

NCAA Top Six

1987 Chuck Cecil, S

NCAA Postgraduate Scholarship

1978 Jon Abbott

1979 Jeff Whitton

1987 Chuck Cecil

2012 John Bonano

National Academic Momentum Award

2009 Earl Mitchell, West region winner

2010 Jovon Hayes, West region winner

Swede Nelson National Sportsmanship Award

1954 Art Luppino

AFCA Good Works Team

2000 Chris Palic, P

2001 Eli Wnek, DE

2002 Jason Johnson, QB

Jewish Sports Hall of Fame

2002 Josh Miller, P, 1990-92

Virginia Sports Hall of Fame

2007 Ricky Hunley, LB, 1980-83

Arizona Sports Hall of Fame

The University of Arizona Sports Hall of Fame was established in 1976 with a charter class of 22 and since has grown to accord nearly 350 individuals, teams and relays the highest honor given in UA athletics. Of those, some 70 have UA football in their resumes.

Jon Thaddeus Abbott, 1979

Mark Arneson, 1976

Michael Bates, 1999

Theopolis (T) Bell, 1979

John Black, 1979

Teddy Bland, 1980

Tony Bouie, 2000

Ed Brown, 1997

Tedy Bruschi, 2000

Trung Canidate, 2014

Ken Cardella, 1994

Chuck Cecil, 1993

Carl W. Cooper, 1979

Michael D. Dawson, 1978

Waldo M. Dicus, 1978

James D. Donarski, 1992

James Elliott Dunseath, 1978

Fred W. Enke, 1976

Byron Evans, 1992

John Fina, 2002

Martin Gentry, 1978

Jason Wilbur Greer, 2006

Tom C. Greenfield, 1980

Rollin T. Gridley, 1982

Bill Hargis, 1988

Burrell R. Hatcher, 1986

Joe Hernandez, 1978

Bruce A. Hill, 1981

Thomas "Shanty" Hogan, '95

Ricky C. Hunley, 1989

Marty Hurd, 2008

Vance Johnson, 1991

Henry E. (Hank) Leiber, 1977

Darryll Lewis, 1995

Leon Fred Levy, 1978

Warren Livingston, 1991

Bill Lueck, 1984

Art Luppino, 1976

Chris McAllister, 2003

Harold A. McClellan, 1980

Herbert "Red" Mann, 2002

Orville (Speedy) McPherson, 1981

Steve McLaughlin, 2000

Walter R. Nielsen, 1976

Dennis Northcutt, 2006

Hubert Oliver, 1985

Harold (Porque) Patten, 1984

W. Asa Porter, 1987

Lincoln A. Richmond, 1977

Randy Robbins, 1990

Robert P. Ruman, 1980

John Byrd Salmon, 1976

Clarence (Bud) Sample, 1988

Chris Singleton, 1995

Alter Louis Slonaker, 1976

Bronco M. Smiland, 1980

Henry R. Stanton, 1976

Robert Svob, 1985

Robert Lee Thompson, 1979

Joe Tofflemire, 1994

Tom Tunncliffe, 1991

Elmer F. Vickers Jr., 1977

Rob Waldrop, 1998

Jackie Wallace, 1983

Edward A. Wilson, 1980

Edward Wolgast, 1989

Jim Young, 1996

Maximiano J. Zendejas, 1999

Selection Process

The Hall of Fame induction committee meets annually to elect the incoming class from nominations submitted by anyone in the UA community. New inductees must receive two-thirds of a quorum of the committee's membership, which must be present at the meeting.

2016 Arizona Football Media Guide

Territorial Cup Bob Moran Trophy (MVP)

2001	Bobby Wade, WR
2002	(Mike Williams-ASU)
2003	(A. Walter/L.Wade-ASU)
2004	Richard Kovalcheck, QB
2005	Terry Richardson-ASU)
2006	(Ryan Torain-ASU)
2007	(Michael Marquardt-ASU)
2008	Mike Thomas, WR
2009	Keola Antolin, RB
2010	(Brock Osweiler, QB-ASU)
2011	Nick Foles, QB
2012	(Marion Grice, RB-ASU)
2013	(D.J. Foster, RB-ASU)
2014	Nick Wilson, RB
2015	(Devin Lucien, WR-ASU)

Bowl MVPs

1979	Fiesta Bowl: Dave Liggins, S
1985	Sun Bowl: Max Zendejas, PK
1986	Aloha Bowl: Chuck Cecil, S
	Alfred Jenkins, QB
1989	Copper Bowl: Scott Geyer, S
1990	Aloha Bowl: Todd Burden, CB
1992	Sun Bowl: Rob Waldrop, DT
1994	Fiesta Bowl: Tedy Bruschi, DE Chuck Levy, TB
1994	Freedom Bowl: Tedy Bruschi, DE
1997	Insight.com Bowl: Kelvin Eafon, RB Jimmy Sprotte, LB Trung Canidate, RB
1998	Culligan Holiday Bowl: Keith Smith, QB
2008	Shrine Game Defensive MVP Spencer Larsen
2008	Pioneer Fiesta Bowl: Willie Tuitama, QB
2012	Gildan New Mexico Bowl: Matt Scott, QB Marquis Flowers, LB
2013	AdvoCare V100 Bowl: B.J. Denker, QB William Parks, S
2015	Anu Solomon, QB Scooby Wright III, LB

Sports Illustrated All-Bowl

1998	Chris McAlister, CB
------	---------------------

Little All-America

1935	Ted Bland, QB (1st, CE)
1937	Walter Nielsen, FB (1st, CE)
1938	Tom Greenfield, C (1st, CE)
1941	Henry Stanton, E (1st, AP)
1942	Jim Negri, HB (3rd, AP)
	Bob Ruman, HB (3rd, AP)

Pac-10/12 Player of Year

1983	Ricky Hunley, LB (def.)
1986	Byron Evans, LB (def.)
1987	Chuck Cecil, FS (def.)
1988	Dana Wells, NG (def.)
1990	Darryll Lewis, CB (def.)
1993	Rob Waldrop, DT (def.)
1995	Tedy Bruschi, DE (def.)
2005	Mike Thomas, WR (frosch)
2013	Ka'Deem Carey, RB (off.)
2015	Scooby Wright III, LB (def.)

Pac-10/12 Coach of Year

1992	Dick Tomey
2014	Rich Rodriguez

Pac-10/12 Morris Trophy

1987	Dana Wells, NG
1988	Joe Tofflemire, C
	Dana Wells, NG
1992	Rob Waldrop, NG

1995	Tedy Bruschi, DE
1998	Yusuf Scott, OG

All-Pac-10/12 Conference First-Team Honors

1978	Ron Beyer, TE
1979	Cleveland Crosby, DT
1980	Dave Liggins, DB
1981	Ricky Hunley, LB
1982	Ricky Hunley, LB Vance Johnson, RB Jeff Kiewel, OG Al Gross, DB
1983	Ricky Hunley, LB Randy Robbins, CB Brad Anderson, WR
1984	David Wood, DT LaMonte Hunley, LB
1985	Allan Durden, FS Byron Evans, LB
1986	Byron Evans, LB Chuck Cecil, SS Joe Tofflemire, C David Adams, RB
1987	Chuck Cecil, FS Joe Tofflemire, C Dana Wells, NG Derek Hill, WR
1988	Joe Tofflemire, C Chris Singleton, OLB Dana Wells, NG
1989	Glenn Parker, OT Anthony Smith, DT Chris Singleton, OLB Jeff Hammerschmidt, FS
1990	Darryll Lewis, CB
1991	Chuck Levy, AP
1992	Keshon Johnson, CB Rob Waldrop, NG Josh Miller, P
1993	Rob Waldrop, DT Chuck Levy, AP Tony Bouie, DB Sean Harris, LB Tedy Bruschi, DE
1994	Tedy Bruschi, DE Sean Harris, LB Brandon Sanders, DB Steve McLaughlin, PK Ontiwaun Carter, RB Warner Smith, OL
1995	Tedy Bruschi, DE Chuck Osborne, DL Brandon Sanders, DB Armon Williams, ST
1996	Chris McAlister, CB Armon Williams, ST
1997	Joe Salave'a, DT Chris McAlister, CB
1998	Chris McAlister, CB Trung Canidate, RB Marcus Bell, LB Daniel Greer, DT Yusuf Scott, OG
1999	Trung Canidate, RB Dennis Northcutt, WR
2000	Lance Briggs, LB Bobby Wade, RS
2001	Lance Briggs, LB Clarence Farmer, HB
2002	Lance Briggs, ILB Bobby Wade, WR Ray Wells, ST
2005	Darrell Brooks, CB
2006	Antoine Cason, CB Syndric Steptoe, KR Nick Folk, P
2007	Antoine Cason, CB

	Spencer Larsen, LB Mike Thomas, WR Keenyn Crier, P
2008	Eben Britton, OT Rob Gronkowski, TE Mike Thomas, WR Mike Thomas, PR
2010	Juron Criner, WR Brooks Reed, DE
2012	Ka'Deem Carey, RB
2013	Ka'Deem Carey, RB
2014	Scooby Wright III, LB

Second-Team Honors

1978	Larry Heater, RB Hubert Oliver, RB Cleveland Crosby, DT Corky Ingraham, LB
1979	Hubert Oliver, FB Dave Liggins, DB Marcellus Greene, DB
1980	Marcellus Greene, DB Mike Robinson, DT Bill Jensen, OT Sergio Vega, P
1982	Ivan Lesnik, NG Glenn Perkins, ILB
1983	Tom Tunncliffe, QB Chris Brewer, RB Max Zendejas, KS Mike Freeman, OL Marsharne Graves, OL Ivan Lesnik, DT
1984	Joe Drake, NG Steve Boadway, LB Charlie Dickey, OT David Adams RB, KR
1985	Chuck Cecil, SS Joe Tofflemire, C Max Zendejas, PK Jon Horton, WR
1986	Stan Mataele, DT Gary Coston, PK Ruben Rodriguez, P Danny Lockett, OLB Derek Hill, KR
1987	Art Greathouse, RB
1988	David Eldridge, RB Doug Pfaff, PK Darryll Lewis, CB Reggie Johnson, DT Rick Warren, OG
1991	John Fina, OT Terry Vaughn, RET
1992	Mike Heemsberge, OT Sean Harris, LB
1993	Brant Boyer, ILB Warner Smith, OG Brandon Sanders, DB
1994	Hicham El-Mashtoub, OL
1995	Kelly Malveaux, DB
1996	Joe Salave'a, DT Chester Burnett, ILB Matt Peyton, P Frank Middleton, OG
1997	Jose Portilla, OT
1998	Jeremy McDaniel, WR Keith Smith, QB DaShon Polk, LB Edwin Mulitalo, OT Brandon Manumaleuna, TE
1999	Bruce Wiggins, C Steven Grace, OG Marcus Bell, ILB
2000	Joe Tafoya, DE Michael Jolivet, CB Marques McFadden, OL Peter Hansen, ST

2002	Bobby Wade, RS Makoa Freitas, OL Mike Bell, RB
2003	Darrell Brooks, FS
2004	Copeland Bryan, DE
2005	Antoine Cason, CB Danny Baugher, P
2006	Louis Holmes, DE Spencer Larsen, LB Michael Johnson, S Eben Britton, OT Lionel Dotson, DT Devin Ross, CB
2007	Willie Tuitama, QB
2009	Colin Baxter, OL Adam Grant, OL Earl Mitchell, DT Xavier Kelley, LB Trevin Wade, CB
2010	Adam Grant, OT Ricky Elmore, DE Colin Baxter, C Mike Robinson, DT Austin Hill, WR Matt Scott, QB
2011	Trevin Wade, CB
2012	Austin Hill, WR Matt Scott, QB
2014	Steven Gurrrola, C Drew Riggleman, P
2015	Drew Riggleman, P

Honorable Mention Honors

1978	Frank Garcia, P John Schramm, OG
1979	Bill Jensen, OT Mike Robinson, DT Larry Heater, RB Mark Streeter, DB Jeff Whitton, MG Ron Catlin, OT
1980	Hubert Oliver, FB Reggie Ware, DB
1982	Brad Anderson, WR Mark Keel, TE Glenn McCormick, C Randy Robbins, DB Craig Schiller, P
1983	Jay Dobyns, WR LaMonte Hunley, ILB Joe Drake, NG John Barthalt, DT Troy Hunter, RET David Wood, DT John Kaiser, OLB Jon Horton, WR Jay Dobyns, WR Alfred Jenkins, QB Gordon Bunch, CB Lynnnden Brown, DB Max Zendejas, PK Vance Johnson, RB
1985	Gordon Bunch, CB Glenn Howell, TE Danny Lockett, OLB Ruben Rodriguez, P Craig Vesling, OLB
1986	Jim Birmingham, DT Jeff Rinehart, OT Jon Horton, WR Jeff Fairholm, WR Frank Arriola, OG
1987	Jerry Beasley, LB James DeBow, CB Art Greathouse, RB Chris Singleton, OLB
1988	James DeBow, SS David Eldridge, RB Brad Henke, DT Derek Hill, WR Bret Holley, P Kevin Singleton, ILB

#Forever65

Alonzo Washington, RB	James Hugo, TE Darrell Brooks, CB Jarvie Worcester, FS Young Thompson, DT	Tom Lynch, OT Brad Henke, DT Chris Singleton, LB John Fina, OT	Tony Ellison, WR (HM) Alex King, LB (HM) Abraham Medivil, WR (HM) Casey Skowron, PK (HM)
1989 John Brandom, OG Scott Geyer, DB Reggie McGill, RB John Nies, P Donnie Salum, LB	2003 Darrell Brooks, FS Keoki Fraser, C Marcus Smith, DE Joe Siofele, LB	1990 John Fina, OT 1991 John Fina, OT 1992 Jay Kirchoff, K 1993 Chad Ross, LS 1994 Paul Stamer, OL 1995 Wayne Wyatt, C 1996 Wayne Wyatt, C 1997 Jose Portilla, OT 1998 Eli Wnek, DE 2000 Eli Wnek, TE Brandon Nash, SS	CoSIDA Academic All-District VIII (See Acad. All-America honorees, plus:) 1996 Wayne Wyatt, C 2001 Eli Wnek, DE Jason Johnson, QB (2nd) 2002 Jason Johnson, QB 2006 Spencer Larsen, LB 2011 Paul Vassallo, LB 2012 John Bonano, K Jake Fischer, LB 2013 Jake Fischer, LB Tevin Hood, DL
1990 Ronald Veal, QB Michael Bates, KR Darren Case, LB Jeff Hammerschmidt, FS Todd Burden, CB Zeno Alexander, OLB	2004 Mike Bell, RB Antoine Cason, CB Steve Fleming, TE Keoki Fraser, C Syndric Steptoe, KR	2001 Eli Wnek, DE Jason Johnson, QB Justin Jochum, ST 2002 Jason Johnson, QB Ben DalMolin, LB/LS Darrell Brooks, DB (2nd) 2003 Lee Patterson, DB (2nd) 2004 Ben Dalmolin, LS (2nd) 2005 Darrell Brooks, FS Spencer Larsen, LB (2nd) 2006 Spencer Larsen, LB Daniel Borg, OL Nick Folk, K	Pac-10/12 Conference Medal 1979 Jeff Whitton, DT 1984 Ivan Lesnik, DT 1985 Gordon Bunch, DB 1988 Chuck Cecil, FS 1990 Chris Singleton, LB 1996 Wayne Wyatt, C 1997 Joe Salave'a, DT 2002 Brandon Nash, SS 2003 Jason Johnson, QB 2011 Brooks Reed, DE 2013 John Bonano, K
1991 Richard Holt, CB Bobby Roland, SS Ty Parten, DT Nick Fineanganofa, OG	2005 Peter Graniello, OT Mike Bell, RB Nick Folk, PK Michael Johnson, SS Syndric Steptoe, WR	2007 Spencer Larsen, LB Jason Bondzio, PK Corey Hall, DB 2008 Jason Bondzio, PK David Roberts, WR (2nd) James Tretheway, OT (2nd) Corey Hall, DB (2nd) Chris Gronkowski, HB (2nd)	Pac-12 Postgraduate Scholarship 2012 Trace Biskin, OL 2013 John Bonano, K
1992 Tony Bouie, FS Brant Boyer, LB Richard Griffith, TE Billy Johnson, FB Richard Maddox, OLB George Malauulu, QB Darryl Morrison, CB Ty Parten, DT Warner Smith, OG	2006 Eben Britton, OL Lionel Dotson, DL Yaniv Barnett, DL Chris Henry, RB Mike Thomas, WR	2009 R.J. Young, LB (2nd) 2010 Anthony Wilcox, DB Jake Fischer, LB John Bonano, K Adam Hall, S (2nd) R.J. Young, LB (2nd) 2011 John Bonano, K (1st) Paul Vassallo, LB (1st) Carter Lees, OL (2nd) Jared Tevis, S (2nd) Trace Biskin, OL (HM) David Roberts, WR (HM) 2012 Jared Baker, RB (1st) John Bonano, K (1st) Jake Fischer, LB (1st) Jared Tevis, S (1st) Trace Biskin, OL (2nd) Michael Cooper, TE (2nd) Trevor Ermisch, WR (HM) Reggie Gilbert, DL (HM)	WAC Scholar-Athlete 1968 Mike Moody 1969 Mike Moody 1978 Jon Abbott
1993 Ontiwaun Carter, RB Troy Dickey, WR Shawn Jarrett, OLB Rod Lewis, TE Steve McLaughlin, PK Jey Phillips, DB Jimmie Hopkins, DE	2007 Rob Gronkowski, TE Jason Parker, DE Jason Bondzio, PK Willie Tuitama, QB Peter Graniello, OT	2013 Jamar Allah (HM) Jared Baker (2nd) Brian Chacon (HM) Trevor Ermisch (HM) Jake Fischer (1st) Reggie Gilbert (HM) Trey Griffey (HM) Tevin Hood (2nd) Nick Isham (HM) Drew Riggleman (HM) Yamen Sanders (HM) Jake Smith (2nd) Jared Tevis (1st)	Pac-10/12 Players of the Week 1978 Def: Cleveland Crosby (UM) Off: Larry Heater (Ore.) 1979 Off: Hubie Oliver (ASU) 1980 Def: Ricky Hunley (UCLA) 1981 Off: Tom Tunncliffe (USC) 1982 Def: John Barthalt (UCLA) Ricky Hunley (ASU) Off: T. Tunncliffe (ND/UOP) Vance Johnson (SU) Tom Tunncliffe (ASU) 1983 Def: LaMonte Hunley (UU) Randy Robbins (WSU) Ricky Hunley (UCLA) Off: Chris Brewer (OSU) Tom Tunncliffe (UCLA) 1985 Def: Allan Durden (@ California) Danny Lockett (vs. SMU) Chuck Cecil (vs. Oregon) Max Zendejas (ASU) 1986 Off: David Adams (Houston) Def: Chuck Cecil (ASU) 1987 Def: Chuck Cecil (SU) Spec: Paul Kasprzyk (UW) 1988 Def: Brad Henke (WSU) Spec: Doug Pfaff (WSU/UW) 1989 Off: David Eldridge (UCLA) Def: Chris Singleton (SU) Jeff Hammerschmidt (OU) Chris Singleton (WSU) Spec: D. Pfaff (Stan/Okla/UW) John Nies (WSU) 1990 Def: Richard Maddox (Illinois) D. Lewis (Ore/UCLA/USC) Spec: Michael Bates (WSU) 1991 Off: George Malauulu (SU) Spec: C. Levy (Ohio State) 1992 Def: Rob Waldrop (Miami)
1994 Tony Bouie, FS Richard Dice, WR Lamar Harris, TE Jim Hoffman, DT Chuck Osborne, NG Dan White, QB	2008 Ronnie Palmer, LB Jason Bondzio, K Earl Mitchell, DT Nic Grigsby, RB Colin Baxter, OG Keenyn Crier, P Cam Nelson, S Brooks Reed, DE	2014 Calvin Allen, DL (HM) Jared Baker, RB (2nd) Jake Matthews, LB (2nd) Abraham Mendivil, WR (HM) Casey Skowron, K (HM) Jared Tevis, S (1st) Carter Hehr, DB (1st) Jared Baker, RB (2nd) Jake Matthews, LB (2nd) Cam Denson, CB (HM)	
1995 Richard Dice, WR Mani Ott, C Matt Peyton, P Joe Salave'a, DT Dan White, QB	2009 Ricky Elmore, DE Nick Foles, QB, Devin Ross, CB, Vuna Tuihalamaka, LB		
1996 Richard Dice, WR Jeremy McDaniel, WR Wayne Wyatt, C Van Tuinei, DT	2010 Paul Vassallo, LB Nick Foles, QB David Douglas, WR Keola Antolin, RB		
1997 Chester Burnett, LB Rusty James, C Rashee Johnson, SS Jimmy Sprotte, OLB Mike Szlauok, DE Rodney Williams, WR	2011 Nick Foles, QB Tra'Mayne Bondurant, LB John Bonano, K Kyle Quinn, C Juron Criner, WR		
1998 Dennis Northcutt, WR Kelvin Eafon, RB Manuia Savea, OT Mike Lucky, TE Bruce Wiggins, C Ryan Springston, P	2012 Dan Buckner, WR Jake Fischer, LB Kyle Quinn, C Jared Tevis, S		
1999 Greg Payne, SS DaShon Polk, OLB Keith Smith, QB	2013 Marquis Flowers, LB Tevin Hood, DL Nate Phillips, WR Jared Tevis, S Scooby Wright, LB Austin Hill, WR Cayleb Jones, WR Jonathan McKnight, CB Dan Pettinato, DL Anu Solomon, QB Jared Tevis, S Nick Wilson, RB		
2000 Keoni Fraser, DT Idris Haroon, DE Ortege Jenkins, QB Sean Keel, PK Brandon Manumaleuna, TE Antonio Pierce, LB Bruce Wiggins, C Bobby Wade, WR	2014 Austin Hill, WR Cayleb Jones, WR Jonathan McKnight, CB Dan Pettinato, DL Anu Solomon, QB Jared Tevis, S Nick Wilson, RB		
2001 Bobby Wade, WR Makoa Freitas, OT Young Thompson, DT Jason Johnson, QB Michael Jolivet, CB	2015 Reggie Gilbert, DL Will Parks, S Casey Skowron, PK		
2002 Jason Johnson, QB	Pac-10/12 All-Academic 1982 Ivan Lesnik, NG 1983 Ivan Lesnik, DT 1984 Lynnnden Brown, SS Gorden Bunch, CB 1985 Chuck Cecil, S Gordon, Bunch, CB 1986 Chuck Cecil, SS Tom Lynch, OT 1987 Chuck Cecil, FS		

2016 Arizona Football Media Guide

<p>Ty Parten (UCLA) Off: OL (Stanford) Billy Johnson (Washington) Spec: Heath Bray (Cal)</p> <p>1993 Def: Tedy Bruschi (Illinois) Rob Waldrop (USC) Off: Chuck Levy (Oregon) Spec: Jim Hoffman (Illinois) Chuck Levy (USC)</p> <p>1994 Steve McLaughlin (SU/WSU) Def: Akil Jackson (WSU) Sean Harris (Cal) Off: Richard Dice (UCLA) Spec: Matt Peyton (WSU)</p> <p>1995 Def: Brandon Sanders (WSU) Spec: A. Williams (G.Tech) Spec: Ron Holmes (Cal)</p> <p>1996 Def: Chester Burnett (WSU) 1997 Def: J. Salave'a (Ohio State) Def: Mike Szlauko (Stanford)</p> <p>1998 Def: Marcus Bell (Iowa) Marcus Bell (Washington) Off: Trung Canidate (Ore.) O. Jenkins/Keith Smith (UW) Off: Dennis Northcut (TCU)</p> <p>1999 Trung Canidate (UTEP) Def: Marcus Bell (USC)</p> <p>2000 Def: Joe Tafoya (Utah) Def: Idris Haroon (Stanford) Def: Michael Jolivet (USC) ST: Gary Love (UTEP) Off: Gary Love (WSU)</p> <p>2001 Off: Bobby Wade (ASU)</p> <p>2002 Def: Michael Jolivet (NAU) Off: Jason Johnson (Cal)</p> <p>2003 Def.: Michael Jolivet (NAU)</p> <p>2004 Def.: Antoine Cason (NAU)</p> <p>2005 Def.: Michael Johnson (OSU) ST: Nick Folk (OSU)</p> <p>2006 Def.: A. Cason (WSU/Cal) ST: Nick Folk (BYU/Ore) Off: Chris Henry (Ore)</p> <p>2007 Off: Willie Tuitama (UW) Def: Spencer Larsen (Ore) ST: Antoine Cason (Ore), Keenyn Crier (USC); Mike Thomas (UW); Jason Bondzio (UCLA)</p> <p>2008 Off: Keola Antolin (Cal) Def: Corey Hall (UCLA) ST: Keola Antolin (Toledo); Mike Thomas (UCLA)</p> <p>2009 Off: Nick Foles (Stan) Def: Devin Ross (OSU), Cam Nelson (UCLA), Earl Mitchell (USC) ST: Alex Zendejas (ASU)</p> <p>2010 Off: Nick Foles (Iowa) ST: Travis Cobb (Iowa) Def: Shaq Richardson (WSU) Def: Paul Vassallo (UW) Off: Matt Scott (UW)</p> <p>2011 ST: Jake Fischer (UCLA)</p> <p>2012 ST: John Bonano (UCLA) Def: Jake Fischer (Toledo) ST: John Bonano (OK State) ST: Kyle Dugandzic (OSU) ST: Richard Morrison (UW) Def: Marquis Flowers (USC) Off: Ka'Deem Carey (CU)</p> <p>2013 Def: Tra'Mayne Bondurant (NAU) ST: Jake Smith (UNLV) Off: Ka'Deem Carey (UW) Off: B.J. Denker (CU)</p> <p>2014 Off: Cayleb Jones (California) Def: Scooby Wright III (WSU) Def: Scooby Wright III (UCLA) ST: Casey Skowron (UW) Off: Nick Wilson (Utah)</p>	<p>ST: Drew Riggleman (Utah) Def: Scooby Wright III (ASU)</p> <p>2015 ST: Casey Skowron (Utah)</p> <p>All-Samoan All-Star Team 1993 Mu Tagoai, OL; 1994 Pulu Poumele, OL; 1995-97 Joe Salave'a, DT; 1997-98 Edwin Mulitalo, OT</p> <p>Playboy Preview All-America 1971 Mark Arneson, LB 1972 Jackie Wallace, DB 1975 Theopolis "T" Bell, WR 1979 Cleveland Crosby, DT 1982 Ricky Hunley, LB 1983 Ricky Hunley, LB 1988 Joe Tofflemire, C 1993 Rob Waldrop, DT 1995 Sean Harris, LB 1995 Tedy Bruschi, DL 2002 Clarence Farmer, RB</p> <p>All-Coast (UPI) 1954 Art Luppino, B (2nd) 1978 Ron Beyer, TE (1st) 1979 Jeff Whitton, NG (1st) 1982 Jeff Kiewel, OG (1st) Vance Johnson, RB (1st) Ricky Hunley, LB (1st) Ivan Lesnik, DL (2nd) Glenn Perkins, LB (2nd) Al Gross, DB (2nd)</p> <p>1986 Byron Evans, LB (1st) Joe Tofflemire, C (1st) David Adams, RB (2nd) Chuck Cecil, SS (2nd)</p> <p>All-Time Rocky Mountain-Southwest Team (Selected by WAC, 1969) 1st Henry Stanton, end Tom Greenfield, center 2nd Jim Donarski G, Fred Enke B</p> <p>First-Team All-WAC (Western Athletic Conference Official Coaches' Team) 1963 Floyd Hudlow, RB 1964 John Briscoe, C Floyd Hudlow, RB 1966 Jim Greth, RB Roger Myers, OT Bill Nemeth, C 1967 Tom Nelson, DT Bill Lueck, OG 1968 Ron Gardin, RB/WR Frank Jenkins, DE John Matischak, OT Tom Nelson, DT 1970 Mark Arneson, LB 1971 Mark Arneson, LB Jim Ventriglia, DT Bob White, S Jackie Wallace, CB 1972 Jim O'Connor, OT Jim Arneson, OG Marty Shuford, P Bob Crum, DE Ransom Terrell, LB Jackie Wallace, CB Bob White, S 1973 Jim O'Connor, OT Willie Hamilton, RB Roussell Williams, CB Ransom Terrell, LB 1974 Scott Piper, SE Brian Murray, OT Jim Upchurch, FB Theopolis "T" Bell, WR Mike Dawson, DT Mark Jacobs, LB</p>	<p>Dennis Anderson, S Theopolis Bell, WR/KR Bruce Hill, QB Brian Murray, OL Mike Dawson, DL Obra Erby, LB Dennis Anderson, DB/P</p> <p>1976 Keith Hartwig, WR Bill Segal, OL Lee Pistor, PK Jon Abbott, DL</p> <p>Second-Team All-WAC 1963 Jerry Zeman, tackle 1964 Tom Malloy, guard Ted Lawrence 1965 Brad Hubbert, back Tom Malloy, guard 1966 Roger Calderwood, end Joe Escalada, guard Fritz Greenlee, end 1967 John Jones, tackle Wally Scott, back Olden Lee, LB 1968 Otis Comeaux, LB Rex Macklin, tackle Mike Moody, guard Ted Sherwood, end 1969 Ron Gardin, back Rex Macklin, tackle Bill Miller, CB Ted Sherwood, end Kim Thompkins, guard 1970 Justin Lanne, safety Bill McKinley, end 1971 Bob Crum, end Marty Shuford, punter</p> <p>WAC Annual Awards 1975 Bruce Hill, back Mike Dawson, lineman 1973 Jim Young, coach Bruce Hill, rookie 1970 Bill McKinley, lineman 1968 Tom Nelson, lineman 1964 John Briscoe, lineman</p> <p>WAC All-Academic 1963 Gene Dahlquist, QB Don Kunitz, G Gerald Zeman, T 1964 Bob Beal, G Joe Escalada, G Don Kunitz, C 1965 Joe Escalada, G 1966 Fritz Greeniee, WR 1967 Mike Moody, OT Bill Nemeth, C 1968 Mike Moody, OG Doug Schlueter, DB 1969 Bill Miller, DB 1970 John Black, DB 1971 Greg Boyd, DB 1972 Jim Arneson, OG 1973 Bill Adamson, MG 1974 Dan Howard, TB Bill Adamson, DL 1975 Dan Howard, TE Jon Abbott, DT Doug Henderson, DB 1976 Jon Abbott, DT Doug Henderson, DB 1977 Jon Abbott, MG Jeff Whitton, DT Doug Henderson, DB</p> <p>All-Border Conference (Official Team, all First Team) 1933 Jason Greer, end</p>	<p>Gene Filbrun, tackle Ted Bland, QB Swede Carlson, fb</p> <p>1934 Bud Robinson, end Earle Nolan, tackle Ted Bland, QB</p> <p>1935 Roy Wallace, end Harry Clayton, tackle Joe Mullen, guard Charles Cochran, center Ted Bland, QB Ken Knox, back</p> <p>1936 Ralph Warford, end Earle Nolan, tackle Claire Preninger, back</p> <p>1937 Harry Parker, end George Rogers, tackle Tom Greenfield, center Bronko Smilanich, back</p> <p>1939 Eddie Held, end Jack Dungan, tackle John Black, back Henry Stanton, end Jack Irish, tackle Bill Flake, guard John Black, back</p> <p>1941 Henry Stanton, end Jack Irish, tackle Stan Petropolis, guard</p> <p>1942 Jack Irish, tackle Murl McCain, center Bob Ruman, back</p> <p>1946 Harry Warner, tackle 1947 Fred Enke, halfback 1948 Art Converse, center 1951 Bill Glazier, end Jim Donarski, guard Gil Gonzales, back</p> <p>1952 Dick Christiansen, end Bill Dean, tackle Jim Donarski, guard Kenny Cardella, back Buddy Lewis, tackle Kenny Cardella, back</p> <p>1954 Buddy Lewis, tackle Ed Brown, guard Paul Hatcher, center Art Luppino, back 1955 Bob Griffis, guard Paul Hatcher, center Art Luppino, back</p> <p>1957 Joe Young, end Ed Brown, guard</p> <p>1959 Marshall Pieczentkowski, C 1960 Bobby Lee Thompson, back</p> <p>Second-Team All-Border Conference Roy Conn, tackle 1940; Cal Snoddy, guard 1940; Bill Smetana, back 1941; Emil Banjavacic, back 1941; Murl McCain, center 1941; Hillard Crum, end, 1946; Virgil Marsh, guard 1946; Max Spilsbury, end, 1946; William Penn, back 1946; Harry Varner, tackle 1947; Fred Kenz, guard 1947; Charles Hall, fullback, 1947-48; Bob Larsen, end, 1948; Jim Donarski, guard 1950; Eddie Wolgast, back 1950; Buddy Lewis, tackle 1952; Glenn Bowers, center 1953; Don Beasley, fullback 1953; Paul Hatcher, center 1956; Eddie Wilson, quarterback 1960; Joe Hernandez, back 1960; Tony Matz, tackle 1960.</p> <p>Arizona Players in All-Star Games (Listed by senior year for player) (*Played Jan. 1, 1955)</p> <p>Shrine East-West Game 1939 Walt Nielsen, B 1941 Henry Stanton, E 1956 Paul Hatcher, C 1964 Floyd Hudlow, B</p>
--	---	---	---

1969 Ron Gardin, B
 1971 Mark Arneson, LB
 1972 Bob Crum, E
 Jackie Wallace, CB
 1974 Jim Upchurch, B
 1975 Dennis Anderson, S
 Mike Dawson, D
 1981 Dave Liggins, S
 Hubie Oliver, FB
 Bill Nettling, TE
 1983 Jeff Kiewel, G
 Alfred Gross, S
 1984 Larry Smith, head coach
 Brad Anderson, WR
 Tom Tunnicliffe, QB
 1985 Vance Johnson, RB
 1986 Max Zendejas, PK
 1988 Joe Tofflemire, C
 1990 John Nies, P/PK
 1991 John Fina, OT
 1993 Ty Parten, DT
 1995 Tony Bouie, S
 Sean Harris, LB
 Ontiwaun Carter, RB
 Dick Tomey, coach
 1996 Tedy Bruschi, DE
 Chuck Osborne, DT
 Brandon Sanders, S
 1997 Joe Salave'a, DT
 1998 Joe Salave'a, DT
 1999 Edwin Mulitalo, OT
 Chris McAlister, CB-dnp
 2000 Keith Smith, QB
 2001 Bruce Wiggins, C
 Joe Tafoya, DE
 2003 Jason Johnson, QB
 Makoa Freitas, OT
 Lance Briggs, LB-dnp
 Bobby Wade, WR-dnp
 2004 Steve Fleming, TE
 2005 Darrell Brooks, S
 Gilbert Harris, RB
 2006 Michael Johnson, S
 2007 Spencer Larsen, LB
 Lionel Dotson, DL
 2008 Mike Thomas, WR
 2009 Earl Mitchell, DT
 Devin Ross, CB
 2010 Adam Grant, OT
 Ricky Elmore-DE
 2011 Trevin Wade, CB
 2012 Dan Buckner, WR
 Matt Scott, QB
 2015 Lene Maiava, OL

Hula Bowl Game

1967 Woody King, B
 1971 Bill McKinley, E
 1973 Bob Crum, DE
 1974 Ransom Terrell, LB
 1975 Jim Upchurch, RB
 1976 Brian Murray, DT
 1977 Obra Erby, LB
 Keith Hartwig, WR
 1979 Ron Beyer, TE
 1980 Cleveland Crosby, DT
 1981 Mike Robinson, DT
 1984 Ricky Hunley, LB
 1985 Charlie Dickey, OT
 LaMonte Hunley, LB
 1986 Allan Durden, S (dnp)
 1987 David Adams, RB
 Jon Horton, WR
 Stan Mataele, DT
 Byron Evans, LB
 1988 Chuck Cecil, S
 1989 Derek Hill, WR
 1990 Chris Singleton, LB
 Anthony Smith, DT (dnp)

1991 Darryll Lewis, CB
 Jeff Hammerschmidt, S
 Reggie Johnson, DT
 Dick Tomey, coach
 1992 John Fina, OT (dnp)
 Dick Tomey, coach
 1993 Ty Parten, DT
 1995 Warner Smith, G
 Tony Bouie, FS
 Jim Hoffman, DT
 1996 Brandon Sanders, S (inj)
 1997 Joe Salave'a, DT
 Van Tuinei, DE
 1998 Joe Salave'a, DT
 Jose Portilla, OT
 Rashee Johnson, CB
 1999 Chris McAlister, CB
 Kelvin Eafon, RB
 Mike Lucky, TE
 Jeremy McDaniel, WR
 2000 Marcus Bell, LB
 Manuia Savea, OT
 Greg Payne, S
 Trung Canidate, RB
 2001 Makai Freitas, OT
 2002 Jermaine Chatman, CB
 2003 Jason Johnson, QB
 2004 Joe Siofele, LB
 Michael Jolivet, CB
 2006 Syndric Steptoe, WR
 2007 Wilrey Fontenot, CB
 Louis Holmes, DL
 Dominic Patrick, DB

Senior Bowl Game

1956 Art Luppino, B
 1962 Eddie Wilson, QB
 1964 Floyd Hudlow, B
 1966 Jim Greth, B
 1971 Mark Arneson, LB
 Charlie McKee, FL
 Jackie Wallace, CB
 1973 Marty Shuford, FB
 1975 Theopolis "T" Bell, WR
 Mike Dawson, DT
 1981 Mike Robinson, DT
 Dave Liggins, S
 1983 Tony Neely, DB
 1984 Randy Robbins, CB
 1985 Vance Johnson, RB
 1987 Byron Evans, LB
 1988 Chuck Cecil, S (dnp)
 1989 Derek Hill, WR
 Brad Henke, DT
 1990 Chris Singleton, LB (dnp)
 Doug Pfaff, PK
 Anthony Smith, DT
 1993 Josh Miller, P
 Keshon Johnson, CB
 1994 Rob Waldrop, DT
 Rod Lewis, TE
 1995 Claudius Wright, CB
 2003 Lance Briggs, LB
 Bobby Wade, WR
 2005 Mike Bell, RB
 2006 Nick Folk, K
 2007 Antoine Cason, CB (dnp)
 2008 Mike Thomas, WR
 2010 Brooks Reed, DE
 2011 Nick Foles, QB
 Juron Criner, WR

Blue-Gray Game

1966 Jim Greth, B
 1977 Keith Hartwig, WR
 1980 Marcellus Greene, CB
 1982 Glenn McCormick, C
 1983 Larry Smith, head coach
 Tom Tunnicliffe, QB

Brad Anderson, WR
 Marsharne Graves, OT
 John Kaiser, LB
 Ricky Hunley, LB (dnp)
 1984 David Wood, DT
 1987 Jeff Fairholm, WR
 Boomer Gibson, LB
 1988 Brad Henke, DT
 1992 Richard Holt, CB
 1997 Frank Middleton, G
 Armon Williams, LB
 2000 DaShon Polk, LB
 2001 Kevin Barry, G

Eastham Energy All-Star Game

2010 Nic Grigsby, RB
 Jermaine Chatman, CB

Casino Del Sol College All-Star Game

2011 Gino Crump WR
 Paul Vassallo, LB
 Derek Earls, LB
 Robert Golden, CB
 Mohammed Usman, DE
 David Hill, HB
 C.J. Parish, DE
 Kyle Quinn, C
 Taimi Tutogi, RB

NFLPA Collegiate Bowl

2015 Reggie Gilbert, DL
 Will Parks, S

All-American Classic

2005 Copeland Bryan, DE
 Vince Feula (BYU), DT

Paradise Bowl

2001 Zaharius Johnson, S
 Austin Uku, DE
 Johnny Jackson, DE
 Shelton Ross, LB
 Brandon Marshall, WR
 Brandon Nash, S
 2002 James Hugo, TE
 Ray Wells, LB
 David Hinton, CB

Florida All-Star Gridiron Classic

1999 Mike Lucky, TE,
 2001 Marques McFadden, OL
 Ortege Jenkins, QB
 2002 Young Thompson, DT
 Makoa Freitas, ot

North-South Game

1961 Eddie Wilson, QB
 1969 Bill Miller, CB
 1970 Bill McKinley, E
 1972 Bob McCall, B

All-American Game (Washington, D.C.)

1962 Bobby Thompson, B
 Joe Hernandez, B

U.S. Bowl

1962 Joe Hernandez, B
 Bobby Thompson, B

Lion American Bowl Game

1969 Ron Gardin, B
 1975 Bruce Hill, QB

College All-Star Game (Chicago)

1939 Bronko Smilanich, B
 1944 Bob Ruman, B
 1968 Bill Lueck, G
 1971 Mark Arneson, LB
 1972 Jackie Wallace, CB

1975 Mike Dawson, DT

Coaches All-America

1965 Floyd Hudlow, RB
 1969 Ron Gardin, RB
 1975 Theopolis "T" Bell, WR

All-American Bowl (Tucson)

1960 Warren Livingston, RB
 Tony Matz, T
 Bob Garis, C
 Joe Hernandez, RB
 Eddie Wilson, QB
 Bobby Thompson, RB
 1962 Vern Alexander, T

Copper Bowl (Tucson)

1959 Willie Peete, E
 Jim Geist, QB
 1960 Jack Gillespie, B
 Ted Urness, G

Japan All-Star

1975 Brian Murray, DT
 1977 Obra Erby, LB (Co-MVP)
 Keith Hartwig, WR
 Cleveland Crosby, DT
 Larry Heater, RB
 1983 Jeff Kiewel, OT
 Larry Smith, coach
 Ricky Hunley, LB
 1985 LaMonte Hunley, LB
 1986 Allan Durden, S
 1988 Boomer Gibson, LB
 Kevin McKinney, G
 1989 Dana Wells, NG
 1990 Dick Tomey, coach
 John Nies, PK
 Glenn Parker, OT
 1991 Jeff Hammerschmidt, S
 1993 Richard Maddox, OLB

Seattle Challenge Bowl

1978 Ron Beyer, TE
 Neil Orr, G

Christian Bowl (Murfreesboro, Tenn.)

1955 Ev Nicholson, G
 John Mellekas, T
 Skip Corley Sr., QB
 Ed McCluskey, FB

Salad Bowl (Phoenix) (Border vs. Skyline Conference)

1954 Buddy Lewis, T
 Nick Kondora, T
 Al Webre, G
 John Vagoni, G
 Fred Schuh, QB
 Tommy Grimes, B
 Bobby Fry, B
 1955 Max Burnett, B (MVP)
 Ed McCluskey, FB
 John Mellekas, T
 Ev Nicholson, G

2016 Arizona Football Media Guide

All-Time Lettermen

(XX) indicates team captain

Abbott, Howard: 1931, 32, 33
 Abbott, Jon: 1974, 75, 76, (77)
 Abramo, John A.: 2003, 04, 05
 Ackerman, T. Warren: 1948
 Acuff, Wendell P.: 1926, 27, (28)
 Acton, Brian F.: 1966
 Adams, David D.: 1984, 85, 86
 Adams, David Lee: 2004
 Adams, Isham C. E.: 1919 (trainer)
 Adamson, Kenneth Edward: 1934
 Adamson, William J.: 1973, 74
 Aepfl, Emmett Clark: 1945
 Ahee, Solomon: 1946, 47
 Ahern, Patrick: 1986
 Akinniyi, Akin: 2003, 04, 05
 Albert, Philip S.: 1965, 66
 Alexander, Dusty S.: 2001
 Alexander, Vern: 1960, 61, 62
 Alexander, Zeno A.: 1987, 88, 89, 90
 Alford, James: 2005, 06, 07
 Allah, Jamar: 2013, 14, 15
 Allen, Calvin: 2014, 15
 Allen, Gallen C.: 1985, 87
 Allen, Gove L., Jr.: 1954, 55, 56
 Allison, James C.: 1970, 71, 72
 Allred, Douglas O.: 1955, 56
 Alsadek, Jacob: 2014, 15
 Alualu, Ben U.: 1998, 2000
 Aluise, Joe: 1966
 Amituanai, Conan: 2008, 09, 10
 Anderson, Bradley S.: 1981, 82, 83
 Anderson, Clarence: 1954, 55, 56
 Anderson, Dennis J.: 1973, 74, 75
 Anderson, Derriak J.: 1973, 76, 77
 Anderson, Kenneth Robert: 1928, 29
 Anderson, Quintus James: 2000 (manager)
 Andrew, Keith R.: 1978
 Andrus, Dexter Eli: 2008
 Anglin, Ray: 1930, 31, 32
 Antolin, Keola: 2008, 09, 10, (11)
 Arboit, Thomas M.: 1965, 66
 Arce, John H.: 1973, 75, 76
 Archibald, Charles: 2009
 Areghini, David G.: 1961, 63
 Arico, Sam S.: 1937, 38
 Armer, Walter D.: 1938
 Armason, Hal G.: 1968, 69, 70
 Armason, Kim S.: 1970
 Armeson, James A.: 1970, 72
 Armeson, Mark E.: 1969, 70, (71)
 Aro, Michael R.: 1967, 68
 Arrigoni, Peter R.: 1955
 Arriola, Frank: 1985, 86
 Arzouman, Jacob: 2014
 Ashby, Jack C.: 1969, 70
 Ashcraft, Clarence Leslie: 1938, 41
 Austin, Adam: 2006
 Austin, Dominique: 2008, 09, 10, 12
 Austin, Wilfred G.: 1924, 25
 Avegalio, Fata Ryan: 2001, 02
 Aycok, Quentin E.: 1952
 Babiash, Derek: 2013
 Bachman, Addison: 2011, 12
 Baechler, William K.: 1974, 75, 76
 Bagby, Charles F.: 1942
 Bailey, Michael K.: 1973
 Bailey, William H.: 1984
 Baker, Barrett: (1998)
 Baker, Dave: 1973, 74, 75 (manager)
 Baker, Jared: 2012, 13, 14, 15
 Baker, Marvin B.: 1974, 75
 Baker, Scott: 1976, 77
 Baker, William C.: 1973, 75, 76
 Balich, Nicholas S.: 1957, 58
 Balikian, Michael N.: 1979
 Ball, Lawrence: 2004
 Banda, Jack: 2015
 Banjavcic, Emil T.: 1939, 40, (41)
 Banks, Antonio C.: 2000, 01
 Barajas, David: 1967, 68
 Barber, Robert Olsen: 1932
 Barker, Lawrence Ward: 2005

Barkley, Charles Everett: 1916
 Barkley, Howard T.: 1919, 20, 21, 22
 Barkum, Derrick: 2008
 Barnett, Rory T.: 1980, 84
 Barnett, Yaniv: 2004, 05, 06, 07
 Barrett, Willis H.: 1973, 74, 75
 Barringer, John B.: 1982, 83, 84
 Barry, Kevin: 2000, 01
 Barthalt, John: 1982, 83, 84
 Barthels, Frederick: 2005
 Basye, Thomas I.: 1984, 86
 Bateman, Ralph Lowell: 1904
 Bates, Michael D.: 1989, 90
 Batiste, Fred: 1949, 50
 Batten, Brady E.: 1993, 95, 96, 97
 Battista, Frank J.: 1959
 Battles, Michael J.: 1973, 74, 75
 Baugher, Daniel: 2002, 03, 04, 05
 Baucus, Jack: 2010, 11
 Baucus, Mickey: 2011, 12, 13, 14
 Baxter, Colin: 2007, 08, (09), (10)
 Bayless, Zebulon Vance: 1901, 02
 Beach, Charles P.: 1913, 14
 Beal, Robert L.: 1964, 65
 BeAl, Charles Louis: 1945
 Be'Ans, Donald E.: 1982, 83, 84, 85
 Beard, William Carl: 1952, 53, 54
 Beasley, Don G.: 1952, 53, 56
 Beasley, Jerry W.: 1984, 85, 86, 87
 Beaton, Robert Stenhouse: 1913
 Becker, Peter: 1991, 93
 Bechtold, Kenneth I.: 1926, 27
 Becker, Peter C.: 1991
 Beddow, Edward W.: 1939, 40, 41
 Beeler, George W.: 1932, 33, 34
 Behr, Ernest Edward: 1908
 Beirne, Bryson: 2009, 10, 11
 Bell, James Bryan: 1919, 20
 Bell, Marcus Udall: 1996, 97, 98, 99
 Bell, Michael S.: 2002, 03, (04), (05)
 Bell, Ralph Lewis: 1912
 Bell, Tanner C.: 2002, 03, 05
 Bell, Travis R.: 2005, 06, 07
 Bell, Theopolis: 1972, 73, 74, 75
 Bender-Ramsay, Eric: 2011, 12, 13
 Benjamin, Marcus: 2009
 Bennett, Earl R.: 1929, 30
 Bennett, Joseph Dean: 1942, 46, 47
 Bensinger, Robert: 1979
 Bentley, Donald James: 1941
 Bergman, James Morris: 1934, 35
 Bergman, Craig J.: 1986
 Bernard, Allen Chouteau: 1900
 Bernhard, Durward Isaac: 1911, 12
 Berra, Carl: 1939, 40
 Berry, John Chester: 1934, 35
 Berry, Lowell M.: 1954, 55
 Berry, Ruben: 1983, 84, 85, 86
 Berry, William: 1924 (manager)
 Bertoni, Jason: 2008, 09
 Bertrand, Dave: 2005, 06
 Betty, Stuart R.: 1989
 Bever, Laurence H.: 1927, 28, 29
 Beyer, Ronald E.: 1975, 76, 77, 78
 Bias, Kelvin C.: 1992
 Bichkas, Val S.: 1983, 84, 85, 86
 Bickley, William J.: 1948, 49
 Bingham, Norman J.: 1948, 49
 Bird, Allen Tracy, Jr.: 1910
 Bird, Walter Duane: 1910, 11
 Birmingham, Jim E.: 1983, 84, 85, 86
 Biskin, Trace: 2008, 09, 10, 11, (12)
 Black, Charles: 1904
 Black, John Russell: 1938, 39, (40)
 Black, John R.: 1969, 70
 Black, William Thomas: 1942, 46
 Blackwell, Harrison Jr.: 1977, 80
 Blades, Ernest Orrin: 1908, 09
 Bland, George B.: 1942
 Bland, Vernon Nelson: 1933, 34, 35
 Bleakley, Barry B.: 1953, 54
 Bledsoe, John R.: 1972, 73, 74
 Bledsoe, Frederick W.: 1978
 Blocker, William M.: 1997
 Bloodworth, Ted: 1946

Boadway, Steve: 1981, 82, 83, 84
 BoBo, Thomas Jr.: 1993, 94, 96
 Boche, Mark G.: 1968, 69
 Boeler, George W.: 1932, 33, 34
 Bognanno, Joseph M.: 1957, 58
 Bolen, Lee E.: 1971, 72
 Bonano, John: 2009, 10, 11, 12
 Bondurant, Tra'Mayne: 2011, 12, 13, 14
 Bone, James Lee: 1910
 Bonillas, Jose R.: 1995, 96, 97, 98
 Bonillas, Ygnacio Safford: 1904
 Bondzio, Jason: 2007, 08
 Booth, Nick: 2008, 09
 Borg, Daniel: 2006, 07
 Boris, Robert F.: 1980, 81
 Bostrum, Enoch: 1913
 Boucher, Donald: 1949, 50
 Bouie, Tony V.: 1991, 92, 93, 94
 Bourland, David P.: 1988, 89, 90
 Bowden, Bill: 1938 (manager)
 Bowerman, Donald R.: 1954, 55, 56
 Bowers, Glenn F.: 1953, (54)
 Bowers, Larry W.: 1951, 52, 53
 Boyd, Gregory: 1970, 71, 72
 Boyer, Brant T.: 1992, (93)
 Boykin, Gerald L.: 1952, 53
 Bradford, Orlando: 2015
 Bradley, John S.: 1980
 Bradstreet, Jerbert Neal: 1910
 Brady, Arthur Richard: 1911
 Brady, Blake: 2011, 12, 13, 14
 Brady, James: 1948 (manager)
 Branch, Joseph A.: 1994, 1995
 Brandimarte, James: 1975
 Brandom, John: 1986, 87, 88, 89
 Brandon, Van: 1978, 79, 80, 81
 Brandt, Leo M.: 1950, 51, 52
 Brandt, Russ: 1993, 94, 95
 Brautigan, Roger L.: 1966, 67
 Bray, Heath J.E.: 1989, 90, 91, (92)
 Brechler, William E.: 1962, 63
 Breen, Murice: 1917
 Breinig, Howard R.: 1960, 61, (62)
 Brennan, R. Bradley: 1996, 97, 98, 2000
 Brennan, Thomas R.: 1966, 67
 Brewer, Chris: 1980, 81, 82, (83)
 Brewer, Devon: 2015
 Brichta, Louis Chambró: 1909, 10, 11
 Bricker, Edward H.: 1962, 63, 64
 Briggs, Lance M.: 1999, 2000, 01, (02)
 Brisco, Arguster: 1971, 74
 Briscoe, John E.: 1962, 63, 64
 Brittain, Brad Richard: 2002, 04, 05
 Britton, Eben: 2006, (07), (08)
 Brockenbury, Richard A.: 1915, 16
 Broderick, Glenn Burwood: 1920, 21, 22
 Brookfield, Charles: 1971
 Brooks, Darrell L.: 2002, 03, (04), (05)
 Brooks, David E.: 1978
 Brookshier, Frank A.: 1923, 24, 25
 Brown, Charles Owen, Jr.: 1903
 Brown, Edward H.: 1954, 55, 56, 57
 Brown, J. Duncan: 1926, 27
 Brown, Lyle: 2009, 10, 11
 Brown, Lynnden A.: 1981, 82, 83, 84
 Brown, Marvin: 1999
 Brown, Patrick L.: 1958, 59, 60
 Brown, Peterson: 1923
 Brown, Shun: 2015
 Brown, Willard Morse: 1899
 Brumfield, Wally M.: 1972, 73
 Brunelli, Lee Q.: 1985
 Brunk, Michael D.: 1962, 64
 Bruno, Luca: 2015
 Bruschi, Tedy L.: 1992, 93, 94, (95)
 Bryan, Copeland J.: 2002, 03, 04, 05
 Bryant, Jimmy R.: 1963, 64
 Bubala, Joseph Eugene: 1957, 58, 60, 61
 Buckner, Dan: 2011, 12
 Buehman, Albert Rex: 1904
 Bullock, James D.: 1991
 Bunch, Gordon A.: 1982, 83, 84
 Bundage, Cayman: 2012, 13, 14, (15)
 Bundy, Michael S.: 1991
 Burden, E. Todd: 1987, 88, 89, 90

Burget, Christopher J.: 1983, 85
 Burnett, Chester D.: 1993, 95, 96, 97
 Burnett, Max: 1954, 55
 Burnham, Roderick Deann: (1908)
 Burrows, Ashley: 1998
 Bush, Bruce C.: 1981
 Bush-Loo, Keoni: 2012, 13
 Butler, Kylan: 2011, 12, 13
 Butts, Horatio Cotter: 1927, 1928
 Calderwood, Roger L.: 1964, 65, (66)
 Callen, Robert Leon: 1996, 98, 99
 Calloway, Lawrence: 1905, 07 (manager), 08, 09
 Cameron, Carl C.: 1937, 38
 Camp, Charlie: 1991, 92, 94, 95
 Campbell, Duncan Hugh: 1899, 1900
 Campbell, Nathan: 1998, 99, 00
 Campos, Jose Luis: 1998
 Campell, Thomas: 1971, 72, 73, 74
 Canidate, Trung J.: 1996, 97, 98, 99
 Cannon, Frank Mullen: 1910
 Capers, Wayne Jr.: 2012
 Capps, Clarence R.: 1945
 Capps, Ferril: 1941, 42
 Cardella, Kenneth C.: 1951, 52, 53
 Cardoza, Paul J.: 1974
 Carey, Ka'Deem: 2011, 12, 13
 Carey, Tom: 1930
 Carlson, Clarence W.: 1931, 32, 33
 Carlyle, Thomas Gordon: 1933, 34, 35
 Carney, John T., Jr.: 1961, 62
 Carpenter, Horold David: 1915, 16, 17
 Carpenter, Miles Miller: 1908, 09, 10
 Carpenter, Lewis: 1920, 22, 23, 24
 Carpenter, Thomas: 1948
 Carr, Beau: 2002
 Carrillo, Oscar Jr.: 1947, 48, 49, 50
 Carroll, Joseph S.: 1959, 60
 Carter, Bob R.: 1979, 80, 81
 Carter, John E.: 1979
 Carter, Ontiwaun E.: 1991, 92, 93, (94)
 Caruthers, Edward J. Jr.: 1967
 Caruthers, Sam R.: 1912, 1913
 Case, Darren James: 1987, 88, 89, 90
 Case, Travis J.: 1949, 52
 Cason, Antoine: 2004, 05, (06), (07)
 Cassarino, William M.: 1971
 Castaneda, Rudolph: 1899
 Castillo, Jeff Phillip: 1985
 Castle, Sam E.: 1965, 66
 Castle, Stephen C.: 1973
 Catalano, David: 2015
 Catlin, Ronald: 1977, 78, 79
 Cecil, Charles: 1984, 85, 86, (87)
 Cephers, Troy: 1985, 86, 87
 Chacon, Brian: 2011, 12, 13
 Chalmers, Stephen Martin: 1946
 Chambers, Dale Sherman: 1945 (manager)
 Champion, William H.: 1972, 73
 Chapman, Jan L.: 1905
 Chatman, Jermaine: 2000, 01
 Chavez, William E.: 1967
 Cherry, Joe Wesley: 1946
 Chiasson, Jeffrey T.: 1994, 95
 Christensen, William John: 1958, 59
 Christiansen, Brian A.: 1981
 Christiansen, Richard A.: 1950, 51, (52)
 Christy, Fred Chase: 1900, 01
 Christy, Theodore R.: 1961, 62, (63)
 Ciasa, Michael: 1992, 93
 Clark, Carl Wood: 1912, 13
 Clark, Donald F.: 1932, 33
 Clark, Drexel D.: 1930, 31, 32
 Clark, George: 1932 (manager)
 Clark, Marvin Carl: 1921, 22, (23), 24
 Clark, Wallace W.: 1925, 26, 27, 28
 Clarke, Raymond: 1970, 71, 72
 Claus, Bart: 1952, 53, 55
 Clawson, George Albert: 1912, 14
 Claves, Alfred: 1923
 Clayton, Harry H.: 1934, 35
 Clayton, Reed Douglas: 1985, 86
 Clifford, Brian P.: 1980
 Cluff, Leo Frederick: 1912, 14
 Clubb, Fred J.: 1940, 41
 Clymer, Vance Geer: 1917, 19, 20, 21

Cobb, Jarnadre: 2015	Davis, Kenneth L.: 1969	Edwards, Neon: 1982, 83, 84	Freitas, Makai K.: 1997, 99, 2000
Cobb, Robert L.: 1978, 79	Davis, Preston: 1964	Edwards, Vance Phillips: 1905	Freitas, R. Makoa: 1998, 99, 2000, 01, (02)
Cobb, Travis: 2009, 10	Davis, Sidney P.: 1951, 52, 53	Egbert, Henry D.: 1939, 40	French, George: 1936, 37, 38
Cobbe, George H.: 1934	Davis, Vernon C.: 1971, 73	Eggold, John L.: 1969, (70)	Frey, William C.: 1940
Cochran, Charles M.: 1933, 34, (35)	Davitch, Jerry J.: 1962, 63, 64	Eidson, Ryan: 2003, 04, 05	Friedman, Gary B.: 1952
Codd, George Gordon: 1935, 36, 37	Dawkins, Brandon: 2015	Elder, William David: 1945	Fries, Jeffrey, E.: 1964, 65
Codd, William A.: 1953, 54, (55)	Dawson, Michael D.: 1972, 73, 74, 75	Eldridge, David: 1985, 87, 88	Friekh, Layth: 2015
Coddington, James L.: 1967, 68	Day, Courtland F.: 1899, (1900), 01, 02, 03	Elias, Josh: 2011	Fry, Robert F.: 1952, 53, 54
Cody, William F.: 1955	Day, Raymond A.: 1948, 49, 50	Eller, Karl: 1949, 50, 51	Fuimaono, Sanelia: 2011, 15
Colace, Joseph J.: 1973, 74	Day, Kyle: 2009	Ellison, Tony: 2015	Fuimaono, Nokise: 1967, 68
Cole, Dalton J.: 1973, 74	Deal, Ralph E.: 1927	El-Mashtoub, Hicham: 1991, 92, 93, 94	Fulcher, Anthony D.: 2000, 01
Cole, James A.: 1951	Dean, Delashaun: 2007, 08, 09	Elmore, Ricky: 2007, 08, 09, 10	Fulcher, Mark A.: 1980, 81
Collier, Horace Jay: 1929, 30, (31)	Dean, John Barry: 1970, 71, 72	Elzer, Norman Leonard: 1928	Gaddis, Reginald O.: 1986, 87, 89
Collins, Guy: 1984	de Beer, Gerhard: 2014, 15	Engle, Ryan J.: 1977	Gaffney, Timothy P.: 1970, 71
Comeaux, Otis: 1967, 68	DeBow, James W. III: 1985, 86, 87, 88	English, John A.: 1979	Gallagher, Paul Thomas: 1930
Compton, Gilbert M.: 1981	Deen, William E.: 1950, 51, 52	Enke, Fred William: 1946, 47	Gallagher, Thomas R.: 1974, 75
Concannon, James M.: 1941	Dellaccio, Dominick J.: 1965	Erb, Marion Julius: 1919, 20	Ganz, Sylvan Cleveland: 1904 (manager)
Condron, Albert Harlan: 1913, 14	Demory, John W.: 1970, 71, 72	Erby, Obra: 1974, 75, (76)	Garcia, Frank B.: 1978
Conn, C. Roy: 1938, 39, 40	Demps, Thomas: 1992, 93, 94, 95	Erdhaus, J. Fred: 1937, 38	Garcia, Phillip: 2009, 10
Connell, Thomas Joseph: 1922	Dennard, Brennan J.: 2004, 05, 07	Ermisch, Trevor: 2011, 12, 13, 14	Gardner, George Delos: 1930, 31
Connolly, Leo Max: 1929	Dennis, Karl A.: 1939, 40, 41 (manager)	Erno, Trevor: 2010	Gardin, Ronald L.: 1968, 69
Conner, John: 1982, 83, 84	Denton, Brian D.: 1983, 84, 85, 86	Escalada, Joe A.: 1964, 65, 66	Gareeb, Robert J.: 1978, 80, (81)
Connor, David A.: 1983, 84	Denker, B.J.: 2012, 13	Eschler, Lee: 1949	Garis, Robert C.: 1959, 60, (61)
Converse, Arthur Lee: 1946, 47, (48)	Denson, Cam: 2014, 15	Ethel, Willis: 1932 (manager)	Gartin, Herbert D.: 1935, 38, 39
Converse, Arthur Tracy: 1972, 73	De Rego, Lamar: 2011, 12	Evans, Bryan G.: 1982, 83, 84	Gatchel, Donald: 1938, 39
Conwell, Dakota: 2012	Dermody, Richard L.: 1942	Evans, Byron: 1983, 84, 85, 86	Gathers, Merie E.: 1971
Cook, Charles E.: 1958	Dersam, Michael D.: 1992	Evans, Jeremy W.: 1994, 95, 96	Gaut, James T.: 1973
Cook, Kenneth J.: 1961, (62)	DeSonia, Dave H.: 1962, 63, 64	Evans, John H.: 1946, 47 (manager)	Gayles, Leland Orlando: 1996, 98, 99
Cook, Oscar: 1917, 19	DeSylvia, Michael E.: 1971	Faafoi, Fajtele: 2012, 13	Geist, James R.: 1957, 58, (59)
Cook, William L.: 1979, 80, 81	Detloff, Albert John: 1903, 04	Fairholm, Jeffrey D.: 1984, 85, 86	Gentry, Martin: 1925, 26, (27), 28
Cooley, Thomas W.: 1968, 69	Detwiler, Michael G.: 2000, 01	Fairholm, Lawrence D.: 1984, 85, 86	Georges, Clive: 2013
Cooper, Carl Willis: 1936, 38	DeWan, Timothy D.: 1964, 66, 67	Fanene, Aiulua: 2011, 15	Gerber, Howard: 1973
Cooper, Michael: 2011, 12	Diaz, Mike: 2008, 09	Farley, James L.: 1967	Gerhart, Marion Dale: 1942 (manager)
Cooper, Van E.: 1974, 75, 76, 77	Dice, Richard P.: 1993, 94, 95, (96)	Farmer, Clarence E.: 2000, 01, 02, 03	Gerst, Manuel: 1936, 37
Coppingar, James R.: 1945, 46	Dickerson, Lynn R.: 1976, 78	Faulks, Jimmy Don: 1960, 61, 62	Geyer, DeWayne Scott: 1988, 89
Corbitt, Donald Oliver: 1946, 47	Dickey, Charles J.: 1983, 84	Feasel, Hal B.: 1961	Giangardella, Samuel A.: 1977, 78, 79, 80
Corley, Cecil H.: 1942	Dickey, Troy: 1992, 93	Ferlan, Tim: 1997	Gibbings, Frank Tom: 1925
Corley, Vaughn S.: 1953, 54, 55	Dicus, Waldo M.: 1927, 29, (30)	Ferguson, Clarence J.: 1969	Gibbings, Percy Nicholas: 1928 (manager)
Corley, Vaughn S. Jr.: 1980	Diebold, Theodore R.P.: 1925, 26, 27, (28)	Feula, Vincent V.: 2002	Gibson, Francis L.: 1984, 85, 86, 87
Corral, Christopher: 1991, 92, 93	DiGiacomo, Curt: 1984, 85	Fihri, Ervin H.: 1950, 52, 53	Gibson, Gary R.: 1979, 80, 81
Cosgrove, Bard L.: 2001, (02), 03	Dirst, Wayne A.: 1940, 41, 42	Fibrun, David Eugene: 1931, 32, 33	Gieseke, Earl F.: 1937, 38
Costa, Dominic K.: 2002, 03	Divelbess, Harold L.: 1923, 24, 25, 26	Fina, John J.: 1988, 89, 90, (91)	Gilbert, Sheldon: 1954 (manager)
Coston, Gary D.: 1986, 87, 89, (90)	Dixon, William: 1988, 89, 90, 91	Fineanganofa, Nick: 1988, 89, 90, 91	Gilbert, Craig L.: 1989, 90, (91)
Couch, Steve: 1982	Dobyns, Jay A.: 1982, 83, 84	Finfrack, Charles D.: 1966	Gilbert, Ira Norman: 1916, 17
Coulter, Robert L.: 1992, 93, 94	Dodge, Abbott E.: 1930	Finklea, Claude M.: 1954	Gilbert, Reggie: 2012, 13, 14, (15)
Courtney, David L.: 1972	Dodson, Richard L.: 1970, 71, 72	Finnerty, Thomas Jackson: 1917, 20	Giles, Matthew: 1968
Coutchie, Fover L.: 1940, 41, 42	Donarski, James D.: 1950, (51), (52)	Fipp, David B.: 1994, 95, 96, 97	Gill, Bobby L.: 2002, 03
Cox, Tremaine J.: 2001	Doolen, Edward W.: 1970, 71, 72	Fischer, Jake: 2009, 10, (12), (13)	Gillespie, Don S.: 1930, 31
Covington, J. Herbert: 1935	Dotsy, Lionel: 2004, 05, 06, 07	Fish, Frank Wakefield: 1899	Gillespie, John S.: 1958, 59, 60
Crawford, Albert M., Jr.: 1913, 14, 15, 16	Dotson, Vaughn: 2008, 09	Fitzgerald, Thomas P.: 1963, 64	Gillett, Leslie Alexander: 2000, 01, 02
Crawford, Johnny R.: 1976, 77, 78, 79	Douglas, David: 2008, 09, 10, 11	Fitzpatrick, Joseph W.: 1939, 40	Gilliland, Charles H.: 1922, 24, (25), 26
Creviston, Kenton L.: 1975, 76, 77	Douglas, James K.: 1964, 65	Flajnik, Joseph A.: 1972	Gimbel, Si W.: 1962, 63, 64
Crier, Keenyn: 2007, 08, 09, 10	Doulgerakis, Steven: 1997	Flake, William Lindsey: 1939, 40	Gimbaldo, Kenneth: 1964
Crimes, Jerome: 1980, 81	Dow, Allison C.: 1935	Flanagan, James J.: 1909, 11 (manager)	Glanton, Robert: 1995
Criner, Juron: 2008, 09, 10, 11	Dowell, Danny: 1986	Flannigan-Fowles, Demetrius: 2015	Glaserapp, Allem D.: 1975, 76
Crogan, Fred: 1933, 34	Downey, Roland V.: 1916, 17	Fleming, Stephen: 2001, 02, 03, (04)	Glass, Harry L.: 1976, 78
Croom, Larry: 1999, 2000	Dozier, C.J.: 2012	Fleury, Nicholas J.: 1999, 2001	Glazier, Leland William: 1949, 50, (51)
Cropper, Gary Lee: 1956, 57, (59)	Drachman Frank E.: 1925	Flickinger, Donald Arthur: 1923, 24, 25	Glonck, Paul William: 1990
Crosby, Cleveland P.: 1978, (79)	Drake, Joe L.: 1981, 82, 83, 84	Flory, Robert C.: 1988, 90	Glover, Bradford L.: 1997, 98, 99
Crossman, Richard A.: 1967, 68, (69)	Driscoll, Mark P.: 1968	Flournoy, Francis S.: 1977, 78, 80, 81	Gobel, Mark L.: 1981, 82
Crouch, Andrew: 1983, 85, 86	Drummond, Kirk: 1976, 77	Flowers, Marquis: 2010, 11, 12, 13	Goda, Donald J.: 1950
Crouch, Cecil James: 1947, 49	DuBose, John: 1984, 85	Foles, Nick: 2009, (10), (11)	Godwin, James S.: 1934 (manager)
Crouch, Robert E.: 1924, 25, (26), 27	Dugandzic, Kyle: 2011, 12	Folk, Nicholas A.: 2003, 04, 05, 06	Goetz, John H.: 1962
Crowell, Irving Potter: 1921	Duke, Charles L.: 1968, (69)	Fontana, Mark: 1988, 89	Goff, Joe Lahman: 1946, 47
Crum, Hilliard H., Jr.: 1946, 47	Duke, Homer Ashley: 1934, 35, 36	Fontenot, Wilrey: 2004, 05, 06, 07	Golden, Robert: 2008, 09, 10, (11)
Crum, Robert H.: 1970, 71, 72	Dumelie, Laurence G.: 1958	Ford, Emmet Tomlinson: 1904	Gonzales, Gilbert M.: 1950, 51, 52
Crump, Gino: 2010, 11	Dungan, Jack Rowen: 1938, 39, 40	Ford, William G.: 1925	Gonzales, William J.: 1950, 51, 52
Cunningham, Van Hugh: 1945	Dungan Joseph: 1942	Foremaster, Duane G.: 1956	Gonzalez, Salvador S.: 1956, 57
Cury, Ronald E.: 1970	Dunham, Orza Kenneth: 1900	Forwood, Christopher Ryan: 1998	Goodson, Kenneth F.: 1932, 33
Cusick, Edward Timothy: 1920	Dunn, Thomas P.: 1957	Foster, Hugh M.: 1902	Goodman, Gens P.: 2002
Custer, Blake F.: 1985, 86, 87	Dunseath, James Elliott: 1929, 30, 31	Foster, Trevor: 2007, 08, 10	Goodwin Cornelius: 1973
Dahlquist, Eugene M.: 1963, 64	Durazzo, George William: 1945	Fotu, Anthony: 2015	Gorham, Charles W.: 1972, 73
DaLee, Ronald A.: 1969, 70, 72	Durden, Allan: 1982, 83, 84, (85)	Fouse, John G.: 1962, 63, 64	Gorham, Chase: 2010, 12, 13, 14
DalMolin, Benjamin A.: 2001, 02, 04	Durley, Earle Preston: 1908, 09	Fowler, Charles Vaughn: 1933, 34, 35	Gorry, Thomas R.: 1961
Daniels, Chidi: 1999	Duwe, Herman A.: 1932, 33, 34	Fowler, John W.: 1949	Gosar, Kevin G.: 1991, 92, 93, 94
Daring, Jackson D.: 1953 (manager)	Dyer, Harvey Lee: 1946, 47, 48	Fox, Nils: 1983, 84	Goslin, Frederick Billings: 1945
Dassoiff, Lester: 1942	Eafon, Kelvin L.: 1996, 97, (98)	Fraleigh, Wayne Francis: 1990, 91, 92	Gottschalk, Adam: 2011
D'Auria, John C.: 1971, 72	Ealy, Biren S.: 2002, 03	Francis, James: 1991, 92, 93	Goudreau, Griffin: 2015
Davidson, William Simpson: 1905	Earley, Wayne O.: 1952 (manager)	Franzel, Clifford B.: 1965	Gould, Silas Elias: 1921
Davies, William Walter: 1930, 31, (32)	Earls, Derek: 2010, 11	Fraser, Keoki L.: 2001, 02, 03, (04)	Grace, Steven K.: 1998, 99, 2000, (01)
Davis, Barto C.: 1925, 26	Ebbele, Fabbians: 2011, 12, 13, 14	Fraser, Keoni Alexander: 1998, 99, 00	Graham, Jack: 1949
Davis, Derral W.: 1973, 75	Eckert, Richard A.: 1971	Freeman, Michael J.: 1981, 82, 83	Graham, Max Wayne: 1959
Davis, Guy D.: 1979, 80	Eddy, Christopher L.: 1971	Freeman, Phillip: 1982, 83, 84	Grand, Adam Marc: 1990, 91, 92
Davis, Jack O.: 1955, 56, (57)	Edmonds, N. Wayne: 1967	Freemon Albert William: 1959	Grandon, Jourdan: 2011, 12, 13, 14
Davis, Jerry A.: 1972, 73, 74	Edwards, F. Thomas: 1998		

2016 Arizona Football Media Guide

Graniello, Peter: 2004, 05, 06, 07	Harris, Neal D.: 1977, 78, 81	Holt, Julius K.: 1981, 82	Johnson, Billy Ray: 1990, 91, 92, (93)
Grant, Adam: 2008, 09, 10	Harris, Rickie C.: 1963, 64	Holt, Richard H.: 1989, 90, 91	Johnson, Clyde: 1945
Grant, Samajie: 2013, 14, 15	Harris, Sean E.: 1991, 92, 93, (94)	Hood, Allan: 1930	Johnson, Christopher J.: 2002, 03, 04
Grant, Virgil E.: 1961, 62, 63	Harrison, Henry R.: 1969	Hood, Kenneth B.: 1951, 52, 53	Johnson, Cortez: 2011
Graves, Marsharne D.: 1980, 81, 82, 83	Hart, Cornelius Brian: 1962, 63, 64	Hood, Tevin: 2012, 13	Johnson, Earl William: 1990
Gray, Chris: 1999, 2000	Hart, Robert D.: 1951, 52	Hook, James Clint: 1955 (manager)	Johnson, Eric T.: 1992, 93
Gray, Harry J.: 1930, 1931	Hartwig, Malcom Keith: 1974, 75, 76	Hooper, Daren: 1995	Johnson, Fred S.: 1942, 49
Gray, Leon W.: 1935, 36, 37	Harvey, Oscar: 1975, 77, 78	Hoopes, Mitchell K.: 1973, 74	Johnson, Harry B.: 1948
Greathouse, George: 1974, 75, 76	Harwig, Malcom Keith: 1974, 75, 76	Hopkins, James M.: 1990, 91, 92, 93	Johnson, James E.: 1970, 71
Greathouse, Arthur D.: 1986, 87, 88, 90	Harvey, Oscar: 1975, 77, 78	Homesley, Ray R.: 1965, 66, 67	Johnson, Jason: 99, 2000, 01, (02)
Green, Zach: 2014, 15	Harwick, Ralph N.: 1905	Horton Jr., Donald: 2006, 07, 08, 09	Johnson, Keshon: 1991, 92
Greene, Marcellus L.: 1979, 80	Haskins, Tracy: 1947 (manager)	Horton, Dwayne W.: 1977, 78	Johnson, Kirk: 2001, 02, 03, 04
Greenfield, Tom Guy: 1936, 37, 38	Hastings, Scot D.: 1973	Horton, Jon M.: 1983, 84, 85, 86	Johnson, Michael: 1998
Greenfield, Walter: 1909	Hatcher, Burrell R.: 1903, (04), 05, 08 (manager)	Houk, Richard L.: 1969	Johnson, Michael: 2005, (06)
Greenlee, William F.: 1966	Hatcher, Paul: 1954, (55), (56)	Houle, Joseph Arthur: 1938, 39	Johnson, Rashee: 1995, 97
Greer, Daniel P.: 1995, 96, 97, 98	Hawes, Adam: 2005, 06	Housley, Jack B.: 1977, 78, 79, 80	Johnson, Reggie A.: 1988, 89, 90
Greer, Henry B.: 1937	Hawk, Michael E.: 1965	Howard, Daniel J.: 1973, 74, 75	Johnson, Robert: 1941, 42
Greer, Jason Wilbur: 1931, 32, 33	Hawthorne, Kelvin: 1979, 80	Howard, Lawrence F.: 1946, 47, 48, 49	Johnson, Richard L.: 1965, 66
Gregory, Haden: 2015	Hayes, Jovon: 2009, 10	Howard, W. Patrick: 1901, 02, 03, 04	Johnson, Tyrell: 2014, 15
Gresham, Glen F.: 1972, 73	Haynes, Allyn M.: 1972, 73, 74	Howell, Glenn: 1984, 85	Johnson, Vance E.: 1981, 82, 83, 84
Greth, James W.: 1966	Haynes, Noel Timothy: 1977, 78, 79	Hubbert, Bradley: 1965, 66	Johnson, Warren L.: 1991
Gridley, Adam Albert: 1927, 28, 29	Hazlett, Carl E.: 1956, 57, 58, 59	Hudgins, Robert M.: 1951	Johnson, Zaharius N.: 1999, 2000, 01
Gridley, Rollin T.: 1925, 26	Heater, Larry: 1978, 79	Hudlow, Floyd L.: 1963, 64	Jolivet, Michael: 2000, 01, 02, 03
Griffey, Trey: 2013, 14, 15	Heath, John Leigh: 1945, 46	Hugo, James: 1999, 2000, 01, 02	Jones, Cayleb: 2014, 15
Griffin, Courtney J.: 1981, 83	Heavner, Kris S.: 2003, 04, 06, 07	Huisman, Aaron: 1999, 2000	Jones, Collins Ray: 1912, 13
Griffis, Bob W.: 1955	Hedgepeth, John Allen: 1912	Hulsh, Wayne L.: 1950	Jones, David M.: 1935 (manager)
Griffith, Richard P.: 1989, 90, 91, 92	Heemsbergen, Mikal B.: 1991, 92	Humphrey, Robert J.: 1958	Jones, Dennis K.: 1970, 71
Grigsby, Nicolas: 2007, 08, 09, 10	Hehr, Carter: 2014, 15	Hundley, Brett: 1986	Jones, Durrell J.: 1986, 87
Grimes, Thomas d.: 1953, 54	Held, Eddie Charles: 1937, 38, 39	Hundley, Marquis: 2007, 08	Jones, Edward Horton: 1901
Groninger, Robert N.: 1951	Helm, Lloyd: 1932 (manager)	Hunley, K. LaMonte: 1981, 82, 83, (84)	Jones, Jeffrey A.: 1983, 85
Gronkowski, Chris: 2008, 09	Hemmila, Zach: 2013, 14, 15	Hunley, Ricky C.: 1980, 81, 82, (83)	Jones, John M., Jr.: 1965, 66, (67)
Gronkowski, Rob: 2007, 08	Henderson, Delbert: 1939, 40	Hunsaker, Donald Eldon: 1946, 47, 48, 49	Jones, Raffel O.: 1995, 96, 98, 99
Groppenbacher, Richard D.: 1986, 87, 88	Henderson, Douglass L.: 1975, 76, 77	Hunsaker, Ralph E.: 1955, 56, 57, (58)	Jones, Rolland R.: 1973
Gross, Alfred E., Jr.: 1979, 80, 81, (82)	Henderson, Ronald Clyce: 1933, 34, 35	Hunter, Troy Lee: 1982, 83	Jones, Sean C.: 2002, 03, 04, 05
Gross, T.D.: 2013, 14, 15	Hendry, James William: 1914, 15, (16)	Hunter, Kelvin Leander: 1996, 97, 98, 99	Jones, Tellas: 2013, 14, 15
Grossetta, Warren Arthur: 1909	Henke, Brad W.: 1987, 88	Hurd, Martin C.: 1958, 59	Jones-Grigsby, Terris: 2013, 14
Grossman, Jim W.: 1979, 80	Henry, Chris J.: 2004, 05, 06	Hurley, Steven: 1968, 69	Jones, Weldon R.: 1969
Groweg, Edward A.: 1909	Henson, Harry Donald: 1946, 47, 48	Huss, Joseph V.: 1915	Joppru, Jeremy Jay: 1998, 99
Guendelsberger, James C.: 1950, 51	Herbert, James M.: 1972	Hustead, Dan: 1968, 69	Jordan, Jimmy P.: 1957
Gunn, Tyron C.: 1996	Hernandez, Joseph M.: 1960, 61	Hutchinson, Glenn R.: 1978, 79, 80	Juarez, Edward C.: 1972, 73
Gurrola, Steven: 2013, (14)	Herring, Norman S.: 1928, 29	Hutchison, Martin L.: 1966, 67	Julian, Barry S.: 1989, 90, 91, 92
Haden, Jonathan: 2014	Hersey, Richard D.: 1979, 80	Ingraham, Marvin (Corky): 1977, (78)	Julsing, Jack: 2009, 10
Hakes, Kenneth W.: 1986, 87, 88, 89	Hesson, Ryan T.: 1993, 94, 95, 96	Ippolito, Cody: 2014	Just, Jeremy L.: 1993
Hale, Daniel James: 1958	Hettle, Bruce: 1938, 39, 40	Irish, John Robert: 1940, 41, 42	Justice, Steve G.: 1983, 84, 85
Hall, Adam: 2009, 10	Hibbert, David William: 1958	Irvine, Marvin: 1940	Kaesman, Chris L.: 1979, 80, 81, 82
Hall, Charles A.: 1947, 48, 49	Hicks, Hadley F.: 1952	Irwin, Craig: 1975, 76	Kaiser, John F.: 1982, 83
Hall, Corey: 2006, 07, 08, 09	Hicks, Taylor T.: 1928	Irwin, William S.: 1971, 72, 73	Kalil, Frank: 1980, 81, 82
Hall, Derek Jason: 1996, 98, 99	Hicks, Tim Paul: 1985	Isham, Nick: 2013	Kasenez, Jerrold: 1962 (manager)
Hall, Herman: 2008, 09	Higginbotham, Aaron: 1999, 2000, 02	Ismay, Bill Bruce: 1958, 59, 60	Kasprzyk, Paul Richard: 1985, 86, 87, 88
Hall, Reginald R.: 1980	Higgins, John Joseph: 1910 (manager)	Israel, Harold: 1934	Kastner, Leslie: 1949
Hall Richard R.: 1973, 74, 75	Higuera, Ronald J.: 1965, 66, 67	Jackson, Akil F.: 1993, 94	Katnik, Norman P.: 1978, 79
Halland, Jack D.: 1960	Hilgers, Jarek: 2015	Jackson, Chato M.: 1993, 94, 95, 96	Keasler, Billy Ray: 1957, 58
Hallmark, Wame J.: 1915, 16, 17	Hill, Alfordia: 1979, 80	Jackson, David D.: 1980	Kearns, William: 1921 (trainer)
Halverson, Arthur J.: 1954, 55	Hill, Austin: 2011, 12, (14)	Jackson, George Dewar: 1935, 36, 37	Keel, Mark A.: 1981, 82
Halverson, Mark L.: 1977	Hill, Bruce A.: 1973, 74, (75)	Jackson, Greg M.: 1979	Keel, C. Sean.: 1998, 2000, 01, 02
Hamilton, Willie O.: 1972, 73, 74	Hill, Danny: 1982	Jackson, Johnny: 2012, 13, 14, 15	Kelley, Joe N.: 1947, 48, 49
Hammels, James Vinton: 1914, 15	Hill, David: 2011	Jackson, Johnny Ray: 2000, 01	Kelley, Kyle: 2013
Hammerschmidt, Jeff B.: 1987, 88, 89, 90	Hill, Derek Keith: 1985, 86, 87, 88	Jackson, Keith M.: 1975, 76	Kelley, Xavier: 2006, 07, 08, 09
Hampton, Mario M.: 1988, 89, 90, 91	Hinkle, George A.: 1984, 85, 86, 87	Jackson, Lawrence Richard: 1912, 13, 14	Kelly, Francis: 1923
Hand, Bryan: 1995	Hinrichs, James Thomas: 1998, 99	Jackson, Louis F.: 1923, 24, 25, 26	Kelly, Henry Mike: 1952
Hankins, Derek: 1991	Hinton, David: 2000, 01, 02	Jackson, Robert F.: 1951, 52	Kelly, John R.: 1949, 50
Hannapel, Ray: 1951, 53	Hinton, Jerome T.: 1997	Jackson, Sir Thomas: 2012, 13, 15	Kelly, Larry D.: 1932
Hannasch, Joseph R., Jr.: 1969, 70	Hobbs, John Cole: 1919, 20, 21, (22)	Jacobs, Mark E.: 1974, 75, 76	Kelly, Roy B.: 1948, 49
Hanawalt, James F.: 1986	Hobson, Harry T.: 1914 (manager)	Jacobs, Robert E.: 1954	Kelton, Frank Caleb: 1902, 03
Hansen, Dillon H.: 2005	Hobson, Hank: 2011, 12, 13, 14	Jacobson, Joe Ford: 1922, 23	Kenley, Gary M.: 1961
Hansen, Peter: 1998, 99, 2000, 01	Hodges, Frederick G.: 1949, 50	Jacobson, Robert C.: 1902, 03	Kerley, Blake: 2006, 07, 08, 09
Hankins, Rob: 2011	Hodgeson, Gregory A.: 1973, 74, 75	Jacobson, Robert G.: 1969	Kern, Josh: 2013, 14, 15
Hantla, Jeff: 1976	Hodnett, William Edward: 1902	James, Patrick J.: 1989, 90	Kerr, Steven G.: 1961, 62, 63
Hardaway, George Dainwood: 1917, 19	Hoentsch, Gerhard W.: 1973, 74, 76, 77	James, Russell F. (Rusty): 1996, (97)	Kersting, Kerry P.: 1983
Hardcastle, Kevin W.: 1980, 81	Hoffman, James W.: 1991, 92, 93, 94	Jan, Kyle D.: 1989, 90, 92	Keyserling, Ethan: 2014
Hardin, Fariss: 1937, 38, 39	Hogan, Thomas Ellsworth: 1942, 46, 47	Jankowski, Edward R.: 1992	Kiewel, Jeffrey C.: 1980, 81, 82
Hardt, Clay R.: 2000, 01, 02, (03)	Hoisington, Hark: 1986	Jarrett, Shawn C.: 1992, 93	Killingsworth, Tipton Waller: 1942
Hardville, Andrew M.: 1979, 80	Holbrook, Horace Pollins: 1904	Jefferson, James M.: 1969	Kilpatrick, Ryan: 2005
Hardy, Eugene: 1984, 85, 86, 87	Holbrook, Kenneth William: 1958, 59, 60	Jefferson, Michael D.: 2003, 04, 05	Kimmey, William: 1954 (manager)
Hardy, Reginald Wendell Jr.: 1998	Holiday, Devin: 2013, 14, 15	Jenkins, Alfred D.: 1983, 84, 85, 86	Kindred, Randy: 1986, (87)
Hargis, Tom C.: 1937, 38, (39)	Holland, Briam E.: 1980, 81, 82	Jenkins, Daniel: 2010, 11, 12, 13	King, Alex: 2015
Hargis, William: 1928, 29, (30)	Holley, Bret: 1986, 87, (88)	Jenkins, Frank: 1967, 68	King, Kurt J.: 1995
Hargrave, Richard S.: 1966	Holley, R. Donald: 1954, 55	Jenkins, Ortege: 1997, 98, 99, 2000	King, Richard H., Jr.: 1964, 65, (66)
Harman, Ronald W.: 1969	Hollingsworth, Marcus: 2003, 04, 05, 06	Jennings, Chris: 2006, 07	Kingiski, Eugene: 1951
Haroon, Idris Mubarak.: 1997, 98, 99, 00	Holmes, John Garnett: 1899	Jensen, William J.: 1977, 78, 79, 80	Kirchoff, Jay A.: 1991, 92
Harrington, Tyrone K.: 1994, 95	Holmes, Louis: 2006, 07	Jevic, David B.: 1980	Klahr, Gary: 1967, 69
Harris, Gary H.: 1976, 77, 78, 79	Holmes, Robert: 1937	Jochum, Justin E.: 2001, 02	Klausen, Douglas J.: 1967, 69, 70
Harris, Gilbert L. Jr.: 2002, 03, 04, (05)	Holmes, Ronald T.: 1995, 96	Johnson, Abraham: 1965, 66	Klyce, Michael: 2006, 07
Harris, Michael L.: 1968	Holmes, Tim J.: 1978, 79, 80	Johnson, Albert J.: 1936, 38	Knapp, A. Bruce: 1931, 32
Harris, Lamar: 1992, 93, 94	Holt, Harry T.: 1976	Johnson, Anthony L.: 2004, 05, 06, (07)	Knez, Fred: 1942, 46, (47)

<p> Knight, Robert L.: 1949 Knight, Webster (Wid): 1976 Knott, David K.: 1961, 62, 63 Knotts, Walter S.: 1960, 61 Knowles, Khyri: 2010 Knox, Charles McMeekan: 1985, 86 Knox, Kenneth W.: 1934, 35, 36 Knudsen, Chris J.: 1977, 79, 80, 81 Koa, Henry: 1975, 77, 78 Koch, F. Adrian: 1997, 98, 99, 00 Koenig, Virgil: 1948 Kolesar, Stephen: 1945 Komorowski, Jan W.: 1966 Kondora, Nicholas: 1951, 52, 53, 54 Kossler, Tommy J.: 1961, 62 Kotchou, Peter: 1956 Kovalcheck, Richard: 2004, 05 Kramer, Barry J.: 1979, 80 Krogstad, Dane: 2004, 05, 06, 07 Krohn, James: 1976, 77, 78, (79) Krohn, Jerry S.: 1979, 80 Kriz, Richard A.: 1966, 68 Kucy, Ed Paul: 2993 Kuhel, Roland G.: 1951, 52, 53 Kula, Bryan G.: 1998 Kulpacca, Donald R.: 1956 Kunitz, Don R.: 1962, 63, 64 Kybartas, Edmund R.: 1978, 79 Lampson, Mark: 1976 Lang, Martin C.: 1953, 54, 55 Lanne, Justin R.: 1967, 70 Larsen, Robert: 1947, 48 Larsen, Spencer L.: 2002, 05, (06), (07) LaShelle, Kirke: 1921, 22, 23, (24) LaTourette, Lyman Dalton: 1910, 11, 12 LaTourette, Verne Gerald: 1914 Laudermilk, David L.: 1999, 2000 Lawrence, Leon, Jr.: 1971, 72, 73 Lawrence, Kaige: 2015 Lawrence, Maurice Larry: 1945 Lawrence, Ted O.: 1962, 63, 64 Lawton, Troy Lindell: 1984, 85 Leary, Paul E.: 1930, 31 Lee, Bruce D.: 1967, 68 Lee, Jamal Monta: 1991, 92 Lee, Olden C.: 1966, 67 Lee, Robert E.: 1941 Leek, Gene H.: 1955, 56, 57 Lees, Carter: 2011 Lefotu, Kiliona: 2002, 03, 04, 05 Lehmann, Steve G.: 1971, 72, 73 Leiber, Henry Edward: 1929, 30, 31 Leister, William Theodore: 1937 LeKander, Lawrence M.: 1958 Lenahan, James: 1937 Lent, J. Gordon: 1945 Leonard, Malosi M.: 1998, 99, 2000, 01 Lepper, Ivan J.: 1964 Lesnik, Ivan K.: 1980, 81, 82, 83 Lester, Walter Coyle: 1923 Levasseur, Justin A.: 2001 Leviege, Vernon Oliver: 1964, 65 Levitre, Erick: 2004, 05, 06 Levy, Aaron: 1923, 24 (trainer) Levy, Al: 1930 (manager) Levy, Charles: 1991, 92, 93 Levy, Leon Fred: 1932, 33 Lewis, Darryll L.: 1987, 88, 89, 90 Lewis, Ernest P.: 1951, 52, (53), (54) Lewis, Gilbert E.: 1975, 76, 77 Lewis, James T.: 1996, 98, 99 Lewis, John F.: 1952 Lewis, Josh: 2008 Lewis, Roderick A.: 1990, 91, 92, 93 Lewis, Sherman P., Jr.: 1985, 86, 88, 89 Lewis, Sterling: 2008, 09 Lewis, Willie S.: 1969, (70) Libman, Joseph A.: 1993 Liggins, David E.: 1978, 79, 80 Limon, Pedro: 2003, 04, 05 Lindsey, Randolph L.: 1980 Linstrom, Brian T.: 1969, 70, 71 Lionberger, Talbot: 1933, 34 Liston: Craig M.: 1966 Littlefield, Marshall: 1942 </p>	<p> Livingston, Warren: 1957, 58, 59, 60 Lockett, Danny K.: 1985, 86 Lockhart, David Lamont: 1990, 91 Lochner, James Edmund: 1946 Loef, Paul T.: 1949 Loew, Michael R.: 1988 Lohmeier, Joseph M.: 1991, 92, 93, 94 Lohse, L. Allen: 1938, 39, 40 Long, John D.: 1961 Longacre, Joe R.: 2005, 06, 07, 08 Lopez, Anthony: 2012, 13, 14, 15 Lopez, Brandon: 2005, 06, 07, 08 Lopez, Christopher J.: 1991, 92, 93, 94 Lopez, David: 2011 Lotti, Wince P.: 1984, 85, 86, 87 Love, Gary: 2000, 01, 02, (03) Love, Walter: 1932 (manager) Lovett, Lamar E.: 1991, 92, 93, 94 Lovett, Lamont B.: 1990, 91, 92, 93 Lovin, William H.: 1941, 46, 47 Lowry, John G.: 1950, 51, 53 Lucky, Michael Thomas.: 1995, 96, 97, 98 Lueck, William M.: 1965, 66, 67 Luis, Franklin Alfred: 1912, 13, 14, 15 Luna, Brisi Alex: 1998, 99, 2000, 01 Lunsford, Marc W.: 1974, 75, 76, 77 Luppino, Arthur E.: 1953, 54, 55, (56) Lutgerding, Robert L.: 1911 Lynch, Emzy Harvey: 1914, 15, 16, (19) Lynch, Thomas F.: 1986, 87 MacDonald, Donald: 1905 MacKinnon, Donald B.: 1949 Macklin, Rex N.: 1967, 68, 69 Maddox, Richard O.: 1990, (92) Madeo, Michael L.: 1966 Maffeo, James S.: 1913, 15, 16 (trainer) Magloire, Paul: 2015 Maguire, Charles Joseph: 1941 Mahoney, Chuck: 1994, 95 Mahoney, Peter T.: 1977, 78, 79, 80 Maiava, Lene: 2012, 13, 14, 15 Malauulu, George P.: 1989, 90, 91, (92) Maley, Dennis D.: 1967, 68 Mallamo, John Joseph: 1941 Malloy, Leonard Thomas: 1963, 64, (65) Malone, Jeffrey D.: 1996 Malveaux, Kelly T. II: 1994, 95, 96, 97 Mancuso, Wayne: 1953, 54 Mangum, J. Karl: 1928, 29, 30 Mann, Herbert Pinckney: 1935, 36, 37 Mannelly, Michael R. K.: 1997 Mannen, Alex R.: 1930, 31, 32 Manno, Thomas A.: 1979, 80 Mansfield, Eddie: 1931 Mansfield, Monte: 1903 Manumaleuna, Brandon: 1997, 98, 99, 2000 Manzo, Rudolph: 1919, 20, 21 Marette, Nick: 1968 Marlar, Claude George: 1900 Marlar, Lennox H.: 1927, 28 Marlar, Thomas Owen: 1916, 17, 19, 20 Marlar, William Edward: 1900, 01 Marsh, Virgil Floyd: 1941, 42, (46) Marshall, Brandon: 2000, 01 Marshall, Campbell A.: 1921 Marshall, Thomas K.: 1899, 1900, 01 Martin, Andrew Phillip: 1902, 03 Martin, Freddie G.: 1950, 51 Martin, Jason R.: 2002 Martin, Raymond B.: 1956, 58 Martinez, Javier A. III: 2002 Mashack, Kwesi: 2015 Mason, James Hammett: 1957, 58 Mass, Steven A.: 1965 Masterson, George W.: 1949 Mataele, Stanley: 1985, 86 Mather, Jack E.: 1939 Matishak, John A.: 1966, 67, 68 Matthews, Bobby L.: 1966 Matthews, Jake: 2013, 14, 15 Matock, Robert G.: 1950, 51 Matulis, Adolph John: 1940, 41 Matyas, Keigh A.: 1956 Matz, Anthony T.: 1958, 59, (60) Maxwell, Melvin D.: 1970, 72, 73 </p>	<p> May, Reed: 1976, 77, 78 McAlister, Christopher J.: 1996, 97, (98) McArdle, John E.: 1925, 26, 27, 29 McCain, Murle M., Jr.: 1940, 41, (42) McCall, Brandyn: 2006 McCall, Jarvis: 2014, 15 McCall, Robert H.: 1970, 71, 72 McCauley, Bruce J.: 1950, 51, 52 McClanahan, R. Patrick: 1975 McClellan, Harold A.: 1920, 21, 22 McCluskey, Clarence Edward: 1954, 55 McClure, Jay D.: 1970 McCormick, Glenn B.: 1981, 82 McCormick, Robert R.: 1958, 59, 60 McCormick, William H.: 1953 McCovy, Adrian: 2005, 06, 08 McCoy, Bobby: 2006 McCowan, Charles Robert: 1940, 41, 46 McCrary, David Maurice: 1985 McCray, Cai: 1995 McCreary, Aaron Monroe: 1919 McCreey, Lew: 1949 McCutcheon, Ian: 1995 McDaniel, Jeremy Dwayne: 1996, 98 McDonald, Douglas Gene: 1952, 53 McDonald, Joseph A.: 1990 McDonald, Mark T.: 1995, 97, 98, 99 McDonald, Lowell Vernon: 1945, 46 McElhannon, Gregory: 1980, 82 McElroy, Cortney: 1991, 92 McElroy, Dramayne: 2005 McElroy, John E.: 1911 McElwee, Ronald D.: 1966, 67 McFadden, Marques Arthur: 1998, 99, 00 McGill, Reggie R.: 1987, 88, 89, 90 McGinnis, Donald R.: 1954 McGowen, William Rose: 1915, 16, (17) McGuire, James D., Jr.: 1956 McHone, Garon: 2006, 07 McIntosh, Jay Angus: 1911, 12, (13) McKee, Charles E.: 1969, 70, 71 McKee, Lawrence C., Jr.: 1969, 70, 71 McKee, Scott C.: 1999, 2000, 01, 02 McKinley, William J.: 1968, 69, (70) McKinney, John: 2003, 04, 05, 06 McKinney, Kevin M.: (1987) McKnight, Jonathan: 2010, 12, 13, 14 McLaughlin, Steven J.: 1991, 92, 93, (94) McLemore, Chris: 1985, 86 McMillan, Walter L.: 1920, 22 McMullin, Donald J.: 1981 McNeal, Branch P.: 1985, 86, 87 McPeters, Kenneth: 1989, 90 McPherson, Orville Scharff: 1913, 14, 15, 16 McRae, Clarence: 2003, 04 McRae, W. Lee: 1928 McShane, James E.: 1940 Means, Lamon: 2002, 03, 04, 05 Mejaski, Joe W.: 1942 Melgren, Walter Give: 1904, 05 Mellekas, John S.: 1952, 53, 54, 55 Melvin, Dwight: 2013 Mendivil, Abraham: 2014, 15 Mendoza, Alex J. Jr.: 1945 Mendoza, Alfred J.: 1970 Mendoza, Fernando: 1970 Meredith, Paul O.: 1916 Merrill, Christopher: 2010, 11, 12 Merritt, George W.: 1913 Merritt, Richard L.: 1909, 10, 11, (12), 13 Metcalf, Lyell E.: 1956, 57 Metcalf, Robert B.: 1902 Mets, Richard Keith: 1932, 33 Metzler, Michael R.: 1994, 95, 96 Meyer, Archie Martin: 1916, 19, 20 Meyer, Mike J.: 1979, 80 Meyer, Richard Edmund: 1914, 15 Middleton, Frank: 1995, 96 Middleton, James Arthur: 1928, 29, 30 Mihalopoulos, George: 1988 Mikaele, Lolomana: 2007, 09, 10 Miles, Vince: 2012 Miller, DeAndre: 2013, 15 Miller, Duane: 1948 Miller, Edward J.: 1950, 51 </p>	<p> Miller, Joshua H.: 1990, 92 Miller, Leslie: 1933 Miller, Raymond F.: 1914 Miller, Terrence: 2009, 10, 11, (13) Miller, William S.: 1967, 68, 69 Mills, Leo: 1999, 2000, 01 Mince, Walter R.: 1959, 60, 61 Mitchell, Earl: 2006, 07, 08, (09) Mitchell, James E.: 1968 Mitre, Anthony: 1975 Mitten, James Ralph: 1908, 09 Mobley, Arnulf D.: 1988, 89 Mobley, Willie: 2010, 12 Molina, James Sixto: 2002, 03 Molina, Matthew C.: 2001, 02, 03 Montijho, Manuel, Jr.: 1904 Moody, Keith Denton: 1985, 86, 87 Moody, William Michael: 1966, 67, (68) Moore, Howard L.: 1942 Moore, Kirke Tonner: 1900, 01, 02, 03 Moore, Roy Webb: 1902, 03, 04 Mordret, Gerald: 1963 Moret, Ray A.: 1981, 82 Morgan, RJ: 2015 Moriarty, Richard A.: 1967, 68 Moran, Matt: 2015 Morrison, Darryl L.: 1991, 92 Morrison, Robert S.: 1945, 46, 47, 48, 49 Morrison, Richard: 2010, 11, 12, 13 Morrison, Sammy: 2015 Morse, Boyd M.: 1940, 41, (45) Morse, Milton Bingham: 1926, 27 Moseley, Palmer S.: 1924, 25 Mosley, Michael W.: 1980 Mountcastle, Paul N.: 1923 Muhammad, Bilal: 2010, 11 Mulitalo, Edwin Moliki: 1997, 98 Mullahey, William Michael: 1958 Mullen, George Hiram: 1902 Mullen, Joseph Burr: 1934, 35 Mulleneaux, Ned: 1929 Muller, John C.: 1972, 73 Mulvey, Edward Richard: 1923 (manager) Munds, William Harold: 1910, 11 Murdock, David Nathaniel: 1932 Murphy, Brendan: 2012, 14 Murphy, Cedric: 1982, 83 Murphy, Dale: 1949 Murray, Brian M.: 1973, 74, 75 Myers, G. Roger: 1964, 65, 66 Myles, Charles R.: 1994, 95, 96, 97 Nadeau, Jeff: 1995, 97 Naegle, Johnny C.: 1968, 69, 70 Nash, Brandon R.: 1997, 98, 2000, (01) Nash, Charles Stanley Jr.: 1998 Nash, Charles S.: 1975, 76 Naumetz, Rex L.: 1972, 73, (74) Navarrete, Alfonso C.: 1962, 63, 64 Nave, Frederick G.: 1924 Neal, DaVonte: 2014, 15 Neal, Mark T.: 1971, 72, (73) Neely, Anthony W.: 1979, 81, 82 Negri, T. James: 1942 Nelson, Bryon: 1982, 83 Nelson, Cam: 2006, 07, 08, (09) Nelson, Dearl G.: 1978, 79, 81 Nelson, Thomas D.: 1966, 67, (68) Ness, Nate: 2007, (08) Nettling, William K.: 1977, 78, 79, 80 Nemeth, William D.: 1966, (67) Newtown, Raymond Austin: 1905 Nicholson, Everett V.: 1955 Nielsen, Walter Ring: 1936, 37, 38 Nies, John R.: 1988, 89 Nolan, Michael Earle: 1933, 34, 36 Norris, R. Scott: 1948, 49 Northcutt, Dennis L.: 1996, 97, 98, 99 Novell, Edward William: 1931 Novosel, Joseph M.: 1975 Nowotny, Raymond Alvin: 1937 Nunez, Luis O.: 2003 Nwoko, Greg: 2009, 10 O'Conner, August Joseph: 1922, 23 O'Connor, James M.: 1972, (73) O'Dowd, Jack Busch: 1930, 31, 32 </p>
---	--	--	--

2016 Arizona Football Media Guide

O'Haco, Michael J.: 1941	Phillips, Thomas A.: 1962, 63, 64	Richards, David: 2012, 13, 14, 15	Savea, Manuia J.: 1998, 99
O'Hara, Ryan: 2003	Pickett, Charles Edgerton: 1912	Richards, Matt: 2005, 06	Schaefer, Ernest P.: 1945
Ogunfiditimi, Olatide E.: 1989	Pickett, Ernest Charles: 1902	Richardson, Harold C.: 1946, 47, 48, 49	Scelzi, Jerry J.: 1964, 65
Oldham, James R.: 1924	Pickrell, William Watson: 1915 (manager)	Richardson, Shaquille: 2010, 11, 12, 13	Schildmeyer, Frederick: 1954
Oliver, Hubert: 1977, 78, 79, (80)	Piecentkowski, Marshall A.: 1959	Richmond, Charles P.: 1899 (manager)	Schiller, Craig S.: 1982, 83
Oliver, Jimmy Lee: 1963, 66	Pierce, Alfred R.: 1980	Richmond, Lincoln A.: 1946	Schlueter, Charles D.: 1967, 68
Ollason, Lawrence: 1947 (manager)	Pierce, Antonio: 1999, 2000	Ridgway, George Richard Jr.: 1954	Schmid, Robert R.: 1937
Olney, William Thomas: 1899, 1900	Pihl, Mark A.: 1971	Rigg, Ralph Lee: 1910, 11	Schmidt, Paul S.: 1974, 75
O'Mahony, Michael F.: 1961, 62, 63	Piper, Harry W.: 1935, 36, 37	Riggleman, Drew: 2013, 14, 15	Schmidtke, Kevin M.: 1994, 95, 96, 97
O'Neil, James T.: 1927 (manager)	Piper, Marvin M.: 1913	Riggs, John D.: 1929	Schmitt, Dean: 1975, 76, 77
O'Neill, Maurice Owen: 1912	Piper, Scott C.: 1973, 74, 75	Rinehart, Jeffrey A.: 1985, 86, 87	Schramm, John: 1976, 77, 78
Onwuasor, Patrick: 2012	Pistor, Arthur Lee: 1974, 75, 76, 77	Rivenburg, Roy Pelton: 1947, 48, (49)	Schuh, Frederick Jr.: 1952, 53, 54
Orem, Clarence Leslie: 1919	Pittman, Caesar: 1970, 71, 72	Robbins, Randy: 1980, 81, 82, 83	Schuld, John F.: 1973, 75
Orr, Neil H.: 1975, 76, 77, (78)	Pittman, Corey A.: 1990, 91, 93	Roberson, George B.: 1908	Schultz, Chris: 1979, 80, 81, 82
Ortiz, Robert Menard: 1948	Pizula, Roy: 1947	Roberts, David: 2008, 09, 10, 11	Schwager, Adam R.: 1961, 63 (manager)
Osborne, Charles W.: 1992, 93, 94, 95	Pinski, Francis X.: 1959	Robertson, Robert L.: 1978	Schwartz, Adam G.: 1997
Osborne, James Charles: 1961	Plodinec, Tim A.: 1965	Robertson, Michael Alan: 1998, 99	Scott, Alfred: 1982
O'Sullivan, Joseph F.: 1973, 74, 75	Plousha, Cullen E.: 1992, 94	Robinson, Brehman H.: 1932, 33, (34)	Scott, Gainus: 2002
Ott, Charles Hyler: 1938	Podesta, Francis E.: 1930	Robinson, Drew: 2011, 12	Scott, James W.: 1965, 66, (67)
Ott, Mani M.: 1991, 93, 94, 95	Polk, DaShon Lamor: 1995, 97, 98, 99	Robinson, James Newton: 1899, 1900	Scott, Matt: 2008, 09, 10, (12)
Overall, Billy G.: 1956, 57, 58	Pollard, Arthur: 1946	Robinson, Mike: 1979, 80	Scott, Thoman Marvin: 1947
Owens, William G.: 1991	Pollard, Edward J.: 1961, 62	Robinson, Paul H.: 1967	Scott, Yusuf J.: 1996, 97, 98
Owen, Mark J.: 1954, 55, 56	Pollard, Leonard: 1928	Rockwell, Guy Lionel: 1899	Scurlock, Michael L.: 1991, 92, 93, 94
Pace, John D.: 1980, 81	Polley, Alan K.: 1955, 56, (57)	Rodgers, Sanford L.: 1965, 66	Scow, Oliver: 1901, 02, 03, 04
Padron, Matthew T.: 2003	Poole, Gregory M.: 1971, 72	Rodriguez, Gerrold: 2005	Scroggins, Jesse: 2014
Palic, Christopher: 1997, 99, 2000	Porter, William Asa: 1914, (15)	Rodriguez, Mario: 1993, 94	Seaman, Bryce E.: 1921
Palmer, Ronnie: 2005, 06, 07, (08)	Porter, Carter C.: 1915, 16, 17	Rodriguez, Ruben Angel: 1985, 86	Seedborg, Harold N.: 1939
Panas, Alexander P.: 1937	Portilla, Jose C.: 1996, 97	Rodriguez, Ted Jr.: 1997, 98	Seeley, George Wesley: 1914, 15
Parada, John M.: 2002, 04	Poumele, Pulu T.: 1990, 91, 93, 94	Rogers, Andy: 1933, 34	Seegal, William R.: 1974, 75, 76, 78
Parish, C.J.: 2009, 11	Powers II, Howard J.: 1987, 88, 89, 90	Rogers, George Wendell: 1935, 36, 37	Seidel, Gus A.: 1929, 30, 31
Parker, Barnes R.: 1941, 42	Prasuhn, Jonathan R.: 1993, 95	Rogers, Regan Crist: 1998	Settlemyer, George: 1955 (manager)
Parker, Barnes R.: 1966, 67	Pratt, Michael P.: 1945, 46 (manager)	Rogge, Harry E. Jr.: 1948	Shackelford, Ray K.: 1959, 60
Parker, George Millard: (1999), 2000	Preninger, Clair B.: 1935, 36	Rogge, Laurence E.: 1966, 67, 68	Shafton, Michael M.: 1949, 50 (manager)
Parker, Glenn A.: 1988, 89	Preston, Gregory C.: 1973, 74, 75, 76	Roland, Robert E.: 1990, (91)	Shanahan, Tim: 1986, 87, 88
Parker, Harry: 1936, 37	Pritchard, Douglass A.: 1988	Roletti, Charles John: 1907, 09, (10), 11	Shannon, Michael P.: 1972, 73, 74
Parker, Henry Clay: 1901 (manager)	Prickett, William D.: 1991	Rolfe, Clifton Howard: 1909, 10, (11)	Shapiro, Gregg D.: 1990
Parker, Jason: 2005, 06, 07	Prickett, Lance L.: 1971	Romero, James Vincent: 1998	Shapiro, Joshua: 1995
Parker, Jesse L.: 1977	Prince, Richard C.: 1968	Romero, Jose: 2014, 15	Sharp, Robert L.: 1923
Parker, Mike R.: 1989, 90	Prior, Joseph L.: 1984, 85, 86	Romero, Lionel R.: 1956, 57	Shaw, Gary L.: 1979, 80, 81
Parker, Rickey: 2005	Prisock, Aaron: 1986	Roney, David M.: 1988, 89	Sheedy, Timothy C.: 1968, 69, 70
Parks, William C.: 1973, 74, 75	Proietti, Donald: 1973, 74	Roper, Gerald M.: 1981	Sheehan, Eric: 2006
Parks, Will: 2012, 13, 14, (15)	Puett, Ott M.: 1922	Rose, Frank Winfred: 1905	Shelton, Michael: 2005, 06
Parnell, Shawn A.: 1994, 95	Putton, Chris: 2010, 11, 12, 13	Rosenberg, Leo M.: 1902, (03)	Shelton, Gary: 2003
Parrish, Gary: 1984, 85	Quihuis, Charlie G.: 1973	Ross, Chad C.: 1991, 92, 93	Sherman, James T.: 1968, 69, 70
Parten, Ty D.: 1989, 90, 91, (92)	Quinn, Kyle: 2009, 10, 11, (12)	Ross, Clarence: 1937, 39	Sherman, Zeonte D.: 2003, 04
Partridge, Bruce K.: 1968	Quinn, Thomas D.: 1988, 89, 90	Ross, Devin: 2006, 07, 08, 09	Sherwood, Ted: 1967, 68, 69
Pascoe, Benjamin F. Jr.: 1900	Raetzman, Charles G.: 1958, 59	Ross, Samuel A.: 1989, 90	Shields, Dennis A.: 1970, 71, 72
Paske, Gary, B.: 1969	Raine, William C.: 1975, 76	Ross, Shelton S.: 1999, 2000, 01	Shields, Paul L. Jr.: 1997, 98
Patrick, Dominic: 2004, 05, 06, 07	Rainey, Derrick: 2010, 11, 12, 13	Rothery, Douglas E.: 1968, 69	Shiflet, Marshall P.: 1924, 25, 26
Patten, Harold A.: 1926, 27, 28, 29	Ramsey, Louis A.: 1967, 68	Rubel, John Pierpont: 1946, 47	Shillings, Floyd V.: 1950
Patterson, Jason: 1993, 94	Ramsey, Robert: 2002	Rudolph, Martin J.: 1984, 85, 86	Shuford, Louis M.: 1971, 72
Patterson, Leslie: 2003	Ramseyer, John A.: 1980	Ruman, Bernard: 1942	Sicilan, Robert J.: 1970
Payne, Greg Jr.: 1998, 99	Randall, Delbert: 1938, 39	Ruman, Raymond Paul: 1946, 47	Sidebotham, William M.: 1919 (manager)
Payton, Joseph J.: 1965, 66	Randall, Jerrard: 2014, 15	Ruman, Robert P.: 1940, 41, 42	Silas, Sherrill D.: 1951
Pazerski, James V.: 1963, 64, (66)	Randolph, David P.: 1974, 75	Rumic, Andrew J.: 1955	Simmons, Aaron J.: 2007, 08, 09, 10
Peete, Willie, Jr.: 1956, 57, 58, 59	Rattay, John M.: 2001	Runk, Carl A.: 1960, 61	Simondi, Louis: 1933, 34, 35
Peete, Willie III: 1981, 82	Ray, John L.: 1967, 68	Rush, Richard L.: 1955	Sims, Randy W.: 2004, 05
Peggs, Joseph G.: 1940, 41, 42	Recktenwald, Bart T.: 1988	Russell, Dan C.: 1949	Sine, Eddie E.: 1955, 56
Pell, Jimmy R.: 1955	Reck, John C.: 1936	Russell, Paul: 1989, 90	Singer, Bernard: 1941
Penn, William Charles: 1945, 46, 47, 48	Redfern, Milton L.: 1967, 68	Russell, Ross M.: 1899, 1900, 01, 03	Singfield, Antoine: 2003
Penner, Douglas Mark: 1985, 86, 87, 88	Redhair, Jack I.: 1956, 57	Russell, Timothy: 1988, 90, 91	Singleton, Chris: 1986, 87, 88, 89
Perkins, Glenn W.: 1979, 81, 82	Redman, William P.: 1980, 81, 82, 83	Ruthrauff, John M.: 1904, (05), 08	Singleton, James T.: 1961, 62, 63
Perkins, Joe: 2008, 09, 10	Reed, Brooks: 2007, 08, 09, (10)	Rutkowski, Phillip T.: 1951, 52, 53	Singleton, Kevin: 1986, 87, 88, (90)
Perry, Daniel A.: 2000	Reed, D'Aundre: 2007, 08, 09, 10	Rutt, Brandon: 2015	Sintay, Henry W.: 1970, 71
Peru, Ramiro J.: 2001	Reed, Marc A.: 1966, 67	Ryan, Daniel J.: 1967	Siotele, Joseph S.: 2000, 01, 02, 03
Peter, John Wayne: 1985	Reese, Joe: 2008	Ryan, Patrick W.: 1955	Skilling, William Emil: 1934
Peterson, Randall S.: 1968	Reese, Terrell: 2007	Sachen, Joseph: 1934, 35, 36	Skowron, Casey: 2014, (15)
Peterson, William R.: 1945, 46, 47, 48	Reeves, Craig W.: 1987	Safranek, Darren: 1999, 2000, 01, 02	Slack, Ryan: 2001, 02
Petropolis, Stanley: 1940, 41, 42	Reeves, Roloff Wright: 1917	Sagar, Kenneth F.: 1929, 30	Slater, Gary W.: 1956, 57
Petroshus, Joseph S.: 1970, 71, 72	Regenovich, Mike: 1941	Salave'a, Joe F.: 1994, 95, (96), 97	Slavin, Tyler: 2011, 12
Pettinato, Dan: 2011, 12, 13, (14)	Rehberg, Michael: 1964	Salony, Eilliam J.: 1962, 63	Slonaker, Alter Louis: 1917, 19, (20), 21
Peyton, Matthew W.: 1993, 94, 95, 96	Reimer, Chris Joshua: 1998	Salmon, John Byrd: 1924, 25	Smetana, William J.: 1941, 47, 48
Pfaff, Douglas E.: 1988, 89	Reinhardt, Nick: 2015	Salum, Donald G.: 1988, 89	Smigel, Joseph M.: 1992, 93, 94
Pfersdorf, James S.: 1922	Relford, Lance: 2000, 01, 02, 03	Sampay, Reggie: 2000, 01, 02, (03)	Smiland, Bronko M.: 1936, 37, 38
Phason, Wincent: 1972, 73, 74	Renaud, Charles Louis: 1917	Sample, Clarence M.: 1930, 32, (33)	Smith, Adonis: 2014
Phegley, Gordon: 1972, 73	Renaud, Ernest James: 1913, 14, 15	Samuels, Justin: 2013	Smith, Anthony: 1989
Philbin, Willie Joe: 1992	Renner, John Arthur: 1959, 60, 61	Sancet, Frank: 1929	Smith, Bertram Louis: 1900, 01
Philipp, Hans: 2008	Reynolds, Donald W.: 1968, 69, 70	Sanders, Brandon C.: 1992, 93, 94, (95)	Smith, Brian: 1985
Philipp, Paul Y.: 2003, 04, 05, 06	Reynolds, Richard Walter: 1946	Sanders, Scott R.: 1993, 94, 95, 96	Smith, Christopher F.: 1975, 77, 78, 79
Phillips, Brandon J.: 2001, 02, 03, 04	Reynolds, William Graham: 1900	Sanders, Yamen: 2013, 14	Smith, Jake K.: 2013
Phillips, Charles D.: 1954	Rhinehart, William: 1946, 47, 48 (manager)	Sanguinetti, John R.: 1974, 75, 76, 77	Smith, John Elliott: 1946, 47, 48
Phillips, Clayton: 1930	Rhodes, Matthew: 1998	Santa Cruz, Fernando: 1962	Smith, Keith Alfred: 1996, 97, 98, 99
Phillips, Jay P.: 1990, 91, 92, (93)	Rice, Thomas Briggs: 1908, (09)	Sarnoski, Kenneth P.: 1966, 67, 68	Smith, Larry D.: 1982, 83
Phillips, John E.: 1971, 72	Rich, LaChaux M.: 1994, 95, 97, 98	Sapp, Errol A.: 1989	Smith, Marcus E.: 2002, 03, 04, 06
Phillips, Nate: 2013, 14, 15	Richards, David C.: 1950, 51, 52	Sather, Tom: 1973	Smith, Melvin E.: 1985, 87, 88

Smith, Mikal L.: 1995, 96	Terrell, Ransom L.: 1971, 72, (73)	Van Hooser, John S.: 1952	Wiley, Ross Lynden: 1920, 21
Smith, Richmond Shaw: 1919, 20, 21	Terrell, Steven K.: 1972	Vargas, Orlando: 2008, 09	Wiley, Labarron: 1978
Smith, Stanford George: 1935, 36	Tevis, Jared: 2011, 12, 13, (14)	Varner, Harry Howard Jr.: 1946, 47, (48)	Wiley, Robert: 1976
Smith, Turner Church: 1913, (14), 15	Tewksbury, Raymond W.: 1930	Vasquez, D.J.: 1998, 99	Wilky, Leslie Guy: 1909, 11, 12
Smith, Vincent R.: 1990, 91, 92	Thomas, Aaron J.: 1988	Vassallo, Paul: 2010, (11)	Willett, Sean: 2012
Smith, Wallace Burton: 1933, 35, 36	Thomas, Anthony D.: 1997, 98, 2000, (01)	Vassar, Charles Q.: 1950, 51 (manager)	Willett, James M.: 1964, 65
Smith, Warner M.: 1991, 92, 93, (94)	Thomas, Charles Emerson: 1903	Vaughn, Terrance R.: 1990, 91, 92, 93	Williams, Armon A.: 1993, 94, 95, (96)
Smith, William C.: 1923, 24, 25, 26	Thomas, Mike: 2005, 06, 07, (08)	Veal, Devin: 2008	Williams, Carlos D.: 2001, 02, 03, (04)
Smith, William E.: 1954, 55	Thomas, Robert Russell: 1920, 22, 23	Veal, Ronald R.: 1987, 88, 89, 90	Williams, Larry Dean: 1958, 59, 60, 61
Smith, Xavier: 2006, 07, 08	Thomas, Timothy: 1993, 94, 95	Vega, Sergio V.: 1980, 81	Williams, Ricky R. Jr.: 2002, 03, 04
Smothers, Antonio: 2014, 15	Thompson, Clifton Jerry: 1965, 66, 67	Ventrigila, James J.: 1969, 70, 71	Williams, Rodney A.: 1995, 96, (97)
Smull, John William: 1959, 60, 61	Thompson, Robert Lee: 1960, 61	Verbalaitis, Victor Hugh: 1983, 84, 86, 87	Williams, Rousell: 1972, 73, 74
Snoddy, C. Calvert, Jr.: 1938, 39, 40	Thompson, Todd A.: 1996	Verfurth, Ralph Ryan: 1917	Williams, William H.: 1958, 59, 60, 61
Solomon, Anu: 2014, 15	Thompson, Tony: 2000	Vesling, Craig: 1982, 83, 84, 85	Williamson, William Roy: 1908, 09
Solomon, Darrell D.: 1977, 78	Thompson, Young A.: 1999, 2000, 01, 02	Vickers, Elmer Francis, Jr.: 1933, 35, 36	Willrodt, Joey: 2002
Sorenson, George: 1926, 27, 28	Thomson, Eric A.: 1980	Vickers, Ryan: 1985, 86	Wilson, Edward A.: 1959, 60, (61)
Sowders, Steven A.: 1967	Thorpe, Clarence D.: 1911	Vorsheck, John P.: 2001, 02	Wilson, Nick: 2014, 15
Spaulding, George F.: 1910	Thorpe, Cloff E.: 1982, 83, 84, 85	Vose, Hamilton III: 1954, 55	Wilson, Phillip W.: 1962, 63
Spilsbury, Max R.: 1946, 47, 48, (49)	Thurman, D'Andrae: 2000, 01, 02	Walcholz, Bill: 2006, 07	Wilson, Shane: 2013
Springston, Ryan C.: 1997, 98	Tijerina, George: 1967	Wade, Marcel R.: 1989, 90, 91, 92	Wilson, William Wade: 1947, 49
Sprotte, J. W. (Jimmy): 1994, 95, 96, (97)	Tillman, Dolphin E.: 1996, 97, 98, 99	Wade, Robert L.: 1999, 2000, 01, (02)	Wimberly, Edward P.: 1962, 63, 64
Sprotte, W. (Scooter): 1995, 96, 98, 99	Titensor, Allen Earle: 1937, 38	Wade, Trevin: 2008, 09, 10, (11)	Windisch, Robert C.: 1973, 74, 75
Spurgeon, Trent: 2011	Tofflemire, Joe S.: 1985, 86, 87, (88)	Wakefield, Melvin F.: 1941	Wingate, Anthony J.: 2002, 03, 04
Stafford, Edward S.: 1899, 1900, 01, 02	Tofflemire, Paul C.: 1988, 89, 90, 91	Walczak, Mark C.: 1982, 83, 84, 85	Wisz, Thomas J.: 1970, 71
Stamer, Paul L.: 1991, 92, 93, 94	Tognett, Omero Al: 1956	Waldrop, Robert F.: 1990, 91, 92, 93	Witten, Oliver Byrd: 1921, 22
Stanton, Allan J.: 1950, 51, 52	Tollefson, Eric J.: 1967	Walker, Bruce E.: 1972, 73	Wnek, Elliott James: 1998, 99, 2000, 01
Stanton, Henry R.: 1939, 40, 41	Tomerlin, Jacob: 2005	Walker, Daniel R.: 1977, 78	Wofford, Walter William: 1919, 20, (21)
Starkey, Craig W.: 1960, 61, 62	Tomlin, Horald A.: 1959, 60	Walker, Frank S.: 1925 (manager)	Wolfe, Stephen M.: 1968, 69
Stauffer, Howard S.: 1958 (manager)	Tompkins, Kim L.: 1968, 69, 70	Walker, Willie: 1994, 95, 96	Wolgast, Edward Lee: 1945, 47, 48, 49, (50)
Steed, John F.: 1917 (trainer)	Tonz, John J.: 1950, 51, 52	Walker, Willis Lester: 1939	Wood, Brad: 2004, 05, 06
Steele, Warren: 1945	Toon, Robert C. Jr.: 1976, 74, 75	Wallace, Darnell J.: 1977	Wood, Brent W.: 1983, 84, 85, 86
Steger, John Frederick: 1936, 37, 38	Torrey, Andre: 2003, (04)	Wallace, Jackie: 1970, 71, 72	Wood, Carter: 2013, 14
Stephens, Roy A.: 1949	Towne, Alfred: 1929 (manager)	Wallace, James E.: 1971, 72	Wood, David W.: 1981, 82, 83, 84
Steptoe, Syndric: 2003, 04, 05, (06)	Townsend, Harold E.: 1960, 61	Wallace, Roy Oliver: 1933, 34, 35	Wood, Earl Francis: 1917
Stern, Gilbert R.: 1953	Traw, Ronald: 1985	Wallendorf, Don: 1951	Wood, Trevor: @014
Stetz, Chris: 1992	Treadwell, Michael C.: 1969, 70, 71	Ward, Jowyn: 2008, 09, 11, 12	Woodall, John W.: 1963, 64
Stevens, John W.: 1926 (manager)	Treadwell, Stuart Ellsworth: 1930	Ward, Kevin M.: 1979, 80, 81, 82	Woodburn, Thomas O.: 1948, 49
Stevenson, Brian: 1977	Tretheway, James: 2007, 08	Ware, Reginald D.: 1978, 79, 80	Wooddell, Charles E.: 1902, 03, 04, 05
Stevenson, Nelson K.: 1945	Tribolet, Charles S.: 1931 (manager)	Warford, Ralph Elmo: 1934, 35, 36	Wooddell, DeLeslie James: 1909
Stevenson, Ricky A.: 1968, 69	Troutman, Roy Robert: 1912	Wargo, Paul G. Jr.: 1966	Woodford, Michael: 1980, 81
Stevenson, Walter H.: 1927	Tucker, Gustave E.: 1979	Warner, James E.: 1987, 88, 89	Woods, Alex Robert: 1986, 88
Stewart, Derrick A.: 1994, 95	Tucker, Jimmy E.: 1989, 90	Warren, Brian V.: 1982, 83	Woods, Sidney Sterling: 1936, 37
Stewart, Harry Alexander: 1919	Tucker, Samuel: 1935, 36	Warren, Clinton: 1927, 28, 29	Woodward, Gregory E.: 1968, 69, 70
Stewart, Jesse Hobson: 1903	Tucker, William F.: 1953, 56	Warren, Paul B.: 1969	Worcester, S. Jarvie: 1999, 2000, 01, (02)
Stewart, Odel L.: 1988	Tuihalamaka, Apaiaata: 2008, 09	Warren, Richard M.: 1989, (90)	Worthy, Jeff: 2014, 15
Stine, Eric R.: 1978	Tuihalamaka, Vuna: 2008, 09	Wartman, Charles H.: 1923	Wozniak, Johnny J.: 1979
Stivers, Ronald M.: 1981, 82	Tuihalamaka, Sione: 2010, 11, 12, (13)	Washington, Alonzo: 1987, 88	Wray, Spencer: 1993, 94
Stofft, Frederick R.: 1925, 26, 27, 28	Tuinei, Vaega Van: 1995, 96	Washington, Justin: 2010, 11, 12, 13	Wright, Christopher H.: 1987, 88, 89
Storch, Surt Eric: 1950, 51, 52	Tuipulotu, Kaniela: 2007, 08	Wasko, Robert: 1995, 96	Wright, Claudius L.: 1993, 94
Stovall, William T.: 1954, 55	Tuitama, Willie: 2005, 06, (07), (08)	Watkins, Clyde: 1936, 37, 38	Wright, Roy James: 1986
Straw, Ken Joe: 1975, 76, 77	Tuitavuki, Carl F.: 2002, 03	Watley, Mark II: 2010, 12	Wright III, Scooby: 2013, 14, 15
Streeter, Mark A.: 1978, 79	Tunncliffe, Tom R.: 1980, 81, 82, 83	Watson, David J.: 1995, 96	Wright, William 'Bug': 2008, 09, 10
Streets, Robert B. Jr.: 1949 (manager)	Turitur, Derrick: 2013, 14	Watters, Robert L.: 1988	Wuertz, Verne Jr.: 1945, 46, 47
Streidnig, Michael: 1988, 89, 90	Turley, Ryan: 1996, 97	Webb, Charles R.: 1984, 85, 86, (87)	Wunderli, Brian K.: 1976, 77, 78
Strickling, Mark C.: 1992, 93	Turner, Greg P.: 1981, 82, 83, 84	Weber, Brett P.: 1980, 81	Wyatt, Wayne: 1995, 96
Stump, Gerald J.: 1969, 71	Turner, Johnathan: 2005, 06, 07	Webre, Alcide N.: 1953, 54	Wynne, John Davis: 1934, 35, 36
Suarez, Benito G.: 1899, 2000, 01, 02, 03	Turner, Mike: 2007, 09, 10	Weiler, Carl E.: 1951, 52, 53	Yarger, Thomas L.: 1960
Sullivan, James Daniel: 1912	Turner, Terrell: 2006, 07, 08, (09)	Weinstein, Bernard: 1945	Yates, Victor: 2010
Svob, Robert Stanley: 1938, 39, 40	Tushaus, Blair: 2014	Wellman, Glenn R.: 1983	Yeager, William Michael: 1958, 59
Swanson, Grant M.: 1974, 75	Tutogi, Taimi: 2009, 10, 11, 12	Wells, Dana C. Jr.: 1985, 86, 87, 88	Yena, Larry L.: 1975, 76
Sweet, Alvin Jay: 1921, 22	Turvey, Harry Ellsworth: 1914, 15, 16	Wells, Raymond E.: 2001, 02	Young, Joseph A.: 1956, 57
Sweeting, Ted G.: 1962, 64	Tyler, Tre: 2015	Wendler, James. M.: 1997, 98, 99	Young, R.J.: 2009, 10
Swick-Vialo, Mitchell: 1925, 26, 27, 29	Tyson, John H.: 1971	West, Kenneth Dale: 1960	Young, Ralph Crawford: 1912 (manager)
Swift, Samuel E.: 1939	Ugwu, Chima: 1996, 98	Westgard, Carl C.: 1931, 32	Young, Tony J.: 1979
Szlauko, Michael J.: 1994, 95, 96, 97	Uku, Austin M.: 1999, 2000, 01	Wetencamp, Paul F.: 1913 (manager)	Yvonovitz, John: 1941
Tackett, Wrinfred Clyde II: 1947, 48	Ullom, Burle W.: 1950, 51	Wharton, Garic: 2011, 12, 13	Zarrillo, Paul F.: 1975
Tafoya, Joseph P.: 1997, 98, 99, 00	Umphress, Robert L.: 1952	Whitaker, Jace: 2015	Zebas, Joseph M.: 1992
Tafua, Steve: 1996	Underhill, Howard L. Talcott: 1910, 11, 12	White, Dan Jerome: 1993, 94, (95)	Zech, Patrick A.: 1974, 75
Tagaloa, Freddie: 2015	Underwood, Dennis L.: 1958, 60, 61	White, Edward Willard: 1904	Zellers, Parker: 2014, 15
Tagoai, Mu Maafala: 1991, 92, 93, 94	Underwood, Norman G.: 1953 (manager)	White, John Carroll: 1929, 30	Zeman, Gerald A.: 1961, 62, (63)
Tate, Dennis: 1977	Upchurch, James T.: 1972, 73, 74	White, Lou V.: 1962, 63, 64	Zendejas, Alex: 2008, 09, 10, 11
Tate, James, Jr.: 1957	Upshaw, Christian: 2012	White, Marshall: 1967	Zendejas, Max J.: 1982, 83, 84, 85
Tate, Joseph McLane: 1904	Upton, William J.: 1923, 24	White, Robert G.: 1970, 71, 72	Ziemer, Walter A.: 1950, 51
Tatum, Brandon: 2005, 07	Urness, Harold Edward: 1958, 59, 60	White, Roy M.: 1930	Zink, Shane: 2012
Taula, Kirifi: 2011, 12, 13	Usman, Mohammed: 2010, 11	White, Ruben J.: 1965, 68	Zion, Daniel L.: 1958
Taylor, Cary E.: 1992, 93, 94, 95	Usu, Ega: 1998, 99	Whiteside, William Hershel: 1900	Zivic, William Jr.: 1978, 79
Taylor, Edgar A.: 1940, 41	Usu, Tevete: 1995, 97	Whitfield, Ashland O.: 1970	Zuckerman, Ken: 1986
Taylor, Elliot: 2012	Utui, McCann L.: 1990, 91	Whitlow, Robert E.: 1956, 57	
Taylor, Gary E.: 1993, 94, 95, 96	Vagoni, John G.: 1952, 54	Whitmore, Dale N. Jr.: 1996, 97	
Taylor, Richard M.: 1940	Vail, Hervert P.: 1940, 41, 42	Whitton, Jeffrey M.: 1976, 77, 78, 79	
Taylor, Timothy D.: 2003	Valder, Jeffrey W.: 1986	Wiggins, Bruce H. III: 1997, 98, 99, 2000	
Taylor, William Henry Jr.: 1911	Valenzuela, Mark: 1976, 77, 78 (manager)	Wigley, Roy Clark: 1936, 37, 38	
Teilborg, Andrew: 1988	Valentine, Juan A.: 2002	Wilcox, Anthony: 2008, 10	
Temple, Robert Aitchison: 1937, 39	Vance, Calvert Lee: 1916, 17 (manager)	Wild, Donald R.: 1959, 60	
Terrell, Damon: 1994	Van Dusen, Rovert E.: 1922, 23	Wilde, Trevor: 1999, 2000	

2016 Arizona Football Media Guide

Football Records

RUSHING

Most Individual Rushing Attempts

Game: 48, Ka'Deem Carey, vs. Oregon, 11-23-13; 39, Ka'Deem Carey vs. Utah, 10-19-13; 36, Ontiwaun Carter, vs. Colo. St. 10-8-1994
 Season: 349, Ka'Deem Carey, 2013 (12 games)
 Season Per Game: 24.4, Ontiwaun Carter, 1994 (268 in 11)
 Career: 815, Ontiwaun Carter, 1991-94 (46 games)
 Career Per Game: 20.6, Ka'Deem Carey, 2011-13 (746 in 36 games)
 17.7, Ontiwaun Carter, 1991-94 (815 in 46 games)

Most Net Yards Gained

Game: 366, Ka'Deem Carey, vs. Colo., 11-10-12 (25 att.)
 Season: 1929, Ka'Deem Carey, 2012 (303 att.)
 Career: 4,239, Ka'Deem Carey, 2011-13 (743 att.)

Most Yards Lost

Game: 78, Bruce McCauley, vs. Marquette, 10-18-52 (9 tc); 75, Willie Tuitama, at Oregon St., 10-6-07 (8 tc)
 Season: 409, Jason Johnson, 2002 (60 att.; -373 net)

Highest Average Gain Per Rush

Game: 38.0, Art Luppino, vs. New Mexico St., 9-18-54 (6 for 228)
 Min. 10: 16.0, Trung Canidate, vs. Arizona St., 11-27-98 (18 for 288)
 Min. 20: 14.6, Ka'Deem Carey, vs. Colorado, 11-10-12 (25-366)
 Season: 7.96, Bobby Lee Thompson, 1960 (92 for 732)
 Min. 100: 7.59, Art Luppino, 1954 (179 for 1359)
 Min. 200: 6.37, Ka'Deem Carey, 2012 (303-1929)
 Career: 7.6, Bobby Lee Thompson, 1960-61 (195 for 1484)
 Min. 200: 6.6, Art Luppino, 1953-56 (513 for 3371)

Most Touchdowns Rushing

Game: 5, Ka'Deem Carey, vs. Colorado, Nov. 10, 2012; 4, five players.
 Season: 23, Ka'Deem Carey, 2012; 21, Art Luppino, 1954
 Career: 48, Ka'Deem Carey, 2011-13; 44, Art Luppino, 1953-56

Games Gained 100 Yards

Consecutive: 16, Ka'Deem Carey, 2012-13
 Season: 12, Ka'Deem Carey, 2013
 Freshman: 7, Nick Wilson, 2014
 Career: 22, Ka'Deem Carey, 2011-13; 18, Trung Canidate, 1996-99

Most Yards Gained By Two Players

Game: 410, Ka'Deem Carey (366) and B.J. Denker (44), vs. Colorado 11-10-12; 393, Kenny Cardella (200) and Don Beasley (193) vs. Arizona St., 11-28-53

Team Highs and Lows, Game

Team Rushing Attempts

Most: 80 vs. Oregon, 1993
 Fewest: 12 vs. Wyoming, 1936
 Fewest Pac-10: 14 vs. Stanford, 2009
 Both Teams, Most: 129 vs. New Mexico, 1973 (Ariz. 66, New Mexico 63)
 Both Teams, Fewest: 52 vs. Wyoming, 1936 (Ariz. 12, Wyoming 40)

Team Rushing Yards Gained

Most: 499, NAU, 2015 (42 rushes)
 Pac-10 Game: 480, UCLA, 1989 (68 rushes)
 Fewest: -49 vs. Arizona St., 1958 (27 rushes)
 Pac-10 Game: -23, at Oregon St., 2002 (25 rushes)
 Both Teams, Most: 734, at UCLA, 1972 (Ariz 229, UCLA 505)
 Both Teams, Fewest: 53 vs. Wyoming, 1967 (Ariz. 14, Wyoming 39); 53 vs Toledo 2010 (Ariz 25, UT 28)

Most Touchdowns By Rushing

11 vs. New Mexico St., 1916 (73-0)

Average Gain Per Rush

Highest: 12.7 at UTEP, 1952 (38 for 483)
 Lowest: -1.8 vs. Arizona St., 1958 (27 for -49)

Most Players Gaining 100 Yards

3, Chuck Levy (19-156), Ontiwaun Carter (15-160), Billy Johnson (18-100) vs. Oregon, 1993

Team Highs and Lows, Season

Rushes Per Game

Most: 55.5, 1978 (610 in 11)
 Total: 663, 1977 (12 games)
 Fewest: 26.7, 2007 (320 in 12)

Yards Gained Per Game

Most: 276.5, 1954 (2745 in 10)
 Fewest: 43.8, 2002 (526 in 12)

Touchdowns Rushing Per Game

Most: 4.3, 1954 (43 in 10)
 Fewest: 0.4, 1965 (4 in 10)
 Pac-10 Years: 0.6, 2002 and 2007 (7 in 12)

Average Gain Per Play

Most: 5.7, 1961 (408 for 2326)
 Fewest: 1.5, 2002 (360 for 526)

Games Gaining 300+ Yards

Five, 1973 and 2013

Players With 700+ yards

Three, 2015 (Jared Baker, Nick Wilson, Jerrard Randall)

Top 10 Average Rushing Yards Per Game, Season

1. 276.5, 1954
2. 270.8, 1973
3. 268.9, 1953
4. 264.9, 2013
5. 254.8, 1952
6. 254.1, 1975
7. 246.7, 1988
8. 240.9, 1989
9. 233.6, 1961
10. 227.8, 2012

Top 10 Team Rushing, Single Game

1. 499, NAU, 2015 (42 att.)
2. 492, Eastern Mich., 1988 (63)
3. 491, at Arizona St., 1953 (73)
4. 483, at UTEP, 1952 (38)
5. 480, UCLA, 1989 (68)
6. 460, Oregon St., 1999 (64)
7. 451, Utah, 1975 (74)
8. 444, New Mexico St., 1951 (52)
9. 438, UTEP, 1973 (58)
10. 438, Colorado, 2012 (38)

Individual Rushing Leaders (2,000+ yards)

Rushing Yards, Career

Yds	Player	Att.	Years
4,239	Ka'Deem Carey	743	2011-13
3,824	Trung Canidate	604	1996-99
3,501	Ontiwaun Carter	805	1991-94
3,381	Art Luppino	513	1953-56
3,163	Mike Bell	678	2002-05
3,096	Hubie Oliver	649	1977-80
2,957	Nic Grigsby	572	2007-10
2,571	David Adams	600	1984-86
2,530	Clarence Farmer	521	2000-03
2,397	Keola Antolin	500	2008-10
2,389	Jim Upchurch	488	1972-74
2,104	Nick Wilson	370	2014-
2,074	Ben McCall	473	1970-72
2,060	Ken Cardella	336	1051-53
2,022	Eddie Wolgast	387	1945-50

Rushing Yards, Season (1,000 yard rushers)

Yds	Player	Att.	Year
1,929	Ka'Deem Carey	303	2012
1,885	Ka'Deem Carey	349	2013
1,602	Trung Canidate	253	1999
1,375	Nick Wilson (Fr.)	236	2014
1,359	Art Luppino	179	1954
1,313	Art Luppino	209	1955
1,229	Clarence Farmer	209	2001
1,220	Trung Canidate	167	1998
1,184	Jim Upchurch	210	1973
1,175	David Adams	238	1986
1,163	Ontiwaun Carter	268	1994
1,153	Nic Grigsby	214	2008
1,148	Bob McCall	228	1972
1,021	Hubert Oliver	197	1979
1,004	Jim Upchurch	216	1974

Freshman Rushing Yards, Season

Yards	Player	Year	Att-Yards-TD
1,375	Nick Wilson	2014	236-1375-16
704	Nic Grigsby	2007	161-704-2
666	Clarence Farmer	2000	138-666-5
654	Vance Johnson	1981	123-654-6
566	Ronald Veal	1987	161-566-9

Rushing Yards, Single Game (200+ yard games)

Yds	Player	Opponent	Year
366	Ka'Deem Carey (25 att.)	vs. Colorado	2012
288	Trung Canidate (18)	vs. Arizona St.	1998
236	Ka'Deem Carey (39)	vs. Utah	2013
232	Jim Upchurch (27)	vs. UTEP	1973
228	Art Luppino (6)	vs. NM State	1954
224	Ontiwaun Carter (36)	vs. Colorado St.	1994
222	Mike Bell (26)	vs. Washington	2003
221	Trung Canidate (33)	at Oregon St.	1999

9. 218	Nick Wilson (20)	at Utah	2014
10. 217	Bill Hargis (33)	vs. Occidental	1930
11. 207	Nic Grigsby (15)	vs. NAU	2009
	Jared Baker (23)	at Colorado	2015
13. 206	Ka'Deem Carey (48)	vs. Oregon	2013
14. 205	David Eldridge (20)	vs. UCLA	1989
15. 204	Ka'Deem Carey (26)	at Utah	2012
16. 202	Trung Canidate (27)	vs. UTEP	1999
17. 201	Chris Jennings (26)	vs. SFA	2006
18. 200	Art Luppino (25)	vs. Montana	1955
	Ken Cardella (31)	at Arizona St.	1953

Freshman Rushing Yards, Single Game (150+ yard games)

Yards	Name	Att-Yards-TD	Opponent	Year
1. 218	Nick Wilson	20-218-3	at Utah	2014
2. 186	Hubie Oliver	29-186-1	at UTEP	1977
	Nic Grigsby	30-186-0 (Rec. TD)	Wash. St.	2007
4. 183	Vance Johnson	24-183-0	Fresno State	1981
5. 178	Nick Wilson	24-178-3	Arizona State	2014
6. 174	Nick Wilson	30-174-1	at UTSA	2014
7. 171	Nick Wilson	29-171-2	Nevada	2014
8. 160	Ontiwaun Carter	15-160-3	Oregon State	1991
9. 153	Nick Wilson	21-153-0	Colorado	2014

Longest Runs (80+ yards)

Yds	Player	Opponent	Year
1. 96	Trung Canidate	San Diego St.	1997
2. 94	Nic Grigsby	vs. NAU	2009
3. 91	Daniel Jenkins	vs. NAU	2013
4. 88	Bobby Thompson	at UTEP	1960
5. 85	Nick Wilson	UNLV	2014
6. 84	Willie Hamilton	at Oregon	1972
7. 82	Willie Lewis (not TD)	Wyoming	1970
	Eddie Wolgast	Arizona St.	1950
9. 81	Eddie Wolgast	at Colorado	1950
	Bill Hargis	at Cal Tech	1930
11. 80	Tremaine Cox	UNLV	2001
	Clarence Farmer	at USC	2000
	Dennis Northcutt	Oregon	1999
	Trung Canidate	at Arizona St.	1999
	Trung Canidate	Arizona St.	1998
	Harry Holt	at UTEP	1977
	Willie Hamilton	at BYU	1973
	Jim Upchurch	at BYU	1973
	Willie Hamilton	at Iowa	1973
	Floyd Hudlow	at New Mexico	1964
	Bobby Thompson	UTEP	1960
	Carl Beard	at UTEP	1952

By Opponent: 90, Lyn Chadnois, Michigan St., 1949

Rushing Touchdowns, Season

1. 23	Ka'Deem Carey	2012
2. 21	Art Luppino	1954
3. 19	Ka'Deem Carey	2013
4. 16	Kelvin Eafon	1998
	Nick Wilson	2014
6. 13	B.J. Denker (QB)	2013
	Nic Grigsby	2008
8. 11	Trung Canidate	1999
9. 10	Clarence Farmer	2001
	Trung Canidate	1998
	Vance Johnson	1983
	Jim Upchurch	1973
10	Keola Antolin	2008

Rushing Touchdowns, Career (20+)

1. 48	Ka'Deem Carey	2011-13
2. 44	Art Luppino	1953-56
3. 28	Nic Grigsby	2007-10
4. 27	Ronald Veal (QB)	1987-90
5. 26	Keola Antolin	2008-11
6. 25	Trung Canidate	1996-99
7. 24	Nick Wilson	2014-
8. 21	Ontiwaun Carter	1991-94
9. 20	Kelvin Eafon (FB)	1996-98
	Vance Johnson	1981-84

Annual Rushing Leaders (Since 1958)

Year	Player	TC	Net	TD	Avg.	PG
1958	W. Livingston	63	187	0	2.9	
1959	W. Livingston	57	380	3	6.7	
1960	B. Thompson	92	732	6	8.0	
1961	B. Thompson	103	752	8	7.3	
1962	Tom Kossler	64	427	3	6.5	
1963	Jim Oliver	49	214	1	4.4	
1964	Floyd Hudlow	73	402	8	5.5	
1965	Brad Hubbert	133	526	0	4.0	
1966	Brad Hubbert	115	501	1	4.4	
1967	David Barajas	87	337	5	3.7	

Annual Rushing Leaders (Since 1958)

Year	Player	TC	Net	TD	Avg.	PG
1968	Noki Fuimaono	156	579	1	3.5	
1969	Ron Gardin	188	759	7	4.0	
1970	Willie Lewis	163	665	3	4.1	66.5
1971	Bob McCall	134	525	0	3.9	47.7
1972	Bob McCall	228	1,148	3	5.0	104.3
1973	Jim Upchurch	210	1,184	10	5.6	107.6
1974	Jim Upchurch	216	1,004	4	4.6	91.2
1975	Dave Randolph	141	657	5	4.7	59.7
1976	D. Anderson	114	506	5	4.4	46.0
1977	D. Anderson	122	568	8	4.7	47.3
1978	Hubert Oliver	198	866	7	4.4	78.7
1979	Hubert Oliver	197	1,021	6	5.2	92.8
1980	Hubert Oliver	146	655	4	4.5	65.5
1981	Vance Johnson	123	654	6	5.3	59.4
1982	Vance Johnson	111	443	4	4.0	44.3
1983	Chris Brewer	114	586	7	5.1	53.3
1984	David Adams	188	750	6	4.0	68.2
1985	David Adams	138	511	2	3.7	51.1
1986	David Adams	238	1,175	7	4.9	106.8
1987	Ron Veal	161	566	9	3.5	56.6
1988	A. Washington	113	651	3	5.8	65.1
1989	David Eldridge	143	788	8	5.5	71.6
1990	Art Greathouse	104	482	5	4.6	48.2
1991	Billy Johnson	116	682	5	5.9	68.2
1992	Ontiwaun Carter	195	739	6	3.8	67.2
1993	Ontiwaun Carter	178	837	4	4.7	83.7
1994	Ontiwaun Carter	268	1163	7	4.3	105.7
1995	Gary Taylor	177	714	2	4.0	64.9
1996	Gary Taylor	120	564	4	4.7	51.3
1997	Trung Canidate	138	804	4	5.8	100.5
1998	Trung Canidate	167	1,220	10	7.3	110.9
1999	Trung Canidate	253	1,602	11	6.3	133.5
2000	Clarence Farmer	138	666	5	4.8	66.6
2001	Clarence Farmer	209	1,229	10	5.9	111.7
2002	Mike Bell	106	341	1	3.2	28.4
2003	Mike Bell	168	920	6	5.5	76.7
2004	Mike Bell	204	950	5	4.7	86.4
2005	Mike Bell	200	952	5	4.8	86.5
2006	Chris Henry	165	581	7	3.5	52.8
2007	Nic Grigsby	161	704	2	4.4	70.4
2008	Nic Grigsby	214	1,196	13	5.4	88.7
2009	Keola Antolin	114	637	4	5.6	49.0
2010	Keola Antolin	143	668	7	4.7	51.4
2011	Keola Antolin	126	568	5	4.5	47.3
2012	Ka'Deem Carey	303	1,929	23	6.4	148.4
2013	Ka'Deem Carey	349	1,885	19	5.4	157.1
2014	Nick Wilson	236	1,375	16	5.8	105.8
2015	Jared Baker	131	798	9	6.1	66.5

RECEIVING

Individual Receiving

Most Passes Caught

Game: 14, Jeremy McDaniel, at California, 11-2-96

Season: 93, Bobby Wade, 2002 (12 games)

Career: 259, Mike Thomas, 2005-08

Career Per Game: 5.4, Mike Thomas 2005-08, 259 in 48G; 5.1, Bobby Wade 1999-02, 230 in 45G; 4.7, Dennis Northcutt, 1996-99, 223 in 47G

Most Receiving Yards Gained

Game: 283, Jeremy McDaniel, at Cal, 11-2-96 (14 rec.)

By opposing players: 604, Austin Hill (10-259) vs. USC (Marqise Lee, 16-345)

Season: 1422, Dennis Northcutt, 1999 (88 rec.)

Career: 3351, Bobby Wade, 1999-02 (230 rec.)

Most Players 100 Yards Receiving, Game

3, M. Thomas 7-137, T. Turner 7-109, A. Johnson 7-102 vs. New Mexico 2007

Highest Average Gain Per Reception (Min. 3)

Game: 45.5, Cayleb Jones, vs. New Mexico, 12-19-2015 (4 for 182)

(Min. 5): 34.2, Charlie McKee, vs. Oregon St., 11-6-71 (6 for 205)

(Min. 10): 25.9, Austin Hill, vs. USC (10-259), 10-27-12

Season: 21.0, Keith Hartwig, 1976 (54 for 1134)

Career: 20.1, Keith Hartwig, 1973-76 (67 for 1350)

Touchdown Passes Caught

Game: 3, Cayleb Jones, vs. California, 9-20-2014 (of 13 rec.)

3, Juron Criner, vs. Ore. '09 (of 5); UCLA '11 (10)

3, Mike Thomas, at Washington, 10-27-07 (of 10)

3, Bobby Wade, at California, 11-3-2001 (of 6)

3, Scott Piper vs. Northwestern, 10-4-75 (of 4)

3, Charlie McKee vs. Wyoming, 11-21-70 (of 3)

3, Joe Hernandez vs. New Mexico, 10-21-61 (of 4)

3, Bill Glazier vs. New Mexico, 11-5-49 (of 6)

Season: 11, Austin Hill, 2012; 11, Mike Thomas, 2007; 11, Theopolis

Bell, 1974; 11, Juron Criner, 2010; Juron Criner 2011

Career: Juron Criner 32, 2008-11; T. Bell, 30, 1972-75

Most Consecutive Games Catching a Pass

42, Dennis Northcutt (10-26-96 Oregon St. to 11-27-99 Arizona St.);

42, Bobby Wade (9-18-99 Stanford to 11-29-02 ASU, 1 missed game due to injury)

Most Consecutive Games Catching A Touchdown Pass

6, Rodney Williams (9-27 thru 11-8-97 UCLA-Oregon St)

Career 100-Yard Receiving Games

13, Dennis Northcutt, 1996-99; 12, Bobby Wade, 1999-02; 11, Mike Thomas, 2005-08; 11, Juron Criner, 2008-11

Receiving Leaders

Pass Receptions, Career

Rec.	Player	Yards	TD	Years	
1.	259	Mike Thomas	3,231	23	2005-08
2.	230	Bobby Wade	3,351	23	1999-02
3.	223	Dennis Northcutt	3,252	24	1996-99
4.	209	Juron Criner	2,859	32	2008-11
5.	153	Theopolis Bell	2,509	30	1972-75
6.	151	David Douglas	1,542	11	2008-11
7.	147	Austin Hill	2,280	17	2011-14
8.	136	Jon Horton	2,415	16	1983-86
9.	131	Syndric Steptoe	1,584	6	2003-06
10.	128	David Roberts	1,325	5	2008-11
128	Cayleb Jones	1,923	14	2014-15	

2016 Watch: Samajie Grant (123), Nate Phillips (120)

Receiving Yards, Career (Top 15)

Yds	Player	Rec.	TD	Years	
1.	3,351	Bobby Wade	230	23	1999-02
2.	3,252	Dennis Northcutt	223	24	1996-99
3.	3,231	Mike Thomas	259	23	2005-08
4.	2,859	Juron Criner	209	32	2008-11
5.	2,509	Theopolis Bell	153	30	1972-75
6.	2,415	Jon Horton	136	16	1983-86
7.	2,280	Austin Hill	147	17	2011-14
8.	1,957	Richard Dice	119	17	1993-96
9.	1,925	Derek Hill	112	14	1985-88
10.	1,923	Cayleb Jones	128	14	2014-15
11.	1,884	Terry Vaughn	109	6	1990-93
12.	1,789	Brad Anderson	97	8	1981-83
13.	1,652	Charlie McKee	85	19	1969-71
14.	1,610	Terrell Turner	141	9	2006-09
15.	1,584	Syndric Steptoe	131	6	2003-06

2016 Watch: Nate Phillips (1,532), Samajie Grant (1,392)

Pass Receptions, Season (60+)

Rec.	Player	Yards	Year	
1.	93	Bobby Wade	1,389	2002
2.	88	Dennis Northcutt	1,422	1999
3.	83	Mike Thomas	1,038	2007
4.	82	Juron Criner	1,233	2010
5.	81	Austin Hill	1,364	2012
6.	76	Jim Greth	1,003	1966
7.	74	Juron Criner	956	2011
74	Mike Thomas	825	2008	
9.	73	Cayleb Jones	1,019	2014
10.	65	David Douglas	666	2011
65	Gino Crump	610	2011	
12.	63	Dennis Northcutt	922	1998
13.	62	Bobby Wade	882	2001
14.	61	Dan Buckner	773	2012
61	Andrae Thurman	915	2002	
61	Dave Hibbert	606	1958	

Receiving Yards, Season (900+ yards)

Yds	Player	Rec.	Year	
1.	1,422	Dennis Northcutt	88	1999
2.	1,389	Bobby Wade	93	2002
3.	1,364	Austin Hill	81	2012
4.	1,233	Juron Criner	82	2010
5.	1,134	Keith Hartwig	54	1976
6.	1,038	Mike Thomas	83	2007
7.	1,019	Cayleb Jones	73	2014
8.	1,003	Jim Greth	76	1966
9.	969	Richard Dice	56	1994
10.	956	Juron Criner	75	2011
11.	922	Dennis Northcutt	63	1998
12.	916	Jeremy McDaniel	58	1998
13.	915	Andrae Thurman	61	2002
14.	904	Cayleb Jones	55	2015

Touchdown Receptions, Season

TD	Player	Rec/Yards	Year	
1.	11	Juron Criner	75-956	2011
11	Juron Criner	82-1,233	2010	
11	Mike Thomas	83-1,038	2007	
11	Theopolis Bell	53-700	1974	
11	Austin Hill	81-1,364	2012	
6.	10	Keith Hartwig	53-1,134	1976
10	Rob Gronkowski	47-672	2008	
8.	9	Cayleb Jones	73-1019	2014
9	Juron Criner	43-580	2009	
9	Dennis Northcutt	68-767	1997	
9	Jeremy McDaniel	58-916	1998	
12.	8	Bobby Wade	93-1,389	2002
8	Bobby Wade	62-882	2001	
8	Dennis Northcutt	88-1,422	1999	
8	Richard Dice	56-969	1994	
8	Jim Greth	76-1,003	1976	

Career Touchdown Receptions (12+)

TD	Player	Rec-Yards	Years	
1.	32	Juron Criner	209-2859	2008-11
2.	30	Theopolis Bell	153-2,509	1972-75
3.	24	Dennis Northcutt	223-3,252	1996-99
4.	23	Mike Thomas	259-3,231	2005-08
23	Bobby Wade	230-3,351	1999-02	
6.	19	Charlie McKee	85-1,652	1969-71
7.	17	Richard Dice	119-1,957	1993-96
17	Austin Hill	147-2280	2011-14	
9.	16	Rob Gronkowski	75-1,197	2007-08
16	Jon Horton	136-2,415	1983-86	
11.	15	Derek Hill	112-1,925	1985-88
12.	14	Cayleb Jones	128-1,923	2014-15
13.	13	Nate Phillips	120-1,532	2013-
14.	12	Rodney Williams	112-1,536	1995-97

2016 Watch: Samajie Grant (9)

Pass Receptions, Single Game

Rec.	Player	Opponent	Year	
1.	14	Jeremy McDaniel (283 yds)	at California	1996
2.	13	Cayleb Jones (186)	California	2014
3.	12	Juron Criner (179)	Oregon State	2010
12	Juron Criner (152)	vs. Stanford	2009	
12	David Roberts (138)	at Washington	2009	
12	Rob Gronkowski (143)	at Oregon	2008	
12	Bobby Wade (151)	Oregon	2002	
12	Dave Hibbert (107)	at Texas Tech	1958	
12	Mike Thomas (105)	at California	2007	
12	Jim Greth (98)	Iowa St.	1966	
12	Mike Thomas (83)	at USC	2007	
12.	11	Austin Hill (165)	at Stanford	2012
11	Juron Criner (118)	at Washington	2011	
11	Mike Thomas (127)	at UNM	2008	
11	Bobby Wade (222)	at California	2002	
11	Bobby Wade (157)	at Arizona St.	2001	
11	Jim Greth (120)	at Iowa	1966	
11	Hank Stanton (104)	at Okla. St.	1941	

Receiving Yards, Single Game (180+ yards)

Yds	Player (receptions)	Opponent	Year	
1.	283	Jeremy McDaniel (14)	at California	1996
2.	259	Austin Hill (10)	USC	2012
3.	257	Dennis Northcutt (10)	at TCU	1999
4.	222	Bobby Wade (11)	at California	2002
5.	217	Theopolis Bell (7)	New Mexico	1975
217	Jon Horton (9)	Utah St.	1984	
7.	208	Derek Hill (7)	at Stanford	1987
8.	205	Charlie McKee (6)	Oregon St.	1971
9.	203	Keith Hartwig (8)	Wyoming	1976
10.	196	Bill Glazier (8)	New Mexico	1951
11.	193	Nate Phillips (9)	vs. Boston College	2013
12.	186	Cayleb Jones (13)	California	2014
1				

2016 Arizona Football Media Guide

6.	Mike Metzler	34-597, 6 TD	1994-96
7.	Bill Nettling	29-451, 5 TD	1977-80

Annual Pass Receptions Leaders

Year	Name	No.	Yards	TD	Avg.
1958	Dave Hibbert	61	606	4	9.9
1959	Willie Peete	10	173	1	17.3
1960	Joe Hernandez	24	440	7	18.3
1961	Joe Hernandez	27	423	1	15.7
1962	Ken Cook	11	187	1	17.0
1963	Floyd Hudlow	13	167	3	12.8
1964	Rickie Harris	28	391	1	13.9
1965	Tim Plodinec	20	191	1	9.6
1966	Jim Greth	76	1,003	8	13.1
1967	Wally Scott	15	243	1	16.2
	Jim Coddington	15	182	1	12.1
1968	Ron Gardin	48	892	4	18.6
1969	Hal Arnason	30	489	3	16.3
1970	Hal Arnason	35	569	2	16.3
1971	Charlie McKee	43	854	5	19.8
1972	Barry Dean	22	414	3	18.8
	Theo Bell	22	408	4	18.6
1973	Theo Bell	47	790	7	16.8
1974	Theo Bell	53	700	11	13.2
1975	Scott Piper	45	718	7	15.9
1976	Keith Hartwig	54	1,134	10	21.0
1977	Harry Holt	24	423	2	17.6
1978	Ron Beyer	21	296	4	14.1
1979	Tim Holmes	24	319	0	13.3
1980	Tim Holmes	33	545	0	16.5
1981	Mark Keel	27	343	4	12.7
1982	Brad Anderson	44	870	5	19.8
1983	Jay Dobyns	50	694	1	13.9
1984	Jon Horton	45	880	6	19.6
1985	Jon Horton	43	685	3	15.9
1986	Derek Hill	32	523	3	16.3
1987	Derek Hill	45	798	4	17.7
1988	Derek Hill	25	508	5	20.3
1989	Reggie McGill	11	170	1	15.5
1990	Terry Vaughn	22	431	2	19.6
1991	Terry Vaughn	21	270	1	12.9
1992	Troy Dickey	28	395	1	14.1
1993	Terry Vaughn	36	474	2	13.2
1994	Richard Dice	56	969	8	17.3
1995	Rodney Williams	46	587	4	12.8
1996	Jeremy McDaniel	31	607	3	19.6
1997	Dennis Northcutt	58	767	9	13.2
1998	Dennis Northcutt	63	922	6	14.6
1999	Dennis Northcutt	88	1,422	8	16.2
2000	Bobby Wade	45	626	3	13.9
2001	Bobby Wade	62	882	8	14.2
2002	Bobby Wade	93	1,389	8	14.9
2003	Biren Ealy	42	577	4	13.7
2004	Syndric Steptoe	30	446	3	14.9
2005	Mike Thomas	52	771	5	14.8
2006	Syndric Steptoe	55	568	2	10.3
2007	Mike Thomas	83	1,038	11	12.5
2008	Mike Thomas	74	825	4	11.1
2009	Terrell Turner	48	458	4	9.5
2010	Juron Criner	82	1,233	11	15.0
2011	Juron Criner	75	956	11	12.7
2012	Austin Hill	81	1,364	11	16.8
2013	Nate Phillips	51	696	7	13.6
2014	Cayleb Jones	73	1,019	9	14.0
2015	Cayleb Jones	55	904	5	16.4

PASSING

Individual Passing

Most Pass Attempts

Game: 73, Anu Solomon vs. California, 9-20-14 (47 comp); 72, Anu Solomon vs. USC, 10-11-14 (43 comp); 69, Matt Scott at Stanford, 10-6-12 (45 comp); 61, Willie Tuitama at California, 9-22-07 (42 comp.)
Season: 560, Nick Foles, 2011; 540, Anu Solomon, 2014
Career: 1,396, Nick Foles, 2009-11; 1,276, Willie Tuitama, 2005-08; 1,069, Tom Tunnicliffe, 1980-83

Most Pass Completions

Game: 47, Anu Solomon vs. California, 9-20-14, 73 att; 45, Matt Scott at Stanford, 10-6-2012, 69 att; 43, Anu Solomon vs. USC, 10-11-14, 72 att; 42, Willie Tuitama, at California, 9-22-07, 61 att.;
Season: 387, Nick Foles, 2011 (12G, 560 att); 327, Willie Tuitama, 2007 (12G, 524 att); 313, Anu Solomon, 2014 (14G, 540 att).
Career: 933, Nick Foles, 2009-11; 786, Willie Tuitama, 2005-08
Career Per Game: 26.7, Nick Foles (933 in 35G); 19.7, Willie Tuitama (786 in 40)

Highest Completion Percentage, Game

10 PC: 91.7, Tom Tunnicliffe, vs. UTEP, 10-31-81 (11-12)
15 PC: 86.4, B.J. Denker, vs. Oregon, 11-23-13 (19-22)
20 PC: 84.6, Anu Solomon, vs. Nevada, 9-13-14 (22-26)
30 PC: 86.5, Nick Foles, vs. Toledo, 9-3-10 (32-37)
40 PC: 78.4, Nick Foles, vs. Stanford, 10-17-09 (40-51)

Highest Completion Percentage, Season

100 PA: 68.5, K.Smith, 1998 (113-165-7, 1,732 yds-13 TD.)
200 PA: 69.1, Nick Foles, 2011 (560-387-14, 4334, 28 TD); 67.1, Nick Foles, 2010 (426-286-10, 3191, 19 TD); 64.9, W. Tuitama, 2008 (399-259-8, 3,088-23 TD)
100 PC: 69.1, Nick Foles, 2011 (387-560, 4,334 yds); 68.5, Keith Smith, 1998 (113-165, 1,732 yds.)

Highest Completion Percentage, Career (Min. 500 att)

66.8, Nick Foles, 2009-11 (1396-933)
61.6, Willie Tuitama, 2005-08 (1276-786)
59.8, Keith Smith, 1996-99 (434-726)

Most Passes Had Intercepted

Game: 6, John Kelly, vs. Michigan St., 11-8-49; 6, Bruce Lee, vs. Auburn (Sun Bowl), 12-28-68
Season: 18, Ed McCauley, 1950 (att. 138)
Season % of Att: 19.4, Ted Bland, 1935 (14 of 72)
Career: 56, Tom Tunnicliffe, 1980-83

Fewest Passes Had Intercepted (Pct. of Attempts)

Season: 1.39, Bruce Hill, 1975 (3 in 215)
Career (500 att): 2.36, Nick Foles, 2009-11 (33 in 1396); 2.42, Willie Tuitama, 2005-08 (31 in 1276)

Most Attempts Without Interceptions

Game: 72, Anu Solomon, vs. USC, 2014; 51, Nick Foles, vs. Stanford, 2009, vs. OkSt, 2011, vs. ASU, 2011; 48, Nick Foles, vs. USC, 2010
In-Game (before an INT): 68, Matt Scott, at Stanford, 10-6-2012
Consecutive: 233, Anu Solomon (2014 Boise St.-2015 Washington); 208, Nick Foles (2010-USC 2011)
To open season: 210, Anu Solomon, 2015 (ended Q1 at Wash.)

Most Yards Gained

Game: 520, Anu Solomon (Fr.), vs. California, 9--20-2014; 510, Willie Tuitama, at Washington, 10-27-07
Season: 4,334, Nick Foles, 2011, 12 games
Season (Fr.): 3,793, Anu Solomon, 2014, 14 games
Season Per Game: 361.2, Nick Foles, 2011 (4,334 in 12)
Career: 10,011, Nick Foles, 2009-2011 (933-1396-33-67); 9,211, Willie Tuitama, 2005-08
Career Per Game: 286.0, Nick Foles, 2009-11 (10011-35G); 230.2, Willie Tuitama, 2005-08 (9,211 in 40)

Yards Gained Per Attempt

Game: 35.3, Eddie Wilson vs. Colorado St., 9-23-61 (6-212)
Min. 10: 20.6, Bill Brechler vs. Idaho, 11-9-63 (11 for 227)
Min. 20: 15.3, Tom Tunnicliffe vs. UOP, 10-23-82 (28-427)
Min. 30: 11.9, Bruce Hill vs. UNM, 10-25-75 (34-406); 11.9, Keith Smith vs. California, 11-2-96 (35-418)
Min. 40: 10.9, Jason Johnson at Cal, 11-16-02 (45-492)
Season: 10.5, Keith Smith, 1998 (165 for 1,732)
Season (200 att.): 8.3, Keith Smith, 1999 (228-1,903)
Season (300 att.): 8.1, Jason Johnson, 2002 (410-3,327)
Career: 8.3, Marc Lunsford, 1974-77 (332-2,756)
Career (500 att.): 8.2, Keith Smith, 1996-99 (726-5,972)
Career (1000 att.): 7.2, W. Tuitama, 2005-08 (1,276-9,211)

Most Yards Gained Per Completions

Game (5 PC): 42.4, Eddie Wilson, vs. Colo St., 9-23-61 (5-212)
Game (10 PC): 26.2, Brian Linstrom, vs. BYU, 10-10-70 (10-262)
Game (20 PC): 17.0, Anu Solomon, vs. UNLV, 8-29-2014 (25-425)
Season (50 PC): 18.34, Marc Lunsford, 1976 (70-1,284)
Season (100 PC): 17.13, Bruce Hill, 1975 (102-1,747)
Career: 18.13, Marc Lunsford, 1974-77 (152-2,756)
Career (200 PC): 15.01, Bruce Hill, 1973-75 (339-5,090)
Career (500 PC): 11.7, Willie Tuitama, 2005-08 (786-9,211)

Most Touchdown Passes

Game: 6, Tom Tunnicliffe, vs. Pacific, 10-23-82; 5, Anu Solomon, vs. California, 2014; 5, Anu Solomon, at Wash. State, 2014; 5, Willie Tuitama, vs. NAU/Washington, 2007; 5, Keith Smith at California 1996; 5, Nick Foles vs. NAU 2011
Season: 28, Nick Foles, 2011; 28, Willie Tuitama, 2007; 28, Anu Solomon, 2014
Career: 67, Willie Tuitama, 2005-08, Nick Foles, 2009-11; 46, Tom Tunnicliffe, 1980-83 (4 seasons); 45, Bruce Hill, 1973-75 (3 seasons)

Passing Efficiency Rating

Game: (25 PA): 273.8, Tom Tunnicliffe, vs. UOP, 10-23-82 (28 att., 21 comp., 0 int., 428 yds., 6 TD)
Game (<25 PA): 274.22, W. Tuitama, at Oregon, 11-18-06 (9 att, 8 comp, 0 int., 120 yds., 2 TD)
Season (100 PA): 174.17, Keith Smith, 1998 (113-165, 1,732)
Season (150 PA): 174.17, Keith Smith, 1998 (113-165, 1,732)
Career (300 PA): 140.52, Keith Smith, 1996-99 (726 att.)
Career (500 PA): 140.52, Keith Smith, 1996-99 (726 att.)
Career (1000 PA): 138.18, Nick Foles, 2009-11 (1,396 att); 134.70, Willie Tuitama, 2005-08 (1275 att.)

Consecutive Games Throwing Touchdown Pass

17, Nick Foles (OSU, 2010-all 12G in 2011)
11, Marc Reed (Iowa, 1966-Wyoming, 1967)
10, Willie Tuitama (Stanford '97-UW '08)
Freshman Season: 9, Anu Solomon (Game 1-9)

Passing Yards Gained by Opposing Players

Game: 921- Keith Smith (418) and Pat Barnes, Cal (503), 11-2-96;
900 - Anu Solomon (520) and Jared Goff (380), 9-20-2014; 893 - Nick Foles (425), Matt Barkley, USC (468), 10-1-11; 862 - Matt Scott (369), Matt Barkley, USC (493), 10-27-12; 851 - Matt Scott (491), Jose Nunes, Stanford (360), 10-6-12; 838 - Nick Foles (415), Andrew Luck, Stanford (423), 10-17-09;

Team Passing

Team Single-Game Team Passing (425+ yards)

Yds.	Opponent Year	(PA-PC-Int-TD)
1.	520	California, 2014 (74-47-2-5)
2.	510	at Washington, 2007 (51-38-1-5)
3.	492	at California, 2002 (69-45-1-4)
4.	491	at Stanford, 2012 (45-31-1-3)
5.	448	at Oregon, 2010 (54-29-1-3)
6.	446	New Mexico, 2007 (53-30-2-3)
7.	443	at Washington, 2002 (41-29-1-3)
8.	440	Oregon State, 2010 (46-35-1-3)
9.	434	UNLV, 2014 (46-26-0-4)
10.	427	Pacific, 1982 (31-21-0-6)
11.	425	USC, 2011 (53-41-2-4)

Top 10 Average Passing Yards, Season

1.	370.7	2011 (4th nationally)
2.	308.5	2007 (10th nationally)
3.	307.7	2010 (9th nationally)
4.	298.4	2012 (23rd nationally)
5.	289.8	2002
6.	272.6	2014
7.	255.1	1966 (3rd nationally)
8.	253.1	1999
9.	250.3	2001
10.	244.0	2008

Team Passing Highs and Lows, Game

Passes Attempted

Most: 74, vs. California, 2014 (47 comp.)
Fewest: 1, vs. Oregon, 1978 (comp. 0); 1, vs. Oregon, 1993 (comp. 0)
Both Teams, Most: 117, at Wash. State, 2014 (UA 38, WSU 79)
Both Teams, Fewest: 10 vs. Pomona, 1930 (Ariz. 6, Pom. 4)

Passes Completed

Most: 47, vs. California, 2014 (74 att.)
Fewest: 0, vs. Oregon, 1978 (att. 1); 0, vs. Oregon, 1993 (att. 1); 0, vs. New Mexico St., 1934 (att. 11)
Both Teams, Most: 82 at Wash. State, 2014 (UA 26, WSU 56)
Both Teams, Fewest: 3, vs. NMSU, 1934 (Ariz. 0, NMSU 3; 3, vs. Loyola, 1932 (Ariz. 3, Loyola 0); 3, Oklahoma St., 1932 (Ariz. 3, Oklahoma St. 0); 3, Colorado St., 1930 (Ariz. 2, Colorado St. 1); 3, at Texas Tech, 1935 (Ariz. 2, Texas Tech 1)

Completion Percentage

(10 PA): .800, vs. Arizona St., 1948 (8 of 10)
(10 PC): .857, vs. Colorado, 2012 (12 of 14)
(20 PA): .863, vs. Oregon, 2013 (19 of 22)
.818, vs. Washington, 2010 (18 of 22)
(25 PA): .846, Nevada, 2014 (22 of 26)
(30 PA): .841, at Toledo, 2010 (37 of 44)
Both Teams Highest: 824, vs. Colorado, 2012 (28 of 34)
Lowest (10 PA): .000, vs. New Mexico St., 1934 (0 of 11)

Yards Gained Passing

Most: 520, California, 2014; 510, at Washington, 2007
Pac-10 Game: 520, California, 2014; 510, at Washington, 2007
Fewest: 0, at Oregon, 1978; 0, vs. Oregon, 1993
Both Teams, Most: 921, vs. California, 1996 (Ariz. 418, Cal 503); 900, vs. Cal, 2014 (Ariz. 520, Cal 380); 893 vs. USC 2011 (UA 425, USC 468)
Both Teams, Fewest: 20, vs. Colorado St., 1930 (Ariz. 17, Colorado St. 3)

#Forever65

Touchdown Passes

Most: 6 vs. Pacific, 1982
Both Teams: Most: 13 vs. California, 1996 (Ariz. 5, California 8)

Most Passes Had Intercepted

Most: 8, vs. Auburn (Sun Bowl), 1968; 8, vs. Hardin-Simmons, 1946
Both Teams: 11, Auburn 1968 (Ariz. 8, Auburn 3)

Percent Passes Had Intercepted

.417, at Minnesota, 1939 (5 of 12)

Most Attempts Without Interception

Game: 72, vs. USC, 2014 (43-72)
In Game (Before INT): 68, at Stanford, 2012 (68 of 68 before INT in OT).

Yards Gained Per Attempt

Most: 30.3, vs. Colorado St., 1961 (7-for-212)
Most (Min. 20): 15.2 at Oregon St., 2005 (22-for-335)
Fewest (Min. 10): .33, vs. Kansas, 1949 (15-for-5)

Yards Gained Per Completion

Most: 42.4, vs. Colorado St., 1961 (5 for 212)
Most (Min. 9): 32.7, vs. Texas Tech, 1977 (9 for 294)
Most (Min. 15): 23.9, vs. Wyoming, 1976 (15 for 358)
Fewest (Min. 10): 5.4, vs. West Texas St., 1956 (10 for 54)

Most Yards Allowed Interception Returns

165, vs. Oklahoma St., 1941 (7 returns)

Average Gain Allowed Per Interception Return

64.5, by Utah, 1972 (2 for 129)

Intercepted Passes Returned for Touchdown

3, by Michigan St., 1949

Team Passing Highs and Lows, Season

Passes Attempted Per Game

Most: 48.1, 2011 (577 in 12)
Total: 577, 2011 (12 games)
Fewest: 11.2, 1937 (112 in 10)

Passes Completed Per Game

Most: 33.2, 2011 (398 in 12)
Total: 398, 2011 (12 G)
Fewest: 4.0, 1935 (36 in 9)

Completion Percentage

Highest: .690, 2011 (398 of 577)
.681, 2010 (357 of 524)
.646, 2008 (266 of 412)
.625, 2007 (332 of 531)
Lowest: .295, 1935 (36 of 122)

Yards Gained Per Game

Most: 370.8, 2011 (4449 in 12)
Total Yds: 4449, 2011 (12 G)
Fewest: 61.7, 1939 (617 in 10)

Touchdown Passes Per Game

Highest: 2.5, 1997 (27 in 11)
Most total: 29, 2011 (in 12); 29, 2014 (in 14)
Fewest: .2, 1965 (2 in 10)

Passes Had Intercepted Per Game

Most: 2.66, 1940 (24 in 9)
Total: 26, 1949 (10 G)
Fewest: .27, 1975 (3 in 11)

Percentage Passes Had Intercepted

Highest: 15.2, 1939 (22 of 145)
Lowest: 1.3, 1975 (3 of 236)
1.8, 2014 (10 of 564)
1.8, 2013 (7 of 383)

Consecutive Games TD Pass Thrown

Season: 12, 2011
Overall: 22, Wash. 2011 to Ore. 2012

Games Exceeding 250 Yards

Season: 12, 2011 (all 300); 9, 2010; 8, 2007
Consecutive: 19, USC 2010 to SC State 2012

Average Gain Per Attempt

Most: 9.0, 1998 (309-for-2,778)
Fewest: 4.06, 1949 (198-for-805)

Average Gain Per Completion

Most: 17.71, 1977 (98-for-1736)
Fewest: 9.72, 2009 (301-for-2,927)
9.94, 1957 (155-for-1540)

Yards Allowed Interception Returns Per Game

Fewest: 1.1, 1975 (12 in 11)
Most: 45.4, 1949 (454 in 10)

Average Per Interception Return Allowed

Fewest: 3.0, 1994 (7-for-21)
Most: 19.1, 1991 (17-for-324)

Touchdowns On Passes Had Intercepted

3, 1949, 1982, 2001, 2003, 2006

Individual Passing Leaders

Passing Yards, Career

Yds	Player	Att.-Cmp.-Int.-TD	Years
1. 10,011	Nick Foles	1,396-933-33-67	2009-11
2. 9,211	Willie Tuitama	1,276-786-31-67	2005-08
3. 7,618	Tom Tunnicliffe	1,069-574-56-46	1980-83
4. 6,460	Anu Solomon	870-518-14-48	2014-
5. 6,016	Alfred Jenkins	879-456-38-30	1983-86
6. 5,972	Keith Smith	726-434-27-42	1996-99
7. 5,749	Jason Johnson	719-413-26-35	1999-02
8. 5,723	Dan White	850-446-27-43	1993-95
9. 5,424	Ortege Jenkins	717-488-27-42	1997-00
10. 5,090	Bruce Hill	680-339-28-45	1973-75
11. 4,921	Matt Scott	676-415-19-33	2008-12
12. 3,305	Jim Krohn	513-260-36-24	1976-79
13. 3,268	Bill Demory	481-220-24-20	1970-72
14. 3,127	Marc Reed	504-247-30-24	1966-67
15. 3,111	George Malauulu	584-241-19-10	1989-92

Career Touchdown Passes (20+)

Name	Passes	Years
1. Nick Foles	67	2009-11
Willie Tuitama	67	2005-08
3. Anu Solomon	48	2014-
4. Tom Tunnicliffe	46	1980-83
5. Bruce Hill	45	1973-75
6. Dan White	43	1993-95
7. Keith Smith	42	1996-99
Ortege Jenkins	42	1997-00
9. Jason Johnson	35	1999-02
10. Matt Scott	33	2008-12
11. Alfred Jenkins	30	1983-86
12. Jim Krohn	24	1976-79
13. Bill Demory	20	1970-72

Passing Yards, Season (2,000+ yards)

Yds	Player	Att.	Comp.	Year
1. 4,334	Nick Foles	560	387	2011
2. 3,793	Anu Solomon	540	313	2014
3. 3,683	Willie Tuitama	524	327	2007
4. 3,620	Matt Scott	499	301	2012
5. 3,327	Jason Johnson	410	239	2002
6. 3,191	Nick Foles	426	286	2010
7. 3,088	Willie Tuitama	399	259	2008
8. 2,667	Anu Solomon	330	205	2015
9. 2,520	Tom Tunnicliffe	328	176	1982
10. 2,516	B.J. Denker	381	233	2013
11. 2,486	Nick Foles	410	260	2009
12. 2,474	Tom Tunnicliffe	351	185	1983
13. 2,368	Marc Reed	365	193	1966
14. 2,347	Jason Johnson	298	169	2001
15. 2,202	Alfred Jenkins	312	156	1984
16. 2,181	Dan White	296	169	1994

Passing Efficiency, Season (Min. 90 attempts)

Rating	Player	Att.	Year
1. 174.2	Keith Smith	165	1998
2. 157.1	Marc Lunsford	132	1976
3. 150.9	Matt Scott	93	2010
4. 147.0	Anu Solomon	330	2015
5. 145.6	Nick Foles	560	2011
6. 144.9	Willie Tuitama	399	2008
7. 144.7	Ortege Jenkins	131	1999
8. 140.9	Nick Foles	426	2010
9. 140.7	Eddie Wilson	116	1960
10. 140.5	Bruce Hill	215	1975

Pass Attempts, Season

Att.	Player	Year
1. 560	Nick Foles	2011
2. 540	Anu Solomon	2014
3. 524	Willie Tuitama	2007
4. 499	Matt Scott	2012
5. 426	Nick Foles	2010
6. 410	Nick Foles	2009
410	Jason Johnson	2002
8. 399	Willie Tuitama	2008
9. 365	Marc Reed	1966
10. 351	Tom Tunnicliffe	1983

Pass Completions, Season

Comp.	Player	Year
1. 387	Nick Foles	2011
2. 327	Willie Tuitama	2007
3. 320	Anu Solomon	2014
4. 301	Matt Scott	2012
5. 286	Nick Foles	2010
6. 260	Nick Foles	2009
7. 259	Willie Tuitama	2008
8. 239	Jason Johnson	2002
9. 233	B.J. Denker	2013
10. 205	Anu Solomon	2015

Touchdown Passes, Season

TD	Player	Year
1. 28	Nick Foles	2011
28	Willie Tuitama	2007
28	Anu Solomon	2014
4. 27	Matt Scott	2012
5. 23	Willie Tuitama	2008
6. 20	Nick Foles	2010
20	Marc Reed	1966
20	Anu Solomon	2015
9. 19	Nick Foles	2009
19	Jason Johnson	2001
19	Ortege Jenkins	1997

Pass Completion Percentage, Season (Min. 100 att.)

Pct.	Player	Att.	Cmp.	Year
1. 69.10	Nick Foles	560	387	2011
2. 68.50	Keith Smith	165	113	1998
3. 67.13	Nick Foles	426	286	2010
4. 64.91	Willie Tuitama	399	259	2008
5. 63.41	Nick Foles	410	260	2009
6. 62.12	Anu Solomon	330	205	2014
7. 61.15	B.J. Denker	381	233	2013
8. 60.24	Willie Tuitama	524	327	2007
9. 60.60	Keith Smith	193	117	1996
10. 60.32	Matt Scott	499	301	2012

Passes Had Intercepted, Season

Int.	Player	Att.	Year
1. 18	Bruce McCauley	138	1950
2. 17	Alfred Jenkins	312	1984
17	Tom Tunnicliffe	217	1981
4. 16	Tom Tunnicliffe	351	1983
16	Bruce Hill	249	1974
16	Marc Reed	365	1966
16	John Kelly	113	1949
8. 15	Kris Heavner	237	2003
9. 14	7 times, last Matt Scott	499	2012

Passing Yards, Single Game (400+ Yards)

Yds	Player (Att.-Cmp.-Int.-TD)	Opponent-Year
1. 520	Anu Solomon (73-47-2-5)	California 2014
2. 510	Willie Tuitama (51-38-1-5)	at Wash. 2007
3. 492	Jason Johnson (45-31-1-4)	at California 2002
4. 491	Matt Scott (69-45-1-3)	at Stanford 2012
5. 448	Nick Foles (54-29-1-3)	at Oregon 2010
6. 446	Willie Tuitama (53-30-1-3)	New Mexico 2007
7. 443	Jason Johnson (41-29-1-3)	at Wash. 2002
8. 440	Nick Foles (46-35-1-3)	Oregon State 2010
9. 427	Tom Tunnicliffe (28-21-0-6)	Pacific 1982
10. 425	Nick Foles (53-41-2-4)	USC 2011
425	Anu Solomon (44-25-0-4)	UNLV 2014
12. 418	Keith Smith (35-25-0-5)	at California 1996
13. 417	Nick Foles (42-34-0-5)	NAU 2011
14. 416	Jason Johnson (35-24-1-2)	Utah 2002
416	Nick Foles (51-40-0-3)	Stanford 2009
16. 406	Bruce Hill (34-21-0-3)	New Mexico 1975
17. 403	Matt Scott (53-31-2-3)	Oregon State 2012

2016 Arizona Football Media Guide

Freshman Passing Yards, Single Game (325+ yards)

Yards	Name	C-A-INT-TD	Opponent	Year
1. 520	Anu Solomon	47-73-2-5	California	2014
2. 425	Anu Solomon	25-44-0-4	UNLV	2014
3. 418	Keith Smith	25-35-1-1	at California	1996
4. 395	Anu Solomon	43-72-0-1	USC	2014
5. 348	Ortege Jenkins	22-46-1-1	Washington	1997
6. 335	Willie Tuitama	13-22-0-2	at Oregon State	2005
335	Anu Solomon	28-49-2-1	vs. Boise State	2014
8. 328	Tom Tunnicliffe	22-38-0-3	at Washington	1980

Longest Passing Plays (80+ Yards)

1.	99, Jason Johnson	to Brandon Marshall	Idaho	2001
2.	95, Brandon Dawkins	to Trey Griffey	ASU	2015
3.	94, Bobby Watters	to Al. Washington	UNM	1987
4.	92, Nic Costa	to Andrae Thurman	UCLA	2002
92,	Tom Tunnicliffe	to Brian Holland	Arizona St.	1982
92,	Bill Demory	to Charlie McKee	at BYU	1971
92,	Anu Solomon	to Austin Hill	UNLV	2014
8.	89, Dan White	to Richard Dice	Pacific	1995
9.	85, Nick Foles	to Juron Criner	at Oregon	2010
85,	G. Malaulu	to David Lockhart	Stanford	1991
85,	Anu Solomon	to Cayleb Jones	at UTSA	2014
12.	84, Bill Brechler	to Floyd Hudlow	Idaho	1963
13.	82, Bill Demory	to Charlie McKee	Oregon St.	1971
82,	Bill Demory	to Charlie McKee	New Mexico	1971
15.	80, Keith Smith	to D. Northcutt	at Arizona St.	1999
80,	Bruce Hill	to Theopolis Bell	New Mexico	1975
80,	Ferrill Capps	to Bill Lovin	New Mexico St.	1941

Non-Scoring: 74, Ortege Jenkins to Trung Canidate, vs. UCLA, 1998;
By Opponent: 92, Lamar Jordan to Delane Hart-Johnson(TD), at New Mexico, 2015; 91, Steve Stenstrom to Brian Manning (TD), Stanford, 1993

Annual Passing Leaders Since 1958

Year	Player	Att	Cmp.	Int.	Yards	TD	Pct.
1958	Ralph Hunsaker	191	106	13	1,129	5	55.5
1959	Eddie Wilson	76	31	6	476	4	40.7
1960	Eddie Wilson	116	62	7	1,020	9	53.4
1961	Eddie Wilson	154	79	7	1,294	10	51.3
1962	Eddie Bricker	45	18	3	313	3	40.0
1963	Bill Brechler	82	34	3	550	7	41.5
1964	Lou White	67	25	9	419	2	37.3
1965	Phil Albert	123	58	6	559	2	47.2
1966	Mark Reed	365	193	16	2,368	20	52.9
1967	Bruce Lee	137	57	8	635	5	41.6
1968	Mark Driscoll	152	62	8	927	5	40.8
1969	Brian Linstrom	258	119	10	1,598	11	46.1
1970	Brian Linstrom	141	59	8	884	5	42.0
1971	Bill Demory	199	91	11	1,384	10	45.7
1972	Bill Demory	174	76	8	1,175	13	43.6
1973	Bruce Hill	216	104	9	1,529	9	48.1
1974	Bruce Hill	249	133	16	1,814	18	53.4
1975	Bruce Hill	215	102	3	1,747	18	47.4
1976	Marc Lunsford	132	70	5	1,284	12	53.0
1977	Marc Lunsford	166	71	10	1,344	6	42.8
1978	Jim Krohn	151	79	8	996	9	52.3
1979	Jim Krohn	175	93	14	1,094	7	53.1
1980	Tom Tunnicliffe	173	96	9	1,204	8	55.5
1981	Tom Tunnicliffe	217	117	17	1,420	9	53.9
1982	Tom Tunnicliffe	328	176	14	2,520	18	53.7
1983	Tom Tunnicliffe	351	185	16	2,474	11	52.7
1984	Alfred Jenkins	312	156	17	2,202	11	50.0
1985	Alfred Jenkins	278	150	10	1,767	7	54.0
1986	Alfred Jenkins	232	118	9	1,573	10	50.9
1987	Ron Veal	153	75	9	1,239	4	49.0
1988	Ron Veal	105	40	3	669	4	38.1
1989	Ron Veal	117	46	5	517	2	39.3
1990	George Malaulu	101	46	5	726	1	45.5
1991	George Malaulu	99	52	5	674	5	52.5
1992	George Malaulu	198	97	7	1,210	6	49.0
1993	Dan White	207	103	7	1,410	11	49.8
1994	Dan White	296	169	7	2,181	14	57.1
1995	Dan White	297	150	10	1,855	15	50.5
1996	Keith Smith	193	117	6	1,450	11	60.6
1997	Ortege Jenkins	235	115	5	1,669	19	48.9
1998	Keith Smith	165	113	7	1,732	13	68.5
1999	Keith Smith	228	131	8	1,903	10	57.5
2000	Ortege Jenkins	261	123	12	1,647	9	47.1
2001	Jason Johnson	298	169	13	2,347	19	56.7
2002	Jason Johnson	410	239	13	3,327	16	58.3
2003	Kris Heavner	237	121	15	1,501	8	51.1
2004	R. Kovalcheck	168	80	7	950	6	47.6
2005	R. Kovalcheck	220	125	11	1,351	10	56.8
2006	Willie Tuitama	211	118	6	1,335	7	55.9
2007	Willie Tuitama	524	327	11	3,683	28	62.4
2008	Willie Tuitama	499	259	8	3,088	23	64.9
2009	Nick Foles	410	260	9	2,486	19	63.4
2010	Nick Foles	426	286	10	3,191	20	67.1

2011	Nick Foles	560	387	14	4,334	28	69.1
2012	Matt Scott	499	301	14	3,670	27	60.3
2013	B.J. Denker	381	233	7	2,516	16	61.2
2014	Anu Solomon	540	313	9	3,793	28	58.0
2015	Anu Solomon	330	205	5	2,667	20	62.1

TOTAL OFFENSE

Individual

Most Plays

Game: 89, Anu Solomon vs. California 2014 (73P/16 R); 76, Anu Solomon vs. USC 2014 (72P/4 R); 74, Matt Scott at Stanford 2012 (69P/5R)
Season: 677, Anu Solomon, 2014 (540P/137R)
Career: 1,503, Nick Foles 2009-11 (1,396P, 106R, 1Rec); 1,448, Willie Tuitama, 2005-08, (1,276 P/ 172 R)

Most Yards Gained

Game: 566, Anu Solomon vs. California 2014 (520P/46R); 517, Willie Tuitama at UW, 10-27-07 (510P/7R)
Season: 4,231, Nick Foles 2011 (4334P/-103R)
Career: 9,712, Nick Foles, 2009-11 (10011P/-290R/-9Rec); 8,727, Willie Tuitama, 2005-08 (9,211 P/-484 R)
Career Per Game: 277.5, Nick Foles, 2009-11 (35G); 218.2, Willie Tuitama, 2005-08 (40 G)

Highest Average Gain Per Play, Game

Min. 15 plays: 16.0, Trung Canidate, 11-27-98, vs. ASU (18-288); 14.4, Bill Brechler, vs. Idaho, 11-9-63 (19-274)
Min. 25 plays: 14.0, Tom Tunnicliffe, vs. Pacific, 10-23-82 (30-420)
Min. 40 plays: 11.1, Keith Smith, at California 11-2-96 (45-502)
Min. 50 plays: 9.2, Willie Tuitama at Washington, 10-27-07 (56-517)

Highest Average Gain Per Play, Season

Min. 1000 yds: 7.61, Eddie Wilson, 1961 (181-1377)
Min. 2000 yds: 7.36, Keith Smith, 1999 (279-2054)
Min. 3000 yds: 7.0, Nick Foles, 2011 (603-4231)

Highest Average Gain Per Play, Career

Min. 2000 yds: 6.90, Keith Smith, 1996-99 (1021-7049)
Min. 3000 yds: 6.53, Art Luppino, 1953-56 (516-3371)
Min. 4000 yds: 6.4, Jason Johnson, 1999-02 (832-5285)
Min. 5000 yds: 6.5, Nick Foles, 2009-11 (1503-9712)
Min. 6000 yds: 6.8, Matt Scott, 2008-12 (888-6059)

Most TDs Responsible For (TDs scored and passed for)

Game: 7, Keith Smith, vs. California, 11-2-96 (5 P, 2 R)
Season: 33, Matt Scott, 2012 (27 P, 6 R); 31, Willie Tuitama, 2007 (28 P, 3 R); 30, Anu Solomon, 2014 (28 P, 2 R); 28, Nick Foles, 2011 (28 P);

Points Responsible For (scored and passed for)

Game: 42, Keith Smith, vs. California, 11-296 (5P, 2R)
Season: 202, Matt Scott, 2012 (27 P, 6 R, 2 2-pt pass); 188, Willie Tuitama, 2007 (3 R, 28 TD P, 2-pt PAT pass); 180, Anu Solomon, 2014 (28 P TD, 2 R TD).

Yards Gained by Opposing Players

Game: 1,030, Keith Smith, Arizona (502) & Pat Barnes, California (528), Nov. 2, 1996

Team Total Offense Highs and Lows, Game

Plays, Rushing and Passing

Most: 106, twice (2014 vs. California and 2014 vs. Boise State)
Fewest: 34, at Loyola, 1935 (24R, 12P)
Both Teams, Most: 188, vs. Nevada, 2012 (105 Nev., 83 Ariz.)
Both Teams, Fewest: 84, vs. Wyo., 1936 (Ariz. 45, Wyo 39)

Yards Gained

Most: 792, vs. NAU, 2015 (499R/293P)
Pac-12 Game: 627, vs. California, 2014 (240P, 107R)
Fewest: 15, at Loyola, 1935 (-4R, 19P)
Pac-10 Game: 93, at Oregon St., 2002 (116 P, -23 R)
Both Teams, Most: 1,254, vs. California, 1996 (Ariz. 595, California 659)
Both Teams, Fewest: 175, at Texas Tech, 1935 (Ariz. 65, Texas Tech 110)

Average Gain Per Play

Highest: 13.3, at UTEP, 1952 (45 for 599)
Lowest: .42, at Loyola, 1935 (36 for 15)

Touchdowns By Rushing and Passing

11, vs. NAU, 2015; 9, vs. Idaho, 2008; 9, vs. UTEP, 1976; 9, San Diego St., 1956; 9, New Mexico St., 1951

Team Total Offense Highs and Lows, Season

Plays Per Game

Most: 83.2, 2012 (1082 in 13 games)
81.4, 2014 (1139 in 14 games)
Total: 1,139, 2014 (14 games)
1,082, 2012 (13 games)
Fewest: 54.0, 1959 (540 in 10)
Lowest: 49.3, 1938 (9 games)

Yards Gained Per Game

Most: 526.2, 2012 (6840 in 13 games)
Fewest: 182.8, 1965 (1828 in 10)

Average Gain Per Play

Most: 6.5, 1999 (874 for 5,663)
6.5, 2015 (993 for 6,534)
Fewest: 2.74, 1965 (629 for 1,828)

Touchdowns Rushing and Passing Per Game

Most: 5.2, 1954 (52 in 10)
Fewest: 0.6, 1965 (6 in 10)

Games Exceeding 500 Yds.

10, 2012; 6, 1999 (five consecutive)

Total Offense Leaders

Total Offense, Career

Yards	Player	Att.	Years
1. 9,712	Nick Foles	1,503	2009-11
2. 8,727	Willie Tuitama	1,448	2005-08
3. 7,336	Tom Tunnicliffe	1,253	1980-83
4. 7,049	Keith Smith	1,021	1996-99
5. 6,949	Anu Solomon	1,074	2014-
5. 6,307	Alfred Jenkins	1,136	1983-86
6. 6,059	Matt Scott	612	2008-12
7. 6,054	Bruce Hill	1,067	1973-75
8. 5,577	Ortege Jenkins	1,111	1997-00
9. 5,490	Nick Foles	899	2009-11
10. 5,312	Dan White	992	1993-95
11. 5,285	Jason Johnson	832	1999-02
12. 4,307	Jim Krohn	893	1976-79

Total Offense, Season

Yds	Player	Plays	Year
1. 4,231	Nick Foles	603	2011
2. 4,126	Matt Scott	612	2012
3. 4,084	Anu Solomon	677	2014
4. 3,520	Willie Tuitama	578	2007
5. 3,465	B.J. Denker	562	2013
6. 3,078	Nick Foles	461	2010
7. 2,968	Willie Tuitama	448	2008
8. 2,954	Jason Johnson	470	2002
9. 2,667	Anu Solomon	397	2015
10. 2,464	Tom Tunnicliffe	396	1983

Total Offense, Single Game (425+ Yards)

Yds	Player (Plays)	Opponent	Year
1. 566	Anu Solomon (89)	California	2014
2. 517	Willie Tuitama (57)	at Washington	2007
3. 502	Keith Smith (55)	at California	1996
4. 485	Matt Scott (74)	at Stanford	2012
5. 469	Matt Scott (65)	USC	2012
6. 461	Matt Scott (60)	Toledo	2012
7. 457	B.J. Denker (47)	at Colorado	2013
8. 456	Anu Solomon (52)	UNLV	2014
9. 451	Bruce Hill (44)	New Mexico	1975
10. 446	Nick Foles (51)	Oregon State	2010
11. 445	Nick Foles (57)	at Oregon	2010
12. 444	Jason Johnson (52)	at California	2002
13. 432	Matt Scott (58)	Oregon State	2012
14. 425	Willie Tuitama (54)	vs. New Mexico	2007

Top Single-Game Team Total Offense Totals (Plays); 600+ yards

1. 792	NAU, 2015 (81)
2. 787	UNLV, 2014 (94)
3. 691	New Mexico, 1969 (91)
4. 689	South Carolina State, 2012 (102)
5. 670	at Colorado, 2013 (82)
6. 644	Oregon State, 2015 (88)
7. 627	California, 2014 (106)
8. 624	Toledo, 2012 (80)
9. 617	at Stanford, 2012 (103)
10. 616	at Colorado, 2015 (84)
11. 610	Pacific, 1982 (78)
12. 607	Arizona St., 1998 (72)
13. 606	South Dakota St., 1956 (76)

Top Season Per Game Total Offense (top-20 national rank)

1. 526.2	2012 (7)
2. 494.9	2015 (16)
3. 471.9	1999 (3)

ALL-PURPOSE YARDAGE

Individual

Most Plays

Game: 49, Ka'Deem Carey, vs. Oregon, 11-23-13 (48 rush/1 rec); 39, David Adams, at Oregon, 9-20-86 (31 rush/ 6rec./2 kick ret.); 39, Nic Grigsby, vs. Washington St., 9-29-07 (30 rush, 9 rec)
Season: 375, Ka'Deem Carey, 2013 (349 rush, 26 rec)
Career: 855, Ontiwaun Carter, 1991-94; 847, Ka'Deem Carey, 2011-13

Yards Gained

Game: 400, Ka'Deem Carey, vs. Colorado 11-10-12; 359, Art Luppino, vs. New Mexico St., 9-18-54
Season: 2,249, Dennis Northcutt, 1999 (1422 rec./436 punt ret./191 kick ret./200 rush.)
Career: 5,483, Ka'Deem Carey, 2011-13; 5,392, Dennis Northcutt, 1996-99; 4,981, Mike Thomas, 2005-08
Career Per Game: 152.3, Ka'Deem Carey, 2011-13 (5,483 in 36 games); 140.5, Bobby Lee Thompson, 1960-61 (2,810 in 20 games)
Average Gain Per Play
Game: 44.9, Art Luppino, vs. New Mexico St., 9-18-54 (8 for 359)
Season (Min. 100): 16.8, Dennis Northcutt, 1999 (134 for 2249)
Career: 15.6, Theopolis Bell, 1972-73 (317 for 4943)
Career <2000 yds: 21.9 Travis Cobb, 2009-10 (91-1992)

Total All-Purpose Yards, Career

Yds	Player	Plays	Years
1. 5,483	Ka'Deem Carey	847	2011-13
2. 5,392	Dennis Northcutt	368	1996-99
3. 4,981	Mike Thomas	375	2005-08
4. 4,963	Art Luppino	607	1953-56
5. 4,943	Theopolis Bell	317	1972-75
6. 4,785	Bobby Wade	340	1999-02
7. 4,378	Trung Canidate	646	1996-99
8. 4,343	Vance Johnson	645	1981-84
9. 4,023	Ontiwaun Carter	855	1991-94
10. 3,931	Syndric Steptoe	272	2003-06
11. 3,830	Derek Hill	279	1985-88
12. 3,795	Chuck Levy	510	1991-93
13. 3,698	Eddie Wolgast	379	1945-48

Total All-Purpose Yards, Season

Yds	Player	Plays	Year
1. 2,249	Dennis Northcutt	134	1999
2. 2,248	Ka'Deem Carey	240	2012
3. 2,193	Art Luppino	310	1954
4. 2,058	Ka'Deem Carey	375	2013
5. 1,949	Bobby Wade	127	2002
6. 1,902	Art Luppino	239	1955
7. 1,855	Trung Canidate	283	1999
8. 1,826	Mike Thomas	119	2007
9. 1,772	Derek Hill	111	1987
10. 1,648	Mike Thomas	141	2008

Total All-Purpose Yards, Single Game

Yds	Player (Plays)	Opponent	Year
1. 400	Ka'Deem Carey (27)	Colorado	2012
2. 359	Art Luppino (8)	New Mexico St.	1954
3. 340	Derek Hill (15)	at Stanford	1987
4. 338	Mike Thomas (16)	at Washington	2007
5. 314	Dennis Northcutt (15)	at TCU	1999
6. 313	Ken Cardella (34)	at Arizona St.	1953
7. 311	Art Luppino (27)	Oregon	1955
8. 289	Art Luppino (29)	Arizona St.	1954
9. 288	Trung Canidate (18)	Arizona St.	1998
10. 283	Jeremy McDaniel (14)	at California	1996

SCORING AND KICKING

Individual

Most Points Scored

Game: 32, Art Luppino, vs. New Mexico St., 1954
Season: 166, Art Luppino, 1954
Career: 360, Max Zendejas, 1982-85

Touchdowns Scored

Game: 5, Art Luppino, vs. New Mexico St., 1954; Ka'Deem Carey, vs. Colorado, 2012
Season: 24, Art Luppino, 1954; Ka'Deem Carey, 2012
Career: 52, Ka'Deem Carey, 2011-13; 48, Art Luppino, 1953-56

Most 2-Point Conversions Made

Game: 5, Art Luppino, 1953 (1-pt. Conversion Runs, before the 2-point rule)
Season: 5, Art Luppino, 1953 (1-pt. Conversion Runs, before the 2-point rule)
Career: 8, Eddie Wilson (passes), 1956-61

Field Goals Made

Game: 4, Casey Skowron, at UTSA, 9-4-14 (4 att.); 4, Alex Zendejas, vs. Cent. Mich., 9-5-09 (att. 5); 4, Alex Zendejas, at Washington, 10-10-09 (att. 4); 4, Doug Pfaff, vs. Stanford, 9-2-89 (att. 4); 4, Max Zendejas, vs. Washington St., 9-14-85 (att. 4); 4, Max Zendejas, at LSU, 9-22-84 (att. 4); 4, Max Zendejas, at California, 10-1-83 (att. 5); 4, Charles Gorham, vs. Indiana, 9-22-73 (att. 4); 4, Steve Hurley, vs. UTEP, 10-5-68 (att. 4)
Season: 23 Steve McLaughlin, 1994 (att. 29)
Career: 79, Max Zendejas, 1982-85 (att. 107)

Most Field Goals, Season

Steve McLaughlin*	23 (29)	1994 (plus 2 bowl FG)
Max Zendejas*	22 (29)	1985 (plus 2 bowl FG)
Jason Bondzio	21 (26)	2007
Max Zendejas	21 (27)	1984
Gary Coston*	21 (24)	1986 (plus 2 bowl FG)

(At time, bowls not included in season stats)

Most Field Goals Attempted

Game: 5, five times, last Casey Skowron, vs. USC 2014 (made 2)
Season: 29, Max Zendejas, 1985
Career: 107, Max Zendejas, 1982-85 (2-3 bowls; made 79)

Highest Field Goals Made Percentage

Game: 100.00, Casey Skowron, at UTSA, 9-4-14 (4 of 4); 100.00, Alex Zendejas, at Wash., 10-10-09 (4 of 4); 100.00, Doug Pfaff, vs. Stanford, 9-2-89 (4 of 4); 100.00, Max Zendejas, at LSU, 9-22-84 (4 of 4); 100.00, Charlie Gorham, vs. Indiana, 9-22-73 (4 of 4); 100.00, Steve Hurley, vs. UTEP, 10-5-68 (4 of 4)
Season: .875, Jason Bondzio, 2008 (14 of 16); .818, Casey Skowron, 2015 (18-22); .800, Max Zendejas, 1983 (20 of 25)
Career: .833, Jason Bondzio, 2007-08 (35 of 42); .760, Casey Skowron, 2014-15 (38-50); .738, Max Zendejas, 1982-85 (79-107)

Most Consecutive Field Goals Made

11, Max Zendejas, 1984 (Fresno St. to Long Beach St.)

Most Consecutive Games Kicking Field Goal

Season: 11, Max Zendejas, 1983; 11, Jason Bondzio, 2007
Career: 18, Max Zendejas, 1982-84

Most Field Goals Made 50 Yards or More

Game: 2, Max Zendejas, vs. UCLA, 11-12-83 (51-53)
Season: 5, Max Zendejas, 1984 (53-50-54-50-52)
Career: 13, Max Zendejas, 1982-84

Most Games Kicking Three or More Field Goals

Season: 4, Casey Skowron, 2014 and 2015; 4, Lee Pistor, 1975; 4, Max Zendejas, 1984, 1985
Career: 12, Max Zendejas, 1982-85

Most Games Kicking Field Goal

Season: 11, Max Zendejas, 1983; 11, Jason Bondzio, 2007; 10 Alex Zendejas 2010
Career: 38, Max Zendejas, 1982-85

Longest Field Goal

Game: 57, Max Zendejas, at Arizona St., 11-23-85; 57, Lee Pistor, at Iowa, 9-24-77; 57, Jon Prasuhn, vs. Pacific, 9-2-95
Game, Opponent: 63, Clark Kremble, Colorado St., 11-15-1975
Arizona Stadium: 57, Jon Prasuhn, vs. Pacific, 9-21-95

PAT Kicks Made

Game: 10, Casey Skowron, vs. NAU, 9-19-2015; 9, Lee Pistor, vs. UTEP, 19-9-75 (att. 9); 9, Brett Weber, vs. Pacific, 11-15-80 (att. 9)
Season: 59, Casey Skowron, 2015 (61 att); 58, John Bonano, 2012 (59); 57, Casey Skowron, 2014 (57)
Career: 123, Max Zendejas, 1982-85 (att. 125)

PAT Kicks Attempted

Game: 10, Casey Skowron, vs. NAU, 9-19-2015 (made 10); 10, Joe Goff, vs. Arizona St., 9-28-46 (made 7)
Season: 61, Casey Skowron, 2015 (61 att); 59, John Bonano, 2012 (59); 57, Casey Skowron, 2014
Career: 125, Max Zendejas, 1982-85 (made 123)

Highest Percentage PAT Kicks Made

Game: 100.00 Casey Skowron vs. NAU, 2015 (10-10); 100.00 Lee Pistor vs. UTEP, 1975 (9-9); 100.00 Brett Weber vs. UOP 1980 (9-9)
Season: 100.00, Casey Skowron, 2014 (57-57); 100.00, Jason Bondzio, 2008 (55-55); 100.00, Max Zendejas, 1983 (39-39); 100.00, Gary Coston, 1990 (32-32); 100.00, Mark McDonald, 1997 (31-31); 100.00, Bill Zivic, 1979 (28-28); 100.00, Steve McLaughlin, 1992/1994 (26-26); 100.00, Brett Weber, 1980 (26-26); 100.00, John Bonano, 2011 (24-24); 100.00, Nick Folk, 2006 (22-22)
Career: 99.1, Gary Coston 1986-90 (115-116); 98.9, Jason Bondzio 2007-08 (92-93); 98.4, Max Zendejas, 1982-85 (123-125)

Consecutive PAT Kicks Made

Season: 57, Casey Skowron, 2014; 55, Jason Bondzio, 2008
Career: 74; John Bonano, 2009-12 (WSU '09 thru ASU '12); 68, Max Zendejas, 1982-84 (Stan '82 thru USC '84; 67, Jason Bondzio, 2007-08 (Wash '07 through '08)

Most Points Scored by Kicking

Game: 16, Casey Skowron, UNLV, 8-29-14 (7 PAT, 3 FG); 16, Jake Smith, at UNLV, 9-7-13 (7 PAT, 3 FGs)
Season: 117, Casey Skowron, 2014 (57 PAT, 20 FG); 113, Casey Skowron, 2015 (59 PAT, 18 FG); 100, Jason Bondzio, 2007 (21 FGs, 37 XPs)
Career: 360, Max Zendejas, 1982-85 (79 FG, 123 PAT)

Longest Field Goals

Yds	Player	Opponent	Year
1. 57	Jon Prasuhn	Pacific	1995
57	Lee Pistor	at Iowa	1977
57	Max Zendejas	at Arizona St.	1985
4. 54	Max Zendejas	Colorado	1985
54	Max Zendejas	Washington	1983
54	Lee Pistor	Colorado St.	1976
54	Steve McLaughlin	California	1994
8. 53	Jake Smith	at California	2013
53	Nick Folk	Arizona St.	2004
53	Steve McLaughlin	Washington St.	1993
53	Steve McLaughlin	at Stanford	1994
53	Max Zendejas	Fresno St.	1984
53	Max Zendejas	UCLA	1983

Opponent: 63, Clark Kemble, at Colorado St., 1975

Arizona Primary Kickers By Year (since 1960)

Year	Kicker	FG-A	Pct	PAT	.Pct
1960	Eddie Wilson	2-x	--	17-x	...
1961	Eddie Wilson	2-x	--	24-26	.923
1962	John Fouse	0-1	.000	3-4	.750
	Gary Kenley	0-0	--	4-5	.800
1963	Bill Brechler	0-2	.000	10-17	.588
1964	Tom Malloy	1-2	.500	14-17	.824
1965	Jan Komorowski	4-x	--	7-x	...
1966	Don Wilhelm	1-7	.143	13-16	.813
1967	Ken Sarnoski	3-10	.300	19-21	.905
1968	Steve Hurley	7-19	.368	17-22	.772
1969	Steve Hurley	8-14	.571	24-27	.889
1970	Al Mendoza	3-8	.375	13-15	.867
	Steve Hurley	4-6	.667	3-4	.750
1971	Mike DeSylvia	3-7	.429	18-22	.818
1972	Charlie Gorham	6-11	.545	26-28	.929
1973	Charlie Gorham	11-17	.647	31-36	.861
1974	Lee Pistor	7-12	.583	30-32	.938
1975	Lee Pistor	15-19	.789	35-38	.921
1976	Lee Pistor	13-21	.619	30-31	.968
1977	Lee Pistor	7-22	.318	25-29	.862
1978	Bill Zivic	8-19	.421	25-28	.893
1979	Bill Zivic	9-17	.529	28-28	1.000
	Brett Weber	1-2	.500	0-0	...
1980	Brett Weber	7-12	.583	26-26	1.000
1981	Brett Weber	11-20	.550	21-26	.808
	Bob Boris	1-4	.250	0-0	...
1982	Max Zendejas	14-23	.609	37-38	.974
1983	Max Zendejas	20-25	.800	39-39	1.000
1984	Max Zendejas	21-27	.778	23-24	.958
1985	Max Zendejas	22-29	.759	23-23	1.000
1986	Gary Coston	21-24	.875	34-34	1.000
	Jeff Valder	3-4	.750	0-0	...
1987	Gary Coston	15-23	.652	28-29	.966
1988	Doug Pfaff	12-17	.706	22-22	1.000
	Gary Coston	1-3	.333	9-9	1.000
1989	Doug Pfaff	14-19	.737	20-20	1.000
	Gary Coston	0-0	---	7-7	1.000
1990	Gary Coston	9-13	.692	32-32	1.000
1991	S. McLaughlin	3-6	.500	29-32	.906
1992	S. McLaughlin	11-20	.550	26-26	1.000
1993	S. McLaughlin	13-20	.650	27-29	.931
	Jon Prasuhn	1-2	.500	2-2	1.000
1994	S. McLaughlin	23-29	.793	26-26	1.000
1995	Jon Prasuhn	9-14	.643	22-25	.880
1996	Matt Peyton	12-21	.571	38-38	1.000
1997	Mark McDonald	5-8	.625	31-31	1.000
	T.J. Rodriguez	2-4	.500	5-7	.714
1998	Mark McDonald	8-17	.471	50-52	.962
	Michael Johnson	0-1	.000	0-0	...
1999	Sean Keel	5-8	.625	12-13	.923
	Mark McDonald	1-10	.100	21-25	.840
	Chris Palic	0-1	.000	2-2	1.000
2000	Sean Keel	13-17	.765	25-26	.962
2001	Sean Keel	9-14	.643	37-40	.925
2002	Bobby Gill	7-11	.636	17-17	1.000
	Sean Keel	6-11	.550	9-10	.900
2003	Bobby Gill	2-8	.250	15-16	.938

2016 Arizona Football Media Guide

Year	Kicker	FG-A	Pct	PAT	.Pct
	Nick Folk	0-3	.000	8-8	1.000
2004	Nick Folk	8-13	.615	18-18	1.000
2005	Nick Folk	7-11	.636	31-33	.939
2006	Nick Folk	15-20	.750	22-22	1.000
2007	Jason Bondzio	21-26	.808	37-38	.974
2008	Jason Bondzio	14-16	.875	55-55	1.000
2009	Alex Zendejas	17-22	.773	38-41	.927
2010	Alex Zendejas	14-19	.737	41-46	.891
2011	John Bonano	8-12	.667	24-24	1.000
2012	John Bonano	14-20	.700	58-59	.983
2013	Jake Smith	12-19	.632	53-55	.964
2014	Casey Skowron	20-28	.714	57-57	1.000
2015	Casey Skowron	18-22	.818	59-61	.967

Pac-10/12 Years, Offensive Touchdowns

Year	Rush	Pass	Tot	All Pts
2015	31	27	58	486
2014	26	29	55	483
2013	36	16	52	435
2012	33	30	63	496
2011	17	29	46	369
2010	20	25	45	367
2009	19	20	49	356
2008	33	23	56	476
2007	7	28	35	336
2006	11	9	20	199
2005	11	19	30	252
2004	9	10	19	164
2003	10	14	24	181
2002	7	17	24	227
2001	16	21	35	320
2000	16	9	25	254
1999	23	19	42	339
1998	34	18	52	416
1997	13	27	40	297
1996	15	15	30	310
1995	7	18	25	207
1994	12	14	26	265
1993	18	11	29	265
1992	18	6	24	217
1991	23	8	31	248
1990	26	4	30	267
1989	21	6	27	231
1988	25	8	33	279
1987	22	7	29	263
1986	19	12	31	322
1985	13	7	20	239
1984	14	12	26	272
1983	24	12	36	353
1982	16	19	35	311
1981	15	15	30	253
1980	15	10	25	215
1979	21	7	28	234
1978	21	9	30	245

Scoring/Kicking Team Highs and Lows, Game

Most Points Scored
 Arizona: 77, vs. NAU, 2015
 Pac-10 Game: 59, at WSU (28), 2008; 59, at WSU (37), 2014
 Both Teams: 111, vs. California, 1996 (55-56 30T)
 Pac-10 Game: 111, vs. California (55-56 30T), 1996
 In Loss: 55, vs. California (56) 30T, 1996
 One Quarter: 36, vs. California (4th), 49 total, 2014; 35, vs. Idaho (2nd), 70 total, 2008
 One Half: 49, vs. Idaho (1st), 70 total, 45, at UNLV, 2013 (1st); 2008; 43, vs. California, 2014 (2nd); 42, vs. UTEP, 1976 (2nd); 42, vs. UOP 1980 (1st); 42, vs. UCLA (1st), 2011
 Pac-12: 43, vs. California, 2014 (2nd); 42, vs. UCLA (1st), 2011

Fewest Points Scored in Victory

5, at Iowa, 1980 (5-3)
 Pac-10 Game: 9, vs. Washington St., 1993 (9-6)

Most Touchdowns Scored

Arizona: 11, vs. NAU, 2015; 11, vs. UTEP, 1921; 11, vs. New Mexico St., 1916
 Both Teams: 16, vs. California, 1996 (Ariz. 8, California 8)

Most Extra Points by Kicking

Arizona: 11, vs. NAU, 2015 (11-11); 10, vs. Toledo, 2008 (10-10)
 Both Teams: 15, vs. California (Ariz. 7, California 8) '96

Most 2-Point Extra Points

Made: 2, vs. Washington St., 1981
 Attempted: 4, at New Mexico, 1960 (made 1)
 Both Teams Made: 3, at Utah, 1959 (Ariz. 0, Utah 3)
 Both Teams, Attempted: 8, at Utah, 1959 (Ariz. 1, Utah 7)

Field Goals

Made: 4, vs. UTSA, 2014 (att. 4); 4 vs. CMU, 2009 (att. 5); 4 at Washington, 2009 (att. 4); 4 vs. Indiana, 1973 (att. 4); 4, vs. UTEP, 1968 (att. 4); 4, at California, 1983 (att. 5); 4, at LSU, 1984 (att. 4); 4, vs. Stanford, 1989 (att. 4)
 Attempted: 5, vs. USC, 2015 (made 2); 5, vs. CMU, 2009 (made 4); 5, at Iowa, 1973 (made 3); 5, at Notre Dame, 1982 (made 3); 5, at California, 1983 (made 4)
 Both Teams Made: 7 vs. Oregon St., 2000 (A3, OSU4); 7, at California, 1983 (Ariz. 4, California 2); 7, at LSU, 1984 (Ariz. 4, LSU 4); 7, at UCLA, 1997 (Ariz. 2, UCLA 4)
 Both Teams Attempts: 8, vs. SJSU 1970 (Ariz. 4, SJSU 4); 8, vs. Colorado St., 1980 (Colorado St. 5, Ariz. 3); 8, at California, 1983 (Ariz. 5, California 3); 8, at LSU, 1984 (Ariz. 4, LSU 4); 8, vs. Washington St., 1993 (Ariz. 4, Washington St. 4)

Safeties

Game: 2, vs. Arizona St., 1982; 2, at New Mexico, 1941
 Season Total scored: 4, 1941

Safeties Allowed

Game: 2, at TCU, 1999
 Season: 3, 1999

Scoring/Kicking Team Highs and Lows, Season

Points Per Game
 Most: 38.5, 1954 (56 in 10)
 Fewest: 7.7, 1965 (77 in 10)

Touchdowns Per Game

Most: 5.6, 1954 (54 in 10)
 5.6, 1998 (56 in 12)
 Fewest: 0.9, 1965 (9 in 10)

Extra Points by Kicking Per Game

Most: 4.6, 2008 (60 in 13); 4.5, 2015 (59 in 13)
 Fewest: 0.6, 1958 (6 in 10)

Extra Point Kicking Percentage

Highest: 100.00, 2014 (57-57); 100.0, 2008 (60-60); 100.0, 1983 (38-38); 100.0, 1986 (34-34); 100.0, 1988 (32-32); 100.0, 1979 (28-28); 100.0, 1989 (27-27); 100.0, 1980, 1992, 1994 (26-26); 100.0, 2006 (22-22)
 Lowest: 41.2, 1939 (7 of 17)

Consecutive Extra Points by Kicking

95, 2013-2015; 77, 2007-09; 73, 2011-12

Two-Point Conversions

Made: 5, 1960 (att. 11); Attempted: 12, 1961 (made 3)

Field Goals

Made: 23, 1994
 Attempted: 29, 1985; 29, 1994
 Made, Fewest: 2 (11att), 2003

Field Goal Percentage

High: .875, 2008 (14 of 16); .818 (18-22), 2015; .808, 2007 (21 of 26)
 Low: .182, 2003 (2 of 11)

Individual Scoring Leaders

Scoring, Career	Pts	Player	TD	XP	FG	Years
1.	360	Max Zendejas	0	123	79	1982-85
2.	337	Art Luppino	48	49	0	1953-56
3.	192	Ka'Deem Carey	52	0	0	2011-13
4.	283	Steve McLaughlin	0	112	57	1991-94
5.	262	Gary Coston	0	115	49	1986-90
6.	246	Lee Pistor	0	120	42	1974-77
7.	236	Casey Skowron	1	116	38	2014-15
8.	197	Jason Bondzio	0	67	35	2007-08
9.	194	Vance Johnson	32	1	0	1981-84
10.	190	Theopolis Bell	31	2	0	1972-75
11.	186	Juron Criner	31	0	0	2008-11
12.	186	Nic Grigsby	31	0	0	2007-10
13.	182	Sean Keel	0	83	33	1999-02
14.	181	Alex Zendejas	0	85	32	2009-11
15.	169	Nick Folk	0	79	30	2003-06

Scoring, Season

Pts	Player	TD	XP	FG	Year	
1.	166	Art Luppino	24	22	0	1954
2.	144	Ka'Deem Carey	24	0	0	2012
3.	123	Casey Skowron	1	57	20	2014
4.	121	Harold McClellan	NA	NA	0	1921
5.	120	Ka'Deem Carey	20	0	0	2013
6.	113	Casey Skowron	0	59	18	2015
7.	102	John Bonano	0	68	14	2012
	102	Nick Wilson	17	0	0	2014

9.	100	Jason Bondzio	NA	38	21	2007
10.	99	Max Zendejas	0	39	20	1983
11.	97	Jason Bondzio	0	55	14	2008
	97	Gary Coston	0	34	21	1986
13.	96	Art Luppino	13	18	0	1955
14.	96	Kelvin Eafon	16	0	0	1998
15.	95	Steve McLaughlin	0	26	23	1994

Scoring, Game (TD-XP-FG)

Pts	Player	Opponent	Year
1.	32	Art Luppino (5-2-0)	New Mexico St.
2.	30	Ka'Deem Carey (5-0-0)	Colorado
3.	25	Art Luppino (4-1-0)	at Utah
4.	24	Ka'Deem Carey (4-0-0)	vs. Oregon
	24	Ka'Deem Carey (4-0-0)	at Colorado
	24	Ka'Deem Carey (4-0-0)	Oklahoma St.
	24	Keola Antolin (4-0-0)	at Oregon
	24	Ronald Veal (4-0-0)	Washington St.
	24	Richard Hersey (4-0-0)	Pacific
	24	Harry Holt (4-0-0)	UTEP
	24	Don Beasley (4-0-0)	at Arizona St.

Top Team Scoring Margins, Season

- 20.0 1929
- 19.2 1935
- 17.0 1954
- 16.7 1998
- 15.7 1961
- 15.3 2008
- 15.0 1983
- 14.6 1975
- 13.6 1936

Scoring Offense Per Game, Season

- 38.5 1954 (2nd nationally)
- 38.2 2012 (15)
- 37.4 2015 (20)
- 36.6 2008 (16)
- 34.7 1998 (15)
- 34.5 2014
- 33.5 2013
- 32.1 1983 (8)
- 30.8 2011
- 30.0 1975 (9)

Scoring, Single Game

- 77-13 NAU 2015
- 74-0 UTEP, 1921
- 73-0 New Mexico St., 1916
- 70-0 Toledo, 2008
- 67-13 New Mexico St., 1951
- 67-0 Arizona St., 1946
- 63-35 Pacific, 1980
- 63-12 UTEP, 1976
- 62-12 New Mexico St., 1952
- 60-0 South Dakota St., 1956
- 59-28 at WSU, 2008
- 59-38 Oklahoma State, 2012
- 59-37 at WSU, 2014
- 58-0 New Mexico St., 1954
- 58-0 Wyoming at Phoenix, 1936
- 58-13 at UNLV, 2013
- 58-13 UNLV, 2014

Largest Margin of Victory (50+ points)

Margin	Opp	Year	Score
74	UTEP	1921	74-0
73	New Mexico St.	1916	73-0
70	Idaho	2008	70-0
64	NAU	2015	77-13
60	S. Dakota St.	1956	60-0
59	Arizona St.	1919	59-0
58	Wyoming	1936	58-0
58	New Mexico St.	1952	58-0
56	S. Carolina State	2012	56-0
55	E. Michigan	1988	55-0
54	New Mexico St.	1951	67-13
53	New Mexico St.	1942	53-0
53	Drake	1935	53-0
53	UTEP	1920	60-7
51	UTEP	1976	63-12
50	New Mexico St.	1952	62-12
50	Hawaii	1952	57-7

Biggest Point Deficit Overcome

Arizona: 22, vs. California, 2014 (49-45 final). Trailing 28-6 at half; 21, vs. Nevada, 2012 (49-48 final). Trailing 21-0 in 2nd quarter; 21, vs. Hardin-Simmons, 1950 (32-28 final). Trailing 21-0 in 2nd quarter; vs. San Diego State, 1997 (31-28 final), trailed 21-0 in 2nd quarter
 Arizona Pac-12: 22, vs. California, 2014 (49-45 final). Trailing 28-6 at half; 18, at California, 1980 (31-24 final). Trailing 21-3 with 12:18 in 3rd quarter.
 Arizona Pac-12 (lead reduced, no victory): 31, at Oregon, 2008 45-55 final). Trailing 48-17 with 12:46 in 3rd quarter before 48-45 with 6:38 in 4th.
 Opponent: 27, at Utah, 1972 (27-28 final). Trailing 27-0 with 14:42 left.
 Pac-10 Opponent: 23, at California, 1983 (33-33 final). Trailing 26-3 at 6:45 of 3rd quarter.

PUNTING**Punting - Individual****Most Punts**

Game: 13, Marty Shuford, vs. ASU, 11-27-71 (41.4 avg.); 13, Marty Shuford, vs. BYU, 11-13-71 (39.0 avg.); 13, Bill Hargis, at Rice, 10-11-30 (40.0 avg.); 13, Clarence Sample, vs. NMSU, 1932 (32.0 avg.)
 Season: 91, Marty Shuford, 1971 (38.2 avg.)
 Career: 225, Danny Baugher, 2002-05; 212, Keenyn Crier, 2007-10

Highest Average Per Punt

Game: 57.6 Danny Baugher vs. Purdue, 9-17-05 (7-403)
 5 or less: 56.0 Nick Folk vs. BYU, 9-2-06 (4-224); Kyle Dugandzic vs. UCLA 2011 (2-120, 60.0)
 Season: 47.5, Danny Baugher, 2005 (37-1758)
 Season (Min. 40): 46.1, Drew Riggleman, 2014 (76-3501); 46.0, Kyle Dugandzic, 2011 (40-1840); 45.3, Drew Riggleman, 2015 (52-2357)
 Career: 44.19, Nick Folk, 2003-06 (96-4242)

Team Punting Highs and Lows, Game

Most: 21, at Texas Tech, 1935
 Fewest: 0, vs. NAU 2009; 0, vs. WSU 2009; 0, vs. CSU 1979; 0, vs. Pacific 1989
 Both Teams, Most: 39, at Kansas, 1936 (UA 20, KU 19); 39, vs. Texas Tech, 1935 (Ariz. 21, Texas Tech 18)
 Both Teams, Fewest: 2 at USC 2011 (Ariz. 2, USC 0)

Average Per Punt (Min. 5)

Highest: 57.6 vs. Purdue, 2005 (7 punts)
 Lowest: 20.2, at Texas Tech, 1958 (6 punts)

Team Punting - Highs and Lows, Season

Punts Per Game
 Most: 9.2, 1967 (92 in 10)
 Total: 98, 2003 (12 games)
 Fewest: 3.6, 1954 (36 in 10)

Punting Average

Highest: 45.6, 2014 (80 punts); 44.9, 2005 (61 punts, 2 blk)
 Lowest: 31.2, 1957 (61 punts)

Net Punting Average

Highest: 41.17, 1975 (53 for 2302, 120 yds. returned)
 Highest ('05 rule): 40.6, 2015 (54 for 2389, 79 yds. returned)
 Lowest: 26.3, 1957 (61 for 1904, 300 yds. returned)
 Most Punts Had Blocked: 6, 1984

Punting Leaders**Punting Average, Season (min. 35)**

	Avg.	Player	Punts	Year
1.	47.5	Danny Baugher	37	2005
2.	46.1	Drew Riggleman	76	2014
3.	46.0	Kyle Dugandzic	40	2011
4.	45.3	Drew Riggleman	52	2015
5.	44.6	Joe Payton	56	1965
6.	44.0	Nick Folk	74	2006
7.	43.9	Keenyn Crier	48	2008
	43.9	Mitch Hoopes	40	1969
9.	43.7	Keenyn Crier	59	2007
10.	43.7	Matt Peyton	62	1996

Longest Punt, Single Game

	Yds	Player	Opponent	Year
1.	84	Bill Hargis	at Rice	1930
2.	83	Keenyn Crier	at USC	2007
3.	82	Ted Bland	San Diego St.	1934
4.	80	Sergio Vega	UCLA	1980
	80	John Wynne	at Kansas	1936
6.	78	Marty Lang	UTEP	1953
	78	Nick Folk	Oregon St.	2006
8.	76	Danny Baugher	Purdue	2005
	76	Marty Shuford	at Utah	1972
	76	Glenn Lindner	New Mex. St.	1952
	76	George Jackson	at Texas Tech	1935

Opponent: 88, Matt Steffen, DePaul, 1931

KICK RETURNS**Team Highs and Lows, Game****Punt Returns**

Most Returns: 10, at Iowa St., 1968 (41 yds.); 10, at Texas Tech, 1935 (126 yds.)
 Both Teams: 16, at BYU, 1969 (Ariz. 6, BYU 10)
 Fewest Returns: 0 many times (last at Nevada 2015)
 Both Teams: 0 many times (once in 2014)
 Most Yards Gained: 199, vs. Arizona St., 1946 (8 returns)
 Yards Gained, Both Teams: 251 vs. Arizona St., 1946 (Ariz. 199, Arizona St. 52)
 Fewest Yards, Both Teams: -1, Stanford, 2001 (Ariz. 2, SU -3)

Average Gain Per Return (Min. 3)

36.5, at Denver, 1949 (4 for 146)

Punt Returns for Touchdowns

2, vs. BYU, 1964 (69 and 61 yds.)

Kickoff Returns**Total Kickoff Returns**

Most: 11, vs. Colorado, 1958 (192 yds.)
 Both Teams, Most: 16, at Oregon, 2008 (8 each); 14, four times last at Oregon 2010 (Ariz. 9, UO 5)
 Both Teams, Fewest: 0, Oregon St. 2006; 1, six times; last vs. Iowa 1998 (Ariz. 1 onside)

Yards Gained Kickoff Returns

Most: 257, at Utah, 1948 (9 returns)
 Fewest: -2, vs. Pacific, 1975 (1 return)
 Both Teams, Most: 348 at Washington 2011 (Ariz. 7-171, UW 6-177)
 Both Teams, Fewest: 0, California 2006 (0 returns); 0, Oregon St. 2006 (0 returns)

Highest Average Gain Per Return

Min. 2 Returns: 65.5, vs. WSU, 2009 (2-131)
 Min. 3 Returns: 52.7, at BYU, 1975 (3-158)
 Min. 5 Returns: 35.3, at UNM, 1962 (6-212)
 Kickoff Return Touchdowns: 1, many times,
 Last KOR TD: at WSU, 2014 (Cayleb Jones 44 yards onside return)

Total Returns (combined punt and kickoff)

Most: 13, at Texas Tech, 1935 (10 pt, 3 KO)
 Fewest: 0, at Colorado St., 1975
 Both Teams, Most: 23 vs. UCLA, 2007 (UA 12, UCLA 11)
 Both Teams, Fewest: 2, Last: at Nevada, 2015

Yards Gained Combined Kick Returns

Most: 257, at Utah, 1948 (9 KO returns)
 Fewest: 0, at Colorado St., 1975
 Both teams combined, Most: 439, vs. Arizona St., 1946 (Ariz. 199, Arizona St. 240)
 Combined, Fewest: 17, vs. Iowa St., 1964 (Ariz. 17, Iowa St. 0)

Team Returns Highs and Lows, Season**Punt Returns**

Punt Returns Per Game
 Most: 5.4, 1968 (54 in 10)
 Fewest: 0.69, 2015 (9 in 13)

Punt-Return Yards Per Game

Most: 56.3, 1952 (563 in 10)
 Total: 587, 2008 (33 ret, 13 games); 578, 1998 (44 ret, 12 games)
 Fewest: 5.9, 1966 (59 in 10)

Average Gain Per Return

Highest: 20.1, 1952 (28 for 563)
 Lowest: 5.17, 2003 (18 for 93)

Punt-Return Touchdowns

4, 1971

Kickoff Returns**Kickoff Returns Per Game**

Most: 6.2, 1967 (62 in 10)
 Fewest: 1.2, 1940 (11 in 9)

Kickoff Return Yards Per Game

Most: 116.0, 1991 (1276 in 11)
 Most Yards: 1,320, 2009 (53 ret, 13 G)
 Fewest: 17.9, 1939 (179 in 10)

Average Gain Per Return

Highest: 27.2, 1935 (21 for 573)
 Lowest: 12.1, 1962 (34 for 412)

Kickoff-Return Touchdowns

2, 1968-1963-1954

Punt Return Defense**Opponents' Punt Returns Per Game**

Fewest: 1.2, 2013 (15-50 in 13 games); 1.3, 2011 (16-217 in 12G); 1.5, 1963 & 1954 (15 in 10)
 Most: 6.2, 1967 (62 in 10)

Average Yards Allowed Per Return

Lowest: 1.7, 1985 (19 for 32)
 Highest: 18.89, 1967 (36 for 680)

Most Punt Return Touchdowns Allowed

3, 1937

Kickoff Return Defense**Opponents' Kickoff Returns Per Game**

Fewest: 1.17, 2006 (14 in 12)
 Most: 5.6, 1954 (56 in 10)
 High total: 64 in 13 games, 2008

Kickoff Return Yards Allowed Per Game

Fewest: 23.0, 2006 (276 in 12)
 Most: 98.9, 2008 (1286 in 13); 96.5, 1954 (965 in 10)
 Yard High: 2008 (1286 in 13, 64 returns); 2010 (1180 in 13, 57 returns)

Average Yards Allowed Per Return

Lowest: 14.1, 1962 (22 for 310)
 Highest: 24.6, 2007 (47 for 1156)

Kickoff Return Touchdowns Allowed

2, 1997

Team Kick Defense Highs and Lows, Game**Punt Return Defense****Most Opponent Punt Returns**

10, at BYU, 1969 (50 yds.)

Yards Gained Opponent Punt Returns

Most: 195, vs. Wyoming, 1967 (9 returns)
 Fewest: -19, vs. Washington, 1992 (3 ret)

Average Gain Per Return Allowed

Lowest (Min. 5): -1.20, vs. Wyoming, 1973 (5-for-6); -1.20, at Stanford, 2015 (5 for -6)
 Lowest (Min. 3): -6.3, vs. Washington, 1992 (3 for -19)
 Highest (Min. 3): 42.7 vs. California, 2006 (3 for 128)
 Highest (Min. 5): 25.5, at Arizona St., 1957 (6 for 153)

Punt Return Touchdowns Allowed

2, 2005 (Oregon, Arizona St.)

Blocked Punts Returned For Touchdown

1, last time: at ASU, 2009 (Orlando Vargas)
 Opponent: 1, Last at Ore St., 2011 (Clayton Polk 41yd)

Kickoff Return Defense**Most Opponent Kickoff Returns**

11, vs. New Mexico St., 1951 (193 yds.)

Yards Allowed Opponent Kickoff Returns

Most: 241 vs. Stanford, 2009 (8 returns)
 Fewest: 1, vs. ASU 2013 (1 return); 3 vs. Oregon 2013 (1 return); 4, vs. Hardin-Simmons, 1947 (3 returns)

Average Gain Per Return Allowed (Min. 3)

Lowest: 1.3, at Colorado, 1953 & vs. Hardin-Simmons, 1947 (3 for 4)
 Highest: 46.0, vs. Colo St., 1972 (3 for 138)

Kickoff Return Touchdowns Allowed

1 in many. Last: UCLA, 2007 (Matt Slater - 100 yds.)

Total Kick Return Defense**Opponent Total Kick Returns**

Fewest: 0 vs. Iowa St., 1964; vs. Stephen F. Austin, 2006
 Most: 14, vs. New Mexico, 1949 (6pt, 8 KO)

Yards Gained on Kick Returns

Fewest: 13, Arizona St. twice, 2006 (1-0 KOR, 1-13 PR), 2013 (1-13 KOR, 0-0 PR)
 Most: 281, vs. Wyoming, 1967 (9 pt, 3 KO); vs. UTEP, 1941 (5pt, 6 KO)

Average Gain Per Return Allowed (Min 5)

Lowest: 3.6, at Utah, 1950 (9 for 32)
 Highest: 29.5 at Washington 2011 (6-177 all KOR)

2016 Arizona Football Media Guide

INDIVIDUAL RETURNS

Punt Returns

Most Punt Returns

Game: 9, Ted Bland vs. T.Tech, 11-11-35 (65 yds.); 9 Derek Hill vs. Colorado St., 9-13-86 (80 yds.)
Season: 41, Jackie Wallace, 1971
Career: 80, Jackie Wallace, 1970-72

Highest Average Per Return

Game (min. 3): 38.3, Bug Wright vs. WSU, 11-7-09 (3-115)
Season: 32.6, Floyd Hudlow, 1964 (8-251)
(Min. 10): 18.9, Dennis Northcutt, 1999 (23-436)
Career (min. 40): 14.95, Eddie Wolgast, 1945-49 (44-658)

Touchdowns on Punt Returns

Game: 2, Floyd Hudlow vs. BYU, 9-21-64 (61,69)
Season: 3, Floyd Hudlow, 1964; 3, Jackie Wallace, 1971
Career: 4, Jackie Wallace, 1970-72

Most Punt Return Yards

Game: 156, Wally Scott vs. Arizona St., 11-27-65 (7 returns)
Season: 510, Jackie Wallace, 1971 (41 returns)
Career: 903, Dennis Northcutt, 1996-99 (67 returns)

Kickoff Returns

Most Kickoff Returns

Game: 9, Ka'Deem Carey vs. Oregon 9-24-11; 7, Derek Hill at Washington St., 10-24-87
Season: 34, Travis Cobb (887 yds, TD), 2010; 30, Travis Cobb (762 yds, TD), 2009
Career: 80, Syndric Steptoe (1,757 yds.), 2003-06

Kickoff Return Yards

Game: 211, Tyrell Johnson vs. Oregon 2014 (8 returns); 197, Ka'Deem Carey vs. Oregon, 2011 (9 ret); 180, Chuck Levy at Ohio St. 1991 (7 ret)
Season: 887, Travis Cobb, 2010 (34 returns); 762, T. Cobb, 2009 (30 returns); 682, Chuck Levy, 1991 (27)
Career: 1757, Syndric Steptoe, 2003-06 (80 returns); 1649, Travis Cobb, 2009-10 (64 returns); 1538, Theopolis Bell, 1972-75 (62 returns)

Kickoff Return Average

Game: 52.7, Theopolis Bell at BYU, Nov. 1, 1975 (3 for 158)
Season: 37.8, Ricky Stevenson, 1968 (9 for 340)
Min. 1.2 PG: 32.5, Floyd Hudlow, 1963 (13 for 422)
Career (30): 27.4, Floyd Hudlow, 1963-64 (13 for 422); 26.7, Art Lupino, 1953-56 (40 for 1,069)

Kickoff Return Touchdowns

Game: 1, many; last Cayleb Jones at WSU, 10-25-2014 (44 yd, onside)
Season: 2, Art Luppino (1954) and Rick Stevenson (1968)
Career: 2, Art Luppino (1953-56), Rick Stevenson (1968-69), Chris McAlister (1996-98), Travis Cobb (2009-10)

Total Returns (punt and kickoff)

Most Kick Returns

Game: 10, Derek Hill, vs. Colorado St., 9-13-86 (9 punt, 1 KOR)
Season: 54, Jackie Wallace, 1971 (41 punts, 13 kickoffs, 880 yds.)
Career: 141, Syndric Steptoe, 2003-06 (80 punts, 61 kickoffs); 130, Theopolis Bell, 1972-75 (68 punts, 62 kickoffs)

Most Yards on Kick Returns

Game: 211, Tyrell Johnson vs. Oregon 2014 (8 returns); 197, Ka'Deem Carey vs. Oregon, 2011 (9 ret); 180, Chuck Levy at Ohio St. 1991 (7 ret)
Season: 800, Jackie Wallace, 1971 (510 KOR, 290 PR)
Career: 2,347, Syndric Steptoe, 2003-06 (1,757 kickoffs, 590 punts); 2,290, Theopolis Bell, 1972-75 (1,513 kickoffs, 752 punts)

Highest Average Per Return

Game (3 min): 49.3, Travis Cobb (KOR) vs Iowa 2010; 28.8, Mike Thomas, at UW 10-27-07 (6-173 KOR)
Season (Min. 20): 29.17, Art Luppino, 1954 (24 for 700)
Career: 25.7, Art Luppino, 1953-56 (59 for 1515)

Touchdowns on Kick Returns

Game: 2, Floyd Hudlow, vs. BYU, 9-21-64 (2 punts)
Season: 3, Jackie Wallace, 1971 (3 punts); 3, Rick Stevenson, 1968 (2 punts, 1 kickoff); 3, Floyd Hudlow, 1964 (3 punts)
Career: 4, Floyd Hudlow, 1963-64 (3 punts, 1 kickoff)

Combined Returns (punt, kickoff, interception)

Season: 65, Jackie Wallace, 1971 (42 PR, 13 KOR, 11 int.)

Touchdowns by Returns

Game: 2, Antoine Cason, 2007 vs. Oregon (PR, INT)
Season: 4, Antoine Cason, 2007 (2 int., 2 punts); 3, Chris McAlister, 1998 (1 KOR, 1 PR, 1 int.)
Career: 6, Jackie Wallace, 1970-72 (4 PR, 2 int.); 5, Antoine Cason, 2004-07 (2 punts, 3 int.)

Return Leaders

Punt Return Average, Season (Min. 1.2 per game)

Avg.	Player	No.	Yards	Year
1. 18.9	Dennis Northcutt	23	436	1999
2. 17.4	Ricky Harris	12	209	1963
3. 16.9	Eddie Wolgast	13	220	1949
4. 16.2	Kenny Cardella	13	211	1953
5. 15.9	Bobby Jackson	16	255	1952
6. 13.5	Mike Thomas	29	392	2008
7. 13.4	Gary Kenley	12	161	1961
8. 13.1	Syndric Steptoe	20	261	2006
9. 12.9	Tommy Grimes	12	155	1954
10. 12.9	Wally Scott	27	348	1965
***19.2	Bug Wright (1.1 per gm)	11	211	2009

Kick Return Average, Season (Min. 1.2 pg or 200 yds.)

Avg.	Player	No.	Yards	Year
1. 37.8	Ricky Stevenson	9	340	1968
2. 32.5	Floyd Hudlow	13	422	1963
3. 31.6	Art Luppino	20	632	1954
4. 31.1	Bill McCormick	8	249	1953
5. 30.8	Chuck Levy	9	277	1993
6. 29.6	Cary Taylor	9	266	1993
7. 29.5	Chris McAlister	8	236	1998
8. 29.1	Willie Hamilton	14	408	1972
9. 28.4	Keola Antolin	9	256	2009
10. 28.3	Theopolis Bell	16	453	1975

Longest Punt Returns (80+ yards)

Yds	Player	Opponent	Year
1. 94	Jackie Wallace	UCLA	1971
2. 91	Wally Scott	at Arizona St.	1965
3. 87	Fred Batiste	at Denver	1949
87*	Marquis Hundley	vs. Idaho	2008
5. 86	Bug Wright	vs. WSU	2009
6. 84	Mark Streeter	at Texas Tech	1978
7. 83	Warren Livingston	at Colorado	1960
83	Kenny Cardella	at UTEP	1952
9. 82	Floyd Hudlow	Wyoming	1964
10. 81	Dennis Northcutt	at Arizona St.	1999
81	Marcellus Greene	Pacific	1980
81	DaVonte Neal	at WSU	2014
13. 80	Dennis Northcutt	Middle Tenn. St.	1999
80	Sal Gonzalez	at New Mexico	1956
80	Charles Gilliland	UC-Davis	1924

(*returned fumbled punt – credited yards only)
By Opponent: 95, DeSean Jackson, California, 2006, TD
Longest Non-Scoring: 71, Kenny Cardella, at ASU, 1953

Longest Kickoff Returns

Yds	Player	Opponent	Year
1. 100	Chris McAlister	UCLA	1996
100	Chris McAlister	at Hawai'i	1998
100	Travis Cobb	Iowa	2010
4. 98	Wallace Smith	Whittier	1935
5. 97	Michael Bates	Washington St.	1990
97	Rick Stevenson	at Indiana	1968
7. 95	Travis Cobb	vs. WSU	2009
95	Willie Hamilton	UTEP	1972
95	Gary Kenley	at New Mexico	1962
95	Ricky Harris	at Arizona St.	1963
95	Bill McCormick	UTEP	1953
12. 93	Charlie McKee	Kansas St	1969
93	Vance Johnson	Oregon St.	1982

Opponent: 100, Jack Brognan, Loyola, 1932 - TD; 100, Matt Slater, UCLA, 2007 -TD
Longest Non-Scoring: 84, Paul Leary, vs. NAU, 1931

TEAM DEFENSE

Team Highs and Lows, Game

Plays Allowed

Fewest: 20, vs. New Mexico St., 1935 (12R, 8P, 40 yds.)
Most: 105, vs. Nevada, 2012 (73 R, 32 P, 659 yds)

Total Offense Yards Allowed

Fewest: 10, vs. Loyola (at Phoenix), 1939 (4R, 6P, 34 plays)
Pac-10 Game: 52, at Stanford 2006 (-6R, 58P, 92 plays)
Most: 701, at Arizona St., 1973 (368R, 337P, 97 plays) (WAC)
Pac-10 Game: 659, at California, 1996 (156R, 503P, 91 plays)

Average Offensive Gain Per Play Allowed

Fewest: .27, vs. Arizona St., 1946 (44 for 12)
Most: 9.41, at UCLA, 1972 (61 for 574)

Rushing Defense

Rushes Allowed

Fewest: 12, vs. Wyoming, 1936 (-4 yds.); 12, New Mexico St., 1935 (-32 yds.)
Most: 75, vs. New Mexico, 1971 (441 yds.)

Rushing Yards Allowed

Fewest: -33, at Stanford, 1992 (28 rushes)
Pac-10 Game: -33, at Stanford, 1992 (28 rushes)
Most: 569, at Arizona St., 1951 (67 rushes)
Pac-10 Game: 450, vs. Arizona St., 1996 (59 rushes)

Average Gain Per Rush Allowed

Lowest: -1.2, at Stanford, 1992 (28 -33)
Highest: 9.02, at UCLA, 1972 (56 for 505)

Touchdowns by Rushing Allowed

8, vs. Colorado, 1958

Opponent Players Gaining 100 yards

4, at ASU, 1951 (Bob Tarwater 17-140, Harley Cooper 11-123, Duane Morrison, 15-118, Buzz Welfer 10-114)

Pass Defense

Passing Attempts Allowed

Fewest: 3, vs. New Mexico, 1963 (comp. 3); 3, at UTEP, 1950 (comp. 0)
Most: 79, at Washington State, 2014 (comp 56)
Most, Pac-12: 79, at Washington State, 2014 (comp 56)

Pass Completions Allowed

Fewest: 0, vs. New Mexico, 1961 (att. 5); 0, at UTEP, 1950 (att. 3); 0, Arizona St., 1937 (att. 4); 0, Loyola, 1932 (att. 8); 0, New Mexico St., 1929 (att. 9); 0, Pomona, at Phoenix, 1929 (att. 5)
Most: 56, at Washington State, 2014 (att. 79)

Completion Percentage Allowed

Lowest (10 PA): 07.7, at New Mexico, 1948 (1 of 13)
Highest (15 PA): 88.9, at Air Force, 1959 (16 of 18)

Yards Passing Allowed

Fewest: 0, Oklahoma, 1989; 0, vs. New Mexico, 1961; 0, at UTEP, 1950; 0, Arizona St., 1937; 0, Oklahoma St., 1932; 0, Loyola, 1932; 0, New Mexico St., 1929; 0, Pomona, 1929
Pac-10 Game: 29, vs. Oregon, 1983
Most: 514, vs. Washington State, 2015 (47 completions)
Pac-10 Game: 514, vs. Washington State, 2015 (47 completions)

Yards Per Attempt Allowed

Fewest: 0, New Mexico St., 1929 (Att. 9)
Most: 18.8 vs. Indiana, 1967 (11 for 207)
Most (Min. 20): 14.7, at New Mexico, 1946 (19 for 280)

Yards Per Completion Allowed

Fewest: 1.0 vs. Texas Tech, 1946 (1 for 1)
Fewest (Min. 5): 2.3 Arizona St., 1961 (7 for 16)
Most: 40.0, at New Mexico, 1946 (7 for 280)
Most (Min. 10): 24.4, at Arizona St., 1957 (10 for 244)

Touchdown Passes Allowed

8, vs. California, 1996 (3 OT)

Most Passes UA Intercepted

7, vs. UTEP, 1968 (63 yds.); 7, at Arizona St., 1955 (19 yds.)

Percent Passes Intercepted

46.2, at New Mexico, 1948 (6 of 13)

Yards Gained on Interception Returns

182 vs. Illinois (5 returns)

Avg Yards Per Interception Return (Min. 2)

50.5 at UNLV, 2013 (2-101)
46.5 vs. Arizona St., 1929 (2 for 93)

Interception Returns for Touchdowns

3, vs. Illinois, 1996

Scoring Defense

Points Allowed

Most: 78, at USC, 1928
Pac-10 Game: 63, vs. Oregon, 2001 (28-63)
In Victory: 48, vs. Nevada, 2012 (49-48); 47, vs. Washington St., 2000 (53-47, 30T)
One Quarter: 38, at USC, 1928 (4th)
One Half: 52, vs. USC, 1923 (2nd); 45, at Oregon, 2008 (1st)

Touchdowns Allowed

12, at USC, 1928

Opponent Extra Points by Kicking

Made: 9, at UCLA, 2012 (9 att.); 9, vs. Michigan St., 1949 (att.11)
Attempted: 11, vs. Michigan St., 1949 (made 9)

Opponent 2-Point Extra Points

Made: 3, at Utah, 1959 (att.7)
 Attempted: 7, at Utah, 1959 (made 3)

Opponent Field Goals

Made: 5, at UNM, 2008 (att 5); 5, ASU 2010 (att 5); 4, six times most recent Nebraska 2009 (4-4)
 Attempted: 6, vs. UTEP, 1967 (made 3)

Interceptions & Fumbles Recovered, Game

Most: 9, at Washington, 1984 (4 int., 5 FR); 9, at Arizona State, 1955 (7 int., 2 FR); 9, vs. Utah, 1973 (4 int., 5 FR)
 Fewest: 0, many times, last at USC, 2013

Opponents Turnovers, Season

Most: 46, 1954 (20 interception, 24 fumbles lost, 2bk)
 Fewest: 11, 1999 (5 Interceptions, 6 fumbles lost)

Individual Defense**Most Interceptions**

Game: 4, Chuck Cecil, at Stanford 1987; 3, Michael Johnson, at Oregon St. 2005

By Defensive lineman: 2, Ken Giovando, vs. BYU, 1964

Season: 11, Jackie Wallace, 1971

Career: 21, Chuck Cecil, 1984-87 (then Pac-10 record)

Most Yards on Interception Returns

Game: 100, Chuck Cecil, vs. Arizona St., 11-22-86 (1)

Season: 192, Darryll Lewis, 1990 (7 returns)

Career: 349, Antoine Cason, 2004-07 (15 returns); 252, Darryll Lewis, 1987-90 (14 returns)

Highest Interception Return Average

Game (Min. 2): 47.5, Scott Geyer, vs. NC St., 12-31-89 (2-95)

Season (Min. 5): 32.8, Antoine Cason, 2007 (5-164) 27.4, Darryll Lewis, 1990 (7 for 192)

Career (Min. 10): 23.3, Antoine Cason, 2004-07 (15-349)

Defense Team Highs and Lows, Season**Plays Per Game Allowed**

Most: 83.5, 2012 (1,085 in 13)

Most total: 1,115, 2014 (in 14)

Fewest: 44.4 1935 (400 in 9)

Yards Allowed Per Game

Fewest: 128.2, 1935 (1154 in 9)

Most: 499.0, 2012 (6487 in 13)

Average Gain Per Play Allowed

Lowest: 2.44, 1939 (537 for 1313)

Highest: 6.58, 2011 (839 for 5526)

TDs Rushing and Passing Allowed Per Game

Fewest: .67, 1935 (6 in 9)

Most: 4.46, 2012 and 2015 (58 in 13)

Games Exceeding 500 Yards Allowed

6 -- 2012 (all 600 yards) and 6 -- 2011

Games Less Than 200 Yards Allowed

10, 1993

Rushing Defense**Yards Allowed Per Game**

Fewest: 30.1, 1993 (331 in 11)

Most: 288.3, 1958 (2883 in 10)

Average Gain Per Play Allowed

Lowest: 0.9, 1993 (368 for 331)

Highest: 5.3, 1958 (544 for 2883)

Rushes Per Game Allowed

Most: 57.5, 1949 (575 in 10)

Fewest: 28.8, 1935 (259 in 9)

Touchdowns Rushing Allowed Per Game

Fewest: .36, 1992 (4 in 11)

Most: 3.5, 1958 (35 in 10)

Games Less Than 100 Yards Allowed

10 - 1993; 10 - 1994; 7 - 2010

Passing Defense**Yards Allowed Per Game**

Fewest: 50.1, 1939 (501 in 10)

Most: 298.9, 2011 (3587 in 12)

Yards Allowed Per Attempt

Fewest: 3.3, 1939 (152 for 501)

Fewest (Min. 200): 4.93, 1968 (275 for 1,357)

Most: 8.51, 2003 (394 for 3,351)

Yards Allowed Per Completion

Fewest: 10.02, 1939 (50 for 501)

Fewest (Min. 75): 10.37, 2008 (228 for 2,365)

Most: 17.14, 1967 (101 for 1,732)

Opponents' Passes Attempted Per Game

Fewest: 11.7, 1956 (117 in 10)

Most: 38.5, 2012 (500 in 13)

Opponents' Passes Completed Per Game

Fewest: 4.9, 1936 (49 in 10)

Most: 24.9, 2014 (349 in 14)

Completion Percentage Allowed

Lowest: 32.9, 1939 (50 in 152)

Lowest (Min. 200): 36.6, 1940 (90 of 246)

Highest: 65.9, 2011 (282 of 428)

Passes Intercepted (by UA) Per Game

Most: 3.44, 1940, (31 in 9)

Fewest: .36, 1994 (4 in 11)

Percentage Intercepted By

Highest: 20.6, 1935 (29 of 141)

Lowest: 1.3, 1999 (5 of 373)

Interception Yards Per Game

Most: 41.0, 1940 (369 in 9)

Total: 386, 1952 (10 games)

Fewest: 1.2, 1960 (12 in 10)

Average Yardage Per Interception Return

Highest: 45.5, 1994 (4 for 182)

Lowest: 3.0, 1960 (4 for 12)

Ariz. TDs On Interception Returns

6, 1996

Touchdown Passes Allowed Per Game

Fewest: .2, 1952 (2 in 10)

Most: 2.17, 2003 (26 in 12); 2.1, 2001 (23 in 11)

Games Less Than 50 Yards Allowed

5, 1942

Games Less Than 100 Yards Allowed

8, 1956

Games More Than 300 Yards Allowed

6 -- 2014; 6 -- 2012; 6 -- 2011; 4 -- 1980, 2003, 2015

Games More than 200 Yards Allowed

11 -- 2014; 11 -- 2003; 10 -- 2015

Scoring Defense (Minimum 8-Game Season)**Points Allowed Per Game**

Fewest: 2.8, 1929 (22 in 8)

Most: 35.76, 2015 (465 in 13); 35.75, 2003 (429 in 12)

Touchdowns Allowed Per Game

Fewest: .38, 1929 (3 in 8)

Most: 4.67, 2003 (56 in 12)

Opponents' Extra Points By Kicking

Fewest Made: 2, 1928

Fewest Attempted: 3, 1929

Most Made: 57, 2015 (att. 58)

Most Attempted: 58, 2015 (made 57)

Opps XP-Kicking Percentage

Highest: 1.000 2012 (56-56)

(Top 5) 1.000 2003 (55-55)

1.000 2001 (48-48)

1.000 2005 (35-35)

1.000 2006 (28-28)

Lowest: .285, 1937 (4-14)

Consecutive Extra Points Allowed By Kicking

95, Washington St. 2004 to BYU 2007

Two-Point Conversions Allowed

Fewest Made: 0, Many seasons

Fewest Attempted: 0, 2006, 2008, 2011

Most Made: 6, 1959 (att. 19); 6, 1958 (att. 17)

Most Attempted: 19, 1960 (made 6)

Opponents' Field Goals

Made: 22, 2002 (att. 27)

Attempted: 27, 2002 (made 22)

Opponents' Field Goal Percentage

Highest: 86.7, 2012 (13 of 15)

83.3, 2010 (15 of 18)

81.4, 2002 (22 of 27)

Lowest: 14.3, 1964 (1 of 7)

Most Points Allowed By Kicking

105, 2015 (57 PAT, 16 FG)

Safeties Scored Against Arizona

3, 1999; single game: 2 (at TCU '99)

First Down Defense**Total Allowed Per Game**

Fewest: 7.2, 1937 (72 in 10)

Most: 26.1, 2012 (339 in 13)

By Rushing Allowed Per Game

Fewest: 4.2, 1993, (46 in 11)

Most: 14.1, 1958 (141 in 10)

By Passing Allowed Per Game

Fewest: 1.3, 1942 (13 in 10)

Most: 13.4, 2014 (188 in 14)

By Penalty Allowed Per Game

Fewest: 1, 1947 (1 in 10)

Most: 2.5, 2011 (30 in 12)

Top 10 Arizona Defenses by Season (national rank)**Total Defense**

1. 128.2 1935

2. 133.3 1939

3. 143.5 1937

4. 144.7 1936

5. 162.6 1940

6. 219.2 1946

7. 223.2 1938

8. 235.7 1942

9. 236.9 1993* (1)

10. 240.6 1968 (7)

Passing Defense

1. 50.1 ypg 1939

2. 58.9 1936

3. 65.4 1935

4. 66.5 1942

5. 68.8 1937

6. 73.1 1948

7. 73.3 1956

8. 79.1 1961

9. 87.3 1954

10. 89.2 1953

Rushing Defense (national rank)

1. 30.1 ypg 1993* (1)

2. 54.2 1940 (5)

3. 62.8 1935

4. 65.1 1992* (2)

5. 65.3 1994* (2)

6. 74.7 1938

7. 75.5 1984* (3)

8. 83.2 1939

9. 84.2 1936

10. 84.4 1986* (4)

Arizona Scoring Defense (points per game)

1. 2.8 1929

2. 4.1 1930

3. 4.4 1933

4. 5.0 1935

5. 5.4 1936

5.4 1934

7. 7.6 1964

8. 8.8 1937

9. 8.9 1992* (1)

10. 9.2 1940

2016 Arizona Football Media Guide

Individual Defensive Leaders

Total Tackles, Career (All LB unless noted)

TT	Player	UT	AT	Years
566	Ricky Hunley	323	243	1980-83
552	Byron Evans	315	237	1983-86
529	Obra Erby	300	229	1973-76
420	Jon Abbott	274	146	1974-77
405	Marcus Bell	264	141	1996-99
400	LaMonte Hunley	183	217	1981-84
392	Chuck Cecil S	222	170	1984-87
383	Mark Jacobs	205	178	1974-76
372	Sam Giangardella	183	189	1977-80
357	Mark Arneson	186	171	1969-71
356	Mike Dawson	203	153	1972-75
339	Ransom Terrell	179	160	1970-73
322	Darren Case	133	189	1987-90
320	Sean Harris	248	72	1991-94
312	Spencer Larsen	209	103	02, 05-07
308	Lance Briggs	205	103	1999-02
296	Jared Tevis	199	97	2011-14
295	Darrell Brooks S	204	91	2002-05
291	Glenn Perkins	160	131	1978-82
282	Chris Singleton	171	111	1986-89
281	Chester Burnett	223	58	1993-97
279	Jeff Hammerschmidt S	171	108	1987-90
275	Ronnie Palmer	158	117	2005-08

Solo Tackles, Career

UT	Player	TT	AT	Years
323	Ricky Hunley LB	566	243	1980-83
315	Byron Evans LB	552	237	1983-86
300	Obga Erby LB	529	229	1973-76
274	Jon Abbott DL	420	146	1974-77
264	Marcus Bell LB	405	141	1996-99
248	Sean Harris LB	320	72	1991-94
223	Chester Burnett LB	281	58	1993-97
222	Chuck Cecil DB	392	170	1984-87
209	Spencer Larsen LB	312	103	2002, 05-07
205	Lance Briggs LB	308	103	1999-2002
205	Mark Jacobs LB	383	178	1974-76

Assisted Tackles, Career

AT	Player	UT	TT	Years
243	Ricky Hunley LB	323	566	1980-83
237	Byron Evans LB	315	552	1983-86
229	Obga Erby LB	300	529	1973-76
217	LaMonte Hunley LB	183	400	1981-84
189	Sam Giangardella LB	183	372	1977-80
189	Darren Case LB	133	322	1987-90
178	Mark Jacobs LB	205	383	1974-76
171	Mark Arneson LB	186	357	1969-71
170	Chuck Cecil DB	222	392	1984-87
160	Ransom Terrell LB	179	339	1970-73

Passes Broken Up, Career (does not include INTs)

1.	44	Michael Jolivet	2000-03	CB
2.	38	Chuck Cecil	1984-87	S
3.	35	Kelly Malveaux	1994-97	CB
4.	32	Antoine Cason	2004-07	CB
	32	Devin Ross	2006-09	CB
6.	30	Shaquille Richardson	2010-13	CB
	30	Lynnden Brown	1981-84	S
8.	29	Brandon Sanders	1992-95	S
9.	28	Trevin Wade	2008-11	CB
	28	Randy Robbins	1980-83	S
11.	27	Chris McAlister	1996-98	CB
	27	Kelvin Hunter	1996-99	CB
13.	26	James DeBow	1985-88	S
14.	25	Jonathan McKnight	2011-14	CB
15.	24	Martin Rudolph	1984-86	CB

Interceptions, Career

Int.	Player	Yards	TD	Years	
1.	21	Chuck Cecil S	241	2	1984-87
2.	20	Jackie Wallace CB	250	2	1970-72
3.	18	Chris McAlister CB	254	2	1996-98
4.	15	Antoine Cason CB	349	3	2004-07
5.	14	Darryll Lewis CB	252	2	1987-90
	14	Allan Durden S	241	1	1982-85
7.	13	Dave Liggins S	150	0	1978-80
	13	Russell Williams S	107	0	1972-74
13\$		Tony Bouie S	189	1	1991-94
10.	12	Trevin Wade CB	203	2	2008-11
	12	Michael Jolivet CB	128	1	2000-03
12\$		Ricky Hunley LB	134	2	1980-83
	12	Randy Robbins S	204	4	1980-83
	12	Dennis Anderson S	218	1	1973-75
	12	Rich Moriarty B	78	0	1967-68
	12	Eddie Wolgast B	200	1	1945-50

\$ Includes two intercepted fumbles under old rule

Interceptions, Season

Int.	Player	Yards	TD	Year	
1.	11	Jackie Wallace	135	1	1971
2.	9	Chuck Cecil	77	0	1987
3.	8	Jackie Wallace	115	1	1972
	8	Rich Moriarty	75	0	1968
5.	7\$	Tony Bouie	131	0	1993
	7*	Ricky Hunley	123	2	1983
	7	Darryll Lewis	192	2	1990
	7	John Black	91	0	1939
	7	Dennis Anderson	72	0	1974
	7	Sam Liggins	68	0	1980
11.	6	Russell Williams	72	0	1974
	6	Dick Taylor	79	0	1940
	6	Randy Robbins	85	1	1983
	6	Allan Durden	108	1	1984
	6	Allan Durden	42	0	1985
	6	Chuck Cecil	22	0	1985
	6	Chuck Cecil	142	2	1986
	6	Chris McAlister	103	1	1996

\$ Includes 1 fumble interception; *Includes 2 fumble interceptions

Longest Interception Returns (70+ yards)

Yds	Player	Opponent	Year	
1.	100	Chuck Cecil	Arizona St.	1986
2.	98	Mikal Smith	Arizona St.	1996
3.	97	Mike Scurlock	California	1994
4.	96	Allan Durden	at LSU	1984
5.	91	Robert Golden	at Washington	2011
6.	89	Lynnden Brown	at Washington	1984
7.	85	Trevin Wade	Iowa	2010
	85	Scott Geyer	North Carolina St.	1989
9.	83	Dennis Anderson	Northwestern	1975
10.	79	Robert Golden	Stanford	2009
11.	78	Bob White	BYU	1972
12.	76	Jay Willett	at Kansas	1965
13.	75	Nate Ness	at Stanford	2008
	75	Bill Penn	at New Mexico	1948
15.	70	James Middleton	New Mexico St.	1929
	70	Ferrill Capps	San Diego St.	1945
	70	Darryll Lewis	UCLA	1990

Opponent: 89, Wayne Soffe, BYU, 1936

Annual Defensive Leaders

Total Tackles	(From coaches film through 1987)	Year
1973	Terrell Ransom, LB 105+70	175
1974	Mark Jacobs, LB 115+85	200
1975	Obra Erby, LB 117+71	188
1976	Obra Erby, LB 85+89	174
1977	Corky Ingraham, LB 72+81	153
1978	Sam Giangardella, LB 55+76	131
1979	Sam Giangardella, LB 57+55	112
1980	Jack Housley, LB 64+40	104
1981	Ricky Hunley, LB 74+47	121
1982	Ricky Hunley, LB 100+73	173
1983	Ricky Hunley, LB 99+77	176
1984	LaMonte Hunley, LB 72+96	168
1985	Byron Evans, LB 118+70	188
1986	Byron Evans, LB 111+85	196
1987	Chuck Cecil, S 80+56	136
1988	Chris Singleton, OLB 58+60	118
1989	Donnie Salum, LB 48+65	113
1990	Jeff Hammerschmidt, S 53+25	78
1991	Tony Bouie, S 63+26	86
1992	Sean Harris, LB 48+23	71
1993	Brant Boyer, LB 70+20	90
1994	Sean Harris, LB 72+17	89
1995	Charlie Camp, LB 62+280	90
1996	Chester Burnett, LB 98+26	124
1997	Chester Burnett, LB 73+20	93
1998	Marcus Bell, LB 82+57	139
1999	Marcus Bell, LB 73+51	124
2000	Lance Briggs, LB 77+36	113
2001	Lance Briggs, LB 59+34	93
2002	Lance Briggs, LB 67+31	98
2003	Clay Hardt, LB 59+28	87
2004	Darrell Brooks, S 48+25	73
2005	Darrell Brooks, S 62+31	93
2006	Spencer Larsen, LB 63+26	89
2007	Spencer Larsen, LB 87+44	131
2008	Ronnie Palmer, LB 45+40	85
2009	Devin Ross, CB 61+30	81
2010	Paul Vassallo, LB 77+25	102
2011	Derek Earls, LB 55+19	74
2012	Jake Fischer, LB 76+43	119
2013	Jake Fischer, LB 57+42	99
2014	Scoby Wright III, LB 99+64	163
2015	Will Parks, S 53+23	76

Unassisted Tackles

1967	Otis Comeaux, LB	32
1968	Otis Comeaux, LB	34
1969	Bill Miller, DB	43
1970	Mark Arneson, LB	110
1971	Rich Dodson, LB	40
1972	Ransom Terrell, LB	66
1973	Ransom Terrell, LB	105
1974	Mark Jacobs, LB	115
1975	Obra Erby, LB	117
1976	Obra Erby, LB	85
1977	Jon Abbott, MG	100
1978	Cleveland Crosby, T	75
1979	Sam Giangardella, LB	57
1980	Dave Liggins, DB	68
1981	Ricky Hunley, ILB	74
1982	Ricky Hunley, ILB	100
1983	Ricky Hunley, ILB	99
1984	LaMonte Hunley, ILB	72
1985	Byron Evans, ILB	118
1986	Byron Evans, ILB	111
1987	Chuck Cecil, S	80
1988	Chris Singleton, OLB	62
1989	Chris Singleton, OLB	66
1990	Jeff Hammerschmidt, FS	53
1991	Tony Bouie, FS	86
1992	Brant Boyer, ILB	49
1993	Brant Boyer, ILB	70
1994	Sean Harris, ILB	72
1995	Charlie Camp, ILB	62
1996	Chester Burnett, ILB	98
1997	Chester Burnett, ILB	73
1998	Marcus Bell, ILB	82
1999	Marcus Bell, ILB	73
2000	Lance Briggs, ILB	77
2001	Lance Briggs, ILB	59
2002	Lance Briggs, ILB	67
2003	Clay Hardt, Rover	59
2004	Antoine Cason, CB	54
2005	Darrell Brooks, FS	62
2006	Spencer Larsen, LB	63
2007	Spencer Larsen, LB	87
2008	Ronnie Palmer, LB	45
2009	Devin Ross, CB	61
2010	Paul Vassallo, LB	77
2011	Derek Earls, LB	55
2012	Jake Fischer, LB	76
2013	Jake Fischer, LB	57
2014	Scoby Wright III, LB	99
2015	Paul Magloire Jr., LB/S	54

Assisted Tackles

1967	Olden Lee, LB	56
1968	Otis Comeaux, LB	77
1969	Mark Arneson, LB	76
1970	Mark Arneson, LB	45
1971	Jim Johnson, T	65
1972	Ransom Terrell, LB	78
1973	Ransom Terrell, LB	70
1974	Mark Jacobs, LB	85
1975	Obra Erby, LB	71
1976	Obra Erby, LB	89
1977	Corky Ingraham, LB	81
1978	Sam Giangardella, LB	76
1979	Sam Giangardella, LB	55
1980	Sam Giangardella, LB	46
	Ricky Hunley, LB	46
1981	Gary Gibson, OLB	48
1982	Ricky Hunley, ILB	73
1983	LaMonte Hunley, ILB	79
1984	LaMonte Hunley, ILB	96
1985	Byron Evans, ILB	70
1986	Byron Evans, ILB	85
1987	Jerry Beasley, ILB	73
1988	Darren Case, ILB	74
1989	Darren Case, ILB	67
1990	Darren Case, ILB	38
1991	Heath Bray, FS/LB	34
1992	Sean Harris, ILB	23
1993	Brant Boyer, ILB	20
1994	Sean Harris, ILB	17
1995	Charlie Camp, ILB	28
1996	David Fipp, FS	37
1997	Marcus Bell, ILB	24
1998	Marcus Bell, ILB	57
1999	Marcus Bell, ILB	51
2000	Lance Briggs, ILB	36
2001	Lance Briggs, ILB	34
2002	Lance Briggs, ILB	31

#Forever65

2003	Joe Siofele, ILB	32	1999	Joe Tafoya, DT	10	2013	None	0	
2004	Darrell Brooks, FS	25	2000	Joe Tafoya, DE	6	2014	Tellas Jones	1	
2005	Darrell Brooks, FS	31	2001	Lance Briggs, ILB	6.5	2015	DaVonte' Neal	1	
2006	Ronnie Palmer, LB	28	2002	Joe Siofele, DE	5.5	Interceptions (yds. returned-TD)			
2007	Spencer Larsen, LB	44	2003	Siofele,	4.0	(*includes fum ret [in-air] prior to rule change)			
2008	Ronnie Palmer, LB	40		M.Smith, M.Molina, A.Torrey		1958	Dave Hibbert, HB (58)	4	
2009	Xavier Kelley, LB	32	2004	Andre Torrey, DE	5.0	1959	Warren Livingston, HB (41-1)	3	
2010	P.Vassallo, LB/J. Perkins, S	25	2005	Copeland Bryan, DE	7.5	1960	4 players (12)	1	
2011	Paul Vassallo, LB	26	2006	Louis Holmes, DE	4.0	1961	Gary Kenley, HB (79)	4	
2012	J. Fischer, LB/M. Flowers, LB	43	2007	Lionel Dotson, DE	6.5	1962	C. Starkey, DL (18), L. Fairholm, HB (7)	2	
2013	Jake Fischer, LB	42	2008	Brooks Reed, DE	8.0	1963	Rickie Harris, CB (25)	3	
2014	Scooby Wright III, LB	64	2009	Ricky Elmore, DE	10.5	1964	Woody King, S (46)	5	
2015	Will Parks, S	23	2010	Ricky Elmore, DE	11	1965	Woody King, S (44-1)	5	
Tackles for Loss/Sacks			2011	C.J. Parish, DE	3	1966	Phil Albert, S (8)	3	
1967	Gary Klahr, E	14	2012	Marquis Flowers, LB	5.5	1966	O. Lee (31), O. Comeaux (0)	3	
1968	Tom Nelson, T	29	2013	Sione Tuihalamaka, DL	5.0	1968	Rich Moriarty (75)	8	
1969	Charlie Duke, LB	16	2014	Scooby Wright III, LB	14.0	1969	B. Miller (57), J. Black (32), CBs	3	
1970	Bill McKinley, E	20	2015	Reggie Gilbert, DL	3.5	1970	Justin Lanne, S (23)	5	
1971	Rich Dodson, LB	11	Career Sacks			1971	Jackie Wallace, CB (135-1)	11	
1972	Bob Crum, E/ Wally Brumfield, LB	11	1.	Tedy Bruschi, DE	1992-95	55	1972	Jackie Wallace, CB (115-1)	8
1973	Mike Dawson, T	12	2.	Ricky Elmore, DE	2007-10	25.5	1973	Glen Gresham, LB (59)	3
1974	Mike Dawson, T	11	3.	David Wood, DT	1981-84	25	1974	Dennis Anderson, S (72)	7
1975	Mike Dawson, T	15	4.	Joe Tafoya, DE	1997-2000	24.5	1975	Dennis Anderson, S (141-1)	4
1976	Jon Abbott, T	11	5.	Rob Waldrop, DT	1990-93	23.5	1976	Van Cooper, CB (60)	3
1977	Jon Abbott, MG	18	6.	Reggie Johnson, DT	1988-90	22.5	1977	Corky Ingraham, LB (49)	4
1978	John Crawford, E	12	7.	Jim Hoffman, DT	1991-94	22.5	1978	Corky Ingraham, LB (34)	3
1979	Cleveland Crosby, T	9	8.	Danny Lockett, OLB	1985-86	22	1979	Dave Liggins, S (59)	5
1980	Ricky Hunley, LB	16	9.	Joe Salave'a, DT	1994-97	21.5	1980	Dave Liggins, S (60)	5
1981	Gary Shaw, NG	8	10.	Chuck Osborne, DT	1992-95	21	1981	Tony Neely, S (98-1)	4
1982	Steve Boadway, OLB	9	Blocked Kicks				1982	Randy Robbins, CB (85-1)	6
1983	John Kaiser, OLB	14	1967	Wally Scott, DB	5	1983	Ricky Hunley, LB (123-2)	7	
1984	Steve Boadway, OLB	14	1968	Greg Woodward, DB	2	1984	Allan Durden, S (108-1)	6	
1985	Danny Lockett, OLB	15	1969	Jim Ventriglia, T	1	1985	Allan Durden, S (42)	6	
1986	Stan Mataele, DT	14.5		Rick Stevenson, B		1986	Chuck Cecil, S (142-2)	6	
1987	Dana Wells, NG	17	1970	Greg Boyd, B	1	1987	Chuck Cecil, S (77)	9	
1988	Dana Wells, NG	17.5	1971	Greg Boyd, B	3	1988	T. Burden (20), D. Lewis (22), CB	2	
1989	Chris Singleton, OLB	11	1972	Greg Boyd, B	1	1989	Darryll Lewis, CB (39)	5	
1990	Darren Case, ILB	6		Glen Gresham, LB		1990	Darryll Lewis, CB (192-2)	7	
1991	Mike Scurlock, ILB	8.5	1973	Leon Lawrence, B	1	1991	Darryl Morrison, CB (67-1)	3	
1992	Rob Waldrop, NG	22	1974	None		1992	Tony Bouie, S (9-0)	4	
1993	Tedy Bruschi, DE	27.5	1975	Mike Dawson, T	1		B. Sanders, S (77-1)	4	
1994	Chuck Osborne, NG	15	1976	Jeff Whitton, T	1	1993	Tony Bouie, S (100)	6	
1995	Tedy Bruschi, DE	19.5	1977	Jack Housley, LB	1	1994	(Four Players — 182-1)	1	
1996	Joe Salave'a, DT	12		Darrell Solomon, MG		1995	Brandon Sanders, S (0)	2	
1997	Joe Salave'a, DT	17	1978	(Four Players)	1	1996	Chris McAlister, CB (103-1)	6	
1998	Marcus Bell, ILB	14	1979	Jack Housley, LB	1	1997	Chris McAlister, CB (45)	4	
1999	Marcus Bell, ILB	14	1980	Bill Redman, B	2	1998	Chris McAlister, CB (64-1)	5	
2000	Joe Tafoya, DE	18	1981	Gary Shaw, NG,	1	1999	(Five Players — 36-1)	1	
2001	Lance Briggs, ILB	14		Randy Robbins, CB, Al Gross, FS		2000	Michael Jolivet, CB (50)	5	
2002	Lance Briggs, ILB	10.5	1982	Larry Smith, SS	2	2001	Michael Jolivet, CB (78-1)	5	
2003	J.Siofele, ILB/M.Molina, ILB	7.5	1983	(Five Players)	1	2002	Ray Wells, LB (78-1)	3	
2004	Andre Torrey, DE	13.0	1984	(Four Players)	1	2003	Michael Jolivet, CB (0)	2	
2005	Copeland Bryan, DE	10.5	1985	(Three Players)	1	2004	Antoine Cason, CB (88)	4	
2006	Spencer Larsen, LB	10.5	1986	Chuck Cecil, FS	2	2005	Michael Johnson, S (45-1)	4	
2007	Spencer Larsen, LB	15.5	1987	(Five Players)	1	2006	Antoine Cason, CB (57-1)	3	
2008	Ronnie Palmer, LB	11	1988	Scott Geyer, CB	2	2007	Antoine Cason, CB (164-2)	5	
2009	Earl Mitchell, DT	12.5	1989	Arnulf Mobley, ILB	1		Nate Ness, S (91-0)	5	
2010	Ricky Elmore, DE	13.0	1990	(Three Players)	1	2008	M. Hundley, CB (77-0)	4	
2011	Derek Earls, LB	7.0	1991	(Three Players)	2		T. Wade, CB (78-0)	4	
2012	Marquis Flowers, LB	13.0	1992	Heath Bray, QB/WR	2	2009	Trevin Wade, CB (40-1)	5	
2013	M. Flowers, LB/S. Tuihalamaka, DL	11.0	1993	B. Sanders,	1	2010	Joe Perkins, S (22)	2	
2014	Scooby Wright III, LB	29.0		J. Hoffman, R. Dice			Shaquille Richardson, CB (0)	2	
2015	Reggie Gilbert, DL	8.5	1994	S. Harris, T. Bruschi	1	2011	Shaquille Richardson, CB (73)	4	
Sacks (separate from TFL since 1976)			1995	(Three Players)	1	2012	Jonathan McKnight, CB (71-1)	3	
1976	Gilbert Lewis, E	6	1996	T. Canidate, M. Smith	1		Marquis Flowers, LB (18)	3	
1977	Jon Abbott, MG	10	1997	J. Salave'a,	1	2013	Tra'Mayne Bondurant, S (79-2)	4	
1978	John Crawford, E	7		C. McAlister, D. Fipp		2014	Jourdon Grandon, S (3-5)	3	
1979	Cleveland Crosby, T	8	1998	Chris McAlister,	2	2015	Jamar Allah, S (3-38)	3	
1980	Ricky Hunley, LB	5		Peter Hansen			Cam Denson, CB (3-31)	3	
1981	Gary Shaw, NG	7	1999	Peter Hansen	3	Passes Broken Up			
1982	Ivan Lesnik, T	7	2000	Peter Hansen	2	(does not include INTs)			
1983	John Barthalt, T	6	2001	Malosi Leonard,	1	1967	Frank Jenkins, DB,	4	
1984	Steve Boadway, OLB	13		Andrae Thurman			Doug Schleuter, B		
1985	Danny Lockett, OLB	12	2002	Michael Jolivet,	2	1968	Bill Miller, B	17	
1986	Stan Mataele, DT	10.5		Carlos Williams		1969	(Three Players)	5	
1987	Dana Wells, NG	7	2003	None	0	1978	Mark Arneson, LB,	7	
1988	(Three Players)	5.5	2004	C. Bryan,	1		Jim Ventriglia, T		
1989	Chris Singleton, OLB	10		M. Hollingsworth		1971	Jackie Wallace, DB	7	
1990	Reggie Johnson, DT	11	2005	None	0	1972	Roussell Williams, DB	4	
1991	M. Scurlock, R. Holt	6.5	2006	Earl Mitchell	1	1973	Leon Lawrence, DB	7	
1992	Rob Waldrop, NG	10	2007	None	0	1974	Mark Jacobs, LB	5	
1993	Tedy Bruschi, DE	19	2008	David Roberts	1	1975	Dennis Anderson, DB	6	
1994	Chuck Osborne, NG	11	2009	Orlando Vargas	1	1976	Van Cooper, DB	11	
1995	Tedy Bruschi, DE	14.5	2010	J. Washington,	1	1977	Corky Ingraham, LB	5	
1996	Joe Salave'a, DT	6		M. Usman, D.Roberts		1978	Reggie Ware, DB	6	
1997	Joe Salave'a, DT	11.5	2011	Team	1	1979	Reggie Ware, DB	4	
1998	Daniel Greer, DT	9	2012	None	0				

2016 Arizona Football Media Guide

1980	Marcellus Greene, DB	11
1981	John Pace, ILB	6
1982	Al Gross, SS	9
1983	Randy Robbins, CB	17
1984	Lynnden Brown, CB	19
1984	Gordon Bunch, CB	19
1985	Gordon Bunch, CB	14
1986	Chuck Cecil, S	19
1987	Chuck Cecil, S	12
1988	J. DeBow, T. Burden	7
1989	Chris Wright, SS	9
1990	Darryll Lewis, CB	11
1991	Richard Holt, CB	10
1992	Keshon Johnson, CB	9
1993	Claudius Wright, CB	9
1994	Brandon Sanders, S	9
1995	Kelly Malveaux, CB	8
1996	Kelly Malveaux, CB	11
1997	Kelly Malveaux, CB	10
1998	Chris McAlister, CB	15
1999	Kelvin Hunter, CB	8
2000	Michael Jolivet, CB	14
2001	Michael Jolivet, CB	20
2002	Gary Love, CB	5
2003	Michael Jolivet, CB	6
2004	Darrell Brooks, FS	9
2005	Wilrey Fontenot, CB	6
2006	Wilrey Fontenot, CB	8
2007	Antoine Cason, CB	14
2008	Devin Ross, CB	13
2009	Devin Ross, CB	12
2010	Robert Golden, CB	12
2011	Trevin Wade, CB	13
2012	Shaquille Richardson, CB	14
2013	Jonathan McKnight, CB	8
2014	Johnathan McKnight, CB	13
2015	Will Parks, S	7

Fumbles Recovered

1967	(Four Players)	2
1968	(Three Players)	2
1969	(Four Players)	2
1970	Bill McKinley, E	3
1971	(Five Players)	2
1972	(Three Players)	2
1973	Ransom Terrell, LB	5
1974	Dennis Anderson, DB	3
1975	M. Dawson, DT, Jon Abbott, DT	3
1976	(Six Players)	2
1977	J. Abbott, K. Straw	2
1978	Cleveland Crosby, T	4
1979	Sam Giangardella, LB	3
1980	Reggie Ware, DB	3
1981	Gary Shaw, NG	4
1982	John Kaiser, OLB	3
1983	R. Hunley LB, J. Kaiser OLB	3
1984	Greg Turner, CB	4
1985	(Two Players), ILB	2
1987	Jerry Beasley LB	3
1988	(Three Players)	2
1989	Darryll Lewis, CB	3
1990	Paul Glonek, DT	2
1991	Bobby Roland, SS	3
1992	T. Demps DE, B. Sanders SS	2
1993	Akil Jackson, OLB	5
1994	Tedy Bruschi, DE	4
1995	B. Sanders, D. Stewart, CB	2
1996	Van Tuinei, DE	3
1997	DeShon Polk, OLB	3
1998	S. Sprotte SS, Daniel Greer DT, Joe Tafoya DE	2
1999	(Six Players)	1
2000	Keoni Fraser, DT	5
2001	Lance Briggs LB, Jarvie Worcester FS	2
2002	Lance Briggs LB, Pat Howard, LB	2
2003	Jolivet, Love, C. Williams, Sherman, Philipp	2
2004	K. Johnson, W. Fontenot, C. Williams, S. Jones	3
2005	(Seven Players)	1
2006	Spencer Larsen, LB	3
2007	Spencer Larsen, LB	4
2008	Donald Horton, DT	2
2009	(Seven Players)	1
2010	(10 Players)	1
2011	(Four players)	1
2012	Jake Fischer, LB	4
2013	Marquis Flowers, LB	2

2014	Tra'Mayne Bondurant, LB/S	3
2015	(Five players)	1

Fumbles Caused

1973	Rex Naumetz, DT	3
1974	Willis Barrett, E	3
1975	Mike Dawson, T	3
1976	Gilbert Lewis, E	3
1977	Ken Creviston, B	4
1978	Cleveland Crosby, T	4
1979	(Three Players)	3
1980	Ricky Hunley, ILB	3
1981	J. Pace, R. Hunley	4
1982	G. Perkins, R. Moret	3
1983	Ricky Hunley, ILB	5
1984	C. Vestling, J. Drake	2
1985	Byron Evans, ILB	3
1986	C. Cecil, F. Gibson	3
1987	Chris Singleton, OLB	3
1988	Chris Singleton, OLB	5
1989	Darryll Lewis, CB	3
1990	Jeff Hammerschmidt, FS	4
1991	(Three Players)	2
1992	Jim Hoffman, DT	3
1993	Brandon Sanders, SS	3
1994	J. Salave'a, C. Lopez, S. Harris	2
1995	C. Osborne, J. Sprotte	2
1996	J. Salave'a, C. Burnett	3
1997	C. Burnett, M. Bell, D. Fipp, J. Sprotte	2
1998	Scooter Sprotte, ILB	4
1999	Joe Tafoya, DT	2
2000	Jarvie Worcester, FS	3
2001	L. Briggs, J. Jackson, Y. Thompson	2
2002	(Six Players)	2
2003	Gary Love, Joe Siofele	3
2004	Pat Howard-LB, Carlos Williams DT	4
2005	Darrell Brooks, FS	2
2006	Larsen, LB, Palmer, LB, Holmes, DE	2
2007	Spencer Larsen, LB	3
2008	Brooks Reed, DE	3
2009	Cam Nelson, S	3
2010	Mike Turner, CB/ST	3
2011	Jourdon Grandon, NB	2
2012	Jared Tevis, S	4
2013	Jared Tevis, S	3
2014	Scooby Wright III, LB	6
2015	Will Parks, S	2

OTHER STATISTICAL MARKS

Game Hi-Lows
Red-Zone Success, Single Game
 Most: 9-for-9, vs. Idaho, all TD, 2008

First Downs

Total First Downs
 Most: 43, vs. S. Carolina State, 2012 (22 R, 17 P, 4 Pen); 38, at Stanford, 2012 (12 R, 25 P, 1 Pen); 37, vs. USC, 2011 (10 R/25 P/2 Pen)
 Fewest: 3, at Loyola, 1935 (1-1-1); 3, at Marquette, 1942 (2-1-0)
 Both Teams, Most: 70, vs. Nevada, 2012 (39 UN, 31 UA); 65, at Stanford, 2012 (38 AZ, 27 SU); 63 vs. USC, 2011 (UA 37/USC 26)
 Both Teams, Fewest: 10, at Texas Tech, 1935 (Ariz. 4, Texas Tech 6)

First Downs Rushing

Most: 27, vs. UCLA, 1989
 Fewest: 0, vs. Oregon, 2002; 0 vs. TCU, 2003
 Both Teams, Most: 38, vs. Nevada, 2012 (UN 28, UA 10)
 Both Teams, Fewest: 6, at Texas Tech, 1967 (Ariz. 2, Arizona St. 4)

First Downs Passing

Most: 25, vs. USC, 2011
 Fewest: 0; 7 times, last at Utah 2000
 Both Teams, Most: 44 vs. USC 2011 (UA 25, USC 19)
 Both Teams, Fewest: 1, vs. Colo. 1954 (UA 1, CU 0); 1, at New Mexico, 1948 (Ariz. 1, New Mexico 0)

First Downs Penalty

Most: 6, Multiple times (Once in 2014)
 Both Teams, Most: 12, at California, 1998 (Ariz. 6, California 6)

Game High Fumbles

Most Fumbles: 9, vs. UTEP, 1959 (Lost 5)
 Both Teams: 16, at Utah, 1952 (Ariz. 7, Utah 9); 16, vs. San Diego St., 1948 (Ariz. 8, San Diego St. 8)
 Opponent: 9, at Utah, 1952 (Lost 6)
 Fumbles Lost: 7 vs. Idaho, 1962 (of 7)
 Both Teams: 9, at Utah, 1952 (Ariz. 3, Utah 6); 9, vs. New Mexico St., 1951 (Ariz. 3, New Mexico St. 6); 9, vs. Idaho, 1951 (Ariz. 5, Idaho 4); 9, at Washington, 1984 (Ariz. 4, Washington 5)
 Opponent: 6, at Utah, 1952 (of 9); 6, New Mexico St., 1951 (of 8)

Game High-Low Penalties

Penalties Against
 Most: 19, vs. New Mexico St., 1951 (191 yards)
 Fewest: 0, vs. Michigan, 1978; 0, Montana, 1938; 0, Centenary, 1936; 0, Whittier, 1929; 0, California, 2008
 Both Teams, Most: 29, at California, 1998 (California 15, Ariz. 14)
 Both Teams, Fewest: 1 vs. Michigan, 1978 (Ariz. 0, Mich. 1); 1, Centenary, 1936 (Ariz. 0, Centenary 1); 1, vs. Whittier, 1929 (Ariz. 0 Whittier 1)

Yards Penalized

Most: 191, vs. New Mexico St., 1951 (19 penalties)
 Fewest: 0, vs. Michigan 1978; 0, Montana 1938, Centenary 1936, Whittier 1929
 Opponent: 5, four times (last NAU 2009)
 Both Teams, Most: 307, at California 1998 (California 154, Ariz. 153)
 Both Teams, Fewest: 5, vs. Michigan 1978 (1); 5, vs. Centenary 1936 (1); 5, vs. Whittier 1929 (1)

Interceptions & Fumbles Lost

Most: 10, at Washington, 1984 (6 int., 4 fumbles)
 Fewest: 0, many times, last vs. Ore St. 2008
 Most, Both Teams: 19, at Washington, 1984 (Ariz. 10, Washington 9)
 Fewest, Both Teams: 0, many times, last: 2011 (twice)

Interceptions & Fumbles Recovered

Most: 9, at Washington, 1984 (4 int., 5 FR); 9, at ASU, 1955 (7 int., 2 FR); 9, vs. Utah, 1973 (4 int., 5 FR)
 Fewest: 0, many times, last vs. Oregon/Stanford 2011

Season Hi-Lows

Red-Zone Success
 Best: 55-60 (92%), 2008 (45 TD, 10 FG)
 Recent Low: 39-54 (72%), 2010 (30 TD, 9 FG)

First Downs

Total Per Game
 Most: 29.3, 2012 (381 in 13 games)
 Total: 381, 2012 (13 G)
 Fewest: 8.7, 1938 (78 in 9)

By Rushing Per Game*

Most: 13.5, 2013 (175 in 13 games)
 Fewest: 4.9, 2003 (59 in 12)

By Passing Per Game*

Most: 16.9, 2011 (203 in 12)
 14.6, 2010 (191 in 13)
 13.1, 2012 (170 in 13)
 Total: 203, 2011 (12 games)
 Fewest: 2.5, 1942 (25 in 10)

By Penalty Per Game*

Most: 3.31, 2012 (43 in 12)
 Fewest: .1, 1952 (1 in 10)
 *Data available only since 1942

Fumbles

Most Fumbles: 42, 1959
 Fewest Fumbles: 9, 1994

Most Fumbles Lost

24, 1973 (of 35); 24, 1968 (of 31)

Fewest Fumbles Lost

5, 2006 (of 20); 6, 1975 (of 15); 6, 2011 (of 15)

Penalties

Penalties Per Game
 Most: 9.6, 1999 (114 in 12)
 Fewest: 2.5, 1937 (25 in 10)

Yards Penalized Per Game

Most: 79.6, 1970 (796 in 10)
 Year High: 930 in 12, 1999
 Fewest: 22.5, 1937 (224 in 10)

Turnovers**Interceptions & Fumbles Lost**

Fewest: 9, 1975 (3 interceptions, 6 fumbles)
 Fewest Per Game: 0.82, 1975 (9 in 11)
 Most: 43, 1957 (20 int., 23 fumbles)
 Most Per Game: 4.33, 1940 (39 in 9)

Opponents' Turnovers

Most: 46, 1954 (20 interception, 24 fumbles lost, 2bk)
 Fewest: 11, 1999 (5 Interceptions, 6 fumbles lost)

Turnover Margin Per Game

Postive: 2.27, 1975 (9-34)
 Negative: 1.7, 1952 (43-26)

MISCELLANEOUS RECORDS**Overtime Games (4-6)**

Nov. 2, 1996 - 3 OT at California 56, Arizona 55
 Oct. 25, 1997 at WSU 35, Arizona 34
 Nov. 15, 1997 - 2 OT at Arizona 41, California 38
 Oct. 14, 2000 - 3 OT at Arizona 53, WSU 47
 Sept. 27, 2003 TCU 13, at Arizona 10
 Nov. 21, 2009 - 2 OT Oregon 44, at Arizona 41
 Dec. 2, 2010 - 2 OT ASU 30, at Arizona 29
 Sept. 1, 2012 Arizona 24, Toledo 17
 Oct. 6, 2012 at Stanford 54, Arizona 48
 Nov. 14, 2014 - 2 OT Arizona 37, Utah 30

Lengthy Arizona Football Games

Time	Result	Opponent
4:13	L, 7-9	vs. Wisconsin, 2004 - storm at Washington St., 1997
4:08	L, 34-35 OT	vs. California, 1997 (20T)
4:06	W, 41-38 OT	vs. USC, 2012
4:06	W, 39-36	vs. ASU, 2010
4:03	L, 29-30 OT	vs. Boise State, 2014
4:00	L, 38-30	vs. WSU, 2000 (30T)
3:58	W, 53-47 OT	at California, 1996 (40T)
3:56	L, 56-55 OT	

Highest-Scoring Tie Game (defunct)

33-33, at California, 1983; 35-35

Lowest-Scoring Tie Game (defunct)

0-0, 5 times. Last: Iowa St., 1964

Most Tie Games, Season (defunct)

3, 1936 (10 games); 3, 1987 (11 games)

Most Improved Won-Lost Record

5 games, 1968 (8-3) from 1967 (3-6-1)
 5 games, 1998 (12-1) from 1997 (7-5)

Biggest Record Swing

5.5 games, 1999 (6-6) from 1998 (12-1)

Consecutive Victories

All Games: 9, Oregon St. 1997-Washington 1998; 9, Colorado St. 1974-Texas Tech, 1975
 All Games In-Season: 7-0 start, 1993; 7-0 finish 1998
 Home Games: 11, West Texas St. 1960-BYU 1962
 Pac-10 Games: 5, UCLA 1983-Oregon 1984; 5, Arizona St. 1993-UCLA 1994; 5, Oregon St. 1997-Washington 1998
 Pac-10 Home Games: 8, USC 1993-ASU 1994
 Road Games: 8, 1997-98
 Road In-Season: 7, 1998

Consecutive Games Without Defeat

All Games: 11, UNM 1960-UNM 1961 (1 tie)
 Home Games: 14, Pacific 1934-Okla. St. 1937
 (Includes 2 ties/2 games played in Phoenix)

Consecutive Losses

All Games: 8, LSU-Oregon, 2003
 Home Games: 5, New Mexico 1957-UTEP 1957; 5, Air Force 1965-BYU 1966
 Pac-10 Home Games: 13, UCLA 2000-UCLA 2003

Consecutive Games Without Win

All Games: 10, Arizona St. 1956-UTEP 1957 (1 tie)
 Home Games: 8, Arizona St. 1956-UTEP 1957 (1 tie)
 Pac-10: 10, Oregon 2000-USC 2001

Consecutive Games Scored in

All Games: 214, Colorado St. 1972-Syracuse 1990; Current: 49
 Home Games: 225, Arizona St. 1964 to UCLA 2003; Current: 74 since Cal 2003

Consecutive Games Opponents Scored in

All Games: 137, Oregon St. 1996 - ASU 2007; Current: 39
 Home Games: 68, Wash '96 - Oregon '07

Consecutive Games Shut Out Opponent

All Games: 6, 1930
 Home Games: 8, Cal Tech 1929-Colorado St. 1930
 (Not including 1929 game in Phoenix)

Consecutive Games Without Scoring

All Games: 3, 1915 (New Mexico St., Western N.M., Whittier)
 Home Games: 2, 1949

Consecutive Games Scoring Touchdown

All Games: 91, Colorado St. 1972 to California 1980
 Current: 4
 Home Games: 82, Kansas 1966 to Washington St. 1980
 Current: 63

Consecutive Without Tie (defunct category)

All Games: 128, Utah 1967-California 1979
 Home Games: 65, Utah 1967-California 1979

OPPONENT RECORDS**First Downs Game****Total First Downs Allowed**

Fewest: 3, vs. Arizona State, 1946; 3, Kansas, 1937; 3, Wyoming, 1936
 Most: 39, vs. Nevada, 2012 (28 R, 10 P, 1 Pen)

First Downs Rushing Allowed

Fewest: 0, vs. Wyoming, 1970
 Most: 28, vs. Nevada, 2012

First Downs Passing Allowed

Fewest: 0, in many. Last: at New Mexico, 1970
 Most: 25, at Washington State, 2014

First Downs Penalty

6, at California 1998 (15 penalties); 6, Middle Tenn. St., 1999; 6, Idaho, 2001; 6, at UCLA, 2012

Penalties, Game**Penalties Against**

Most: 17, at Oregon St., 2003 (141 yards)
 Fewest: 0; 8 times, last vs. UTEP 1938

Yards Opponents Penalized

154, at California, 1998 (15 penalties); 152, vs. New Mexico, 2007 (15 penalties)

Punting, Game

Most Punts: 19, at Kansas, 1936
 Fewest: 0, vs. Oregon, 1963

Average Yards Per Punt (Min. 5)

Highest: 57.2, at Colorado, 1950 (6 punts)
 Lowest: 23.9, vs. Whittier, 1935 (8 punts)

Opponent Punts Blocked

3, vs. Colorado St., 1937; 3, San Diego St., 1934

Opponent Season Marks**Fumbles**

Most: 47, 1955 (lost 26)
 Fewest: 12, 2013 (lost 4)
 Most Lost: 26, 1955 (of 47)
 Fewest lost: 4, 2013 (of 12); 5, 1938 (of 21); 5, 2011 (of 22)

Penalties Per Game

Most: 8.9, 2014 (124 in 14)
 Fewest: 2.3, 1935 (21 in 9)

Yards Penalized Per Game

Most: 91.4, 2012 (1188 in 13)
 Yard high: 1188 (123 in 13 games), 2012
 Fewest: 18.3, 1935 (165 in 9)

Opponents' Punts Per Game

Most: 10.7, 1940 (96 in 9)
 Total: 100, 1968 (10 games)
 Fewest: 3.6, 1958 (36 in 10)

Opponents' Average Per Punt

Highest: 45.0, 2011 (45 punts) 43.4, 1973 (55 punts)
 Lowest: 30.9, 1958 (36 punts); 30.9, 1935 (91 punts)

Opponents' Net Punting Average

Highest: 39.2, 2003 (60 for 2,448, 93 return yards by UA)
 Highest ('05 rule): 41.0, 2011 (45-2025, 5TB, 79 RY)
 37.0, 2007 (75 for 3076, 7TB, 279 RY)
 Lowest: 24.4, 1949 (55 for 1929, 487 return yards)
 Lowest ('05 rule): 33.5, 2008 (79 for 3334, 5TB, 587 RY)

Most Opponents' Punts Blocked By Arizona

4, 1968 (including Sun Bowl); 4, 1980; 5, 1998 (incl. Holiday Bowl)

Opponent Total Offense, Game (600+ yards)

Yds	School	Plays	Year
1. 724	at USC	96	2005
2. 701	at Arizona St.	97	1973
3. 659	vs. Nevada	105	2012
659	at California	91	1996
5. 654	at Oregon St.	87	2005
6. 636	Oklahoma State	92	2012
7. 631	Washington State	93	2015
8. 627	vs. Oregon	94	2014
9. 626	at Arizona St.	77	1951
10. 625	Colorado	81	1958
11. 618	USC	75	2012
12. 617	at Stanford	77	2012
13. 613	Oregon State	88	2012
14. 611	at UCLA	93	2012
15. 607	Oregon	80	2001
16. 604	Michigan St.	75	1949

Opponent Passing Offense, Game

Yds	Team	Att.	Cmp.	Int.	TD	Year
1. 514	Washington St.	62	47	0	5	2015
2. 511	Arizona St.	56	33	2	4	1998
3. 503	at California	46	35	0	8	1996
4. 493	USC	49	31	2	3	2012
5. 489	at Wash St.	79	56	2	4	2014
6. 468	USC	39	32	1	4	2011
7. 455	at Washington	49	29	4	3	2001
8. 437	Arizona St.	55	38	3	2	1986
9. 436	at Oregon St.	43	32	6	1	2005
436	Oklahoma St.	60	37	3	4	2012

Opponent Rushing Offense, Game

Yds	School	Att.	Year
1. 569	at Arizona St.	67	1951
2. 551	Colorado	66	1958
3. 505	at UCLA	56	1972
4. 471	Colorado	61	1954
5. 453	at UTEP	61	1954
6. 450	Arizona St.	59	1996
7. 441	New Mexico	75	1971
8. 428	at UTEP	59	1976
9. 425	UTEP	51	1949
10. 418	at Michigan St.	51	1948

Opponent Points Scored, Game

Pts	School	Ariz.Pts.	Year
1. 78	at USC	7	1928
2. 75	Michigan St.	0	1949
3. 69	at USC	6	1923
4. 66	at UCLA	10	2012
5. 65	Colorado	12	1958
6. 63	Oregon	28	2001
7. 62	at Minnesota	0	1939
8. 61	Arizona St.	14	1951
9. 59	at Purdue	7	2003
59	LSU	13	2003
11. 58	Washington	28	1997
58	at Arizona St.	21	2013

Most Yards Single Game, By Opponent

Rush: LaMichael James, Oregon (288 yds), 2011
 Pass: Luke Falk, Washington State (514), 2015
 Receiving: Marqise Lee, USC (345 yds), 2012

Long Plays, By Opponent

Rush: 90, Lyn Chadnois, Michigan St., 1949
 Pass: 98, Brandon Hassell to Reggie Harrell (TD) vs. TCU 2003; Jake Locker to Marcel Reece (TD), 2007 UW
 Field Goal: 63, Clark Kemble, at Colorado St., 1975
 Punt: 88, Matt Steffen, DePaul, 1931
 Interception: 89, Wayne Soffe, BYU, 1936
 Kickoff Return: 100, Jack Brognan, Loyola, 1932; 100, Matt Slater, UCLA, 2007
 Punt Return: 95, DeSean Jackson, California, 2006
 Fumble Return: 89, Coy Wire, Stanford, 2001

2016 Arizona Football Media Guide

Arizona's National Stat Top 10 Marks (national statistical champion in bold)

Team Rankings

Total Offense

Year	Rank	Mark
1941	2.	357.3 yds. per game
1954	3.	402.0 yds. per game
1961	5.	378.2 yds. per game
1975	5.	424.2 yds. per game
1999	3.	471.9 yds. per game
2012	7.	526.2 yds. per game

Passing Offense

1941	1.	177.7 yds. per game
1947	2.	168.0 yds. per game
1957	4.	154.0 yds. per game*
1961	10.	145.6 yds. per game
1966	3.	255.1 yds. per game
2007	10.	308.5 yds. per game
2010	9.	307.7 yds. per game
2011	3.	370.8 yds per game

*Led nation in PA (294) and PC (154)

Rushing Offense

1952	9.	252.8 yds. per game
1953	8.	268.9 yds. per game
1954	7.	276.5 yds. per game

Scoring

1941	9.	25.3 pts. per game
1952	7.	28.5 pts. per game
1954	2.	38.5 pts. per game
1975	9.	30.0 pts. per game
1983	8.	32.1 pts. per game

Net Punting

1985	7.	59 for 39.9 net avg.
1992	2.	80 for 40.8 net avg.
1996	9.	63 for 40.5 net avg.

Punting (defunct since 'net')

1960	6.	43 for 41.9 avg.
1965	7.	75 for 41.6 avg.
1972	6.	79 for 41.8 avg.
1974	8.	55 for 41.6 avg.
1975	3.	53 for 43.4 avg.
1982	6.	66 for 41.1 avg.

Punt Returns

1948	9.	17.6 avg. (15 for 264)
1952	2.	20.1 avg. (28 for 563)
1960	1.	17.7 avg. (18 for 319)
1961	2.	16.8 avg. (24 for 394)
1999	2.	17.6 avg. (29 for 509)
2002	4.	16.6 avg. (20 for 332)
2008	3.	17.8 avg. (33 for 587)
2009	4.	15.3 avg. (16-245)

Kickoff Returns

1951	8.	20.7 avg. (41 for 850)
1953	4.	21.9 avg. (32 for 702)
1954	1.	26.1 avg. (39 for 1,017)
1968	3.	25.1 avg. (25 for 628)
1972	5.	24.6 avg. (45 for 1,105)
1993	3.	26.8 avg. (26 for 697)
2009	10.	24.9 av. (53 for 1,320)

Turnover Margin

1985	2.	+1.82 per game
1989	3.	+1.27 per game
1992	10.	+1.00 per game
1996	7.	+1.18 per game

Total Defense

1939	6.	2.48 yds. per play
1968	7.	240.6 yds. per game
1992	2.	253.0 yds. per game
1993	2.	236.9 yds. per game
1994	10.	287.6 yds. per game
1995	7.	270.5 yds. per game

Rushing Defense

1940	5.	1.53 yds. per play
1983	6.	98.3 yds. per game
1984	3.	75.5 yds. per game
1985	9.	108.7 yds. per game
1986	4.	84.4 yds. per game
1992	2.	65.1 yds. per game
1993	1.	30.1 yds. per game

1994	2.	65.1 yds. per game
2000	8.	88.5 yds. per game

Scoring Defense

1964	10.	7.6 pts. per game
1068	8.	1.5 pts. per game
1985	7.	12.1 pts. per game
1992	1.	8.9 pts. per game
1993	9.	14.6 pts per game

First Down Defense

2008	7.	15.31 (199 in 13)
------	----	-------------------

First Down Offense

2011	8.	25.8 per game
------	----	---------------

Interceptions

1940	3.	31
1948	8.	20
1954	8.	20
1975	3.	15

Fumbles Recovered

2003	8.	(18 total)
------	----	------------

Fumbles Lost

2003	6.	(7)
2006	6.	(5)
2011	6	(6)

4th Down Conversion

2006	9.	(66.7%)
------	----	---------

4th Down Conversion Defense

2006	1.	(10%)
------	----	-------

Pass Interception Avoidance

1975	1.	1.3% (3 in 236)
------	----	-----------------

Fewest Penalties Per Game

2008	6.	4.08 (53 in 13)
2013	8.	4.00 (52 in 13)

Fewest Yards Penalized/Gm

2008	7.	35.15 (457 in 13)
------	----	-------------------

Most Penalized

1954	8.	71 for 698
1955	7.	84 for 708

Time of Possession/Game

2008	10.	32:11
------	-----	-------

Red-Zone Offense

2008	6.	92% (55 for 60, 45TD/10FG)
------	----	----------------------------

Individual Top 10 National Leaders

Total Offense

1939	5.	John Black (281 for 1,133 yds.)
1947	1.	Fred Enke (329 for 1,941 yds.)
1954	4.	Art Luppino (179 for 1,359 yds.)
1955	2.	Art Luppino (211 for 1,313 yds.)
1961	5.	Eddie Wilson (181 for 1,377 yds.)
1966	2.	Marc Reed (419 for 2,294 yds.)
1973	8.	Bruce Hill (368 for 1,915 yds.)
1974	8.	Bruce Hill (384 for 2,118 yds.)
1975	7.	Bruce Hill (314 for 2,021 yds.)
2011	4.	N. Foles (603 for 3,526 yds; 352.58 ypg)
2012	6.	Matt Scott (612 for 4126; 343.8 ypg)

Rushing Offense

1939	8.	John Black (172 for 630 yds.)
1947	8.	Charles Hall (124 for 686 yds.)
1953	3.	Ken Cardella (148 for 915 yds.)
1954	1.	Art Luppino (179 for 1,359 yds.)
1955	1.	Art Luppino (209 for 1,313 yds.)
1960	9.	Bobby Lee Thompson (92 for 732 yds.)
1961	9.	Bobby Lee Thompson (103 for 752 yds.)
1999	7.	Trung Canidate (154.6, 253-1,602)
2012	1.	Ka'Deem Carey (148.4, 303-1929)
2013	2.	Ka'Deem Carey (157.1, 349-1885)

Passing

1947	3.	Fred Enke (88-184 for 1,406 yds.)
1956	6.	Ralph Hunsaker (75-148 for 823 yds.)
1958	2.	Ralph Hunsaker (106-191 for 1,129 yds.)
1961	8.	Eddie Wilson (79-154 for 1,294 yds.)
1966	2.	Marc Reed (193-365 for 2,368 yds.)
2007	9.	Willie Tuitama (306.9 ypg)

2011	2.	Nick Foles (32.3 completions per game)
2011	3.	Nick Foles 361.17 yards per game)
2011	5.	Nick Foles (4334 total passing yards)

Passing Efficiency Rating

1960	1.	Eddie Wilson (140.8)
1961	1.	Eddie Wilson (134.2)
1998*	-	Keith Smith (174.2) (15 att. shy of 2nd)

Pass Receiving

1941	1.	Hank Stanton (50 for 820 yds.)*
1947	4.	John Smith (31 for 568 yds.)
1948	4.	Bob Larsen (35 for 408 yds.)
1957	8.	Gene Leek (29 for 310 yds.)
1958	1.	Dave Hibbert (61 for 606 yds.)*
1966	3.	Jim Greth (76 for 1003 yds.)
1974	7.	Theopolis Bell (53 for 700 yds.)
1976	6.	Keith Hartwig (54 for 1,134 yds.)
1999	3.	D. Northcutt (118.50 ypg, 88-1,422)
2002	5.	Bobby Wade (115.8 ypg)
2002	5.	Bobby Wade (7.8 rpg)
2002	7.	Bobby Wade (1389 receiving yds.)
2010	8.	Juron Criner (94.85 ypg)
2010	9.	Juron Criner (1233 yds)
2012	6.	Austin Hill (1364 yds)
2012	7.	Austin Hill (104.9 yds per game)

Punting

1941	10.	Emil Banjavcic (41 for 410.5)
1955	8.	Ed McCluskey (33 for 40.6)
1965	2.	Joe Payton (56 for 44.6)
1972	7.	Marty Shuford (77 for 42.5)
1974	9.	Mitch Hoopes (55 for 41.8)
1975	7.	Dennis Anderson (53 for 43.5)
2011*		Kyle Duganzic (40-46.0) (4 att shy of 6th)

All-Purpose Running

1954	1.	Art Luppino (2193 yds.)*
1955	1.	(Tie) Art Luppino (1,702 yds.)
1961	2.	Bobby Lee Thompson (1,575 ypg)
1987	6.	Derek Hill (152.0 ypg)
1999	2.	Dennis Northcutt (187.42 ypg)
2002	7.	Bobby Wade (162.4 ypg)
2012	7.	Ka'Deem Carey (172.9 ypg)
2013	5.	Ka'Deem Carey (171.5 ypg)

Scoring

1954	1.	Art Luppino (166 pts.)*
1955	3.	Art Luppino (96 pts.)
1960	10.	Joe Hernandez (76 pts.)
1983	5.	Max Zendejas (99 pts.)
1994	9.	Steve McLaughlin (95 pts.)
2012	6.	Ka'Deem Carey (144 pts.)
2013	9.	Ka'Deem Carey (120 pts.)

Punt Returns

1963	7.	Rickie Harris (12 for 209 yds.)
1964	9.	Floyd Hudlow (8 for 251 yds.)
1979	10.	Marcellus Greene (15 for 183 yds.)
1999	1.	Dennis Northcutt (18.96, 23-436)
2009*		Bug Wright (17.50, 12-210) (2 att. shy 3rd)

Kickoff Returns

1951	9.	Gil Gonzales (13 for 348)
1954	1.	Art Luppino (20 for 632 yds.)
1959	7.	Walt Mince (14 for 329 yds.)
1963	9.	Floyd Hudlow (13 for 422 yds.)
1972	5.	Theopolis Bell (8 for 449 yds.)
1975	3.	Theopolis Bell (16 for 453 yds.)
1982	2.	Vance Johnson (13 for 353 yds.)

Pass Interceptions

1939	4.	John Black (7 for 69)
1968	10.	Rich Moriarty (8 for 75 yds.)
1971	2.	Jackie Wallace (11 for 135 yds.)
1972	4.	Jackie Wallace (8 for 115 yds.)
1974	3.	Dennis Anderson (7 for 72 yds.)
1983	7.	Ricky Hunley (7 for 123)
1984	10.	(Tie) Allan Durden (6 for 108 yds.)
1986	10.	(Tie) Chuck Cecil (6 for 142 yds.)
1987	2.	Chuck Cecil (9 for 77 yds.)
1990	7.	Darryll Lewis (7 for 192)
1993	7.	(Tie) Tony Bouie (6-100)
1996	5.	(Tie) Chris McAlister (6-103)

2016 Arizona Football Media Guide

Oct. 8, 1994	L	16-21	(#16) Tempe
Oct. 15, 1994	W	10-7	#23 CSU (#6)
Nov. 12, 1994	L	28-45	at #20 WSU (TV) (#14)
Dec. 27, 1994	L	13-16	at #17 USC (TV) (#13)
			vs. #14 Utah (TV)
			(#15) Anaheim
Sept. 23, 1995	L	10-31	#5 Southern Cal (TV)
Sept. 21, 1996	L	17-31	at #24 UW (TV)
Nov. 23, 1996	L	14-56	#4 Arizona State (FSN)
Sept. 20, 1997	L	20-26	at #9 Ohio State (TV)
Sept. 27, 1997	L	27-40	at #24 UCLA (TV)
Oct. 11, 1997	W	28-22	#16 Stanford (TV)
Oct. 18, 1997	L	28-58	#10 Washington (TV)
Oct. 25, 1997	L	34-35	#10 Wash. St. (TV) OT
Nov. 28, 1997	W	28-16	#12 Ariz. State (TV)
Oct. 3, 1998	W	31-28	at #20 UW (FSN) (#14)
Oct. 10, 1998	L	28-52	#5 UCLA (FSN) (#10)
Oct. 31, 1998	W	38-3	#12 Oregon
			(FSN synd.) (#13)
Dec. 30, 1998	W	23-20	vs. #9 Neb. (ESPN) (#5)
Aug. 28, 1999	L	7-41	at #3 PSU (ABC) (#4)
Oct. 9, 1999	W	31-24	#22 USC (ABC)
Sept. 9, 2000	L	17-27	#18 Ohio State (FSN)
Oct. 7, 2000	W	31-15	at #22 USC (ABC)
Oct. 21, 2000	L	10-14	at #7 UO (FSN) (#21)
Nov. 4, 2000	L	32-35	at #8 UW (ABC)
Nov. 11, 2000	L	9-33	#10 Oreg. State (FSN)
Oct. 6, 2001	L	28-63	#8 *Oregon (FSN)
Oct. 20, 2001	L	28-31	at #15 UW (FSNSyn)
Sept. 21, 2002	L	10-31	at #22 Wisc. (ESPN2)
Oct. 5, 2002	L	14-31	#8 Oregon (FSN)
Oct. 12, 2002	L	28-32	at #22 UW (FSNA)
Oct. 26, 2002	L	13-21	#9 WSU (FSN)
Sept. 6, 2003	L	13-59	#13 LSU (TBS national)
Sept. 20, 2003	L	7-59	at #25 Purdue
Sept. 27, 2003	L OT	10-13	#19 TCU (FSNA-KWBA)
Oct. 4, 2003	L	7-30	at #14 WSU (FSNA)
Nov. 15, 2003	L	0-45	#2 USC (TBS national)
Sept. 11, 2004	L	6-23	#17 Utah (FSNAZ)
Sept. 18, 2004	L	7-9	#20 Wisconsin (FSN)
Oct. 23, 2004	L	0-38	#7 California
Nov. 13, 2004	L	9-49	at #1 USC
Nov. 26, 2004	W	34-27	#18 Arizona State
Sept. 17, 2005	L	24-31	#12 Purdue
Oct. 1, 2005	L	0-28	at #12 California (TBS)
Oct. 8, 2005	L	21-42	at #1 USC (FSN)
Oct. 22, 2005	L	21-28	#15 Oregon
Nov. 5, 2005	W	52-14	#7 UCLA (FSNW2)
Sept. 9, 2006	L	3-45	at #8 LSU (ESPN2)
Sept. 23, 2006	L	3-20	#3 USC (ABC)
Nov. 4, 2006	W	27-17	at #25 WSU
Nov. 11, 2006	W	24-20	#8 California (ABC)
Sept. 22, 2007	L	27-45	at #8 Cal (Versus)
Oct. 13, 2007	L	13-20	at #10 USC (ABC)
Nov. 15, 2007	W	34-24	#2 Oregon (ESPN)
Dec. 1, 2007	L	17-20	at #13 ASU (ESPN2)
Oct. 18, 2008	W	42-27	#25 California (FSNA)
Oct. 25, 2008	L	10-17	#6 USC (FSN)
Nov. 22, 2008	L	17-19	#22 Oreg. State (Versus)
Dec. 20, 2008	W	31-21	vs. #17 BYU (ESPN), LV
Nov. 21, 2009	L	41-44	#11 Oregon (ABC) 2OT
Dec. 5, 2009	W	21-17	at #20 USC (ABC)
Dec. 30, 2009	L	0-33	vs. #20 Neb. (ESPN)#22
Sept. 18, 2010	W	34-27	#9 Iowa (ESPN) #24
Nov. 6, 2010	L	17-42	at #10 Stan. (ABC) #13
Nov. 26, 2010	L	29-48	at #1 UO (ESPN) #20
Dec. 29, 2010	L	10-36	vs. #14 Okla. St. (ESPN)
Sept. 8, 2011	L	14-37	at #9 Okla. St. (ESPN)
Sept. 17, 2011	L	10-37	#6 Stanford (ESPN)
Sept. 24, 2011	L	31-56	#10 Oregon (ESPN2)
Sept. 8, 2012	W	59-38	#18 Okla. St. (P12)
Sept. 22, 2012	L	0-49	at #3 Oregon (ESPN) (#22)
Sept. 29, 2012	L	35-38	#18 Oregon St. (P12)
Oct. 6, 2012	L OT	48-54	at #18 Stanford (FOX)
Oct. 27, 2012	W	39-36	#10 USC (ABC)
Nov. 3, 2012	L	10-66	at #25 UCLA (P12) (#24)
Sept. 28, 2013	L	13-31	at #16 Washington (FOX)
Nov. 9, 2013	L	26-31	#16 UCLA (ESPN)
Nov. 23, 2013	W	42-16	#5 Oregon (ABC/ESPN2)
Nov. 30, 2013	L	21-58	at #13 Arizona State (P12)
Oct. 2, 2014	W	31-24	at #2 Oregon (ESPN)
Nov. 1, 2014	L	7-17	at #25 UCLA (ESPN) (#14)
Nov. 22, 2014	W	42-10	at #20 Utah (ESPN) (#15)
Nov. 28, 2014	W	42-35	#13 Arizona State (FOX) (#12)
Dec. 5, 2014	L	13-51	vs. #3 Oregon (FOX) (#8)
Dec. 31, 2014	L	30-38	vs. #21 Boise State (ESPN) (#12)
Sept. 26, 2015	L	30-56	#9 UCLA (ABC) (#16)
Oct. 3, 2015	L	17-55	#18 Stanford (P12)
Nov. 14, 2015	W OT	37-20	#10 Utah (FS1)

#Forever65

Arizona Team Offense and Defense By Year (1978-2015, Pac-10/12 Years)

Prs/Pa = points for, points against; K=kickoff returns; PnE = punt returns; Fl = fumbles lost; FGA=field goals attempted; FD=first downs; P= punts; Sks=Sacks

Year/W/L	Arizona Offense					Opponent Offense					Other Categories					
	Prs/Pa	Att/Rush/TD	Att/CINT/Pass/TD	Plays/Yd	Att/Rush/TD	Att/CINT/Pass/TD	Plays/Yd	K/R/Yd/FG	PR/TD/OP	Fl/Fl	Pen/Opp	PvAvg/P-Avg	FD/FD	FGA/FGA	Sks/Opp	3rd/By/Opp
1978-5-6	245/205	610-2450-21	159-82-9-104/7-9	769-3497	546-1987-15	231-181-13-1514-9	777-3501	25-465/42-909	33-209/29-140	31-16/31-19	54-556/63-653	74-405/77-378	187/184	8-19/71-16	34/na	57-158/65-178
1979-6-5	244/243	603-2720-21	151-106-12-124-2-7	818-3692	455-1671-14	322-177-19-2357-14	777-4028	33-666/32-693	21-245/23-101	31-14/29-15	65-612/60-581	49-38/49-41-1	218/228	10-19/9-18	26/na	84-116/63-117
1980-5-6	215/225	466-1813-15	265-139-13-1800-1-5	731-3813	483-1564-19	349-220-12-2800-1-3	831-4364	40-737/31-531	28-230/26-193	31-18/36-16	79-787/57-591	70-39/156-383	187/238	7-12/11-21	23/na	48-149/59-174
1981-6-5	235/205	481-1845-15	342-172-23-1813-1-5	823-4028	463-1833-14	391-436-17-2680-1-0	754-3513	32-627/19-395	22-121/24-854	35-10/32-16	88-808/59-701	56-42/870-396	226/190	12-24/11-17	33/na	64-117/62-516
1982-6-4-1	311/219	482-1642-16	332-177-14-2531-1-9	814-4173	413-1839-6	350-203-19-2269-1-4	763-3568	20-347/23-468	22-144/18-85	27-12/28-13	81-712/55-498	66-42/470-395	211/197	14-23/16-26	30/na	71-173/65-166
1983-7-3-1	353/118	468-1551-24	372-198-16-2681-1-2	880-4423	401-1081-8	356-201-17-2218-1-1	757-3299	19-326/21-465	39-352/16-108	31-13/34-17	75-671/86-554	48-401/68-378	232/190	20-25/14-24	25/na	85-178/82-169
1984-7-4	272/192	495-1372-14	337-168-12-2399-1-2	832-3771	383-831-9	385-197-12-2519-1-0	768-3090	28-499/28-544	29-258/21-173	29-13/23-15	82-705/82-692	63-36/467-423	203/176	21-27/12-22	28/na	82-189/56-181
1985-8-3-1	252/146	477-1516-13	281-152-10-1789-7	758-3305	434-1196	314-176-22-1986-5	748-3182	21-383/21-410	18-151/19-32	23-10/35-17	66-596/68-660	59-40/468-393	190/175	22-29/5-9	41/na	71-112/11-182
1986-9-3	352/204	559-2410-19	249-127-10-1716-12	808-4126	362-228-9	371-220-17-2538-1-0	763-3466	32-627/19-395	34-450/17-40	27-12/35-14	72-594/57-485	48-39/458-394	228/192	24-28/10-14	38/na	76-157/67-117
1987-4-4-3	263/220	594-2450-22	204-95-14-1613-7	798-4063	441-1472-9	377-201-14-2347-1-4	818-3819	43-913/36-709	40-349/20-79	43-20/18-11	72-585/67-597	51-370/67-368	212/208	15-33/16-25	27/na	75-180/74-184
1988-7-4	279/218	588-2714-25	209-86-9-1265-8	777-3979	464-1534-9	311-184-12-2228-1-9	775-3762	38-734/44-713	37-248/22-190	35-17/28-13	95-831/65-590	55-42-3/60-39-3	221/206	13-20/10-17	34/na	68-162/72-165
1989-8-4	268/178	599-2650-21	153-65-7-899-6	742-3348	418-1603-12	344-203-18-2386-9	762-3992	38-599/31-624	22-152/16-152	20-8/17-11	71-695/60-51	58-415/473-397	192/215	13-20/10-17	26/20	49-157/15-158
1990-6-5	267/311	573-2177-26	168-82-16-168-4	741-3345	424-1544-17	359-184-18-2525-16	783-4069	42-939/67-599	24-50/16-145	22-11/20-10	70-567/71-606	62-35/57-378	176/222	9-13/12-15	33/29	66-163/70-159
1991-4-7	248/361	528-2159-23	198-98-16-1253-8	726-3412	530-2399-26	303-167-7-2059-15	833-4458	56-1276/30-514	30-593/20-160	19-9/25-13	65-545/73-625	63-43/63-594	183/224	3-7/14-23	23/31	55-155/73-169
1992-6-5-1	232/118	555-1935-18	203-98-7-1217-6	758-3152	384-716-4	363-188-16-2067-5	747-2783	21-416/22-485	49-440/25-83	14-8/30-10	93-850/97-508	80-41-8/88-39-2	173/181	11-20/11-15	40/21	57-182/43-166
1993-10-2	294/161	569-2281-18	234-114-11-1529-11	803-3810	368-331-5	371-206-11-2275-9	739-2606	26-697/37-525	33-256/21-54	27-20/42-18	95-831/65-590	72-37-2/78-41-0	199/162	14-22/14-22	59/17	65-182/37-174
1994-8-4	278/190	512-1716-12	302-171-7-2271-1-4	81-43987	369-718-6	319-170-4-2425-13	688-3143	28-563/44-784	31-238/21/128	20-9/24-13	76-696/64-630	59-37/973-41-0	225/169	23-29/9-15	47/27	73-117/68-153
1995-6-5	207/199	425-1400-7	359-178-12-2247-18	743-3387	448-1399-9	291-138-6-1577-10	739-2976	32-682/40-495	38-358/29-171	21-14/25-12	75-716/76-659	80-40-9/83-40-9	188/167	9-14/13-17	30/34	54-177/68-179
1996-5-6	310/280	467-1908-15	251-148-7-1828-15	718-3736	469-1760-17	331-190-16-2482-19	800-4242	33-686/36-731	30-593/20-160	19-9/25-13	65-545/73-625	63-43/63-594	183/224	12-21/3-9	34/39	55-155/73-169
1997-5-5	317/285	471-1880-13	381-188-10-2546-27	852-4426	411-1164-17	339-179-10-2766-16	750-3628	34-768/38-624	29-257/35-541	14-8/22-13	75-694/80-681	79-37-5/76-42-3	226/180	7-12/10-17	47/25	70-191/59-172
1998-12-1	439/234	523-2561-34	369-185-11-2778-18	832-5339	416-1233-14	419-200-16-2786-15	833-4519	23-507/58-1144	45-570/25-142	16-8/24-13	96-881/105-822	59-41-3/89-40-2	239/218	8-18/6-10	46/21	72-169/50-183
1999-6-6	339/384	467-2626-23	306-127-12-3003-9	870-5663	460-1719-22	372-200-16-2814-14	835-4023	38-720/45-1041	22-509/29-74	21-10/18-6	114-928/93-809	62-385/79-407	246-235	6-19/13-19	36/31	76-178/59-176
2000-5-6	254/232	470-1695-16	273-127-12-1669-9	743-3391	393-973-12	376-185-16-2525-16	769-3492	32-702/54-743	34-408/26-174	24-11/23-17	90-507/68-653	81-368/69-410	170/183	13-17/17-25	38/41	47-167/65-181
2001-5-6	320/377	386-1563-16	368-207-12-2753-21	754-3439	446-1544-19	400-204-14-2838-13	846-4382	37-778/82-885	25-529/29-155	31-5/19-11	78-708/93-770	62-37-2/63-38-9	227/240	9-14/11-15	38/27	59-155/268-172
2002-4-8	227/310	360-526-7	430-246-14-347-17	790-4003	508-1942-18	368-214-7-2692-15	876-4634	34-601/34-715	20-323/38-361	21-11/26-11	87-705/105-883	69-36/373-398	215/243	13-22/22-22	26/52	67-176/80-192
2003-2-10	181/429	380-1486-10	395-185-23-2204-14	775-3690	552-2169-26	394-247-23351-26	946-5520	41-685/23-476	18-93/60-524	27-7/28-18	84-768/99-797	98-40-9/60-40-8	169-284	2-11/12-18	25/19	48-181/81-187
2004-3-8	164/275	386-1302-9	312-164-11-1876-16	698-3178	414-1363-17	374-217-18-2810-18	781-4497	31-660/41-9-389	23-191/229-393	17-12/25-19	56-472/82-650	76-40/250-45-0	172/220	8-14/8-14	20/22	46-154/64-156
2005-3-8	252/290	382-1342-11	326-121-6-252-19	730-3864	440-202-18	341-200-12-2271-24-19	777-3915	22-524/14-276	30-279/20-191	21-12/16-7	73-581/85-705	61-44-9/61-40-2	213/222	7-11/1-14	24/21	62-159/62-154
2006-6-6	199/235	379-1010-11	356-191-14-2024-9	735-3034	369-1436-10	358-221-13-2479-14	832-4608	32-729/52-1106	17-144/23-79	20-5/24-13	69-578/87-0578	77-43-6/59-40-8	173/192	15-20/13-17	15/31	53-173/69-153
2007-5-7	336/322	320-921-7	531-332-12-3702-28	851-4623	461-1971-19	452-260-15-2810-17	913-4466	53-1162/47-156	30-279/20-191	26-13/16-9	74-636/89-759	60-43-6/75-41-0	239/246	21-26/14-18	27/31	62-177/86-199
2008-8-5	476/277	504-2059-33	412-266-8-3172-24	916-5231	411-1704-18	407-228-16-2365-12	818-4069	47-905/64-1236	33-587/22-333	22-11/26-9	53-457/88-679	50-43-5/79-42-2	287/199	14-16/18-24	24/28	81-175/61-178
2009-8-5	350/311	450-2251-19	484-301-12-2926-20	914-4999	405-1566-16	421-239-12-2620-19	826-4186	53-1320/56-1178	16-245/17-224	15-8/13-7	71-559/74-631	57-41-5/70-41-2	263/222	17-22/18-23	34/13	77-186/63-179
2010-7-6	367/295	435-1712-20	524-357-12-4000-25	959-5712	481-1712-16	413-233-9-2719-18	894-4431	48-1103/57-1180	24-129/21-137	16-10/17-9	92-682/81-662	54-39/271-40-6	308/242	14-19/15-18	33/32	94-194/61-196
2011-4-8	369/425	331-1134-17	527-382-11-5334-29	908-5583	411-1939-30	428-282-11-3587-22	839-5526	57-1199/45-1080	14-79/16-217	15-6/12-25	95-786/86-808	43-43-5/45-41-0	309/276	10-18/16-21	10/23	71-164/66-160
2012-8-5	496/459	544-2961-33	538-326-15-3879-30	1082-6840	585-2680-33	500-309-12-3807-25	1085-6887	29-560/43-807	16-170/21-161	24-13/30-15	83-716/73-1188	55-42-0/61-43-4	381/339	14-20/13-15	16/18	80-182/80-206
2013-8-5	435/315	647-3444-36	383-233-7-2516-16	1030-5960	581-2182-20	460-269-18-3302-20	991-5214	33-676/41-801	23-166/15-50	24-11/30-24	52-478/67-5726	58-39-6/69-41-1	311/276	12-19/15-22	24/17	100-212/83-211
2014-10-4	483/395	575-2885-26	564-320-10-3945-29	1139-6491	581-2220-19	524-326-13-3892-28	1115-6314	38-817/40-758	17-174/32-268	14-8/31-13	92-881/124/1086	80-45-6/85-42-3	346/337	20-38/17-24	38/40	89-226/94-232
2015-7-5	488/465	572-2890-31	466-273-10-3544-27	993-6434	381-2395-30	445-276-11-3488-28	1024-6083	32-729/52-1106	17-144/23-79	25-10/20-5	74-632/95-935	54-44-2/88-42-1	320/300	18-22/16-20	27/31	78-190/26-209

Arizona Offense

Opponent Offense

Other Categories

NOTE: Team totals 1998 and prior do not include bowl statistics per NCAA guidelines at the time. W/L and points scored do reflect bowl games. Opponent sacks unavailable for some years. Underlined figures highs for the era.

Head Coaches: Tony Mason - '1978-79; Larry Smith 1980-86; Dick Tomey 1987-2000; John Mackovic 2000-03; Mackovic/Mike Hankwitz (last 7 games '03); Mike Stoops 2004-2011 (Tim Kish last 6 G); Rich Rodriguez 2012--

Offensive Coordinators: Jack Jordan 78-79; Steve Arman 80-84; Chris Allen 85; Chuck Stobart 86; Ben Griffith 87-88; Rip Scherer 89-90; Pat Hill 91; Duane Akina 92-95; Homer Smith 96-97; Dino Babers 98-00; Rick Dykes 01-02; Mike Deal 2003; Mike Canales 04-06; Sonny Dykes 07-09; Bill Bedenbaugh/Seth Littrell 10; Seth Littrell 2011; Rod Smith/Calvin Magee 2012--

Defensive Coordinators: Bob Valessente 78-79; Moe Arkney 80-86; Larry Mac Duff 87-96; Rich Elertson 97-00; Mac Duff 01-02; Mike Hankwitz 03; Mark Stoops 04-09;

2016 Arizona Football Media Guide

Arizona Bowl Game History

UA In the Bowls (8-9-1)

Date	Bowl	Location	Opponent	Result
Dec. 26, 1921	East-West Christmas Classic Bowl	San Diego, CA	Centre (Ky.)	L, 0-38
Jan. 1, 1949	Salad Bowl	Phoenix, AZ	Drake	L, 13-14
Dec. 28, 1968	Sun Bowl	El Paso, TX	Auburn	L, 10-34
Dec. 25, 1979	Fiesta Bowl	Tempe, AZ	Pittsburgh	L, 10-16
Dec. 28, 1985	Sun Bowl	El Paso, TX	Georgia	T, 13-13
Dec. 27, 1986	Aloha Bowl	Honolulu, HI	North Carolina	W, 30-21
Dec. 31, 1989	Copper Bowl	Tucson, AZ	N. Carolina State	W, 17-10
Dec. 25, 1990	Aloha Bowl	Honolulu, HI	Syracuse	L, 0-28
Dec. 31, 1992	John Hancock Bowl	El Paso, TX	Baylor	L, 15-20
Jan. 1 1994	IBM OS/2 Fiesta Bowl	Tempe, AZ	Miami	W, 29-0
Dec. 27, 1994	Freedom Bowl	Anaheim, CA	Utah	L, 13-16
Dec. 27, 1997	Insight.com Bowl	Tucson, AZ	New Mexico	W, 20-14
Dec. 30, 1998	Culligan Holiday Bowl	San Diego, CA	Nebraska	W, 23-20
Dec. 20, 2008	Las Vegas Bowl	Las Vegas, NV	BYU	W, 31-21
Dec. 30, 2009	Pacific Life Holiday Bowl	San Diego, CA	Nebraska	L, 0-33
Dec. 29, 2010	Valero Alamo Bowl	San Antonio, TX	Okla. State	L, 10-36
Dec. 15, 2012	Gildan New Mexico Bowl	Albuquerque, N.M.	Nevada	W, 49-48
Dec. 31, 2013	AdvoCare V100 Bowl	Shreveport, La.	Boston College	W, 42-19
Dec. 31, 2014	VIZIO Fiesta Bowl	Glendale, Ariz.	Boise State	L, 38-30
Dec. 19, 2015	Gildan New Mexico Bowl	Albuquerque, N.M.	New Mexico	W, 45-37

1921 East-West Christmas Classic - Centre (Ky.) 38, Arizona 0

SAN DIEGO, Calif. - A dominating squad from Centre (Ky.) College splashed to a 38-0 victory over Arizona in front of several thousand rain-soaked fans, spoiling Arizona's first-ever bowl game appearance.

The Praying Colonels held the Cats to zero first downs in the first half, and Arizona was unable to maintain a good drive throughout the game.

Centre's Red Roberts, one of Walter Camp's first All-America ends, scored the first touchdown five minutes into the match. Later, All-American Alvin (Bo) McMillin went over the right tackle for another score. Centre led 18-0 at the half.

The second half was much the same, as Centre dominated every phase. Just as Arizona was mounting a drive late in the third stanza, an interception ended Western hopes, and the Wildcat defense was unable to halt the potent Eastern attack. Centre's Herb Covington scored on a punt return and a sweep to seal the victory.

1949 Salad Bowl - Drake 14, Arizona 13

PHOENIX, Ariz. - Arizona couldn't overcome crucial mistakes, and the Drake Bulldogs triumphed, 14-13, before a crowd of 14,000 in nostalgia-filled Montgomery Stadium.

The feisty Midwesterners were outgained by coach Miles Casteel's troops, 355 yards to 206, but the Cats had two fumbles and an interception that ended any hope for a victory. Drake built a 14-7 halftime lead on the strength of Frank Metzger's 1-yard run and Floyd Miller's interception of Ed Wolgast for a 20-yard score. The Cats got on the board with a 15-yard Wolgast rollout.

Arizona roared back in the second half, as running back Charlie Hall romped 79 yards with the third quarter kickoff. The Cats failed to score on their first thrust after the thrilling return, but after an exchange of punts, the durable Wolgast tallied his second touchdown.

Drake carried the luck on this afternoon. Arizona's Wrinfred Tackett, one of the Border-Conference's top extra-point kickers, booted the pigskin against the left upright, the ball bounced away from the goal posts, and Drake escaped with a one-point margin.

Wolgast finished the day with 133 yards rushing, eight yards more than Drake's team total.

1968 Sun Bowl - Auburn 34, Arizona 10

EL PASO, Texas - Arizona battled Auburn on even terms for one half, but within a period of seven minutes in the second half, the Tigers scored 24 points to crush the Wildcats, 34-10, before 32,302 weather-beaten fans and a national television audience in the 34th annual Sun Bowl.

Auburn had taken the lead, 10-0, on a John Riley 52-yard field goal, tying a Sun Bowl record, and a 65-yard touchdown pass from All-SEC quarterback Loran Carter to Mickey Zofko. But the Cats were fit to be tied as Steve Hurley booted a 37-yarder after both teams exchanged turnovers. Arizona held Auburn on fourth down with under two minutes left in the half, and Arizona's Bruce Lee went to work. Two first-down pass completions set up a 12-yard toss to Hal Aranson in the end zone, tying the score 10-10 at the half.

In the third quarter, Auburn took the lead and didn't look back as Tommy Taylor scampered nine yards to put the Tigers up 17-10. Then Buddy McClinton intercepted Lee for the third time in the game and raced 32 yards to score. Auburn's next possession produced a dazzling Carter to Tim Christian 42-yard touchdown pass. Riley then kicked a 41-yard field goal to secure the victory with 11:14 left.

Auburn's Buddy McClinton was voted MVP of the game, and All-America tackle Dave Campbell was honored as the outstanding lineman.

1979 Fiesta Bowl - Pittsburgh 16, Arizona 10

TEMPE, Ariz. - The 10th-ranked Pittsburgh Panthers survived a late rally and hung on to defeat Arizona, 16-10, in the 1979 Fiesta Bowl. A national television audience was able to watch superb defensive play on both sides. Arizona's defense held Pitt to 299 yards, while the offense dented the Panther's nationally-ranked defense for 317 yards.

Pitt led 6-0 at halftime on the strength of 46- and 36-yard field goals by the game's most valuable offensive player, Mark Schubert. Arizona moved the ball well, but couldn't get the one big play it needed. The Cats drove to Pitt's 37, 26 and 22, but came up empty each time.

The Cats' trouble came on key plays. Midway through the first period, they were stopped on fourth-and-two at the Pitt 21. Arizona managed to get on the board late in the third period on a 38-yard field goal by Brett Weber, but Pitt answered with a touchdown to expand its lead to 13-3.

The Panthers appeared to have wrapped up the game when Schubert kicked his third field goal of the day with 8:02 left. But the Cats reached into their bag of tricks to get back in the game. From the Pitt 47, fullback Hubie Oliver took a pitch and launched a pass down field to Greg Jackson who caught it at the Panther one. Oliver scored on the next play.

The outcome was in doubt until Terry White picked off a Jim Krohn pass with :58 remaining. Arizona's David Liggins was voted the game's most valuable defensive player on the strength of two key interceptions of Dan Marino passes to thwart Panther drives.

1985 Sun Bowl - Arizona 13, Georgia 13

EL PASO, Texas - Arizona and Georgia each failed on late field goal attempts leaving the teams tied, 13-13, and the record Sun Bowl crowd of 52,203 going home with an empty feeling.

The teams battled on even terms for a half with Georgia's Steve Crumley booting a 37-yard field goal and Arizona's Max Zendejas adding a 22-yarder after an apparent Arizona touchdown was nullified by penalty.

The third quarter belonged to coach Larry Smith's troops, who drove 34 yards with the second-half kickoff before Zendejas nailed a 52-yard field goal. The Wildcats expanded the margin to 13-3 with 3:30 left to play in the stanza, as Martin Rudolph picked off a James Jackson pass and bolted 35 yards for a touchdown.

Georgia took the ensuing kickoff and drove to the Arizona 28, where Davis Jacobs kicked a 45-yarder to begin the Bulldog rally. Two plays later, James DeBow fumbled, and Georgia's Tony Flack recovered to set up Lars Tate's game-tying 2-yard run. Jacobs missed a 44-yarder with 1:14 to play. The Cats then used a 25-yard David Adams run to give Zendejas a 39-yard try with :10 remaining. However, his attempt was wide-right and short.

Zendejas and Georgia center Peter Anderson won outstanding player honors. Arizona finished the season at 8-3-1, while Georgia wound up 7-3-2.

1986 Aloha Bowl - Arizona 30, North Carolina 21

HONOLULU, Hawaii - Arizona capitalized on big defensive plays to coast to its first-ever post-season victory, 30-21, over North Carolina. All-America free safety Chuck Cecil was the ring-leader of the Cat defense that forced five fumbles with bone-jarring hits.

The Arizona offense showed spark as well. David Adams closed his sterling career with 81 yards rushing and a touchdown and three catches for 77 yards. Offensive MVP Alfred Jenkins finished 12-of-28 passing for 187 yards and a score.

But it was coach Larry Smith's defense which made the big plays to set up points. A Jim Birmingham fumble recovery led to a 31-yard Gary Coston field goal to begin the attack. Later, Boomer Gibson partially blocked a punt, and the Cats put seven more on the board with an Adams one-yard scamper. Danny Lockett's sack of Mark Maye caused a fumble, and the Cats cashed in with another Coston three-pointer for a 13-0 halftime lead.

It was more of the same in the third quarter. Arizona's Jeff Valder booted a 52-yard field goal to set an Aloha Bowl record. Then Cecil clobbered Jonathan Hall, and Jerry Beasley recovered the subsequent fumble at the Tar Heel 30. Jenkins found Jon Horton from 13 yards out for the quick score. Another Tar Heel fumble led to Greathouse's five-yard scoring run, and the Cats were in control.

1989 Copper Bowl - Arizona 17, North Carolina State 10

TUCSON, Ariz. - Arizona cashed in on big plays to defeat North Carolina State, 17-10, before an Arizona Stadium crowd of 37,237 in the inaugural Copper Bowl. The Wildcats were dominated statistically, 310 yards to 130 yards including a season-low 50 yards on the turf. However, two unlikely heroes, Olatide Ogunfiditimi and Scott Geyer, made the big plays to pull out the victory.

In the first stanza, neither team could sustain drives, but the Cats got on the board first as Ronald Veal found a double-covered Ogunfiditimi 37 yards down field for a 7-0 advantage. The second quarter proved more magical as Geyer, the Defensive MVP, intercepted Shane Montgomery and raced 85 yards for a score.

But the Wolfpack had a magic wand of their own as Montgomery, the Offensive MVP, capped a 56-yard, nine-play drive with a four-yard touchdown toss to fullback Todd Varn to cut the lead, 14-7. The half ended with a Gary Coston 34-yard field goal. Score: 17-7.

The second half included a Damon Hartman 43-yarder to inch the Pack closer, 17-10. However the New Year brought a little luck to the Cats, as Montgomery just missed a diving Chris Williams over the middle for the possible tying touchdown with 1:02 left.

Arizona Dick Tomey notched a victory in his first-ever bowl game in 13 years as a head coach. The Wildcats finished 8-4 on the season, and the Wolfpack closed at 7-5.

1990 Eagle Aloha Bowl - Syracuse 28, Arizona 0

HONOLULU, Hawaii - Marvin Graves ran for two touchdowns and passed for another score as Syracuse embarrassed Arizona, 28-0, in the ninth Eagle Aloha Bowl game in rain-drenched Aloha Stadium.

Graves scored on a pair of 5-yard runs and threw 47 yards to Terry Richardson and 6 yards to Chris Gedney as the Orangemen ran their record to 7-4-2. Arizona fell to 7-5. The shutout snapped Arizona's 214-game scoring streak, the second longest scoring streak in NCAA history. The last time the Cats were shut out was a 31-0 defeat by Arizona State in 1971.

The Orangemen drove 65 yards in 13 plays following the opening kickoff with Graves scoring on a quarterback draw from the five with 8:35 left in the first quarter.

Syracuse made it 14-0 with 2:22 remaining in the half as Richardson slipped behind the Cat pass defense for an easy 47-yard reception. Arizona tried to get back into the game in the third quarter, twice reaching the Orangemen 35-yard line. But both drives died, and Syracuse put the game away in the fourth quarter with two long marches.

Graves was selected as Syracuse's most valuable player, and cornerback Todd Burden, who had two interceptions and caused a fumble, was selected as Arizona's most valuable player. The week-long inclement weather put a damper on many activities and caused many ticket purchasers to stay at home. There were 32,217 tickets sold but only 14,185 attended the game.

1992 Hancock Bowl - Baylor 20, Arizona 15

EL PASO, Texas - Arizona's defense lived up to its billing on all but two plays; those spelled doom as Baylor's big scoring passes helped beat the Cats, 20-15, in the John Hancock Bowl.

UA, which unleashed a no-huddle, wide-open passing attack, opened scoring with a Steve McLaughlin first-quarter field goal and increased the lead to 10-0 with a 65-yard scoring drive capped by a George Malauulu quarterback draw for seven yards mid-way through the second quarter.

BU halfback Brandell Jackson hit Melvin Bonner for a 61-yard strike three minutes later, but Arizona answered with a 14-play drive to set up another McLaughlin field goal and take a 13-7 halftime lead.

The Bears, held to 47 yards rushing, went to the air and struck again with another Bonner TD catch for 69 yards from QB J.J. Joe. Shortly into the fourth period, the Bears capitalized on two Arizona fumbles in UA territory and cashed them in for two Terry Weir field goals and a 20-13 lead.

With time running out, Arizona held BU deep on fourth-and-eight, and punter Rhett Delaney took an intentional safety at 0:31. A Chuck Levy 27-yard kickoff return put the Cats in decent shape, and UA drove to the Baylor 28. Two passes from Malauulu into the end zone were incomplete although Heath Bray nearly snagged the game winner on the first try.

1994 IBM OS/2 Fiesta Bowl - Arizona 29, Miami 0

TEMPE, Ariz. - Arizona's heralded "Desert Swarm" defense lived up to its name, and the Cats' offensive attack nearly named its own price as UA thumped No. 10 Miami, 29-0, in IBM OS/2 Fiesta Bowl XXIII. The convincing victory was the bowl's only shutout in its 23-game history.

UA ran for 257 yards and one touchdown, passed for 152 yards and two touchdowns, had three Steve McLaughlin field goals and held Miami to 182 yards in total offense. The Wildcats' swarming defense limited the Canes to Fiesta Bowl record-lows of 22 rushes and 35 yards, plus picked off three Miami passes and sacked the quarterback four times.

Tailback Chuck Levy ran for 142 yards including a 68-yard scoring dash and earned Fiesta Bowl offensive MVP honors, while defensive end Tedy Bruschi recorded a sack and earned defensive MVP honors for UA.

UA jumped to a quick lead on its first possession, driving 75 yards with Dan White throwing a 13-yard TD pass to Troy Dickey. Arizona never looked back.

The Canes' total offense was the second-lowest in Fiesta Bowl history, and the Arizona margin of victory was the second-largest in bowl history. Arizona enjoyed a time of possession advantage of 37:20 to 22:40 for Miami, another bowl record. Miami's frustration was typified by its first possession, starting at its own 37-yard line. Three plays later the Canes punted on fourth-and-41 from their own 6-yard line.

The game gave UA its first 10-victory season in 90 years of football, and its strong showing earned the Cats a No. 9 final ranking in the coaches poll and No. 10 in the media poll.

1994 Freedom Bowl - Utah 16, Arizona 13

ANAHEIM, Calif. - Utah used a 72-yard kickoff return to set up the winning touchdown, as the Utes upset No. 14 Arizona in the 11th annual Freedom Bowl, 16-13. A crowd of 27,477 watched as the Cats used a stifling defense to hold Utah to only 75 yards of total offense.

Arizona quarterback Dan White connected with Ontiwaun Carter from 23 yards out to give the Cats the early lead. After a White fumble deep in Arizona territory, Utah running back Charlie Brown scampered in from six yards out to tie the score.

After a 44-yard field goal by Steve McLaughlin, the Cats had first-and-goal at the Utah 2-yard line, but two dropped passes by Tim Thomas and then Lamar Lovett in the end zone forced the Cats to kick a 20-yard field goal. Late in the fourth quarter with Arizona leading 13-7, and Matt Peyton having to punt from his own end zone, the Cats gambled and took a safety as Peyton stepped out of the back of the end zone.

On the ensuing kickoff, Cal Beck returned the ball to the Arizona 5-yard line. The Wildcat defense held the Utes for three straight downs to set up a fourth-and-goal. Quarterback Mike McCoy scrambled out of the pocket and was in the grasp of Chuck Osborne but managed to get the pass off and found Kevin Dyson in the corner of the end zone for the winning score. A final UA drive ended in an interception.

The Cats recorded six sacks on the day, three of them by Tedy Bruschi, who earned Defensive MVP honors. Chuck Osborne had two sacks, and Sean Harris led the team with nine tackles.

1997 Insight.com Bowl - Arizona 20, New Mexico 14

TUCSON, Ariz. - Four Wildcat interceptions helped seal a hard-fought victory for Arizona over New Mexico in the ninth Insight.com Bowl, 20-14, before a crowd of 49,385 in the Cats' house, Arizona Stadium.

UA ran over the Lobos, using a 209-yard running attack featuring the quicker Trung Canidate and the bruising style of Kelvin Eafon on 43 of the team's 81 plays. Canidate was named the game's Most Outstanding Offensive Player with 97 yards and a touchdown on 24 carries, while Eafon earned the game's Most Valuable Player award for his 75 yards and two touchdowns on 19 totes. Thirteen of his rushes came in the fourth quarter when Arizona used ball possession to turn back New Mexico efforts at a game-winning touchdown.

Arizona picked off four passes by UNM's Graham Leigh—one in the first quarter by cornerback Chris McAlister, two in the third quarter by backup corner Kelvin Hunter and strong safety Rashee Johnson, and one in the fourth stanza by cornerback Kelly Malveaux, who returned the ball 44 yards just as the Lobos were crossing midfield. It was Malveaux' first interception of the year. Arizona outside linebacker Jimmy Sprotte earned the bowl's Most Outstanding Defensive Player honor with nine tackles including four hits for losses of 12 yards. Inside linebacker Marcus Bell was the Cats' leading tackler with 10.

Arizona coach Dick Tomey gave fifth-year senior QB Brady Batten the start in the game. An injury early in the year cost him a shot at the every-day spot. He played all but the fourth quarter, when the nominal No. 1 guy for most of the year, Ortege Jenkins, came on.

1998 Culligan Holiday Bowl - Arizona 23, Nebraska 20

SAN DIEGO, Calif. - Arizona's defense held the storied Nebraska option rushing attack to 87 net yards, and the No. 5-ranked Wildcats cranked up some tough-guy rushing of their own to score 14 fourth-quarter points and beat the No. 14 Cornhuskers, 23-20, in the 21st annual Culligan Holiday Bowl.

The Cats secured the school's finest record in history and earned enough acclaim through their efforts in the game — the most watched of any college bowl game in ESPN history — to earn a final No. 4 ranking in both the Associated Press and USA Today/ESPN polls.

Unanimous All-America cornerback Chris McAlister cemented his reputation with an outstanding effort, intercepting two passes, one which turned the Huskers back on their final come-back try with less than four minutes remaining. He also had a 78-yard reverse punt return called back because of a questionable blocking call against Derek Hall.

Arizona trailed 13-9 at the half, and both teams struggled through five possessions in the third quarter before UA's Dennis Northcutt gave the Cats some decent field position with a 16-yard punt return to start a 10-play scoring drive. Trung Canidate rushed five times for 37 yards in the span, and Keith Smith completed passes of five yards to Northcutt and Paul Shields and topped it off with a 15-yard strike to Brad Brennan for the score.

Nebraska answered, though, and reclaimed the lead at 20-16 with an eight-play, 88-yard drive, almost exclusively through the air.

With 10 minutes remaining, Smith opened UA's next drive with a seven-yard pass to Shields, then the Cats ran the ball eight straight times for the nine-play, 68-yard drive which netted the final score on a Kelvin Eafon one-yard plunge. Smith had runs of 20, eight and eight yards to set up the score.

UA halted the Huskers with McAlister's second pick and then later used enough clock with a first down to force Nebraska to get the ball back with 34 seconds remaining. One short completion and three incompletions, and the game was over.

Canidate ran for 101 yards on 22 carries. Smith, who completed 11-of-19 passing for 143 yards and ran for 25 more, was named Holiday Bowl Offensive MVP. UA's Mark McDonald, who was 8-17 in field goals during the regular season, was a big key with a perfect 3-for-3 day, including a career-long 48-yarder. NU outgained the Cats, but UA won the turnover battle and kicking game.

2016 Arizona Football Media Guide

2008 Pioneer Las Vegas Bowl - Arizona 31, BYU 21

LAS VEGAS, Nev. - Arizona capped its best season in nine years with a solid effort against No. 17 Brigham Young, beating the Cougars 31-21 in the Pioneer Las Vegas Bowl.

The Cats took the first lead, set up by a 71-yard pass from Willie Tuitama to Terrell Turner, added a Jason Bondzio 31-yard field goal a third of the way into the second quarter.

Tuitama fumbled a low snap on the first play of the second half and BYU took a 14-10 lead four minutes into the frame with the gift 27-yard drive.

After that, Arizona stalled once, missing a 3rd-and-1 opportunity, but turned right around for a defensive three-and-out and two plays later Tuitama's 37-yard pass to Delashaun Dean struck put the Cats back in the lead.

The Cougs fought back with a 12-play, 39-yard drive, but missed a long field goal attempt. Tuitama hit successive passes of 19 and 17 yards, and after a five-yard gain by Nic Grigsby fired one down the seam to a streaking Chris Gronkowski for a 27-yard score, making it 24-14 at the end of the period.

Five minutes into the final period, Wildcat cornerback Marquis Hundley manned up and intercepted BYU's Max Hall in the end zone, taking it out to the UA 18 yard-line. Tuitama led a seven-play, 82-yard drive, sparked by a 27-yard run by Grigsby and a 23-yard pass to Turner, and then ran it in himself from six yards out for a 31-14 lead. Again the Cougars showed some of their 17th-ranked gumption, using eight Hall passes and two of his runs to get into the end zone quickly, and recovered an ensuing onside kick at the UA 48 yard-line. Hall drove BYU 28 yards, but Mitch Payne's field goal attempt banged off the left upright with 2:07 left.

The Cats ran the ball four times and then Tuitama scooted a three-yard pass to Mike Thomas on the final play of the game, giving the latter the Pac-10 career receiving record with his 259th reception as time expired. Dean led UA with seven catches for 88 yards to help Tuitama complete 24 of 35 throws for 325 yards and the game's MVP award.

2009 Pacific Life Holiday Bowl - Nebraska 33, Arizona 0

SAN DIEGO, Calif. - No. 20 Nebraska showed it was more than two ranking spots ahead of No. 22 Arizona by throttling the Wildcats, 33-0, in the Holiday Bowl.

After developing a reputation for high-scoring games and crazy finishes, the bowl got the first shutout in its 32-year history. Zac Lee threw a 74-yard touchdown pass to Niles Paul in the third quarter to highlight the win, but it was only one moment in a dominating effort.

The coaches expected a defensive game, and the Huskers delivered, earning their first shutout in 46 bowl appearances, plus held UA to 109 net yards. Arizona quarterback Nick Foles was harassed all night and had one of his toughest outings of the year, finishing with nine completions in 30 attempts, for a miniscule 48 yards.

The Wildcats had the ball fourth-and-3 at the Nebraska 8-yard line with 1:41 to go, and eschewed a field goal, with safety P.J. Smith batting down Foles' pass to preserve the shutout. Nebraska free safety Matt O'Hanlon intercepted Foles on the third play from scrimmage and returned it 37 yards to the Arizona 5. Lee scored on a four-yard run two plays later. It was the fastest score in Holiday Bowl history, coming just 75 seconds in.

Nebraska (10-4) got its first 10-win season since 2003. Nebraska's Alex Henery set a Holiday Bowl record with four field goals, from 47, 50, 41 and 22 yards. Arizona finished 8-5. NU coach Bo Pelini earned bragging rights in Youngstown, Ohio, where he and UA coach Mike Stoops grew up and played at Cardinal Mooney High.

2010 Valero Alamo Bowl - Oklahoma State 36, Arizona 10

SAN ANTONIO, Texas - No. 14 Oklahoma State kept Arizona's offense out of the end zone and used four Wildcat turnovers to spoil the Pac-10's first game in the bowl since its early years.

Arizona outgained the Cowboys 370 to 312 yards, holding the vaunted OSU offense some 200 yards under its average. After an initial stop, however, Bug Wright fumbled the first punt of the game and gave OSU a short field for a 26-yard drive and the lead. The Cats were stopped on their next possession and OSU's Brandon Weeden connected on a 71-yard toss to Justin Blackmon to add to the lead.

UA answered with a 63-yard drive to cut it to 14-7. After an exchange of possession a short UA punt set the Cowboys up at midfield and OSU settled for the first of three Dan Bailey FGs. On Arizona's ensuing drive, Nick Foles was intercepted by Markelle Martin and returned 62 yards for a score. Bailey missed the kick and it was 23-. UA took the ball inside the OSU 40 yard-line three times but could not score before halftime.

UA showed some life with an Alex Zendejas field goal in the third quarter to make it 23-10 but OSU answered with its longest drive of the night to make it 30-10. Another Foles' interception near midfield set up a second Bailey field goal. Zendejas missed a 34-yarder minutes later in the fourth period, and Bailey knocked one home again for the final score. UA drove to the OSU 9 yard-line but could not cash in on 3rd- and 4th-and-1.

The Cats had 25 first downs to 17 by the Cowboys, held a 15-minute edge in time of possession but were one for three in the red zone, were sacked five times (to zero for UA), and suffered three interceptions and the fumbled punt for -4 turnover margin.

Receiver David Douglas took home the Fred Jacoby Sportsmanship Award for a 6-catch, 91-yard evening while the bowl offensive MVP award went to Blackmon for eight receptions for 112 yards and two scores, and the defensive MVP honor went to OSU defensive back Martin for his key INT.

2012 Gildan New Mexico Bowl - Arizona 49, Nevada 48

ALBUQUERQUE, N.M. - With a last-minute touchdown and a successful onside kick recovery, Arizona football pulled out a victory over Nevada, 49-48, at the Gildan New Mexico in Albuquerque, N.M. Saturday's game ties the largest comeback in UA history (21 points). Senior quarterback Matt Scott was named Offensive MVP and junior linebacker Marquis Flowers was named Defensive MVP.

Nevada took a 48-35 lead with 1:48 to play. Arizona answered back with a two-yard Scott touchdown pass to sophomore Austin Hill with a good point after attempt to cut the score to 48-42 with 0:46 to play. Senior John Bonano converted a perfect onside kick attempt with the recovery from Flowers. The Wildcats went on to score the winning touchdown on a two-yard pass to sophomore Tyler Slavin from Scott with 0:19 to play. Flowers then immediately secured the victory with an interception on Nevada's final offensive possession.

Sophomore Ka'Deem Carey ran for 172 yards on 28 carries and three touchdowns. He now tallies 1,929 yards on the season, to continue to lead the nation in rushing. Carey is now UA's school record holder for rushing TDs in season with 23, including his three against Nevada on Saturday. He also set the Arizona bowl game

record of rushing yards in a game (172). The previous bowl game record was 142 yards by Chuck Levy against Miami in the 1994 Fiesta Bowl.

In his final game as a Wildcat, Scott threw for 382 yards and three TDs on 28-of-47 pass attempts with two interceptions. He also rushed for 21 yards on six carries and one touchdown. Hill led the UA receivers with eight catches for 175 yards and two touchdowns. Saturday's game marks his fifth 100-yard performance of the season and the sixth of his career.

True freshman linebacker C.J. Dozier paced the defense with 15 tackles, nine solo and six assisted. Junior Shaquille Richardson collected his first pick of the season and the seventh of his career. Junior Jake Fischer recovered his fourth fumble of the season against the Wolf Pack. Flowers also recorded 10 tackles. UA had five true freshmen playing on defense during various points of the game: Keoni Bush-Loo, Dozier, Vince Miles, William Parks and Wayne Capers Jr.

Today's game marked the final in the careers of 20 Arizona seniors including team captains Trace Biskin, Kyle Quinn and Scott. Arizona ends the season with a 8-5 record and a bowl trip in head coach Rich Rodriguez's first season at the helm of the Wildcat program.

2013 AdvoCare V100 Bowl - Arizona 42, Boston College 19

SHREVEPORT, La. - Arizona football defeated Boston College, 42-19, in the AdvoCare V100 Bowl Game in record-breaking fashion, Monday, at Independence Stadium. Senior quarterback B.J. Denker was named Offensive MVP and sophomore William Parks was named Defensive MVP.

The victory gave UA eight wins for a second-consecutive year, marking the first back-to-back eight-win seasons since 2008-09. Along with bowl game records, multiple school records were also broken for the Wildcats.

The six Wildcat touchdowns tied the Bowl record for most touchdowns. The Wildcats also recorded the most first downs in the bowl's history with 49.

The Wildcats' offensive clinic was led by Denker's 275 passing yards. True freshman Nate Phillips had 193 receiving yards and recorded the first 100-yard receiving game for Arizona on the season. He also broke the school record for most receiving yards in a bowl game as well as most receiving yards in a game by a freshman in school history.

Ka'Deem Carey finished off his junior season with 16-straight 100-plus yard games with his 169-yard performance. As well, he has officially become the all-time all-purpose leader in yardage. Prior to Carey, the record was 5,392 yards, held by Dennis Northcutt.

On defense, the Wildcats held the Eagles to just two touchdowns and two field goals. Jake Fischer tied his career-high tackles with 14.

2014 VIZIO Fiesta Bowl - Boise State 38, Arizona 30

GLENDALE, Ariz. - No. 21 Boise State was able to hold off another Arizona miraculous comeback as it won the VIZIO Fiesta Bowl, 38-30, in dramatic fashion.

Boise State quarterback Grant Hedrick finished the game 24-of-34 for 309 yards, a touchdown and an interception. He also added 29 yards on the ground. Hedrick completed 17-of-18 passes in the first half for 272 yards, while completing his first 14 of the game.

Hedrick's main target and Offensive Player of the Game Thomas Sperbeck had a big game himself, hauling in 12 catches for 199 yards. Running back Jay Ajayi also had a phenomenal game, tallying 22 carries for 134 yards and three touchdowns.

Defensive Player of the Game Tanner Vallejo finished with 14 total tackles for the Broncos. He added 1.5 sacks as well.

For Arizona, quarterback Anu Solomon finished the game 28-of-49 for 335 yards, a touchdown and two interceptions, while rushing for 32 yards and a score, as well. Receiver Cayleb Jones hauled in eight receptions for 117 yards, and Samajie Grant added 69 yards and a touchdown. Running back Nick Wilson carried the ball 19 times for 86 yards and a touchdown.

Both Tra'Mayne Bondurant and Scooby Wright III had good days on the defensive end for the Wildcats. Bondurant finished with 11 total tackles, two for loss, one sack, one forced fumble and a fumble recovery. Wright added 10 tackles of his own and two for a loss, as well.

Boise State got off to a quick start on their first possession after a 56-yard touchdown run by Ajayi, capping a four-play, 78-yard drive, which took 1:42.

2015 Gildan New Mexico Bowl - Arizona 45, New Mexico 37

ALBUQUERQUE, N.M. - Quarterback Anu Solomon and All-America linebacker Scooby Wright III returned from injuries to help Arizona (7-6) hold off pesky New Mexico 45-37 in a wild New Mexico Bowl.

Solomon threw for two touchdowns and rushed for another score against New Mexico (7-6) in a game that saw New Mexico surge late after being down as many as 18 points. Wright had two sacks and 11 solo tackles.

After the game, Wright announced he would enter the NFL draft.

Arizona's high-temp offense needed only 19:08 minutes of possession time to overwhelm New Mexico in the Lobos' first bowl appearance since 2007.

Jared Baker ran for 107 yards and three touchdowns, and Cayleb Jones had 182 yards receiving and a touchdown.

For Arizona, the New Mexico Bowl win comes just a year after Arizona eyed a playoff spot. Rodriguez said a bowl appearance and a victory was just fine for the team.

Meanwhile, New Mexico quarterback Lamar Jordan rushed for three touchdowns and threw a 92-yard touchdown pass to Delane Hart-Johnson before leaving in the third quarter with a knee injury. However, Jordan tossed two key interceptions -- one in Arizona's end zone and another deep in New Mexico territory.

After Jordan's departure, the Lobos then turned to a committee of running backs to get New Mexico back in the game.

Still, Arizona was able to hold star running back Jhurrell Pressley to 75 rushing yards and no touchdowns.

Arizona Stadium (55,675)

Arizona Stadium is one of the finest playing facilities in the country and was recently upgraded through one of the most significant improvements in its history. The home of the Wildcats, Arizona Stadium reflects the history and tradition of Arizona football and the overall growth of the University of Arizona campus.

The Lowell-Stevens Football Facility, which opened to the public in August 2013, is a reflection of that growth and completes a dynamic shift in the Arizona football culture as it becomes the centerpiece of the program on the north end of Arizona Stadium. Supported by private funds including significant leadership gifts from David and Edith Lowell and from Jeff and Sharon Stevens, the \$72.3 million project provides the Wildcats with one of the premier football facilities in the nation.

The facility is a four-floor operations center with strength and conditioning, sports medicine, coaches' offices, locker rooms, meeting rooms, equipment and facility service areas. The structure encloses the north end of the stadium and creates a full bowl with nearly 4,000 premium spectator seats, including a donor lounge with outdoor seating. Additionally, stairways and elevator towers for the concourse connect the structure to the existing east and west stadium sections. Restrooms, amenity areas and a cafeteria also serve fans, campus and the community.

Spectators in the revamped north end of the stadium have a front and center view of the state-of-the-art video board beyond the opposite end zone. In August 2011, Arizona completed work on the video board for the south end zone. The new video board measures 113' wide by 47' high - 6.5 times larger than the previous board - and is one of the largest in all of college sports.

Indeed, the recent upgrades are the latest in the evolution of Arizona Stadium over the years. Built in 1928 with 7,000 seats located on the west side between the end zones, the stadium has grown into a 57,000-seat facility that combines tradition with modern conveniences, remaining one of the top venues for its spectators. Every seat features an uncluttered view of the playing surface, and more than half of the seats provide sweeping vistas of the campus and nearby city skyline, as well as the Santa Catalina Mountains.

Since playing and winning their first game on Oct. 12, 1929 (35-0 vs. California Tech), Arizona football teams have played 481 games in the stadium, 381 of them at twilight or night, winning 275, losing 174 and tying 12. The team has never failed to win at least one home game in a season and has gone undefeated nine times, the last time coming with a 6-0 record in 1993.

As Arizona football grew, so did the facilities surrounding it. In 1989, a \$6.3 million structure housing the media, skyboxes and loge seating was added to accommodate increased interest in the football program. Two other non-football features of the stadium are notable - UA's renowned Tree Ring Research Lab on the west side, and the Steward Telescope Laboratory on the east side - two of the nation's most venerated research facilities.

In 1938, seating was added between the 25-yard lines on the east side to boost capacity to 10,000. Nine years later, the end zones were filled, and in 1950, the horseshoe at the south end was completed, giving the facility a capacity of 22,671 seats.

Expansion on the west side in 1965 provided 10,000 new seats, along with an 80-foot, multilevel press box. The two-tier addition to the east stands, adding 17,000 seats in 1976, was selected as one of six outstanding architectural projects in the Rocky Mountain States for 1977 by the AIA.

Permanent north-end bleacher seating for 4,500 was added in 1988, however, it would be removed for the new north-end project. The completion of the Lowell-Stevens Football Facility gives Arizona Stadium a lower bowl configuration for the first time, a 360-degree experience for Wildcat fans.

Largest Arizona Stadium Crowds vs. Pac-12

Team	Date	Attendance
ASU	Nov. 23, 1996 (L, 14-56)	59,920
Cal	Nov. 5, 1994 (W, 13-6)	58,374
Colorado	Nov. 8, 2014 (W, 38-20)	50,177
Oregon	Nov. 21, 2009 (L, 41-44 2OT)	57,863
OSU	Oct. 21, 2006 (L, 10-17)	57,113
Stanford	Oct. 16, 1993 (W, 27-24)	57,799
UCLA	Oct. 24, 1994 (W, 34-24)	58,817
USC	Sept. 23, 2006 (L, 3-20)	58,801
Utah	Sept. 11, 2004 (L, 6-23)	52,790
UW	Nov. 7, 1992 (W, 16-3)	58,510
WSU	Oct. 27, 1990 (W, 42-34)	55,520

Largest Road Crowds

Attendance	Year	Opponent
104,913	1978	Michigan (L, 17-21)
97,168	1999	Penn State (L, 41-7)
92,743	1991	Ohio State (L, 14-38)
92,221	2006	LSU (L, 3-45)
91,152	1997	Ohio State (L, 20-26)
84,671	2007	USC (L 13-20)
83,753	2009	USC (W, 21-17)
80,386	1970	Michigan (L, 9-20)
80,246	2014	UCLA (L, 7-17)
80,167	2005	USC (L, 9-49)

Home Attendance Since 1950

Year	Home Games	Attendance	Avg.
1950	6 (3-3)	105,121	17,520
1951	6 (5-1)	97,868	16,311
1952	6 (3-3)	117,888	19,648
1953	7 (3-4)	111,128	15,875
1954	7 (5-2)	132,860	18,980
1955	7 (4-2-1)	134,329	19,190
1956	8 (3-5)	142,182	17,772
1957	7 (1-5-1)	113,672	16,239
1958	6 (2-4)	113,031	18,839
1959	6 (3-3)	118,511	19,752
1960	7 (5-2)	156,024	22,289
1961	6 (6-0)	145,655	24,255
1962	6 (4-2)	145,655	24,276
1963	7 (4-3)	144,046	20,578
1964	6 (5-0-1)	163,694	27,282
1965	5 (1-4)	140,586	28,117
1966	6 (2-4)	167,783	27,964
1967	6 (2-3-1)	191,152	31,859
1968	5 (4-1)	188,200	37,640
1969	5 (3-2)	156,450	31,290
1970	6 (4-2)	213,800	35,633
1971	5 (2-3)	160,500	32,100
1972	6 (3-3)	183,500	30,583
1973	5 (3-2)	192,349	38,470
1974	6 (5-1)	219,446	36,574
1975	5 (4-1)	191,180	38,236
1976	6 (3-3)	293,633	48,939
1977	5 (2-3)	208,651	41,730
1978	6 (4-2)	308,159	51,360
1979	7 (4-2-1)	339,044	48,435
1980	7 (2-5)	342,203	48,886
1981	7 (3-4)	290,810	41,544
1982	6 (3-3)	285,361	47,560
1983	7 (5-2)	305,571	43,653
1984	7 (6-1)	314,672	44,953
1985	7 (5-2)	327,177	46,740
1986	6 (5-1)	316,434	52,739
1987	5 (3-1-1)	245,841	49,168
1988	8 (5-3)	387,737	48,467
1989	6 (5-1)	301,195	50,199
1990	6 (4-2)	324,585	54,074
1991	6 (4-2)	272,588	45,431
1992	6 (4-2)	282,127	47,021
1993	6 (6-0)	304,564	50,761
1994	6 (5-1)	339,369	56,562
1995	6 (3-3)	310,494	51,749
1996	6 (5-1)	281,612	46,935
1997	6 (5-1)	243,227	40,538
1998	6 (5-1)	301,235	50,206
1999	6 (3-3)	306,905	51,151
2000	6 (2-4)	296,636	49,439
2001	6 (2-4)	266,299	44,383
2002	7 (3-4)	315,042	45,006
2003	7 (2-5)	299,352	42,765
2004	7 (2-5)	350,774	50,111
2005	6 (2-4)	321,676	53,613
2006	7 (3-4)	390,589	55,798
2007	6 (4-2)	312,963	52,160
2008	7 (5-2)	367,080	52,440
2009	6 (5-1)	315,330	52,555
2010	7 (4-3)	387,857	55,408
2011	6 (3-3)	293,716	48,953
2012	8 (6-2)	383,451	47,931
2013	6 (4-2)	285,713	47,618
2014	7 (6-1)	354,973	50,710
2015	6 (4-2)	308,355	51,392

Top-10 Arizona Stadium Crowds

Attendance	Date	Opponent
59,920	Nov. 23, 1996	Arizona State (L, 14-56)
58,817	Oct. 24, 1994	UCLA (W, 34-24)
58,810	Nov. 25, 1994	Arizona State (W, 28-27)
58,801	Sept. 23, 2006	Southern California (L, 3-20)
58,738	Oct. 10, 1998	UCLA (L, 28-52)
58,704	Dec. 6, 2008	Arizona State (W, 31-10)
58,515	Nov. 27, 1982	Arizona State (W, 28-18)
58,510	Nov. 7, 1992	Washington (W, 16-3)
58,503	Sept. 23, 1995	USC (L, 10-31)
58,471	Oct. 21, 1995	Washington (L, 17-31)

2016 Arizona Football Media Guide

Series Records vs. 2016 Opponents and Pac-12 Schools

Brigham Young (UA leads, 12-9-1)

9/25/1936	W	32-6	Tucson
9/21/1957	T	14-14	Tucson
9/19/1959	L	14-18	Tucson
9/22/1962	W	27-21	Tucson
9/28/1963	W	33-7	Tucson
9/26/1964	W	39-6	Tucson
11/20/1965	L	3-20	Tucson
10/29/1966	L	14-16	Tucson
11/11/1967	L	14-17	Provo
10/19/1968	W	19-3	Tucson
11/1/1969	L	21-31	Provo
10/10/1970	W	24-17	Tucson
11/13/1971	W	27-14	Provo
11/11/1972	W	2107	Tucson
11/10/1973	W	24-10	Provo
10/26/1974	L	13-37	Tucson
11/1/1975	W	36-20	Provo
9/25/1976	L	16-23	Tucson
10/29/1977	L	14-34	Provo
9/2/2006	W	16-13	Tucson
9/1/2007	L	7-20	Provo
12/20/2008	W	31-21	Las Vegas

Grambling State (No previous meetings)

Hawai'i (Arizona leads, 4-0)

12/21/1951	W	32-21	Honolulu
9/20/1952	W	57-7	Tucson
12/3/1977	W	17-10	Honolulu
9/3/1998	W	27-6	Honolulu

Washington (UW leads, 20-11-1)

11/4/1978	L	21-31	Seattle
11/8/1980	L	22-45	Seattle
9/18/1982	L	13-25	Tucson
11/5/1983	L	22-23	Tucson
10/27/1984	L	12-28	Seattle
11/7/1987	T	21-21	Tucson
11/5/1988	W	16-13	Seattle
9/23/1989	W	20-17	Tucson
11/3/1990	L	10-54	Seattle
10/5/1991	L	0-54	Seattle
11/7/1992	W	16-3	Tucson
10/21/1995	L	17-31	Tucson
9/21/1996	L	17-31	Seattle
10/18/1997	L	28-58	Tucson
10/3/1998	W	31-28	Seattle
11/6/1999	L	25-33	Tucson
11/4/2000	L	32-35	Seattle
10/20/2001	L	28-31	Seattle
10/12/2002	L	28-32	Seattle
11/8/2003	W	27-22	Tucson
11/6/2004	W	23-13	Seattle
11/12/2005	L	14-38	Tucson
9/30/2006	L	10-21	Tucson
10/27/2007	W	48-41	Seattle
10/4/2008	W	48-14	Tucson
10/10/2009	L	33-36	Seattle
10/23/2010	W	44-14	Tucson
10/29/2011	L	31-42	Seattle
10/20/2012	W	52-17	Tucson
9/28/2013	L	13-31	Seattle
11/15/2014	W	27-26	Tucson
10/31/2015	L	3-49	Seattle

UCLA (UCLA leads, 23-15-2)

11/19/1927	W	16-13	Tucson
9/29/1928	T	7-7	Los Angeles
10/16/1971	L	12-28	Tucson
10/7/1972	L	32-42	Los Angeles
9/18/1976	L	9-37	Los Angeles
10/27/1978	L	14-24	Los Angeles
11/1/1980	W	23-17	Tucson
9/12/1981	L	18-35	Tucson
10/9/1982	T	24-24	Pasadena
11/12/1983	W	27-24	Tucson
11/9/1985	L	19-24	Tucson
10/11/1986	L	25-32	Pasadena
9/26/1987	L	24-34	Pasadena
10/22/1988	L	3-24	Tucson
10/14/1989	W	42-7	Tucson
10/6/1990	W	28-21	Pasadena
10/12/1991	L	14-54	Pasadena
10/3/1992	W	23-3	Tucson
10/30/1993	L	17-37	Pasadena
10/22/1994	W	34-24	Tucson

10/14/1995	L	10-17	Pasadena
11/16/1996	W	35-17	Tucson
9/27/1997	L	27-40	Pasadena
10/10/1998	L	28-52	Tucson
10/30/1999	W	33-7	Pasadena
10/28/2000	L	24-27	Tucson
11/9/2002	L	7-37	Tucson
10/11/2003	L	21-24	Tucson
10/9/2004	L	17-37	Pasadena
11/5/2005	W	52-14	Tucson
10/7/2006	L	7-27	Pasadena
11/3/2007	W	34-27	Tucson
9/20/2008	W	31-10	Pasadena
10/24/2009	W	27-13	Tucson
10/30/2010	W	29-21	Pasadena
10/20/2011	W	48-12	Tucson
11/3/2012	L	10-66	Pasadena
11/9/2013	L	26-31	Tucson
11/1/2014	L	7-17	Pasadena
9/26/2015	L	30-56	Tucson

Utah (Utah leads, 20-19-2)

1924	L	7-32	Salt Lake City
1925	L	0-9	Tucson
1936	L	6-14	Salt Lake City
1940	L	0-24	Salt Lake City
1941	L	6-12	Tucson
1942	W	14-0	Tucson
1946	L	7-14	Salt Lake City
1947	T	20-20	Tucson
1948	L	14-47	Salt Lake City
1949	T	12-12	Tucson
1950	L	14-27	Salt Lake City
1951	L	7-27	Tucson
1952	W	27-0	Salt Lake City
1953	L	7-28	Tucson
1954	W	54-20	Salt Lake City
10/31/1959	L	6-54	Salt Lake City
9/24/1960	L	3-13	Tucson
9/18/1965	W	16-9	Salt Lake City
10/22/1966	L	19-24	Tucson
10/21/1967	L	29-33	Tucson
11/16/1968	W	16-15	Salt Lake City
11/15/1969	W	17-16	Tucson
10/24/1970	L	0-24	Salt Lake City
10/23/1971	W	14-3	Tucson
11/4/1972	L	27-28	Salt Lake City
10/27/1973	W	42-21	Tucson
10/12/1974	W	41-8	Salt Lake City
11/22/1975	W	38-14	Tucson
10/30/1976	W	38-35	Salt Lake City
10/22/1977	W	45-17	Tucson
9/10/1983	W	38-0	Tucson
12/27/1994	L	13-16	Anaheim, Calif.
9/2/2000	W	17-3	Salt Lake City
9/14/2002	W	23-17	Tucson
9/11/2004	L	6-23	Tucson
9/2/2005	L	24-27	Salt Lake City
11/5/2011	L	21-34	Tucson
11/17/2012	W	34-24	Salt Lake City
10/19/2013	W	35-24	Tucson
11/22/2014	W	42-10	Salt Lake City
11/14/2015	W	37-30 (20T)	Tucson

USC (USC leads, 31-8)

12/9/1916	L	7-20	Phoenix, Ariz.
10/20/1917	L	6-31	Los Angeles
10/14/1922	L	0-15	Los Angeles
11/17/1923	L	6-69	Los Angeles
10/11/1924	L	0-29	Los Angeles
10/24/1925	L	0-56	Los Angeles
11/10/1928	L	7-78	Los Angeles
11/3/1979	L	7-34	Los Angeles
10/11/1980	L	10-27	Tucson
10/10/1981	W	13-10	Los Angeles
11/13/1982	L	41-48	Tucson
10/20/1984	L	14-17	Los Angeles
11/1/1986	L	13-20	Tucson
11/14/1987	L	10-12	Los Angeles
10/1/1988	L	15-38	Tucson
11/11/1989	L	3-24	Tucson
10/20/1990	W	35-28	Los Angeles
11/16/1991	W	31-14	Tucson
11/14/1992	L	7-14	Los Angeles
10/2/1993	W	38-7	Tucson
11/4/1994	L	28-45	Los Angeles
9/23/1995	L	10-31	Tucson
10/12/1996	L	7-14	Los Angeles
10/9/1999	W	31-24	Tucson

10/7/2000	W	31-15	Los Angeles
10/27/2001	L	34-41	Tucson
11/15/2003	L	0-45	Tucson
11/13/2004	L	9-49	Los Angeles
10/8/2005	L*	21-42	Los Angeles
9/23/2006	L	3-20	Tucson
10/13/2007	L	13-20	Los Angeles
10/25/2008	L	10-17	Tucson
12/5/2009	W	21-17	Los Angeles
11/13/2010	L	21-24	Tucson
10/1/2011	L	41-48	Los Angeles
10/27/2012	W	39-36	Tucson
10/10/2013	L	31-38	Los Angeles
10/11/2014	L	28-26	Tucson
10/7/2015	L	30-38	Los Angeles

Stanford (Stanford leads, 14-15)

10/20/1979	L	10-30	Palo Alto
10/3/1981	W	17-13	Tucson
11/6/1982	W	41-27	Palo Alto
10/22/1983	L	22-31	Palo Alto
11/10/1984	W	28-14	Tucson
10/26/1985	L	17-28	Palo Alto
11/30/1986	L	24-29	@Tokyo
10/31/1987	W	23-13	Palo Alto
9/2/1989	W	19-3	Tucson
11/10/1990	L	10-23	Tucson
9/14/1991	W	28-23	Tucson
10/17/1992	W	21-6	Palo Alto
10/16/1993	W	27-24	Tucson
9/24/1994	W	34-10	Palo Alto
10/11/1997	W	28-22	Tucson
9/12/1998	W	31-14	Palo Alto
9/18/1999	L	50-22	Tucson
9/30/2000	W	27-3	Palo Alto
11/10/2001	L	37-51	Tucson
10/19/2002	L	6-16	Palo Alto
10/15/2005	L	16-20	Tucson
1/14/2006	W	20-7	Palo Alto
10/20/2007	L	20-21	Tucson
10/11/2008	L	23-24	Palo Alto
10/17/2009	W	43-38	Tucson
11/6/2010	L	17-42	Palo Alto
9/17/2011	L	10-37	Tucson
10/6/2012	L	48-54 (OT)	Palo Alto
10/3/2015	L	17-55	Palo Alto

Washington State (UA leads, 26-15)

10/5/1963	L	2-7	Spokane
10/3/1964	W	28-12	Tucson
10/16/1965	L	3-21	Spokane
11/12/1966	W	28-18	Tucson
11/2/1968	W	28-24	Tucson
9/18/1971	W	39-28	Spokane
9/23/1972	L	6-28	Tucson
11/18/1978	W	31-24	Tucson
9/8/1979	W	22-7	Spokane
10/18/1980	L	14-38	Tucson
10/24/1981	L	19-34	Tucson
10/30/1982	W	34-17	Pullman
9/17/1983	W	45-6	Pullman
9/14/1985	W	12-7	Tucson
11/8/1986	W	31-6	Pullman
10/24/1987	L	28-45	Pullman
10/15/1988	W	45-28	Tucson
10/21/1989	W	23-21	Pullman
10/27/1990	W	42-34	Tucson
11/9/1991	L	27-40	Pullman
9/12/1992	L	20-23	Tucson
10/23/1993	W	9-6	Tucson
10/15/1994	W	10-7	Pullman
10/28/1995	W	24-14	Pullman
10/5/1996	W	34-26	Tucson
10/25/1997	L	34-35 (OT)	Pullman
11/7/1998	W	41-7	Tucson
9/25/1999	W	30-24	Pullman
10/14/2000	W	53-47 (3 OT)	Tucson
9/29/2001	L	21-48	Tucson
10/26/2002	L	13-21	Tucson
10/4/2003	L	7-30	Pullman
9/25/2004	L	19-20	Tucson
11/4/2006	W	27-17	Pullman
9/29/2007	W	48-20	Tucson
11/8/2008	W	59-28	Pullman
11/7/2009	W	48-7	Tucson
10/16/2010	W	24-7	Pullman
11/16/2013	L	17-24	Tucson
10/25/2014	W	59-37	Pullman
10/24/2015	L	42-45	Tucson

#Forever65

Colorado (CU Leads, 13-5)

11/26/1931	L	7-27	Tucson
10/21/1950	L	25-28	Boulder
10/11/1952	L	19-34	Tucson
9/26/1953	L	14-20	Boulder
10/9/1954	L	18-40	Tucson
9/24/1955	L	0-14	Boulder
11/24/1956	L	7-38	Tucson
10/12/1957	L	14-34	Boulder
10/11/1958	L	12-65	Tucson
10/24/1959	L	0-18	Tucson
10/8/1960	L	16-35	Boulder
9/28/1985	L	13-14	Tucson
9/27/1986	W	24-21	Boulder
11/12/2011	L	29-48	Boulder
11/10/2012	W	56-31	Tucson
10/26/2013	W	44-20	Boulder
11/8/2014	W	38-20	Tucson
10/17/2015	W	38-31	Boulder

Oregon State (UA leads, 22-14-1)

11/5/1966	L	12-31	Portland
11/6/1971	W	34-22	Tucson
9/16/1978	W	21-17	Tucson
11/17/1979	W	42-18	Tucson
11/22/1980	W	24-7	Corvallis
11/14/1981	W	40-7	Corvallis
9/11/1982	W	38-12	Tucson
9/3/1983	W	50-6	Tucson
9/15/1984	W	27-8	Portland
11/2/1985	W	27-6	Corvallis
10/18/1986	W	23-12	Tucson
10/17/1987	W	31-17	Tucson
9/3/1988	W	24-13	Corvallis
10/13/1990	L	21-35	Corvallis
11/2/1991	W	45-21	Tucson
9/19/1992	T	14-14	Corvallis
9/25/1993	W	33-0	Corvallis
10/1/1994	W	30-10	Tucson
11/4/1995	W	14-9	Corvallis
10/26/1996	W	33-7	Tucson
11/8/1997	W	27-7	Tucson
10/17/1998	W	28-7	Corvallis
11/13/1999	L	20-28	Corvallis
11/11/2000	L	9-33	Tucson
10/13/2001	L	3-38	Corvallis
11/2/2002	L	3-38	Corvallis
11/1/2003	L	23-52	Corvallis
11/30/2004	L	14-28	Tucson
10/29/2005	W	29-27	Corvallis
10/21/2006	L	10-17	Tucson
10/6/2007	L	16-31	Corvallis
11/22/2008	L	17-19	Tucson
9/26/2009	W	37-32	Corvallis
10/9/2010	L	27-29	Tucson
10/8/2011	L	27-37	Corvallis
9/29/2012	L	35-38	Tucson
10/10/2015	W	44-7	Tucson

Arizona State (UA leads, 48-40-1)

Date	W/L	Score	D/N	Site	Attend.
11/30/1899	L	2-11	D	Tucson (Carrillo Gardens)	
11/22/1902	W	12-0	D	Tucson (Old Library)	
10/31/1914	W	34-0	D	Tucson	
10/9/1915	W	7-0	D	Tucson	
10/11/1919	W	59-0	D	Tucson (UA Field)	
10/10/1925	W	13-3	D	Tucson (UA Field)	
10/16/1926	W	35-0	D	Tucson (UA Field)	
10/20/1928	W	39-0	D	Tucson (UA Field)	
11/2/1929	W	26-0	D	Tucson (Arizona Stadium)	
10/18/1930	W	6-0	D	Tucson (Arizona Stadium)	
10/31/1931	L	6-19	N	Phoenix (Irish Field)	3,000
11/24/1932	W	20-6	D	Tucson (Arizona Stadium)	
11/18/1933	W	26-7	N	Phoenix (Irish Field)	6,000
11/17/1934	W	32-6	D	Tucson (Arizona Stadium)	5,500
9/28/1935	W	26-0	N	Tucson (Arizona Stadium)	
10/10/1936	W	18-0	D	Tempe (Goodwin Stadium)	5,800
10/2/1937	W	20-6	N	Tucson (Arizona Stadium)	6,000
10/25/1941	W	20-7	N	Tempe (Goodwin Stadium)	12,000
10/10/1942	W	23-0	N	Tempe (Goodwin Stadium)	7,500
9/28/1946	W	67-0	N	Tucson (Arizona Stadium)	12,000
11/15/1947	W	26-13	N	Tempe (Goodwin Stadium)	16,000
10/30/1948	W	33-21	N	Tucson (Arizona Stadium)	16,021
11/12/1949	L	7-34	N	Tempe (Goodwin Stadium)	17,500
11/11/1950	L	13-47	N	Tucson (Arizona Stadium)	26,978
11/10/1951	L	14-61	N	Tempe (Goodwin Stadium)	17,500
11/8/1952	L	18-20	N	Tucson (Arizona Stadium)	26,707
11/28/1953	W	35-0	N	Tempe (Goodwin Stadium)	16,000
11/20/1954	W	54-14	N	Tucson (Arizona Stadium)	24,860

11/26/1955	W	7-6	N	Tempe (Goodwin Stadium)	18,000
11/17/1956	L	0-20	N	Tucson (Arizona Stadium)	25,307
11/30/1957	L	7-47	N	Tempe (Goodwin Stadium)	n/a
11/22/1958	L	0-47	D	Tucson (Arizona Stadium)	24,966
11/28/1959	L	9-15	N	Tempe (Sun Devil Stadium)	32,500
11/26/1960	W	35-7	N	Tucson (Arizona Stadium)	25,793
11/25/1961	W	22-13	N	Tempe (Sun Devil Stadium)	40,164
11/24/1962	W	20-17	N	Tucson (Arizona Stadium)	29,290
11/30/1963	L	6-35	N	Tempe (Sun Devil Stadium)	41,140
11/28/1964	W	30-6	N	Tucson (Arizona Stadium)	30,847
11/27/1965	L	6-14	N	Tempe (Sun Devil Stadium)	35,896
11/26/1966	L	17-20	N	Tucson (Arizona Stadium)	34,130
11/25/1967	L	7-47	N	Tempe (Sun Devil Stadium)	41,567
11/30/1968	L	7-30	N	Tucson (Arizona Stadium)	41,350
11/29/1969	L	24-38	N	Tempe (Sun Devil Stadium)	49,106
12/5/1970	L	6-10	N	Tucson (Arizona Stadium)	38,500
11/27/1971	L	0-31	N	Tempe (Sun Devil Stadium)	50,370
11/25/1972	L	21-38	N	Tucson (Arizona Stadium)	38,500
11/24/1973	L	19-55	N	Tempe (Sun Devil Stadium)	51,383
11/30/1974	W	10-0	N	Tucson (Arizona Stadium)	40,782
11/29/1975	L	21-24	N	Tempe (Sun Devil Stadium)	51,388
11/27/1976	L	10-27	N	Tucson (Arizona Stadium)	56,807
11/25/1977	L	7-23	N	Tempe (Sun Devil Stadium)	56,326*
11/25/1978	L	16-17	N	Tucson (Arizona Stadium)	58,090
11/20/1979	W	27-24	N	Tempe (Sun Devil Stadium)	70,947
11/29/1980	L	7-44	D	Tucson (Arizona Stadium)	53,108*
11/28/1981	L	13-24	N	Tempe (Sun Devil Stadium)	69,714
11/27/1982	W	28-18	N	Tucson (Arizona Stadium)	58,515
11/28/1983	W	17-15	D	Tempe (Sun Devil Stadium)	70,033*
11/24/1984	W	16-10	N	Tucson (Arizona Stadium)	58,132
11/23/1985	W	16-13	N	Tempe (Sun Devil Stadium)	72,345
11/22/1986	W	34-17	D	Tucson (Arizona Stadium)	58,267*
11/28/1987	T	24-24	D	Tempe (Sun Devil Stadium)	70,839*
11/26/1988	W	28-18	D	Tucson (Arizona Stadium)	56,978
11/25/1989	W	28-10	D	Tempe (Sun Devil Stadium)	74,926
11/24/1990	W	21-17	D	Tucson (Arizona Stadium)	57,112*
11/23/1991	L	14-37	N	Tempe (Sun Devil Stadium)	73,427
11/21/1992	L	6-7	N	Tucson (Arizona Stadium)	58,095
11/26/1993	W	34-20	Dusk	Tempe (Sun Devil Stadium)	73,115*
11/25/1994	W	28-27	Dusk	Tucson (Arizona Stadium)	58,810*
11/24/1995	W	31-28	Dusk	Tempe (Sun Devil Stadium)	67,606*
11/23/1996	L	14-56	Dusk	Tucson (Arizona Stadium)	59,920*
11/28/1997	W	28-16	Dusk	Tempe (Sun Devil Stadium)	73,682*
11/27/1998	W	50-42	Dusk	Tucson (Arizona Stadium)	57,953*
11/27/1999	L	27-42	D	Tempe (Sun Devil Stadium)	68,102*
11/24/2000	L	17-30	D	Tucson (Arizona Stadium)	54,297*
11/23/2001	W	31-24	D	Tempe (Sun Devil Stadium)	55,831*
11/29/2002	L	20-34	D	Tucson (Arizona Stadium)	47,005*
11/28/2003	L	7-28	D	Tempe (Sun Devil Stadium)	55,498*
11/26/2004	W	34-27	D	Tucson (Arizona Stadium)	55,095*
11/25/2005	L	20-23	D	Tempe (Sun Devil Stadium)	67,635*
11/25/2006	L	14-28	D	Tucson (Arizona Stadium)	57,895*
12/1/2007	L	17-20	N	Tempe (Sun Devil Stadium)	71,706*
12/5/2008	W	31-10	N	Tucson (Arizona Stadium)	58,704*
11/28/09	W	20-17	D	Tempe (Sun Devil Stadium)	55,989*
12/2/2010	L	29-30	N	OT, Tucson (Arizona Stad.)	56,253*
11/19/2011	W	31-27	N	Tempe (Sun Devil Stadium)	72,694*
11/23/2012	L	41-34	N	Tucson (Arizona Stad.)	51,901*
11/30/13	L	58-21	N	Tempe (Sun Devil Stad.)	72,642*
11/28/14	W	42-35	D	Tucson (Arizona Stadium)	56,083*
11/21/2014	L	37-52	D	Tempe (Sun Devil Stad.)	64,885*

Television: *

California (UA leads 16-14-2)

10/14/1978	L	20-33	Tucson
9/15/1979	L	7-10	Berkeley
9/27/1980	W	31-24	Berkeley
9/19/1981	L	13-14	Tucson
10/1/1983	T	33-33	Berkeley
9/8/1984	W	23-13	Tucson
9/21/1985	W	23-17	Berkeley
10/25/1986	W	33-16	Tucson
10/10/1987	T	23-23	Berkeley
10/29/1988	L	7-10	Tucson
11/4/1989	L	28-29	Berkeley
9/29/1990	L	25-30	Tucson
9/21/1991	L	21-23	Tucson
10/24/1992	W	24-17	Berkeley
11/13/1993	L	20-24	Berkeley
11/5/1994	W	13-6	Tucson
9/30/1995	W	20-15	Tucson
11/2/1996	L	55-56 (40T)	Berkeley
11/15/1997	W	41-38 (0T)	Tucson
11/14/1998	W	23-7	Berkeley
11/3/2001	W	38-24	Berkeley
11/16/2002	W	52-41	Berkeley
10/25/2003	L	14-42	Berkeley
10/23/2004	L	0-38	Tucson
10/1/2005	L	0-28	Berkeley
11/11/2006	W	24-20	Tucson
9/22/2007	L	27-45	Berkeley
10/18/2008	W	42-27	Tucson
11/14/2009	L	16-24	Berkeley
9/25/2010	W	10-9	Tucson
11/2/2013	W	33-28	Berkeley
9/20/2014	W	49-45	Tucson

Oregon (UO leads, 25-16)

12/4/1937	W	21-7	Tucson
9/29/1951	L	21-39	Eugene
10/22/1955	L	27-46	Tucson
10/14/1961	W	15-6	Portland
10/19/1963	L	12-28	Tucson
10/17/1964	L	0-21	Eugene
9/16/1972	L	7-34	Eugene
11/11/1978	W	24-3	Eugene
10/13/1979	W	24-13	Tucson
10/17/1981	W	18-14	Eugene
11/20/1982	L	7-13	Eugene
10/15/1983	L	10-19	Tucson
10/6/1984	W	28-14	Tucson
11/16/1985	W	20-8	Tucson
9/20/1986	W	41-17	Eugene
11/12/1988	W	41-27	Tucson
9/30/1989	L	10-16	Eugene
9/22/1990	W	22-17	Tucson
11/6/1993	W	31-10	Tucson
10/29/1994	L	9-10	Eugene
11/11/1995	L	13-17	Tucson
11/9/1996	L	31-49	Eugene
9/4/1997	L	9-16	Eugene
10/31/1998	W	38-3	Tucson
10/23/1999	L	41-44	Tucson
10/21/2000	L	10-14	Eugene
10/6/2001	L	28-63	Tucson
10/5/2002	L	14-31	Tucson
9/13/2003	L	10-48	Tucson
10/16/2004	L	14-28	Eugene
10/22/2005	L	21-28	Tucson
11/18/2006	W	37-10	Eugene
11/15/2007	W	34-24	Tucson
11/15/2008	L	45-55	Eugene
11/21/2009	L	41-44 (20T)	Tucson
11/26/2010	L	29-48	Eugene
9/22/2011	L	31-56	Tucson
9/22/2012	L	0-49	Eugene
11/23/2013	W	42-16	Tucson
10/2/2014	W	31-24	Eugene
12/5/2014	L	13-51	Santa Clara, Calif.

2016 Arizona Football Media Guide

All-Time Record vs. Opponents

(Teams in bold on 2016 schedule)

Opponent	W	L	T	First	Last
Air Force	3	6	0	1959	1974
Alabama-Birmingham	1	0	0	1997	1997
Arizona State	48	40	1	1899	2015
Auburn	1	2	0	1968	1977
Baylor	0	1	0	1992	1992
Boise State	0	1	0	2014	2014
Boston College	1	0	0	2013	2013
Bowling Green	1	0	0	1987	1987
BYU	12	9	1	1936	2008
California	16	14	2	1978	2014
Cal Poly S.L.O.	1	0	0	1945	1945
Cal State-Fullerton	2	0	0	1981	1983
Cal Tech	2	0	0	1929	1930
Centenary	3	2	1	1935	1940
Central Michigan	1	0	0	2009	2009
Centre	0	1	0	1921	1921
The Citadel	1	0	0	2010	2010
Colorado	5	13	0	1931	2015
Colorado State	13	3	1	1926	1994
Denver	1	1	0	1949	1950
DePaul	1	0	0	1931	1931
Drake	1	1	0	1935	1948
Eastern Michigan	1	0	0	1988	1988
Fresno State	0	2	0	1981	1984
Georgia	0	0	1	1985	1985
Georgia Tech	2	0	0	1994	1995
Hardin Simmons	4	6	0	1942	1964
Hawaii	4	0	0	1951	1998
Houston	1	1	0	1969	1986
Idaho	10	2	0	1951	2008
Illinois	3	1	0	1990	1996
Indiana	2	2	0	1967	1974
Iowa	7	6	0	1966	2010
Iowa State	4	1	1	1948	1968
Kansas	2	3	1	1936	1966
Kansas State	5	1	1	1941	1978
Long Beach State	2	0	0	1984	1991
Louisiana (ULL)	1	0	0	2011	2011
Louisiana State	0	3	0	1984	2003
Loyola (L.A.)	4	5	0	1905	1940
Marquette	4	6	0	1938	1957
Miami (Fla.)	1	2	0	1991	1993
Michigan	0	2	0	1970	1978
Michigan State	0	3	0	1936	1949
Middle Tennessee State	1	0	0	1999	1999
Minnesota	0	1	0	1939	1939
Missouri	0	3	0	1957	1967
Montana	4	1	0	1938	1956
Nebraska	1	0	1	1961	1998
Nevada	4	1	1	1924	2015
UNLV	3	0	0	2001	2014
New Mexico	44	20	3	1908	2015
New Mexico State	31	5	1	1909	1994
North Carolina	1	0	0	1986	1986
North Carolina State	1	0	0	1989	1989
North Texas	1	0	0	2002	2002
Northeast Louisiana	1	0	0	1998	1998
Northern Arizona	13	1	0	1931	2015
Northwestern	2	0	0	1975	1976
Notre Dame	1	2	0	1941	1982
Occidental	5	3	1	1913	1933
Ohio State	1	3	0	1967	2000
Oklahoma	1	1	0	1988	1989
Oklahoma City	2	0	0	1934	1935
Oklahoma State	4	4	0	1931	2012
Oregon	16	25	0	1937	2014
Oregon State	22	14	1	1966	2015
Pacific	9	0	0	1934	1995
Penn State	0	1	0	1999	1999
Pittsburgh	0	1	0	1979	1979
Pomona	6	4	0	1905	1939
Purdue	0	2	0	2003	2005
Redlands	1	0	0	1920	1920
Rice	0	4	0	1916	1931
St. Mary's (Calif.)	1	1	0	1922	1923
San Diego State	10	5	0	1931	2001
San Jose State	3	1	0	1965	1985
Santa Clara	1	2	1	1922	1946
South Carolina State	0	0	0	2012	2012
South Dakota State	1	0	0	1956	1956
USC	8	31	0	1916	2015
SMU	1	1	0	1938	1985
Stanford	14	15	0	1979	2015
Stephen F. Austin	1	0	0	2006	2006
Syracuse	0	2	0	1969	1990

Opponent	W	L	T	First	Last
Texas	0	1	0	1925	1925
Texas A&M	0	1	0	1921	1921
TCU	1	1	0	1999	2003
Texas-El Paso	38	11	2	1916	2003
Texas Tech	4	25	2	1932	1988
Toledo	3	0	0	1985	2010
Tulsa	0	2	0	1958	1960
UC-Davis	1	1	0	1923	1924
UCLA	15	23	2	1927	2015
Utah	19	20	2	1924	2015
Utah State	4	2	0	1922	1992
UTSA	3	0	0	2013	2015
Washington	11	20	1	1978	2015
Washington State	26	15	0	1963	2015
Whittier	9	3	0	1915	1935
Wisconsin	0	2	0	2001	2004
Wyoming	12	10	0	1936	1977
Totals	598	443	33	1899	2015

All-Time vs. the FBS Conferences

(based on current league affiliations/membership)

Pac-12	W-L-T	First Mtg.	Last Mtg.
Arizona State	48-40-1	1899	2015
California	16-14-2	1978	2014
Colorado	5-13	1931	2015
Oregon	16-25	1937	2014
Oregon State	22-14-1	1966	2015
Stanford	14-15	1979	2015
UCLA	15-23-2	1927	2015
USC	8-31*	1916	2015
Utah	19-20-2	1924	2015
Washington	11-20-1	1978	2015
Washington State	26-15	1963	2015
Totals	188-231-9		

(*2005 loss to USC vacated by NCAA)

American Athletic Conference	W-L-T	First Mtg.	Last Mtg.
Houston	1-1	1969	1986
SMU	1-1	1938	1985
Tulsa	0-2	1958	1960
Totals	2-4		

Atlantic Coast Conference	W-L-T	First Mtg.	Last Mtg.
Boston College	1-0	2013	2013
Georgia Tech	2-0	1994	1995
Miami	1-2	1991	1993
North Carolina	1-0	1986	1986
North Carolina State	1-0	1989	1989
Pittsburgh	0-1	1979	1979
Syracuse	0-2	1969	1990
Totals	6-5		

Big 10 Conference	W-L-T	First Mtg.	Last Mtg.
Illinois	3-1	1990	1996
Indiana	2-2	1967	1974
Iowa	7-6	1966	2010
Michigan	0-2	1970	1978
Michigan State	0-3	1936	1949
Minnesota	0-1	1939	1939
Nebraska (while in Big 12)	1-1-1	1961	2009
Northwestern	2-0	1975	1976
Ohio State	1-3	1967	2000
Penn State	0-1	1999	1999
Purdue	0-2	2003	2005
Wisconsin	0-2	2002	2004
Totals	16-24-1		

Big 12 Conference	W-L-T	First Mtg.	Last Mtg.
Baylor	0-1	1992	1992
Iowa State	4-1-1	1948	1968
Kansas	2-3-1	1936	1966
Kansas State	5-1-1	1941	1978
Missouri	0-3	1957	1967
Oklahoma	1-1	1988	1989
Oklahoma State	4-4	1931	2012
Texas	0-1	1925	1925
Texas A&M	0-1	1921	1921
TCU	1-1	1999	2003
Texas Tech	4-25-2	1932	1988
Totals	21-42-5		

Conference USA	W-L-T	First Mtg.	Last Mtg.
Middle Tennessee	1-0	1999	1999
North Texas	1-0	2002	2002
Rice	0-4	1916	1931
UTEP	38-11-2	1916	2003
UTSA	3-0	2013	2015
Totals	43-15-2		
FBS Independent Schools	W-L-T	First Mtg.	Last Mtg.
BYU	12-9-1	1936	2008
Notre Dame	1-2	1941	1982
Totals	13-11-1		
Mid-American Conference	W-L-T	First Mtg.	Last Mtg.
Bowling Green	1-0	1987	1987
Central Michigan	1-0	2009	2009
Eastern Michigan	1-0	1988	1988
Toledo	4-0	1985	2012
Totals	7-0		
Mountain West Conference	W-L-T	First Mtg.	Last Mtg.
Air Force	3-6	1959	1974
Boise State	0-1	2014	2014
Colorado State	13-3-1	1926	1994
Fresno State	0-2	1981	1984
Hawai'i	4-0	1954	1998
UNLV	3-0	2001	2014
Nevada	3-1-1	1924	2015
New Mexico	44-19-3	1908	2015
San Diego State	10-5	1931	2001
San Jose State	3-1	1965	1985
Utah State	4-2	1922	1992
Wyoming	12-10	1936	1977
Totals	130-54-6		
Southeastern Conference	W-L-T	First Mtg.	Last Mtg.
Auburn	1-2	1968	1977
Georgia	0-0-1	1985	1985
Louisiana State	0-3	1984	2006
Totals	1-5-1		
Sun Belt Conference	W-L-T	First Mtg.	Last Mtg.
Idaho	9-2	1951	2001
Louisiana	1-0	2011	2011
New Mexico State	31-5-1	1909	1994
Totals	41-7-1		

All-Time Coaching Records					
Coach	Years	W	L	T	Pct.
Stewart F. Forbes	1899	1	1	1	.500
William Skinner	1900-01	7	2	0	.770
Leslie Gillett	1902	5	0	0	1.000
Orin A. Kates	1903-04	5	1	2	.750
William M. Ruthrauf	1905	5	2	0	.714
H. B. Galbreath	1908-09	8	1	0	.889
George F. Shipp	1910-11	8	1	1	.850
Ray L. Quigley	1912	2	1	0	.667
F.A. King	1913	2	2	0	.500
J.F. "Pop" McKale	1914-17, 1919-30	80	32	6	.703
Fred A. Enke	1931	3	5	1	.389
A.W. "Gus" Farwick	1932	4	5	0	.444
G.A. "Tex" Oliver	1933-37	32	11	4	.723
Orian M. Landreth	1938	3	6	0	.333
Miles W. Casteel	1939-42, 1945-48	45	26	3	.628
Robert E. Winslow	1949-51	12	18	1	.403
Warren Woodson	1952-56	26	22	2	.540
Edward A. Doherty	1957-58	4	15	1	.225
Jim LaRue	1959-66	41	37	2	.538
Darrell Mudra	1967-68	11	9	1	.548
Robert W. Weber	1969-72	16	26	0	.381
James C. Young	1973-76	31	13	0	.705
Tony Mason	1977-79	16	18	1	.471
Larry Smith	1980-86	48	28	3	.627
Dick Tomey	1987-2000	95	64	4	.583
John Mackovic	2001-03	10	18	0	.357
Mike Hankwitz	2003 (acting)	1	6	0	.143
Mike Stoops	2004-11	41	50	0	.451
Tim Kish	2011 (acting)	3	3	0	.500
Rich Rodriguez	2012-	33	20	0	.623
Totals	1899-2015	598	443	33	.572

Arizona Coaches By Victories

Coach	Years	W
Dick Tomey	1987-2000	95
J.F. "Pop" McKale	1914-17, 1919-30	80
Larry Smith	1980-86	48
Miles W. Casteel	1939-42, 1945-48	45
Jim LaRue	1959-66	41
Mike Stoops	2004-11*	41
Rich Rodriguez	2012-	33
G.A. "Tex" Oliver	1933-37	32
James C. Young	1973-76	31
Warren Woodson	1952-56	2
Tony Mason	1977-79	16
Robert W. Weber	1969-72	16
John Mackovic	2001-03	10
Tim Kish	2011 (acting)	3
Mike Hankwitz	2003 (acting)	1

Arizona Coaches, By Winning Percentage

(Minimum Two Seasons Coached)

Coach	Years	W	L	T	Pct.
H. B. Galbreath	1908-09	8	1	0	.889
George F. Shipp	1910-11	8	1	1	.850
William Skinner	1900-01	7	2	0	.770
Orin A. Kates	1903-04	5	1	2	.750
G.A. "Tex" Oliver	1933-37	32	11	4	.723
James C. Young	1973-76	31	13	0	.705
J.F. "Pop" McKale	1914-17, 1919-30	80	32	6	.703
Miles W. Casteel	1939-42, 1945-48	45	26	3	.628
Larry Smith	1980-86	48	28	3	.627
Rich Rodriguez	2012-	33	30	0	.623
Dick Tomey	1987-2000	95	64	4	.595
Mike Stoops	2004-11 (thru 6 games)	41	50	0	.451
John Mackovic	2001-03	10	18	0	.357

Dick Tomey, Arizona's Winningest Coach

The end of the 2000 season saw Dick Tomey resign after 14 years at Arizona. More than two dozen counterparts had coached at the other nine league schools during his tenure. Tomey led Arizona to its two best seasons and left a strong legacy as a coach-educator and the winningest coach in UA history. He later was head coach at San Jose State for five years.

Tomey at Arizona:

- Nine winning seasons; overall UA Coaching Record: 95-64-4
- Top 10 in career victories by active Division I-A coaches at time
- Pac-10 Conference Record: 60-49-4
- No. 8 on all-time Pac-10 coaching victories chart at time
- One of four coaches to win 12 games in 85 years of Pac-10
- Pac-10 Coach of the Year, 1992
- 20 All-Americans, 43 first-team All-Pac-10 players; Four Pac-10 POYs
- 1998 Provost Award for Outstanding Teaching
- Graduation Rate of 67 percent in final report; best in Pac-10, 10th in nation
- Seven Bowl Games, four bowl victories
- Arizona's highest national final ranking (No. 4 in 1998)
- AFCA Western Regional Coach of the Year 1982
- Eight Major National Player Awards; Four Morris Trophy winners

2016 Arizona Football Media Guide

Year-by-Year Coaching Records

Year	Coach	Captain(s)	W-L-T	W-L-T
1899	Stewart F. Forbes	George Parker	0-1	1-0-1
1900	William Skinner	Courtland Day	0-0	3-1
1901	William Skinner	Leslie Gillett	0-0	4-1
1902	Leslie Gillett	Bard Cosgrove	1-0	4-0
1903	Orin A. Kates*	Leo Rosenberg	0-0	2-0
1904	Orin A. Kates	Burrell Hatcher	0-0	3-1-2
1905	Wm. M. Ruthrauff	John Ruthrauff	0-2	5-0
1906	No varsity team*(6)			
1907	No varsity team*(6)			
1908	H.B. Galbreath	Rod Burnham	1-0	4-0
1909	H.B. Galbreath	Thomas Rice	1-1	2-0
1910	George F. Shipp	Charles Roletti	2-0	3-0
1911	George F. Shipp	Cliffe Rolfe	1-1	2-0-1
1912	Ray L. Quigley	Dick Merritt	1-1	1-0
1913	F.A. King	Jay McIntosh	1-2	1-0
1914	J.F. "Pop" McKale	Turner Smith	3-1	1-0
1915	J.F. "Pop" McKale	Wm. Asa Porter	2-3	3-0
1916	J.F. "Pop" McKale	James Hendry	2-3	3-0
1917	J.F. "Pop" McKale	Bill McGowen	2-1	1-1
1918	No Team Fielded, World War I			
1919	J.F. "Pop" McKale	Emzy Lynch	5-1	2-0
1920	J.F. "Pop" McKale	A.L. Slonaker	4-1	2-0
1921	J.F. "Pop" McKale	Walt Wofford	4-2	3-0
1922	J.F. "Pop" McKale	John Hobbs	5-3	1-0
	Christmas Classic Bowl			
1923	J.F. "Pop" McKale	Marvin Clark	3-3	2-0
1924	J.F. "Pop" McKale	Kirke LaShelle	2-4	0-0
1925	J.F. "Pop" McKale	Charles Gilliland	3-3-1	0-0
1926	J.F. "Pop" McKale	Bob Crouch	4-1-1	1-0
1927	J.F. "Pop" McKale	Martin Gentry	3-2-1	1-0
1928	J.F. "Pop" McKale	Ted Diebold	5-1-2	0-0
1929	J.F. "Pop" McKale	Wendell Acuff	7-1	0-0
1930	J.F. "Pop" McKale	Waldo Dicus, Bill Hargis	6-1-1	0-0

Border Conference

Year	Coach	Captain(s)	All W-L	League W-L	Place
1931	Fred A. Enke	Horace Collier	3-5-1	1-1-1	2nd
1932	A.W. "Gus" Farwick	Bill Davies	4-5	3-2	2nd
1933	G.A. "Tex" Oliver	Clarence Sample	5-3	3-2	3rd
1934	G.A. "Tex" Oliver	Bud Robinson	7-2-1	2-1-1	3rd
1935	G.A. "Tex" Oliver	Charles Cochran	7-2	4-0	1st
1936	G.A. "Tex" Oliver	None	5-2-3	3-0-1	1st
1937	G.A. "Tex" Oliver	None	8-2	3-1	3rd
1938	Orian M. Landreth	George Ahee	3-6	0-3	5th
1939	Miles W. Casteel	Tom Hargis	6-4	1-2	4th
1940	Miles W. Casteel	John Black	7-2	3-1	2nd
1941	Miles W. Casteel	Emil Banjavcic	7-3	5-0	1st-T
1942	Miles W. Casteel	Murl McCain	6-4	4-2	4th
1943	(No Team Fielded)				
1944	(No Team Fielded)				
1945	Miles W. Casteel	Boyd Morse	5-0	No Conf. Play	
1946	Miles W. Casteel	Virgil Marsh	4-4-2	2-2-1	4th
1947	Miles W. Casteel	Fred Knez	5-4-1	3-2	4th
1948	Miles W. Casteel	Art Converse, Harry Varner	6-5	3-2	3rd-T
1949	Robert E. Winslow	Max Spilsbury, Roy Rivenburg	2-7-1	2-4	6th
1950	Robert E. Winslow	Eddie Wolgast	4-6	2-4	6th
1951	Robert E. Winslow	Bill Glazier, Jim Donarski	6-5	4-3	4th
1952	Warren Woodson	Jim Donarski, Dick Christiansen	6-4	3-2	3rd
1953	Warren Woodson	Buddy Lewis	4-5-1	3-1	4th
1954	Warren Woodson	Buddy Lewis, Glen Bowers	7-3	3-2	4th
1955	Warren Woodson	Bill Codd, Paul Hatcher	5-4-1	1-2-1	5th
1956	Warren Woodson	Art Luppino, Paul Hatcher	4-6	1-3	5th
1957	Edward A. Doherty	Allen Polley, Jack Davis	1-8-1	0-4	6th
1958	Edward A. Doherty	Ralph Hunsaker	3-7	2-1	DNQ
1959	Jim LaRue	Gary Cropper, Jim Geist	4-6	1-2	DNQ
1960	Jim LaRue	Tony Matz	7-3	3-0	DNQ
1961	Jim LaRue	Bob Garis, Eddie Wilson	8-1-1	(independent)	

Western Athletic Conference

Year	Coach	Captain(s)	All W-L	League W-L	Place
1962	Jim LaRue	Ken Cook, Howard Breinig	5-5	2-2	2nd
1963	Jim LaRue	Ted Christy, Gerald Zeman	5-5	2-2	2nd
1964	Jim LaRue	John Briscoe, Larry Fairholm	6-3-1	3-1	1st-T
1965	Jim LaRue	Tom Malloy, Woody King, Jim Pazerski	3-7	1-4	6th
1966	Jim LaRue	Woody King, Roger Calderwood	3-7	1-4	5th
1967	Darrell Mudra	J. Jones, B. Nemeth, J. Scott	3-6-1	1-4	5th

Western Athletic Conference

Year	Coach	Captain(s)	All W-L	League W-L	Place
1968	Darrell Mudra	Tom Nelson, Mike Moody	8-3	5-1	2nd-T
1969	Robert W. Weber	Charles Duke, Dick Crossman	3-7	3-3	5th
1970	Robert W. Weber	J. Eggold, W. Lewis, Bill McKinley	4-6	2-4	5th
1971	Robert W. Weber	Mark Ameson, Charlie McKee	5-6	3-3	3rd

1972	Robert W. Weber	Game Captains	4-7	4-3	4th
1973	James C. Young	R. Terrell, M. Neal, Jim O'Connor	8-3	6-1	1st-T
1974	James C. Young	Rex Naumetz	9-2	6-1	2nd
1975	James C. Young	Bruce Hill	9-2	5-2	2nd
1976	James C. Young	Obra Erby	5-6	3-4	5th-T
1977	Tony Mason	Jon Abbott	5-7	3-4	5th-T

Pac-10 Conference Year	Coach	Captain(s)	All W-L	League W-L	Place
1978	Tony Mason	Neil Orr, Corky Ingraham	5-6	3-4	6th-T
1979	Tony Mason	Jim Krohn, Cleveland Crosby	6-5-1	4-3	3rd-T
1980	Larry Smith	Hubie Oliver	5-6	3-4	6th-T
1981	Larry Smith	Bob Gareeb	6-5	4-4	6th-T
1982	Larry Smith	Al Gross	6-4-1	4-3-1	5th
1983	Larry Smith	Chris Brewer, Ricky Hunley	7-3-1	4-3-1	5th
1984	Larry Smith	LaMonte Hunley	7-4	5-2	3rd-T
1985	Larry Smith	Allan Durden	8-3-1	5-2	2nd-T
1986	Larry Smith	Byron Evans	9-3	5-3	4th-T
1987	Dick Tomey	C. Cecil, R. Kindred, K. McKinney, C. Webb	4-4-3	2-3-3	7th
1988	Dick Tomey	J. DeBow, B. Henke, J. Tofflemire, B. Holley	7-4	5-3	3rd-T
1989	Dick Tomey	Kevin Singleton	8-4	5-3	2nd-T
1990	Dick Tomey	G. Coston, K. Singleton, D. Lewis, R. Warren	7-5	5-4	5th
1991	Dick Tomey	J. Fina, C. Gilbert, B. Roland	4-7	3-5	6th-T
1992	Dick Tomey	G. Malauulu, T. Parten, R. Maddox, H. Bray	6-5-1	4-3-1	5th
1993	Dick Tomey	B. Johnson, J. Phillips, B. Boyer	10-2	6-2	1st-T
1994	Dick Tomey	W. Smith, S. Harris, O. Carter, S. McLaughlin	8-4	6-2	2nd-T
1995	Dick Tomey	T. Bruschi, B. Sanders, D. White	6-5	4-4	5th-T
1996	Dick Tomey	J. Salave'a, A. Williams, R. Dice	5-6	3-5	5th-T
1997	Dick Tomey	R. James, J. Sprotte, R. Williams	7-5	4-4	5th-T
1998	Insight.com Bowl	K. Eafon, B. Baker, C. McAlister	12-1	7-1	2nd
1999	Dick Tomey	M. Bell, D. Polk, K. Smith	6-6	3-5	6th-T
2000	Dick Tomey	A. Koch, J. Tafoya, O. Jenkins	5-6	3-5	5th-T
2001	John Mackovic	S. Grace, B. Nash, A. Thomas	5-6	2-6	8th
2002	John Mackovic	Briggs, Makoa Freitas, J. Johnson, Wade, Worcester	4-8	1-7	9th
2003	Mack./Hankwitz	R. Sampay, C. Hardt, G. Love	2-10	1-7	10th
2004	Mike Stoops	M. Bell, Brooks, C. Williams, Torrey, Fraser, Fleming	3-8	2-6	8th
2005	Mike Stoops	M. Bell, Brooks, G. Harris, K. Lefotu	3-8	2-6	8th
2006	Mike Stoops	A. Cason, S. Steptoe, S. Larsen, M. Johnson	6-6	4-5	5th-T
2007	Mike Stoops	Cason, Larsen, Britton, Tuitama, A. Johnson	5-7	4-5	6th
2008	Mike Stoops	Britton, Ness, Palmer, Thomas, Tuitama	8-5	5-4	5th
2009	Mike Stoops	Mitchell, T. Turner, Nelson, Baxter	8-5	6-3	2nd
2010	Mike Stoops	Baxter, Foles, Valero Alamo Bowl	7-6	4-5	5th-T

Pac-12 Conference Year	Coach	Captain(s)	All W-L	League W-L	Place
2011	Stoops/Kish	Antolin, Foles, Golden, Vassallo, Wade	4-8	2-7	10th-T
2012	Rich Rodriguez	Biskin, Quinn, Scott, Fischer	8-5	4-5	5 4th-T
2013	Rich Rodriguez	Fischer, Miller, Tuihalalama	8-5	4-5	5 4th-T
2014	Rich Rodriguez	Gurrola, Hill, Pettinato, Tevis	10-4	7-2	5 1st
2015	Rich Rodriguez	Bundage, Gilbert, Parks, Skowron	7-6	3-6	5 5th

*No varsity games played. Number in parenthesis represents prep games played. #Played season as an independent.; DNQ-Did not play enough games to qualify for conference championship.

Conference Affiliation Notes

Arizona's first conference affiliation was with the Border Intercollegiate Athletic Conference, founded in 1931. Charter members were Arizona, Arizona State Teachers College-Flagstaff (now NAU), Arizona State Teachers College-Tempe (now ASU), New Mexico and New Mexico A&M (now New Mexico State). Subsequent additions were Texas Tech (1932-35), Texas Mines (now UTEP, 1935-61), Hardin-Simmons (1941-61) and West Texas Teachers College (now West Texas A&M, 1941-61). The league was disbanded in 1961. . . Arizona played as an independent in 1961, transitioning to membership in the Western Athletic Conference, which began in July 1962. Charter members were Arizona, Arizona State, Utah, New Mexico, Brigham Young and Wyoming. In 1967 UTEP and Colorado State joined. Arizona and ASU departed for the Pacific-10 Conference beginning with the 1978 football season, joining California, UCLA, USC, Stanford, Oregon, Oregon State, Washington and Washington State. Colorado and Utah accepted invitations to join the league in June 2010 and began play in the newly branded Pac-12 Conference in 2011.

All-Time Assistant Football Coaches

The following are known and listed UA assistant coaches, largely from 1959 to the present. The names in parentheses indicate the head coach during each tenure. Modern-day graduate assistants and part-time coaches are not listed. Individuals who served as head freshman coach are listed as assistants. (Current staff in bold face; unit assignment noted where known)

Jahmile Addae, 2015- (Rich Rodriguez) Defense

Duane Akina, 1987-2000 (Dick Tomey) Defense and offense OC/DC

Pete Alamar, 1995-1999 (Dick Tomey) Offense

Chris Allen, 1980-86 (Larry Smith) Defense

Chuck Amato, 1980-81 (Larry Smith) Defense

Vince Amey, 2015- (Rich Rodriguez) Defense

Robert Anae, 2011-12 (Mike Stoops; Rich Rodriguez) Offense

Norm Andersen, 1992-93 (Dick Tomey) Offense

Moe Ankney, 1980-85 (Larry Smith) Defense DC

Steve Axman, 1980-84 (Larry Smith) Offense OC

Bob April, 1980-86 (Larry Smith) Defense

Dino Babers, 1995-2000 (Dick Tomey) Offense OC

Mike Barry, 1980-83 (Larry Smith) Offense

Bill Baker, 1971-72 (Bob Weber) Offense

John Baxter, 1990-91 (Dick Tomey) Special Teams

Bill Bedenbaugh, 2007-10 (Mike Stoops) Offense OC

Bill Belknap, 1968-74 (Darrell Mudra, Bob Weber, Jim Young) Offense

Gary Bernardi, 1983-86 (Larry Smith) Offense

Steve Bernstein, 2001-03 (John Mackovic/Mike Hankwitz) Defense

John Black, 1945-48 (Miles Casteel)

Bob Bockrath, 1973-76 (Jim Young) Offense

Mike Borich, 2003 spring (John Mackovic) Offense

Jay Boulware, 2001-03 (John Mackovic/Mike Hankwitz) Offense

Craig Bray, 2003 (John Mackovic) Defense

Clarence Brooks, 1990-92 (Dick Tomey) Offense

Greg Brown, 2010 (Mike Stoops) Defense DC

Bob Bryant, 1950-51 (Bob Winslow)

Charlie Camp, 2002 (John Mackovic) Defense

Mike Canales, 2004-06 (Mike Stoops) Offense OC

Matt Caponi, 2013-15 (Rich Rodriguez) Defense

Gerald Carr, 1991 (Dick Tomey) Offense

Jeff Casteel, 2012-15 (Rich Rodriguez) Defense DC

Ed Cavanaugh, 1959-66 (Jim LaRue)

Garret Chachere, 2009-11 (Mike Stoops) Offense

Marvin Clark, 1926 (J.F. McKale)

Carl Cooper, 1954-64 (W. Woodson, E. Doherty, J. LaRue)

Vaughn Corley, 1947-48 (Miles Casteel)

Ortis Cromwell, 1950-51 (Bob Winslow)

Ed Cusick, 1923 (J.F. McKale)

Tom Cusick, 1926 (J.F. McKale)

Bob Davie, 1979 (Tony Mason) Defense

Walter Davis, 1924-25 (J.F. McKale)

Mike Deal, 2003 (John Mackovic/Mike Hankwitz) Offense OC

Charlie Dickey, 1992-2000 (D. Tomey), 2001-03 (Mackovic) Offense

Dana Dimel, 2005-09 (Mike Stoops) Offense

Rick Dykes, 2001-02 (John Mackovic) Offense

Sonny Dykes, 2007-10 (Mike Stoops) Offense OC

Tony Dews, 2012- (Rich Rodriguez) Offense

Kasey Dunn, 2004-06 (Mike Stoops) Offense

Rich Ellerson, 1992-95, 1997-2000 (Dick Tomey) Defense DC

Fred A. Enke, 1925-30, 1932-42, 1945-51 (J.F. McKale, Gus Farwick, Tex Oliver, Orian Landreth, Miles Casteel, Robert Winslow)

Dave Fagg, 1987-89 (Dick Tomey) Offense

Leo Felner, 1969-71 (Bob Weber)

Gene Fetter, 1857-58 (Ed Doherty)

Mike Flores, 1990-91 (Dick Tomey) Offense

Sailor Forch, 1925 (J.F. McKale)

John Ford, 1952-58 (Warren Woodson, Ed Doherty)

Buddy Geis, 1975-76 (Jim Young)

Tony Gibson, 2012 (Rich Rodriguez) Defense

Fred Glick, 1969-72 (Bob Weber) Defense

Gary Glick, 1972 (Bob Weber) Offense

Mike Gottfried, 1977 (Tony Mason) Offense

Ben Griffith, 1987-88 (Dick Tomey) Offense OC

Jeff Green, 1974-76 (Jim Young) Offense

Gary Grouwinkel, 1967 (Darrell Mudra)

Ken Gregory, 1966 (Jim LaRue)

Jeff Hammerschmidt, 1993-95 (Dick Tomey); 08-11 (Stoops) Defense/Special Teams

Mike Hankwitz, 1973-76 (Jim Young); 2003 (John Mackovic-5 games) DC

Jeff Hecklinski, 2003 (John Mackovic/Mike Hankwitz) Offense

Robert Herwig, 1952-53 (Warren Woodson)

Josh Heupel, 2005 (Mike Stoops) Offense

Pat Hill, 1990-91 (Dick Tomey) Offense OC

Van Howe, 1956-60 (W. Woodson, Ed Doherty, Jim LaRue)

Rob Ianello, 1993-2000 (Dick Tomey), 2001-02 (John Mackovic) Offense

Arnold Jeter, 1987-88 (Dick Tomey) Defense

Wayne Jones, 1977-78 (Tony Mason) Offense

Jack Jordan, 1978-79 (Tony Mason) Offense

Floyd Keith, 1983 (Larry Smith) Offense

Bobby Kennedy, 2001 (John Mackovic) Offense

Bill Kirelawich, 2012-15 (Rich Rodriguez) Defense

Tim Kish, 2004-11 (Mike Stoops) Defense DC

Charlie Lee, 1974-76 (Jim Young) Offense

Spencer Leftwich, 2012 (Rich Rodriguez) Offense/Special Teams

Ed Linta, 1960-61 (Jim LaRue)

Seth Littrell, 2009-11 (Mike Stoops) Offense OC

Lawrence Livingston, 2000 (Dick Tomey) Offense

David Lockwood, 2012-15 (Rich Rodriguez) Defense

Marty Long, 1996-2000 (Dick Tomey), 2001-03 (Mackovic) Defense

Marc Lunsford, 1983-00 (Larry Smith to '86; Dick Tomey) Offense

Johnnie Lynn, 1988-93 (Dick Tomey) Defense

Larry Mac Duff, 1987-96 (Dick Tomey), 2001-02 (Mackovic) Defense DC

John Mackovic, 1973-76 (Jim Young) Offense

Calvin Magee, 2012- (Rich Rodriguez) Offense OC

Ron Marciniak, 1959-66 (Jim LaRue)

John Matsko, 1986 (Larry Smith) Offense

Ned Matthews, 1949-51 (Bob Winslow)

Ron McBride, 1987-89 (Dick Tomey) Offense

Cecil (Cece) McGehee, 1967-70 (Darrell Mudra, Bob Weber)

J.F. McKale, 1935-36 (Gus Farwick, Tex Oliver)

Jim Michalczyk, 2013- (Rich Rodriguez) Offense

Tom Morgan, 1966 (Jim LaRue)

Carl Mullenix, 1949 (Bob Winslow)

Dave Nichol, 2008-11 (Mike Stoops) Offense

Bob Palcic, 1984-85 (Larry Smith) Offense

Sam Papalii, 1987-88 (Dick Tomey) Offense

Willie Peete, 1971-82 (Weber, Young, Mason, Smith) Offense

Scott Pelluer, 2001-02 (John Mackovic) Defense

James Pierce, 1922 (J.F. McKale)

Asa Porter, 1920 (J.F. McKale)

Royal (Sharkey) Price, 1964-76 (LaRue, Mudra, Weber, Young) Defense

Chuck Purvis, 1969-70 (Bob Weber)

Charlie Ragle, 2013- (Rich Rodriguez) Offense/Special Teams

Phil Ramsey, 1962-63 (Jim LaRue)

Tom Reed, 1973 (Jim Young) Defense

Braham (Bud) Robinson, 1939-42, 1945-48 (Miles Casteel)

Joe Robinson, 2004-07 (Mike Stoops) Defense

Randy Robbins, 2000 (Dick Tomey) Defense

Mose Rison, 2003 (John Mackovic/Mike Hankwitz) Offense

Tom Roggeman, 1977-79, 1982-86 (Tony Mason, Larry Smith) Defense

Jake Rowden, 1959-66 (Jim LaRue)

Keith Rowen, 1979-82 (Tony Mason, Larry Smith) Offense

Joe Salave'a, 2011 (Mike Stoops) Defense

Frank Sancet, 1949-55 (Bob Winslow, Warren Woodson)

Frank Scelfo, 2010-11 (Mike Stoops) Offense

Ray Shackelford, 1964-65 (Jim LaRue)

Bob Shaw, 1977-79 (Tony Mason) Defense

William (Rip) Scherer, 1989-90 (Dick Tomey) Offense OC

Clarence Shelmon, 1984-86 (Larry Smith) Defense

Karl Singer, 1977-79 (Tony Mason) Defense

Louis Slonaker, 1922-23 (J.F. McKale)

Homer Smith, 1996-97 (Dick Tomey) Offense

Larry Smith, 1973-75 (Jim Young) Defense

Michael Smith, 2007-09 (Mike Stoops) Offense

Richard Smith, 1987 (Dick Tomey) Defense

Rod Smith, 2012- (Rich Rodriguez) Offense Co-OC

Terry Snowday, 1926 (J.F. McKale)

Jim Speight, 1962-63 (Jim LaRue)

Max Spillsbury, 1955 (Warren Woodson)

Steve Spurrier Jr., 2004 (Mike Stoops)

Hank Stanton, 1952-54 (Warren Woodson)

Mark Stoops, 2004-09 (Mike Stoops) Defense DC

Bob Svob, 1941, 1947-48 (Miles Casteel)

Roy Tatum, 1956-66, 1971-72 (Woodson, Doherty, LaRue, Weber)

Mike Tuiasosopo, 2004-2010 (Mike Stoops) Defense

Bob Valesente, 1977-79 (Tony Mason) Defense

Charlie Vasser, 1952-54 (Warren Woodson)

Elmer Vickers, 1939-40 (Miles Casteel)

Don Vosburg, 1949-51 (Bob Winslow)

Bob Wagner, 1998-2000 (Dick Tomey) Defense

Ryan Walters, 2011 (Mike Stoops) Defense

Walt Weaver, 1967-68 (Darrell Mudra)

Bob Weber, 1967-68 (Darrell Mudra)

George Werner, 1972 (Bob Weber)

Charlie Williams, 2004-06 (Mike Stoops) Offense

Donté Williams, 2015- (Rich Rodriguez) Defense

Ted Williams, 1994 (Dick Tomey) Offense

Eddie Wilson, 1967-71 (Darrell Mudra, Bob Weber) Offense

Vane Wilson, 1952 (Warren Woodson)

Eric Wolford, 2004-06 (Mike Stoops) Offense

Jeff Woodruff, 1998-99 (Dick Tomey) Offense

Kevin Wolthausen, 1985-86 (Larry Smith) Defense

Darrell Wyatt, 2007 (Mike Stoops) Offense

Marcel Yates, 2015- (Rich Rodriguez) Defense

Tony Yelovich, 1977-79 (Tony Mason) Offense

Jim Young, 1992-94 (Dick Tomey) Offense OC

Ed Zaunbrecher, 1975-76 (Jim Young) Offense

Lou Zarza, 1939-42 (Miles Casteel)

2016 Arizona Football Media Guide

Year-by-Year Results

*home games

1899 (1-1-1)

Coach Stuart F. Forbes		
Captain G. Parker		
0	Tucson Town*	0
2	Arizona State*	11
22	Tucson Indians*	5

1900 (3-1)

Coach William Skinner		
Captain C. Day		
34	Tucson Indians*	0
45	City of Indians*	0
52	Tucson Indians*	0
0	Phoenix Indians	6

1901 (4-1)

Coach William Skinner		
Captain Leslie Gillett		
22	Tucson Indian Sch.*	0
47	Tucson Indian Sch.*	6
40	Tucson Indian Sch.*	0
0	Phoenix Indian Sch.	13
6	Phoenix Indian Sch.*	0

1902 (5-0)

Coach Leslie Gillett		
Captain Bard L. Cosgrove		
17	Tucson Indian Sch.*	0
43	Tucson Indian Sch.*	0
28	Fort Grant*	0
12	Arizona State*	0
34	Ft. Huachuca @ Naco	0

1903 (2-0)

Coach Orin A. Kates		
Captain Leo Rosenberg		
28	Tucson Indian Sch.*	0
21	Tucson Indian Sch.*	10

1904 (3-1-2)

Coach Orin A. Kates		
Captain B. Hatcher		
0	Tucson Indian Sch.*	0
6	Tucson Indian Sch.*	5
0	Phoenix H.S.	37
26	Tucson Indian Sch.*	0
28	Tucson Indian Sch.*	0
6	Tombstone*	6

1905 (4-2)

Coach W.M. Ruthrauff		
Captain John Ruthrauff		
34	Phoenix Indian Sch.*	0
6	Tucson Indian Sch.*	0
22	Tucson Indian Sch.*	0
17	Tombstone	0
5	Pomona	41
0	Loyola(Calif.)#	55

#First night game

1906 No Team Fielded

1907 No Team Fielded

1908 (5-0)

Coach H.B. Galbraith		
Captain R. Burnham		
27	Tucson Indians*	0
43	Tucson Indians*	0
36	Tucson Athletic*	0
20	Tucson Indians*	0
10	New Mexico	5

1909 (3-1)

Coach H.B. Galbraith		
Captain T. Rice		
33	Ft. Huachuca*	0
6	New Mexico St.	0
21	Prescott H.S.*	0
11	New Mexico*	23

1910 (5-0)

Coach George F. Shipp		
Captain C. Roletti		
21	Tucson H.S.*	0
29	El Paso Military*	0
18	New Mexico St.*	2
1	New Mexico(default)	0
18	Tucson H.S.	6

1911 (3-1-1)

Coach George F. Shipp		
Captain C. Rolfe		
6	New Mexico	0
0	New Mexico St.	3
5	El Paso Military	0
0	Tucson H.S.*	0
5	Tucson H.S.*	0

1912 (2-1)

Coach R.L. Quigley		
Captain R. Merritt		
19	Tucson H.S.*	0
14	New Mexico St.	21
22	New Mexico	9

1913 (2-2)

Coach Frank A. King		
Captain J. McIntosh		
6	New Mexico St.	12
13	Phoenix Indians*	0
0	Occidental*	27
7	New Mexico	3

1914 (4-1)

Coach J.F. McKale		
Captain T. Smith		
21	Douglas YMCA*	0
34	Arizona State*	0
0	Occidental	14
10	New Mexico St.	0
7	Pomona*	6

1915 (5-3)

Coach J.F. McKale		
Captain W. Porter		
14	Douglas YMCA	0
7	Arizona State*	0
7	Pomona	3
56	Phoenix Indian Sch.*	0
49	22nd Inf. (Douglas)*	0
0	New Mexico St.	3
0	Western New Mexico	6
0	Whittier*	22

1916 (5-3)

Coach J.F. McKale		
Captain J. Hendry		
16	Douglas YMCA	0
29	22nd Inf. (Douglas)*	0
10	Whittier	26
41	Texas El Paso*	0
55	Phoenix Indians*	0
73	New Mexico St.*	0
16	Rice	47
7	USC @ Phoenix	20

1917 (3-2)

Coach J.F. McKale		
Captain J.B. McGowan		
6	USC	31
26	New Mexico St.	7
41	U.S. Field Artillery*	0
0	Camp Harry Jones Officers*	3
45	Whittier	0

1918 No Team Fielded

1919 (7-1)

Coach J.F. McKale		
Captain E. Lynch		
59	Arizona State*	0
60	Phoenix Indians*	0
20	Soldiers*	0
33	New Mexico State	0
1	Whittier (default)	0
7	Pomona*	19
46	Texas El Paso*	0
27	Occidental*	0

1920 (6-1)

Coach J.F. McKale		
Captain A.L. Slonaker		
51	Phoenix Indians*	20
167	Camp Harry Jones*	0
60	Texas El Paso	7
41	New Mexico St.*	0
0	Pomona	31
28	New Mexico*	7
34	Redlands*	0

1921 (7-2)

Coach J.F. McKale		
Captain W. Wofford		
84	Bisbee Legion*	13
75	Phoenix Indians*	0
13	Texas A&M	17
74	Texas El Paso*	0
31	New Mexico St.	0
24	New Mexico	0
110	N.M. Military J.C.*	0
7	Whittier*	0

East-West Christmas Classic Bowl, San Diego (Dec. 26)

0	Centre (Ky.)	38
---	--------------	----

1922 (6-3)

Coach J.F. McKale		
Captain J. Hobbs		
19	Phoenix Indians*	0
0	USC	15
7	Santa Clara	8
21	New Mexico St.*	7
20	St. Mary's (Ca.)*	3
10	New Mexico*	0
7	Rice	14
18	Texas El Paso	0
7	Utah State @ Phoenix	6

1923 (5-3)

Coach J.F. McKale		
Captain J. Clark		
48	Phoenix Indians*	0
19	Phoenix J.C.*	13
12	Texas El Paso*	7
20	St. Mary's (Ca.)	22
14	New Mexico	7
7	UC Davis @ Phoenix	9
6	USC	69
20	Santa Clara*	0

1924 (2-4)

Coach J.F. McKale		
Captain K. LaShelle		
0	USC	29
7	Utah	32
7	New Mexico St.*	0
14	Nevada Reno	23
0	New Mexico*	3
12	UC Davis*	6

1925 (3-3-1)

Coach J.F. McKale		
Captain C. Gilliland		
13	Arizona State*	3
0	Utah*	9
0	USC	56
33	New Mexico St.*	0
24	New Mexico	0
0	Texas	20
0	Nevada Reno*	0

1926 (5-1-1)

Coach J.F. McKale		
Captain R. Crouch		
54	Phoenix J.C.*	0
35	Arizona State*	0
7	New Mexico St.	0
16	Whittier*	6
21	New Mexico*	0
7	Occidental+	9
3	Colorado State*	3

+L.A. Memorial Coliseum

1927 (4-2-1)

Coach J.F. McKale		
Captain M. Gentry		
14	Occidental*	14
19	Texas El Paso	6
65	Eastern Arizona JC*	0
33	New Mexico St.*	6
6	New Mexico	7
16	UCLA*	13
12	Whittier*	13

1928 (5-1-2)

Coach J.F. McKale		
Captain T. Diebold		
7	UCLA	7
13	Pomona*	6
39	Arizona State	0
12	Texas El Paso	6
6	New Mexico*	6
7	USC	78
40	New Mexico St.*	0
28	Whittier*	7

1929 (7-1)

Coach J.F. McKale		
Captain W. Acuff		
16	Occidental+	7
35	Cal Tech*++	0
19	Texas El Paso	0
28	New Mexico St.*	0
26	Arizona State*	0
12	Pomona @ Phoenix	15
6	New Mexico	0
40	Whittier*	0

+Played in Rose Bowl, night

++First game in Arizona Stadium

1930 (6-1-1)

Coach J.F. McKale		
Captain W. Dicus & W. Hargis		
26	Cal Tech+	12
0	Rice	21
6	Arizona State*	0
21	Occidental @ Phoenix	0
20	Pomona*	0
0	Texas El Paso	0
33	New Mexico*	0
16	Colorado State*	0

+Played in Rose Bowl, night

1931 (3-5-1)

Coach Fred Enke		
Captain H. Collier		
0	San Diego State*#	8
19	Pomona*	0
0	Oklahoma St.	31
0	Rice*	32
6	Arizona State&	19
19	Northern Arizona	12
7	New Mexico	7
14	DePaul*	13
7	Colorado*	27

#First night game in Arizona Stadium

&First Border Conference Game

1932 (4-5)

Coach A.W. Farwick		
Captain W.W. Davies		
19	Occidental#	0
6	Loyola (Calif)*	33
12	New Mexico St.*	7
0	Texas Tech	21
20	Arizona State	6
6	NAU @Phoenix	7
13	New Mexico*	6
0	San Diego St.	13
6	Oklahoma State	13

Played in Rose Bowl, night

1933 (5-3)

Coach G.A. Oliver		
Captain C. Sample		
18	Occidental*	0
13	Loyola (Calif)	14
0	Texas Tech*	7
6	New Mexico State	0
24	Northern Arizona*	0
0	New Mexico	7
26	Arizona State	7
26	Whittier*	0

#Forever65

1934 (7-2-1)

Coach G.A. Oliver		
Captain B. Robinson		
7	San Diego St.*	0
7	Colorado St.	3
14	Whittier	7
0	Loyola (Calif)*	6
0	New Mexico St.*	0
14	New Mexico*	0
26	Oklahoma City Univ.	6
32	Arizona State*	6
7	Texas Tech*	13
31	Pacific @ Phoenix	7

1935 (7-2)

Coach G.A. Oliver		
Captain C. Cochran		
26	Arizona State*	0
7	Centenary	14
45	Whittier*	0
6	Loyola (Calif)	13
9	New Mexico State*	6
27	Oklahoma City Univ.*	0
7	Texas Tech	6
38	New Mexico	6
53	Drake*	0

1936 (5-2-3)

Coach G.A. Oliver		
Captain None		
32	Brigham Young *	6
6	Utah	14
18	Arizona State	0
13	Centenary*	13
28	New Mexico State*	7
0	Kansas	0
28	New Mexico*	0
0	Michigan State	7
58	Wyoming* @ Phoenix	0
7	Texas Tech*	7

1937 (8-2)

Coach G.A. Oliver		
Captain None		
20	Arizona State*	6
22	Okla. State* @ Phoenix	13
0	Texas Tech	20
13	Centenary*	18
27	New Mexico State*	12
13	Loyola (Calif)	6
23	New Mexico	0
9	Kansas*	7
47	Colorado State*	0
20	Oregon*	6

1938 (3-6)

Coach Orian M. Landreth		
Captain G. Ahee		
7	SMU	29
6	New Mexico State*	7
0	Santa Clara* @ Phoenix	27
14	Loyola (Calif)	12
7	New Mexico*	20
7	Centenary	6
14	Texas El Paso*	26
20	Marquette*	12
0	Montana*	7

1939 (6-4)

Coach Miles W. Casteel		
Captain T. Hargis		
21	Pomona*	0
0	Minnesota	62
20	New Mexico St.*	3
6	Marquette	13
7	Centenary*	0
6	Texas El Paso	14
12	Pacific*	7
6	New Mexico	7
6	Montana*	0
25	Loyola (Calif.) @ Phoenix	7

1940 (7-2)

Coach Miles W. Casteel			
Captain J. Black			
41	Northern Arizona*	0	
41	New Mexico St.*	0	
0	Utah	24	
29	Centenary*	6	
24	Okla. St* @ Phoenix	0	
20	Texas El Paso	13	
20	Loyola (Calif)	13	
12	New Mexico*	13	
17	Marquette*	14	

1941 (7-3)

Coach Miles W. Casteel			
Captain E. Banjavic			
7	Notre Dame	38	
47	New Mexico State*	0	
26	Nevada Reno*	7	
31	New Mexico	6	
20	Arizona State	7	
33	Texas El Paso*	14	
41	Northern Arizona*	0	
14	Oklahoma State*	41	
28	Kansas State*	21	
6	Utah*	12	

1942 (6-4)

Coach Miles W. Casteel			
Captain M. McCain			
53	New Mexico State*	0	
14	Utah*	0	
23	Arizona State	0	
20	Oklahoma State*	6	
0	Marquette	39	
26	Hardin Simmons*	34	
14	New Mexico*	13	
19	Texas El Paso	7	
7	Texas Tech*	13	
13	2nd Air Force*	27	

1943 No Football (World War II)

1944 No Football

1945 (5-0)

Coach Miles W. Casteel			
Captain B. Morse			
52	Northern Arizona*	6	
46	San Diego State	0	
30	Williams Field*	0	
37	Cal Poly-SLO*	6	
28	San Diego State*	0	

1946 (4-4-2)

Coach Miles W. Casteel			
Captain V. Marsh			
0	Marquette	20	
8	Hardin Simmons*	19	
21	Santa Clara*	21	
13	New Mexico	13	
0	Texas Tech*	16	
28	Kansas State*	7	

1947 (5-4-1)

Coach Miles W. Casteel			
Captain F. Knez			
27	Wyoming*	7	
40	Montana*	7	
7	Hardin Simmons	35	
14	Texas El Paso	13	
22	New Mexico*	12	
28	Texas Tech	41	
26	Arizona State	13	
21	Marquette*	39	
28	Kansas*	54	
20	Utah*	20	

1948 (6-5)

Coach Miles W. Casteel			
Captain H. Varner & A. Converse			
14	San Diego State*	6	
14	Utah	47	
20	Hardin Simmons*	14	
7	Michigan State	61	
0	Texas Tech*	31	
33	Arizona State*	21	
14	New Mexico	6	
14	Texas El Paso*	25	
14	Iowa State*	7	
24	Marquette @ Phoenix	14	
Salad Bowl, Phoenix (Jan, 1, 1949)			
13	Drake	14	

1949 (2-7-1)

Coach Bob Winslow			
Captain M. Spilsbury & R. Rivenburg			
40	New Mexico State*	7	
12	Utah*	12	
0	Hardin Simmons	35	
0	Texas El Paso*	28	
7	Texas Tech	27	
6	Denver	20	
46	New Mexico*	14	
7	Arizona State	34	
0	Michigan State*	75	
0	Kansas*	46	

1950 (4-6)

Coach Bob Winslow			
Captain E. Wolgast			
26	West Texas*	34	
14	Utah	27	
32	Hardin Simmons*	28	
13	Texas El Paso	14	
25	Colorado	28	
19	Denver*	14	
38	New Mexico	0	
13	Arizona State*	47	
7	Texas Tech*	39	
27	Iowa State*	26	

1951 (6-5)

Coach Bob Winslow			
Captain J. Donarski & B. Glazier			
67	New Mexico State*	13	
7	Utah*	27	
21	Oregon	39	
28	West Texas*	13	
19	Texas El Paso*	15	
0	Texas Tech	41	
32	New Mexico*	20	
14	Arizona State	61	
13	Idaho*	6	
13	Hardin Simmons	14	
32	Hawaii	21	

1952 (6-4)

Coach Warren Woodson			
Captain J. Donarski & R. Christiansen			
57	Hawaii*	7	
62	New Mexico State*	12	
27	Utah	0	
19	Colorado*	34	
7	Marquette	37	
13	Hardin Simmons*	12	
13	New Mexico	7	
18	Arizona State*	20	
55	Texas El Paso	7	
14	Texas Tech	19	

1953 (4-5-1)

Coach Warren Woodson			
Captain B. Lewis			
7	Utah	28	
14	Colorado	20	
46	New Mexico State*	7	
20	New Mexico*	0	
0	Marquette*	14	
39	West Texas*	6	
27	Texas Tech	52	
20	Texas El Paso*	28	
35	Kansas State*	26	
35	Arizona State#	0	
#First TV game, statewide			

1954 (7-3)

Coach Warren Woodson			
Captain B. Lewis & G. Bowers			
58	New Mexico State*	0	
54	Utah	20	
18	Colorado*	40	
35	Idaho*	13	
41	New Mexico	7	
48	West Texas*	12	
14	Texas Tech*	28	
21	Texas El Paso	41	
54	Arizona State*	14	
42	Wyoming*	40	

1955 (5-4-1)

Coach Warren Woodson			
Captain P. Hatcher & W. Codd			
20	Colorado State*	7	
0	Colorado	14	
47	Idaho*	14	
20	West Texas*	20	
0	Texas El Paso*	29	
27	Oregon*	46	
7	Texas Tech	27	
29	Montana*	0	
27	New Mexico*	6	
7	Arizona State	6	

1956 (4-6; 1-3 Border Conference)

Coach Warren Woodson			
Captain P. Hatcher & A. Luppino			
27	Montana @ Phoenix	12	
20	Wyoming*	26	
60	South Dakota State*	0	
7	Utah State*	12	
6	Texas El Paso	28	
26	New Mexico	12	
7	Texas Tech*	21	
20	West Texas*	13	
0	Arizona State*	20	
7	Colorado*	38	

1957 (1-8-1; 0-4 Border Conference)

Coach Ed Doherty			
Captain A. Polley & J. Davis			
14	Brigham Young*	14	
13	Missouri	35	
14	Colorado	34	
0	New Mexico*	27	
6	Texas Tech*	28	
20	West Texas*	21	
20	Hardin Simmons*	28	
14	Texas El Paso*	51	
17	Marquette*	14	
7	Arizona State	47	

1958 (3-7; 2-1 Border Conference)

Coach Ed Doherty			
Captain R. Hunsaker			
7	Utah State*	6	
0	Iowa State*	14	
0	Tulsa	34	
12	Colorado*	65	
13	New Mexico	33	
16	Idaho*	24	
15	West Texas*	8	
6	Texas Tech	33	
14	Texas El Paso	12	
0	Arizona State*	47	

Some Historical Notes

*Key dates in early Arizona football include the first collegiate game, against Arizona State on Thanksgiving Day in 1899, Nov. 22, when the Territorial Cup was first awarded... Another is Dec. 26, 1921, UA's first bowl appearance in the East-West Christmas Bowl in San Diego... The first game in Arizona Stadium was played against Cal Tech on Oct. 12, 1929... The first night game was against San Diego State in September 1931.

*The war years in 1943 and 1944 were not much different for Arizona than some teams nationally, with no football played. Half of the teams in final AP poll of 1943 included service teams and the service academies. There were five bowls after the 1944 season - the Rose, Orange, Cotton, Sugar and Sun... Some years later, the UA Student Union Memorial Building incorporated the bell from the U.S.S. Arizona, sunk during the Japanese attack on Pearl Harbor on Dec. 7, 1941. An electronic rendition of the bell still tolls every 15 minutes during the day from speakers atop the UA Administration Building.

*1958 was the first year of Arizona's pending transition to the Western Athletic Conference, with it not playing enough league games (3) to qualify for the Border Conference title. That situation lasted through 1960, and Arizona played officially as an independent in 1961 before beginning WAC play in 1962.

*Arizona's first televised game was broadcast statewide on Nov. 28, 1953, with the Cats at Arizona State. The game was not a network telecast.

2016 Arizona Football Media Guide

1959 (Won 4, Lost 6; 1-2 Border Conference)

Coach Jim LaRue • Captains James Geist, Gary Cropper

Sept. 19	L	14-18	Brigham Young	Tucson	21,481
Sept. 26	W	7-6	West Texas State	Canyon, Texas	8,500
Oct. 3	W	16-14	Idaho	Tucson	19,263
Oct. 17	L	7-28	New Mexico	Tucson	25,870
Oct. 24	L	0-18	Colorado	Tucson	20,076
Oct. 31	L	6-54	Utah	Salt Lake City, Utah	11,000
Nov. 7	W	30-26	Texas Tech	Tucson	12,759
Nov. 14	L	15-22	Air Force Academy	Boulder, Colo.	10,500
Nov. 21	W	14-10	Texas-El Paso	Tucson	19,062
Nov. 28	L	9-15	Arizona State	Tempe, Ariz.	32,500

1960 (Won 7, Lost 3; 3-0 Border Conference)

Coach Jim LaRue • Captain Tim Matz

Sept. 24	L	3-13	Utah	Tucson	24,595
Oct. 1	W	21-19	Wyoming	Tucson	20,167
Oct. 8	L	16-35	Colorado	Boulder, Colo.	34,152
Oct. 15	L	16-17	Tulsa	Tucson	23,525
Oct. 22	W	26-14	New Mexico	Albuquerque, N.M.	14,726
Oct. 29	W	21-14	West Texas State	Tucson	23,999
Nov. 5	W	32-3	Idaho	Tucson	17,131
Nov. 12	W	28-14	Texas-El Paso	El Paso, Texas	10,500
Nov. 19	W	35-16	Kansas State	Tucson	20,814
Nov. 26	W	35-7	Arizona State	Tucson	25,793

1961 (Won 8, Lost 1, Tied 1; Independent)

Coach Jim LaRue • Captains Eddie Wilson, Bob Garis

Sept. 23	W	28-6	Colorado State	Tucson	25,083
Sept. 30	T	14-14	Nebraska	Lincoln, Neb.	34,721
Oct. 7	W	53-7	Hardin-Simmons	Tucson	24,453
Oct. 14	W	15-6	Oregon	Portland, Ore.	19,542
Oct. 21	W	22-21	New Mexico	Tucson	26,027
Oct. 28	L	23-27	West Texas State	Canyon, Texas	12,000
Nov. 4	W	20-15	Wyoming	Tucson	24,305
Nov. 11	W	43-7	Idaho	Tucson	21,303
Nov. 18	W	48-15	Texas-El Paso	Tucson	23,356
Nov. 25	W	22-13	Arizona State	Tempe, Ariz.	40,164

1962 (Won 5, Lost 5; 2-2 WAC) % First Western Athletic Conference (WAC) game

Coach Jim LaRue • Captains Kenneth Cook, Howard Breinig

Sept. 22	W %	27-21	Brigham Young	Tucson	24,276
Sept. 29	L	25-35	New Mexico	Albuquerque, N.M.	28,171
Oct. 6	L	7-17	Missouri	Columbia, Mo.	45,338
Oct. 13	L	6-20	Air Force Academy	Tucson	26,631
Oct. 20	L	8-31	Wyoming	Laramie, Wyo.	16,202
Oct. 27	W	8-3	West Texas State	Tucson	22,682
Nov. 3	L	12-14	Idaho	Tucson	22,357
Nov. 10	W	14-13	Kansas State	Tucson	20,419
Nov. 17	W	7-0	Texas-El Paso	El Paso, Texas	8,500
Nov. 24	W	20-17	Arizona State	Tucson	29,290

1963 (Won 5, Lost 5; 2-2 WAC)

Coach Jim LaRue • Captains Gerald Zeman, Ted Christy

Sept. 21	L	0-43	Utah State	Tucson	25,284
Sept. 28	W	33-7	Brigham Young	Tucson	20,767
Oct. 5	L	2-7	Washington State	Spokane, Wash.	18,200
Oct. 12	W	13-7	Texas-El Paso	Tucson	24,902
Oct. 19	L	12-28	Oregon (TV)	Tucson	18,564
Oct. 26	W	6-3	West Texas State	Canyon, Texas	17,367
Nov. 2	W	15-7	Wyoming	Tucson	20,195
Nov. 9	W	34-7	Idaho	Tucson	17,765
Nov. 30	L	6-35	Arizona State	Tempe, Ariz.	41,140
Dec. 7	L	15-22	New Mexico	Tucson	16,569

1964 (Won 6, Lost 3, Tied 1; 3-1 WAC)

Coach Jim LaRue • Captains John Briscoe, Larry Fairholm

Sept. 26	W	39-6	Brigham Young	Tucson	26,218
Oct. 3	W	28-12	Washington State	Tucson	31,138
Oct. 10	L	7-10	New Mexico	Albuquerque, N.M.	20,844
Oct. 17	L	0-21	Oregon	Eugene, Ore.	18,000
Oct. 24	W	15-7	Wyoming	Tucson	27,383
Oct. 23	L	0-7	Air Force (TV)	Colorado Spgs, Colo.	32,325
Nov. 7	W	14-7	Idaho	Tucson	23,513
Nov. 14	W	14-0	Texas-El Paso	El Paso, Tex.	8,355
Nov. 21	T	0-0	Iowa State	Tucson	24,595
Nov. 28	W	30-6	Arizona State	Tucson	30,847

1965 (Won 3, Lost 7; 1-4 WAC)

Coach Jim LaRue • Captains James Pazerski, Tom Malloy

Sept. 18	W	16-9	Utah (TV)	Salt Lake City, Utah	11,063
Sept. 25	W	23-15	Kansas	Lawrence, Kan.	32,846
Oct. 2	L	0-19	Wyoming	Laramie, Wyo.	16,654
Oct. 9	L	2-24	New Mexico	Tucson	33,700
Oct. 16	L	3-21	Washington State	Spokane, Wash.	17,677
Oct. 23	L	7-13	San Jose State	Tucson	28,832
Nov. 6	W	10-3	Texas-El Paso	Tucson	24,681
Nov. 13	L	7-34	Air Force Academy	Tucson	28,391
Nov. 20	L	3-20	Brigham Young	Tucson	24,882
Nov. 27	L	6-14	Arizona State	Tempe, Ariz.	35,896

1966 (Won 3, Lost 7; 1-4 WAC)

Coach Jim LaRue • Captains Richard King, Roger Calderwood

Sept. 17	L	20-31	Iowa	Iowa City, Iowa	37,550
Sept. 24	L	13-35	Kansas	Tucson	33,147
Oct. 1	L	6-36	Wyoming	Laramie, Wyo.	13,283
Oct. 8	W	36-15	New Mexico	Albuquerque, N.M.	21,756
Oct. 22	L	19-24	Utah	Tucson	29,121
Oct. 29	L	14-16	Brigham Young	Tucson	24,420
Nov. 5	L	12-31	Oregon State	Portland, Ore.	13,067
Nov. 12	W	28-18	Washington State	Tucson	23,061
Nov. 19	W	27-24	Iowa State	Tucson	23,904
Nov. 26	L	17-20	Arizona State	Tucson	34,130

1967 (Won 3, Lost 6, Tied 1; 1-4 WAC)

Coach Darrell Mudra • Captains John Jones, Bill Nemeth, James Scott

Sept. 16	L	17-36	Wyoming	Tucson	36,667
Sept. 30	W	14-7	Ohio State	Columbus, Ohio	77,468
Oct. 7	L	3-17	Missouri	Columbia, Mo.	45,800
Oct. 14	T	9-9	Texas-El Paso	Tucson	36,949
Oct. 21	L	29-33	Utah	Tucson	35,348
Oct. 28	L	7-42	#10 Indiana	Tucson	33,566
Nov. 4	W	48-13	New Mexico	Tucson	20,965
Nov. 11	L	14-17	Brigham Young	Provo, Utah	24,442
Nov. 18	W	14-10	Air Force Academy	Tucson	27,657
Nov. 25	L	7-47	Arizona State	Tempe, Ariz.	41,567

1968 (Won 8, Lost 3; 5-1 WAC)

Coach Darrell Mudra • Captains Thomas Nelson, Mike Moody

Sept. 21	W	21-12	Iowa State	Ames, Iowa	21,000
Sept. 28	W	19-8	New Mexico	Albuquerque, N.M.	13,479
Oct. 5	W	25-0	Texas-El Paso	Tucson	37,300
Oct. 19	W	19-3	Brigham Young	Tucson	37,650
Oct. 26	L	13-16	Indiana	Bloomington, Ind.	44,847
Nov. 2	W	28-14	Washington State	Tucson	31,400
Nov. 9	W	14-10	Air Force Academy	Colorado Spgs, Colo.	32,196
Nov. 16	W	16-15	Utah	Salt Lake City, Utah	16,544
Nov. 23	W	14-7	#20 Wyoming	Tucson	40,500
Nov. 30	L	7-30	#20 Arizona State Sun Bowl	Tucson	41,350
Dec. 28	L	10-34	#18 Auburn	El Paso, Texas	32,302

1969 (Won 3, Lost 7; 3-3 WAC)

Coach Bob Weber • Captains Charles Duke, Jim Grossman

Sept. 20	L	7-23	Wyoming (TV)	Laramie, Wyo.	20,400
Sept. 27	L	27-42	Kansas St.	Tucson	38,750
Oct. 4	L	19-31	Iowa	Iowa City, Iowa	47,391
Oct. 11	L	17-34	Houston	Tucson	32,800
Oct. 18	W	26-10	Texas-El Paso	Tucson	30,000
Oct. 25	W	52-28	New Mexico	Tucson	31,500
Nov. 1	L	21-31	Brigham Young	Provo, Utah	28,941
Nov. 8	L	0-23	Syracuse	Syracuse, N.Y.	23,346
Nov. 15	W	17-16	#16 (Coaches) Utah	Tucson	23,400
Nov. 29	L	24-38	Arizona State	Tempe, Ariz.	49,106

1970 (Won 4, Lost 6; 2-4 WAC)

Coach Bob Weber • Captains Billy McKinley, Willie Lewis, John Eggold

Sept. 19	L	9-20	#8 Michigan	Ann Arbor, Mich.	80,386
Sept. 26	W	30-29	San Jose State	Tucson	38,800
Oct. 3	W	17-10	Iowa	Tucson	37,500
Oct. 10	W	24-17	Brigham Young	Tucson	32,500
Oct. 24	L	0-24	Utah	Salt Lake City, Utah	15,046
Oct. 31	L	20-23	#7 Air Force	Tucson	36,000
Nov. 7	L	7-35	New Mexico	Albuquerque, N.M.	18,110
Nov. 14	L	17-33	Texas-El Paso	El Paso, Texas	15,605
Nov. 21	W	38-12	Wyoming	Tucson	31,000
Dec. 5	L	6-10	#9 Arizona State (TV)	Tucson	38,500

1971 (Won 5, Lost 6; 3-3 WAC)

Coach Bob Weber • Captains Charlie McKee, Mark Arneson

Sept. 18	W	39-28	Washington State	Spokane, Wash.	13,500
Sept. 25	W	14-6	Texas-El Paso	El Paso, Texas	20,520
Oct. 2	L	10-13	Texas Tech (TV)	Tucson	31,000
Oct. 9	L	3-14	Wyoming	Laramie, Wyo.	19,100
Oct. 16	L	12-28	UCLA	Tucson	37,500
Oct. 23	W	14-3	Utah	Tucson	31,000
Oct. 30	L	28-34	New Mexico	Tucson	30,000
Nov. 6	W	34-22	Oregon State	Tucson	31,000
Nov. 13	W	27-14	Brigham Young	Provo, Utah	27,109
Nov. 20	L	10-39	San Diego State	San Diego, Calif.	21,681
Nov. 27	L	0-31	#9 Arizona State	Tempe, Ariz.	50,370

#Forever65

1972 (Won 4, Lost 7; 4-3 WAC)

Coach Bob Weber - No Captains

Sept. 9	W	17-0	Colorado State	Tucson	30,000
Sept. 16	L	7-34	Oregon	Eugene, Ore.	30,000
Sept. 23	L	6-28	Washington State	Tucson	30,000
Oct. 7	L	31-42	#14 UCLA	Los Angeles, Calif.	27,321
Oct. 14	W	27-15	New Mexico (TV)	Albuquerque, N.M.	15,672
Oct. 21	L	10-35	Texas Tech	Lubbock, Texas	33,320
Oct. 28	W	45-22	Texas-El Paso	Tucson	28,000
Nov. 4	L	27-28	Utah	Salt Lake City, Utah	19,238
Nov. 11	W	21-7	Brigham Young	Tucson	26,500
Nov. 18	L	14-22	Wyoming	Tucson	30,500
Nov. 25	L	21-38	#18 Arizona State	Tucson	38,500

1973 (Won 8, Lost 3; 6-1 WAC)

Coach Jim Young - Captains Ransom Terrell, James O'Conner, Mark Neal

Sept. 8	W	31-0	Colorado State	Fort Collins, Colo.	17,217
Sept. 16	W	21-7	Wyoming	Laramie, Wyo.	19,718
Sept. 22	W	26-10	Indiana	Tucson	38,643
Oct. 6	W	23-20	Iowa	Iowa City, Iowa	40,365
Oct. 13	W	22-14	New Mexico	Tucson	39,582
Oct. 20	L	17-31	Texas Tech	Tucson	40,172
Oct. 27	W	42-21	Utah (TV)	Tucson	34,219
Nov. 3	W	35-18	Texas-El Paso	El Paso, Texas	6,960
Nov. 10	W	24-10	Brigham Young	Provo, Utah	19,597
Nov. 17	L	26-27	Air Force Academy	Tucson	39,733
Nov. 24	L	19-55	#13 Arizona State	Tempe, Ariz.	51,383

1974 (Won 9, Lost 2; 6-1 WAC)

Coach Jim Young - Captain Rex Naumetz

Sept. 14	W	17-10	San Diego State	Tucson	38,914
Sept. 21	W	35-20	Indiana	Bloomington, Ind.	35,683
Sept. 28	W	15-10	New Mexico	Albuquerque, N.M.	24,440
Oct. 5	W	42-13	Texas-El Paso	Tucson	38,051
Oct. 12	W	41-8	Utah	Salt Lake City, Utah	24,802
Oct. 19	L	8-17	#17 Texas Tech	Lubbock, Texas	40,231
Oct. 26	L	13-37	Brigham Young (TV)	Tucson	34,116
Nov. 9	W	34-21	Colorado State	Tucson	33,116
Nov. 16	W	27-24	Air Force Academy	Colorado Spgs, Colo.	34,802
Nov. 23	W	21-14	Wyoming	Tucson	34,467
Nov. 30	W	10-0	Arizona State	Tucson	40,782

1975 (Won 9, Lost 2; 5-2 WAC)

Coach Jim Young - Captain Bruce Hill

Sept. 20	W	16-0	Pacific	Tucson	37,720
Sept. 27	W	14-0	Wyoming	Laramie, Wyo.	21,720
Oct. 4	W	41-6	Northwestern	Tucson	38,501
Oct. 11	W	36-0	Texas-El Paso	El Paso, Texas	15,700
Oct. 18	W	32-28	Texas Tech	Tucson	39,854
Oct. 25	L	34-44	New Mexico	Tucson	35,878
Nov. 1	W	36-20	Brigham Young	Provo, Utah	27,882
Nov. 8	W	31-24	#13 San Diego State	San Diego, Calif.	53,611
Nov. 15	W	31-9	Colorado State	Fort Collins, Colo.	19,887
Nov. 22	W	38-14	Utah	Tucson	39,227
Nov. 29	L	21-24	#8 Arizona State	Tempe, Ariz.	51,388

1976 (Won 5, Lost 6; 3-4 WAC)

Coach Jim Young - Captain Obra Erby

Sept. 11	W	31-19	Auburn	Tucson	52,206
Sept. 18	L	9-37	#5 UCLA	Los Angeles, Calif.	41,651
Sept. 25	L	16-23	Brigham Young	Tucson	45,918
Oct. 2	W	27-15	Northwestern	Evanston, Ill.	23,097
Oct. 9	W	63-12	Texas-El Paso	Tucson	42,177
Oct. 23	L	27-52	#8 Texas Tech	Lubbock, Texas	44,890
Oct. 30	W	38-35	Utah	Salt Lake City, Utah	18,231
Nov. 6	L	24-26	Wyoming	Tucson	51,809
Nov. 13	W	23-6	Colorado State	Tucson	44,716
Nov. 20	L	15-21	New Mexico	Albuquerque, N.M.	15,121
Nov. 27	L	10-27	Arizona State	Tucson	56,807

1977 (Won 5, Lost 7; 3-4 WAC)

Coach Tony Mason - Captain Jon Abbott

Sept. 10	L	10-21	Auburn	Auburn, Ala.	45,500
Sept. 17	L	14-21	San Diego St. (TV)	Tucson	42,135
Sept. 24	W	41-7	Iowa	Iowa City, Iowa	53,110
Oct. 1	L	12-13	Wyoming	Laramie, Wyo.	25,133
Oct. 8	L	26-32	#17 Texas Tech	Tucson	41,500
Oct. 22	W	45-17	Utah	Tucson	43,500
Oct. 29	L	14-34	#17 Brigham Young	Provo, Utah	33,106
Nov. 5	L	14-35	Colorado State	Tucson	41,016
Nov. 12	W	15-13	New Mexico	Tucson	40,500
Nov. 19	W	41-24	Texas-El Paso	El Paso, Texas	7,100
Nov. 26	L	7-23	#19 ASU (TV)	Tempe, Ariz.	56,326
Dec. 3	W	17-10	Hawaii	Honolulu, Hawaii	30,994

1978 (Won 5, Lost 6; 3-4 Pac-10) % First Pac-10 Conference game

Coach Tony Mason - Captains Corky Ingraham, Neil Orr

Sept. 9	W	31-0	Kansas State	Tucson	50,484
Sept. 16	W	21-7	Oregon State %	Tucson	49,056
Sept. 23	L	26-41	Texas Tech	Lubbock, Texas	41,712
Sept. 30	W	23-3	Iowa	Tucson	46,851
Oct. 7	L	17-21	#3 Michigan	Ann Arbor, Mich.	104,913
Oct. 14	L	20-33	California	Tucson	54,121
Oct. 27	L	14-24	#10 UCLA	Los Angeles, Calif.	41,077
Nov. 4	L	21-31	#20 Washington	Seattle, Wash.	47,587
Nov. 11	W	24-3	Oregon	Eugene, Ore.	26,200
Nov. 18	W	31-24	Washington State	Tucson	49,557
Nov. 25	L	17-18	Arizona State	Tucson	58,090

1979 (Won 6, Lost 5, Tied 1; 4-3 Pac-10)

Coach Tony Mason - Captains Jim Krohn, Cleveland Crosby

Sept. 1	W	33-17	Colorado State	Tucson	50,323
Sept. 8	W	22-7	Washington State	Pullman, Wash.	26,753
Sept. 15	L	7-10	California	Tucson	52,124
Sept. 22	T	14-14	Texas Tech (TV)	Tucson	40,476
Sept. 29	W	38-18	San Jose State	Tucson	48,061
Oct. 13	W	24-13	Oregon	Tucson	47,681
Oct. 20	L	10-30	Stanford	Tucson	55,217
Nov. 3	L	7-34	#3 USC	Los Angeles, Calif.	62,054
Nov. 10	L	10-42	San Diego State	San Diego, Calif.	38,581
Nov. 17	W	42-18	Oregon State	Tucson	45,162
Nov. 24	W	27-24	Arizona State	Tempe, Ariz.	70,947
Dec. 25	L	10-16	#10 Pittsburgh (TV)	Tempe, Ariz.	55,347

1980 (Won 5, Lost 6; 3-4 Pac-10)

Coach Larry Smith - Captain Hubie Oliver

Sept. 20	L	13-15	Colorado State	Tucson	48,511
Sept. 27	W	31-24	California	Berkeley, Calif.	41,000
Oct. 4	W	5-3	Iowa	Iowa City, Iowa	59,950
Oct. 11	L	10-27	#2 USC	Tucson	54,789
Oct. 18	L	14-38	Washington State	Tucson	47,132
Oct. 25	L	3-20	#2 Notre Dame	Tucson	56,211
Nov. 1	W	23-17	#2 UCLA	Tucson	42,876
Nov. 8	L	22-45	Washington	Seattle, Wash.	46,279
Nov. 15	W	63-35	Pacific	Tucson	39,576
Nov. 22	W	24-7	Oregon State	Corvallis, Ore.	15,300
Nov. 29	L	7-44	Arizona State (TV)	Tucson	53,108

1981 (Won 6, Lost 5; 4-4 Pac-10)

Coach Larry Smith - Captain Bob Gareeb

Sept. 12	L	18-35	#12 UCLA	Tucson	49,311
Sept. 19	L	13-14	California	Tucson	40,096
Sept. 26	W	37-16	Fullerton State	Tucson	36,279
Oct. 3	W	17-13	Stanford	Tucson	41,110
Oct. 10	W	13-10	#1 USC	Los Angeles, Calif.	56,315
Oct. 17	W	18-14	Oregon	Eugene, Ore.	24,264
Oct. 24	L	19-34	#16 Wash. State	Tucson	50,265
Oct. 31	W	48-15	Texas-El Paso	Tucson	35,642
Nov. 14	W	40-7	Oregon State	Corvallis, Ore.	8,000
Nov. 21	L	17-23	Fresno State	Tucson	38,107
Nov. 28	L	13-24	#18 Arizona State	Tempe, Ariz.	69,714

1982 (Won 6, Lost 4, Tied 1; 4-3-1 Pac-10)

Coach Larry Smith - Captain Al Gross

Sept. 11	W	38-12	Oregon State	Tucson	35,599
Sept. 18	L	13-23	#1 Washington	Tucson	48,984
Sept. 25	L	14-17	Iowa	Tucson	41,353
Oct. 9	T	24-24	#8 UCLA	Pasadena, Calif.	50,133
Oct. 16	W	16-13	#9 Notre Dame	South Bend, Ind.	50,075
Oct. 23	W	55-7	Pacific	Tucson	45,800
Oct. 30	W	34-17	Wash. State (TV)	Pullman, Wash.	27,412
Nov. 6	W	41-27	Stanford	Palo Alto, Calif.	41,789
Nov. 13	L	41-48	#16 USC	Tucson	55,110
Nov. 20	L	7-13	Oregon	Eugene, Ore.	16,489
Nov. 27	W	28-18	#6 Arizona State	Tucson	58,515

1983 (Won 7, Lost 3, Tied 1; 4-3-1 Pac-10)

Coach Larry Smith - Captains Chris Brewer, Ricky Hunley

Sept. 3	W	50-6	Oregon State	Tucson	40,570
Sept. 10	W	38-0	Utah	Tucson	44,904
Sept. 17	W	45-6	Washington State	Pullman, Wash.	25,000
Sept. 24	W	27-10	Fullerton State	Tucson	43,107
Oct. 1	T	33-33	California (TV)	Berkeley, Calif.	40,018
Oct. 8	W	52-21	Colorado State	Tucson	40,309
Oct. 15	L	10-19	Oregon	Tucson	45,233
Oct. 22	L	22-31	Stanford	Palo Alto, Calif.	40,208
Nov. 5	L	22-23	#20 Washington	Tucson	48,808
Nov. 12	W	27-24	UCLA (TV)	Tucson	42,640
Nov. 26	W	17-15	Arizona State	Tempe, Ariz.	70,033

2016 Arizona Football Media Guide

1984 (Won 7, Lost 4; 5-2 Pac-10)

Coach Larry Smith - Captain LaMonte Hunley					
Sept. 1	L	22-27	Fresno State	Tucson	43,477
Sept. 8	W	23-13	California	Tucson	41,244
Sept. 15	W	27-8	Oregon State	Portland, Ore.	25,139
Sept. 22	L	26-27	#12 Louisiana State	Baton Rouge, La.	78,052
Sept. 29	W	31-24	Long Beach State	Tucson	41,910
Oct. 6	W	28-14	#19 Oregon	Tucson	40,848
Oct. 20	L	14-17	#14 USC	Los Angeles, Calif.	65,411
Oct. 27	L	12-28	#1 Washington	Seattle, Wash.	57,467
Nov. 3	W	45-10	Utah State	Tucson	44,225
Nov. 10	W	28-14	Stanford	Tucson	44,836
Nov. 24	W	16-10	Arizona State	Tucson	58,132

1985 (Won 8, Lost 3, Tied 1; 5-2 Pac-10)

Coach Larry Smith - Captain Allan Durden					
Sept. 7	W	23-10	Toledo	Tucson	44,691
Sept. 14	W	12-7	Washington State	Tucson	46,437
Sept. 21	W	23-17	California	Berkeley, Calif.	39,500
Sept. 28	L	13-14	Colorado	Tucson	45,503
Oct. 5	W	28-6	#6 South.Methodist	Tucson	52,114
Oct. 19	W	41-0	San Jose State	Tucson	45,361
Oct. 26	L	17-28	Stanford	Palo Alto, Calif.	40,000
Nov. 2	W	27-6	Oregon State	Corvallis, Ore.	21,384
Nov. 9	L	19-24	#14 UCLA	Tucson	57,779
Nov. 16	W	20-8	Oregon	Tucson	35,779
Nov. 23	W	16-13	#20 (coaches) ASU	Tempe, Ariz.	72,345
			Sun Bowl		
Dec. 28	T	13-13	Georgia	El Paso, Texas	52,203

1986 (Won 9, Lost 3; 5-3 Pac-10)

Coach Larry Smith - Captain Byron Evans					
Sept. 6	W	37-3	Houston	Tucson	52,433
Sept. 13	W	37-10	Colorado State	Tucson	49,003
Sept. 20	W	41-17	Oregon	Eugene, Ore.	28,773
Sept. 27	W	24-21	Colorado (TV)	Boulder, Colo.	41,024
Oct. 11	L	25-32	UCLA (TV)	Pasadena, Calif.	51,279
Oct. 18	W	23-12	Oregon State	Tucson	52,669
Oct. 25	W	33-16	California	Tucson	49,016
Nov. 1	L	13-20	#18 USC	Tucson	55,046
Nov. 8	W	31-6	Washington State	Pullman, Wash.	17,000
Nov. 22	W	34-17	#4 Arizona State (TV)	Tucson	58,267
Nov. 30	L	24-29	Stanford (TV)	Tokyo, Japan	55,000
			Aloha Bowl		
Dec. 27	W	30-21	North Carolina (TV)	Honolulu, Hawaii	26,743

1987 (Won 4, Lost 4, Tied 3; 2-3-3 Pac-10)

Coach Dick Tomey - Captains Chuck Cecil, Randy Kindred, Kevin McKinney, Charles Webb					
Sept. 12	L	14-15	Iowa	Tucson	57,284
Sept. 19	W	20-9	New Mexico	Tucson	46,094
Sept. 26	L	24-34	#13 UCLA	Pasadena, Calif.	55,823
Oct. 3	W	45-7	Bowling Green	Tucson	43,948
Oct. 10	T	23-23	California	Berkeley, Calif.	35,000
Oct. 17	W	31-17	Oregon State	Tucson	48,494
Oct. 24	L	28-45	Washington State	Pullman, Wash.	22,269
Oct. 31	W	23-13	Stanford	Palo Alto, Calif.	34,000
Nov. 7	T	21-21	Washington	Tucson	50,021
Nov. 14	L	10-12	Southern California	Los Angeles, Calif.	51,428
Nov. 28	T	24-24	Arizona State (TV)	Tempe, Ariz.	70,839

1988 (Won 7, Lost 4; 5-3 Pac-10; 5-3 Pac-10)

Coach Dick Tomey - Captains James DeBow, Brad Henke, Bret Holley, Joe Tofflemire					
Sept. 3	W	24-13	Oregon State	Corvallis, Ore.	23,142
Sept. 10	W	35-19	Texas Tech	Tucson	46,334
Sept. 17	L	10-28	#4 Oklahoma	Norman, Okla.	75,004
Sept. 24	W	55-0	Eastern Michigan	Tucson	46,532
Oct. 1	L	15-38	#3 Southern Cal (TV)	Tucson	52,314
Oct. 15	W	45-28	#20 Wash.St. (TV)	Tucson	48,287
Oct. 22	L	3-24	#1 UCLA (TV)	Tucson	49,922
Oct. 29	L	7-10	California (TV)	Tucson	47,182
Nov. 5	W	16-13	Washington	Seattle, Wash.	65,504
Nov. 12	W	41-27	Oregon (TV)	Tucson	40,367
Nov. 26	W	28-18	Arizona State (TV)	Tucson	56,978

1989 (Won 8, Lost 4; 5-3 Pac-10)

Coach Dick Tomey - Captain Kevin Singleton					
Sept. 2	W	19-3	Stanford (TV)	Tucson	48,712
Sept. 9	L	14-24	Texas Tech	Lubbock, Tex.	35,940
Sept. 16	W	6-3	#6 Oklahoma	Tucson	50,931
Sept. 23	W	20-17	#11 Washington (TV)	Tucson	50,935
Sept. 30	L	10-16	Oregon (TV)	Eugene, Ore.	39,631
Oct. 14	W	42-7	#22 UCLA (TV)	Tucson	51,562
Oct. 21	W	23-21	#15 Wash.State	Pullman, Wash.	36,090
Oct. 28	W	38-14	Pacific	Tucson	46,449
Nov. 4	L	28-29	California (TV)	Berkeley, Calif.	29,000
Nov. 11	L	3-24	#9 Southern Cal (TV)	Tucson	52,606
Nov. 25	W	28-10	Arizona State	Tempe, Ariz.	74,926
			Copper Bowl		
Dec. 31	W	17-10	N. Carolina State (TV)	Tucson	37,237

1990 (Won 7, Lost 5; 5-4 Pac-10)

Coach: Dick Tomey - Captains: Darryll Lewis, Gary Coston, Kevin Singleton, Rick Warren					
Sept. 8	W	28-16	#11 Illinois	Tucson	53,330
Sept. 15	W	25-10	New Mexico	Albuquerque, N.M.	26,472
Sept. 22	W	22-17	#23 (coaches) Ore	Tucson	53,283
Sept. 29	L	25-30	California (TV)	Tucson	52,731
Oct. 6	W	28-21	UCLA (TV)	Pasadena, Calif.	50,156
Oct. 13	L	21-35	Oregon State	Corvallis, Ore.	21,623
Oct. 20	W	35-26	#15 USC (TV)	Los Angeles, Calif.	68,212
Oct. 27	W	42-34	Washington St. (TV)	Tucson	55,520
Nov. 3	L	10-54	#5 Washington (TV)	Seattle, Wash.	70,111
Nov. 10	L	10-23	Stanford	Tucson	52,609
Nov. 24	W	21-17	Arizona State (TV)	Tucson	57,112
			Aloha Bowl		
Dec. 25	L	0-28	Syracuse (TV)	Honolulu, Hawaii	32,217

1991 (Won 4, Lost 7; 3-5 Pac-10)

Coach Dick Tomey - Captains John Fina, Craig Gilbert, Bobby Roland					
Sept. 7	L	14-38	#2 Ohio State (TV)	Columbus, Ohio	92,743
Sept. 14	W	28-23	Stanford (TV)	Tucson	43,055
Sept. 21	L	21-23	#24 California (TV)	Tucson	46,715
Sept. 28	W	45-21	Long Beach State	Tucson	46,334
Oct. 5	L	0-54	#3 Washington (TV)	Seattle, Wash.	72,495
Oct. 12	L	14-54	UCLA	Los Angeles, Calif.	45,944
Oct. 26	L	9-36	#2 Miami, Fla.	Tucson	53,349
Nov. 2	W	45-21	Oregon State	Tucson	42,082
Nov. 9	L	27-40	Washington State	Pullman, Wash.	21,520
Nov. 16	W	31-14	Southern Cal. (TV)	Tucson	41,053
Nov. 23	L	14-37	Arizona State	Tempe, Ariz.	73,427

1992 (Won 6, Lost 5, Tied 1; 4-3-1 Pac-10)

Coach: Dick Tomey - Captains: Heath Bray, Richard Maddox, George Malauulu, Ty Parten					
Sept. 5	W	49-3	Utah State	Tucson	37,239
Sept. 12	L	20-23	Washington St. (TV)	Tucson	39,112
Sept. 19	T	14-14	Oregon State	Corvallis, Ore.	25,107
Sept. 26	L	7-8	#1 Miami	Miami, Fla.	47,049
Oct. 3	W	23-3	#11 UCLA (TV)	Tucson	50,708
Oct. 17	W	21-6	#8 Stanford	Palo Alto, Calif.	47,217
Oct. 24	W	24-17	California (TV)	Berkeley, Calif.	46,000
Oct. 31	W	30-0	New Mexico State	Tucson	38,463
Nov. 7	W	16-3	#1 Washington (TV)	Tucson	58,510
Nov. 14	L	7-14	#18 USC (TV)	Los Angeles, Calif.	53,849
Nov. 21	L	6-7	Arizona State	Tucson	58,095
			John Hancock Bowl		
Dec. 31	L	15-20	Baylor (TV)	El Paso, Texas	41,622

1993 (Won 10, Lost 2; 6-2 Pac-10)

Coach Dick Tomey - Captains Brant Boyer, Billy Johnson, Jey Phillips					
Sept. 4	W	24-6	Texas-El Paso	Tucson	44,414
Sept. 11	W	16-13	Pacific	Tucson	42,292
Sept. 18	W	16-14	Illinois	Champaign, Ill.	51,110
Sept. 25	W	33-0	Oregon State	Corvallis, Ore.	27,215
Oct. 2	W	38-7	Southern Cal (TV)	Tucson	56,075
Oct. 16	W	27-24	Stanford (TV)	Tucson	57,799
Oct. 23	W	9-6	#25 WSU (TV)	Tucson	46,675
Oct. 30	L	17-37	#15 UCLA (TV)	Pasadena, Calif.	66,656
Nov. 6	W	31-10	Oregon	Tucson	57,309
Nov. 13	L	20-24	California (TV)	Berkeley, Calif.	35,000
Nov. 26	W	34-20	Arizona State (TV)	Tempe, Ariz.	73,115
			IBM OS/2 Fiesta Bowl		
Jan. 1	W	29-0	#10 Miami (Fla.) (TV)	Tempe, Ariz.	72,260

1994 (Won 8, Lost 4; 6-2 Pac-10)

Coach Dick Tomey - Captains Ontiwaun Carter, Sean Harris, Steve McLaughlin, Warner Smith					
Sept. 1	W	19-14	Georgia Tech (TV)	Atlanta, Ga.	45,112
Sept. 10	W	44-0	New Mexico State	Tucson	52,889
Sept. 24	W	34-10	Stanford (TV)	Palo Alto, Calif.	42,593
Oct. 1	W	30-10	Oregon State	Tucson	54,245
Oct. 8	L	16-21	#23 Colorado State	Tucson	56,534
Oct. 15	W	10-7	#20 Wash.St. (TV)	Pullman, Wash.	37,600
Oct. 22	W	34-24	UCLA (TV)	Tucson	58,817
Oct. 29	L	9-10	Oregon (TV)	Eugene, Ore.	36,760
Nov. 5	W	13-6	California	Tucson	58,374
Nov. 12	L	28-45	#17 USC (TV)	Los Angeles, Calif.	61,264
Nov. 25	W	28-27	Arizona State (TV)	Tucson	58,810
			Freedom Bowl		
Dec. 27	L	13-16	#14 Utah (TV)	Anaheim, Calif.	27,477

#Forever65

1995 (Won 6, Lost 5; 4-4 Pac-10)

Coach Dick Tomey • Captains Tedy Bruschi, Brandon Sanders, Dan White

Sept. 2	W	41-9	Pacific	Tucson	48,434
Sept. 7	W	20-19	Georgia Tech (TV)	Tucson	46,786
Sept. 16	L	7-9	Illinois (TV)	Champaign, Ill.	57,134
Sept. 23	L	10-31	#5 Southern Cal (TV)	Tucson	58,503
Sept. 30	W	20-15	California (TV)	Tucson	44,564
Oct. 14	L	10-17	UCLA (TV)	Los Angeles, Calif.	43,798
Oct. 21	L	17-31	Washington	Tucson	58,471
Oct. 28	W	24-14	Washington St. (TV)	Pullman, Wash.	32,924
Nov. 4	W	14-9	Oregon State (TV)	Corvallis, Ore.	22,913
Nov. 11	L	13-17	Oregon (TV)	Tucson	53,736
Nov. 24	W	31-28	Arizona State (TV)	Tempe, Ariz.	67,606

1996 (Won 5, Lost 6; 3-5 Pac-10)

Coach Dick Tomey • Captains Joe Salave'a, Armon Williams, Richard Dice

Aug. 31	W	23-3	Texas-El Paso	Tucson	40,388
Sept. 7	L	20-21	Iowa (TV)	Iowa City, Iowa	68,267
Sept. 14	W	41-0	Illinois (TV)	Tucson	43,012
Sept. 21	L	17-31	#24 Washington (TV)	Seattle, Wash.	73,414
Oct. 5	W	34-26	Washington St.	Tucson	47,405
Oct. 12	L	7-14	Southern Cal (TV)	Los Angeles, Calif.	51,088
Oct. 26	W	33-7	Oregon State	Tucson	43,716
Nov. 2	L	55-56	California [4 OT]	Berkeley, Calif.	35,000
Nov. 9	L	31-49	Oregon	Eugene, Ore.	40,721
Nov. 16	W	35-17	UCLA	Tucson	47,171
Nov. 23	L	14-56	Arizona State	Tucson	59,920

1997 (Won 7, Lost 5; 4-4 Pac-10)

Coach Dick Tomey • Captains Rusty James, Jimmy Sprotte, Rodney Williams

Sept. 4	L	9-16	Oregon (TV)	Eugene, Ore.	38,035
Sept. 13	W	24-10	Alabama-Birmingham	Tucson	36,309
Sept. 20	L	20-26	#9 Ohio State (TV)	Columbus, Ohio	91,152
Sept. 27	L	27-40	#24 UCLA (TV)	Pasadena, Calif.	50,188
Oct. 4	W	31-28	San Diego State	Tucson	39,195
Oct. 11	W	28-22	#16 Stanford (TV)	Tucson	40,273
Oct. 18	L	28-58	#10 Washington (TV)	Tucson	50,585
Oct. 25	L	34-35 OT	#10 Wash. St. (TV)	Pullman, Wash.	31,137
Nov. 8	W	27-7	Oregon State	Tucson	39,754
Nov. 15	W	41-38 OT	California (TV)	Tucson	37,111
Nov. 28	W	28-16	#12 Ariz. State (TV)	Tempe, Ariz.	73,682
Dec. 27	W	20-14	New Mexico (TV)	Tucson	49,385

1998 (Won 12, Lost 1; 7-1 Pac-10)

Coach Dick Tomey • Captains Chris McAllister, Kelvin Eafon, Barrett Baker

Sept. 3	W	27-6	Hawaii (ESPN2)	Honolulu, Hawaii	38,745
Sept. 12	W	31-14	Stanford (KTTU)	Stanford, Calif.	30,096
Sept. 19	W	35-11	Iowa (FOX Sports Net)	Tucson	52,634
Sept. 24	W	35-16	San Diego State (ESPN)	San Diego, Calif.	23,811
Oct. 3	W	31-28	#20 Washington (FSN)	Seattle, Wash.	71,469
Oct. 10	L	28-52	#5 UCLA (Fox Sports)	Tucson	58,738
Oct. 17	W	28-7	Ore. State (KTTU)	Corvallis, Ore.	30,231
Oct. 24	W	45-7	Northeast La. (KTTU)	Tucson	39,218
Oct. 31	W	38-3	#12 Oregon (FSN synd.)	Tucson	44,931
Nov. 7	W	41-7	Washington St. (KTTU)	Tucson	47,761
Nov. 14	W	27-23	California (FS synd.)	Berkeley, Calif.	36,500
Nov. 27	W	50-42	Arizona State (Fox Net)	Tucson	57,953
Dec. 30	W	23-20	#9 Nebraska (ESPN)	San Diego, Calif.	65,354

1999 (Won 6, Lost 6; 3-5 Pac-10)

Coach Dick Tomey • Captains Dennis Northcutt, Marcus Bell, DaShon Polk

Aug. 28	L	7-41	#3 Penn State (ABC)	University Park, Pa.	97,168
Sept. 5	W	35-31	Texas Christian (FSN)	Fort Worth, Texas	34,612
Sept. 11	W	34-19	Middle Tennessee (FSNA)	Tucson	48,573
Sept. 18	L	22-50	Stanford (FSN)	Tucson	47,273
Sept. 25	W	30-24	Washington St. (FNSA)	Pullman, Wash.	26,787
Oct. 9	W	31-24	#22 Southern Cal (ABC)	Tucson	51,418
Oct. 16	W	34-21	Texas-El Paso (FSNA)	Tucson	47,776
Oct. 23	L	41-44	Oregon (FSN)	Tucson	55,251
Oct. 30	W	33-7	UCLA (FSNA)	Los Angeles	42,612
Nov. 6	L	25-33	Washington (ABC)	Tucson	56,614
Nov. 13	L	20-28	Oregon State (FSN)	Corvallis, Ore.	33,314
Nov. 27	L	27-42	Arizona State (ABC)	Tempe, Ariz.	68,102

2000 (Won 5, Lost 6; 3-5 Pac-10)

Coach Dick Tomey • Captains Adrian Koch, Joe Tafoya, Ortege Jenkins

Sept. 2	W	17-3	Utah (ESPN2)	Salt Lake City, Utah	41,352
Sept. 9	L	17-27	#18 Ohio State (FSN)	Tucson	57,367
Sept. 16	W	17-3	San Diego St. (KWBA)	Tucson	44,973
Sept. 30	W	27-3	Stanford (WB/FSNA)	Stanford, Calif.	31,165
Oct. 7	W	31-15	#22 Southern Cal (ABC)	Los Angeles, Calif.	49,342
Oct. 14	W	53-47 OT3	Washington St. (KWBA)	Tucson	50,350
Oct. 21	L	10-14	#7 Oregon (FSN)	Eugene, Ore.	45,950
Oct. 28	L	24-27	UCLA (ABC)	Tucson	45,540
Nov. 4	L	32-35	#8 Washington (ABC)	Seattle, Wash.	70,411
Nov. 11	L	9-33	#10 Oregon State (FSN)	Tucson	44,109
Nov. 24	L	17-30	Arizona State (FSN)	Tucson	54,297

2001 (Won 5, Lost 6; 2-6 Pac-10)

Coach John Mackovic • Captains S.Grace, Brandon Nash, Anthony Thomas

Aug. 30	W	23-10	at San Diego State (ESPN2)	San Diego	28,366
Sept. 8	W	36-29	Idaho (FSNA)	Tucson	44,250
Sept. 22	W	38-21	Nevada-Las Vegas (KWBA)	Tucson	47,031
Sept. 29	L	21-48	*Washington State (KWBA)	Tucson	42,729
Oct. 6	L	28-63	#8 *Oregon (FSN)	Tucson	45,258
Oct. 13	L	3-38	*at Oregon State (FSN)	Corvallis, Ore.	36,619
Oct. 20	L	28-31	*at #15 Wash. (FSN Syn)	Seattle	71,108
Oct. 27	L	34-41	*USC (FSN Syn)	Tucson	46,399
Nov. 3	W	38-24	*at Cal KWBA (FSNA)	Berkeley, Calif.	26,222
Nov. 10	L	37-51	*Stanford (ABC West)	Tucson	40,632
Nov. 23	W	34-21	*at Arizona State (FSN)	Tempe, Ariz.	55,831

2002 (Won 4, Lost 8; 1-7 Pac-10)

Coach John Mackovic • L.Briggs, J.Johnson, M.Freitas, B.Wade, J.Worcester

Aug. 31	W	37-3	Northern Arizona (FSNA)	Tucson	48,446
Sept. 14	W	23-17	Utah (FSNA)	Tucson	44,243
Sept. 21	L	10-31	at #22 Wisconsin (ESPN2)	Madison, Wis.	78,582
Sept. 28	W	14-9	North Texas	Tucson	37,917
Oct. 5	L	14-31	#8 Oregon (FSN)	Tucson	47,356
Oct. 12	L	28-32	at #22 Washington (FSNA)	Seattle	71,016
Oct. 17	L	6-16	at Stanford (FSNA-KWBA)	Palo Alto	33,800
Oct. 26	L	13-21	#9 Washington State (FSN)	Tucson	46,462
Nov. 2	L	3-38	at Oregon State (FSNA)	Corvallis, Ore.	36,644
Nov. 9	L	7-37	UCLA (FSNA)	Tucson	43,613
Nov. 16	W	52-41	at California	Berkeley	28,808
Nov. 29	L	20-34	Arizona State (FSN)	Tucson	47,005

2003 (Won 2, Lost 10; 1-7 Pac-10)

Coach John Mackovic/Mike Hankwitz • R. Sampay, C. Hardt, G. Love

Aug. 30	W	42-7	UTEP	Tucson	40,264
Sept. 6	L	13-59	#13 LSU (TBS national)	Tucson	46,110
Sept. 13	L	10-48	Oregon (TBS national)	Tucson	40,462
Sept. 20	L	7-59	#25 Purdue	W. Lafayette	52,310
Sept. 27	L OT	10-13	#19 TCU (FSNA-KWBA)	Tucson	40,515
Oct. 4	L	7-30	#14 Washington St. (FSNA)	Pullman, Wash.	34,923
Oct. 11	L	21-24	UCLA (FSN)	Tucson	44,481
Oct. 25	L	14-42	California	Berkeley, Calif.	33,249
Nov. 1	L	23-52	Oregon State (FSNA)	Corvallis, Ore.	36,168
Nov. 8	W	27-22	Washington (FSNA)	Tucson	48,319
Nov. 15	L	0-45	#2 USC (TBS national)	Tucson	39,201
Nov. 28	L	7-28	Arizona State (FSN)	Tempe, Ariz.	55,498

2004 (Won 3, Lost 8; 2-6 Pac-10)

Coach Mike Stoops • Captains: Darrell Brooks, Mike Bell, Steve Fleming,

Andre Torrey, Keoki Fraser, Carlos Williams

Sept. 4	W	21-3	Northern Arizona (FSNAZ)	Tucson	49,741
Sept. 11	L	6-23	#17 Utah (FSNAZ)	Tucson	52,790
Sept. 18	L	7-9	#20 Wisconsin (FSN)	Tucson	50,275
Oct. 2	L	19-20	Washington State (ABC)	Tucson	43,579
Oct. 9	L	17-31	at UCLA	Los Angeles	57,638
Oct. 16	L	14-28	at Oregon	Eugene, Ore.	58,237
Oct. 23	L	0-38	#7 California	Tucson	52,049
Oct. 30	L	14-28	Oregon State	Tucson	47,245
Nov. 6	W	23-13	at Washington	Seattle	63,225
Nov. 13	L	9-49	at #1 USC (FSN)	Los Angeles	80,167
Nov. 26	W	34-27	#18 Arizona State (FSN)	Tucson	55,095

2005 (Won 3, Lost 8; 2-6 Pac-10)

Coach Mike Stoops • Captains: Darrell Brooks, Mike Bell, Gilbert Harris, Kili Lefotu (*results of game below later vacated by NCAA)

Sept. 2	L	24-27	at Utah (ESPN)	Salt Lake City	45,528
Sept. 10	W	31-12	Northern Arizona (FSNAZ)	Tucson	55,728
Sept. 17	L	24-31	#12 Purdue	Tucson	56,400
Oct. 1	L	0-28	at #12 California (TBS)	Berkeley, Calif.	55,944
Oct. 8	L	21-42	at #1 USC (FSN)	Los Angeles	90,221
Oct. 15	L	16-20	Stanford	Tucson	54,216
Oct. 22	L	21-28	#15 Oregon	Tucson	48,052
Oct. 29	W	29-27	at Oregon State	Corvallis, Ore.	40,759
Nov. 5	W	52-14	#7 UCLA (FSNW2)	Tucson	55,775
Nov. 12	L	14-38	Washington (FSNAZ)	Tucson	52,505
Nov. 25	L	20-23	at Arizona State (FSN)	Tempe, Ariz.	67,635

2006 (Won 6, Lost 6; 4-5 Pac-10)

Coach Mike Stoops • Captains: Antoine Cason, Syndric Steptoe, Spencer Larsen, Michael Johnson

Sept. 2	W	16-13	Brigham Young (TBS)	Tucson	58,450
Sept. 9	L	3-45	at #8 LSU (ESPN2)	Baton Rouge	92,221
Sept. 16	W	28-10	Stephen F. Austin (FSNA)	Tucson	47,402
Sept. 23	L	3-20	#3 USC (ABC)	Tucson	58,801
Sept. 30	L	10-21	Washington	Tucson	55,409
Oct. 7	L	7-27	at UCLA (FSNA)	Pasadena, Calif.	65,644
Oct. 14	W	20-7	at Stanford	Palo Alto, Calif.	39,317
Oct. 21	L	10-17	Oregon State	Tucson	57,113
Nov. 4	W	27-17	at #25 WSU	Pullman, Wash.	35,117
Nov. 11	W	24-20	#8 California (ABC)	Tucson	55,519
Nov. 18	W	37-10	at Oregon (FSNA)	Eugene, Ore.	58,029
Nov. 25	L	14-28	Arizona State (FSN)	Tucson	57,895

2016 Arizona Football Media Guide

2007 (Won 5, Lost 7; 4-5 Pac-10)

Coach: Mike Stoops • Captains: Antoine Cason, Spencer Larsen, Eben Britton, Willie Tuitama, Anthony Johnson

Sept. 1	L	7-20	Brigham Young (Versus)	Provo, Utah	64,525
Sept. 8	W	45-24	Northern Arizona	Tucson	52,638
Sept. 16	L	27-29	New Mexico (FSNA)	Tucson	51,996
Sept. 22	L	27-45	#8 Cal (Versus)	Berkeley, Calif.	56,021
Sept. 29	W	48-20	Washington St. (FSNA)	Tucson	50,945
Oct. 6	L	16-31	Oregon State	Corvallis, Ore.	40,489
Oct. 13	L	13-20	#10 USC (ABC)	Los Angeles	84,671
Oct. 20	L	20-21	Stanford (FSNA)	Tucson	55,270
Oct. 27	W	48-41	Washington (FSNA-syn)	Seattle	61,124
Nov. 3	W	34-27	UCLA (ABC)	Tucson	51,727
Nov. 15	W	34-24	#20 Oregon (ESPN)	Tucson	50,387
Dec. 1	L	17-20	#13 Arizona State (ESPN2)	Tempe, Ariz.	71,706

2008 (Won 8, Lost 5; 5-4 Pac-10)

Coach: Mike Stoops • Capt: Eben Britton, Nate Ness, Ronnie Palmer, Mike Thomas, Willie Tuitama

Aug. 31	W	70-0	Idaho	Tucson	47,511
Sept. 6	W	41-16	Toledo	Tucson	50,939
Sept. 13	L	28-36	New Mexico (CBSC)	Albuquerque	32,337
Sept. 20	W	31-10	UCLA (FSN)	Pasadena, Calif.	65,434
Oct. 4	W	48-14	Washington (Versus)	Tucson	55,624
Oct. 11	L	23-24	Stanford	Palo Alto, Calif.	30,689
Oct. 18	W	42-27	#25 California (FSNA)	Tucson	48,372
Oct. 25	L	10-17	#6 USC (FSN)	Tucson	57,427
Nov. 8	W	59-28	Washington State	Pullman, Wash.	24,118
Nov. 15	L	45-55	Oregon (FSAZ)	Eugene, Ore.	58,368
Nov. 22	L	17-19	#22 Oregon State (Vs)	Tucson	48,503
Dec. 6	W	31-10	Arizona State (ESPN)	Tucson	58,704
Dec. 20	W	31-21	#17 BYU (ESPN)	Las Vegas	40,047

2009 (Won 8, Lost 5; 6-3 Pac-10)

Coach: Mike Stoops • Captains: Cam Nelson, Earl Mitchell, Terrell Turner, Colin Baxter

Sept. 5	W	19-6	Central Michigan (KWBA)	Tucson	51,683
Sept. 12	W	34-17	Northern Arizona (KGUN)	Tucson	50,623
Sept. 19	L	17-27	at Iowa (ABC/ESPN2)	Iowa City, Iowa	70,585
Sept. 26	W	37-32	at Oregon State (Versus)	Corvallis, Ore.	42,119
Oct. 10	L	33-36	at Washington (FSAZ)	Seattle	61,621
Oct. 17	W	43-38	Stanford (Versus)	Tucson	53,479
Oct. 24	W	27-13	UCLA (FSAZ)	Tucson	51,440
Nov. 7	W	48-7	Washington State (FCS)	Tucson	50,242
Nov. 14	L	16-24	at California (Versus)	Berkeley, Calif.	53,347
Nov. 21	L	41-44 (20T)	#11 Oregon (ABC)	Tucson	57,863
Nov. 28	W	20-17	at Arizona State (ABC)	Tempe, Ariz.	55,989
Dec. 5	W	21-17	at #20 USC (ABC)	Los Angeles	83,753
Dec. 30	L	0-33	vs. #20 Nebraska (ESPN)	San Diego	64,607

2010 (Won 7, Lost 6; 4-5 Pac-10)

Coach: Mike Stoops • Captains: Colin Baxter, Nick Foles, Lolomana Mikaele, Brooks Reed

Sept. 3	W	41-2	at Toledo (ESPN)	Toledo	25,907
Sept. 11	W	52-6	The Citadel (KWBA)	Tucson	54,814
Sept. 18	W	34-27	#9 Iowa (ESPN)	Tucson	57,864
Sept. 25	W	10-9	California (KWBA)	Tucson	50,906
Oct. 9	L	27-29	Oregon State (Versus)	Tucson	56,054
Oct. 16	W	24-7	at Wash State (Versus)	Pullman, Wash.	23,955
Oct. 23	W	44-14	Washington (ESPN)	Tucson	56,244
Oct. 30	W	29-21	at UCLA (FSN)	Pasadena, Calif.	53,408
Nov. 6	L	17-42	at #10 Stanford (ABC)	Palo Alto, Calif.	43,506
Nov. 13	L	21-24	USC (ABC)	Tucson	54,722
Nov. 26	L	29-48	at #1 Oregon (ESPN)	Eugene, Ore.	59,990
Dec. 2	L	29-30	Arizona State (ESPN)	Tucson	56,253
Dec. 29	L	10-36	#14 Oklahoma State (ESPN)	San Antonio	57,593

2011 (Won 4, Lost 8; 2-7 Pac-12) % First Pac-12 Game

Coach: Mike Stoops/Tim Kish • Captains: Keola Antolin, Nick Foles, Robert Golden, Paul Vassallo, Trevin Wade

Sept. 3	W	41-10	NAU (FSAZ)	Tucson	51,761
Sept. 8	L	14-37	at #9 Okla State (ESPN)	Stillwater	54,654
Sept. 17	L	10-37	#6 Stanford (ESPN) %	Tucson	49,636
Sept. 24	L	31-56	#10 Oregon (ESPN2)	Tucson	56,096
Oct. 1	L	41-48	at USC (FSN)	Los Angeles	63,707
Oct. 8	L	27-37	at Oregon State (FCS Pac)	Corvallis	40,403
Oct. 20	W	48-12	UCLA (ESPN Thursday)	Tucson	46,656
Oct. 29	L	31-42	at Washington (FSN)	Seattle	59,825
Nov. 5	L	21-34	Utah (KWBA/FSAZ+)	Tucson	50,839
Nov. 12	L	29-48	at Colorado (FCS Pac)	Boulder	48,111
Nov. 19	W	31-27	at ASU (FSAZ)	Tempe	72,694
Nov. 26	W	45-37	Louisiana	Tucson	38,819

2012 (Won 8, Lost 5; 4-5 Pac-12)

Coach: Rich Rodriguez • Captains: Trace Biskin, Kyle Quinn, Matt Scott, Jake Fischer

Sept. 1	W	24-17 OT	Toledo (ESPN)	Tucson	48,670
Sept. 8	W	59-38	#19 Oklahoma State (P12N)	Tucson	45,602
Sept. 15	W	56-0	South Carolina State (P12N)	Tucson	43,919
Sept. 22	L	0-49	#3 Oregon (ESPN)	Eugene	58,334
Sept. 29	L	35-38	#18 Oregon State (P12N)	Tucson	44,153
Oct. 6	L	48-54 OT	#18 Stanford (FOX)	Palo Alto	48,204
Oct. 20	W	52-17	Washington (P12N)	Tucson	50,148
Oct. 27	W	39-36	#10 USC (ESPN/ABC)	Tucson	47,822
Nov. 3	L	10-66	#25 UCLA (P12N)	Pasadena	81,673
Nov. 10	W	56-31	Colorado (FX)	Tucson	51,236
Nov. 17	W	34-24	Utah (ESPN)	Salt Lake City	45,031
Nov. 23	L	34-41	Arizona State (ESPN)	Tucson	51,901
Dec. 15	W	49-48	Gildan New Mexico Bowl Nevada (ESPN)	Albuquerque	24,610

2013 (Won 8, Lost 5; 4-5 Pac-12)

Coach: Rich Rodriguez • Captains: Jake Fischer, Terrence Miller, Sione Tuihalamaka

Aug. 30	W	35-0	NAU (Pac-12 Networks)	Tucson	53,793
Sept. 7	W	58-13	UNLV (CBS Sports)	Las Vegas	26,950
Sept. 14	W	38-13	UTSA (Pac-12 Networks)	Tucson	41,661
Sept. 28	L	13-31	#16 Washington (FOX)	Seattle	65,815
Oct. 10	L	31-38	USC (FOX Sports 1)	Los Angeles	64,215
Oct. 19	W	35-24	Utah (Pac-12 Networks)	Tucson	50,871
Oct. 26	W	44-20	Colorado (Pac-12 Networks)	Boulder	38,679
Nov. 2	W	33-28	California (Pac-12 Networks)	Berkeley	41,874
Nov. 9	L	26-31	#16 UCLA (ESPN)	Tucson	51,531
Nov. 16	L	17-24	Washington State (Pac-12 Networks)	Tucson	42,080
Nov. 23	W	42-16	#5 Oregon (ABC/ESPN2)	Tucson	45,777
Nov. 30	L	21-58	#13 Arizona State (ESPN)	Tempe	72,542
Dec. 31	W	42-19	AdvoCare V100 Bowl Boston College (ESPN)	Shreveport	36,917

2014 (Won 10, Lost 4; 7-2 Pac-12)

Coach: Rich Rodriguez • Captains: Steven Gurrola, Austin Hill, Dan Pettinato, Jared Tevis

Aug. 29	W	58-13	UNLV (ESPN)	Tucson	50,103
Sept. 4	W	26-23	at UTSA (FOX Sports 1)	San Antonio	33,472
Sept. 13	W	35-28	Nevada (Pac-12 Networks)	Tucson	48,504
Sept. 20	W	49-45	California (Pac-12 Networks)	Tucson	45,595
Oct. 2	W	31-24	at #2 Oregon (ESPN)	Eugene	56,032
Oct. 11	L	26-28	USC (ESPN2)	Tucson	56,754
Oct. 25	W	59-37	at Washington State (Pac-12 Networks)	Pullman	32,952
Nov. 1	L	7-17	at #25 UCLA (ESPN)	Pasadena	80,246
Nov. 8	W	38-20	Colorado (Pac-12 Networks)	Tucson	50,177
Nov. 15	W	27-26	Washington (FOX)	Tucson	47,757
Nov. 22	W	42-10	at #20 Utah (ESPN)	Salt Lake City	45,824
Nov. 28	W	42-35	#13 Arizona State (FOX)	Tucson	56,083
Dec. 5	L	13-51	#3 Oregon (FOX)	Santa Clara	45,618
Dec. 31	L	30-38	VIZIO Fiesta Bowl #21 Boise State (ESPN)	Glendale	66,896

2015 (Won 7, Lost 6; 3-6 Pac-12)

Coach: Rich Rodriguez • Captains: Cayman Bundage; Reggie Gilbert, Will Parks, Casey Skowron

Sept. 3	W	42-32	UTSA (Pac-12 Networks)	Tucson	51,111
Sept. 12	W	44-20	at Nevada (CBS Sports Network)	Reno	24,355
Sept. 19	W	77-13	NAU (Pac-12 Networks)	Tucson	51,494
Sept. 26	L	30-56	#9 UCLA (ABC)	Tucson	56,004
Oct. 3	L	17-55	at #18 Stanford (Pac-12 Networks)	Palo Alto	46,628
Oct. 10	W	44-7	Oregon State (FS1)	Tucson	52,987
Oct. 17	W	38-31	at Colorado (FS1)	Boulder	39,666
Oct. 24	L	42-45	Washington State (Pac-12 Networks)	Tucson	47,847
Oct. 31	L	3-49	at Washington (FS1)	Seattle	56,749
Nov. 7	L	30-38	at USC (ESPN)	Los Angeles	76,309
Nov. 14	W	37-30 (OT)	#10 Utah (FS1)	Tucson	48,912
Nov. 21	L	37-52	at Arizona State (FS1)	Tempe	64,885
Dec. 19	W	45-37	Gildan New Mexico Bowl at New Mexico (ESPN)	Albuquerque	30,289

Arizona on Television (1963-2011; Pac-12 Networks created prior to 2012 season)

Year	Date	Opponent	Score	Att.	Network
1963	Oct. 19	Oregon	12-28	18,564	CBS
1964	Oct. 31	at Air Force	0-7	32,325	NBC
1965	Sept. 18	at Utah	16-9	11,063	NBC
1968	Dec. 28	Auburn (Sun Bowl)	10-34	32,302	CBS
1969	Sept. 20	at Wyoming	7-23	20,400	ABC
1970	Dec. 5	at Arizona State (N)	6-10	38,500	ABC
1971	Oct. 2	Texas Tech	10-13	31,000	ABC
1972	Oct. 14	at New Mexico	27-15	15,672	ABC
1973	Oct. 27	Utah	42-21	34,219	ABC
1974	Oct. 26	Brigham Young	13-37	34,116	ABC
1977	Sept. 17	San Diego State	14-21	42,135	ABC
1977	Nov. 25*	at Arizona State (N)	7-23	56,326	ABC
1979	Sept. 22	Texas Tech (AM)	14-14	40,476	ABC
1979	Dec. 25	# Pittsburgh (Fiesta Bowl)	10-16	55,347	NBC
1980	Nov. 29	Arizona State	7-44	53,108	ABC
1982	Oct. 30	at Washington State	34-17	27,412	ABC
1983	Oct. 1	at California	33-33	40,018	ABC
1983	Nov. 26	at Arizona State	17-15	70,033	CBS
1985	Dec. 28	# Georgia (Sun Bowl)	13-13	52,203	CBS

#Forever65

1986	Sept. 27	at Colorado (AM)	24-21	41,024	Raycom	Nov. 27	#at Arizona State	27-42	68,102	ABC	
	Oct. 11	at UCLA (AM)	25-32	51,279	CBS	2000	Sept. 2	#at Utah	17-3	41,352	ESPN2
	Nov. 22	# Arizona State	34-17	58,267	CBS		Sept. 9	#Ohio State	17-27	57,367	FSN
	Nov. 30	# Stanford (Tokyo, Japan)	24-29	55,000	ESPN		Oct. 7	at Southern California	31-15	49,342	ABC
	Dec. 27	# North Carolina (Aloha Bowl)(AM)	30-21	26,793	ABC		Oct. 21	#at Oregon	10-14	45,950	FSN
1987	Nov. 28	# at Arizona State	23-23	70,839	ABC		Oct. 28	UCLA	24-27	45,540	ABC
1988	Oct. 1	Southern California (N)	16-38	53,314	Pac-10		Nov. 4	at Washington	32-35	70,411	ABC
	Oct. 15	Washington State (N)	45-28	48,287	Pac-10		Nov. 11	#Oregon State	9-33	44,109	FSN
	Oct. 22	UCLA	3-24	49,922	ABC		Nov. 24	#Arizona State (\$)	17-30	54,297	FSN
	Oct. 29	California (N)	7-10	47,182	Pac-10		Also: FSN AZ - SDSU, at Stanford, WSU				
	Nov. 12	Oregon (N)	41-27	40,367	Pac-10	2001	Aug. 30	#at San Diego State(\$*)	23-10	28,386	ESPN2
	Nov. 26	Arizona State (T)	28-18	56,978	Pac-10		Oct. 6	#Oregon (N)	28-63	45,258	FSN
1989	Sept. 2	Stanford (N)	19-3	48,712	Prime		Oct. 13	#at Oregon State	3-38	36,619	FSN
	Sept. 23	Washington (N)	20-17	50,935	Prime		Oct. 20	at Washington	28-31	71,108	FSN
	Sept. 30	at Oregon	10-16	39,631	Prime		Oct. 27	Southern California	34-41	46,399	FSN
	Oct. 14	UCLA	42-7	51,562	ABC		Nov. 10	Stanford	37-51	40,632	ABC
	Nov. 4	at California	28-29	29,000	ABC		Nov. 23	#at Arizona State (\$)	34-21	55,831	FSN
	Nov. 11	Southern California	3-24	52,606	ABC		Also: FSN AZ - Idaho, UNLV, WSU, at California				
	Dec. 31	# NCState (Copper Bowl-N)	17-10	37,237	Turner	2002	Sept. 21	#at Wisconsin (AM)	10-31	78,582	ESPN2
1990	Sept. 29	California	25-30	52,731	Prime		Oct. 5	#Oregon (N)	14-31	47,356	FSN
	Oct. 6	at UCLA	28-27	50,156	ABC		Oct. 26	Washington State	13-21	46,462	FSN
	Oct. 27	Washington State (N)	42-34	55,520	Prime		Nov. 29	#Arizona State	20-34	47,005	FSN
	Nov. 3	at Washington	10-54	70,111	ABC		Also: FSN AZ - NAU, Utah, at UW, at Stanford, at OSU, UCLA				
	Nov. 24	Arizona State (N)	21-17	57,112	Prime	2003	Sept. 6	#Louisiana State	13-59	46,110	TBS
	Dec. 25	# Syracuse (Aloha Bowl) (AM)	0-28	32,217	ABC		Sept. 13	#Oregon	10-48	40,462	TBS
1991	Sept. 7	at Ohio State	14-38	92,743	ABC		Oct. 11	#UCLA	21-24	44,481	FSN
	Sept. 14	Stanford	28-23	43,055	Prime		Nov. 15	#Southern California	0-45	39,201	TBS
	Sept. 21	California (N)	21-23	46,715	Prime		Nov. 28	#at Arizona State	7-28	55,498	FSN
	Oct. 5	at Washington	0-54	72,495	Prime		Also: FSN AZ - TCU, at WSU, at Oregon State, UW				
	Nov. 16	Southern California (T)	31-14	41,053	Prime	2004	Sept. 18	#Wisconsin	7-9	50,275	FSN
	Nov. 23	at Arizona State (N)	14-37	73,427	Prime		Oct. 2	Washington State	19-20	43,579	ABC
1992	Sept. 12	Washington State (T)	20-23	39,112	Prime		Nov. 13	#at USC (N)	9-49	80,167	FSN
	Oct. 3	UCLA (N)	23-3	50,708	Prime		Nov. 26	#Arizona State	34-27	55,095	FSN
	Oct. 28	at California (T)	24-17	46,000	Prime		Also: FSN AZ - NAU, Utah games				
	Nov. 7	Washington	16-3	58,510	ABC	2005	Sept. 2	#at Utah (N)	24-27	45,528	ESPN
	Nov. 14	at Southern California	7-14	53,849	ABC		Oct. 1	#at California	0-28	55,944	TBS
	Dec. 31	# Baylor (Hancock Bowl)	15-20	41,622	CBS		Oct. 8	#at USC	21-42	90,221	FSN
1993	Oct. 2	Southern California (T)	38-7	56,075	ABC		Nov. 25	#at Arizona State	20-23	67,635	FSN
	Oct. 16	Stanford (N)	27-24	57,799	Prime		Also: FSN AZ - NAU, UW; FSN West2 - UCLA				
	Oct. 23	Washington State	9-6	46,675	ABC	2006	Sept. 2	#BYU (N)	16-13	58,450	TBS
	Oct. 30	at UCLA (N)	17-37	66,656	ESPN		Sept. 9	#at LSU	3-45	92,221	ESPN2
	Nov. 13	at California	20-24	35,000	ABC		Sept. 23	Southern California	3-20	58,801	ABC
	Nov. 26	at Arizona State (N)	34-20	73,115	ABC		Nov. 11	California	24-20	55,519	ABC
	Jan. 1	#Miami, Fla. (Fiesta Bowl)	29-0	72,260	NBC		Nov. 25	#Arizona State	14-28	57,895	FSN
1994	Sept. 1	#at Georgia Tech (N)	19-14	45,112	ESPN		Also: FSN AZ - S.F.Austin, at UCLA, at Oregon				
	Sept. 24	at Stanford	34-10	42,593	ABC	2007	Sept. 1	#at BYU	7-20	64,525	Versus
	Oct. 15	at Washington State (T)	10-7	37,600	Prime		Sept. 22	#at California	27-45	56,021	Versus
	Oct. 22	UCLA	34-24	58,817	ABC		Oct. 13	Southern California	13-20	84,671	ABC
	Oct. 29	at Oregon	9-10	36,760	ABC		Nov. 3	UCLA	34-27	51,727	ABC
	Nov. 12	at Southern California	28-45	61,264	ABC		Nov. 10	#Oregon (N)	34-24	50,387	ESPN
	Nov. 25	Arizona State (T)	28-27	58,810	ABC		Dec. 1	#at Arizona State (N)	17-20	71,706	ESPN2
	Dec. 27	#Utah (Freedom Bowl)	13-16	27,477	Raycom		Also: FSN AZ - New Mexico, WSU, Stanford, Washington (synd.)				
1995	Sept. 7	#Georgia Tech (N)	20-19	46,786	Prime	2008	Sept. 13	#at New Mexico (N)	28-36	32,337	CBSC
	Sept. 16	#at Illinois (AM)	7-9	57,134	ESPN		Sept. 20	#at UCLA	31-10	65,434	FSN
	Sept. 23	Southern California (N)	10-31	58,503	Prime		Oct. 4	#Washington (N)	48-14	55,624	Versus
	Sept. 30	California (T)	20-15	44,564	Prime		Oct. 25	#Southern California (N)	10-17	57,427	FSN
	Oct. 14	at UCLA (T)	10-17	43,798	ABC		Nov. 22	#Oregon State (N)	17-19	48,503	Versus
	Oct. 28	at Washington State (N)	24-14	32,924	Prime		Dec. 6	#Arizona State (N)	31-10	58,704	ESPN
1995	Nov. 4	at Oregon State (N)	14-9	22,913	Prime		Dec. 20	#Brigham Young (N) - Las Vegas	31-21	40,047	ESPN
	Nov. 11	Oregon	13-17	53,736	ABC		Also: FS Arizona - California, Oregon				
	Nov. 24	#Arizona State (T)	31-28	67,606	Prime	2009	Sept. 19	at Iowa	17-27	70,585	ABC/ESPN2
1996	Sept. 7	#at Iowa	20-21	68,267	ESPN		Sept. 26	#at Oregon State (T)	17-32	42,119	Versus
	Sept. 14	#Illinois (N)	41-0	43,012	Fox		Oct. 17	#Stanford (T)	43-38	53,479	Versus
	Sept. 21	at Washington	17-31	73,414	ABC		Nov. 14	#at California (T)	16-24	53,347	Versus
	Oct. 12	#at Southern California (N)	7-14	51,088	Fox		Nov. 21	Oregon (N)	41-44	57,863	ABC
	Nov. 16	UCLA	35-17	47,171	ABC		Nov. 28	at Arizona State	20-17	55,989	ABC
	Nov. 23	#Arizona State (N)	14-56	59,920	Fox		Dec. 5	#at USC	21-17	83,753	ABC
1997	Sept. 4	#at Oregon	9-16	38,035	Fox		Dec. 30	#Nebraska-Holiday Bowl (T)	0-33	64,607	ESPN
	Sept. 20	at Ohio State	20-28	91,152	ABC		Also: Wildcats TV/FSAZ: CMich., NAU, UW, UCLA				
	Sept. 27	#at UCLA	27-40	50,188	Fox	2010	Sept. 3	#at Toledo (N)	41-2	25,907	ESPN
	Oct. 11	#Stanford (N)	28-22	40,273	Fox		Sept. 18	#Iowa (N)	34-27	57,864	ESPN
	Oct. 18	Washington	28-58	50,585	ABC		Oct. 9	#Oregon State (T)	27-29	56,054	Versus
	Oct. 25	at Washington State	34-35	31,137	ABC		Oct. 16	#at Washington State (T)	24-7	23,955	Versus
	Nov. 15	#California (N)	41-38	37,111	Fox		Oct. 23	#Washington (N)	44-14	56,244	ESPN
	Nov. 28	#at Arizona State (N)	28-16	73,682	Fox		Oct. 30	#at UCLA	29-21	53,408	FSN
	Dec. 27	#New Mexico (Insight Bowl) (N)	20-14	49,385	ESPN		Nov. 6	at Stanford (N)	17-42	43,506	ABC
1998	Sept. 3*	#at Hawaii (T)	27-6	38,745	ESPN2		Nov. 13	Southern California (N)	21-24	54,722	ABC
	Sept. 19	#Iowa (N)	35-11	52,634	FSN		Nov. 26	#at Oregon (T)	29-48	59,990	ESPN
	Sept. 24**at	San Diego State (T)	35-15	23,811	ESPN		Dec. 2	#Arizona State (N) (ZOT)	29-30	56,253	ESPN
	Oct. 3	#at Washington (N)	31-28	71,469	FSN		Dec. 29	#Oklahoma State (N) Alamo Bowl	10-36	57,593	ESPN
	Oct. 10	#UCLA (N)	28-52	58,738	FSN		Also: Wildcats TV/KWBA: Citadel, California				
	Oct. 31	Oregon (T)	38-3	44,931	Fox Syn.	2011	Sept. 8	#at Oklahoma State	14-37	54,654	ESPN
	Nov. 14	at California (T)	27-23	36,500	Fox Syn.		Sept. 17	#Stanford	10-37	49,636	ESPN
	Nov. 27	#Arizona State (N)	50-42	57,953	FSN		Sept. 24	#Oregon	31-56	56,096	ESPN2
	Dec. 30	#Nebraska, Holiday Bowl (N)	23-20	65,354	ESPN		Oct. 1	#at USC	41-48	63,707	FSN
1999	Aug. 28	#at Penn State	7-41	97,168	ABC		Oct. 20	#UCLA (Thursday)	48-12	46,656	ESPN
	Sept. 5	#at Texas Christian (N, +)	35-31	34,612	FSN		Oct. 29	#at Washington	31-42	59,825	FSN
	Sept. 18	#Stanford (N)	22-50	47,273	FSN		Also: FSAZ NAU, FSAZ Utah, Colo FCSAPac, FSAZ ASU)				
	Oct. 9	Southern California	31-24	51,418	ABC						
	Oct. 23	#Oregon (N)	41-44	55,251	FSN						
	Nov. 6	Washington	25-33	56,614	ABC						
	Nov. 13	#at Oregon State (N)	20-28	33,314	FSN						

* Thursday; \$ Friday; + Sunday; N Night Game; AM Morning kickoff; # National Game; T Twilight

2015 Arizona Football
Arizona Team Game-by-Game Comparison (FINAL)
All games

Opponent	Score	Total	First Downs	Pen	Rushing	Passing	Total Offense	Return	Turn-	
			Rush	Pass	Number-Yards	Comp-Att-Int	Plays-Yards	Yards	Yards	Overs
UTSA	42-32	25 / 29	8 / 10	12 / 16	5 / 3	38-163 / 50-193	22-36-0 / 25-45-1	229 / 332	84 / 96	1 / 2
Nevada	44-20	25 / 15	10 / 8	11 / 7	4 / 0	43-290 / 42-168	25-35-0 / 18-34-1	281 / 160	26 / 34	1 / 1
NORTHERN ARIZONA	77-13	37 / 14	20 / 3	15 / 9	2 / 2	42-499 / 43-75	26-39-0 / 16-26-3	293 / 271	33 / 129	0 / 3
UCLA	30-56	32 / 23	23 / 11	5 / 12	4 / 0	59-353 / 47-213	10-28-1 / 19-28-0	115 / 284	0 / 132	3 / 0
Stanford	17-55	16 / 30	7 / 17	9 / 10	0 / 3	34-118 / 46-314	17-33-0 / 21-23-0	196 / 256	130 / 102	0 / 0
OREGON STATE	44-7	27 / 15	15 / 8	10 / 5	2 / 2	58-368 / 31-151	17-30-0 / 12-35-1	276 / 98	29 / 131	0 / 1
Colorado	38-31	26 / 22	12 / 6	14 / 15	0 / 1	44-291 / 43-128	25-40-0 / 28-44-0	325 / 339	76 / 129	2 / 1
WASHINGTON STATE	42-45	24 / 34	8 / 9	13 / 23	3 / 2	32-176 / 31-117	24-37-0 / 47-62-0	307 / 514	108 / 75	1 / 0
Washington	3-49	22 / 22	10 / 8	9 / 14	3 / 0	44-127 / 36-201	25-42-3 / 17-25-0	203 / 267	80 / 83	4 / 0
USC	30-38	24 / 23	5 / 10	16 / 10	3 / 3	32-60 / 40-229	31-47-1 / 22-36-0	352 / 243	154 / 117	1 / 1
UTAH	37-30	24 / 24	9 / 15	11 / 7	4 / 2	34-158 / 55-223	18-32-2 / 20-31-1	302 / 219	114 / 34	2 / 2
Arizona State	37-52	19 / 24	5 / 10	13 / 11	1 / 3	35-113 / 48-250	20-43-2 / 21-32-1	336 / 316	64 / 165	3 / 2
New Mexico	45-37	19 / 25	7 / 19	10 / 6	2 / 0	32-174 / 69-333	13-24-1 / 10-22-3	329 / 189	95 / 162	2 / 3
Totals	486-465	320 / 300	139 / 134	148 / 145	33 / 21	527-2890 / 581-2595	273-466-10 / 276-443-11	3544 / 3488	993 / 1389	20 / 16

Opponent	3rd Down	4th Down	Time of Possession	TOP	Avg	Avg	Avg	Punting	Penalties	Sacks
	Conversions	Conversions	Possession	Margin	Yds/Rush	Yds/Pass	Yds/Play	Number-Avg	Number-Yards	
UTSA	7-14 / 8-19	1-3 / 2-3	24:51 / 35:09	-10:18	4.3 / 3.9	6.4 / 7.4	5.3 / 5.5	4-40.2 / 3-40.3	8-76 / 10-114	0 / 1
Nevada	3-13 / 6-18	1-3 / 0-1	27:42 / 32:18	-4:36	6.7 / 4.0	8.0 / 4.7	7.3 / 4.3	3-31.0 / 9-40.3	3-30 / 9-105	1 / 2
NORTHERN ARIZONA	5-9 / 7-19	1-2 / 0-0	24:03 / 35:57	-11:54	11.9 / 1.7	7.5 / 10.4	9.8 / 5.0	2-53.5 / 7-40.0	4-50 / 6-55	5 / 1
UCLA	8-16 / 11-15	1-2 / 0-0	28:05 / 31:55	-3:50	6.0 / 4.5	4.1 / 10.1	5.4 / 6.6	3-49.0 / 4-36.8	5-40 / 9-76	2 / 1
Stanford	8-17 / 7-11	1-2 / 1-1	22:41 / 37:19	-14:38	3.5 / 6.8	5.9 / 11.1	4.7 / 8.3	6-48.2 / 1-44.0	7-55 / 3-20	2 / 2
OREGON STATE	10-19 / 5-16	0-1 / 0-1	35:46 / 24:14	11:32	6.3 / 4.9	9.2 / 2.8	7.3 / 3.8	3-53.7 / 9-46.4	7-56 / 5-59	1 / 1
Colorado	8-17 / 6-18	0-0 / 2-2	26:58 / 33:02	-6:04	6.6 / 3.0	8.1 / 7.7	7.3 / 5.4	7-34.6 / 8-42.9	3-25 / 9-65	2 / 4
WASHINGTON STATE	9-14 / 10-16	1-2 / 1-2	22:07 / 37:53	-15:46	5.5 / 3.8	8.3 / 8.3	7.0 / 6.8	3-49.3 / 3-38.0	5-40 / 9-51	2 / 0
Washington	6-18 / 5-11	1-4 / 0-0	32:06 / 27:54	4:12	2.9 / 5.6	4.8 / 10.7	3.8 / 7.7	5-39.6 / 5-38.6	4-22 / 4-49	2 / 4
USC	4-15 / 10-18	1-3 / 1-1	28:22 / 31:38	-3:16	1.9 / 5.7	7.5 / 6.8	5.2 / 6.2	5-43.4 / 5-43.0	9-80 / 8-70	2 / 6
UTAH	3-11 / 8-17	0-1 / 1-2	22:36 / 37:24	-14:48	4.6 / 4.1	9.4 / 7.1	7.0 / 5.1	3-47.0 / 4-49.0	8-71 / 10-112	4 / 0
Arizona State	5-18 / 2-12	1-2 / 1-2	27:36 / 32:24	-4:48	3.2 / 5.2	7.8 / 9.9	5.8 / 7.1	7-46.4 / 6-42.3	7-57 / 5-50	2 / 8
New Mexico	2-9 / 11-19	1-2 / 1-3	19:08 / 40:52	-21:44	5.4 / 4.8	13.7 / 8.6	9.0 / 5.7	3-53.3 / 4-43.5	4-30 / 8-109	2 / 1
Totals	78-190 / 96-209	10-27 / 10-18	342:01 / 437:59	-95:58	5.5 / 4.5	7.6 / 7.9	6.5 / 5.9	54-44.2 / 68-42.1	74-632 / 95-935	27 / 31

Note: Game totals are displayed in the format TEAM/OPPONENT for each category



#OURHOUSE

2016 FOOTBALL SCHEDULE

9/3	BYU*
9/10	Grambling State
9/17	Hawai'i
9/24	Washington
10/1	@ UCLA
10/8	@ Utah
10/15	USC
10/29	Stanford
11/5	@ Washington State
11/12	Colorado
11/19	@ Oregon State
11/25	Arizona State

FACEBOOK.COM/ARIZONAFOOTBALL

TWITTER.COM/ARIZONAFBALL

INSTAGRAM.COM/ARIZONAFBALL

* UNIVERSITY OF PHOENIX STADIUM

VISIT ARIZONAWILDCATS.COM
FOR UPDATED SCHEDULE