ARIZONA SOCCER™

Official Game Notes - Oct. 15-22
Arizona vs. Washington St., Washington
arizonawildcats.com

@ArizonaWSoccer /ArizonaWSoccer @arizonasoccer /arizonawildcatsoccer

ATHLETIC MEDIA RELATIONS: 1 National Championship Drive // McKale Center Room 106 // Tucson, Ariz. // 85721
CONTACT: Andreas Zai // andreaszai@email.arizona.edu // O: 520-621-4163 // C: 720-363-6555 // F: 520-621-2681

Game 14: Arizona (6-7-1, 1-5-0) vs. Oregon (6-8-1, 0-6-0) // Thur., Oct. 20// 4 p.m. PST // Eugene, Ore. // Pape' Field
Game 15: Arizona (6-7-1, 1-5-0) vs. Oregon State (5-8-2, 2-9-0) // Sun., Oct. 23 // 1 p.m. PST // Corvallis, Ariz. // Paul Lorenz Field

2016 SCHEDULE (6-7-1, 1-5-0 Pac-12)

DATE	OPPONENT	LOCATION	RESULT/TIME
Aug. 12	**Northern Arizona&**	**Tucson, Ariz.**	**W, 1-0**
Aug. 19	Pepperdine	Malibu, Calif.	L, 1-3
Aug. 21	**Utah Valley**	**Tucson, Ariz.**	**W, 5-1**
Aug. 26	Texas Tech	Lubbock, Texas	T, 2-2
Sep. 2	Denver#	Tempe, Ariz.	W, 3-0
Sep. 4	Columbia#	Tempe, Ariz.	W, 2-0
Sep. 9	**Northern Illinois!**	**Tucson, Ariz.**	**W, 2-0**
Sep. 11	**San Francisco!**	**Tucson, Ariz.**	**W, 1-0**
Sep. 16	**Oklahoma**	**Tucson, Ariz.**	**L, 2-1**
Sep. 24	USC*	Los Angeles, Calif.	L, 4-0
Sep. 29	**Colorado***	**Tucson, Ariz.**	**L, 1-0**
Oct. 2	**Utah***	**Tucson, Ariz.**	**L, 2-1**
Oct. 6	Washington State*	Pullman, Wash.	W, 2-0
Oct. 9	Washington*	Seattle, Wash.	L, 2-1
Oct. 14	**UCLA***	**Tucson, Ariz.**	**L, 2-1**
Oct. 20	Oregon*	Coravllis, Ore.	4 p.m.
Oct. 23	Oregon State*	Eugene, Ore.	1 p.m.
Oct. 27	**Stanford***	**Tucson, Ariz.**	**7 p.m.**
Oct. 31	**California***	**Tucson, Ariz.**	**11 a.m.**
Nov. 4	Arizona State*	Tempe, Ariz.	3 p.m.

All games, dates, times and locations subject to change. Times are listed local to site. Home contests in bold and played at Mulcahy Stadium. Neutral site contests italicized.
- Sun Devil Desert Classic
! - Arizona Cats Classic
& - Exhibition Match
* - Pac-12 Conference Match

ON THE PITCH

UCLA Recap
Arizona fell to No. 14 UCLA on Thursday of last week in double overtime, after forcing the Bruins through over 100 minutes of nail-biting competition. Kelcey Cavarra got the Wildcats goal, the first of her career, from Charlotte Brascia.

History with Oregon
All-time the Wildcats are historically at a loss against the Ducks with a record of 6-11-2. The Wildcats last match with Oregon on October 25th, 2015 ended in a 2-1 victory for the Wildcats.

History with Oregon State
Arizona has an even record against the Beavers all time at 10-10-1. Last season, the Wildcats topped Oregon State with a 2-1 victory on October 23rd, 2015.

Stoian Returns
Junior Gabi Stoian has returned to the pitch this fall as a dangerous attacker for Arizona. In her three seasons with the Wildcats, Stoian has 23 goals (tied for third all-time) and 66 points (second all-time). Those goals include six game-winning goals (fifth all-time). This season she already has five assists and four goals, putting her at thirteen points.

Assists from DeGracie-Bailey
Senior midfielder Jaden DeGracie-Bailey is the school record holder in all-time assists. After her assist against Utah this season, she now has 23 career assists. As one of the Wildcats that can execute the flip throw-in, she can create dangerous opportunities in the box for Arizona.

Between the Posts
Sophomore Lainey Burdett has played in 11 games for the Wildcats this season and she has five shutouts with a GA/AVG of 1.17 and a save percentage of 75%. Burdett participated in 16 games in the 2015 season and earned over 1,250 minutes of action. She notched 52 saves (.754, 1.22 GAA) and shutout the opponent three times. Her 1.22 GAA was the seventh-best mark for one season in Arizona history.

Oregon (6-8-1)
HEAD COACH: Kat Mertz
CONFERENCE: Pac-12
RECORD AGAINST ARIZONA: 11-6-2
LAST MATCH: L, California

- The Ducks have struggled so far this season and as of late. Oregon hasn't won in seven matches and only has four goals in those matches.
- Last season, UCLA finished their season at 6-13 (3-8 Pac-12) and didn't compete in any postseason play.
- Kyra Fawcett has led the team in points, with 5 goals on the season for 10 points. Shes played in all 15 matches for the Ducks.
- Halla Hinriksdottir has gotten most of the minutes for the Ducks this year, allowing 13 goals and a GAA of 1.44.

Oregon State(5-8-2)
HEAD COACH: Linus Rhode
CONFERENCE: Pac-12
RECORD AGAINST ARIZONA: 10-10-1
LAST MATCH: L, Stanford

- The Beavers have had trouble getting a leg up this season, losing their last six matches and scoring only three goals in those contests.
- Last season, the Beavers went 6-10-3 (2-9-0 Pac-12) and did not compete in any postseason play.
- Nikki Faris is at the top of the stat sheet for the Beavers, getting five goals and four assists on the season for fourteen points.
- Bella Geist has played every minute in the cage for Oregon State, allowing 24 goals with a GAA of 1.53.

ARIZONA 2016 RECORD WHEN...

Overall	6-7-1
Home	3-4-0
Away	3-3-1
Neutral	0-0
Active Streak	L2
After a win	3-2-1
After a loss	2-4
After a tie	1-0
When Arizona scores first	6-4-1
When Arizona scores second	0-1-0
When Arizona scores 2+ goals	5-0-1
When Arizona scores 3+ goals	2-0
When Arizona shuts out the opponent	5-0
When Arizona outshoots their opponent	5-6-1
When Arizona is outshot	1-1
Against the top 25	0-2-1
When Gabi Stoian scores	3-1
When Arizona scores in the first 20 minutes	4-1
When Arizona scores in the final 20 minutes	2-0-1
When Arizona records 5+ saves	1-2-1
When Arizona takes 15+ shots	3-3-1
When Arizona takes less than 15 shots	4-1
When the opponent takes 10+ shots	2-3-1
When the opponent takes less than 10 shots	5-2
When Arizona takes more corner kicks	4-4-0
When the opponent takes more corner kicks	3-1-1
When there are 700+ people in attendance	0-1-0
When Arizona leads at halftime	5-1-1
When Arizona is losing at halftime	0-2-0
When Arizona is tied at halftime	1-3
On the Pac-12 Networks	0-5-0

Date & Time	
August	1-1-1
September	4-3-0
October	1-3-0
November	0-0
On Thursday games	1-3
On Friday games	2-2-1
On Sunday games	3-2-0
On night games	4-2-1
On day games	2-4-0

Uniforms	
White	4-2-0
Blue	1-0-0
Red	2-3-1

2016 Awards and Honors

MORE NOTES

Multi-faceted Attack

Through twelve games this season there are ten Wildcats that have scored a goal and five Wildcats that have scored at least three goals. Lexe Selman Richards, Paige Crouch, Cali Crisler, Gabi Stoian, and Hannah Stevens all have at least three goals and at least six points. Through nine games last season, only two players (Stoian & H. Estopare) had three+ goals.

Shots Fired

Prior to the Wildcats game against USC, Arizona had scored first in every single game and had outshot their opponent in every single game. Arizona is currently outshooting their opponents 201-129 with a shot percentage of 10.4%.

Eyes on the Prize

In Coach Amato's inaugural season with the Wildcats back in 2013, he led the team to its first winning record since 2005. He has since improved on that, leading the 2015 squad to a 14-6-2 record (second best all-time) and has made two runs into the NCAA Tournament, last season's into the Round of 16.

Ranking Trends

In the NSCAA preseason poll, the Wildcats were ranked 20th after finishing their 2015 season at No. 19. They fell outside of the rankings after their defeat at Pepperdine, and have yet to check back in. Additionally, in the coaches' poll from the Pac-12 Conference, the Cats were picked to finish fifth. In the TopDrawerSoccer.com rankings, Arizona checked-in at 18th in preseason.

#ExperienceIt

Attendance at Mulcahy Stadium has been growing rapidly over the last several years with last year's average attendance finally settling at 917. The Wildcats drew a crowd of over 750 in their exhibition match and had over 650 in their last match against Oklahoma.

Pac-12 Preseason Rankings

Rank	School	2015 Rec.	Conf.	Points	GF	GA
1.	Stanford	18-2-1	10-0-1	31	39	12
2.	USC	14-5-2	9-2	27	33	14
3.	California	13-6-3	6-4-1	19	34	14
4.	UCLA	8-10-1	4-6-1	13	23	32
5.	**Arizona**	**14-5-2**	**6-4-1**	**19**	**37**	**25**
6.	Washington	12-7-2	5-5-1	16	29	22
7.	Washington State	14-6	7-4	21	34	19
8.	Arizona State	9-8-1	5-5-1	16	34	19
9.	Utah	7-10-3	4-7	12	19	25
10.	Colorado	7-10-3	1-8-2	5	24	27
11.	Oregon State	6-10-3	2-9	6	18	23
12.	Oregon	6-13	3-8	9	14	24

THE LAST TIME ARIZONA....

Won at home	9/11/2016 (San Francisco)
Won on the road	10/6/2016(Wash. St.)
Won at a neutral site	9/4/2016 (Columbia)
Tied at home	9/11/15 (Texas Tech)
Tied on the road	8/26/2016 (Texas Tech)
Tied at a neutral site	9/5/14 (Texas A&M)
Lost at home	10/18/2016 (UCLA)
Lost on the road	10/9/2016 (Washington)
Lost at a neutral site	9/7/12 (Pepperdine)
Scored 3 goals	9/2/2016 (Denver)
Scored 4 goals	8/21/2016 (Utah Valley)
Scored 5 goals	8/21/2016 (Utah Valley)
Scored 6 goals	9/13/13 (Southern Utah)
Scored 7 goals	9/5/04 (Fairleigh Dickenson)
Gave up 3 goals	9/26/2016 (USC)
Gave up 4 goals	9/26/2016 (USC)
Gave up 5 goals	10/9/15 (UCLA)
Played an overtime match	10/18/2016 (UCLA)
Won in overtime	9/18/15 (UC Riverside)
Lost in overtime	10/18/2016 (UCLA)
Kept a clean sheet	10/6/2016(Wash. St.)
Was shutout	9/29/16 (Colorado)
Beat a top-25 team	11/19/15 (Santa Clara)
Took 15-19 shots	10/2/2016 (Utah)
Took 20-24 shots	9/4/2016 (Columbia)
Took 25+ shots	11/13/15 (No. Colorado)
Had 3 players score a goal	9/2/2016 (Denver)
Had 4 players score a goal	8/21/2016 (UVU)
Had 5 players score a goal	9/13/13 (SUU)
Had 1 player score 2 goals	8/21/2016 (Stevens)
Had 1 player with a hat trick	9/12/14 (G. Stoian)
Had 1 player score 5 goals	9/28/02 (K. Nelson)
Had 1 player with 2 assists	9/2/2016 (Selman)
Had 1 player with 3 assists	8/30/13 (J. DeGracie)
Had 1 player with 5 points	8/21/15 (G. Stoian)
Had 1 player with 6 points	9/12/14 (G. Stoian)
Had 1 player with 7 points	10/29/95 (N. Jones)
Had 1 player with 10 points	9/28/02 (K. Nelson)
Had 1 keeper w/5-10 saves	9/26/2016 (L. Burdett)
Had 1 keeper w/10-14 saves	9/5/14 (Kaufman)
Had 1 keeper w/15+ saves	10/24/08 (Mcintyre)

ARIZONA ON THE NETWORKS

Date	Opponent	Result/Time
Sep. 16	Oklahoma	L, 2-1
Sep. 24	USC	L, 4-0
Oct. 9	Washington	L, 2-1
Oct. 14	UCLA	L, 2-1
Oct. 20	Oregon	4 p.m.
Oct. 27	Stanford	7 p.m.
Oct. 31	California	11 a.m.
Nov. 4	Arizona State	3 p.m.

Times are listed as Tucson time.

ARIZONA QUICK FACTS

GENERAL INFORMATION
Location .....Tucson, Ariz.
Enrollment 42,236
Nickname .....Wildcats
Colors.....Cardinal and Navy
Conference..... Pac-12
Home Field.....Mulcahy Stadium

UNIVERSITY PERSONNEL
President.....Ann Weaver Hart
Athletics Director..... Greg Byrne
SWA/Senior Assoc. A.D. ..... Erica Barnes
Faculty Representative .....Jory Hancock
Athletic Dept. Phone.....(520) 621-4622
Ticket Office Phone.....(520) 621-2287

COMMUNICATIONS SERVICES
Communications Services Director .....Jeremy Sharpe
Soccer Contact ..... Andreas Zai
Email.....andreaszai@email.arizona.edu
Cell Phone ..... (720) 363-6555
Media Relations Phone..... (520) 621-4163
Media Relations Fax..... (520) 621-2681
Media Relations Mailing Address
Andreas Zai
McKale Center, Room 106
University of Arizona
Tucson, AZ 85721-0096

COACHING STAFF
Head Coach .....Tony Amato
Alma Mater .....Rollins College
Year at Arizona..... 4th Year
Career Record 167-75-23
Record at Arizona 37-27-9
Phone..... (520) 621-6879
Assistant Coach.....Paul Nagy
Alma Mater ..... Saint Louis
Year at Arizona..... 4th Year
Phone..... (520) 621-8755
Assistant Coach.....Kylie Louw
Alma Mater ..... Stephen F. Austin
Year at Arizona..... 4th Year
Phone..... (520) 621-2334

2015 IN REVIEW
2015 Record..... 14-6-2
2015 Pac-12 finish ....6-5-1 // T-4th
2015 Postseason record 2-1
Postseason finish .....Round of 16

INTERVIEW POLICY
Practice: Contact Andreas Zai about practice interviews. Generally, they will be conducted before practice is completed.

Post Game: Players and coaches are available on the field after each home game. Find Andreas Zai with interview requests.

2016 INDIVIDUAL SUPERLATIVES

Category	Athlete	Match
Two-Plus Goals	Hannah Stevens	8/21/2016 (Utah Valley)
Two-Plus Assists	Lexe Selmen Richards	9/2/2016 (Denver)
Five-Plus Points		
Five-Plus Shots	Gabi Stoian x2	9/26/2016 (USC)
Ironwoman*	Brandi Park x5	10/18/2016 (UCLA)
	Laura Pimienta x4	10/18/2016 (UCLA)
	Gabi Stoian x3	10/11/2016 (Washington)
	Hannah Stevens x4	10/18/2016 (UCLA)
	Kennedy Kieneker	9/16/2016 (Oklahoma)
	Samantha Falasco x3	10/18/2016 (UCLA)

*Plays the entire match

2016 TEAM PAC-12 & NCAA RANKINGS

Category	Value	Pac-12	NCAA
Assists Per Match	1.21	T-7th	179th
Points Per Match	4.36	T-7th	136th
Saves Per Match	3.50	T-6th	264th
Goals Per Match	1.57	T-6th	135th
Shots Per Match	15.21	6th	68th
SOG Per Match	7.36	N/A	59th

*As of 10/18

2016 INDIV. PAC-12 & NCAA RANKINGS

Category	Player	Value	Pac-12	NCAA
Shots Per Match	Stoian	3.57	4th	54th
Game Winners	Crouch	3.0	T-5th	65th
Assists Per Match	Stoian	0.36	T-4th	N/A
Save Percentage	Burdett	.750	T-8th	N/A

*As of 10/18

THE GABI STOIAN PROFILE
Forecasting:

- After sustaining an injury in midway through last season, Stoian came back to the pitch to help the team in the NCAA Tournament, and is ready to do so again this season.

Season	GP	G	A	Pts	Shot	Shot%	SOG	SOG%	GW	PK-Att
2014	21	13	7	33	78	.167	36	.462	4	1-1
2015	18	6	8	20	59	.102	26	.441	2	1-1
2016	14	4	5	13	50	.080	26	.520	0	0-0
TOTAL	53	23	20	66	187	.123	88	.471	6	2-2

MULCAHY STADIUM

The University of Arizona women's soccer program plays and competes at one of the most captivating settings in soccer, Murphey Field at Mulcahy Soccer Stadium, with a spectacular view of the mountains, palms trees and southwestern landscape of Tucson, Ariz. Tucson's climate and the year-round maintenance allow the facility to be in game-ready condition throughout the year. The home for the University of Arizona women's soccer team at Murphey Field was opened on Sept. 15, 1996 as the Wildcats hosted the University of San Francisco. In 2006, Arizona hosted the defending national champion Portland Pilots, televised on Fox Sports Net, the first match at Mulcahy Stadium to be televised. There have been many additions to the stadium including the Arizona Soccer Fieldhouse, including a team locker room, an athletic training room, official's area, concession area, ticket office and just recently, a new scoreboard and sound system. In 2011, new state-of-the-art lights were installed over Murphey Field to enhance competition at night for all of the televised games on Pac-12 Networks. Murphey Field at Mulcahy Stadium is located at the corner of Plumer Avenue and 15th Street. The grading and sodding of the field and the installation of lights to play at night on Pac-12 Networks was made possible by the generous assistance of Tucson's Murphey Foundation.

ARIZONA CAREER LEADERS

GOALS, CAREER

No.	Player	Goals	Years
1.	Mallory Miller	32	02-05
2.	Nikki Jones	25	95-98
3.	Jazmine Ponce	23	10-13
	Candice Wilks	23	01-04
	Gabi Stoian	**23**	**14-**
6.	Christine Keeley	18	95-96
7.	Renae Cuellar	17	08-11
	London King	17	05-08
9.	Alexandra Doller	15	13-14
10.	Kelly Nelson	14	02-05

ASSISTS, CAREER

No.	Player	Assists	Years
1.	**Jaden DeGracie**	**23**	**13-**
2.	**Gabi Stoian**	**20**	**14-**
3.	Mallory Miller	19	02-05
4.	Nikki Jones	14	95-98
5.	Candice Wilks	11	01-04
	Jasmine Namdar	10	06-09
7.	Kaity Heath	9	04-07
	Jennifer Klein	9	02-05
9.	Hannah Wong	8	12-
	Vanesha Bailey	8	01-04
	Krista Bogdan	8	96-98
	Sara Field	8	96-97

POINTS, CAREER

No.	Player	Points	Years
1.	Mallory Miller	83	02-05
2.	**Gabi Stoian**	**66**	**14-**
3.	Nikki Jones	64	95-98
3.	Candice Wilks	57	01-04
5.	Jazmin Ponce	53	10-13
6.	Christine Keeley	43	95-96
7.	Renae Cuellar	39	08-11
	London King	39	05-08
9.	Kelly Nelson	32	01-05
10.	Vanesha Bailey	30	01-04
	Kristi Loroña	30	98-01

POINTS, SEASON

No.	Player	Points	Year
1.	Mallory Miller	43	2005
2.	**Gabi Stoian**	**33**	**2014**
3.	Kelly Nelson	27	2002
	Chrissy Sanford	27	1999
	Christine Keeley	27	1995
6.	Jazmin Ponce	25	2013
7.	**Gabi Stoian**	**20**	**2015**
8.	Mallory Miller	19	2004
	Candice Wilks	19	2001
	Nikki Jones	19	2001

GAMEWINNING GOALS, CAREER

No.	Player	Goals	Years
1.	Mallory Miller	14	02-05
2.	Jazmin Ponce	8	10-13
	Renae Cuellar	8	08-11
	Candice Wilks	8	01-04
5.	**Gabi Stoian**	**6**	**14-**
	Nikki Jones	6	95-98
7.	London King	5	05-08
8.	Kristi Loroña	4	98-01
	Alexandra Doller	4	13-14
10.	Alex Smith	3	09-12
	Karina Camacho	3	07-08
	Gianna DeSaverio	3	05-06
	Kelly Nelson	3	01-05
	Christine Keeley	3	95-96
	Jennifer Duran	3	94-95

SHOTS, CAREER

No.	Player	Shots	Years
1.	Jazmin Ponce	268	10-13
2.	Mallory Miller	235	02-05
3.	**Gabi Stoian**	**185**	**14-**
4.	Nikki Jones	170	95-98
5.	Renae Cuellar	142	08-11
6.	Christine Keeley	123	95-96
7.	Alexandra Doller	116	13-14
8.	Candice Wilks	105	02-04
9.	London King	104	05-08
10.	Brooke McManus	98	97-99

GOALS AGAINST AVERAGE, SEASON (50% GP)

No.	Player	G/90	Year
1.	McCall Smith	0.52	2004
2.	**Lainey Burdett**	**1.09**	**2015**
3.	Chelsea McIntyre	1.10	2008
4.	McCall Smith	1.14	2005
5.	Gabby Kaufman	1.17	2013
	Chelsea McIntyre	1.17	2006
7.	Rachel Estopare	1.28	2015
8.	Amanda Martin	1.39	2002
9.	Danielle Nicolai	1.49	2007
10.	Inger Airheart	1.50	1997

THE COACHING STAFF

Head Coach
Tony Amato
161-69-22
(34-21-8)

- Tony Amato enters his fourth at the helm of the Arizona soccer program.
- He was introduced as head coach on Dec. 5, 2012.
- Entering the 2016 season, Amato carried an overall career record of 161-69-22 (34-21-8 at Arizona) in 13 seasons as a head coach
- Amato owns a combined Division I record of 79-33-11 at Arizona and Stephen F. Austin University (SFA) and a Division II record of 82-37-11 at Rollins.
- Last season, Amato led the Wildcats to a 14-6-2 record. This is the second best record of all-time for Arizona Soccer. It allowed the team to make its fourth trip to the NCAA tournament, where the Cats advanced to the Round of 16 by topping Northern Colorado and Santa Clara in the first two rounds, respectively.
- The offensive production has gone up since Amato took over in 2013. The Wildcats set the record for most goals in a season with 38 in the 2013 season and set the record for most shots taken in a season with 359 in 2014.
- Not only have the Wildcats succeeded on the pitch, they have also succeeded in the classroom under Amato. In the 2014 season, five student-athletes were named to the Pac-12 All-Academic Team. Jaden DeGracie, Lexe Selman and Skadsen were on the first team while Alexandra Doller and Haley Silverberg were on the second team. Similarly, Skadsen, DeGracie, and Selman were named Pac-12 All-Academic and Skadsen also earned the rank of COSIDA Academic All-American in 2015.
- Amato has coached an All-Pac-12 player in each of his three seasons. Jazmin Ponce was First Team All-Pac-12 in 2013 and Gabi Stoian was Second Team All-Pac-12 in 2014 and First Team All-Pac-12 in 2015, while Sheaffer Skadsen was named an All-Pac-12 Honorable Mention in 2015.
- Prior to accepting the Arizona position in 2012, Amato led Stephen F. Austin to victories over SEC, Big 12, and CUSA opponents to produce a national RPI ranking (31) and a top 50 finish (45) in 2011. Both rankings were the highest in the history of the SFA program.

Asst. Coach
Paul Nagy
GK & Defense

- Paul Nagy enters his fourth year with the Wildcats as an assistant coach and recruiting coordinator under head coach Tony Amato.
- He came to the Wildcats after spending three seasons on Amato's coaching staff at Stephen F. Austin University (SFA) in east Texas. With Nagy's 12 years of college coaching experience, he has been able to live and coach all over the country before coming to Arizona.
- Nagy assisted in guiding the Wildcats to an 14-6-2 record in 2014, the second-best record in Arizona history.
- In his first season at Arizona, Nagy helped coach the Wildcats to a 9-7-4 record, while competing in the Pac-12 Conference that is considered the toughest conference in the NCAA.
- Specializing on the defensive side, Nagy has coached sophomore goalkeeper into the starting position on the team, with a save percentage of .770 and with a goals against average of 1.09.
- As a player, Nagy was a goalkeeper that played professionally from 2001-2005 for the Dallas Burn (MLS), Syracuse Salty Dogs (A-League), Hershey Wildcats (A-League) and Orlando Sharks (MISL).
- He was a four-year letterman on the Saint Louis University men's soccer team from 1997-2000, earning first-team All-Conference USA and Midwest All-Region honors. He also played for the SLU team that reached the NCAA Division I Final Four in 1997 while also winning four Conference USA titles in four years.

Asst. Coach
Kylie Louw
Attackers

- Entering her fourth year with the Wildcats, Kylie Louw serves as an assistant coach under head coach Tony Amato specializing in working with the attackers.
- Louw assisted in guiding the Wildcats to a 14-6-2 record in 2015, the second-best record of all time.
- In her first year coaching, Louw helped guide the Wildcats to a 9-7-4 record, making it the first winning record the program has seen since 2005. Louw serves as the soccer staff's liaison for academics, marketing, media relations, social media and strength and conditioning.
- Louw was a player for Amato for four years at Stephen F. Austin University (SFA). As a player at SFA, Louw was a three-time Southland Conference (SLC) Player of the Year, the first in Ladyjack history, and a two-time SLC Soccer Student-Athlete of the Year.

2016 SEASON/CAREER HIGHS

Season	Maddie Bennett	Career
1 (Utah Valley)	Goals	1 (Utah Valley)
1 (Columbia)	Assists	1 (Columbia)
2 (Utah Valley)	Points	2 (Utah Valley)
3 (multiple)	Shots	3 (multiple)
2 (Columbia)	SOG	2 (Columbia)
53 (San Francisco)	Minutes	53 (San Francisco)

Season	Charlotte Brascia	Career
1 (Columbia)	Goals	1 (4 times)
None	Assists	1 (multiple)
2 (multiple)	Points	2 (multiple)
3 (Denver)	Shots	5 (9/21/14)
2 (San Francisco)	SOG	3 (2 times)
74 (Northern Illinois)	Minutes	74 (9/9/2016)

Season	Lainey Burdett	Career
8 (Washington State)	Saves	9 (10/16/15)
4 (USC)	Most Goals Allowed	4 (11/6/15)

Season	Kelcey Cavarra	Career
None	Goals	None
None	Assists	None
None	Points	None
1 (Oklahoma)	Shots	1 (9/16/2016)
1 (Columbia)	SOG	1 (9/4/2016)
66 (San Francisco)	Minutes	66 (9/11/2016)

Season	Cali Crisler	Career
1 (Columbia)	Goals	1 (multiple)
1 (Northern Illinois)	Assists	2 (10/30/15)
2 (multiple)	Points	2 (multiple)
5 (Columbia)	Shots	5 (9/4/2016)
2 (multiple)	SOG	3 (11/1/15)
78 (Texas Tech)	Minutes	78 (8/26/2016)

Season	Paige Crouch	Career
1 (multiple)	Goals	1 (multiple)
1 (Pepperdine)	Assists	1 (multiple)
2 (multiple)	Points	2 (multiple)
3 (San Francisco)	Shots	5 (2 times)
2 (San Francisco)	SOG	2 (multiple)
83 (USC)	Minutes	83 (9/23/2016)

Season	Jaden DeGracie	Career
None	Goals	1 (multiple)
1 (multiple)	Assists	3 (8/30/13)
1 (multiple)	Points	3 (2 times)
3 (Texas Tech)	Shots	3 (multiple)
2 (San Francisco)	SOG	2 (multiple)
89 (Washingtron St.)	Minutes	94 (10/4/15)

Season	Samantha Falasco	Career
None	Goals	None
1 (Utah Valley)	Assists	1 (8/21/2016)
1 (Utah Valley)	Points	1 (8/21/2016)
1 (USC)	Shots	1 (9/23/2016)
None	SOG	None
90 (Utah)	Minutes	90 (9/30/2016)

Season	Tori Gates	Career
None	Goals	None
None	Assists	1 (10/30/15)
None	Points	1 (10/30/15)
None	Shots	1 (2 times)
None	SOG	1 (10/11/15)
70 (Texas Tech)	Minutes	102 (10/4/15)

Season	Kennedy Kieneker	Career
1 (Oklahoma)	Goals	1 (multiple)
None	Assists	1 (10/25/15)
2 (Oklahoma)	Points	2 (multiple)
2 (Washington)	Shots	2 (multiple)
1 (Oklahoma)	SOG	2 (multiple)
100 (Texas Tech)	Minutes	100 (8/26/2016)

Season	Brandi Park	Career
None	Goals	None
None	Assists	None
None	Points	None
1 (Denver)	Shots	1 (9/2/2016)
None	SOG	None
100 (Texas Tech)	Minutes	100 (8/26/2016)

Season	Laura Pimienta	Career
None	Goals	None
None	Assists	1 (11/13/15)
None	Points	1 (11/13/15)
1 (Utah Valley)	Shots	2 (2 times)
None	SOG	1 (multiple)
100 (Texas Tech)	Minutes	110 (COLO)

Season	Meredith Reinhardt	Career
5 (Texas Tech)	Saves	5 (8/26/2016)
3 (Pepperdine)	Most Goals Allowed	3 (8/19/2016)

Season	Lexe Selman	Career
1 (Denver)	Goals	1 (multiple)
2 (Denver)	Assists	2 (multiple)
4 (Denver)	Points	4 (9/2/2016)
4 (Washington St.)	Shots	4 (multiple)
2 (Washington)	SOG	2 (multiple)
54 (Pepperdine)	Minutes	74 (9/5/14)

Season	Haley Silverberg	Career
None	Goals	1 (multiple)
None	Assists	1 (10/10/14)
None	Points	2 (8/28/15)
1 (Washinton)	Shots	3 (2 times)
None	SOG	1 (multiple)
61 (Washington St.)	Minutes	98 (9/11/15)

Season	Erica Stephan	Career
None	Goals	1 (10/11/15)
None	Assists	None
None	Points	1 (10/11/15)
2 (Columbia)	Shots	1 (multiple)
1 (Columbia)	SOG	1 (multiple)
44 (Denver)	Minutes	44 (9/2/2016)

Season	Hannah Stevens	Career
2 (Utah Valley)	Goals	2 (8/21/2016)
None	Assists	1 (2 times)
4 (Utah Valley)	Points	4 (8/21/2016)
2 (Oklahoma)	Shots	4 (10/30/15)
2 (Utah Valley)	SOG	2 (multiple)
105 (Texas Tech)	Minutes	105 (8/26/2016)

Season	Gabi Stoian	Career
1 (Washington)	Goals	3 (9/12/14)
2 (Utah Valley)	Assists	2 (8/21/2016)
3 (Denver)	Points	6 (9/12/14)
6 (Denver)	Shots	7 (2 times)
4 (Denver)	SOG	4 (multiple)
90 (Washington)	Minutes	105 (9/11/15)

ARIZONA IN THE RANKINGS

NSCAA: N/A
TopDrawer Soccer: N/A
RPI: 44th

NSCAA Top 25

Rank	School
1	West Virginia University
2	University Of South Carolina
3	Stanford University
4	Duke University
5	University Of Southern
6	Brigham Young University
7	Georgetown University
8	University Of Virginia
9	Florida State University
10	University Of California
11	Auburn University
12	UCLA
13	University Of Minnesota
14	University of Notre Dame
15	University Of Arkansas
16	Penn State University
17	Clemson University
18	University Of North Carolina
19	Pepperdine
20	University Of Florida
21	University of Connecticut
22	University of Colorado
23	Northwestern University
24	Baylor University
25	Virginia Tech

Also receiving votes: University of Oklahoma (32), University Of Utah (25), University Of Michigan (23), Rutgers University (21), Loyola Marymount University (13), University of Missouri (9), Bucknell University (7), University of Nebraska (7), North Carolina State University (7), University Of South Florida (2), University Of Kansas (2), University Of Memphis (1)

TOP DRAWER TOP 25

Rank	School
1.	Maryland
2.	North Carolina
3.	Notre Dame
4.	Clemson
5.	Denver
6.	Loyola-Chicago
7.	Wake Forest
8.	Virginia
9.	Syracuse
10.	Creighton
11.	Charlotte
12.	Louisville
13.	Massachusetts-Lowell
14.	Indiana
15.	Stanford
16.	Utah Valley
17.	Florida Gulf Coast
18.	Washington
19.	Kentucky
20.	Albany
21.	South Carolina
22.	UNC Wilmington
23.	Boston College
24.	Radford
25.	UCLA

Others considered: Butler (8-4-1), Connecticut (10-4-0), Virginia Tech (9-3-2), Dartmouth (4-2-5), Columbia (8-2-1)

TV HEADSHOTS

Meredith Reinhardt
GK - Fr.

Lainey Burdett
GK - So.

Erica Stephan
MF - So.

Cali Crisler
MF - Jr.

Dana Dalton
F - Fr.

Tia Painilainen
D - Fr.

Kelcey Cavarra
MF - Fr.

Brynn Moga
D - Fr.

Jazzy Simmons
F - RSo.

Gabi Stoian
F - Jr.

Charlotte Brascia
F - Jr.


Morgan McGarry
MF - So.


Kennedy Kieneker
MF - So.

Lexe Selman
MF - So.

Jaden DeGracie
MF - So.

Paige Crouch
F - So.

Haley Silverberg
D - Sr.

Hailey Mazzola
MF - So.

Madeline Brown
D - So.

Brandi Park
MF - Jr.

Maddie Bennet
F - Fr.

Jillienne Aguilera
F - Fr.

Samantha Falasco
D - Fr.

Hannah Stevens
MF - Sr.

Leah Carillo
D - Fr.

Laura Pimienta
D - Sr.

Tori Gates
D - RSo.

Malani Lee
F - Fr.

Zoe Barrie
D - Fr.


Jackie Bollinger
GK - RFr.

Tony Amato
Head Coach

Paul Nagy
Asst. Coach

Kylie Louw
Asst. Coach

ARIZONA SOCCER™

2016 Roster

No.	Name	Pos.	Ht.	Yr.	Hometown (Last School)
0	Meredith Reinhardt	GK	5'7"	Fr	Scottsdale, Ariz. (Notre Dame Preparatory)
1	Lainey Burdett	GK	5'9"	So	Las Vegas, Nev. (Sierra Vista HS)
2	Erica Stephan	MF	5'6"	So	San Diego, Calif. (Scripps Ranch HS)
3	Cali Crisler	MF	5'9"	Jr	Everett, Wash. (Archbishop Murphy HS)
4	Dana Dalton	F	5'5"	Fr	San Diego, Calif. (Cathedral Catholic HS)
5	Tia Painilainen	D	5'5"	Fr	Espoo, Finland
6	Kelcey Cavarra	MF	5'7"	Fr	Littleton, Colo. (Columbine HS)
7	Brynn Moga	D	5'5"	Fr	Phoenix, Ariz. (Sunny Slope HS)
8	Jazzy Simmons*	F	5'6"	Jr	Tucson, Ariz. (Sahuaro HS)
9	Gabi Stoian	MF	5'5"	Jr	Scottsdale, Ariz. (Pinnacle HS)
10	Charlotte Brascia	F	5'11"	Jr	Las Vegas, Nev. (Bishop Gorman HS)
11	Morgan McGarry*	MF	5'7"	So	Danville, Calif. (San Ramon Valley HS)
12	Kennedy Kieneker	MF	5'9"	So	Redmond, Wash. (Redmond HS)
13	Lexe Selman Richards	MF	5'6"	Sr	Draper, Utah (Alta HS)
14	Jaden DeGracie-Bailey	MF	5'6"	Sr	Gilbert, Ariz. (Highland HS)
15	Paige Crouch	F	5'4"	Jr	Roseville, Calif. (Roseville HS)
16	Haley Silverberg	F	5'7"	Sr	Katy, Texas (James E. Taylor HS)
17	Hailey Mazzola*	MF	5'10"	So	Broomfield, Colo. (Broomfield HS)
18	Maddie Brown	D	5'6"	So	Littleton, Colo. (Rock Canyon HS)
19	Brandi Park	MF	5'8"	Jr	Tucson, Ariz. (Sabino HS)
20	Maddie Bennett	F	5'5"	Fr	La Mirada, Calif. (La Mirada HS)
21	Jillienne Aguilera	F	5'6"	Fr	Redwood City, Calif. (Woodside HS)
23	Samantha Falasco	D	5'5"	Fr	Newport Beach, Calif. (Estancia HS)
24	Hannah Stevens	D	6'0"	Sr	Ahwatukee, Ariz. (Desert Vista HS)
25	Leah Carillo	D	5'7"	Fr	Fountain Hills, Ariz. (Fountain Hills HS)
27	Laura Pimienta	MF	5'4"	Sr	Tucson, Ariz. (Mountain View HS)
28	Tori Gates*	D	5'8"	Jr	Plano, Texas (Plano West Senior HS)
32	Malani Lee	F	5'5"	Fr	Plymouth, Mass. (IMG Academy)
33	Zoe Barrie	D	5'7"	Fr	San Mateo, Calif. (Aragon HS)
34	Jackie Bollinger*	GK	5'9"	Jr	Wenatchee, Wash. (Wenatchee HS)

*Has used a redshirt year

Head Coach: Tony Amato (Fourth Year; Rollins College, 2000)
Assistant Coach: Paul Nagy (Fourth Year; St. Louis University, 2002)
Assistant Coach: Kylie Louw (Fourth Year; Stephen F. Austin, 2012)

PRONUNCIATION GUIDE

Tia - tee-uh
Carillo - ka-ree-yo
Reinhardt - rine-heart
Stephan - ste-fin
Stoian - stoy-an
Brascia - brash-a
Kieneker - ken-a-ker
Crisler - kris-lur

The Automated ScoreBook
Arizona Combined Team Statistics (as of Oct 18, 2016)
All games

RECORD:	OVERALL	HOME	AWAY	NEUTRAL
ALL GAMES	6-7-1	3-4	1-3-1	2-0
CONFERENCE	1-5	0-3	1-2	0-0
NON-CONFERENCE	5-2-1	3-1	0-1-1	2-0

	Date	Opponent		Score	Att.
	Aug 19	at Pepperdine	L	1-3	411
	Aug 21	UTAH VALLEY	W	5-1	646
	Aug 26	at #16 Texas Tech	To2	2-2	1328
	Sep 02	vs Denver	W	3-0	352
	Sep 04	vs Columbia	W	2-0	0
	Sep 09	NORTHERN ILLINOIS	W	2-0	667
	Sep 11	SAN FRANCISCO	W	1-0	540
	Sep 16	OKLAHOMA	L	1-2	673
*	Sep 23	at #10 USC	L	0-4	295
*	Sep 29	COLORADO	L	0-1	542
*	Oct. 2	UTAH	L	1-2	522
*	Oct 06	at Washington State	W	2-0	903
*	Oct 09	at Washington	L	1-2	0
*	Oct 12	#14 UCLA	Lo2	1-2	739

TEAM STATISTICS	ARIZ	OPP
SHOT STATISTICS		
Goals-Shot attempts	22-213	19-137
Goals scored per game	1.57	1.36
Shot pct.	.103	.139
Shots on goal-Attempts	103-213	68-137
SOG pct.	.484	.496
Shots/Game	15.2	9.8
CORNER KICKS	66	59
PENALTY KICKS	0-1	1-1
PENALTIES		
Yellow cards	9	10
Red cards	0	1
ATTENDANCE		
Total	4329	2937
Dates/Avg Per Date	7/618	5/587
Neutral Site #/Avg	2/176	

##	Player	gp	g	a	pts	sh	sh%	sog	sog%	gw	pk-att
9	Stoian, Gabi	14	4	5	13	50	.080	26	.520	0	0-0
15	Crouch, Paige	14	5	1	11	27	.185	15	.556	3	0-0
13	Selman Richards, Lex	14	3	2	8	29	.103	15	.517	0	0-0
3	Crisler, Cali	14	3	1	7	22	.136	10	.455	0	0-0
24	Stevens, Hannah	14	3	0	6	13	.231	5	.385	1	0-0
14	Degracie-Bailey, Jad	14	0	4	4	10	.000	7	.700	0	0-0
10	Brascia, Charlotte	13	1	1	3	11	.091	7	.636	1	0-0
20	Bennett, Maddie	14	1	1	3	10	.100	4	.400	1	0-0
12	Kieneker, Kennedy	14	1	0	2	8	.125	3	.375	0	0-0
6	Cavarra, Kelcey	14	1	0	2	6	.167	4	.667	0	0-0
23	Falasco, Samantha	9	0	1	1	2	.000	0	.000	0	0-0
22	Nelson, Jessica	10	0	0	0	5	.000	1	.200	0	0-0
19	Park, Brandi	14	0	0	0	5	.000	1	.200	0	0-0
2	Stephan, Erica	7	0	0	0	5	.000	3	.600	0	0-1
27	Pimienta, Laura	13	0	0	0	2	.000	0	.000	0	0-0
17	Mazzola, Hailey	7	0	0	0	2	.000	0	.000	0	0-0
7	Moga, Brynn	14	0	0	0	2	.000	2	1.000	0	0-0
25	Carillo, Leah	11	0	0	0	1	.000	0	.000	0	0-0
18	Brown, Madeline	1	0	0	0	1	.000	0	.000	0	0-0
16	Silverberg, Haley	6	0	0	0	1	.000	0	.000	0	0-0
11	McGarry, Morgan	2	0	0	0	1	.000	0	.000	0	0-0
33	Barrie, Zoe	2	0	0	0	0	.000	0	.000	0	0-0
32	Lee, Malani	1	0	0	0	0	.000	0	.000	0	0-0
28	Gates, Tori	5	0	0	0	0	.000	0	.000	0	0-0
8	Simmons, Jazzy	2	0	0	0	0	.000	0	.000	0	0-0
4	Dalton, Dana	2	0	0	0	0	.000	0	.000	0	0-0
1	Burdett, Lainey	11	0	0	0	0	.000	0	.000	0	0-0
0	0	1	0	0	0	0	.000	0	.000	0	0-0
	Total	14	22	16	60	213	.103	103	.484	6	0-1
	Opponents	14	19	14	52	137	.139	68	.496	7	1-1

##	Goalie	GP	Min.	GA	GAAvg	Saves	Pct	W-L-T	Sho
1	Burdett, Lainey	11	1001:00	13	1.17	39	.750	3-2-0	5/0
00	Reinhardt, Meredith	3	290:00	6	1.86	10	.625	1-1-1	0/0
	Total	14	1291:00	19	1.32	49	.721	4-3-1	5
	Opponents	14	1291:00	22	1.53	81	.786	3-4-1	2

Goals by Period	1st	2nd	OT	OT2	Total
Arizona	11	11	0	0	22
Opponents	6	12	0	1	19

Shots by Period	1st	2nd	OT	OT2	Total
Arizona	106	101	5	1	213
Opponents	57	77	0	3	137

Saves by Period	1st	2nd	OT	OT2	Total
Arizona	19	29	0	1	49
Opponents	43	36	1	1	81

Corners by Period	1st	2nd	OT	OT2	Total
Arizona	31	34	1	0	66
Opponents	21	37	0	1	59

Fouls by Period	1st	2nd	OT	OT2	Total
Arizona	50	73	5	1	129
Opponents	57	62	2	0	121

Soccer Box Score (Final)
Utah Valley vs #20 Arizona (Aug 21, 2016 at Tucson, Ariz.)

Utah Valley (1-1) vs.
Arizona (1-1)
Date: Aug 21, 2016 • Attendance: 646
Weather: Party cloudy, light rain

Goals by period	1	2	Total
Utah Valley	0	1	**1**
Arizona	1	4	**5**

Utah Valley

Po #	Player	Sh	SO	G	A	Min
1	Davis, Sarah	-	-	-	-	57
2	Callister, Sara	-	-	-	-	28
5	Weber, Libby	-	-	-	-	78
6	DeWaal, Breanna	3	1	-	-	45
8	Fitzpatrick, Sydney	-	-	-	-	40
10	McCarter, Breanna	2	-	-	-	73
11	Jameson, Abby	1	-	-	-	74
12	Brown, Linley	-	-	-	-	70
13	Ostler, Melanie	-	-	-	-	75
14	Kirk, Taylor	-	-	-	-	78
20	Suesue, Kalli	-	-	-	-	90
	-- Substitutes --					
0	Nielsen, Brooklyn	-	-	-	-	33
4	Peterson, Alexis	1	1	1	-	62
7	Felis, Lexi	1	-	-	-	62
9	Smith, Tori	1	-	-	-	42
15	Harding, Adrene	-	-	-	-	12
19	Fox, Sheridan	-	-	-	-	20
21	Cipperley, Sarah	-	-	-	-	30
25	Furlong, Tara	-	-	-	-	20
	Totals	9	2	1	0	

#	Goalkeepers	Min	GA	Saves
1	Davis, Sarah	56:35	4	3
0	Nielsen, Brooklyn	33:25	1	3

Shots by period	1	2	Total
Utah Valley	1	8	**9**
Arizona	7	12	**19**

Corner kicks	1	2	Total
Utah Valley	1	4	**5**
Arizona	2	6	**8**

Arizona

Po #	Player	Sh	SO	G	A	Min
00	Reinhardt, Meredith	-	-	-	-	90
3	Crisler, Cali	2	1	1	-	39
7	Moga, Brynn	-	-	-	-	54
9	Stoian, Gabi	3	1	-	1	71
12	Kieneker, Kennedy	-	-	-	-	54
13	Selman Richards, Lex	2	1	1	-	45
15	Crouch, Paige	2	2	-	-	61
19	Park, Brandi	-	-	-	-	74
23	Falasco, Samantha	-	-	-	1	87
24	Stevens, Hannah	2	2	2	-	54
27	Pimienta, Laura	1	-	-	-	51
	-- Substitutes --					
2	Stephan, Erica	1	1	-	-	22
4	Dalton, Dana	-	-	-	-	8
6	Cavarra, Kelcey	1	1	-	-	35
10	Brascia, Charlotte	2	1	-	-	45
14	Degracie-Bailey, Jad	-	-	-	-	30
17	Mazzola, Hailey	-	-	-	-	12
20	Bennett, Maddie	3	1	1	-	41
22	Nelson, Jessica	-	-	-	-	40
25	Carillo, Leah	-	-	-	-	29
28	Gates, Tori	-	-	-	-	36
32	Lee, Malani	-	-	-	-	8
33	Barrie, Zoe	-	-	-	-	3
	Totals	19	11	5	2	

#	Goalkeepers	Min	GA	Saves
00	Reinhardt, Meredith	90:00	1	1

Saves by period	1	2	Total
Utah Valley	2	4	**6**
Arizona	0	1	**1**

Scoring summary:

No.	Time	Team	Goal scorer	Assist	Description
1.	18:37	ARIZ	Stevens, Hannah (1)	Falasco, Samantha	header off free kick
2.	45:59	ARIZ	Bennett, Maddie	(unassisted)	shot from left hand side
3.	48:51	ARIZ	Selman Richards, Lex (2)	(unassisted)	shot from outside 18 into side net
4.	52:30	ARIZ	Stevens, Hannah (9)	(unassisted)	Stevens scores off of a deflected shot by
5.	80:49	ARIZ	Crisler, Cali (1)	Stoian, Gabi	scores off of Stoian's rebound
6.	89:02	UVU	Peterson, Alexis (1)	(unassisted)	scored off rebound from goal kick, rolled

Cautions and ejections:
YC-UVU #11 (18:31); YC-ARIZ #7 (42:45)

Win-Reinhardt, Meredith (1-1). Loss-Davis, Sarah (1-1).
Stadium: Mulcahy Stadium
Officials: Referee: Jesus Cisneros; Asst. Referee: Matt Jacob; Keaton Jarvis;
Alt. Official: Matthew Sternheim;
Offsides: Utah Valley 1, Arizona 4.

Official's signature

Soccer Box Score (Final)
Arizona vs #16 Texas Tech (Aug 26, 2016 at Lubbock, Texas)

Arizona (1-1-1) vs.
Texas Tech (2-0-1)
Date: Aug 26, 2016 • Attendance: 1328
Weather:

Goals by period	1	2	OT	O2	Total
Arizona	1	1	0	0	**2**
Texas Tech	0	2	0	0	**2**

Arizona

Po #	Player	Sh	SO	G	A	Min
gk 00	Reinhardt, Meredith	-	-	-	-	110
mf 3	Crisler, Cali	2	2	1	-	78
mf 9	Stoian, Gabi	3	2	-	-	73
mf 12	Kieneker, Kennedy	1	1	-	-	100
mf 13	Selman Richards, Lex	1	1	-	-	39
mf 14	Degracie-Bailey, Jad	3	2	-	1	88
f 15	Crouch, Paige	3	1	1	-	74
mf 19	Park, Brandi	-	-	-	-	100
d 23	Falasco, Samantha	-	-	-	-	40
d 24	Stevens, Hannah	-	-	-	-	105
mf 27	Pimienta, Laura	-	-	-	-	100
	-- Substitutes --					
2	Stephan, Erica	2	1	-	-	38
6	Cavarra, Kelcey	-	-	-	-	10
7	Moga, Brynn	1	1	-	-	73
8	Simmons, Jazzy	-	-	-	-	10
10	Brascia, Charlotte	-	-	-	-	45
20	Bennett, Maddie	1	-	-	-	36
22	Nelson, Jessica	-	-	-	-	13
25	Carillo, Leah	-	-	-	-	9
28	Gates, Tori	-	-	-	-	70
	Totals	17	11	2	1	

#	Goalkeepers	Min	GA	Saves
00	Reinhardt, Meredith	110:00	2	5

Shots by period	1	2	OT	O2	Total
Arizona	10	6	0	1	**17**
Texas Tech	4	8	0	2	**14**

Corner kicks	1	2	OT	O2	Total
Arizona	1	0	1	0	**2**
Texas Tech	1	5	0	1	**7**

Texas Tech

Po #	Player	Sh	SO	G	A	Min
gk 0	Watson, Lauren	-	-	-	-	110
mf 5	Harr, Jordie	1	-	-	-	98
d 8	Borren, Cassie	-	-	-	-	110
f 11	King, Jade	5	4	1	-	86
d 14	McCullough, Meagan	-	-	-	-	105
mf 16	Duke, Jordan	3	1	-	-	78
f 19	Puente, Gwennie	-	-	-	-	59
d 20	Conarty, Cassie	1	-	-	-	88
d 22	O'Brien, Rebekah	1	1	1	-	110
mf 27	Heiberger, Mary	-	-	-	-	68
mf 33	Wickenheiser, Carly	-	-	-	-	40
	-- Substitutes --					
4	Schmutz, Natalie	2	1	-	-	47
9	Barton, Tatum	1	-	-	-	54
10	Koulizakis, Demi	-	-	-	-	0
15	Jones, Savanna	-	-	-	-	0
18	Puente, Gabbie	-	-	-	-	39
24	Begley, Margaret	-	-	-	-	67
29	Dapaah, Jade	-	-	-	-	42
	Totals	14	7	2	0	

#	Goalkeepers	Min	GA	Saves
0	Watson, Lauren	110:00	2	9

Saves by period	1	2	OT	O2	Total
Arizona	1	3	0	1	**5**
Texas Tech	6	2	0	1	**9**

Scoring summary:

No.	Time	Team	Goal scorer	Assist	Description
1.	27:45	ARIZ	Crouch, Paige (1)	(unassisted)	
2.	64:25	TTU	King, Jade (2)	(unassisted)	
3.	75:54	ARIZ	Crisler, Cali (2)	Degracie-Bailey, Jad	
4.	88:44	TTU	O'Brien, Rebekah (1)	(unassisted)	

Cautions and ejections:
YC-TTU #TM (31:22); YC-ARIZ #28 (53:56); YC-TTU #TM (90:00)

Arizona-Reinhardt, Meredith (1-1-1). Texas Tech-Watson, Lauren (2-0-1).
Stadium: John Walker Complex
Officials: Referee: Chris Greer; Asst. Referee: Daniel Tarbet; Andrew Gage;
Alt. Official: Paul Blackwell;
Offsides: Arizona 0, Texas Tech 1.

Official's signature

Soccer Box Score (Final)
#20 Arizona vs Pepperdine (Aug 19, 2016 at Malibu, Calif.)

Arizona (0-1) vs.
Pepperdine (1-0)
Date: Aug 19, 2016 • Attendance: 411
Weather:

Goals by period	1	2	Total
Arizona	1	0	**1**
Pepperdine	1	2	**3**

Arizona

Po #	Player	Sh	SO	G	A
gk 00	Reinhardt, Meredith	-	-	-	-
d 7	Moga, Brynn	-	-	-	-
f 9	Stoian, Gabi	6	4	-	-
m 13	Selman Richards, Lex	3	2	1	-
m 14	Degracie-Bailey, Jad	-	-	-	-
f 15	Crouch, Paige	1	-	-	1
d 19	Park, Brandi	-	-	-	-
f 20	Bennett, Maddie	-	-	-	-
d 22	Nelson, Jessica	2	-	-	-
d 23	Falasco, Samantha	-	-	-	-
m 24	Stevens, Hannah	-	-	-	-
	-- Substitutes --				
2	Stephan, Erica	-	-	-	-
3	Crisler, Cali	2	2	-	-
6	Cavarra, Kelcey	-	-	-	-
10	Brascia, Charlotte	-	-	-	-
12	Kieneker, Kennedy	1	1	-	-
16	Silverberg, Haley	-	-	-	-
25	Carillo, Leah	-	-	-	-
27	Pimienta, Laura	-	-	-	-
	Totals	15	9	1	1

#	Goalkeepers	Min	GA	Saves
00	Reinhardt, Meredith	90:00	3	4

Shots by period	1	2	Total
Arizona	10	5	**15**
Pepperdine	4	7	**11**

Corner kicks	1	2	Total
Arizona	4	1	**5**
Pepperdine	1	1	**2**

Pepperdine

Po #	Player	Sh	SO	G	A
gk 1	SEABERT, Hannah	-	-	-	-
m 6	SETTLES, Christina	3	2	-	1
d 7	HARBISON, Meagan	-	-	-	-
f 9	BAISDEN, Rylee	2	1	1	2
f 11	SCHOEN, Meghan	-	-	-	-
d 12	MAEMONE, Michelle	1	-	-	-
m 13	VISALLI, Bri	-	-	-	-
d 15	THOMAS, Danielle	-	-	-	-
m 16	COLLINS, Rachael	-	-	-	-
d 19	VAN HORN, Jamie	-	-	-	-
f 22	ARCEBIDO, Mikayla	-	-	-	-
	-- Substitutes --				
8	TANAKA, Emily	-	-	-	-
10	ALVARADO, Taylor	-	-	-	-
17	BYRNE, Katy	-	-	-	-
18	RODRIGUEZ, Kristen	-	-	-	-
24	STENBERG, Hailey	3	2	-	-
25	LEGGIO, Nicole	2	2	2	1
27	MARMUREANU, Alex	-	-	-	-
	Totals	11	7	3	4

#	Goalkeepers	Min	GA	Saves
1	SEABERT, Hannah	90:00	1	8

Saves by period	1	2	Total
Arizona	1	3	**4**
Pepperdine	5	3	**8**

Scoring summary:

No.	Time	Team	Goal scorer	Assist	Description
1.	21:12	ARIZ	Selman Richards, Lex (1)	Crouch, Paige	shot from right of box
2.	29:51	PEP	LEGGIO, Nicole (1)	BAISDEN, Rylee	Scored deep in box off free kick played in
3.	58:58	PEP	BAISDEN, Rylee (1)	LEGGIO, Nicole	Shot from top of box
4.	64:07	PEP	LEGGIO, Nicole (2)	BAISDEN, Rylee SETTLES, Christina	Cross from right, scored deep in box

Cautions and ejections:
YC-ARIZ #20 (10:51); YC-PEP #17 (74:32)

Win-SEABERT, Hannah (1-0). Loss-Reinhardt, Meredith (0-1).
Stadium: Tari Frahm Rokus Fld
Officials: Referee: Michael Radchuk; Asst. Referee: Kristin Patterson;
Carlos Hernandez;
Offsides: Arizona 2, Pepperdine 1.

Official's signature

Soccer Box Score (Final)
The Automated ScoreBook
Arizona vs Denver (Sep 02, 2016 at Tempe,Arizona)

Arizona (2-1-1) vs.
Denver (1-4-0)
Date: Sep 02, 2016 • Attendance: 352
Weather: Clear, temps in high 90s

Goals by period	1	2	Total
Arizona	2	1	**3**
Denver	0	0	**0**

Arizona

Po #	Player	Sh	SO	G	A	Min
gk 1	Burdett, Lainey	-	-	-	-	90
mf 3	Crisler, Cali	-	-	-	-	54
d 7	Moga, Brynn	1	1	-	-	77
mf 9	Stoian, Gabi	6	4	1	1	67
mf 12	Kieneker, Kennedy	1	-	-	-	59
mf 13	Selman Richards, Lex	4	2	1	2	46
mf 14	Degracie-Bailey, Jad	-	-	-	-	72
f 15	Crouch, Paige	3	1	1	-	40
mf 19	Park, Brandi	1	-	-	-	90
d 24	Stevens, Hannah	-	-	-	-	81
mf 27	Pimienta, Laura	-	-	-	-	71
	-- Substitutes --					
2	Stephan, Erica	-	-	-	-	44
4	Dalton, Dana	-	-	-	-	19
6	Cavarra, Kelcey	-	-	-	-	42
10	Brascia, Charlotte	3	2	-	-	50
11	McGarry, Morgan	-	-	-	-	13
17	Mazzola, Hailey	-	-	-	-	13
18	Brown, Madeline	1	-	-	-	0
20	Bennett, Maddie	-	-	-	-	11
22	Nelson, Jessica	1	1	-	-	37
25	Carillo, Leah	-	-	-	-	26
33	Barrie, Zoe	-	-	-	-	9
	Totals	21	11	3	3	

#	Goalkeepers	Min	GA	Saves
1	Burdett, Lainey	90:00	0	1

Shots by period	1	2	Total
Arizona	14	7	**21**
Denver	0	1	**1**

Corner kicks	1	2	Total
Arizona	2	2	**4**
Denver	1	3	**4**

Denver

Po #	Player	Sh	SO	G	A	Min
gk 1	Rey,Cassidy	-	-	-	-	45
d 4	Bricker,Hannah	-	-	-	-	27
f 7	Fredette,Karina	-	-	-	-	50
d 8	Dancy,Jessie	-	-	-	-	90
df 9	Bothner,Makenzie	-	-	-	-	90
d 11	Turcios,Heather	-	-	-	-	90
f 13	Dewalt,Mary	-	-	-	-	54
f 14	Swander,Leah	1	1	-	-	76
df 15	McSwain,Lilly	-	-	-	-	90
mf 18	Garzelloni,Francesca	-	-	-	-	90
mf 19	Alder,Hannah	-	-	-	-	90
	-- Substitutes --					
0	Wilson,Brittany	-	-	-	-	45
20	Welch,Riley	-	-	-	-	63
22	Pacheco,Angelica	-	-	-	-	44
	Totals	1	1	0	0	

#	Goalkeepers	Min	GA	Saves
1	Rey,Cassidy	45:00	2	3
0	Wilson,Brittany	45:00	1	5

Saves by period	1	2	Total
Arizona	0	1	**1**
Denver	3	5	**8**

Scoring summary:

No.	Time	Team	Goal scorer	Assist	Description
1.	18:31	ARIZ	Crouch, Paige (2)	Selman Richards, Lex	
2.	24:03	ARIZ	Selman Richards, Lex (3)	Stoian, Gabi	Gathered a ball just outside of the 18, on finish
3.	53:20	ARIZ	Stoian, Gabi (1)	Selman Richards, Lex	breakaway goal, show taken just inside th

Cautions and ejections:
YC-ARIZ #3 (54:57)

Win-Burdett, Lainey (2-1-1). Loss-Rey,Cassidy (0-1-0).
Stadium: SunDevilSoccerStad
Officials: Referee: Robi Hullner; Asst. Referee: Matt Godfrey; Benjamin Scott;
Alt. Official: Mike Ambrose; Timekeeper: ASU; Scorer: ASU;
Offsides: Arizona 5, Denver 0.

Official's signature

Soccer Box Score (Final)
The Automated ScoreBook
Arizona vs Columbia (Sep 04, 2016 at Tempe,Arizona)

Arizona (3-1-1) vs.
Columbia (1-3)
Date: Sep 04, 2016 • Attendance:
Weather: Sunny with temps in mid to upper 90s

Goals by period	1	2	Total
Arizona	1	1	**2**
Columbia	0	0	**0**

Arizona

Po	#	Player	Sh	SO	G	A	Min
gk	1	Burdett, Lainey	-	-	-	-	90
m	3	Crisler, Cali	5	2	1	-	54
d	7	Moga, Brynn	-	-	-	-	78
m	9	Stoian, Gabi	3	2	-	-	69
m	12	Kieneker, Kennedy	1	-	-	-	51
m	13	Selman Richards, Lex	-	-	-	-	37
m	14	Degracie-Bailey, Jad	1	1	-	-	40
f	15	Crouch, Paige	1	-	-	-	42
m	19	Park, Brandi	-	-	-	-	81
d	24	Stevens, Hannah	2	1	-	-	78
m	27	Pimienta, Laura	-	-	-	-	90
		-- Substitutes --					
	2	Stephan, Erica	2	1	-	-	37
	6	Cavarra, Kelcey	1	1	-	-	39
	10	Brascia, Charlotte	2	1	1	-	42
	11	McGarry, Morgan	1	-	-	-	11
	17	Mazzola, Hailey	1	-	-	-	28
	20	Bennett, Maddie	2	2	-	1	41
	22	Nelson, Jessica	-	-	-	-	55
	25	Carillo, Leah	1	-	-	-	28
		Totals	23	11	2	1	

#	Goalkeepers	Min	GA	Saves
1	Burdett, Lainey	90:00	0	1

Shots by period	1	2	Total
Arizona	11	12	**23**
Columbia	3	2	**5**

Corner kicks	1	2	Total
Arizona	5	3	**8**
Columbia	1	0	**1**

Columbia

Po	#	Player	Sh	SO	G	A	Min
gk	19	Whitehouse, Sophie	-	-	-	-	90
m	3	Shin, Stephanie	-	-	-	-	58
f	4	Hemmings, Amaris	1	1	-	-	62
m/f5		Taylor, Grace	-	-	-	-	76
f	6	Koe, Emily	1	-	-	-	67
d	14	Lucas, Reilly	-	-	-	-	48
d	16	Manion, Kerry	-	-	-	-	90
d	18	Kurlya-Santos, Adria	-	-	-	-	90
f	22	Anderson, Emma	2	-	-	-	75
m	24	Militello, Caroline	1	-	-	-	76
d	27	Johnson, Amalya	-	-	-	-	83
		-- Substitutes --					
	7	Neshat, Holly	-	-	-	-	19
	9	Linde, Madeline	-	-	-	-	19
	11	Neshat, Natalie	-	-	-	-	44
	13	Cotter, Kristy	-	-	-	-	14
	23	Alexander, Rachel	-	-	-	-	28
	28	Peacock, Bailey	-	-	-	-	50
		Totals	5	1	0	0	

#	Goalkeepers	Min	GA	Saves
19	Whitehouse, Sophie	90:00	2	9

Saves by period	1	2	Total
Arizona	1	0	**1**
Columbia	4	5	**9**

Scoring summary:

No.	Time	Team	Goal scorer	Assist	Description
1.	40:52	ARIZ	Brascia, Charlotte (1)	Bennett, Maddie	20 crossed to 10 in front of net
2.	64:30	ARIZ	Crisler, Cali (3)	(unassisted)	

Cautions and ejections:
YC-ARIZ #7 (48:35)

Win-Burdett, Lainey (2-0). Loss-Whitehouse, Sophie (1-3).
Stadium: SunDevilSoccerStad
Officials: Referee: Paul Nothman; Asst. Referee: Jordan Schultz; Rene Salomon;
Alt. Official: Mario Coss; Timekeeper: ASU; Scorer: ASU;
Offsides: Arizona 1, Columbia 2.

Official's signature

Soccer Box Score (Final)
The Automated ScoreBook
Northern Illinois vs Arizona (Sep 09, 2016 at Tucson, Ariz.)

Northern Illinois (1-3-1) vs.
Arizona (4-1-1)
Date: Sep 09, 2016 • Attendance: 667
Weather:

Goals by period	1	2	Total
Northern Illinois	0	0	**0**
Arizona	1	1	**2**

Northern Illinois

Po	#	Player	Sh	SO	G	A	Min
	1	ANNALA, Amy	-	-	-	-	90
	3	YASS, Natalie	2	1	-	-	83
	4	SARVER, Taylor	3	2	-	-	83
	8	INGHAM, Allie	-	-	-	-	86
	10	ELIAS, Alex	-	-	-	-	90
	11	PENA, Natalia	-	-	-	-	90
	13	SANFILIPPO, Kate	1	-	-	-	90
	14	CHOPE, Kelsey	-	-	-	-	77
	20	O'BRIEN, Sammy	-	-	-	-	51
	23	NAILOR, Jennie	-	-	-	-	58
	32	WOOLDRIDGE, Jess	-	-	-	-	59
		-- Substitutes --					
	2	NESLUND, Lauren	-	-	-	-	4
	9	LOPRIENO, Delaney	-	-	-	-	1
	12	FURUSETH HAUGAN	-	-	-	-	7
	16	WILLIS, Lauren	-	-	-	-	27
	22	PAGE, Cassidy	-	-	-	-	32
	24	GREGG, Abby	-	-	-	-	39
	29	CUMMINGS, Haley	-	-	-	-	23
		Totals	6	3	0	0	

#	Goalkeepers	Min	GA	Saves
1	ANNALA, Amy	90:00	2	1

Shots by period	1	2	Total
Northern Illinois	4	2	**6**
Arizona	6	5	**11**

Corner kicks	1	2	Total
Northern Illinois	2	1	**3**
Arizona	2	1	**3**

Arizona

Po	#	Player	Sh	SO	G	A	Min
	1	Burdett, Lainey	-	-	-	-	90
	3	Crisler, Cali	-	-	-	1	72
	7	Moga, Brynn	-	-	-	-	35
	9	Stoian, Gabi	5	2	1	-	90
	10	Brascia, Charlotte	-	-	-	-	74
	13	Selman Richards, Lex	1	-	-	-	47
	14	Degracie-Bailey, Jad	-	-	-	-	47
	15	Crouch, Paige	1	1	1	-	72
	19	Park, Brandi	-	-	-	-	90
	24	Stevens, Hannah	1	-	-	-	47
	27	Pimienta, Laura	-	-	-	-	84
		-- Substitutes --					
	6	Cavarra, Kelcey	-	-	-	-	43
	12	Kieneker, Kennedy	1	-	-	-	34
	17	Mazzola, Hailey	1	-	-	-	45
	20	Bennett, Maddie	1	-	-	-	43
	22	Nelson, Jessica	-	-	-	-	61
	25	Carillo, Leah	-	-	-	-	16
		Totals	11	3	2	1	

#	Goalkeepers	Min	GA	Saves
1	Burdett, Lainey	90:00	0	3

Saves by period	1	2	Total
Northern Illinois	1	0	**1**
Arizona	1	2	**3**

Scoring summary:

No.	Time	Team	Goal scorer	Assist	Description
1.	2:01	ARIZ	Crouch, Paige (3)	Crisler, Cali	
2.	80:20	ARIZ	Stoian, Gabi (2)	(unassisted)	Stoian scores after NIU's 11 blocks Steve header with her hands

Cautions and ejections:
YC-NIU #14 (23:17); RC-NIU #11 (80:18)

Stadium: Mulcahy Stadium
Officials: Referee: Rene Numez; Asst. Referee: Robert Sequeiros; Brian Weiss;
Alt. Official: Matt Jacob; Timekeeper: Andreas Zai; Scorer: Andreas Zai;
Offsides: Northern Illinois 0, Arizona 0.

Official's signature

Soccer Box Score (Final)
The Automated ScoreBook
San Francisco vs Arizona (Sep 11, 2016 at Tucson, Ariz.)

San Francisco (3-5-0) vs.
Arizona (5-1-1)
Date: Sep 11, 2016 • Attendance: 540
Weather:

Goals by period	1	2	Total
San Francisco	0	0	**0**
Arizona	0	1	**1**

San Francisco

Po	#	Player	Sh	SO	G	A	Min
	6	Glaser,Maddy	-	-	-	-	90
	9	Santana,Valerie	-	-	-	-	35
	10	Mercado,Micaela	-	-	-	-	72
	12	Krehbiel,Kristina	-	-	-	-	44
	20	Whittle,Amanda	1	1	-	-	70
	22	Schaffer,Ali	-	-	-	-	90
	24	Nakae,Jessica	2	-	-	-	64
	25	Arriola,Allison	-	-	-	-	45
	26	Lueken,Izzie	1	-	-	-	66
	27	Giraud,Sonja	-	-	-	-	67
	32	Presgrave,Makayla	-	-	-	-	90
		-- Substitutes --					
	4	Wilson,Camille	1	-	-	-	47
	5	Humpherys,Mckenzie	-	-	-	-	45
	8	Ellis,Sydney	-	-	-	-	26
	13	Ellis,Melissa	-	-	-	-	39
	15	Madison,Miciah	-	-	-	-	46
	17	Major,Desiree	-	-	-	-	20
	19	Kelsey,Nicole	-	-	-	-	12
	21	Keane,Bella	-	-	-	-	12
	29	Garcia,Charlee	-	-	-	-	12
		Totals	5	1	0	0	

#	Goalkeepers	Min	GA	Saves
32	Presgrave,Makayla	90:00	1	9

Shots by period	1	2	Total
San Francisco	3	2	**5**
Arizona	5	8	**13**

Corner kicks	1	2	Total
San Francisco	2	5	**7**
Arizona	4	2	**6**

Arizona

Po	#	Player	Sh	SO	G	A	Min
	1	Burdett, Lainey	-	-	-	-	90
	3	Crisler, Cali	-	-	-	-	58
	9	Stoian, Gabi	1	1	-	-	71
	12	Kieneker, Kennedy	-	-	-	-	36
	13	Selman Richards, Lex	1	1	-	-	43
	14	Degracie-Bailey, Jad	2	2	-	1	54
	15	Crouch, Paige	3	2	-	-	49
	19	Park, Brandi	-	-	-	-	90
	22	Nelson, Jessica	-	-	-	-	73
	24	Stevens, Hannah	1	1	1	-	90
	27	Pimienta, Laura	-	-	-	-	79
		-- Substitutes --					
	6	Cavarra, Kelcey	-	-	-	-	66
	7	Moga, Brynn	-	-	-	-	45
	8	Simmons, Jazzy	-	-	-	-	0
	10	Brascia, Charlotte	2	2	-	-	45
	17	Mazzola, Hailey	-	-	-	-	36
	20	Bennett, Maddie	3	1	-	-	53
	25	Carillo, Leah	-	-	-	-	12
		Totals	13	10	1	1	

#	Goalkeepers	Min	GA	Saves
1	Burdett, Lainey	90:00	0	1

Saves by period	1	2	Total
San Francisco	4	5	**9**
Arizona	1	0	**1**

Scoring summary:

No.	Time	Team	Goal scorer	Assist	Description
1.	69:01	ARIZ	Stevens, Hannah (3)	Degracie-Bailey, Jad	Flip throw from Jaden DeGracie and Hann heads it in

Cautions and ejections:

Stadium: Mulcahy Stadium
Officials: Referee: Adam Brugman; Asst. Referee: Bennett Savage; Matthew Sternheim;
Alt. Official: Brian Weiss;
Offsides: San Francisco 0, Arizona 2.

Official's signature

Soccer Box Score (Final)
The Automated ScoreBook
Oklahoma vs Arizona (Sep 16, 2016 at Tucson, Ariz.)

Oklahoma (6-2-1) vs.
Arizona (5-2-1)
Date: Sep 16, 2016 • Attendance: 673
Weather: Mid 80s, calm

Goals by period	1	2	Total
Oklahoma	0	2	**2**
Arizona	1	0	**1**

Oklahoma

Po	#	Player	Sh	SO	G	A	Min
gk	34	Stade, Kassidie	-	-	-	-	90
m	5	O'Donnell, Kristina	-	-	-	-	82
d	6	Brem, Madeline	-	-	-	-	90
f	11	Saliba, Madison	1	1	-	1	74
m	12	Bowman, Tori	3	-	-	-	90
d	14	Ressler, Rachel	1	1	1	-	90
f	16	Keester, Liz	2	1	1	-	78
m	18	Luallin, Lizzie	1	1	-	-	68
m	21	Cota, Jemma	1	-	-	-	90
d	26	Boyle, Angela	-	-	-	-	90
d	27	Welch, Paige	-	-	-	-	90
		-- Substitutes --					
	4	Price, Shiloh	-	-	-	-	46
	10	Roberts, Rasha	-	-	-	-	12
		Totals	9	4	2	1	

#	Goalkeepers	Min	GA	Saves
34	Stade, Kassidie	90:00	1	4

Shots by period	1	2	Total
Oklahoma	3	6	**9**
Arizona	8	3	**11**

Corner kicks	1	2	Total
Oklahoma	1	2	**3**
Arizona	2	2	**4**

Arizona

Po	#	Player	Sh	SO	G	A	Min
gk	1	Burdett, Lainey	-	-	-	-	90
m	3	Crisler, Cali	3	2	-	-	71
d	7	Moga, Brynn	-	-	-	-	82
m	9	Stoian, Gabi	1	1	-	-	79
m	12	Kieneker, Kennedy	1	1	1	-	90
m	13	Selman Richards, Lex	3	1	-	-	44
m	14	Degracie-Bailey, Jad	-	-	-	1	64
f	15	Crouch, Paige	-	-	-	-	69
d	19	Park, Brandi	-	-	-	-	90
m	24	Stevens, Hannah	2	-	-	-	90
d	27	Pimienta, Laura	-	-	-	-	90
		-- Substitutes --					
	6	Cavarra, Kelcey	1	-	-	-	59
	10	Brascia, Charlotte	-	-	-	-	21
	20	Bennett, Maddie	-	-	-	-	26
	22	Nelson, Jessica	-	-	-	-	26
		Totals	11	5	1	1	

#	Goalkeepers	Min	GA	Saves
1	Burdett, Lainey	90:00	2	2

Saves by period	1	2	Total
Oklahoma	4	0	**4**
Arizona	0	2	**2**

Scoring summary:

No.	Time	Team	Goal scorer	Assist	Description
1.	29:51	ARIZ	Kieneker, Kennedy (1)	Degracie-Bailey, Jad	Kieneker heads DeGracie's flip throw into
2.	54:48	OU	Ressler, Rachel (3)	(unassisted)	
3.	80:22	OU	Keester, Liz (4)	Saliba, Madison	

Cautions and ejections:
YC-ARIZ #27 (63:26); YC-OU #5 (89:10)

Win-Stade, Kassidie (6-2-1). Loss-Burdett, Lainey (2-1).
Stadium: Mulcahy Stadium
Officials: Referee: CuauhtemocDelgadillo; Asst. Referee: Matt Godfrey;
Alt. Official: Matthew Sternheim; Timekeeper: Robert Siqueiros;
Offsides: Oklahoma 4, Arizona 2.

Official's signature

The Automated ScoreBook
Arizona vs #10 USC (Sep 23, 2016 at Los Angeles, Calif.)

Arizona (5-3-1) vs.
USC (7-2-0)
Date: Sep 23, 2016 • Attendance: 295
Weather: 73 degrees, sunny

Goals by period	1	2	Total
Arizona	0	0	**0**
USC	2	2	**4**

Arizona

Po	#	Player	Sh	SO	G	A	Min
gk	1	Burdett, Lainey	-	-	-	-	90
m	3	Crisler, Cali	-	-	-	-	58
d	7	Moga, Brynn	-	-	-	-	79
f	9	Stoian, Gabi	6	3	-	-	75
m	12	Kieneker, Kennedy	-	-	-	-	70
m	14	Degracie-Bailey, Jad	-	-	-	-	83
f	15	Crouch, Paige	2	1	-	-	83
d	19	Park, Brandi	-	-	-	-	78
d	24	Stevens, Hannah	1	-	-	-	62
d	27	Pimienta, Laura	-	-	-	-	90
d	28	Gates, Tori	-	-	-	-	37
		-- Substitutes --					
	6	Cavarra, Kelcey	-	-	-	-	21
	13	Selman Richards, Lex	3	2	-	-	52
	17	Mazzola, Hailey	-	-	-	-	7
	20	Bennett, Maddie	-	-	-	-	21
	22	Nelson, Jessica	2	-	-	-	43
	23	Falasco, Samantha	1	-	-	-	40
		Totals	15	6	0	0	

#	Goalkeepers	Min	GA	Saves
1	Burdett, Lainey	90:00	4	5

Shots by period	1	2	Total
Arizona	3	12	**15**
USC	9	11	**20**

Corner kicks	1	2	Total
Arizona	1	4	**5**
USC	4	4	**8**

USC

Po	#	Player	Sh	SO	G	A	Min
gk	1	Prudhomme, Sammy	-	-	-	-	90
m	3	Andrews, Morgan	1	1	-	-	82
d	7	Bingham, Julia	1	-	-	1	83
m	11	Molen, Nicole	2	-	-	-	63
d	12	Freeman, Mandy	-	-	-	-	90
d	13	Levin, Savannah	-	-	-	-	90
m	18	Mills, Kayla	-	-	-	1	70
m	19	Sladek, Sydney	1	1	-	-	82
f	21	Anthony, Alex	8	2	-	1	73
d	23	Prisock, Ally	-	-	-	-	90
f	33	Johnson, Katie	3	1	1	-	55
		-- Substitutes --					
	15	Woodward, Jalen	-	-	-	-	21
	16	Rooney, Amanda	1	1	1	-	29
	17	Corrin, Courtney	-	-	-	-	7
	20	Rosen, Nikki	1	1	-	-	7
	24	Hite, Hailey	-	-	-	-	6
	25	Earley, Moriah	-	-	-	-	6
	30	Johnson, Sydney	1	1	1	-	15
	35	Pruitt, Leah	1	1	1	-	31
		Totals	20	9	4	3	

#	Goalkeepers	Min	GA	Saves
1	Prudhomme, Sammy	90:00	0	6

Saves by period	1	2	Total
Arizona	0	5	**5**
USC	0	6	**6**

Scoring summary:

No.	Time	Team	Goal scorer	Assist	Description
1.	22:26	USC	Johnson, Katie (3)	Anthony, Alex Mills, Kayla	thru ball at the top of the box, finish with outside of foot far post
2.	36:42	USC	Pruitt, Leah (2)	Bingham, Julia	thru ball up, slipped far post
3.	75:31	USC	Rooney, Amanda (1)	(unassisted)	shot far post from left corner of box off deflection
4.	84:36	USC	Johnson, Sydney (1)	(unassisted)	off cross to the left side, finish from the g line far post

Cautions and ejections:

Win-Prudhomme, Sammy Jo (7-2-0). Loss-Burdett, Lainey (2-2-0).
Stadium: McAlister Field
Officials: Referee: Ian Chapman; Asst. Referee: Melissa Gonzalez; Michelle Provan;
Alt. Official: Shea McNair; Timekeeper: Sara Montgomery; Scorer: Rachel Caton;
Offsides: Arizona 1, USC 6.

Official's signature

The Automated ScoreBook
Colorado vs Arizona (Sep 29, 2016 at Tucson, Ariz.)

Colorado (8-3-0) vs.
Arizona (5-4-1)
Date: Sep 29, 2016 • Attendance: 542
Weather: Cloudy

Goals by period	1	2	Total
Colorado	0	1	**1**
Arizona	0	0	**0**

Colorado

Po	#	Player	Sh	SO	G	A	Min
	0	Tompkins, Jalen	-	-	-	-	90
	2	Orejel, Joss	-	-	-	-	87
	3	Bruder, Emily	1	1	-	-	66
	6	Stanton, Morgan	-	-	-	-	90
	7	Evans, Danica	4	3	-	-	77
	8	Massey, Megan	-	-	-	-	64
	10	Kinzner, Sarah	-	-	-	-	72
	15	Aaknes, Kelsey	-	-	-	-	41
	16	Greening, Erin	-	-	-	-	81
	17	Hogg, Kahlia	-	-	-	-	90
	22	Kornieck, Taylor	1	1	1	-	82
		-- Substitutes --					
	4	Best, Nancy	-	-	-	-	4
	11	Vidger, Alex	-	-	-	-	61
	18	Kraus, Mikaela	-	-	-	-	31
	19	Zuniga, Stephanie	1	-	-	-	28
	20	Shymka, Camilla	-	-	-	-	26
		Totals	7	5	1	0	

#	Goalkeepers	Min	GA	Saves
0	Tompkins, Jalen	90:00	0	3

Shots by period	1	2	Total
Colorado	4	3	**7**
Arizona	5	9	**14**

Corner kicks	1	2	Total
Colorado	1	1	**2**
Arizona	1	3	**4**

Arizona

Po	#	Player	Sh	SO	G	A	Min
	1	Burdett, Lainey	-	-	-	-	90
	7	Moga, Brynn	-	-	-	-	72
	9	Stoian, Gabi	3	-	-	-	90
	12	Kieneker, Kennedy	-	-	-	-	62
	13	Selman Richards, Lex	1	-	-	-	61
	14	Degracie-Bailey, Jad	-	-	-	-	63
	15	Crouch, Paige	4	2	-	-	65
	19	Park, Brandi	1	-	-	-	78
	23	Falasco, Samantha	-	-	-	-	90
	24	Stevens, Hannah	1	-	-	-	82
	27	Pimienta, Laura	-	-	-	-	75
		-- Substitutes --					
	3	Crisler, Cali	3	1	-	-	48
	6	Cavarra, Kelcey	-	-	-	-	27
	10	Brascia, Charlotte	1	-	-	-	0
	16	Silverberg, Haley	-	-	-	-	22
	20	Bennett, Maddie	-	-	-	-	38
	22	Nelson, Jessica	-	-	-	-	27
		Totals	14	3	0	0	

#	Goalkeepers	Min	GA	Saves
1	Burdett, Lainey	90:00	1	4

Saves by period	1	2	Total
Colorado	3	0	**3**
Arizona	3	1	**4**

Scoring summary:

No.	Time	Team	Goal scorer	Assist	Description
1.	55:58	COLO	Kornieck, Taylor	(unassisted)	GOAL FROM FREE KICK

Cautions and ejections:
YC-ARIZ #19 (55:48); YC-ARIZ #7 (64:36); YC-COLO #19 (76:06);
YC-COLO #22 (79:21)

Stadium: Mulcahy Stadium
Officials: Referee: Alex Del Angel; Asst. Referee: Robi Hullner; Keaton Jarvis;
Alt. Official: Matt Jacob;
Offsides: Colorado 3, Arizona 2.

Official's signature

The Automated ScoreBook
Utah vs Arizona (Sep 30, 2016 at Tucson, Ariz.)

Utah7-2-1(2-0-1) vs.
Arizona5-5-1(0-3-0)
Date: Sep 30, 2016 • Attendance: 522
Weather: Rainy

Goals by period	1	2	Total
Utah	1	1	**2**
Arizona	1	0	**1**

Utah

Po	#	Player	Sh	SO	G	A	Min
	2	Leachman, Tavia	1	-	-	-	90
	3	Rogers, Katie	2	2	-	1	90
	5	Kearl, Janie	1	-	-	-	72
	9	Gwerder, Aleea	-	-	-	-	81
	11	Flom, Max	2	2	-	-	38
	14	Slattery, Taylor	-	-	-	-	61
	15	Vukic, Natalie	-	-	-	-	59
	19	Skolmoski, Hailey	4	3	2	-	75
	24	Jacobsen, Eden	-	-	-	-	74
	28	Wells, Natalee	-	-	-	-	90
	32	Mathias, July	-	-	-	-	90
		-- Substitutes --					
	6	Van der Veen, Paola	-	-	-	-	28
	12	Daugirda, Holly	-	-	-	1	61
	17	Cacciacarne, Haylee	-	-	-	-	61
	21	Dunn, Ireland	-	-	-	-	10
	25	Turang, Cabria	-	-	-	-	11
		Totals	10	7	2	2	

#	Goalkeepers	Min	GA	Saves
32	Mathias, July	90:00	1	7

Shots by period	1	2	Total
Utah	6	4	**10**
Arizona	10	7	**17**

Corner kicks	1	2	Total
Utah	1	1	**2**
Arizona	4	2	**6**

Arizona

Po	#	Player	Sh	SO	G	A	Min
	1	Burdett, Lainey	-	-	-	-	90
	3	Crisler, Cali	2	-	-	-	57
	7	Moga, Brynn	-	-	-	-	49
	9	Stoian, Gabi	3	1	-	1	82
	12	Kieneker, Kennedy	-	-	-	-	75
	13	Selman Richards, Lex	4	2	-	-	67
	14	Degracie-Bailey, Jad	1	1	-	-	77
	15	Crouch, Paige	4	3	1	-	82
	19	Park, Brandi	2	1	-	-	72
	23	Falasco, Samantha	-	-	-	-	90
	27	Pimienta, Laura	1	-	-	-	78
		-- Substitutes --					
	2	Stephan, Erica	-	-	-	-	10
	6	Cavarra, Kelcey	-	-	-	-	23
	10	Brascia, Charlotte	-	-	-	-	36
	16	Silverberg, Haley	-	-	-	-	20
	17	Mazzola, Hailey	-	-	-	-	8
	20	Bennett, Maddie	-	-	-	-	15
	24	Stevens, Hannah	-	-	-	-	60
	25	Carillo, Leah	-	-	-	-	8
		Totals	17	8	1	1	

#	Goalkeepers	Min	GA	Saves
1	Burdett, Lainey	90:00	2	5

Saves by period	1	2	Total
Utah	5	2	**7**
Arizona	4	1	**5**

Scoring summary:

No.	Time	Team	Goal scorer	Assist	Description
1.	10:20	ARIZ	Crouch, Paige (4)	Stoian, Gabi	
2.	30:05	UTAH	Skolmoski, Hailey (7)	Rogers, Katie	
3.	70:13	UTAH	Skolmoski, Hailey (8)	Daugirda, Holly	

Cautions and ejections:

Stadium: Mulcahy Stadium
Officials: Referee: Alex Marquand-Willse; Asst. Referee: Brandon Marshall;
Jordan Schultz; Alt. Official: Jesus Leon;
Offsides: Utah 0, Arizona 1.

Official's signature

The Automated ScoreBook
Arizona vs Washington State (Oct 06, 2016 at Pullman, Wash.)

Arizona (6-5-1, 1-3-0) vs.
Washington State (5-6-1, 0-4-0)
Date: Oct 06, 2016 • Attendance: 903
Weather: 52 degrees, overcast

Goals by period	1	2	Total
Arizona	2	0	**2**
Washington State	0	0	**0**

Arizona

Po	#	Player	Sh	SO	G	A	Min
gk	1	Burdett, Lainey	-	-	-	-	90
mf	3	Crisler, Cali	-	-	-	-	69
d	7	Moga, Brynn	-	-	-	-	84
mf	9	Stoian, Gabi	4	2	1	1	72
mf	12	Kieneker, Kennedy	-	-	-	-	59
mf	13	Selman Richards, Lex	4	1	-	-	54
mf	14	Degracie-Bailey, Jad	1	1	-	-	89
f	15	Crouch, Paige	1	1	1	-	73
f	16	Silverberg, Haley	-	-	-	-	61
d	23	Falasco, Samantha	-	-	-	-	45
d	24	Stevens, Hannah	2	-	-	-	84
		-- Substitutes --					
	6	Cavarra, Kelcey	-	-	-	-	18
	10	Brascia, Charlotte	1	1	-	-	23
	19	Park, Brandi	-	-	-	-	62
	20	Bennett, Maddie	-	-	-	-	11
	25	Carillo, Leah	-	-	-	-	22
	28	Gates, Tori	-	-	-	-	29
		Totals	13	6	2	1	

#	Goalkeepers	Min	GA	Saves
1	Burdett, Lainey	90:00	0	8

Shots by period	1	2	Total
Arizona	8	5	**13**
Washington State	6	12	**18**

Corner kicks	1	2	Total
Arizona	1	4	**5**
Washington State	2	6	**8**

Washington State

Po	#	Player	Sh	SO	G	A	Min
gk	00	Dederick, Ella	-	-	-	-	90
d	4	Crenshaw, Kelsee	1	-	-	-	80
mf	6	Weaver, Morgan	2	1	-	-	62
mf	7	Harkins, Chelsea	-	-	-	-	53
d	8	Branch, Jordan	-	-	-	-	90
mf	9	Johnson, Kailiana	5	2	-	-	90
d	10	White, Susie	-	-	-	-	90
f	11	Johnson, Kaitlyn	1	-	-	-	90
mf	21	Marlow, Nicolle	-	-	-	-	26
d	24	O'Neill, Maegan	2	1	-	-	86
f	29	Overland, Alysha	1	1	-	-	63
		-- Substitutes --					
	2	Jones, Jazmin	-	-	-	-	4
	16	Hancock, Grace	1	1	-	-	37
	19	Haro, Maddy	2	1	-	-	38
	30	Dicintio, Jordyn	-	-	-	-	33
	41	Neal, Amy	3	1	-	-	58
		Totals	18	8	0	0	

#	Goalkeepers	Min	GA	Saves
00	Dederick, Ella	90:00	2	4

Saves by period	1	2	Total
Arizona	2	6	**8**
Washington State	2	2	**4**

Scoring summary:

No.	Time	Team	Goal scorer	Assist	Description
1.	11:19	ARIZ	Crouch, Paige (5)	Stoian, Gabi	Header from close range off free kick
2.	16:03	ARIZ	Stoian, Gabi (3)	(unassisted)	Low drive to near post from outside the

Cautions and ejections:
YC-WSU #29 (81:25); YC-ARIZ #14 (84:53)

Win-Burdett, Lainey (3-2-0). Loss-Dederick, Ella (5-6-1).
Stadium: Lower Soccer Field
Officials: Referee: Eric Ehrhardt; Asst. Referee: Seth Martin; Christian Clerc;
Alt. Official: Elorm Atisu; Timekeeper: Mike McCabe;
Offsides: Arizona 6, Washington State 0.

Official's signature

The Automated ScoreBook
Arizona vs Washington (Oct 09, 2016 at Seattle, Wash.)

Arizona (6-6-1) vs.
Washington (6-7-1)
Date: Oct 09, 2016 • Attendance:
Weather:

Goals by period	1	2	Total
Arizona	0	1	**1**
Washington	1	1	**2**

Arizona

Po	#	Player	Sh	SO	G	A	Min
gk	1	Burdett, Lainey	-	-	-	-	82
mf	3	Crisler, Cali	-	-	-	-	67
d	7	Moga, Brynn	-	-	-	-	11
mf	9	Stoian, Gabi	4	1	1	-	90
mf	12	Kieneker, Kennedy	2	-	-	-	85
mf	13	Selman Richards, Lex	2	2	-	-	60
mf	14	Degracie-Bailey, Jad	-	-	-	-	54
f	15	Crouch, Paige	2	1	-	-	50
f	16	Silverberg, Haley	1	-	-	-	25
d	23	Falasco, Samantha	-	-	-	-	45
d	24	Stevens, Hannah	-	-	-	-	90
		-- Substitutes --					
	0		-	-	-	-	8
	2	Stephan, Erica	-	-	-	-	10
	6	Cavarra, Kelcey	1	1	-	-	38
	10	Brascia, Charlotte	-	-	-	-	47
	19	Park, Brandi	-	-	-	-	79
	20	Bennett, Maddie	-	-	-	-	25
	25	Carillo, Leah	-	-	-	-	34
	27	Pimienta, Laura	-	-	-	-	45
	28	Gates, Tori	-	-	-	-	65
		Totals	12	5	1	0	

#	Goalkeepers	Min	GA	Saves
1	Burdett, Lainey	90:00	2	3

Shots by period	1	2	Total
Arizona	8	4	**12**
Washington	5	9	**14**

Corner kicks	1	2	Total
Arizona	2	1	**3**
Washington	1	3	**4**

Washington

Po	#	Player	Sh	SO	G	A	Min
gk	1	Shimer, Sarah	-	-	-	-	90
d	2	Sekyra, Taylor	-	-	-	-	90
d	3	Kinzer, Madi	-	-	-	-	90
d	6	Bond-Flasza, Domini	-	-	-	-	90
d	8	McElvaine, Havana	-	-	-	-	90
f	9	Schoales, Becca	3	1	1	-	70
f	15	Simon, Shannon	3	2	1	-	78
mf	19	Kokoska, Sam	1	-	-	-	90
f	20	Keever, Kimberly	4	2	-	-	90
mf	21	Rawlings, Miranda	1	-	-	-	45
mf	28	Villanueva, Shaye	-	-	-	-	90
		-- Substitutes --					
	11	Wheeler, Rachel	-	-	-	-	11
	13	Dumesnil, Pascale	2	-	-	1	55
	14	Udovich, Jessica	-	-	-	-	0
	24	Brisco, Asia	-	-	-	-	12
		Totals	14	5	2	1	

#	Goalkeepers	Min	GA	Saves
1	Shimer, Sarah	90:00	1	4

Saves by period	1	2	Total
Arizona	1	2	**3**
Washington	3	1	**4**

Scoring summary:

No.	Time	Team	Goal scorer	Assist	Description
1.	6:12	WASH	Simon, Shannon (7)	Penalty kick	
2.	58:59	ARIZ	Stoian, Gabi (6)	(unassisted)	
3.	61:31	WASH	Schoales, Becca (4)	Dumesnil, Pascale	

Cautions and ejections:

Stadium: Husky Soccer Stadium
Officials: Referee: Joseph Dickerson; Asst. Referee: Joshua Haimes; Babboucarr Jallow;
Alt. Official: Seth Martin;
Offsides: Arizona 2, Washington 1.

Official's signature

The Automated ScoreBook
#14 UCLA vs Arizona (Oct 12, 2016 at Tucson, Ariz.)

UCLA10-3-1(4-1-1) vs.
Arizona6-7-1(1-5-0)
Date: Oct 12, 2016 • Attendance: 739
Weather:

Goals by period	1	2	OT	O2	Total
UCLA	1	0	0	1	**2**
Arizona	0	1	0	0	**1**

UCLA

Po	#	Player	Sh	SO	G	A	Min
	2	Alvarado, Annie	2	2	-	-	94
	5	McCullough, Kaiya	-	-	-	-	101
	7	Miranda, Gabbi	-	-	-	-	82
	8	Munerlyn, Amber	1	1	-	-	71
	13	Rodriguez, Anika	1	1	1	-	87
	15	Cerda, MacKenzie	-	-	-	1	66
	16	Mace, Hailie	-	-	-	1	101
	20	Micah, Teagan	-	-	-	-	101
	21	Fleming, Jessie	1	1	-	1	90
	26	Goralski, Zoey	-	-	-	-	72
	77	Proctor, Courtney	-	-	-	-	53
		-- Substitutes --					
	3	Castaneda, Chloe	-	-	-	-	19
	4	Matulich, Gabrielle	-	-	-	-	28
	6	Kaskie, Lauren	-	-	-	-	25
	10	Hernandez, Julia	1	1	-	-	25
	12	Dunphy, Sunny	2	2	1	-	51
	19	Pederson, Jacey	-	-	-	-	46
		Totals	8	8	2	3	

#	Goalkeepers	Min	GA	Saves
20	Micah, Teagan	101:00	1	3

Shots by period	1	2	OT	O2	Total
UCLA	5	2	0	1	**8**
Arizona	1	6	5	0	**12**

Corner kicks	1	2	OT	O2	Total
UCLA	2	1	0	0	**3**
Arizona	0	3	0	0	**3**

Arizona

Po	#	Player	Sh	SO	G	A	Min
	1	Burdett, Lainey	-	-	-	-	101
	3	Crisler, Cali	3	-	-	-	82
	9	Stoian, Gabi	2	2	-	-	75
	12	Kieneker, Kennedy	-	-	-	-	90
	13	Selman Richards, Lex	-	-	-	-	39
	14	Degracie-Bailey, Jad	2	-	-	-	69
	15	Crouch, Paige	-	-	-	-	60
	19	Park, Brandi	1	-	-	-	101
	23	Falasco, Samantha	1	-	-	-	101
	24	Stevens, Hannah	1	1	-	-	101
	27	Pimienta, Laura	-	-	-	-	101
		-- Substitutes --					
	6	Cavarra, Kelcey	2	1	1	-	72
	7	Moga, Brynn	-	-	-	-	23
	10	Brascia, Charlotte	-	-	-	1	35
	16	Silverberg, Haley	-	-	-	-	4
	20	Bennett, Maddie	-	-	-	-	23
	25	Carillo, Leah	-	-	-	-	36
		Totals	12	4	1	1	

#	Goalkeepers	Min	GA	Saves
1	Burdett, Lainey	101:00	2	6

Saves by period	1	2	OT	O2	Total
UCLA	1	1	1	0	**3**
Arizona	4	2	0	0	**6**

Scoring summary:

No.	Time	Team	Goal scorer	Assist	Description
1.	6:46	UCLA	Rodriguez, Anika (2)	Fleming, Jessie Cerda, MacKenzie	21 touches to 13, puts it in corner
2.	65:44	ARIZ	Cavarra, Kelcey (1)	Brascia, Charlotte	From outside 18, roof's keeper
3.	101:14	UCLA	Dunphy, Sunny (1)	Mace, Hailie	16 to 12, hits her knee and goes in

Cautions and ejections:
YC-UCLA #20 (84:44)

Stadium: Mulcahy Stadium
Officials: Referee: Luis Guardia; Asst. Referee: Robert Siqueiros; Mario Coss;
Alt. Official: Brian Weiss;
Offsides: UCLA 1, Arizona 1.

Official's signature

ARIZONA SOCCER RECORD BOOK • YEAR-BY-YEAR RESULTS

		(Overall)			(Conference)			(Postseason)	
Year	**Coach**	**W**	**L**	**T**	**W**	**L**	**T**	**Round**	**Record**
1994	Lisa Fraser	3	11	0					
1995	Lisa Fraser	6	11	0	1	6	0		
1996	Lisa Fraser	5	13	1	0	7	0		
1997	Lisa Fraser	8	11	1	2	7	0		
1998	Lisa Fraser	3	12	2	0	8	1		
1999	Lisa Fraser	7	10	2	1	7	1		
2000	Kathy Klein	3	15	2	0	8	1		
2001	Kathy Klein	5	12	1	2	7	0		
2002	Kathy Klein	6	12	1	1	8	0		
2003	Dan Tobias	6	11	2	2	6	1		
2004	Dan Tobias	15	6	0	6	3	0	First Round	0-1
2005	Dan Tobias	11	8	3	4	4	1	Sweet Sixteen	2-1
2006	Dan Tobias	8	10	2	1	6	2		
2007	Dan Tobias	6	13	1	1	7	1		
2008	Dan Tobias	9	11	0	2	7	0		
2009*	Oyen/Galas	4	15	1	1	8	0		
2010	Lisa Oyen	5	13	2	1	8	0		
2011	Lisa Oyen	1	16	2	1	9	1		
2012	Lisa Oyen	6	11	3	2	7	2		
2013	Tony Amato	9	7	4	4	6	1		
2014	Tony Amato	11	8	2	4	6	1	Second Round	1-1
2015	Tony Amato	14	5	2	6	4	1		

Overall: 151-241-34 (All-time record in overtime games: 22-25-33)
Conference: 42-139-14
Postseason: 3-3

*Assistants Lisa Oyen and John Galas assumed co-interim head coaching duties on Oct. 12, 2009

1994 (3-11-0)

Date	(Ranking) Opponent	Result	Score
9/4	@ Sacramento State	L	1-3
9/9	*Nebraska (Missoula, Mont.)*	*L*	*1-2*
9/11	@ Montana	W	2-0
9/20	San Diego State	L	0-3
9/24	*San Francisco (Albuquerque, N.M.)*	*L*	*1-6*
9/25	@ New Mexico	L	0-3
10/1	@ UCLA	L	0-4
10/2	@ USC	L	3-4 OT
10/21	Wisc.-Milwaukee	L	2-3 OT
10/23	Loyola Marymount	W	2-1
10/29	*Michigan (Austin, Texas)*	*L*	*1-6*
10/30	@ Texas	L	0-4
11/4	Texas Tech	W	3-1
11/6	Nebraska	L	1-3

1995 (6-11-0, 1-6-0 Pac-10)

Date	(Ranking) Opponent	Result	Score
9/2	@ Cal State-Fullerton	L	2-3
9/4	*Loyola Marymount (Fullerton, Calif.)*	*W*	*2-1*
9/8	@ Nebraska	W	2-1
9/10	@ Creighton	W	1-0 OT
9/16	UCLA*	L	1-3
9/22	@ Washington*	L	1-3
9/24	@ Washington State*	L	1-4
9/28	Oregon State*	L	1-3
10/5	USC[3]*	W	3-2
10/8	Utah[3]	W	2-1
10/12	@ San Diego State	L	1-4
10/14	*Cal Poly (San Diego, Calif.)*	*L*	*1-5*
10/22	Pepperdine	L	0-1 OT
10/29	Sacramento State	W	4-2
10/30	Montana	L	2-3
11/3	@ California*	L	2-3
11/5	@ Stanford*	L	0-4

1996 (5-13-1, 0-7-0 Pac-10)

Date	(Ranking) Opponent	Result	Score
9/1	@ Montana	L	1-7
9/2	*BYU (Missoula, Mont.)*	*L*	*2-3*
9/6	@ Pepperdine	L	0-3
9/8	@ UCLA*	L	0-6
9/15	San Francisco	L	0-2
9/20	@ Brown	W	1-0
9/22	*Temple (Providence, R.I.)*	*W*	*4-0*
9/27	(14) Stanford*	L	2-3
9/30	Wyoming	W	2-0
10/5	*Gonzaga (Corvallis, Ore.)*	*W*	*6-2*
10/6	@ Oregon State*	L	0-4
10/11	@ (16) California*	L	0-3
10/13	@ St. Mary's	W	1-0
10/15	Arizona State	L	2-4
10/18	Southern California*	L	1-3
10/25	Washington*	L	1-3
11/1	Washington State*	L	0-3
11/3	Cal State Fullerton	T	2-2 OT
11/5	@ Arizona State	L	1-2 OT

1997 (8-11-1, 2-7-0 Pac-10)

Date	(Ranking) Opponent	Result	Score
8/30	@ Arkansas	W	3-0
9/1	@ Tulsa	W	2-1
9/5	Arizona State*	L	1-2
9/12	*San Jose State (Sacramento, Calif.)*	*L*	*0-2*
9/14	@ Sacramento State	T	0-0 OT
9/19	Texas	W	3-2
9/21	UTEP	W	1-0 OT
9/26	New Mexico	L	0-1
9/28	Creighton	W	3-1
10/3	Tennessee	W	2-0
10/5	Loyola Marymount	L	1-2 OT
10/10	Montana	L	0-2
10/17	@ Washington*	L	0-1
10/19	@ Washington State*	W	1-0
10/24	Oregon*	L	1-2
10/26	Oregon State*	W	2-0
10/31	@ (22) UCLA*	L	1-2
11/2	@ USC*	L	3-6
11/7	California*	L	0-2
11/9	Stanford*	L	2-5

1998 (3-12-2, 0-8-1 Pac-10)

Date	(Ranking) Opponent	Result	Score
9/4	@ Wyoming	L	0-1
9/5	*Auburn (Laramie, Wyo.)*	*W*	*2-1*
9/11	*South Alabama (Albuquerque, N.M.)*	*L*	*2-3*
9/13	@ New Mexico	T	1-1 OT
9/18	*Kansas (Harrisonburg, Va.)*	*L*	*0-1*
9/20	*George Washington (Harrisonburg, Va.)*	*L*	*1-2*
9/25	Denver	W	3-1
9/28	Northern Arizona	W	4-2
10/9	@ California*	L	1-4
10/11	@ (9) Stanford*	L	1-8
10/16	@ Arizona State*	L	0-2
10/23	Washington*	L	2-3 OT
10/25	Washington State*	T	0-0 OT
10/30	@ Oregon*	L	2-4
11/1	@ Oregon State*	L	1-3
11/6	(20) UCLA*	L	0-4
11/8	USC*	L	1-2 OT

1999 (7-10-2, 1-7-1 Pac-10)

Date	(Ranking) Opponent	Result	Score
8/27	@ Northern Arizona	W	4-1
8/31	Arizona State*	L	0-4
9/5	New Mexico	W	3-2
9/11	*Wisc.-Milwaukee (Provo, Utah)*	*W*	*3-2 OT*
9/13	@ (11) BYU	L	1-3
9/17	(14) Baylor	L	1-4
9/23	@ UTEP	L	3-4
9/25	*Ark.-Little Rock (El Paso, Texas)*	*W*	*2-0*
10/1	Pepperdine	W	1-0
10/3	Wyoming	W	3-1
10/8	@ (14) USC*	L	0-6
10/10	@ (8) UCLA*	L	1-6
10/15	(16) Stanford*	L	2-5
10/17	California*	L	0-3
10/24	Colorado College	T	0-0
10/29	@ Washington State*	L	2-3
10/31	@ Washington*	L	0-4
11/5	Oregon State*	W	4-1
11/7	Oregon*	T	0-0 OT

2000 (3-15-2, 0-8-1 Pac-10)

Date	(Ranking) Opponent	Result	Score
9/1	@ Tennessee	L	1-5
9/3	@ Vanderbilt	L	0-4
9/8	Pittsburgh	L	1-2 OT
9/10	Utah	L	1-4
9/14	@ New Mexico	W	3-2 OT
9/16	*Evansville (Albuquerque, N.M.)*	*T*	*1-1 OT*
9/22	@ Pepperdine	L	2-3
9/24	@ Loyola Marymount	L	2-3 OT
9/29	Long Island	W	2-1 OT
9/30	Northern Arizona	W	1-0
10/6	@ Oregon State*	T	1-1 OT
10/8	@ Oregon*	L	0-2
10/13	Washington State*	L	0-4
10/15	(4) Washington*	L	1-2
10/20	@ (20) Stanford*	L	0-2
10/22	@ (8) California*	L	0-2
10/26	@ Arizona State*	L	1-3
10/28	(13) BYU	L	2-3
11/3	(25) USC*	L	1-3
11/5	(5) UCLA*	L	0-8

2001 (5-12-1, 2-7 Pac-10)

Date	(Ranking) Opponent	Result	Score
8/31	@ Nebraska	L	2-4
9/7	New Mexico	W	3-0
9/9	Southern Utah	W	9-1
9/21	Pepperdine	T	2-2 OT
9/23	UNLV	W	4-1
9/28	@ BYU	L	0-2
9/30	@ Utah	L	1-4
10/5	@ Denver	L	0-3
10/7	@ Air Force	L	1-2 OT
10/12	@ UCLA*	L	0-2
10/14	@ USC*	L	0-2
10/19	Oregon*	W	2-1
10/21	Oregon State*	W	2-1
10/26	@ Washington*	L	0-2
10/28	@ Washington State*	L	1-3
11/2	California*	L	1-2 OT
11/4	Stanford*	L	0-5
11/9	Arizona State*	L	2-3 OT

2002 (6-12-1, 1-8 Pac-10)

Date	(Ranking) Opponent	Result	Score
8/30	Drake	W	2-0
9/1	Cal Poly	W	1-0
9/6	*Wisconsin (Ames, Iowa)*	*T*	*1-1 OT*
9/8	*Northern Iowa (Ames, Iowa)*	*W*	*5-0*
9/15	@ Oklahoma	L	0-2
9/22	San Diego	L	0-3
9/28	@ Belmont	W	10-0
9/29	@ Kentucky	L	1-2
10/4	Youngstown State	W	7-0
10/6	Saint Louis	L	1-5
10/11	@ Arizona State*	L	1-3
10/18	(7) UCLA*	L	0-1
10/20	(19) USC*	L	1-2 OT
10/25	@ Oregon*	L	2-3
10/27	@ Oregon State*	L	0-5
11/1	Washington*	W	2-1 OT
11/3	Washington State*	L	2-4
11/8	@ California*	L	1-4
11/10	@ (1) Stanford*	L	0-6

ARIZONA SOCCER RECORD BOOK • YEAR-BY-YEAR RESULTS

2003 (6-11-2, 2-6-1 Pac-10)

Date	(Ranking) Opponent	Result	Score
8/29	Iowa State	L	1-2
8/31	Kent State	W	3-0
9/5	*Arkansas (Columbia, Mo.)*	*L*	*2-3*
9/7	@ Missouri	L	1-3
9/14	@ Northern Arizona	W	2-1
9/19	Kentucky	W	1-0
9/21	San Francisco	W	3-1
9/26	@ Montana	T	1-1 OT
9/27	*UNLV (Missoula, Mont.)*	*L*	*1-2*
10/3	@ San Diego	L	1-2
10/10	Stanford*	L	2-3
10/12	(21) California*	L	0-3
10/18	(24) Arizona State*	T	1-1 OT
10/24	@ USC*	W	1-0
10/26	@ (3) UCLA*	L	0-4
10/31	Oregon State*	L	1-2
11/2	Oregon*	L	0-1
11/7	@ Washington State*	W	2-1
11/9	@ (13) Washington*	L	0-3

2004 (15-6, 6-3 Pac-10)

Date	(Ranking) Opponent	Result	Score
8/27	@ Iowa State	W	1-0
8/29	Drake	W	3-0
9/3	UC Irvine	W	1-0
9/5	Fairleigh Dickerson	W	7-0
9/10	@ (16) West Virginia	L	0-2
9/12	@ Duquesne	W	4-1
9/17	Northern Arizona	W	4-0
9/23	@ BYU	W	1-0
9/25	@ Weber State	W	2-1
10/1	(25) Pepperdine	W	1-0
10/3	Colorado College	W	1-0
10/8	Washington State*	W	3-1
10/10	(4) Washington*	W	3-1
10/15	@ Stanford*	W	1-0 OT
10/17	@ California*	L	0-1
10/21	@ Arizona State*	L	0-1
10/29	USC*	W	3-0
10/31	UCLA*	W	1-0
11/5	@ Oregon State*	L	0-1
11/7	@ Oregon*	W	2-0
11/12	*Colgate! (Storr, Conn.)*	*L*	*0-1*

2005 (11-8-3, 4-4-1 Pac-10)

Date	(Ranking) Opponent	Result	Score
8/26	Missouri	W	2-0
8/28	@ Pepperdine	L	1-3
9/4	@ Cal Poly	T	0-0 OT
9/8	@ Princeton	W	2-1
9/10	Penn	W	4-0
9/16	(25) Utah	W	1-0 OT
9/18	New Mexico	T	1-1 OT
9/23	@ (2) Portland	L	0-3
9/25	UC Santa Barbara	W	4-3
10/1	(12) BYU	L	1-2
10/7	Oregon*	W	4-2
10/9	Oregon State*	W	3-0
10/14	@ Washington*	W	1-0
10/16	@ Washington State*	L	1-2 OT
10/21	(10) California*	T	0-0 OT
10/23	(21) Stanford*	W	2-1
10/29	Arizona State*	L	1-2
11/4	@ (4) UCLA*	L	1-2 OT
11/6	@ USC*	L	0-1
11/10	@ Utah!	W	1-0
11/12	*Weber State! (Salt Lake City, Utah)*	*W*	*1-0*
11/18	@ (1) Portland!	L	0-4

2006 (8-10-2, 1-6-2 Pac-10)

Date	(Ranking) Opponent	Result	Score
8/25	@ Oakland	W	2-1
8/27	@ Michigan	L	0-1
9/1	Utah State	W	3-0
9/3	@ #25 Utah	L	1-2
9/8	Gonzaga	W	1-0
9/10	Hawaii	W	1-0 OT
9/15	Cal Poly	W	3-0
9/17	Montana	W	2-1 OT
9/22	(5) Portland	L	0-2
9/25	@ (14) BYU	L	0-1
9/28	@ Cal State Fullerton	W	2-1
10/6	Oregon*	L	1-2
10/8	Oregon State*	W	2-0
10/13	@ (12) California*	T	1-1 OT
10/15	@ (25) Stanford*	L	0-3
10/20	(3) UCLA*	L	0-1
10/22	(21) USC*	T	0-0 OT
10/28	@ Arizona State*	L	0-4
11/3	@ Washington*	L	2-3 OT
11/5	@ Washington State*	L	0-1

2007 (6-13-1, 1-7-1 Pac-10)

Date	(Ranking) Opponent	Result	Score
8/31	Utah	L	1-2
9/2	@ Cal Poly	W	4-3 OT
9/7	Nevada	W	2-1
9/9	(4) Texas	W	2-0
9/14	New Mexico	W	4-1
9/16	@ (8) Virginia	L	0-4
9/21	Virginia Tech	L	0-1
9/23	(2) Santa Clara	L	0-1 OT
9/28	Creighton	W	2-0
9/30	San Diego State	L	0-1
10/6	(16) BYU	L	0-1
10/12	Washington State*	L	1-3
10/14	Washington*	L	0-2
10/19	@ Oregon State*	W	1-0 OT
10/21	@ Oregon*	T	2-2 OT
10/26	(4) Stanford*	L	1-3
10/28	(21) California*	L	0-2
11/2	@ (4) USC*	L	1-3
11/4	@ (1) UCLA*	L	0-3
11/9	Arizona State*	L	1-2

2008 (9-11, 2-7 Pac-10)

Date	(Ranking) Opponent	Result	Score
8/24	Cal Poly	W	1-0
8/29	@ Utah	W	4-0
9/1	@ (18) BYU	L	0-1
9/5	Weber State	W	4-0
9/7	@ (8) Texas	L	1-2 OT
9/12	@ Texas Tech	W	2-1
9/19	Michigan	W	1-0 OT
9/21	Cal State Northridge	W	2-1 OT
9/26	Long Beach State	L	0-2
9/28	UC Santa Barbara	L	0-2
10/3	@ Santa Clara	W	2-0
10/10	@ Arizona State*	W	2-1 OT
10/17	(7) USC*	L	0-2
10/19	(3) UCLA*	L	0-2
10/24	@ (5) Stanford*	L	1-3
10/26	@ (22) California*	L	0-2
10/31	Oregon State*	W	2-1
11/2	Oregon*	L	0-1
11/7	@ (24) Washington State*	L	0-1
11/9	@ (24) Washington*	L	1-2

2009 (4-15-1, 1-8 Pac-10)

Date	(Ranking) Opponent	Result	Score
8/23	UC Irvine	L	1-2
8/28	@ Northern Arizona	T	2-2 OT
8/30	San Diego	L	1-4
9/4	(8) Virginia	L	1-4
9/6	Old Dominion	W	2-1
9/13	(17) Rutgers	L	0-3
9/11	Brown	W	2-1 OT
9/19	(18) BYU	L	0-1
9/25	@ UC Santa Barbara	W	2-1
9/27	@ Cal Poly	L	0-3
10/2	Loyola Marymount	L	1-2
10/9	@ (3) UCLA*	L	0-2
10/11	@ USC*	L	0-2
10/16	Washington*	L	0-2
10/18	Washington State*	L	0-1
10/23	Arizona State*	W	2-1 OT
10/30	@ California*	L	0-2
11/1	@ (1) Stanford*	L	0-4
11/6	Oregon*	L	1-5
11/8	Oregon State*	L	0-3

2010 (5-13-2, 1-8 Pac-10)

Date	(Ranking) Opponent	Result	Score
8/27	@ (22) San Diego State	L	1-4
8/29	*Pepperdine (San Diego, Calif.)*	*L*	*2-4*
9/3	Northern Arizona	T	1-1 OT
9/5	Cal Poly	W	4-2
9/10	*Nebraska (Tempe, Ariz.)*	*L*	*0-3*
9/12	*Tennessee (Tempe, Ariz.)*	*W*	*3-1*
9/17	Central Florida	T	1-1 OT
9/19	Ohio State	L	1-5
9/24	@ Loyola Marymount	L	0-2
9/26	Utah	W	1-0 OT
10/3	San Francisco	W	2-1
10/8	@ Washington*	L	1-4
10/10	@ Washington State*	L	0-1
10/15	@ Arizona State*	L	0-1
10/22	California*	W	1-0 OT
10/24	(1) Stanford*	L	0-3
10/29	@ Oregon*	L	0-4
10/31	@ (15) Oregon State*	L	0-3
11/5	UCLA*	L	0-1
11/7	(17) USC*	L	0-5

2011 (1-16-2, 1-9-1 Pac-12)

Date	(Ranking) Opponent	Result	Score
8/19	@ San Diego State	L	0-1
8/21	@ Pepperdine	L	0-2
8/26	South Carolina	L	0-1 OT
9/5	(20) BYU	L	0-2
9/9	*Missouri (Tempe, Ariz.)*	*L*	*0-1*
9/11	*Oklahoma (Tempe, Ariz.)*	*L*	*2-4*
9/16	Pacific	L	0-3
9/18	Texas Tech	T	0-0 OT
9/24	@ (1) Stanford*	L	0-7
9/30	@ Colorado*	T	0-0 OT
10/2	@ Utah*	L	1-3
10/7	Oregon*	W	1-0
10/9	Oregon State*	L	0-1
10/14	California*	L	0-1 OT
10/21	@ (3) UCLA*	L	1-6
10/23	@ USC*	L	0-1
10/28	Washington*	L	0-4
10/30	Washington State*	L	0-2
11/04	Arizona State*	L	1-2

2012 (6-11-3, 2-7-2 Pac-12)

Date	(Ranking) Opponent	Result	Score
8/17	@ Long Beach State	L	1-2 OT
8/23	BYU	L	0-1
8/26	@ Northern Arizona	W	3-0
9/2	@ Creighton	W	3-1
9/7	(10) Pepperdine (Tempe, Ariz.)	L	1-2
9/9	Houston (Tempe, Ariz.)	W	2-1
9/14	Florida International	W	2-0
9/16	Loyola Marymount	T	0-0 OT
9/21	@ (15) California*	W	2-1
9/22	@ Pacific	L	1-2
9/28	UCLA*	L	1-2
9/30	USC*	T	1-1 OT
10/5	@ Washington*	T	1-1 OT
10/7	@ Washington State*	L	0-3
10/11	(2) Stanford*	L	1-4
10/19	@ Oregon*	L	0-2
10/21	@ Oregon State*	L	1-5
10/26	Colorado*	L	0-3
10/28	Utah*	W	1-0 OT
11/2	@ Arizona State*	L	1-2

2013 (9-7-4, 4-6-1 Pac-12)

Date	(Ranking) Opponent	Result	Score
8/23	@ Florida International	W	4-2
8/25	@ Florida Atlantic	W	1-0
8/30	UC Riverside	W	6-0
9/1	@ (24) Ohio State	T	0-0 OT
9/6	*Kansas (Tempe, Ariz.)*	*T*	*1-1 OT*
9/8	*Illinois (Tempe, Ariz.)*	*T*	*1-1 OT*
9/13	Southern Utah	W	6-1
9/15	(24) Texas Tech	L	0-2
9/20	Houston	W	4-1
9/29	(11) UCLA*	L	1-2
10/4	@ (2) Stanford*	L	1-2 OT
10/6	@ California*	L	1-2
10/11	@ Oregon State*	W	2-0
10/13	@ Oregon*	L	0-1
10/18	@ USC	W	3-2 OT
10/25	Washington State	L	0-4
10/27	Washington	T	0-0 OT
11/1	Utah	L	0-1 OT
11/3	Colorado	W	3-0
11/7	Arizona State	W	2-0

2014 (11-8-2, 4-6-1 Pac-12)

Date	(Ranking) Opponent	Result	Score
8/22	@ Florida International	W	2-0
8/24	@ Florida Gulf Coast	L	2-1
8/28	Northern Arizona	W	1-0
9/5	(6) *Texas A&M*	T	2-2 OT
9/7	*Oklahoma State*	W	3-1
9/12	Nevada	W	4-0
9/19	Lipscomb	W	3-1
9/21	Idaho	W	3-0
9/26	(21) USC*	L	3-0
10/3	Oregon State*	W	2-0
10/5	Oregon*	W	1-0
10/10	@ (19)Washington State*	W	4-1
10/12	@Washington*	L	2-0
10/17	@(1) UCLA*	L	6-0
10/24	(4) Stanford*	L	3-2 OT
10/26	California*	T	1-1
10/31	@Utah*	W	2-1
11/2	@Colorado*	L	3-1
11/7	@Arizona State*	L	1-0
11/14	@Oklahoma State!	W	1-0
11/21	@ (5) Texas A&M!	L	7-2

2015 (14-6-2, 6-4-1 Pac-12)

Date	(Ranking) Opponent	Result	Score
8/21	@ Abilene Christian	W	4-0
8/23	@ Santa Clara	W	2-1
8/28	Northern Arizona	W	4-0
9/4	*San Diego State*	W	1-0
9/6	*Stephen F. Austin*	W	3-0
9/11	Texas Tech	T	1-1
9/13	Pepperdine	L	0-1
9/18	UC Riverside	W	2-1 OT
9/25	Washington*	W	1-0
10/2	California*	W	1-0
10/4	Stanford*	W	2-3 OT
10/9	@ UCLA*	L	1-5
10/11	@USC*	L	1-3
10/16	@Washington State*	W	1-0
10/23	Oregon*	W	2-1
10/25	Oregon State*	W	2-1
10/30	@Colorado*	T	3-3 OT
11/1	@Utah*	W	1-0
11/6	@Arizona State*	L	1-4
11/13	@Northern Colorado!	W	2-0
11/19	@ Santa Clara!	W	2-1
11/21	Stanford	L	0-3

ARIZONA SOCCER RECORD BOOK • RECORD VS. OPPONENT

Abilene Christian (1-0)
8/21/15 W UA 4 vs. ACU 0

Air Force (0-1-0)
10/7/01 L UA 1 at AFA 2 OT

Arizona State (3-17-1)
10/15/96 L UA 2 vs. ASU 4*
11/5/96 L UA 1 at ASU 2 OT*
9/5/97 L UA 1 vs. ASU 2*
10/16/98 L UA 0 at ASU 2*
8/31/99 L UA 0 vs. ASU 4*
10/26/00 L UA 1 at ASU 3*
11/9/01 L UA 2 vs. ASU 3 OT*
10/11/02 L UA 1 at ASU 3*
10/18/03 T UA 1 vs. ASU 1 OT*
10/22/04 L UA 0 at ASU 1*
10/29/05 L UA 1 vs. ASU 2*
10/28/06 L UA 0 at ASU 4*
11/9/07 L UA 1 vs. ASU 2*
10/10/08 W UA 2 at ASU 1 OT*
10/23/09 W UA 2 vs. ASU 1 OT*
10/15/10 L UA 0 at ASU 1*
11/4/11 L UA 1 vs. ASU 2*
11/2/12 L UA 1 at ASU 2*
11/7/13 W UA 2 vs. ASU 0*
11/7/14 L UA 0 at ASU 1*
11/6/15 L UA 1 vs. ASU 4*

Arkansas (1-1-0)
8/30/97 W UA 3 at Ark 0
9/5/03 L UA 2 vs. Ark 3

Arkansas Little Rock (1-0-0)
9/25/99 W UA 2 vs. UALR 0

Auburn (1-0-0)
9/5/98 W UA 2 vs. Auburn 1

Baylor (0-1-0)
9/17/99 L UA 1 vs. BU 4

Belmont (1-0-0)
9/28/02 W UA 10 at Belmont 0

Brown (2-0-0)
9/20/96 W UA 1 at Brown 0
9/11/09 W UA 2 vs. Brown 1 OT

BYU (1-11-0)
9/2/96 L UA 2 vs. BYU 3
9/13/99 L UA 1 at BYU 3
10/28/00 L UA 2 vs. BYU 3
9/28/01 L UA 0 at BYU 2
9/23/04 W UA 1 at BYU 0
10/1/05 L UA 1 vs. BYU 2
9/25/06 L UA 0 at BYU 1
10/6/07 L UA 0 vs. BYU 1
9/1/08 L UA 0 at BYU 1
9/19/09 L UA 0 vs. BYU 1
9/5/11 L UA 0 vs. BYU 2
8/23/12 L UA 0 vs. BYU 1

Cal Poly (5-2-1)
10/14/95 L UA 1 vs. CP 5
9/1/02 W UA 1 vs. CP 0
9/4/05 T UA 0 at CP 0 OT
9/15/06 W UA 3 vs. CP 0
9/2/07 W UA 4 at CP 3 OT
8/24/08 W UA 1 vs. CP 0
9/27/09 L UA 0 at CP 3
9/5/10 W UA 4 vs. CP 2

Cal State Fullerton (1-1-1)
9/2/95 L UA 2 at CSUF 3
11/3/96 T UA 2 vs. CSUF 2 OT
9/28/06 W UA 2 at CSUF 1

Cal State Northridge (1-0-0)
9/21/08 W UA 2 vs. CSUN 1 OT

California (3-15-3)
11/3/95 L UA 2 at Cal 3*
10/11/96 L UA 0 at Cal 3*
11/7/97 L UA 0 vs. Cal 2*
10/9/98 L UA 1 at Cal 4*
10/17/99 L UA 0 vs. Cal 3*
10/22/00 L UA 0 at Cal 2*
11/2/01 L UA 1 vs. Cal 2 OT*
11/8/02 L UA 1 at Cal 4*
10/12/03 L UA 0 vs. Cal 3*
10/17/04 L UA 0 at Cal 1*
10/21/05 T UA 0 vs. Cal 0 OT*
10/13/06 T UA 1 at Cal 1 OT*
10/28/07 L UA 0 vs. Cal 2*
10/26/08 L UA 0 at Cal 2*
10/30/09 L UA 0 at Cal 2*
10/22/10 W UA 1 vs. Cal 0 OT*
10/14/11 L UA 0 vs. Cal 1 OT*
9/21/12 W UA 2 at Cal 1*
10/6/13 L UA 1 at Cal 2*
10/26/14 T UA 1 vs. Cal 1*
10/2/15 W UA 1 vs. Cal 0*

Central Florida (0-0-1)
9/17/10 T UA 1 vs. UCF 1 OT

Colgate (0-1-0)
11/12/04 L UA 0 vs. Colgate 1!

Colorado (1-2-2)
9/30/11 T UA 0 at Colo 0 OT*
10/26/12 L UA 0 vs. Colo 3*
11/3/13 W UA 3 vs. Colo 0*
11/2/14 L UA 1 vs. Colo 3*
10/30/15 T UA 3 at Colo 3*

Colorado College (1-0-1)
10/24/99 T UA 0 vs. CC 0 OT
10/3/04 W UA 1 vs. CC 0

Creighton (4-0-0)
9/10/95 W UA 1 at CU 0 OT
9/28/97 W UA 3 vs. CU 1
9/28/07 W UA 2 vs. CU 0
9/2/12 W UA 3 at CU 1

Denver (1-1-0)
9/25/98 W UA 3 vs. UD 1
10/5/01 L UA 0 at UD 3

Drake (2-0-0)
8/30/02 W UA 2 vs. Drake 0
8/28/04 W UA 3 vs. Drake 0

Duquesne (1-0-0)
9/12/04 W UA 4 at Duquesne 1

Evansville (0-0-1)
9/16/00 T UA 1 vs. UE 1 OT

Fairleigh Dickson (1-0-0)
9/5/04 W UA 7 vs. FDU 0

Florida Atlantic (1-0-0)
8/25/13 W UA 1 vs. FAU 0

Florida Gulf Coast (0-1)
8/24/14 L UA 1 at FGCU 2

Florida International (3-0-0)
9/14/12 W UA 2 vs. FIU 0
8/23/13 W UA 4 at FIU 2
8/22/14 W UA 2 at FIU 1

George Washington (0-1-0)
9/20/98 L UA 1 vs. GW 2

Gonzaga (2-0-0)
10/5/96 W UA 6 vs. GU 2
9/8/06 W UA 1 vs. GU 0

Hawaii (1-0-0)
9/10/06 W UA 1 vs. UH 0 OT

Houston (2-0-0)
9/9/12 W UA 2 vs. UH 1
9/20/13 W UA 4 vs. UH 1

Idaho (1-0)
9/21/14 W UA 3 vs. Idaho 0

Illinois (0-0-1)
9/8/13 T UA 1 vs. UI 1 OT

Iowa State (1-1-0)
8/29/03 L UA 1 vs. ISU 2
8/27/04 W UA 1 at ISU 0

Kansas (0-1-1)
9/18/98 L UA 0 vs. KU 1
9/6/13 T UA 1 vs. KU 1 OT

Kent State (1-0-0)
8/31/03 W UA 3 vs. KSU 0

Kentucky (1-1-0)
9/29/02 L UA 1 at UK 2
9/19/03 W UA 1 vs. UK 0

Lipscomb (1-0)
9/19/14 W UA 3 vs. Lip 1

Loyola Marymount (2-4-1)
10/23/94 W UA 2 vs. LMU 1
9/4/95 W UA 2 vs. LMU 1
10/5/97 L UA 1 vs. LMU 2 OT
9/24/00 L UA 2 at LMU 3 OT
10/2/09 L UA 1 vs. LMU 2
9/24/10 L UA 0 at LMU 2
9/16/12 T UA 0 vs. LMU 0 OT

Long Beach State (0-2-0)
9/26/08 L UA 0 vs. LBSU 2
8/17/12 L UA 1 at LBSU 2 OT

Long Island (1-0-0)
9/29/00 W UA 2 vs. LIU 1 OT

Michigan (1-2-0)
10/29/94 L UA 1 vs. UM 6
8/27/06 L UA 0 at UM 1 OT
9/19/08 W UA 1 vs. UM 0

Missouri (1-2-0)
9/7/03 L UA 1 vs. Missouri 3
8/26/05 W UA 2 vs. Missouri 0
9/9/11 L UA 0 vs. Missouri 1

Montana (2-3-1)
9/11/94 W UA 2 at UM 0
10/30/95 L UA 2 vs. UM 3
9/1/96 L UA 1 at UM 7
10/10/97 L UA 0 vs. UM 2
9/26/03 T UA 1 at UM 1 OT
9/17/06 W UA 2 vs. UM 1 OT

Nebraska (1-4-0)
9/9/94 L UA 1 vs. Nebraska 2
11/6/94 L UA 1 vs. Nebraska 3
9/8/95 W UA 2 at Nebraska 1
8/31/01 L UA 2 at Nebraska 4
9/10/10 L UA 0 vs. Nebraska 3

Nevada (2-0-0)
9/7/07 W UA 2 vs. Nevada 1
9/12/14 W UA 4 vs. Nevada 0

New Mexico (3-3-2)
9/25/94 L UA 0 at UNM 3
9/26/97 L UA 0 vs. UNM 1
9/13/98 T UA 1 at UNM 1 OT
9/5/99 W UA 3 vs. UNM 2
9/14/00 L UA 2 at UNM 3 OT
9/7/01 W UA 3 vs. UNM 0
9/18/05 T UA 1 vs. UNM 1 OT
9/14/07 W UA 4 vs. UNM 1

Northern Arizona (8-0-2)
9/28/98 W UA 4 vs. NAU 2
8/27/99 W UA 4 at NAU 1
9/30/00 W UA 1 vs. NAU 0
9/14/03 W UA 2 at NAU 1
9/17/04 W UA 4 vs. NAU 0
8/28/09 T UA 2 vs. NAU 2 OT
9/3/10 T UA 1 vs. NAU 1 OT
8/26/12 W UA 3 at NAU 0
8/28/14 W UA 1 vs. NAU 0
8/28/15 W UA 4 vs. NAU 0

Northern Colorado (1-0)
11/13/15 W UA 2 vs. UNC 0!

Northern Iowa (1-0-0)
9/8/02 W UA 5 vs. NIU 0

Oakland (1-0-0)
8/25/06 W UA 2 at Oakland 1

Ohio State (0-1-1)
9/19/10 L UA 1 vs. OSU 5
9/1/13 T UA 0 at OSU 0 OT

Oklahoma (0-2-0)
9/15/02 L UA 0 at OU 2
9/11/11 L UA 2 vs. OU 4

Oklahoma State (2-0)
9/7/14 W UA 3 vs. OSU 1
11/14/14 W UA 1 vs. OSU 0!

Old Dominion (1-0-0)
9/6/09 W UA 2 vs. ODU 1

Oregon (6-11-2)
10/24/97 L UA 1 vs. Ore 2*
10/30/98 L UA 2 at Ore 4*
11/7/99 T UA 0 vs. Ore 0 OT*
10/8/00 L UA 0 at Ore 2*
10/19/01 W UA 2 vs. Ore 1*
10/25/02 L UA 2 at Ore 3*
11/2/03 L UA 0 vs. Ore 1*
11/7/04 W UA 2 at Ore 0*
10/7/05 W UA 4 vs. Ore 2*
10/6/06 L UA 1 vs. Ore 2*
10/21/07 T UA 2 at Ore 2 OT*
11/2/08 L UA 0 vs. Ore 1*
11/6/09 L UA 1 vs. Ore 5*
10/29/10 L UA 0 at Ore 4*
10/7/11 W UA 1 vs. Ore 0*
10/19/12 L UA 0 at Ore 2*
10/13/13 L UA 0 vs. Ore 1*
10/5/14 W UA 1 vs. Ore 0*
10/23/15 W UA 2 vs. Ore 1*

Oregon State (10-10-1)
9/28/95 L UA vs. OSU 3*
10/6/96 L UA 0 at OSU 4*
10/26/97 W UA 2 vs. OSU 0*
11/1/98 L UA 1 at OSU 3*
11/5/99 W UA 4 vs. OSU 1*
10/6/00 T UA 1 at OSU 1 OT*
10/21/01 W UA 2 vs. OSU 1 OT*
10/27/02 L UA 0 at OSU 5*
10/31/03 L UA 1 vs. OSU 2*
11/5/04 L UA 0 at OSU 1*
10/9/05 W UA 3 vs. OSU 0*
10/8/06 W UA 2 vs. OSU 0*
10/19/07 W UA 1 at OSU 0 OT*
10/31/08 W UA 2 vs. OSU 1*
11/8/09 L UA 0 vs. OSU 3*
10/31/10 L UA 0 at OSU 3*
10/9/11 L UA 0 vs. OSU 1*
10/21/12 L UA 1 at OSU 5*
10/11/13 W UA 2 at OSU 0*
10/3/14 W UA 2 vs. OSU 0*
10/25/15 W UA 2 vs. OSU 1*

Pacific (0-2-0)
9/16/11 L UA 0 vs. Pacific 3
9/22/12 L UA 1 at Pacific 2

Pennsylvania (1-0-0)
9/10/05 W UA 4 vs. Penn 0

Pepperdine (1-9-1)
10/22/95 L UA 0 vs. PU 1 OT
9/6/96 L UA 0 at PU 3
10/1/99 W UA 1 vs. PU 0
9/22/00 L UA 2 at PU 3
9/21/01 T UA 2 vs. PU 2 OT
10/1/04 L UA 0 vs. PU 1
8/28/05 L UA 1 at PU 3
8/29/10 L UA 2 at PU 4
8/21/11 L UA 0 at PU 2
9/7/12 L UA 1 vs. PU 2
9/13/15 L UA 0 vs. PU 1

Pittsburgh (1-0-0)
9/8/00 L UA 1 vs. Pitt 2 OT
9/16/01 DNP Canceled

Portland (0-3-0)
9/23/05 L UA 0 at Portland 3
11/14/05 L UA 0 at Portland 4!
9/22/06 L UA 0 vs. Portland 2

Princeton (1-0-0)
9/8/05 W UA 2 at Princeton 1

Rutgers (0-1-0)
9/13/09 L UA 0 vs. Rutgers 3

ARIZONA SOCCER RECORD BOOK • RECORD VS. OPPONENT

Sacramento State (1-1-1)

9/4/94	L	UA 1 at Sac. St. 3
10/29/95	W	UA 4 vs. Sac. St. 2
9/14/97	T	UA 0 at Sac. St. 0 OT

San Diego (0-3-0)

9/22/02	L	UA 0 vs. USD 3
10/3/03	L	UA 1 at USD 2
8/30/09	L	UA 1 vs. USD 4

San Diego State (1-5)

9/20/94	L	UA 0 vs. SDSU 3
10/12/95	L	UA 1 at SDSU 4
9/30/07	L	UA 0 vs. SDSU 1
8/27/10	L	UA 1 at SDSU 4
8/19/11	L	UA 0 at SDSU 1
9/4/15	W	UA 1 vs. SDSU 0

San Francisco (2-2-0)

9/24/94	L	UA 1 vs. USF 6
9/15/96	L	UA 0 vs. USF 2
9/21/03	W	UA 3 vs. USF 1
10/3/10	W	UA 2 vs. USF 1

San Jose State (0-1-0)

9/12/97	L	UA 0 vs. SJSU 2

Santa Clara (2-1)

9/23/07	L	UA 0 vs. SCU 1 OT
10/3/08	W	UA 2 at SCU 0
8/23/15	W	UA 2 vs. SCU 1
11/19/15	W	UA 2 vs. SCU 1!

South Alabama (0-1-0)

9/11/98	L	UA 2 vs. SAU 2

South Carolina (0-1-0)

8/26/11	L	UA 0 vs. USC 1 OT

Southern Utah (2-0-0)

9/9/01	W	UA 9 vs. S. Utah 1
9/13/13	W	UA 6 vs. S. Utah 1

St. Louis (0-1-0)

10/6/02	L	UA 1 vs. STL 5

St. Mary's (CA) (1-0-0)

10/13/96	W	UA 1 at St. Mary's 0

Stanford (2-19)

11/5/95	L	UA 0 at Stan 4*
9/27/96	L	UA 2 vs. Stan 3*
11/9/97	L	UA 2 vs. Stan 5*
10/11/98	L	UA 1 at Stan 8*
10/15/99	L	UA 2 vs. Stan 5*
10/20/00	L	UA 0 at Stan 2*
11/4/01	L	UA 0 vs. Stan 5*
11/10/02	L	UA 0 at Stan 6*
10/10/03	L	UA 2 vs. Stan 3*
10/15/04	W	UA 1 at Stan 0 OT*
10/23/05	W	UA 2 vs. Stan 1*
10/15/06	L	UA 0 at Stan 3*
10/26/07	L	UA 1 vs. Stan 3*
10/24/08	L	UA 1 at Stan 3*
11/1/09	L	UA 0 at Stan 4*
10/24/10	L	UA 0 vs. Stan 3*
9/24/11	L	UA 0 at Stan 7*
10/11/12	L	UA 1 vs. Stan 4*
10/4/13	L	UA 1 at Stan 2 OT*
10/24/14	L	UA 2 vs. Stan 3 OT*
10/4/15	L	UA 2 vs. Stan 3 2OT*

Stephen F. Austin (1-0)

9/6/15	W	UA 4 vs. SFA 0

Temple (1-0-0)

9/22/96	W	UA 4 vs. Temple 0

Tennessee (2-1-0)

10/3/97	W	UA 2 vs. Tenn 0
9/1/00	L	UA 1 at Tenn 5
9/12/10	W	UA 3 vs. Tenn 1

Texas (2-2-0)

10/30/94	L	UA 0 at Texas 4
9/19/97	W	UA 3 vs. Texas 2
9/9/07	W	UA 2 vs. Texas 0
9/7/08	L	UA 1 at Texas 2 OT

Texas A&M (0-1-1)

9/5/14	T	UA 2 vs. TAMU 2 2OT
11/21/14	L	UA 2 at TAMU 7!

Texas Tech (2-1-2)

11/4/94	W	UA 3 vs. TTU 1
9/12/08	W	UA 2 at TTU 1
9/18/11	T	UA 0 vs. TTU 0 OT
9/15/13	L	UA 0 vs. TTU 2
9/11/15	T	UA 1 vs. TTU 1

Tulsa (1-0-0)

9/1/97	W	UA 2 at Tulsa 1

UC Irvine (1-1-0)

9/3/04	W	UA 1 vs. UCI 0
8/23/09	L	UA 1 vs. UCI 2

UCLA (1-21)

10/1/94	L	UA 0 at UCLA 4*
9/16/95	L	UA 1 vs. UCLA 3*
9/8/96	L	UA 0 at UCLA 6*
10/31/97	L	UA 1 at UCLA 2*
11/6/98	L	UA 0 vs. UCLA 4*
10/10/99	L	UA 1 at UCLA 6*
11/5/00	L	UA 0 vs. UCLA 8*
10/12/01	L	UA 0 at UCLA 2*
10/18/02	L	UA 0 vs. UCLA 1*
10/26/03	L	UA 0 at UCLA 4*
10/31/04	W	UA 1 vs. UCLA 0*
11/4/05	L	UA 1 at UCLA 2 OT*
10/20/06	L	UA 0 vs. UCLA 1*
11/4/07	L	UA 0 at UCLA 3*
10/19/08	L	UA 0 vs. UCLA 2*
10/9/09	L	UA 0 at UCLA 2*
11/5/10	L	UA 0 vs. UCLA 1*
10/21/11	L	UA 1 at UCLA 6*
9/28/12	L	UA 1 vs. UCLA 2*
9/29/13	L	UA 1 vs. UCLA 2*
10/17/14	L	UA 0 at UCLA 6*
10/9/15	L	UA 1 at UCLA 5*

UC Riverside (2-0)

8/30/13	W	UA 6 vs. UCR 0
9/18/15	W	UA 2 at UCR 1 OT

UC Santa Barbara (2-1-0)

9/25/05	W	UA 4 vs. UCSB 3
9/28/08	L	UA 2 vs. UCSB 2
9/25/09	W	UA 2 at USCB 1

UNLV (1-1-0)

9/23/01	W	UA 4 vs. UNLV 1
9/27/03	L	UA 1 vs. UNLV 2

USC (5-15-2)

10/2/94	L	UA 3 at USC 4 OT
10/5/95	W	UA 3 vs. USC 2*
10/18/96	L	UA 1 vs. USC 3*
11/2/97	L	UA 3 at USC 6*
11/8/98	L	UA 1 vs. USC 2 OT*
10/8/99	L	UA 0 at USC 6*
11/3/00	L	UA 1 vs. USC 3*
10/14/01	L	UA 0 at USC 2*
10/20/02	L	UA 1 vs. USC 2 OT*
10/24/03	W	UA 1 at USC 0*
10/29/04	W	UA 3 vs. USC 0*
11/6/05	W	UA 1 at USC 0*
10/22/06	T	UA 0 vs. USC 0 OT*
11/2/07	L	UA 1 at USC 3*
10/17/08	L	UA 0 vs. USC 2*
10/11/09	L	UA 0 at USC 2*
11/7/10	L	UA 0 vs. USC 5*
10/23/11	L	UA 0 at USC 1*
9/30/12	T	UA 1 vs. USC 1 OT*
10/18/13	W	UA 3 at USC 2 OT*
9/26/14	L	UA 0 vs. USC 3*
10/11/15	L	UA 1 at USC 3*

Utah (8-6)

10/8/95	W	UA 2 vs. Utah 1
9/10/00	L	UA 1 vs. Utah 4
9/30/01	L	UA 1 at Utah 4
9/16/05	W	UA 1 vs. Utah 0 OT
11/10/05	W	UA 1 at Utah 0!
9/3/06	L	UA 1 at Utah 2
8/31/07	L	UA 1 vs. Utah 2
8/29/08	W	UA 4 at Utah 0
9/26/10	W	UA 1 vs. Utah 0 OT
10/2/11	L	UA 1 at Utah 3*
10/28/12	W	UA 1 vs. Utah 0 OT*
11/1/13	L	UA 0 vs. Utah 1 OT*
10/31/14	W	UA 2 at Utah 1*
11/1/15	W	UA 1 at Colo 0*

Utah State (1-0-0)

9/1/06	W	UA 3 vs. USU 0

Utah Valley (1-0-0)

8/21/16	W	UA 5 vs. UVU 1

UTEP (1-1-0)

9/21/97	W	UA 1 vs. UTEP 0 OT
9/23/99	L	UA 3 at UTEP 4

Vanderbilt (0-1-0)

9/3/00	L	UA 0 at Vanderbilt 4

Virginia (0-2-0)

9/16/07	L	UA 0 at Virginia 4
9/4/09	L	UA 1 vs. Virginia 4

Virginia Tech (0-1-0)

9/21/07	L	UA 0 vs. VT 1

Washington (3-15-2)

9/22/95	L	UA 1 at UW 3*
10/25/96	L	UA 1 vs. UW 3*
10/17/97	L	UA 0 at UW 1*
10/23/98	L	UA 2 vs. UW 3 OT*
10/31/99	L	UA 0 at UW 4*
10/15/00	L	UA 1 vs. UW 2*
10/26/01	L	UA 0 at UW 2*
11/1/02	W	UA 2 vs. UW 1 OT*
11/9/03	L	UA 0 at UW 3*
10/10/04	W	UA 3 vs. UW 1*
10/14/05	W	UA 1 at UW 0*
11/3/06	L	UA 2 at UW 3 OT*
10/14/07	L	UA 0 vs. UW 2*
11/9/08	L	UA 1 at UW 2*
10/16/09	L	UA 0 vs. UW 2*
10/8/10	L	UA 1 at UW 4*
10/28/11	L	UA 0 vs. UW 4*
10/5/12	T	UA 1 at UW 1 OT*
10/27/13	T	UA 0 vs. UW 0 OT*
10/12/14	L	UA 0 at UW 2*
9/25/15	W	UA 1 vs. UW 0

Washington State (4-15-1)

9/24/95	L	UA 1 at WSU 4*
11/1/96	L	UA 0 vs. WSU 3*
10/19/97	W	UA 1 at WSU 0*
10/25/98	T	UA 0 vs. WSU 0 OT*
10/29/99	L	UA 2 at WSU 3*
10/13/00	L	UA 0 vs. WSU 4*
10/28/01	L	UA 1 at WSU 3*
11/3/02	L	UA 2 vs. WSU 4*
11/7/03	W	UA 2 at WSU 1*
10/8/04	W	UA 3 vs. WSU 1*
10/16/05	L	UA 1 at WSU 2*
11/5/06	L	UA 0 at WSU 1*
10/12/07	L	UA 1 vs. WSU 3*
11/7/08	L	UA 1 at WSU 1*
10/18/09	L	UA 0 vs. WSU 1*
10/10/10	L	UA 0 at WSU 1*
10/30/11	L	UA 0 vs. WSU 2*
10/7/12	L	UA 0 at WSU 3*
10/25/13	L	UA 0 vs. WSU 4*
10/10/14	W	UA 4 at WSU 1*
10/16/15	W	UA 1 at WSU 0*

Weber State (3-0-0)

9/25/04	W	UA 2 at WSU 0
11/12/05	W	UA 1 vs. WSU 0!
9/5/08	W	UA 4 vs. WSU 0

West Virginia (0-1-0)

9/14/01	DNP	Canceled
9/10/04	L	UA 0 at WVU 2

Wisconsin (0-0-1)

9/6/02	T	UA 1 vs. UW 1 OT

Wisc.-Milwaukee (1-1-0)

10/21/94	L	UA 2 vs. UW-Mil 3 OT
9/11/99	W	UA 3 vs. UW-Mil 2 OT

Wyoming (2-1-0)

9/30/96	W	UA 2 vs. UW 0
10/3/99	W	UA 3 vs. UW 1
9/4/98	L	UA 0 at UW 1

Youngstown State (1-0-0)

10/4/02	W	UA 7 vs. YSU 0

ARIZONA SOCCER RECORD BOOK • INDIVIDUAL/TEAM RECORDS

INDIVIDUAL RECORDS

GAMES PLAYED, CAREER

No.	Player	Games	Years
1.	Brianna Caceres	82	05-08
2.	Claire Bodiya	81	04-07
	London King	81	05-08
	Mallory Miller	81	02-05
5.	Shannon Heinzler	80	10-13
	Ana-Maria Montoya	80	10-13
7.	Ariel Boulicault	79	09-12
8.	Jazmin Ponce	78	10-13
9.	Jasmine Namdar	77	06-09
10.	Kaity Heath	76	04-07

GAMES STARTED, CAREER

No.	Player	Games	Years
1.	Brianna Caceres	79	05-08
2.	Claire Bodiya	78	04-07
3.	Jazmin Ponce	77	10-13
4.	Shannon Heinzler	74	10-13
5.	Kaity Heath	72	04-07
	Twila Kaufman	72	98-01
7.	Savanah Levake	70	05-08
8.	Nikki Jones	68	95-98
9.	Ana-Maria Montoya	67	10-13
10.	Kate Nighswander-Will	64	97-00

SHOTS, GAME

No.	Player	Shots	Game
1.	Jazmin Ponce	12	USC, 9/30/12
	Christine Keeley	12	CSFU, 11/3/96
2.	Nikki Jones	10	Sac. St., 10/29/95
3.	Jazmin Ponce	9	FIU, 8/23/12
	Mallory Miller	9	Youngstown St., 10/4/02
	Nikki Jones	9	Wash. St., 10/25/98
	Nikki Jones	9	UTEP, 9/21/97
	Elena Galvan	9	UTEP, 9/21/97

SHOTS, SEASON

No.	Player	Shots	Year
1.	Jazmin Ponce	92	2013
2.	Jazmin Ponce	85	2012
3.	Mallory Miller	79	2005
4.	**Gabi Stoian**	**78**	**2014**
5.	Alexandra Doller	74	2014
6.	Chrissy Sanford	66	1999
7.	Christine Keeley	62	1996
8.	Christine Keeley	61	1995
9.	Mallory Miller	58	2003
10.	**Gabi Stoian**	**56**	**2015**
	Gianna DeSaverio	56	2006

SHOTS, CAREER

No.	Player	Shots	Years
1.	Jazmin Ponce	268	10-13
2.	Mallory Miller	235	02-05
3.	Nikki Jones	170	95-98
4.	Renae Cuellar	142	08-11
5.	**Gabi Stoian**	**134**	**14-**
6.	Christine Keeley	123	95-96
7.	Alexandra Doller	116	13-14
8.	Candice Wilks	105	02-04
9.	London King	104	05-08
10.	Brooke McManus	98	97-99

TEAM SHOTS, GAME

No.	Opponent	Shots	Date
1.	UTEP	49	9/21/97
2.	Belmont	37	9/28/02
3.	Two Times	35	9/21/14
4.	Southern Utah	32	9/9/01
5.	Texas Tech	30	11/4/94
6.	Three Times	29	11/3/04
7.	Northern Arizona	28	8/28/14
8.	**Four Times**	**27**	**9/6/15**
9.	Five Times	26	9/20/13
10.	Three Times	25	9/12/14

GOALS SCORED, GAME

No.	Player	Goals	Game
1.	Kelly Nelson	5	Belmont, 9/28/02
	Kristi Loroña	5	So. Utah, 9/9/01
3.	**Gabi Stoian**	**3**	**Nevada, 9/12/14**
	Mallory Miller	3	Oregon, 10/7/05
	Mallory Miller	3	UCSB, 9/25/05
	Candice Wilks	3	So. Utah, 9/9/01
	Kristi Loroña	3	Oregon St., 11/5/99
	Nikki Jones	3	Gonzaga, 10/5/97
	Nikki Jones	3	Sac. St., 10/29/95
	Jennifer Duran	3	Texas Tech, 11/4/94

GOALS, SEASON

No.	Player	Goals	Year
1.	Mallory Miller	19	2005
2.	**Gabi Stoian**	**13**	**2014**
	Kelly Nelson	13	2002
3.	Chrissy Sanford	11	1999
	Christine Keeley	11	1995
5.	Jazmin Ponce	10	2013
6.	Jazmin Ponce	8	2012
	Candice Wilks	8	2003
	Candice Wilks	8	2001
	Nikki Jones	8	1995
10.	Alexandra Doller	7	2013
	Candice Wilks	7	2004
	Nikki Jones	7	1996

GOALS, CAREER

No.	Player	Goals	Years
1.	Mallory Miller	32	02-05
2.	Nikki Jones	25	95-98
3.	Jazmine Ponce	23	10-13
	Candice Wilks	23	01-04
5.	**Gabi Stoian**	**19**	**14-**
	Christine Keeley	18	95-96
7.	Renae Cuellar	17	08-11
	London King	17	05-08
9.	Alexandra Doller	15	13-14
10.	Kelly Nelson	14	02-05

HAT TRICKS (Goals scored)

Kristi Loroña vs. Southern Utah, 9/9/01 (5)
Kelly Nelson at Belmont, 9/28/02 (5)
Gabi Stoian vs. Nevada, 9/12/14 (3)
Mallory Miller vs. Oregon, 10/7/05 (3)
Mallory Miller vs. UCSB, 9/25/05 (3)
Candice Wilks vs. Southern Utah, 9/9/01 (3)
Kristi Loroña vs. Oregon State, 11/5/99 (3)
Nikki Jones vs. Gonzaga, 10/5/96 (3)
Nikki Jones vs. Sacramento State, 10/29/95 (3)
Jennifer Duran vs. Texas Tech, 11/4/94 (3)

ASSISTS, GAME

No.	Player	Assists	Game
1.	**Jaden Degracie**	**3**	**UCR, 8/30/13**
	Candice Wilks	3	Wash., 10/10/04
	Christine Keeley	3	Sac. St., 10/29/95
4.	Many	2	

ASSISTS, SEASON

No.	Player	Assists	Year
1.	Mallory Miller	9	2005
2.	**Jaden Degracie**	**8**	**2013**
	Gabi Stoian	**8**	**2015**
4.	**Gabi Stoian**	**7**	**2014**
	Jaden DeGracie	**7**	**2015**
6.	Nikki Jones	6	1998
	Sara Field	6	1996
8.	Jazmin Ponce	5	2013
	Samantha Drees	5	2007
	Mallory Miller	5	2005
	Vanesha Bailey	5	2001
	Chrissy Sanford	5	1999
	Christine Keeley	5	1995

ASSISTS, CAREER

No.	Player	Assists	Years
1.	**Jaden DeGracie**	**19**	**13-**
	Mallory Miller	19	02-05
	Gabi Stoian	**15**	**14-**
4.	Nikki Jones	14	95-98
5.	Candice Wilks	11	01-04
6.	Jasmine Namdar	10	06-09
7.	Kaity Heath	9	04-07
	Jennifer Klein	9	02-05
9.	**Hannah Wong**	**8**	**12**
	Vanesha Bailey	8	01-04
	Krista Bogdan	8	96-98
	Sara Field	8	96-97

POINTS, GAME

No.	Player	Points	Game
1.	Kelly Nelson	10	Belmont, 9/28/02
	Kristi Loroña	10	So. Utah, 9/9/01
2.	Nikki Jones	7	Sac. St., 10/29/95
4.	Gabi Stoian	6	Nevada, 9/12/14
	Mallory Miller	6	Oregon, 10/7/05
	Mallory Miller	6	UCSB, 9/25/05
	Candice Wilks	6	So. Utah, 9/9/01
	Kristi Loroña	6	Oregon St., 11/5/99
	Nikki Jones	6	Gonzaga, 10/5/97
	Jennifer Duran	6	Texas Tech, 11/4/94
10.	Many	5	

POINTS, SEASON

No.	Player	Points	Year
1.	Mallory Miller	43	2005
2.	**Gabi Stoian**	**33**	**2014**
3.	Kelly Nelson	27	2002
	Chrissy Sanford	27	1999
	Christine Keeley	27	1995
6.	Jazmin Ponce	25	2013
7.	**Gabi Stoian**	**20**	**2015**
	Mallory Miller	19	2004
	Candice Wilks	19	2001
	Nikki Jones	19	2001

POINTS, CAREER

No.	Player	Points	Years
1.	Mallory Miller	83	02-05
2.	Nikki Jones	64	95-98
3.	Candice Wilks	57	01-04
4.	**Gabi Stoian**	**53**	**14-**
	Jazmin Ponce	53	10-13
6.	Christine Keeley	43	95-96
7.	Renae Cuellar	39	08-11
	London King	39	05-08
9.	Kelly Nelson	32	01-05
10.	Vanesha Bailey	30	01-04
	Kristi Loroña	30	98-01

GAMEWINNING GOALS, SEASON

No.	Player	Goals	Year
1.	Mallory Miller	9	2005
2.	Jazmin Ponce	5	2013
3.	**Gabi Stoian**	**5**	**2014**
	Renae Cuellar	4	2008
	Candice Wilks	4	2004
6.	Alexandra Doller	3	2014
	Renae Cuellar	3	2009
	Karina Camacho	3	2008
	Gianna DeSaverio	3	2006
	Kelly Nelson	3	2002
	Christine Keeley	3	1995

GAMEWINNING GOALS, CAREER

No.	Player	Goals	Years
1.	Mallory Miller	14	02-05
2.	Jazmin Ponce	8	10-13
	Renae Cuellar	8	08-11
	Candice Wilks	8	01-04
5.	**Gabi Stoian**	**6**	**14-**
6.	Nikki Jones	6	95-98
	London King	5	05-08
8.	Kristi Loroña	4	98-01
	Alexandra Doller	4	13-14
10.	Alex Smith	3	09-12
	Karina Camacho	3	07-08
	Gianna DeSaverio	3	05-06
	Kelly Nelson	3	01-05
	Christine Keeley	3	95-96
	Jennifer Duran	3	94-95

GOALKEEPER SAVES, SEASON

No.	Player	Saves	Year
1.	McCall Smith	128	2005
	Jen Weibel	128	1995
3.	Jen Weibel	126	1994
4.	Chelsea McIntyre	109	2006
5.	Gabby Kaufman	108	2012
	Shannon Monti	108	2001
7.	Inger Airheart	107	1997
8.	Gabby Kaufman	105	2013
9.	Ashley Jett	104	2010
10.	Chelsea McIntyre	100	2008

GOALKEEPER SAVES, CAREER

No.	Player	Saves	Years
1.	Jen Weibel	345	94-96
2.	Gabby Kaufman	306	12-14
3.	Inger Airheart	292	97-00
4.	Shannon Monti	253	98-01
5.	McCall Smith	220	04-05
6.	Chelsea McIntyre	217	05-08
7.	Ashley Jett	211	08-11
8.	Natalie Juarez	138	02-03
9.	Devon Wharf	60	06-09
10.	Amanda Martin	56	2002

GOALS AGAINST AVERAGE, SEASON (50% GP)

No.	Player	G/90	Year
1.	McCall Smith	0.52	2004
2.	**Lainey Burdett**	**1.09**	**2015**
3.	Chelsea McIntyre	1.10	2008
4.	McCall Smith	1.14	2005
5.	Gabby Kaufman	1.17	2013
	Chelsea McIntyre	1.17	2006
7.	**Rachel Estopare**	**1.28**	**2015**
8.	Amanda Martin	1.39	2002
9.	Danielle Nicolai	1.49	2007
10.	Inger Airheart	1.50	1997

GOALS AGAINST AVERAGE, CAREER (50% GP)

No.	Player	G/90	Years
1.	McCall Smith	0.84	04-05
2.	**Lainey Burdett**	**1.09**	**15-**
3.	Chelsea McIntyre	1.15	05-08
4.	**Rachel Estopare**	**1.28**	**15-**
5.	Amanda Martin	1.39	2002
6.	Gabby Kaufman	1.44	12-14
7.	Danielle Nicolai	1.49	07-08
8.	Inger Airheart	1.94	97-00
9.	Devon Wharf	2.02	06-09
10.	Shannon Monti	2.50	98-01

SOLO SHUTOUTS, SEASON

No.	Player	S/O	Year
1.	McCall Smith	11	2004
2.	McCall Smith	9	2005
3.	Gabby Kaufman	7	2014
4.	Chelsea McIntyre	6	2006
	Inger Airheart	6	1997
6.	Gabby Kaufman	5	2013
	Chelsea McIntyre	5	2008
8.	Gabby Kaufman	4	2012
9.	**Rachel Estopare**	**4**	**2015**
10.	**Lainey Burdett**	**3**	**2015**

SOLO SHUTOUTS, CAREER

No.	Player	S/O	Years
1.	McCall Smith	20	04-05
2.	Gabby Kaufman	16	12-14
3.	Chelsea McIntyre	11	05-08
	Inger Airheart	9	97-00
5.	Ashley Jett	4	08-11
	Jen Weibel	4	94-96
	Rachel Estopare	**4**	**15-**
8.	**Lainey Burdett**	**3**	**15-**
	Shannon Monti	3	98-01
10.	Danielle Nicolai	2	07-08
	Natalie Juarez	2	02-03
	Amanda Martin	2	2002

TEAM RECORDS

Most Victories:	15 (2004)
Most Conference Victories:	6 (2004 & 2015)
Most Home Victories:	8 (2004)
Longest Win Streak:	9 (2004)
Longest Unbeaten Streak:	9 (2004)
Largest Victory Margin:	10 (Belmont, 9/28/02) 10-0
Highest Winning %:	.714 (2004)
Most Losses:	16 (2011)
Fewest Losses:	6 (2004)
Longest Losing Skid:	12 (2010-11)
Largest Losing Margin:	8 (UCLA, 11/5/00) 0-8
Most Ties:	4 (2013)
Most Overtime Games:	7 (2013)
Most Overtime Wins:	3 (2008)
Most Overtime Losses:	3 (2001)
Most Shots	
Game:	49 (UTEP, 9/21/97)
Season:	359 (2014)
Most Opponent Shots	
Game:	39 (twice)
Season:	399 (2000)
Fewest Shots	
Game:	1 (UCLA, 11/5/00)
Season:	182 (2009)
Fewest Opponent Shots	
Game:	1 (NAU, 8/28/14 & Arkansas, 8/30/97)
Season:	210 (2004)
Most Goals Scored	
Game:	10 (Belmont, 9/28/02) 10-0
Season:	38 (2013)
Fewest Goals Scored:	8 (2011)
Most Opponent Goals Scored	
Game:	8 (twice)
Season:	55 (2000)
Fewest Opponent Goals Scored:	11 (2004)
Most Goals Per Game:	1.95 (2002)
Fewest Goals Per Game:	.42 (2009)
Consecutive Games Scored:	12 (1995)
Fastest UA Goal:	0:13 (Loyola Marymount, 9/4/95)
Fastest Opponent Goal:	0:50 (ASU, 11/6/15)
Most Assists	
Game:	10 (Belmont, 9/28/02)
Season:	36 (2015)
Fewest Assists:	4 (2011)
Most Opponent Assists	
Game:	7 (twice)
Season:	45 (1999)
Fewest Opponent Assists:	12 (2004)
Most Total Points	
Game:	30 (Belmont, 9/28/02)
Season:	108 (2004)
Fewest Total Points:	20 (2011)
Most Opponent Total Points	
Game:	22 (UCLA, 11/5/00)
Season:	151 (2000)
Fewest Opponent Total Points	
Season:	34 (2004)
Most Corner Kicks	
Game:	14 (Montana, 9/26/03)
Season:	125 (2003)
Fewest Corner Kicks:	33 (1994)
Most Opponent Corner Kicks	
Game:	16 (Wash. St., 10/28/01)
Season:	126 (1996)
Fewest Opponent Corner Kicks:	45 (2003)
Most Fouls	
Game:	26 (twice)
Season:	277 (2001)
Fewest Fouls	
Game:	3 (4 times)
Season:	145 (1994)
Most Opponent Fouls	
Game:	28 (Nebraska, 11/6/94)
Season:	269 (1999)
Fewest Opponent Fouls	
Game:	2 (ODU 9/6/09)
Season:	148 (2010)
Most Saves	
Game:	18 (Loyola Marymount, 10/23/94)
Season:	141 (1994)
Most Opponent Saves	
Game:	18 (UC-Irvine, 9/3/04)
Season:	133 (1994)
Fewest Saves	
Game:	0 (6 times)
Season:	76 (2009)
Fewest Opponent Saves	
Game:	0 (thrice)
Season:	58 (2009)
Most Shutouts:	11 (2004)
Most Consecutive Shutouts:	4 (2004)
Most Opponent Shutouts:	12 (2011)
Fewest Opponent Shutouts:	2 (1995)
Fewest Goals Allowed:	11(2004)
Most Goals Allowed	
Game:	8 (twice)
Season:	55 (2000)
Lowest Goals Against Average:	0.52 (2004)
Highest Goals Against Average:	2.93 (1994)
Opp. Lowest Goals Against Average:	0.41 (2011)
Opp. Highest Goals Against Average:	1.90 (2002)

PAC-10 CHAMPIONS
2004 (Co-Champions)

PAC-10 PLAYER OF THE YEAR
2005 Mallory Miller

PAC-10 COACH OF THE YEAR
2004 Dan Tobias

PAC-12 SCHOLAR-ATHLETE OF THE YEAR
2015 Sheaffer Skadsen

ALL-PAC-10
1995 Christine Keeley (Second Team)
1996 Christine Keeley (Second Team)
1997 Inger Airheart (First Team)
2002 Kelly Nelson (Second Team)
2003 Candice Wilks (First Team)
Lindsey Peeples (Second Team)
2004 Lindsey Peeples (First Team)
Candice Wilks (First Team)
Mallory Miller (Second Team)
2005 Mallory Miller (First Team)
Erin Bevacqua (Second Team)
2006 Gianna DeSaverio (First Team)
London King (Second Team)
2007 Katy Heath (Second Team)

ALL-PAC-12
2012 Jazmin Ponce (First Team)
2013 Jazmin Ponce (First Team)
2014 Gabi Stoian (Second Team)
2015 Gabi Stoian (First Team)

PAC-10 ALL-ACADEMIC
1994 Shannon Taylor (First Team)
1995 Jennifer Rickard (First Team)
Shannon Taylor (First Team)
Jen Weibel (Second Team)
1996 Jennifer Rickard (First Team)
Jen Weibel (First Team)
Michelle Wickens (Second Team)
1997 Emily Bumps (Second Team)
Megan Canaday (Second Team)
Nikki Jones (Second Team)
1998 Nikki Jones (First Team)
Megan Canaday (Second Team)
2001 Shannon Monti (Second Team)
2003 Shannon Pidd (Second Team)
2004 Althea Jones (Second Team)
2006 Sally Thurner (Second Team)
2007 Jacqueline Broussard (Second Team)
2008 Leila Amini (First Team)
Jacqueline Broussard (Second Team)
2009 Samantha Drees (Second Team)
Jasmine Namdar (Second Team)

PAC-12 ALL-ACADEMIC
2011 Kristin Strother (First Team)
2012 Kristin Strother (First Team)
2014 Jaden DeGracie (First Team)
Lexe Selman (First Team)
Sheaffer Skadsen (First Team)
Alexandra Doller (Second Team)
Haley Silverberg (Second Team)
2015 Sheaffer Skadsen (First Team)
Jaden DeGracie (First Team)
Lexe Selman (Second Team)

CoSIDA ACADEMIC ALL-AMERICAN
2015 Sheaffer Skadsen

ATTENDANCE RECORDS

Att.	Opponent	Result	Date
1302	Arizona State	L, 4-1	11/6/15
1208	Arizona State	L, 2-1	10/29/05
1086	Abilene Christian	W, 4-0	8/21/15
1076	Pepperdine	L, 1-0	9/13/15
1068	Texas Tech	T, 1-1	9/11/15
1021	Stanford	L, 4-1	10/11/12
1010	Arizona State	L, 2-1	11/9/07
1010	Portland	L, 2-0	9/22/06
1001	Northern Colorado	W, 2-0	11/13/15
972	Utah	W, 1-0 (OT)	9/16/05
967	UCLA	L, 1-0	10/20/06
965	Southern Utah	W, 6-1	9/13/13
955	Stanford	L, 3-1	10/26/07
955	Nevada	W, 4-0	9/12/14
950	California	T, 0-0 (OT)	10/21/05
928	California	W, 1-0	10/2/15
919	Virginia Tech	L, 1-0	9/21/07
915	USC	L, 2-0	10/17/08
910	Arizona State	W, 2-1 (OT)	10/23/09
880	Houston	W, 4-1	9/20/13