



AUSTIN PEAY

BASKETBALL

7 NCAA TOURNAMENT APPEARANCES | 10-TIME CONFERENCE CHAMPIONS
43 ALL-CONFERENCE SELECTIONS

AUSTIN PEAY GOVERNORS

5-6 | 0-0 ASUN | 2-1 HOME | 2-4 AWAY

Head Coach: Brittany Young (Francis Marion, '08)
Record at Austin Peay: 59-47 / Fourth Season
Career Record: 59-47 / Fourth Season
Last Game: W, 73-66 vs UT Southern, Dec. 28

EASTERN KENTUCKY COLONELS

10-3 | 0-0 ASUN | 4-1 HOME | 6-2 AWAY

Head Coach: Greg Todd (EKU, '83)
Record at ECU: 65-45 / Fourth Season
Career Record: 327-215 / 19th Season
Last Game: W, 81-66 at Samford, Dec. 29

GAME 12 | 6 PM, JAN 2, 2025 | F&M BANK ARENA | CLARKSVILLE, TENN.



LETSGOPEAY.COM

INSIDE THE SERIES

The Series | 40-47
At APSU | 22-19
At ECU | 13-27
Neutral Sites | 5-1



EKUSPORTS.COM

AUSTIN PEAY PROJECTED STARTERS

Pos.	No.	Name	Ht.	Yr.	Previous School	PPG	RPG	Notes
G	2	Nariyah Simmons	5-2	Sr.	Kansas City	4.5	1.6	37.8 FG%
G	3	Anala Nelson	5-7	Jr.	Lower Richland HS	3.7	2.4	31.8 FG%
G	5	Abby Cater	5-7	Sr.	Trinity Valley CC	6.5	2.7	37.3 FG%
G	10	La'Nya Foster	5-9	So.	Lovejoy HS	11.1	7.5	38.3 FG%
F	20	Sa'Mya Wyatt	5-11	Fr.	St. Francis HS	12.5	5.3	54.4 FG%

Last time this group started: W, 73-66 vs UT Southern, Dec. 28

EASTERN KENTUCKY PROJECTED STARTERS

Pos.	No.	Name	Ht.	Yr.	Previous School	PPG	RPG	Notes
F	5	Raphaela Toussaint	6-0	5th.	Rider	8.1	5.5	39.3 FG%
G	11	Althea Kara Angeles	5-6	5th.	Old Dominion	8.7	2.3	38.8 FG%
G	20	Kaitlyn Costner	5-8	Sr.	Ohio State	13.6	4.8	42.0 FG%
G	20	Alice Recanati	5-9	5th.	Reyer Venezia	12.4	5.4	47.6 FG%
F	32	Jasmine McGinnis-Taylor	6-3	5th.	Illinois State	10.6	8.2	47.2 FG%

PREGAME PAROOZING

TOP HITS

- **BRITT'S THIRD YEAR:** Head coach Brittany Young is the first coach in program history to win a postseason game in each of her first three seasons.
- **FOSTER THE FIRST YEAR:** La'Nya Foster is the ASUN's reigning Freshman of the Year. She is the first Gov to receive the honors since Gerlonda Hardin in the 2000-01 season. Her seven steals in the win at High Point were the most since Tiasha Gray's eight against Oral Roberts, Nov. 29, 2014.

WHAT TO KNOW

- **WHAT A GOVS WIN MEANS:** The Govs would move to 6-6 on the season... The Govs would move to 24-24 in all-time conference openers and 3-0 in ASUN openers... Brittany Young would earn her 60th career victory
- **ON THIS DATE:** The last game played on this date was a 62-42 win against Queens in 2023 in Charlotte, N.C.

EXTRA! EXTRA!

- **WELCOME TO THE BANK:** The crown jewel of downtown Clarksville is the new state-of-the-art home for Governors men's and women's basketball, F&M Bank Arena hosted its first regular-season basketball game first regular-season games when the men's and women's basketball teams opened their 2023-24 campaigns, Nov. 6, against Trevecca and Life, respectively.

2024-25 SCHEDULE

Record	5-6
ASUN	0-0
Home	2-1
Away	2-4
Neutral	1-1
Last 5	3-2
Last 10	5-5

DATE	OPPONENT	TIME/RESULT
Oct. 30	SMWC (Exhibition)	W, 83-38
Nov. 4	Bethel	L, 64-52
Nov. 8	at Vanderbilt	L, 93-37
Nov. 15	at Indiana State	W, 74-56
Nov. 17	at Miami Ohio	L, 59-52
Nov. 24	Mercer	W, 66-53
FAU Thanksgiving Tournament		
Nov. 30	Manhattan	L, 61-46
Dec. 1	Florida Atlantic	W, 59-58
Dec. 7	at Murray State	L, 116-80
Dec. 15	at California	L, 71-45
Dec. 21	at High Point	W, 59-46
Dec. 28	UT Southern	W, 73-66
Jan. 2	• Eastern Kentucky	6 PM
Jan. 4	• North Florida	2 PM
Jan. 8	• at North Alabama	6 PM
Jan. 11	• at Bellarmine	1 PM
Jan. 16	• at Eastern Kentucky	6 PM
Jan. 18	• Jacksonville	4 PM
Jan. 23	• North Alabama	6 PM
Jan. 25	• Central Arkansas	2 PM
Jan. 30	• at Stetson	6 PM
Feb. 1	• at Florida Gulf Coast	3 PM
Feb. 6	• at Queens	6 PM
Feb. 8	• Lipscomb	2 PM
Feb. 12	• at West Georgia	6 PM
Feb. 15	• at Central Arkansas	1 PM
Feb. 20	• Queens	6 PM
Feb. 22	• at Lipscomb	2 PM
Feb. 27	• West Georgia	6 PM
Mar. 1	• Bellarmine	2 PM

• - ASUN Conference contest

Home games in bold. All Times Central.

BROADCAST INFORMATION

STREAM | ESPN+

Alex Gould
Ethan Schmidt

LISTEN | WAPX

Knox Rives
Ashley Roberts

ATHLETICS COMMUNICATIONS

CAMILLE BLAYLOCK

Athletic Communications Assistant

Email: cblaylock1@my.apsu.edu

Office: 931-221-6562

AUSTIN PEAY WOMEN'S BASKETBALL

TV/RADIO CHEAT SHEET

0




Nisea Burrell
G • 5-5 • Sr.
Philadelphia, Pa.
Columbia State CC

PPG	RPG	Assists	FG%	3FG%	FT%
2.5	1.1	9	33.3 (10-30)	28.6 (2-7)	41.7 (5-12)

Last Game: Did not score in 2 minutes vs UT Southern (12/28/24).
Career High Scoring: 6, vs. Mercer (11/24/24).

1



Jordan Boddie
G • 5-6 • So.
Sanford, Fla.
Indian River State CC

PPG	RPG	Assists	FG%	3FG%	FT%
4.5	1.2	6	52.4 (11-21)	36.4 (4-11)	100.0 (1-1)

Last Game: 5 points (2-3 FG) in 21 minutes vs UT Southern (12/28/24).
Career High Scoring: 10, at Murray State (12/07/24).

2



Nariyah Simmons
G • 5-2 • Sr.
St. Louis, Mo.
Kansas City

PPG	RPG	Assists	FG%	3FG%	FT%
4.5	1.6	14	37.8 (14-37)	45.0 (9-20)	72.2 (13-18)

Last Game: 10 points (2-5 FG) in 31 minutes vs UT Southern (12/28/24).
Career High Scoring: 34, vs Kansas (11/18/23) (Kansas City).

3



Anala Nelson
G • 5-7 • Jr.
Columbia, S.C.
Lower Richland HS

PPG	RPG	Assists	FG%	3FG%	FT%
3.7	2.4	16	31.8 (14-44)	14.3 (1-7)	60.0 (12-20)

Last Game: 10 points (4-7 FG) and 3 rebounds in 30 minutes vs UT Southern (12/28/24).
Career High Scoring: 21, at Kentucky (11/14/23).

4



Anovia Sheals
G • 5-10 • Fr.
Daytona Beach, Fla.
Mainland HS

PPG	RPG	Assists	FG%	3FG%	FT%
9.0	4.3	23	42.5 (30-80)	26.3 (5-19)	74.3 (26-35)

Last Game: 13 points (4-6 FG) and 6 rebounds in 26 minutes vs UT Southern (12/28/24).
Career High Scoring: 21, at Murray State (12/07/24).

5




Abby Cater
G • 5-7 • Sr.
Fort Washington, Md.
Trinity Valley CC

PPG	RPG	Assists	FG%	3FG%	FT%
6.5	2.7	7	37.3 (25-67)	32.0 (8-25)	58.3 (14-24)

Last Game: 3 points (1-4 FG) in 16 minutes vs UT Southern (12/28/24).
Career High Scoring: 27, vs Murray State (12/09/23).

10




La'Nya Foster
G • 5-9 • So.
Riverdale, Ga.
Lovejoy HS

PPG	RPG	Assists	FG%	3FG%	FT%
11.1	7.5	26	38.3 (51-133)	29.7 (11-37)	47.4 (9-19)

Last Game: 16 points (6-12 FG) and 11 rebounds in 39 minutes vs UT Southern (12/28/24).
Career High Scoring: 24, three times most recently at High Point (12/21/24).

11



JaNiah Newell
G • 5-5 • Gr.
Danville, Ill.
Chicago State

PPG	RPG	Assists	FG%	3FG%	FT%
0.0	0.0	0	0.0	0.0	0.0

Last Game: 20 points (6-15 FG) and 6 rebounds vs Hartford (02/26/23) (at Chicago State).
Career High Scoring: 29 points at Evansville (11/16/22) (at Chicago State).

15



Briana Rivera
G • 5-5 • Fr.
Orlando, Fla.
Lake Highland Prep

PPG	RPG	Assists	FG%	3FG%	FT%
3.7	0.2	3	31.4 (11-35)	32.4 (11-34)	0.0 (0-0)

Last Game: Did not score in 2 minutes at California (12/15/24).
Career High Scoring: 9, at Indiana St. (11/15/24).

20



Sa'Mya Wyatt
F • 5-11 • Fr.
Powder Springs, Ga.
St. Francis HS

PPG	RPG	Assists	FG%	3FG%	FT%
12.5	5.3	8	52.9 (60-110)	25.0 (1-4)	61.5 (16-26)

Last Game: 13 points (6-8 FG) and 4 rebounds in 31 minutes vs UT Southern (12/28/24).
Career High Scoring: 26, at Indiana St. (11/15/24).

21



Rose Azmoudeh
G • 5-9 • Fr.
Dix Hills, N.Y.
Half Hollow Hills HS East

PPG	RPG	Assists	FG%	3FG%	FT%
1.4	0.4	1	37.5 (3-8)	37.5 (3-8)	33.3 (1-3)

Last Game: 3 points (1-2 FG) and 3 rebounds in 4 minutes vs UT Southern (12/28/24).
Career High Scoring: 7, at Murray State (12/07/24).

22



Jeanine Brandsma
F • 6-1 • Jr.
Eguzon Chantome, France
Long Island

PPG	RPG	Assists	FG%	3FG%	FT%
1.8	2.8	4	66.7 (8-12)	0.0 (0-0)	0.0 (0-4)

Last Game: Did not score 4 minutes at High Point (12/21/24).
Career High Scoring: 8 points at Murray State (12/21/24).

34



Jenny Ntambwe
F • 5-11 • Jr.
Coon Rapids, Minn.
Northwestern State

PPG	RPG	Assists	FG%	3FG%	FT%
4.5	4.5	0	37.8 (3-8)	0.0 (0-0)	60.0 (3-5)

Last Game: 1 point (1-2 FT) and 3 rebounds in 17 minutes at Vanderbilt (11/08/24)
Career High Scoring: 20 points at UIW (02/17/24) (at Northwestern).

AUSTIN PEAY WOMEN'S BASKETBALL

QUICK FACTS

UNIVERSITY

Name of School..... Austin Peay State University
Location Clarksville, TN 37040
Founded 1927
Enrollment 9,609
President..... Dr. Michael Licari
Alma Mater, year Minnesota, 1993
Athletics Director..... Gerald Harrison
Alma Mater, year Tennessee, 2001
Senior Woman Administrator Niesha Campbell
Alma Mater, year Appalachian State, 2006
School Colors..... Red and White
Nickname..... Governors
Affiliations NCAA Division I
..... ASUN Conference
Ticket Office Phone 931/221-PEAY (7329)

FACILITY

Arena Name..... F&M Bank Arena
Capacity..... 5,500
First Season 2023-24
Basketball Floor Gary Matthews Court

HOME ESPN+

Play-by-Play..... Alex Gould
Color Commentator..... Ethan Schmidt

COACHING STAFF

Head Coach Brittany Young
Alma Mater, year Francis Marion, 2008
Seasons 4th Season
APSU Record (yrs) 59-47 (4)
Associate Head Coach David Lowery
Seasons First Season
Alma Mater, year Mississippi State, 2000
Assistant Coach Peggy Knight
Seasons Second Season
Alma Mater, year Appalacian State, 2016
Assistant Coach Victoria Morris
Seasons Second Season
Alma Mater, year Old Dominion, 2021
Asst. Coach/Strength/Conditioning.... leasia Walker
Seasons First Season
Alma Mater, year South Carolina, 2013

SUPPORT STAFF

Director of Operations..... Anna Gomez
Seasons First Season
Alma Mater, year Vanderbilt, 2023
Graduate Assistant Tiya Douglas
Seasons First Season
Alma Mater, year Austin Peay, 2022
Sport Administrator..... Niesha Campbell
Seasons First Season
Alma Mater, year Appalachian State, 2006
Athletics Communications Asst..... Camille Blaylock
Seasons Second Season
Alma Mater, year Freed-Hardeman, 2023

TEAM INFORMATION

Last Season's Overall Record..... 17-16
Home | Away | Neutral..... 8-8 | 6-7 | 3-1
Last Season's ASUN Record (finish) 8-8/4th
Home | Away..... 4-4 | 4-4
Current Ranking 8th
Letterwinners returning/lost 3/4
Starters returning/lost..... 2/4
Newcomers..... 10

HISTORY

First Year of Women's Basketball 1929
..... reborn 1970
All-Time Record 627-820-2
Last NCAA Tournament appearance..... 2010
Result lost to Tennessee, 75-42 (first round)
All-Time NCAA Tournament Record..... 0-7
Last Postseason WNIT appearance..... None
Last ASUN Tournament appearance..... 2024
Result..... T-3rd

MEDIA INFORMATION

INTERVIEWS: All interview requests should be submitted to the APSU Athletic Communications office. Interviewing a player or coach without the knowledge or presence of an APSU Athletic Communications employee could result in the loss of credential.

- **HEAD COACH:** Head coach Brittany Young will typically be available during the week for interviews via Zoom.
- **PLAYERS:** All interviews with players will take place via Zoom. No interviews will be granted following the shoot-around on the day of a game. Media must request players at least 24 hours in advance. Under no circumstances are basketball players to be contacted directly by the media.
- **PRE-GAME:** Head coach Brittany Young often is unavailable for interviews on game days.
- **POST-GAME:** Head coach Brittany Young will immediately visit ESPN + and APSU radio for her postgame interview following the conclusion of the game. After having time to meet with her team in the locker room, Coach Young and select players will be available for all other media. To request a specific player, contact Camille Blaylock during the fourth quarter of the game.

ON THE WEB: Notes, statistics and schedules for Governors Women's Basketball may be found on the internet at www.LetsGoPeay.com, Austin Peay State University's official athletics Web site. Information on ASUN women's basketball is accessible on the internet at ASUNSports.com.

CREDENTIALS & PARKING: For games at the F&M Bank Arena, complete the APSU Basketball Credential Request Form on LetsGoPeay.com at least 24 hours prior to the game.

APSU ATHLETICS COMMUNICATIONS STAFF

Casey Crigger	Assistant AD – Strategic Comm. & Branding	criggerc@apsu.edu	931-221-7561
Alex Allard	Assistant Director of Athletic Communications	allarda@apsu.edu	931-221-6562
Preston Ludwick	Assistant Director of Athletic Communications	ludwickp@apsu.edu	931-221-6562
Camille Blaylock*	Athletic Communications Assistant	cblaylock1@my.apsu.edu	931-221-6562
Knox Rives	Student Assistant	krives@my.apsu.edu	931-221-6562

*primary women's basketball contact

Mailing Address:

APSU Sports Information Office
P.O. Box 4515
Clarksville, TN 37044

Shipping Address:

APSU Sports Information Office
681 Summer Street
Clarksville, TN 37040

THE ROSTER



NUMERICAL ROSTER

No.	Name	Pos.	Ht.	Cl.	Hometown / Highschool / Previous School
0	Nisea Burrell	G	5-5	Jr.	Philadelphia, Pa. / BCIT Westampton / Columbia State CC
1	Jordan Boddie	G	5-6	So.	Sanford, Fla. / Mainland HS / Indian River State
2	Nariyah Simmons	G	5-2	Sr.	St. Louis, Mo. / Vashon HS / Kansas City
3	Anala Nelson	G	5-7	Jr.	Columbia, S.C. / Lower Richland HS
4	Anovia Sheals	G	5-10	Fr.	Daytona Beach, Fla. / Mainland HS
5	Abby Cater	G	5-7	Sr.	Fort Washington, Md. / Elizabeth Seton HS / Trinity Valley CC
10	La'Nya Foster	G	5-9	So.	Riverdale, Ga. / Lovejoy HS
11	Ja'Niah Newell	G	5-5	Gr.	Danville, Ill. / Schlarman Academy / Chicago State
15	Briana Rivera	G	5-6	Fr.	Orlando, Fla. / Lake Highland Prep
20	Sa'Mya Wyatt	F	6-0	Fr.	Powder Springs, Ga. / St. Francis HS
21	Rose Azmoudeh	G	5-9	Fr.	Dix Hills, N.Y. / Half Hollow Hills HS East
22	Jeanine Brandsma	C	6-1	Jr.	Eguzon Chantome, France / Lycee Ernest Couteaux / Long Island
34	Jenny Ntambwe	F	5-11	Jr.	Coon Rapids, Minn. / Coon Rapids HS / Northwestern State

COACHING AND SUPPORT STAFF

Name	Position	Seasons	Alma Mater, Year
Brittany Young	Head Coach	Fourth season	Francis Marion, 2008
David Lowery	Associate Head Coach	First season	Mississippi State, 2000
Peggy Knight	Assistant Coach	Second season	Appalachian State, 2016
Victoria Morris	Assistant Coach	Second season	Old Dominion, 2021
Ieasia Walker	Assistant/Strength and Conditioning	First season	South Carolina, 2013
Anna Gomez	Director of Operations	First season	Vanderbilt, 2022
Tiya Douglas	Graduate Assistant	First season	Austin Peay, 2022
Niesha Campbell	Sport Administrator	First season	Appalachian State, 2006
Camille Blaylock	Athletics Comm. Assistant	Second season	Freed-Hardeman, 2023

PRONUNCIATION

Student-Athletes

Nisea Burrell	Nie-see-uh Burr-ehl
Jordan Boddie	Jordan Bo-dee
Nariyah Simmons	Nuh-rye-uh Simmons
Anala Nelson	Uh-Nahl-uh Nelson
Anovia Sheals	Uh-nah-via Sheals
Abby Cater	Note it is 'CATER' not Carter
La'Nya Foster	Luh-Nie-uh Foster
Ja'Niah Newell	Ja-Nie-uh Newl

Student-Athletes

Briana Rivera	Bri-ah-na Rivera
Sa'Mya Wyatt	Suh-My-uh Wyatt
Rose Azmoudeh	Rose Az-moo-deh
Jeanine Brandsma	Juh-Neen Brands-ma
Jenny Ntambwe	Jenny Tom-buh-wey

ALPHABETICAL ROSTER

No.	Name	Pos.
21	Rose Azmoudeh	G
1	Jordan Boddie	G
22	Jeanine Brandsma	C
0	Nisea Burrell	G
5	Abby Cater	G
10	La'Nya Foster	G
3	Anala Nelson	G
34	Jenny Ntambwe	F
15	Briana Rivera	G
4	Anovia Sheals	G
2	Nariyah Simmons	G
20	Sa'Mya Wyatt	F

PREVIEW

CLARKSVILLE, Tenn. – Austin Peay State University women's basketball team begins Atlantic Sun Conference play against longtime rival Eastern Kentucky for a 6 p.m., Thursday matchup on Gary Mathews Court at F&M Bank Arena.

Austin Peay (5-6, 0-0 ASUN) concluded its nonconference season with a 73-66 win against UT Southern on Dec. 28. La'Nya Foster tallied her first double-double of the season with 16 points and 11 rebounds. Five Governors scored in double figures in the win: Nariyah Simmons (10), Anala Nelson (10), Anovia Sheals (13), Sa'Mya Wyatt (13), La'Nya Foster (16), marking the first time since Feb. 10 that there were five players with ten or more points.

Eastern Kentucky (10-3, 0-0 ASUN) enters conference play after an 81-66 win at Samford on Dec. 29. Alice Recanati led the Colonels with 22 points, and Kailani Lindsey grabbed 11 rebounds.

This will be the 88th meeting of the Governors and the Colonels in a rivalry that dates back to 1978 when both teams were members of the Ohio Valley Conference. Eastern Kentucky leads the all-time series 47-40. However, the Govs have claimed the last ten victories, including a 77-55 ASUN quarterfinal win on March 5, 2023.

APSU is 23-24 all-time in conference openers and is 2-0 in ASUN play openers. The Govs have opened conference play five times against the Colonels and are 4-1.

Broadcast Information

Radio: WAPX 91.9 FM (Knox Rives, Dillon Walton)
All Austin Peay women's basketball games are aired on WAPX 91.9 FM. Pregame begins 15 minutes before tip and can be heard online at LetsGoPeay.com.
TV: ESPN+ (Alex Gould, Ethan Schmidt)

From The Jump

- La'Nya Foster is first in the ASUN with 20 blocks and 1.82 per game, ranking 57th and 48th nationally, respectively. Her 7.5 rebounds and 2.00 steals per game rank third in the ASUN.
- Foster leads the Govs in rebounds (7.5), assists (2.4), blocks (1.8), and steals (2.0).
- Sa'Mya Wyatt is second in the conference with a 54.5 field-goal percentage.
- Wyatt's 12.5 points per game and 54.4 field-goal percentage pace the Govs.
- Briana Rivera and Foster lead APSU with 1.1 three-pointers per game.
- Head coach Brittany Young is 4-0 against the Colonels.

The Colonel Scouting report

Their Head Coach: Greg Todd is in his fourth season at the helm of Colonel women's basketball and is 65-45 in his time in Richmond. He is 327-215 in his 19-year career.

2024-25 Record: 10-3

2023-24 Record: 22-12, 9-7 ASUN

Last Season Result: Fell 68-57 to Central Arkansas in the ASUN Semifinals, March 12. The Colonels competed in the Women's Basketball Invitational Tournament, where they fell 83-75 to Purdue Fort Wayne on March 20.

Notable Returner: Kaitlyn Costner is in her second season with the Colonels after transferring from Ohio State for the 2023-24 season. She leads ECU with 13.6 points per game and a season-high of 24 points at Radford on Nov. 23.

Notable Newcomer: Liz Friehofer is in her first year with the Colonels after prepping at Cooper High School. The Union, Kentucky native has won four ASUN Freshman of the Week titles, averaging 10.6 points and 3.5 rebounds per game.

Follow The Govs On Social

For news and updates throughout the Governors' season, follow the women's basketball team on X and Instagram (@GovsWBB) or check back at LetsGoPeay.com.

VS. 2024-25 OPPONENTS

GOVS ALL-TIME	
Non-Conference	
Saint Mary College (Exhibition)	1-0
Bethel	4-1
Vanderbilt	2-19
Indiana State	3-1
Miami (OH)	1-5
Mercer	3-1
Manhattan	0-1
FAU	1-0
Murray State	50-48
California	0-2
High Point	1-0
UT Southern	4-1
Conference	
Eastern Kentucky	40-47
North Florida	1-1
North Alabama	3-4
Bellarmine	3-1
Jacksonville	1-1
Central Arkansas	4-3
Stetson	2-2
Florida Gulf Coast	0-4
Queens	3-0
Lipscomb	23-8
West Georgia	0-0

Games against ASUN Conference opponents prior to last season were previously counted as nonconference contests

COACH BRITT vs. THE SLATE

Non-Conference	
Saint Mary College (Exhibition)	1-0
Bethel	0-1
Vanderbilt	0-2
Indiana State	1-0
Miami (OH)	1-1
Mercer	1-1
Manhattan	0-1
FAU	1-0
Murray State	3-3
California	0-1
High Point	1-0
UT Southern	2-0
Conference	
Eastern Kentucky	4-0
North Florida	1-1
North Alabama	2-2
Bellarmine	3-1
Jacksonville	1-1
Central Arkansas	3-1
Stetson	2-2
Florida Gulf Coast	0-4
Queens	3-0
Lipscomb	2-2
West Georgia	0-0

GOVS NOTES

BRITT'S FOURTH YEAR

Head Coach Brittany Young is in her fourth year at the helm of Austin Peay women's basketball. Young's 55 wins in her first three seasons are the most by a head coach over their first three years. Young has also won a postseason game in each season she has been with the Governors.

NEW STAFF, WHO DIS

Brittany Young added four new members to her staff this season: David Lowery joins as the associate head coach, Ieasia Walker as an assistant coach and Director of sport performance, Anna Gomez as the director of operations, and former Governor Tiya Douglas as a graduate assistant. Lowery comes to Clarksville with over 20 years of college coaching experience and made four NCAA tournament appearances, five WNITs, and coached 30 All-Conference players across the SoCon, A-10, SEC, and Atlantic Sun. He has coached three ASUN Conference Newcomers of the Year and made two ASUN Semifinal appearances. Walker played collegiately under head coach Dawn Staley at South Carolina where she was named the 2012-13 Southeastern Conference Defensive Player of the Year. She has served as a strength and conditioning coach for Tuskegee, Auburn, and Howard and spent time in the NBA referee development program. Gomez served as a student manager for Vanderbilt women's basketball for four seasons and was the head student manager. She most recently served as Vanderbilt's graduate assistant. No stranger to Austin Peay, Douglas joins the staff after playing two seasons for the Governors. She played in 60 games, making 59 starts and lead the 2022-23 team with 37 three pointers.

THE GOVS ARE BACK

La'Nya Foster, Anala Nelson, Abby Cater, JaNiah Newell, and Jeanine Brandsma are the Governors returners. Newell and Brandsma did not see action last season due to injury. Foster, Nelson, and Cater make up 44.0 percent of the Govs' returning points, 37.1 percent of returning rebounds, and 48.5 percent of returning assists.



DOUBLE FIGURES = DOUBLE AWARDS

Sa'Mya Wyatt was awarded the ASUN's Freshman and Newcomer of the Week awards, Nov. 18, for her performances against Indiana State and Miami (OH). The freshman put up 26 points (11-15 FG) against the Sycamores and 16 points (6-9 FG) against the Redhawks.

FIRST WIN OF THE NEW YEAR

Austin Peay picked up its first victory of the season with a commanding 74-56 win at Indiana State. Freshman Sa'Mya Wyatt paced the Govs with 26 points and eight rebounds as Abby Cater and La'Nya Foster had 11 points each. The Govs outshot the Sycamores 53.7% to 31.3% from the field and outscored them 40 to 20 points in the paint.

FOSTER THE FIRST YEAR

La'Nya Foster is the ASUN's reigning Freshman of the Year. She is the first Gov to receive the honors since Gerlonda Hardin in the 2000-01 season. Now in her sophomore season, she averages 10.6 points and 7.2 rebounds per game.

THE NEW GOVS

The 2024-25 roster consists of five transfers and four freshmen. Nisea Burrell, Jordan Boddie, Jenny Ntambwe, and Nariyah Simmons bring in junior and four year college experience while Anovia Sheals, Briana Rivera, Rose Azmoudeh, and Sa'Mya Wyatt have begun their college careers with the Govs.

FIRST WIN AT THE NEW HOME

Austin Peay women's basketball picked up its first win at the new F&M Bank Arena in a 72-64 victory against Fisk, Dec. 14. The Govs are 8-9 all-time on Gary Mathews Court at F&M Bank Arena.

ASUN RANKINGS

La'Nya Foster leads the ASUN with 20 blocks and 1.82 blocks per game. Her 7.5 rebounds and 2.0 steals per game rank third. Sa'Mya Wyatt is second in the conference with her 54.5 field-goal percentage.

GOVS IN THE POLLS

The Govs were picked to finish fifth in the Atlantic Sun Coaches' Poll with 90 points. They are in a tie for fifth with Jacksonville. FGCU, last year's regular season and tournament champion, was selected to repeat by the league's coaches with 144 points, followed by Central Arkansas (128 points) and Lipscomb (110 points).

TOP INDIVIDUAL PERFORMANCES

POINTS

Player (Opponent)	Pts.
Sa'Mya Wyatt (Indiana St.)	26
La'Nya Foster (High Point)	24
Anovia Sheals (Murray State)	21
Sa'mya Wyatt (Miami)	16
La'Nya Foster (UTS)	16
Sa'Mya Wyatt (Mercer/Cal)	15
Anovia Sheals (FAU)	14
La'Nya Foster (Bethel)	14
La'Nya Foster (Manhattan)	12
Cater/Wyatt (Vanderbilt)	8

REBOUNDS

Player (Opponent)	Reb.
La'Nya Foster (UTS)	11
La'Nya Foster (Murray State)	10
La'Nya Foster (Bethel)	9
La'Nya Foster (Manhattan)	9
La'Nya Foster (FAU/High Point)	8
Wyatt/Foster (Miami)	8
Jeanine Brandsma (Mercer)	7
La'Nya Foster (California)	6
Anovia Sheals (Vanderbilt)	5

ASSISTS

Player (Opponent)	Ast.
Nelson (UTS)	6
Sheals (Miami)	5
La'Nya Foster (California)	4
La'Nya Foster (Murray State)	3
La'Nya Foster (Indiana St.)	3
Simmons/Nelson (Mercer)	3
La'Nya Foster (High Point)	3
Nelson/Foster (Bethel)	2
Sheals/Burrell (Vanderbilt)	2
Sheals/Foster/Burrell (FAU)	2

FIELD-GOAL % (MIN. 4 FGM)

Player (Opponent)	FG	FG%
Sa'Mya Wyatt (UTS)	6-8	75.0
Sa'Mya Wyatt (Indiana St.)	11-15	73.3
La'Nya Foster (High Point)	11-15	73.3
Anovia Sheals (Mercer)	5-7	71.4
Sa'Mya Wyatt (Miami)	6-9	66.7
Sa'Mya Wyatt (Murray St.)	5-8	62.5
Cater/Wyatt (Vanderbilt)	4-7	57.1
Sa'Mya Wyatt (FAU)	6-11	54.5
Sa'Mya Wyatt (California)	6-13	46.1
Sa'mya Wyatt (Manhattan)	5-13	38.4

NEW OPPONENTS

The 2024-25 schedule consists of four new opponents. When the Govs traveled to Boca Raton, Florida for the FAU Thanksgiving Tournament, they faced Manhattan and host Florida Atlantic for the first time. This season also brings the first meeting of Austin Peay and High Point and the newest member of the ASUN, West Georgia.

OVER 70, UNDER 60

Under the leadership of Young, the Govs are 29-5 when scoring at least 70 points. The Govs are 41-11 when allowing opponents 60 or less points.

ANALA'S STARTING STREAK

Entering the Govs' game against Vanderbilt, junior guard Anala Nelson had started 62-straight games to begin her collegiate career. While her streak came to a close against the Commodores, Nelson was part of the Govs' first substitution of the game, appearing just 1:54 into the contest. Throughout her time for the Red & White, Nelson is averaging 7.5 points, 2.9 rebounds, 2.9 assists, and 30.6 minutes per game.

SMARTY GOVS

The Govs posted a 3.59 GPA for the spring 2023 semester which is the second-best team GPA in program history. Seven Govs were on the Athletic Director's Honor Roll (3.0-3.499 GPA) and four Govs were apart of the Dean's List (undergraduates with 12 hours earned and at least a 3.50 GPA).

MAINLAND HS PREPPED

Anovia Sheals and Jordan Boddie are new to the Governors roster, but this is not the first time they have been teammates. Sheals and Boddie prepped at Mainland High School in Daytona Beach, Florida. The two were on the 2022-23 FHSAA 5A State Championship team.

MAINTAINING THE LEAD

Under Brittany Young, the Govs know how to maintain a lead. In Young's four seasons, the Governors are 49-10 when leading after the third quarter, 45-12 when leading at halftime, and 44-15 when leading after the first quarter.

**THE FRESH GOVS OF CLARKSVILLE**

This year's roster consists of four freshmen in Anovia Sheals, Sa'Mya Wyatt, Briana Rivera and Rose Azmoudeh. This matches the largest freshmen class in Brittany Young's four years at the helm of the program, with the 2020-21 season also including four freshmen.

THREES FOR BRI AND THE PEAY

Freshman Briana Rivera paces the Governors with 1.2 three-pointers per game. The Orlando, Florida native led the Adidas Circuit in three-pointers while playing for the AAU team Jsizzle.

SA'MYA'S SEEING DOUBLE

Freshman Sa'Mya Wyatt has seen double-figure scoring in nine consecutive games since Nov. 15. The Powder Springs, Georgia native averaged 12.5 points per game and has started all 11 games for the Govs.

TOP TEAM PERFORMANCES**POINTS**

Opponent	Pts.
Murray State	80
Indiana St.	74
UTS	73
Mercer	66
FAU	59
High Point	59
Bethel	52
Miami	52
Manhattan	46
California	45

BENCH POINTS

Opponent	Pts.
Murray State	35
Bethel	27
UTS	21
Mercer	17
Indiana St.	15
FAU	13
Vanderbilt	12
Miami/Cal	10
High Point	6
Manhattan	2

FIELD-GOAL %

Opponent	FG.	FG%
UTS	26-47	55.3
Indiana St.	29-54	53.7
Mercer	24-47	51.1
High Point	23-46	50.0
Murray State	30-65	46.2
Miami	18-44	40.9
Manhattan	20-54	37.0
Bethel	21-59	35.6
FAU	18-57	31.5
Vanderbilt	15-52	28.8

THREE-POINT%

Opponent	3P	3P%
Murray State	10-18	55.6
High Point	9-20	45.0
Mercer	6-14	42.9
UTS	5-14	35.7
Miami	6-17	35.2
Indiana St.	5-17	29.4
Vanderbilt	3-14	21.4
FAU	2-11	18.1
Bethel	3-18	16.7
California	2-13	15.4

AROUND THE ASUN

PRESEASON HONORS

ASUN Player of the Year
Emani Jefferson, FGCU

ASUN Defensive Player of the Year
Bree Stephens, Central Arkansas
Skyler Gill, FGCU

ALL-ASUN TEAMS
Emani Jefferson, FGCU*
Edyn Battle, Jacksonville*
Hayley Harrison, Bellarmine
Hope Sivori, Bellarmine*
Kinley Fisher, Central Arkansas
Jade Upshaw, Central Arkansas
Randrea Wright, Central Arkansas
Alice Recanatì, Eastern Kentucky
Dolly Cairns, FGCU
Claire McGowan, Lipscomb
Bella Vinson, Lipscomb
*Unanimous Selection

PRESEASON ASUN COACHES POLL		
Pl.	Team (1st-place votes)	Points
1	Florida Gulf Coast (12)	144
2	Central Arkansas	128
3	Lipscomb	110
4	Eastern Kentucky	92
T5	Jacksonville	90
5	Austin Peay	90
7	Stetson	85
8	Bellarmine	61
9	North Florida	47
9	North Alabama	47
11	Queens	26
12	West Georgia	16

PRESEASON ASUN MEDIA POLL		
Pl.	Team (1st-place votes)	Points
1	Florida Gulf Coast (45)	540
2	Central Arkansas	444
3	Lipscomb	429
4	Stetson	390
5	Eastern Kentucky	369
6	Austin Peay	309
7	North Alabama	282
8	Jacksonville	231
9	North Florida	177
10	Bellarmine	168
11	West Georgia	96
12	Queens	75

ASUN STANDINGS

School	CONFERENCE				OVERALL					
	W-L	PCT.	H	A	W-L	PCT.	H	A	N	STRK
EKU	0-0	.000	0-0	0-0	10-3	.769	4-1	6-2	0-0	W9
FGCU	0-0	.000	0-0	0-0	9-3	.750	7-1	0-2	2-0	W2
Bellarmine	0-0	.000	0-0	0-0	9-4	.692	5-0	3-4	1-0	L2
Lipscomb	0-0	.000	0-0	0-0	7-4	.636	6-1	1-3	0-0	W1
Central Arkansas	0-0	.000	0-0	0-0	6-5	.545	4-0	2-3	0-2	L3
Queens	0-0	.000	0-0	0-0	6-5	.545	3-3	3-2	0-0	W1
West Georgia	0-0	.000	0-0	0-0	6-5	.545	4-0	2-5	0-0	W1
Jacksonville	0-0	.000	0-0	0-0	6-6	.500	4-0	2-5	0-1	L3
Stetson	0-0	.000	0-0	0-0	6-6	.500	5-1	0-4	1-1	W1
Austin Peay	0-0	.000	0-0	0-0	5-6	.455	2-1	2-4	1-1	W2
North Alabama	0-0	.000	0-0	0-0	5-6	.455	3-2	2-4	0-0	W1
North Florida	0-0	.000	0-0	0-0	4-9	.308	4-2	0-7	0-0	L1

ASUN PLAYERS OF THE WEEK

Week	Player	Newcomer	Freshman
Nov.11	Hayley Harrison, BU	Erin Toller, BU	Jasmyne Gibson, UNF
Nov. 18	Jade Upshaw, UCA	Sa'Mya Wyatt, APSU	Sa'Mya Wyatt, APSU
Nov. 25	Hope Sivori, BU	Cameron Thomas, SU	Hana Abdel Aal, BU
Dec. 2	Hayley Harrison, BU	Liz Freihofer, ECU	Liz Freihofer, ECU
Dec. 9	Destiny Jones, UWG	Alahna Paige, UWG	Destiny Jones, UWG
Dec. 16	Alice Recanatì, ECU	Erin Toller, BU	Liz Freihofer, ECU
Dec. 23	Emani Jefferson, FGCU	Liz Freihofer, ECU	Liz Freihofer, ECU
Dec. 30	Charity Gallegos, UNA	Charity Gallegos, UNA	Liz Freihofer, ECU

ASUN CONFERENCE INFORMATION

School	SID	Website	Basketball X
Austin Peay	Camille Blaylock	LetsGoPeay.com	@GovsWBB
Bellarmine	Adam Pruiett	athletics.bellarmine.edu	@BUKnightsWBB
Central Arkansas	Ryan Thiele	ucasports.com	@ucawbb
Eastern Kentucky	Alex Morgan	ekusports.com	@EKUWBB
Florida Gulf Coast	Shane Harvell	fgcuathletics.com	@FGCU_WBB
Jacksonville	Henry Zimmer	judolphins.com	@JAX_WBB
Lipscomb	Layton Jackson	lipscombsports.edu	@LipscombWBB
North Alabama	Tarayceus Jeffries	roadlions.com	@UNAHOOOPS
North Florida	Ian Bolger	unfospreys.com	@OspreysWBB
Queens	Dominique Maneice	queensathletics.com	@QueensWBB
Stetson	Ryan Marks	gohatters.com	@StetsonWBB
West Georgia	Jared Boggus	uwgathletics.com	@UWGathletics
ASUN Conference	Morgan Huttenlocker	asunports.com	@ASUNSports

AROUND THE COUNTRY

COLLEGEINSIDER.COM MID-MAJOR TOP 25

	Team (1st-Place Votes)	Record	Points	Prev.	Conference
1	Harvard (24)	11-1	752	1	Ivy League
2	South Dakota State (4)	10-3	740	2	Summit
3	Portland (3)	14-0	689	3	West Coast
4	Columbia	9-4	654	4	Ivy League
5	Quinnipiac	9-1	625	5	Metro Atlantic
6	Buffalo	11-0	594	6	Mid-American
7	Princeton	8-4	560	12	Ivy League
8	Grand Canyon	8-4	532	9	Western Athletic
9	Norfolk State	11-2	512	13	MEAC
10	Ball State	8-4	487	8	Mid-American
11	Cleveland State	13-2	452	11	Horizon
12	James Madison	9-4	383	10	Sun Belt
13	Middle Tennessee	8-5	331	7	CUSA
14	Fairfield	7-3	329	14	Metro Atlantic
15	Montana State	11-2	308	15	Big Sky
16	FGCU	9-4	293	16	ASUN
17	Southern Indiana	10-3	259	18	Ohio Valley
18	Drake	8-5	258	19	Missouri Valley
19	Stephen F. Austin	11-2	217	21	Southland
20	Oral Roberts	10-3	208	20	Summit
21	Northern Arizona	9-4	179	17	Big Sky
22	Toledo	8-2	160	23	Mid-American
23	Northern Iowa	6-6	155	24	Missouri Valley
24	Belmont	6-6	97	NR (26)	Missouri Valley
25	Green Bay	9-5	93	NR (27)	Horizon

Others Receiving Votes: Gonzaga 42, *Murray State* 20, Purdue Fort Wayne 13, Kent State 12, Missouri State 11, Hawaii 9, Detroit Mercy 8, Liberty 8, Coppin State 6, **Eastern Kentucky** 6, Albany 5, UC Irvine 5, Abilene Christian 4, Bowling Green 4, Coastal Carolina 4, Lamar 3, Old Dominion 3, Fairleigh Dickinson 2, Charleston 1, San Francisco 1.
Updated: Dec. 31, 2024

ASUN opponents in bold, nonconference opponents in italics.

ASSOCIATED PRESS COACHES POLL

	Team (1st-Place Votes)	Record	Points	Prev.	Conference
1	UCLA (30)	13-0	798	1	Big Ten
2	South Carolina (1)	12-1	763	2	Southeastern
3	Notre Dame (1)	11-2	727	3	Atlantic Coast
4	Southern California	12-1	693	4	Big Ten
5	Texas	13-1	642	5	Southeastern
6	LSU	15-0	628	6	Southeastern
7	UConn	11-2	613	7	Big East
8	Maryland	12-0	609	8	Big Ten
9	Oklahoma	12-1	534	9	Southeastern
10	Ohio State	13-0	504	10	Big Ten
11	TCU	13-1	475	11	Big 12
12	Kansas State	13-1	452	12	Big 12
13	Georgia Tech	14-0	400	13	Atlantic Coast
14	Duke	10-3	357	14	Atlantic Coast
15	Tennessee	12-0	340	15	Southeastern
16	Kentucky	11-1	321	16	Southeastern
17	North Carolina	13-2	303	17	Atlantic Coast
18	West Virginia	10-2	233	18	Big 12
19	Alabama	13-1	207	20	Southeastern
20	<i>California</i>	<i>13-1</i>	<i>186</i>	<i>21</i>	<i>Atlantic Coast</i>
21	Michigan State	11-2	148	19	Big Ten
22	North Carolina State	10-3	137	22	Atlantic Coast
23	Iowa	11-2	116	24	Big Ten
24	Michigan	10-3	82	23	Big Ten
25	Ole Miss	8-3	48	25	Southeastern

Others Receiving Votes: *Vanderbilt* 26, Utah 24, Illinois 11, Oklahoma St. 7, Baylor 5, Nebraska 4, Mississippi St. 3, Harvard 3, Portland 1.
Updated: Dec. 30, 2024

ASUN opponents in bold, nonconference opponents in italics.

BY THE NUMBERS: GOVS IN STATISTICAL RANKINGS

TEAM STATS

CATEGORY	NCAA	ASUN	VALUE
Assist/Turnover Ratio (353 ranked)	318	10	0.54
Assists Per Game (353 ranked)	311	9	10.6
Bench Points Per Game (353 ranked)	271	9	16.2
Blocks Per Game (353 ranked)	159	3	3.2
Field Goal Percentage (353 ranked)	150	4	41.7
Field Goal Percentage Defense (353 ranked)	256	7	41.7
Fouls Per Game (353 ranked)	339	9	20.8
Free Throw Attempts Per Game (353 ranked)	240	7	15.18
Free Throw Percentage (353 ranked)	342	10	59.9
Free Throws Made Per Game (353 ranked)	313	9	9.09
Rebound Margin (353 ranked)	273	9	-3.2
Rebounds (Defensive) Per Game (353 ranked)	282	8	23.3
Rebounds (Offensive) Per Game (353 ranked)	303	10	9.4
Rebounds Per Game (349 ranked)	319	10	32.64
Scoring Defense (353 ranked)	260	7	67.5
Scoring Margin (349 ranked)	295	10	-9.1
Scoring Offense (353 ranked)	295	10	58.5
Steals Per Game (353 ranked)	220	7	7.9
Three Point Attempts Per Game (353 ranked)	311	9	15.6
Three Point Percentage (353 ranked)	145	5	32.0
Three Point Percentage Defense (353 ranked)	335	10	35.9
Three Pointers Per Game (353 ranked)	277	9	5.0
Turnover Margin (353 ranked)	304	9	-2.82
Turnovers Forced Per Game (353 ranked)	197	7	16.91
Turnovers Per Game (353 ranked)	310	9	19.7
Winning Percentage (350 ranked)	228	8	45.5

Bold indicates ASUN leader, **Blue** indicates NCAA leader. All Stats via stats.ncaa.org

INDIVIDUAL STATS

CATEGORY	PLAYER	NCAA	ASUN	VALUE
Ast-TO Ratio (250 Ranked)				
Assists (147 Ranked)				
Assists/Game (250 Ranked)				
Blocks (145 ranked)	La'Nya Foster	57	1	20
Blocks Per Game (241 ranked)	La'Nya Foster	47	1	1.82
Double-Doubles (15 Ranked)				
Field Goal Attempts (115 Ranked)				
Field Goal Percentage (250 ranked)	Sa'Mya Wyatt	48	2	54.5
Field Goals Made (138 Ranked)				
Free Throw Attempts (107 Ranked)				
Free Throws Made (134 Ranked)				
Free Throw Percentage (248 ranked)				
Total Points (190 Ranked)				
Points/Game (219 Ranked)				
Minutes Played (150 Ranked)				
Minutes Played/Game (150 Ranked)				
Rebounds (110 Ranked)				
Rebounds Per Game (246 ranked)	La'Nya Foster	139	3	7.5
Steals (140 Ranked)				
Steals Per Game (246 ranked)	La'Nya Foster	169	3	2.00
Three-Point FG Attempted (147 Ranked)				
Three-Point FG Percentage (250 Ranked)				
Three-Point FG Made (147 Ranked)				
Three-Point FG/Game (191 Ranked)				

Bold indicates ASUN leader, **Blue** indicates NCAA leader. All Stats via stats.ncaa.org

RECORD VS. CONFERENCES

2024-25 Opponents' in Bold	
American East	0-0
American	2-13
Florida Atlantic	1-0
Atlantic Sun	77-69
Bellarmine	3-1
Central Arkansas	4-3
Eastern Kentucky	40-47
Florida Gulf Coast	0-4
Lipscomb	23-8
North Alabama	3-4
North Florida	1-1
Queens	3-0
Stetson	2-2
Jacksonville	1-1
West Georgia	0-0
Atlantic 10	6-8
ACC	0-12
California	0-2
Big 10	0-9
Big 12	0-0
Big East	2-6
Big Sky	0-1
Big South	7-1
High Point	1-0
Big West	0-1
Colonial	1-2
C-USA	22-93
Horizon	6-15
Ivy	1-1
MAAC	1-2
Manhattan	0-1
Mid-American	9-16
Miami (Ohio)	1-5
Mid-Eastern	1-2
Mid-South	15-8
Bethel	4-1
Missouri Valley	74-85
Murray State	50-48
Indiana State	3-1
Mountain West	0-3
Northeast	1-0
Ohio Valley	233-224
Pac-12	0-1
Patriot	2-3
River States	1-0
Saint Mary-of-the-Woods	1-0
SEC	4-36
Vanderbilt	2-19
Southern	23-47
Mercer	1-1
Southern States	2-0
UT Southern	2-0
Southland	2-0
SWAC	9-4
Summit	2-4
Sun Belt	11-16
West Coast	0-2
Western Athletic	2-1

AUSTIN PEAY WOMEN'S BASKETBALL

ALL-TIME AGAINST THE 2024-25 SCHEDULE

- - Ohio Valley Conference game
- ♦ - ASUN Conference game

SAINT MARY-OF-THE-WOODS

Overall: 1-0
Streak: W1
in Clarksville: 1-0
at SMWC: 0-0
at Neutral Sites: 0-0
10/30/24 (EXH)W, 83-39 H

BETHEL

Overall: 4-0
Streak: Austin Peay-W4
in Clarksville: 3-0
at McKenzie: 1-0
at Neutral Sites: 0-0
12/13/83 W, 78-58 A
1/24/84 W, 86-66 H
12/12/92 W, 108-84 H
11/25/95 W, 89-61 H
11/04/24 L, 64-52 H

VANDERBILT

Overall: 2-19
Streak: Vanderbilt-W18
in Clarksville: 1-5
at Nashville: 1-11
at Neutral Sites: 0-3
12/3/76 W, 75-41 A
1/29/77 L, 39-49 H
12/10/77 W, 81-61 H
2/11/78 L, 70-75 A
12/15/79 L, 56-77 N
12/13/80 L, 69-71 N
12/20/80 L, 57-58 H
12/2/81 L, 74-80 A
3/1/82 L, 76-78 N
12/1/82 L, 47-94 H
11/30/88 L, 30-97 A
1/31/90 L, 62-88 H
12/31/90 L, 60-111 A
12/15/02 L, 50-84 A
11/27/09 L, 51-95 A
11/30/11 L, 51-83 H
11/28/12 L, 36-67 A
11/27/15 L, 56-73 A
11/12/18 L, 70-99 A
11/17/22 L, 61-70 A
11/8/24 L, 93-37 A

INDIANA STATE

Overall: 3-1
Streak: Austin Peay-W2
in Clarksville: 1-0
at Terre Haute: 2-1
at Neutral Sites: 0-0
12/8/84 W, 68-50 A
12/17/00 L, 85-89 A
11/21/01 W, 73-58 H
11/15/24 W, 74-56 A

MIAMI (OHIO)

Overall: 1-4
Streak: Austin Peay-W1
in Clarksville: 1-1
at Oxford: 0-1
at Neutral Sites: 0-2
1/2/82 L, 64-83 N
11/25/00 L, 68-88 N
11/19/15 L, 60-75 A
11/11/16 L, 58-73 H
12/30/23 W, 53-44 H
11/17/24 L, 59-52 A

MERCER

Overall: 2-1
Streak: Mercer-W1
in Clarksville: 1-0
at Macon: 1-1
at Neutral Sites: 0-0
12/9/89 W, 85-67 H
2/15/90 W, 56-54 A
12/2/23 L, 78-75 2OT H
11/24/24 W, 66-53 H

MANHATTAN

Overall: 0-1
Streak: Manhattan-W1
in Clarksville: 0-0
at Manhattan: 0-0
at Neutral Sites: 0-1
11/30/24 L, 61-46 N

FLORIDA ATLANTIC

Overall: 1-0
Streak: Austin Peay-W1
in Clarksville: 0-0
at Boca Raton: 1-0
at Neutral Sites: 0-0
12/1/24 W, 59-58 A

MURRAY STATE

Overall: 50-47
Streak: Murray State-W1
in Clarksville: 33-16
at Murray: 15-30
at Neutral Sites: 2-1
• OVC Regular Season: 44-42
OVC Tournament: 4-1
1/15/77 L, 52-53 H
2/26/77 L, 42-65 A
1/28/78 • L, 49-64 H
2/25/78 • L, 58-79 A
1/27/79 • L, 54-77 A
2/24/79 • W, 76-62 H
1/24/80 • W, 69-62 H
2/21/80 L, 72-73 A
1/22/81 • L, 75-76 A
2/19/81 W, 72-66 H
1/9/82 • L, 64-69 A
2/6/82 • L, 56-62 H
1/29/83 • L, 72-81 A
2/25/83 • W, 83-72 H
2/3/84 • L, 68-70 A
3/3/84 • W, 79-69 H
1/9/85 • W, 89-59 H
2/2/85 • W, 68-63 H
2/1/86 • L, 78-79 A
2/28/86 • W, 73-67 H
1/31/87 • L, 76-90 H
2/28/87 • L, 59-87 A
2/6/88 • L, 72-93 A
2/8/88 • L, 74-94 H
1/7/89 • L, 71-74 H
2/4/89 • L, 61-77 A
1/25/90 • L, 72-87 H
2/3/90 • L, 55-80 A
1/7/91 • L, 77-88 A
2/2/91 • L, 67-72 H
1/11/92 • L, 66-81 H
2/29/92 • L, 72-84 A
1/9/93 • W, 87-75 H
2/20/93 • L, 76-94 A
1/29/94 • W, 84-69 H
2/26/94 • W, 84-73 A
1/28/95 • W, 79-59 A
2/25/95 • W, 80-67 H
1/27/96 • W, 65-63 H
2/26/96 • W, 66-58 A
1/11/97 • W, 75-60 A
2/10/97 • W, 70-66 H
1/26/98 • W, 63-46 H
2/19/98 • L, 60-68 A

1/23/99 • L, 57-72 A
2/20/99 • W, 72-68 H
12/2/99 • L, 65-78 H
1/11/00 • W, 79-73 A
12/10/00 • W, 98-87 A
2/6/01 • W, 66-55 H
2/27/01 # W, 77-61 H
1/12/02 • W, 85-73 H
2/9/02 • L, 57-66 A
1/11/03 • W, 62-61 A
2/8/03 • W, 81-57 H
3/4/03 # W, 75-54 H
2/14/04 • W, 80-70 H
2/12/05 • L, 70-81 A
1/12/06 • W, 83-66 A
2/2/06 • W, 82-64 H
1/11/07 • L, 63-64 H
2/1/07 • W, 82-70 A
1/10/08 • L, 59-81 A
1/31/08 • L, 57-78 H
1/10/09 • L, 77-87 A
2/7/09 • L, 76-94 H
3/6/09 # W, 90-84 N
1/9/10 • W, 83-79 H
2/6/10 • W, 76-72 A
1/8/11 • W, 71-55 A
2/5/11 • W, 69-59 H
3/2/11 # W, 71-64 N
1/7/12 • W, 71-63 H
2/13/12 • W, 85-72 A
3/1/12 # L, 73-90 N
1/12/13 • L, 72-77 H
2/2/13 • L, 61-65 A
1/11/14 • L, 68-76 A
1/30/14 • W, 86-71 H
2/7/15 • L, 84-98 H
2/21/15 • L, 67-72 A
2/6/16 • L, 72-75 A
2/20/16 • W, 81-72 H
1/21/17 • W, 75-63 H
2/11/17 • L, 62-67 A
2/8/18 • L, 65-91 A
2/24/18 • W, 75-69 H
2/16/19 • W, 59-56 H
3/2/19 • L, 72-77 A
2/13/20 • W, 69-61 H
2/29/20 • W, 88-59 A
12/19/20 • W, 64-60 A
1/25/21 • W, 74-71 H
2/3/22 • W, 69-67 H
2/16/22 • L, 61-68 A
12/13/22 W, 71-67 A
12/9/23 L, 85-93 H
12/7/24 L, 80-116 A

CALIFORNIA

Overall: 0-2
Streak: Cal -W2
in Clarksville: 0-1
at Berkeley: 0-1
at Neutral Sites: 0-0
11/13/15 L, 58-67 H
12/15/24 L, 71-45 A

HIGH POINT

Overall: 1-0
Streak: Austin Peay - W1
in Clarksville: 0-0
at High Point: 1-0
at Neutral Sites: 0-0
12/21/24 W, 59-46 A

UT SOUTHERN

formerly Martin Methodist
Overall: 3-1
Streak: Austin Peay-W1
in Clarksville: 3-1
at Pulaski: 0-0
at Neutral Sites: 0-0
11/26/94 W, 91-47 H
12/18/95 W, 76-46 H
12/2/98 L, 72-76 H
12/21/21 W, 74-35 H
12/28/24 W, 73-66 H

EASTERN KENTUCKY

Overall: 40-47
Streak: Austin Peay-W10
in Clarksville: 22-19
at Richmond: 13-27
at Neutral Sites: 5-1
• OVC Regular Season: 31-46
♦ ASUN Regular Season: 3-0
OVC Tournament: 4-1
† ASUN Tournament: 1-0
1/14/78 • L, 52-77 H
1/13/79 • L, 64-75 A
12/3/79 W, 66-65 N
1/10/80 • W, 68-50 H
1/8/81 • L, 62-74 A
2/5/81 W, 70-58 H
1/14/82 • W, 77-72 H
2/11/82 • L, 62-79 A
1/8/83 • L, 64-65 H
2/4/83 • L, 54-55 A
1/21/84 • L, 58-68 H
2/25/84 • L, 60-68 A
1/21/85 • L, 67-72 A
2/25/85 • W, 62-61 H
1/27/86 • W, 84-78 H
2/8/86 • W, 79-66 A
1/26/87 • L, 68-83 A
2/7/87 • L, 80-90 H
1/18/88 • W, 109-95 H
2/20/88 • L, 71-81 A
1/14/89 • L, 66-68 A
2/27/89 • L, 89-90 H
1/13/90 • L, 79-80 H
2/26/90 • L, 51-82 A
1/26/91 • L, 58-76 A
2/11/91 • L, 77-84 H
1/18/92 • L, 67-75 H
2/17/92 • L, 63-81 A
1/16/93 • L, 75-100 A
2/6/93 • W, 67-59 H
1/17/94 • L, 76-84 H
2/12/94 • L, 76-89 A
3/5/94 # W, 64-53 N
1/15/95 • L, 69-74 A
2/11/95 • W, 70-68 H
1/20/96 • W, 75-72 A
2/19/96 • W, 78-67 H
3/3/96 # W, 70-56 N
12/7/96 • W, 59-53 A
1/25/97 • L, 55-69 H
1/12/98 • L, 62-85 H
2/9/98 • L, 61-72 A
1/9/99 • L, 70-88 A
2/6/99 • W, 74-54 H
1/13/00 • L, 78-81 H
2/10/00 • L, 79-91 A
1/13/01 • L, 77-92 A
2/10/01 • L, 84-89 H
1/21/02 • L, 82-102 A
2/2/02 • W, 72-70 H
3/2/02 # W, 78-77 N
2/1/03 • W, 69-68 A
2/27/03 • W, 89-73 H
1/15/04 • W, 67-61 A
2/28/04 • W, 73-61 H

3/6/04 # W, 65-51 N
1/13/05 • L, 50-54 H
2/26/05 • L, 79-87 A
12/10/05 • L, 61-64 H
2/23/06 • W, 69-55 A
12/9/06 • L, 55-69 A
2/22/07 • L, 69-76 H
12/8/07 • L, 66-68 H
2/28/08 • L, 55-62 A
1/5/09 • W, 70-66 H
1/27/09 • W, 67-51 A
1/4/10 • L, 54-61 A
1/28/10 • W, 68-57 H
12/19/10 • W, 70-60 H
1/27/11 • L, 55-61 A
1/2/12 • W, 66-63 A
1/16/12 • L, 59-61 H
2/23/13 • L, 55-69 A
2/22/14 • L, 71-79 H
1/3/15 • W, 81-71 A
1/2/16 • W, 95-66 H
3/3/16 # L, 68-82 N
2/1/17 • L, 71-80 A
1/25/18 • W, 59-45 H
1/3/19 • W, 100-65 H
2/28/19 • W, 80-60 A
2/15/20 • W, 69-53 H
1/2/21 • W, 69-51 H
2/22/21 • W, 65-49 A
2/4/23 ♦ W, 82-69 A
3/5/23 † W, 77-55 H
1/6/24 ♦ W, 62-52 H
2/29/24 ♦ W, 63-55 A

NORTH FLORIDA

Overall: 1-1
Streak: North Florida - W1
in Clarksville: 1-0
at Jacksonville: 0-1
♦ ASUN Regular Season: 1-1
at Neutral Sites: 0-0
2/9/23 ♦ W, 77-35 H
2/7/24 ♦ L, 52-50 A

NORTH ALABAMA

Overall: 3-4
Streak: North Alabama-W2
in Clarksville: 1-3
at Florence: 2-1
♦ ASUN Regular Season: 1-2
at Neutral Sites: 0-0
1/13/83 L, 49-76 A
1/31/84 L, 52-71 H
11/25/20 W, 88-78 A
12/16/21 W, 74-58 H
1/21/23 ♦ W, 61-52 A
1/11/24 ♦ L, 79-75 A
2/24/24 ♦ L, 59-58 H

BELLARMINE

Overall: 3-1
Streak: Bellarmine-W1
in Clarksville: 2-0
at Louisville: 1-1
♦ ASUN Regular Season: 2-1
at Neutral Sites: 0-0
12/12/21 W, 67-54 H
2/2/23 ♦ W, 72-52 A
1/4/24 ♦ W, 65-63 H
3/2/24 ♦ L, 76-71 A

JACKSONVILLE

Overall: 1-1
Streak: Austin Peay - W1
in Clarksville: 1-1
at Jacksonville: 0-0
♦ ASUN Regular Season: 0-0
at Neutral Sites: 0-0
2/11/23 ♦ L, 52-55 H

ALL-TIME AGAINST THE 2024-25 SCHEDULE

2/10/24 ♦ W, 75-69 H

CENTRAL ARKANSAS

Overall: 4-3

Streak: Austin Peay - W1

in Clarksville: 3-0

at Conway: 1-2

♦ ASUN Regular Season: 3-1

at Neutral Sites: 0-1

11/25/06 L, 61-67 N

11/30/13 W, 81-60 H

12/30/14 L, 54-63 A

1/19/23 ♦ W, 64-53 A

3/1/21 ♦ W, 1-0 H

1/13/24 ♦ L, 56-55 A

2/22/24 ♦ W, 54-42 H

STETSON

Overall: 2-2

Streak: Austin Peay - W1

in Clarksville: 1-1

at Deland: 1-1

♦ ASUN Regular Season: 1-2

at Neutral Sites: 0-0

† ASUN Tournament: 1-0

1/7/23 ♦ W, 50-46 H

2/16/23 ♦ L, 48-53 A

1/25/24 ♦ L, 51-42 H

3/9/24 † W, 49-45 A

FLORIDA GULF COAST

Overall: 0-4

Streak: FGCU - W4

in Clarksville: 0-1

at Ft. Myers: 0-3

♦ ASUN Regular Season: 0-3

at Neutral Sites: 0-0

† ASUN Tourney Season: 0-2

2/18/23 ♦ L, 42-55 A

3/5/23 † L 34-51 A

1/27/24 ♦ L, 65-54 H

3/12/24 † L, 74-52 A

QUEENS

Overall: 3-0

Streak: Austin Peay - W3

in Clarksville: 1-0

at Charlotte: 2-0

♦ ASUN Regular Season: 3-0

at Neutral Sites: 0-0

1/2/23 ♦ W, 62-43 A

1/28/23 ♦ W, 70-56 H

2/3/24 ♦ W, 63-38 A

LIPSCOMB

Overall: 23-8

Streak: Austin Peay - W1

in Clarksville: 11-4

at Nashville: 11-3

♦ ASUN Regular Season: 2-2

at Neutral Sites: 1-1

12/1/77 W, 73-47 A

1/31/78 W, 93-41 H

3/1/79 W, 57-52 N

11/27/79 W, 60-46 H

1/22/80 W, 70-56 A

11/15/80 L, 52-61 A

11/21/80 W, 79-47 H

11/19/81 W, 85-71 A

11/30/81 W, 81-59 H

11/29/82 L, 78-81 H

1/5/84 W, 71-63 A

11/23/85 W, 100-85 H

2/2/87 L, 62-66 A

2/9/88 W, 95-69 H

1/5/89 L, 54-55 A

12/5/00 W, 79-69 H

12/6/01 W, 77-63 A

2/11/03 W, 76-48 H

12/22/03 W, 65-60 A

11/24/06 L, 55-56 N

11/15/08 W, 65-54 H

11/17/09 W, 61-52 A

12/8/10 L, 58-63 H

11/14/11 W, 61-58 A

12/21/12 W, 69-42 H

11/26/17 W, 71-63 A

11/29/18 W, 70-58 H

2/23/23 ♦ W, 76-71 A

2/18/23 ♦ L, 50-65 H

1/20/24 ♦ L, 61-51 H

2/17/24 ♦ W, 73-60 A

WEST GEORGIA

Overall: 0-0

Streak:

in Clarksville: 0-0

at Carrollton: 2-0

at Neutral Sites: 0-0

AUSTIN PEAY WOMEN'S BASKETBALL

NUMBERS BREAKDOWN

JUMP BALLS CONTROLLED (including OT)

Team	Count
Austin Peay	3
Opponents	8

HOW THE GOVS SCORED FIRST

Method	Count
Free Throw	1
Jumper	6
Tip-in	0
Layup	2
Three-Pointer	2

WHO SCORED FIRST

Player	1st Scorer
La'Nya Foster	6
Abby Cater	3
Sa'Mya Wyatt	1
Nariyah Simmons	1

GAMES AS LEADING SCORERS

Player	24-25/Career
La'Nya Foster	4/6
Abby Cater	1/7
Sa'Mya Wyatt	5/5

GAMES AS LEADING REBOUNDER

Player	24-25/Career
La'Nya Foster	6/12
Avovia Sheals	3/3
Sa'Mya Wyatt	3/3
Jeanine Brandsma	1/1

GAMES AS ASSIST LEADER

Player	24-25/Career
La'Nya Foster	7/9
Anala Nelson	3/34
Anovia Sheals	3/3
Nisea Burrell	2/2
Nariyah Simmons	2/2

DOUBLE-DOUBLES

Player	24-25/Career
La'Nya Foster	1/2

DOUBLE-FIGURE SCORING

Player	24-25/Career
La'Nya Foster	6/16
Sa'Mya Wyatt	9/9
Abby Cater	2/11
Anovia Sheals	4/4

20-POINT GAMES

Player	24-25/Career
Sa'Mya Wyatt	1/1
La'Nya Foster	1/3

30-POINT GAMES

Player	24-25/Career
	0

10-REBOUND GAMES

Player	24-25/Career
La'Nya Foster	1/4

5-ASSIST GAMES

Player	24-25/Career
Nariyah Simmons	1/1
La'Nya Foster	1/1
Anovia Sheals	1/1
Anala Nelson	1/14

5+ 3-POINTER GAMES

Player	24-25/Career
	0

5-STEAL GAMES

Player	24-25/Career
La'Nya Foster	1/1

3-BLOCK GAMES

Player	24-25/Career
La'Nya Foster	3/23
Anovia Sheals	1/1
Abby Cater	1/1

THE GOVS WHEN...

FIELD GOAL SHOOTING

APSU higher FG%	5-1
Opponent higher FG%	0-5
Shoot the same	0-0
Opponent shoots 45 percent or better	0-4
Opponent shoots below 45 percent	5-2
APSU shoots 45 percent or better	4-0
APSU shoots below 45 percent	1-6

FREE THROW SHOOTING

APSU attempts more FT	1-1
Opponent attempts more FT	3-5
Same number of FT attempts	0-0
APSU makes more FT	1-1
Opponent makes more FT	3-5
Same number of made FT	1-0

THREE POINT SHOOTING

APSU attempts more 3PT	3-3
Opponent attempts more 3PT	2-3
Same number of 3PT attempts	0-0
APSU makes more 3PT	4-0
Opponent makes more 3PT	0-4
Same number of 3PT made	1-2

REBOUNDING

Out-rebound their opponent	1-4
Out-rebounded by their opponent	2-2
Rebounding is equal	2-0

TURNOVERS

Commit fewer turnovers than opponent	1-2
Commit more turnovers than opponent	3-4
Commit same number of turnovers	1-0

QUARTER / HALFTIME SCORE

Leads after 1Q	4-0
Trails after 1Q	0-6
Tied after 1Q	0-0
Leads at halftime	4-1
Trails at halftime	0-5
Tied at halftime	0-0
Leads after 3Q	3-1
Trails after 3Q	0-6
Tied after 3Q	1-0

OVERTIME GAMES

In Overtime Games	0-0
-------------------	-----

INSIDE THE POINTS

More points off turnovers	4-1
Fewer points off turnovers	0-5
Equal points off turnovers	0-0
More points in the paint	2-2
Fewer points in the paint	2-4
Equal points in the paint	0-0
More second-chance points	0-4
Fewer second-chance points	3-2
Equal second-chance points	1-0
More fast-break points	3-1
Fewer fast-break points	1-5
Equal fast-break points	0-0
More bench points	2-2
Fewer bench points	2-4
Equal bench points	0-0

WHEN GOVERNORS SCORE

Less than 60 points	1-4
60-69 points	1-1
70-79 points	2-0
80-89 points	0-1
90-99 points	0-0
100+ points	0-0

WHEN OPPONENTS SCORE

Less than 60 points	3-2
60-69 points	1-0
70-79 points	0-1
80-89 points	0-0
90-99 points	0-1
100+ points	0-1

RECORD BY JERSEY COLOR

White	2-2
Red	0-1
Black	2-3

RECORD BY MONTH

November	2-4
December	3-2
January	0-0
February	0-0
March	0-0

RECORD BY DAY OF THE WEEK

Monday	0-1
Tuesday	0-0
Wednesday	0-0
Thursday	0-0
Friday	1-1
Saturday	2-2
Sunday	2-2

SCORING BREAKDOWN

INSIDE THE POINTS

Opponent	POINTS OFF OF					Ties	Lead Changes	W/L	Score
	T/O	2ndCh	Paint	FastB	Bench				
Bethel (H)	16	12	34	6	27	3	2	L	64-62
Vanderbilt (A)	10	4	20	1	12	0	1	L	93-37
Indiana State (A)	26	11	40	10	15	7	9	W	74-56
Miami (OH) (A)	20	8	18	2	10	2	5	L	59-52
Mercer (H)	18	7	34	7	27	1	0	W	66-53
Manhattan (N)	20	11	34	8	2	3	1	L	61-46
Florida Atlantic (A)	16	14	30	10	20	3	3	W	59-58
Murray State (A)	15	9	38	5	35	1	1	L	116-80
California (A)	10	10	28	5	10	3	1	L	71-45
High Point (A)	11	0	24	6	6	3	2	W	59-46
UT Southern (H)	6	2	8	0	6	2	3	W	73-66
Eastern Kentucky (H)									
North Florida (H)									
North Alabama (A)									
Bellarmino (A)									
Eastern Kentucky (A)									
Jacksonville (H)									
North Alabama (H)									
Central Arkansas (H)									
Stetson (A)									
Florida Gulf Coast (A)									
Queens (A)									
Lipscomb (H)									
West Georgia (A)									
Central Arkansas (A)									
Queens (H)									
Lipscomb (A)									
West Georgia (H)									
Bellarmino (H)									
TOTALS	168	88	308	60	170				
AVERAGES	15.0	8.0	28.0	5.5	15.5				

STARTING FIVE SYNOPSIS

GAME-BY-GAME LINEUPS

Opponent (H/A/N)						First Substitution
Bethel (H)	Nariyah Simmons	Abby Cateer	La'Nya Foster	Anala Nelson	Sa'Mya Wyatt	Jenny Ntambwe
Vanderbilt (A)	Nariyah Simmons	Abby Cater	La'Nya Foster	Jenny Ntambwe	Sa'Mya Wyatt	Nelson/Sheals
Indiana State (A)	Nariyah Simmons	Abby Cater	La'Nya Foster	Briana Rivera	Sa'Mya Wyatt	Burrell/Nelson/Sheals/Brandsma
Miami (OH) (A)	Nariyah Simmons	Abby Cater	La'Nya Foster	Briana Rivera	Sa'Mya Wyatt	Nisea Burrell
Mercer (H)	Nariyah Simmons	Abby Cater	La'Nya Foster	Briana Rivera	Sa'Mya Wyatt	Burrell/Nelson/Sheals/Brandsma
Manhattan (N)	Nariyah Simmons	Abby Cater	La'Nya Foster	Anovia Sheals	Sa'Mya Wyatt	Nelson/Brandsma
Florida Atlantic (A)	Nariyah Simmons	Abby Cater	La'Nya Foster	Anovia Sheals	Sa'Mya Wyatt	Nelson/Rivera
Murray State (A)	Nariyah Simmons	Abby Cater	La'Nya Foster	Anovia Sheals	Sa'Mya Wyatt	Burrell/Nelson
California (A)	Nariyah Simmons	Abby Cater	La'Nya Foster	Anovia Sheals	Sa'Mya Wyatt	Nelson
High Point (A)	Nariyah Simmons	Abby Cater	La'Nya Foster	Anala Nelson	Sa'Mya Wyatt	Boddie
UT Southern (H)	Nariyah Simmons	Abby Cater	La'Nya Foster	Anala Nelson	Sa'Mya Wyatt	Boddie/Sheals
Eastern Kentucky (H)						
North Florida (H)						
North Alabama (A)						
Bellarmine (A)						
Eastern Kentucky (A)						
Jacksonville (H)						
North Alabama (H)						
Central Arkansas (H)						
Stetson (A)						
Florida Gulf Coast (A)						
Queens (A)						
Lipscomb (H)						
West Georgia (A)						
Central Arkansas (A)						
Queens (H)						
Lipscomb (A)						
West Georgia (H)						
Bellarmine (H)						

STARTING STREAKS

Player	Current	Long
La'Nya Foster	25	25
Abby Cater	11	11
Nariyah Simmons	11	11
Sa'Mya Wyatt	11	11
Anala Nelson	2	62
Anovia Sheals	-	4
Briana Rivera	-	3
Jenny Ntambwe	-	1

AUSTIN PEAY WOMEN'S BASKETBALL

2024-25 RESULTS

Game Records

Record	Overall	Home	Away	Neutral
ALL GAMES	5-6	2-1	3-4	0-1
CONFERENCE	0-0	0-0	0-0	0-0
NON-CONFERENCE	5-6	2-1	3-4	0-1

Team Results

Date	Opponent		Score	Att.	High Points	High Rebounds
11/04/2024	Bethel (TN)	L	52-64	1132	(14) FOSTER, La'Nya	(9) FOSTER, La'Nya
11/08/2024	at Vanderbilt	L	37-93	2343	(8) CATER, Abby	(5) SHEALS, Anovia
					(8) WYATT, Sa'Mya	
11/15/2024	at Indiana St.	W	74-56	1140	(26) WYATT, Sa'Mya	(8) WYATT, Sa'Mya
11/17/2024	at Miami (OH)	L	52-59	522	(16) WYATT, Sa'Mya	(8) FOSTER, La'Nya
						(8) WYATT, Sa'Mya
11/24/2024	Mercer	W	66-53	1132	(15) WYATT, Sa'Mya	(7) BRANDSMA, Jeanine
11/30/2024	vs Manhattan	L	46-61	264	(12) FOSTER, La'Nya	(9) FOSTER, La'Nya
12/01/2024	at Fla. Atlantic	W	59-58	558	(14) SHEALS, Anovia	(8) FOSTER, La'Nya
12/07/2024	at Murray St.	L	80-116	1126	(21) SHEALS, Anovia	(10) FOSTER, La'Nya
12/15/2024	at California	L	45-71	1428	(15) WYATT, Sa'Mya	(6) FOSTER, La'Nya
12/21/2024	at High Point	W	59-46	580	(24) FOSTER, La'Nya	(8) FOSTER, La'Nya
12/28/2024	Tenn. Southern	W	73-66	372	(16) FOSTER, La'Nya	(11) FOSTER, La'Nya

Attendance Summary

	Games	Attend	Avg/Game
Home	3	2636	879
Away	7	7697	1100
Neutral	1	264	264
Total	11	10597	963

AUSTIN PEAY WOMEN'S BASKETBALL

2024-25 SEASON STATS

Summary

Player	Season Statistics										Career Statistics									
	GP-GS	MIN/G	FG%	3FG%	FT%	R/G	A/G	STL	BLK	PTS/G	GP-GS	MIN/G	FG%	3FG%	FT%	R/G	A/G	STL	BLK	PTS/G
AZMOUDEH, Rose	7-0	5.0	.375	.375	.333	0.4	0.1	1	0	1.4	7-0	5.0	.375	.375	.333	0.4	0.1	1	0	1.4
BODDIE, Jordan	6-0	13.6	.524	.364	1.000	1.2	1.0	1	0	4.5	6-0	13.6	.524	.364	1.000	1.2	1.0	1	0	4.5
BRANDSMA, Jeanine	9-0	10.0	.667	.000	.000	2.8	0.4	1	0	1.8	33-3	8.3	.383	.000	.143	2.4	0.2	5	8	1.2
BURRELL, Nisea	11-0	15.1	.333	.286	.417	1.1	0.8	4	0	2.5	11-0	15.1	.333	.286	.417	1.1	0.8	4	0	2.5
CATER, Abby	11-11	23.5	.373	.320	.583	2.7	0.6	15	6	6.5	44-21	23.4	.443	.315	.629	2.8	0.6	47	13	8.0
FOSTER, La'Nya	11-11	30.7	.383	.297	.474	7.5	2.4	22	20	11.1	44-27	25.5	.400	.289	.652	5.9	1.3	47	43	9.3
NELSON, Anala	11-3	25.2	.318	.143	.600	2.4	1.5	9	1	3.7	73-65	30.5	.350	.288	.667	3.3	2.9	96	12	7.5
NTAMBWE, Jenny	2-1	18.5	.375	.000	.600	4.5	0.0	0	1	4.5	30-1	17.9	.467	.000	.521	4.7	0.1	12	3	8.3
RIVERA, Briana	9-3	13.6	.314	.324	.000	0.2	0.3	5	0	3.7	9-3	13.6	.314	.324	.000	0.2	0.3	5	0	3.7
SHEALS, Anovia	11-4	24.1	.425	.263	.743	4.3	2.1	11	3	9.0	11-4	24.1	.425	.263	.743	4.3	2.1	11	3	9.0
SIMMONS, Nariyah	11-11	18.2	.378	.450	.722	1.6	1.3	8	2	4.5	43-43	22.0	.376	.328	.698	2.7	1.8	55	4	8.3
WYATT, Sa'Mya	11-11	30.0	.545	.250	.615	5.3	0.7	10	2	12.5	11-11	30.0	.545	.250	.615	5.3	0.7	10	2	12.5

Scoring

Player	Season Statistics								Career Statistics							
	FG-FGA	FG%	3FG-3FGA	3FG%	FT-FTA	FT%	PTS	PTS/G	FG-FGA	FG%	3FG-3FGA	3FG%	FT-FTA	FT%	PTS	PTS/G
AZMOUDEH, Rose	3-8	.375	3-8	.375	1-3	.333	10	1.4	3-8	.375	3-8	.375	1-3	.333	10	1.4
BODDIE, Jordan	11-21	.524	4-11	.364	1-1	1.000	27	4.5	11-21	.524	4-11	.364	1-1	1.000	27	4.5
BRANDSMA, Jeanine	8-12	.667	0-0	.000	0-4	.000	16	1.8	18-47	.383	0-1	.000	2-14	.143	38	1.2
BURRELL, Nisea	10-30	.333	2-7	.286	5-12	.417	27	2.5	10-30	.333	2-7	.286	5-12	.417	27	2.5
CATER, Abby	25-67	.373	8-25	.320	14-24	.583	72	6.5	131-296	.443	29-92	.315	61-97	.629	352	8.0
FOSTER, La'Nya	51-133	.383	11-37	.297	9-19	.474	122	11.1	161-402	.400	28-97	.289	58-89	.652	408	9.3
NELSON, Anala	14-44	.318	1-7	.143	12-20	.600	41	3.7	187-535	.350	36-125	.288	136-204	.667	546	7.5
NTAMBWE, Jenny	3-8	.375	0-0	.000	3-5	.600	9	4.5	100-214	.467	0-1	.000	50-96	.521	250	8.3
RIVERA, Briana	11-35	.314	11-34	.324	0-0	.000	33	3.7	11-35	.314	11-34	.324	0-0	.000	33	3.7
SHEALS, Anovia	34-80	.425	5-19	.263	26-35	.743	99	9.0	34-80	.425	5-19	.263	26-35	.743	99	9.0
SIMMONS, Nariyah	14-37	.378	9-20	.450	13-18	.722	50	4.5	117-311	.376	44-134	.328	81-116	.698	359	8.3
WYATT, Sa'Mya	60-110	.545	1-4	.250	16-26	.615	137	12.5	60-110	.545	1-4	.250	16-26	.615	137	12.5

Totals

Player	Season Statistics								Career Statistics							
	O-REB	D-REB	TOTAL	PF	FO	A	TO	A/TO	O-REB	D-REB	TOTAL	PF	FO	A	TO	A/TO
AZMOUDEH, Rose	0	3	3	4	0	1	1	1.0	0	3	3	4	0	1	1	1.0
BODDIE, Jordan	1	6	7	8	0	6	8	0.8	1	6	7	8	0	6	8	0.8
BRANDSMA, Jeanine	9	16	25	19	1	4	10	0.4	25	54	79	41	1	7	35	0.2
BURRELL, Nisea	1	11	12	15	0	9	18	0.5	1	11	12	15	0	9	18	0.5
CATER, Abby	6	24	30	36	2	7	16	0.4	29	95	124	127	4	28	67	0.4
FOSTER, La'Nya	15	68	83	32	1	26	40	0.7	57	203	260	100	2	57	100	0.6
NELSON, Anala	5	21	26	22	0	16	35	0.5	32	209	241	158	2	209	250	0.8
NTAMBWE, Jenny	5	4	9	3	0	0	1	0.0	36	105	141	52	0	4	45	0.1
RIVERA, Briana	0	2	2	5	0	3	2	1.5	0	2	2	5	0	3	2	1.5
SHEALS, Anovia	17	30	47	30	0	23	34	0.7	17	30	47	30	0	23	34	0.7
SIMMONS, Nariyah	2	16	18	19	0	14	15	0.9	17	97	114	116	3	77	107	0.7
WYATT, Sa'Mya	27	31	58	36	2	8	28	0.3	27	31	58	36	2	8	28	0.3

GAME-BY-GAME STATS

				Total		3-Pointers		Free throws		Rebounds											
Opponent	Date	Score		FG-FGA	PCT	3FG-3FGA	PCT	FT-FTA	PCT	OFF	DEF	TOT	AVG	PF	A	TO	BLK	STL	PTS	AVG	
Bethel (TN)	11/04/2024	52-64	L	21-59	.356	3-18	.167	7-13	.538	14	24	38	38.0	25	6	16	6	6	52	52.0	
at Vanderbilt	11/08/2024	37-93	L	15-52	.288	3-14	.214	4-14	.286	8	20	28	33.0	27	6	25	2	6	37	44.5	
at Indiana St.	11/15/2024	74-56	W	29-54	.537	5-17	.294	11-21	.524	13	21	34	33.3	27	18	17	4	7	74	54.3	
at Miami (OH)	11/17/2024	52-59	L	18-44	.409	6-17	.353	10-14	.714	7	21	28	32.0	22	9	27	4	6	52	53.8	
Mercer	11/24/2024	66-53	W	24-47	.511	6-14	.429	12-22	.545	12	22	34	32.4	12	9	16	0	6	66	56.2	
vs Manhattan	11/30/2024	46-61	L	20-54	.370	1-10	.100	5-10	.500	9	17	26	31.3	15	9	18	2	11	46	54.5	
at Fla. Atlantic	12/01/2024	59-58	W	21-56	.375	5-17	.294	12-16	.750	14	23	37	32.1	24	8	23	6	11	59	55.1	
at Murray St.	12/07/2024	80-116	L	30-65	.462	10-18	.556	10-15	.667	7	32	39	33.0	19	11	23	3	3	80	58.3	
at California	12/15/2024	45-71	L	17-61	.279	2-13	.154	9-14	.643	12	24	36	33.3	18	9	15	2	12	45	56.8	
at High Point	12/21/2024	59-46	W	23-46	.500	9-20	.450	4-6	.667	2	29	31	33.1	16	14	17	4	11	59	57.0	
Tenn. Southern	12/28/2024	73-66	W	26-47	.553	5-14	.357	16-22	.727	5	23	28	32.6	24	18	20	2	8	73	58.5	
Total		643		244-585	.417	55-172	.320	100-167	.599	103	256	359	32.6	229	117	217	35	87	643	58.5	
Opponents		743		255-612	.417	61-170	.359	172-237	.726	130	264	394	35.8	182	124	186	40	91	743	67.5	

Austin Peay Averages

Games Played	Points/game	FG Pct	3FG Pct	FT Pct	Rebounds/game	Assists/game	Turnovers/game	Assist/Turnover ratio	Steals/game	Blocks/game
11	58.5	41.7	32.0	59.9	32.6	10.6	19.7	0.5	7.9	3.2

AUSTIN PEAY WOMEN'S BASKETBALL

OPPONENT GAME STATS

				Total		3-Pointers		Free throws		Rebounds											
Opponent	Date	Score		FG-FGA	PCT	3FG-3FGA	PCT	FT-FTA	PCT	OFF	DEF	TOT	AVG	PF	A	TO	BLK	STL	PTS	AVG	
Bethel (TN)	11/04/2024	52-64	L	17-50	.340	6-14	.429	24-29	.828	10	26	36	36.0	17	8	13	4	5	64	64.0	
at Vanderbilt	11/08/2024	37-93	L	32-71	.451	6-17	.353	23-30	.767	21	34	55	45.5	15	15	12	8	10	93	78.5	
at Indiana St.	11/15/2024	74-56	W	15-48	.313	5-9	.556	21-30	.700	17	19	36	42.3	23	6	23	1	8	56	71.0	
at Miami (OH)	11/17/2024	52-59	L	18-43	.419	6-14	.429	17-20	.850	5	21	26	38.3	16	10	21	1	12	59	68.0	
Mercer	11/24/2024	66-53	W	21-47	.447	3-9	.333	8-12	.667	6	17	23	35.2	16	4	16	4	9	53	65.0	
vs Manhattan	11/30/2024	46-61	L	28-56	.500	1-6	.167	4-6	.667	13	28	41	36.2	11	17	21	5	7	61	64.3	
at Fla. Atlantic	12/01/2024	59-58	W	18-57	.316	2-11	.182	20-26	.769	17	22	39	36.6	19	8	20	3	8	58	63.4	
at Murray St.	12/07/2024	80-116	L	41-76	.539	16-32	.500	18-21	.857	6	28	34	36.3	14	22	9	3	14	116	70.0	
at California	12/15/2024	45-71	L	24-49	.490	11-20	.550	12-21	.571	6	33	39	36.6	15	15	18	7	4	71	70.1	
at High Point	12/21/2024	59-46	W	19-54	.352	4-22	.182	4-14	.286	10	21	31	36.0	10	12	16	1	7	46	67.7	
Tenn. Southern	12/28/2024	73-66	W	22-61	.361	1-16	.063	21-28	.750	19	15	34	35.8	26	7	17	3	7	66	67.5	
Total		743		255-612	.417	61-170	.359	172-237	.726	130	264	394	35.8	182	124	186	40	91	743	67.5	
Austin Peay		643		244-585	.417	55-172	.320	100-167	.599	103	256	359	32.6	229	117	217	35	87	643	58.5	

Opponents Averages

Games Played	Points/ game	FG Pct	3FG Pct	FT Pct	Rebounds/ game	Assists/ game	Turnovers/ game	Assist/Turnover ratio	Steals/ game	Blocks/ game
11	67.5	41.7	35.9	72.6	35.8	11.3	16.9	0.7	8.3	3.6

AUSTIN PEAY WOMEN'S BASKETBALL

SUPERLATIVES

Austin Peay - Game Highs

POINTS	80	at Murray St. (12/07/2024)
	74	at Indiana St. (11/15/2024)
	73	Tenn. Southern (12/28/2024)
	66	Mercer (11/24/2024)
	59	at High Point (12/21/2024)
	59	at Fla. Atlantic (12/01/2024)
FIELD GOALS MADE	30	at Murray St. (12/07/2024)
	29	at Indiana St. (11/15/2024)
FIELD GOAL ATTEMPTS	65	at Murray St. (12/07/2024)
	61	at California (12/15/2024)
FIELD GOAL PERCENTAGE	.553 (26-47)	Tenn. Southern (12/28/2024)
	.537 (29-54)	at Indiana St. (11/15/2024)
3 PT FG MADE	10	at Murray St. (12/07/2024)
	9	at High Point (12/21/2024)
3 PT FG ATTEMPTS	20	at High Point (12/21/2024)
	18	at Murray St. (12/07/2024)
	18	Bethel (TN) (11/04/2024)
3 PT FG PERCENTAGE	.556 (10-18)	at Murray St. (12/07/2024)
	.450 (9-20)	at High Point (12/21/2024)
FREE THROWS MADE	16	Tenn. Southern (12/28/2024)
	12	at Fla. Atlantic (12/01/2024)
	12	Mercer (11/24/2024)
FREE THROW ATTEMPTS	22	Tenn. Southern (12/28/2024)
	22	Mercer (11/24/2024)
FREE THROW PERCENTAGE	.750 (12-16)	at Fla. Atlantic (12/01/2024)
	.727 (16-22)	Tenn. Southern (12/28/2024)
REBOUNDS	39	at Murray St. (12/07/2024)
	38	Bethel (TN) (11/04/2024)
ASSISTS	18	Tenn. Southern (12/28/2024)
	18	at Indiana St. (11/15/2024)
STEALS	12	at California (12/15/2024)
	11	at High Point (12/21/2024)
	11	at Fla. Atlantic (12/01/2024)
	11	vs Manhattan (N) (11/30/2024)
BLOCKED SHOTS	6	at Fla. Atlantic (12/01/2024)
	6	Bethel (TN) (11/04/2024)
TURNOVERS	27	at Miami (OH) (11/17/2024)
	25	at Vanderbilt (11/08/2024)
FOULS	27	at Indiana St. (11/15/2024)
	27	at Vanderbilt (11/08/2024)

Opponent - Game Highs

POINTS	116	at Murray St. (12/07/2024)
	93	at Vanderbilt (11/08/2024)
	71	at California (12/15/2024)
	66	Tenn. Southern (12/28/2024)
	64	Bethel (TN) (11/04/2024)
FIELD GOALS MADE	41	at Murray St. (12/07/2024)
	32	at Vanderbilt (11/08/2024)
FIELD GOAL ATTEMPTS	76	at Murray St. (12/07/2024)
	71	at Vanderbilt (11/08/2024)
FIELD GOAL PERCENTAGE	.539 (41-76)	at Murray St. (12/07/2024)
	.500 (28-56)	vs Manhattan (N) (11/30/2024)
3 PT FG MADE	16	at Murray St. (12/07/2024)
	11	at California (12/15/2024)
3 PT FG ATTEMPTS	32	at Murray St. (12/07/2024)
	22	at High Point (12/21/2024)
3 PT FG PERCENTAGE	.556 (5-9)	at Indiana St. (11/15/2024)
	.550 (11-20)	at California (12/15/2024)
FREE THROWS MADE	24	Bethel (TN) (11/04/2024)
	23	at Vanderbilt (11/08/2024)
FREE THROW ATTEMPTS	30	at Indiana St. (11/15/2024)
	30	at Vanderbilt (11/08/2024)
FREE THROW PERCENTAGE	.857 (18-21)	at Murray St. (12/07/2024)
	.850 (17-20)	at Miami (OH) (11/17/2024)
REBOUNDS	55	at Vanderbilt (11/08/2024)
	41	vs Manhattan (N) (11/30/2024)
ASSISTS	22	at Murray St. (12/07/2024)
	17	vs Manhattan (N) (11/30/2024)
STEALS	14	at Murray St. (12/07/2024)
	12	at Miami (OH) (11/17/2024)
BLOCKED SHOTS	8	at Vanderbilt (11/08/2024)
	7	at California (12/15/2024)
TURNOVERS	23	at Indiana St. (11/15/2024)
	21	vs Manhattan (N) (11/30/2024)
	21	at Miami (OH) (11/17/2024)
FOULS	26	Tenn. Southern (12/28/2024)
	23	at Indiana St. (11/15/2024)

Austin Peay - Game Lows

POINTS	37	at Vanderbilt (11/08/2024)
	45	at California (12/15/2024)
	46	vs Manhattan (N) (11/30/2024)
	52	at Miami (OH) (11/17/2024)
	52	Bethel (TN) (11/04/2024)
FIELD GOALS MADE	15	at Vanderbilt (11/08/2024)
	17	at California (12/15/2024)
FIELD GOAL ATTEMPTS	44	at Miami (OH) (11/17/2024)
	46	at High Point (12/21/2024)
FIELD GOAL PERCENTAGE	.279 (17-61)	at California (12/15/2024)
	.288 (15-52)	at Vanderbilt (11/08/2024)
3 PT FG MADE	1	vs Manhattan (N) (11/30/2024)
	2	at California (12/15/2024)
3 PT FG ATTEMPTS	10	vs Manhattan (N) (11/30/2024)
	13	at California (12/15/2024)
3 PT FG PERCENTAGE	.100 (1-10)	vs Manhattan (N) (11/30/2024)
	.154 (2-13)	at California (12/15/2024)
FREE THROWS MADE	4	at High Point (12/21/2024)
	4	at Vanderbilt (11/08/2024)
FREE THROW ATTEMPTS	6	at High Point (12/21/2024)
	10	vs Manhattan (N) (11/30/2024)
FREE THROW PERCENTAGE	.286 (4-14)	at Vanderbilt (11/08/2024)
	.500 (5-10)	vs Manhattan (N) (11/30/2024)
REBOUNDS	26	vs Manhattan (N) (11/30/2024)
	28	Tenn. Southern (12/28/2024)
	28	at Miami (OH) (11/17/2024)
	28	at Vanderbilt (11/08/2024)
ASSISTS	6	at Vanderbilt (11/08/2024)
	6	Bethel (TN) (11/04/2024)
STEALS	3	at Murray St. (12/07/2024)
	6	Mercer (11/24/2024)
	6	at Miami (OH) (11/17/2024)
	6	at Vanderbilt (11/08/2024)
	6	Bethel (TN) (11/04/2024)
BLOCKED SHOTS	0	Mercer (11/24/2024)
	2	Tenn. Southern (12/28/2024)
	2	at California (12/15/2024)
	2	vs Manhattan (N) (11/30/2024)
	2	at Vanderbilt (11/08/2024)
TURNOVERS	15	at California (12/15/2024)
	16	Mercer (11/24/2024)
	16	Bethel (TN) (11/04/2024)
FOULS	12	Mercer (11/24/2024)
	15	vs Manhattan (N) (11/30/2024)

Opponent - Game Lows

POINTS	46	at High Point (12/21/2024)
	53	Mercer (11/24/2024)
	56	at Indiana St. (11/15/2024)
	58	at Fla. Atlantic (12/01/2024)
	59	at Miami (OH) (11/17/2024)
FIELD GOALS MADE	15	at Indiana St. (11/15/2024)
	17	Bethel (TN) (11/04/2024)
FIELD GOAL ATTEMPTS	43	at Miami (OH) (11/17/2024)
	47	Mercer (11/24/2024)
FIELD GOAL PERCENTAGE	.313 (15-48)	at Indiana St. (11/15/2024)
	.316 (18-57)	at Fla. Atlantic (12/01/2024)
3 PT FG MADE	1	Tenn. Southern (12/28/2024)
	1	vs Manhattan (N) (11/30/2024)
3 PT FG ATTEMPTS	6	vs Manhattan (N) (11/30/2024)
	9	Mercer (11/24/2024)
	9	at Indiana St. (11/15/2024)
3 PT FG PERCENTAGE	.063 (1-16)	Tenn. Southern (12/28/2024)
	.167 (1-6)	vs Manhattan (N) (11/30/2024)
FREE THROWS MADE	4	at High Point (12/21/2024)
	4	vs Manhattan (N) (11/30/2024)
FREE THROW ATTEMPTS	6	vs Manhattan (N) (11/30/2024)
	12	Mercer (11/24/2024)
FREE THROW PERCENTAGE	.286 (4-14)	at High Point (12/21/2024)
	.571 (12-21)	at California (12/15/2024)
REBOUNDS	23	Mercer (11/24/2024)
	26	at Miami (OH) (11/17/2024)
ASSISTS	4	Mercer (11/24/2024)
	6	at Indiana St. (11/15/2024)
STEALS	4	at California (12/15/2024)
	5	Bethel (TN) (11/04/2024)
BLOCKED SHOTS	1	at High Point (12/21/2024)
	1	at Miami (OH) (11/17/2024)
	1	at Indiana St. (11/15/2024)
TURNOVERS	9	at Murray St. (12/07/2024)
	12	at Vanderbilt (11/08/2024)
FOULS	10	at High Point (12/21/2024)
	11	vs Manhattan (N) (11/30/2024)

BRITTANY YOUNG

Position: Head Coach • Alma Mater: Francis Marion, 2008

Experience: 4th Season at Austin Peay Career Record: 59-47

Brittany Young enters her fourth year as the Austin Peay State University head women's basketball coach after being named the 12th head coach in program history, March 19, 2021.

Young became the first head coach in program history to lead the Governors to back-to-back conference tournament semifinal appearances to begin their APSU career and her 37 wins are the most by a head coach in their first two seasons.

During the 2022-23 season, Young coached one of the nation's best defensive units, as the Governors finished top 25 in Division I in scoring defensive and three-point percentage. The Gobs also have earned eight postseason honors with Young at the helm, including five last season which was highlighted by Shamarre Hale being tabbed Second Team All-ASUN, and to the ASUN Women's Basketball Championship All-Tournament Team.

She led Austin Peay to a 20-13 overall record and 11-7 mark in Ohio Valley Conference play in her first year as a head coach. Young was the fourth coach in program history to lead Austin Peay to a 20-win season and just the second coach to win 20 games in their debut season, joining Andy Blackston (2003-04).

Young earned her first-career win in a 78-49 victory against Pikeville Nov. 12, 2021, in the Winfield Dunn Center. Later in her inaugural season, she led APSU to its first OVC Tournament victory since 2012 following a 67-52 win against Tennessee State, joining Blackston as the second coach in program history to win their tournament debut.

After leading Austin Peay to the semifinals of the OVC Tournament, Young led the Governors to their first postseason victory in program history in a 73-59 win against Furman in the Women's Basketball Invitational, March 19, 2022.

Young took over the Austin Peay women's basketball program after a season as assistant coach and recruiting coordinator at Mississippi State. In her season with the Bulldogs, she helped sign KN'isha Godfrey, a four-star rated recruit by espnW and the No. 8 point guard in the country to aid the program's rebuilding process.

When Mississippi State head coach Nikki McCray-Penson moved to Starkville after three seasons at Old Dominion, Young joined her. The pair led a successful three-season turn at Old Dominion where they helped the program reach its first postseason appearance since 2015 amidst back-to-back 20-win campaigns.

In Young's second year in Norfolk, Old Dominion boasted the seventh-youngest roster in the country after signing nine athletes during their first season. Despite the youth movement, the Monarchs posted a 13-win improvement from an 8-23 season to a 21-11 record in 2018-19. The following season, ODU rolled to a 24-6 record and finished second in Conference USA. The Monarchs were a potential at-large team before the Conference USA and NCAA Tournaments were canceled due to the COVID-19 pandemic. Before joining McCray-Penson the past four seasons, Young spent two seasons as assistant coach at Stetson. She helped the Hatters back-to-back 20-win campaigns: a 20-12 mark in 2015-16 and a 26-7 record in 2016-17 that included a 13-1 conference record to win the Atlantic Sun regular-season title. Stetson qualified for national postseason play each season, participating in the 2016 Women's Basketball Invitational and the 2017 Postseason WNIT.

Young's first full-time coaching position was at Daytona State College (2013-15). She was the program's recruiting coordinator, director of player development, director of operations, academic coordinator, and strength and conditioning liaison. Young, a Moncks Corner, South Carolina native, was a CoSIDA Academic All-District and all-conference performer at Francis Marion University. She was a member of the school's all-decade team and earned team "Most Valuable Player" honors twice.

In addition to her success on the court, Young was President of the Student Athletic Advisory Council and was just one of 26 recipients of the NCAA Ethnic Minority and Women's Enhancement Postgraduate Scholarship for Careers in Athletics in 2011. She graduated from Francis Marion in 2008 with a degree in Political Science.



BRITTANY YOUNG YEAR-BY-YEAR

Year	School	Overall Record	Pct.	Conference Record	Season Pct.	Finish	Conference Tourney Finish	Postseason	Notes/Awards
2015-16	Stetson	20-12	.625	9-5	.643	4th	1-1, semis	WBI; 1-1, quarters	First season as DI Assistant Coach
2016-17	Stetson	26-7	.788	13-1	.929	1st	2-1, runner up	WNIT; 0-1, first round	ASUN Regular-Season Championship
2017-18	Old Dominion	8-23	.258	6-10	.375	T-10th	0-1, first round		
2018-19	Old Dominion	21-11	.656	10-6	.625	T-5th	1-1, quarters	WNIT; 0-1, first round	
2019-20	Old Dominion	24-6	.800	14-4	.778	T-2nd			Tournament halted due to COVID-19
2020-21	Mississippi State	10-9	.526	5-7	.417	9th	0-1, second round		
2021-22	Austin Peay	20-13	.625	11-7	.611	4th			1st-year HC/12th HC in APSU History
2022-23	Austin Peay	17-11	.607	12-7	.667	4th			Fastest coach to 35 wins / ASUN 'Ship App.
2023-24	Austin Peay	17-15	.531	8-8	.500	T4th	2-1, Semifinals		
2024-25	Austin Peay	5-6	.455	0-0	.000				
APSU	Fourth Season	59-47	.557	33-24	.579				

BRITTANY BY THE NUMBERS

The Basics	24-25	ALL
Overall	5-6	59-47
Home	2-1	30-14
Road	1-4	20-23
Neutral	1-1	7-9
ASUN	0-0	20-14
OVC	0-0	11-7
November	2-4	11-14
December	3-2	13-8
January	0-0	15-9
February	0-0	15-10
March	0-0	4-5
Monday	0-1	3-4
Tuesday	0-0	5-2
Wednesday	0-0	2-4
Thursday	0-0	14-12
Friday	1-1	5-5
Saturday	2-2	27-16
Sunday	2-2	4-3
vs. Mid-Major Top-25	0-0	1-5
vs. WBCA Top-25	0-0	0-2
Conference Tournament	0-0	2-1
Women's Basketball Invitational	0-0	1-2
NCAA Tournament	0-0	0-0
Getting Started	24-25	ALL
Win the opening jump ball	2-3	25-19
Lose the opening jump ball	3-2	34-26
Govs score first	1-5	35-20
Opponent scores first	2-1	22-22
Time of Game	24-25	ALL
Leading after 1st quarter	4-0	44-15
Trailing after 1st quarter	1-6	11-25
Tied after 1st quarter	0-0	4-4
Leading at Halftime	4-1	45-12
Trailing at Halftime	1-5	11-35
Tied at Halftime	0-0	3-0
Leading after 3rd quarter	4-1	50-10
Trailing after the 3rd quarter	0-5	6-30
Tied after the 3rd quarter	1-0	3-2
Wire-to-Wire wins (never trailed)	1-0	19
Wins in final minute of regulation	1-0	4
Losses in final minute of regulation	0-0	1
Wins in final minute of OT	0-0	2
Losses in final minute of OT	0-0	0-1
Overtime	24-25	ALL
Overtime games	0-0	1-1
Win the OT jump ball	0-0	0-1
Lose the OT jump ball	0-0	1-2

When the Govs Score	24-25	ALL
Less than 60 points	2-5	11-33
60-69 points	1-0	17-8
70-79 points	2-0	28-3
80-89 points	0-1	2-2
90-99 points	0-0	1-0
100+ points	0-0	0-0

When Opponents Score	24-25	ALL
Less than 60 points	4-1	36-11
60-69 points	1-2	19-20
70-79 points	0-1	2-12
80-89 points	0-0	0-0
90-99 points	0-1	0-2
100+ points	0-1	0-1

Field-Goal Shooting	24-25	ALL
Outshoot opponent	5-1	43-12
Outshot by opponent	0-5	5-23
Shoot the same	0-0	1-2
Opponent shoots 45% or better	1-4	6-21
Opponent shoots below 45%	4-2	51-24
APSU shoots 45% or better	4-0	37-12
APSU shoots below 45%	1-6	22-33

Free-Throw Shooting	24-25	ALL
Attempt more FT than opponent	2-1	34-12
Attempt fewer FT than opponent	3-5	20-32
Attempt the same number of FT	0-0	3-2
Make more FT than opponent	1-1	36-12
Make fewer FT than opponent	3-5	19-32
Make the same number of FT	1-0	3-0

Three-Point Shooting	24-25	ALL
Attempt more 3PT than opponent	3-3	25-22
Attempt fewer 3PT than opponent	2-3	32-24
Attempt the same number of 3PT	0-0	2-0
Make more 3PT than opponent	3-0	35-14
Make fewer 3PT than opponent	0-4	16-27
Make the same number of 3PT	2-1	6-4

Rebounding	24-25	ALL
Out-rebound opponent	1-2	34-16
Out-rebounded by opponent	2-4	23-27
Rebounding is equal	2-0	3-2

Turnovers	24-25	ALL
Commit fewer turnovers	1-3	29-16
Commit more turnovers	3-3	24-30
Turnovers are equal	1-0	4-2

Inside the Points	24-25	ALL
More points off turnovers	3-1	39-17
Less points off turnovers	2-5	16-30
Equal points off turnovers	0-0	2-1
More points in the paint	2-2	44-23
Less points in the paint	3-4	11-24
Equal points in the paint	0-0	2-2
More second-chance points	1-4	32-25
Less second-chance points	4-2	25-16
Equal second-chance points	0-0	1-6
More fast-break points	3-1	30-14
Less fast-break points	2-4	27-31
Equal fast-break points	0-0	2-3



NISEA BURRELL
5-5 | Junior | Guard
Philadelphia, Pa. | BCIT Westhampton | Columbia State CC | Grayson College

PLAYER NOTES

- Played in all 11 games for the Govs, with a season high of 6 points against Bethel (Nov. 4) and at Mercer (Nov. 24).
- Averaged 18.7 points, 4.0 rebounds, and 4-5 assists per game at Columbia State.
- A Tennessee Community College Athletics Association First Team Selection.
- Concluded her career at Columbia State with a 40-point performance against Chattanooga State, March 10, shooting 70.8 from the floor.
- Made 22 game appearances at Grayson College, making 15 starts.
- Averaged 6.0 points per game with a 54.4 field-goal percentage.

Opponent	Date	GS	MIN	Total		3-Pointers		Free throws		Rebounds				PF	A	TO	BLK	STL	PTS	AVG
				FG-FGA	PCT	3FG-3FGA	PCT	FT-FTA	PCT	OFF	DEF	TOT	AVG							
Bethel (TN)	11/04/2024		20:49	3-6	.500	0-1	.000	0-0	.000	0	2	2	2.0	1	1	2	0	0	6	6.0
at Vanderbilt	11/08/2024		18:30	0-3	.000	0-0	.000	2-4	.500	1	2	3	2.5	4	2	1	0	1	2	4.0
at Indiana St.	11/15/2024		18:60	0-2	.000	0-2	.000	0-0	.000	0	0	0	1.7	1	1	3	0	1	0	2.7
at Miami (OH)	11/17/2024		14:58	1-4	.250	0-1	.000	0-0	.000	0	1	1	1.5	3	0	3	0	1	2	2.5
Mercer	11/24/2024		19:05	1-2	.500	1-1	1.000	3-8	.375	0	1	1	1.4	0	0	0	0	0	6	3.2
vs Manhattan	11/30/2024		10:23	1-1	1.000	0-0	.000	0-0	.000	0	0	0	1.2	1	1	2	0	1	2	3.0
at Fla. Atlantic	12/01/2024		22:08	2-3	.667	0-0	.000	0-0	.000	0	1	1	1.1	3	2	1	0	0	4	3.1
at Murray St.	12/07/2024		21:35	2-5	.400	1-1	1.000	0-0	.000	0	3	3	1.4	1	2	3	0	0	5	3.4
at California	12/15/2024		15:03	0-3	.000	0-1	.000	0-0	.000	0	1	1	1.3	0	0	1	0	0	0	3.0
at High Point	12/21/2024		02:27	0-1	.000	0-0	.000	0-0	.000	0	0	0	1.2	0	0	1	0	0	0	2.7
Tenn. Southern	12/28/2024		01:53	0-0	.000	0-0	.000	0-0	.000	0	0	0	1.1	1	0	1	0	0	0	2.5
Totals		0	165:51	10-30	.333	2-7	.286	5-12	.417	1	11	12	1.1	15	9	18	0	4	27	2.5

SEASON TEAM	GP-GS	MIN/AVG	Field Goals		3-Point		F-Throws		Rebounds				Scoring						
			FG-FGA	FG%	3FG-3FGA	3FG%	FT-FTA	FT%	OFF	DEF	TOT	AVG	PF-FO	A	TO	BLK	STL	PTS	AVG
2024-25 APSU	11-0	166/15.1	10-30	.333	2-7	.286	5-12	.417	1	11	12	1.1	15-0	9	18	0	4	27	2.5
TOTAL	11-0	166/15.1	10-30	.333	2-7	.286	5-12	.417	1	11	12	1.1	15-0	9	18	0	4	27	2.5



CAREER HIGHS

- Points**
6, 2 times mr vs Mercer (11/24/24)
- Rebounds**
3, 2 times mr at Murray St. (12/07/24)
- Assists**
2, 3 times mr at Murray St. (12/07/24)
- Steals**
1, 3 times mr vs Manhattan (11/30/24)
- Blocks**
N/A
- FG Made**
3, vs. Bethel (11/04/24)
- FG Attempts**
6, vs. Bethel (11/04/24)
- 3FG Made**
1, 2 times mr at Murray St. (12/07/24)
- 3FG Attempts**
2, 3 times mr at Indiana St. (12/01/24)
- FT Made**
3, vs Mercer (11/24/24)
- FT Attempts**
8, vs Mercer (11/24/24)
- SEASON HIGHS**
- Points**
6, 2 times mr vs Mercer (11/24/24)
- Rebounds**
3, 2 times mr at Murray St. (12/07/24)
- Assists**
2, 3 times mr at Murray St. (12/07/24)
- Steals**
1, 3 times mr vs Manhattan (11/30/24)
- Blocks**
N/A
- FG Made**
3, vs. Bethel (11/04/24)
- FG Attempts**
6, vs. Bethel (11/04/24)
- 3FG Made**
1, 2 times mr at Murray St. (12/07/24)
- 3FG Attempts**
2, 3 times mr at Indiana St. (12/01/24)
- FT Made**
3, vs Mercer (11/24/24)
- FT Attempts**
8, vs Mercer (11/24/24)

1

JORDAN BODDIE

5-6 | Sophomore | Guard

Sanford, Fla. | Mainland HS | Indian River State

PLAYER NOTES

- Played in six games for the Govs, averaging 4.5 points.
- Had a career-high 10 points at Murray State, Dec. 7.
- Made 11 starts across 27 games at Indian River State.
- Averaged 16.3 points and 3.6 rebounds per game.
- Had a career-high of 27 points at St. Petersburg College, Feb. 15.
- Named a First Team All-Conference Selection and All-Florida College System Activities Association NJCAA All-Region Eight.
- Lead Mainland High School to their first FHSAA 5A State Championship in the 2022-23 season.

Opponent	Date	GS	MIN	Total		3-Pointers		Free throws		Rebounds				PF	A	TO	BLK	STL	PTS	AVG
				FG-FGA	PCT	3FG-3FGA	PCT	FT-FTA	PCT	OFF	DEF	TOT	AVG							
at Indiana St.	11/15/2024		12:33	1-3	.333	0-2	.000	0-0	.000	0	0	0	0.0	0	0	2	0	0	2	2.0
at Miami (OH)	11/17/2024		01:58	1-1	1.000	0-0	.000	0-0	.000	0	0	0	0.0	1	0	0	0	0	2	2.0
at Murray St.	12/07/2024		11:40	4-7	.571	1-4	.250	1-1	1.000	0	0	0	0.0	0	1	0	0	0	10	4.7
at California	12/15/2024		16:17	1-3	.333	0-1	.000	0-0	.000	1	1	2	0.5	3	0	3	0	0	2	4.0
at High Point	12/21/2024		18:02	2-4	.500	2-3	.667	0-0	.000	0	3	3	1.0	0	1	1	0	0	6	4.4
Tenn. Southern	12/28/2024		20:51	2-3	.667	1-1	1.000	0-0	.000	0	2	2	1.2	4	4	2	0	1	5	4.5
Totals		0	81:21	11-21	.524	4-11	.364	1-1	1.000	1	6	7	1.2	8	6	8	0	1	27	4.5

											Field Goals		3-Point		F-Throws		Rebounds				Scoring						
SEASON	TEAM	GP-GS	MIN	AVG	FG-FGA	FG%	3FG-3FGA	3FG%	FT-FTA	FT%	OFF	DEF	TOT	AVG	PF-FO	A	TO	BLK	STL	PTS	AVG						
2024-25	APSU	6-0	81	13.6	11-21	.524	4-11	.364	1-1	1.000	1	6	7	1.2	8-0	6	8	0	1	27	4.5						
TOTAL		6-0	81	13.6	11-21	.524	4-11	.364	1-1	1.000	1	6	7	1.2	8-0	6	8	0	1	27	4.5						



CAREER HIGHS

Points	10, at Murray St. (12/07/24)
Rebounds	3, at High Point (12/21/24)
Assists	4, vs UTS (12/28/24)
Steals	1, vs UTS (12/28/24)
Blocks	N/A
FG Made	4, at Murray St. (12/07/24)
FG Attempts	7, at Murray St. (12/07/24)
3FG Made	2, at High Point (12/21/24)
3FG Attempts	4, at Murray St. (12/07/24)
FT Made	1, at Murray St. (12/07/24)
FT Attempts	1, at Murray St. (12/07/24)

SEASON HIGHS

Points	10, at Murray St. (12/07/24)
Rebounds	3, at High Point (12/21/24)
Assists	4, vs UTS (12/28/24)
Steals	1, vs UTS (12/28/24)
Blocks	N/A
FG Made	4, at Murray St. (12/07/24)
FG Attempts	7, at Murray St. (12/07/24)
3FG Made	2, at High Point (12/21/24)
3FG Attempts	4, at Murray St. (12/07/24)
FT Made	1, at Murray St. (12/07/24)
FT Attempts	1, at Murray St. (12/07/24)

2

NARIYAH SIMMONS

5-2 | Senior | Guard
St. Louis, Mo. | Vashon HS | Kansas City | Johnson County

PLAYER NOTES

- Started in all 11 games for the Governors, averaging 18.2 minutes per game.
- Averaging 4.5 points and 1.6 rebounds.
- Started in all 32 games for Kansas City in the 2023-24 season.
- Finished the season ranked second on the team with 9.7 points and 2.0 assists per game and a 31.0 shooting percentage.
- Scored double-digits 15 times and scored over 20 points twice with the Roos.
- Had a career-high of 34 points against Kansas on Nov. 18, which was the fourth-highest scoring game by a Summit League player of the 2023-24 season.
- Averaged 12.2 pints and 4.1 rebounds per game with a 33.9 three-point average in her two seasons at Johnson County.
- Named National Junior College Athletic Association D-II First-Team All-American and earned All-KJCCC Division II First-Team and All-Region VI/Plains District First-Team recognitons in the 2022-23 season.
- Saw double-figure scoring in 26 games her sophomore year, highlighted by six games with over 20 points.
- Named the Kansas Jayhawk Community College Conference Freshman of the Year and Defensive Player of the Year in the 2021-22 season.
- Scored in double-digits 14 times in her freshman campaign, including three 20-point games.
- Concluded her prep career at Vashon High School, totaling 1,328 points, 376 rebounds, 256 assists, and 371 steals.

Opponent	Date	GS	MIN	Total		3-Pointers		Free throws		Rebounds				PF	A	TO	BLK	STL	PTS	AVG
				FG-FGA	PCT	3FG-3FGA	PCT	FT-FTA	PCT	OFF	DEF	TOT	AVG							
Bethel (TN)	11/04/2024	*	15:15	0-2	.000	0-1	.000	0-0	.000	0	1	1	1.0	4	0	1	0	2	0	0.0
at Vanderbilt	11/08/2024	*	18:17	2-4	.500	1-1	1.000	0-0	.000	0	0	0	0.5	2	1	1	0	0	5	2.5
at Indiana St.	11/15/2024	*	12:42	0-1	.000	0-1	.000	2-2	1.000	0	1	1	0.7	3	5	0	0	1	2	2.3
at Miami (OH)	11/17/2024	*	08:46	0-1	.000	0-1	.000	0-0	.000	0	1	1	0.8	1	0	1	0	0	0	1.8
Mercer	11/24/2024	*	16:51	2-4	.500	0-1	.000	2-2	1.000	0	3	3	1.2	1	3	3	0	1	6	2.6
vs Manhattan	11/30/2024	*	22:45	2-6	.333	0-3	.000	2-2	1.000	0	2	2	1.3	1	1	1	1	1	6	3.2
at Fla. Atlantic	12/01/2024	*	13:33	0-3	.000	0-1	.000	0-0	.000	2	1	3	1.6	0	1	2	0	1	0	2.7
at Murray St.	12/07/2024	*	16:26	2-6	.333	2-4	.500	0-0	.000	0	2	2	1.6	2	0	0	0	0	6	3.1
at California	12/15/2024	*	16:16	0-0	.000	0-0	.000	2-4	.500	0	1	1	1.6	1	1	0	0	0	2	3.0
at High Point	12/21/2024	*	28:25	4-5	.800	4-4	1.000	1-2	.500	0	4	4	1.8	1	1	4	0	1	13	4.0
Tenn. Southern	12/28/2024	*	31:12	2-5	.400	2-3	.667	4-6	.667	0	0	0	1.6	3	1	2	1	1	10	4.5
Totals			11 200:27	14-37	.378	9-20	.450	13-18	.722	2	16	18	1.6	19	14	15	2	8	50	4.5

SEASON	TEAM	GP-GS	MIN/AVG	Field Goals		3-Point		F-Throws		Rebounds				PF-FO		A	TO	BLK	STL	Scoring	
				FG-FGA	FG%	3FG-3FGA	3FG%	FT-FTA	FT%	OFF	DEF	TOT	AVG	PF	FO					PTS	AVG
2023-24	KC	32-32	747/23.3	103-274	.376	35-114	.307	68-98	.694	15	81	96	3.0	97-3	63	92	2	47	309	9.7	
2024-25	APSU	11-11	200/18.2	14-37	.378	9-20	.450	13-18	.722	2	16	18	1.6	19-0	14	15	2	8	50	4.5	
TOTAL FOR APSU		11-11	200/18.2	14-37	.378	9-20	.450	13-18	.722	2	16	18	1.6	19-0	14	15	2	8	50	4.5	
TOTAL		43-43	947/22.0	117-311	.376	44-134	.328	81-116	.698	17	97	114	2.7	116-3	77	107	4	55	359	8.3	



CAREER HIGHS

Points	34, vs. Kansas (11/18/23)*
Rebounds	8, at UTEP (11/11/23)*
Assists	6, vs. South Dakota (02/22/24)*
Steals	5, 3 times mr vs. Omaha (01/20/24)*
Blocks	1, 2 times mr vs UTS (12/28/24)
FG Made	11, vs. Kansas (11/18/23)*
FG Attempts	23, vs. Kansas (11/18/23)*
3FG Made	4, 2 times mr at High Point (12/21/24)
3FG Attempts	9, vs. Utah State (11/14/23)*
FT Made	8, vs. Kansas (11/25/21)*
FT Attempts	10, vs. Western Illinois (12/10/24)*

*Previous four-year university

SEASON HIGHS

Points	13, at High Point (12/12/24)
Rebounds	4, at High Point (12/12/24)
Assists	5, at Indiana St. (11/15/24)
Steals	2, vs. Bethel (11/04/24)
Blocks	1, 2 times mr vs UTS (12/28/24)
FG Made	4, at High Point (12/21/24)
FG Attempts	6, 2 times mr at Murray St. (12/07/24)
3FG Made	4, at High Point (12/21/24)
3FG Attempts	4, 2 times mr at High Point (12/21/24)
FT Made	4, vs UTS (12/28/24)
FT Attempts	6, vs UTS (12/28/24)

3

ANALA NELSON

5-7 | Junior | Guard

Columbia, S.C. | Lower Richland HS

PLAYER NOTES

- Played in all 11 games, making three starts.
- Averaging 3.7 points and 2.4 rebounds, with a season high of 10 points against UT Southern, Dec. 28.
- One of two Governors to start in all 33 games last season, tied for the most in program history.
- Averaged 10.2 points per game and scored in double figures 19 times.
- Scored 21 points in the Govs' win at Kentucky, Nov. 14, marking her first 20-point game.
- Led the team with 136 assists (4.1 per game) and 43 steals (1.3 per game)
- Scored in double-figures 19 times, 11 coming in ASUN play.
- The first Governor to earn ASUN All-Freshman Team honors in program history, and the first Gov to be named to a conference all-freshman team since 2003.
- The only Gov to start all 29 games in the 2022-23 season, scoring in double figures six times, all in ASUN action.

Opponent	Date	GS	MIN	Total		3-Pointers		Free throws		Rebounds				PF	A	TO	BLK	STL	PTS	AVG	
				FG-FGA	PCT	3FG-3FGA	PCT	FT-FTA	PCT	OFF	DEF	TOT	AVG								
Bethel (TN)	11/04/2024	*	29:16	1-7	.143	0-0	.000	0-2	.000	1	2	3	3.0	1	2	3	0	0	2	2.0	
at Vanderbilt	11/08/2024		18:48	0-3	.000	0-1	.000	0-2	.000	0	1	1	2.0	2	0	3	0	0	0	1.0	
at Indiana St.	11/15/2024		26:37	2-4	.500	0-1	.000	0-0	.000	0	3	3	2.3	3	0	2	1	0	4	2.0	
at Miami (OH)	11/17/2024		27:32	1-5	.200	0-2	.000	2-4	.500	1	2	3	2.5	3	1	6	0	3	4	2.5	
Mercer	11/24/2024		25:49	3-6	.500	1-1	1.000	2-2	1.000	0	0	0	2.0	0	3	3	0	0	9	3.8	
vs Manhattan	11/30/2024		21:03	0-1	.000	0-0	.000	0-0	.000	1	0	1	1.8	2	1	5	0	0	0	3.2	
at Fla. Atlantic	12/01/2024		26:41	2-3	.667	0-0	.000	2-2	1.000	0	1	1	1.7	4	1	4	0	1	6	3.6	
at Murray St.	12/07/2024		19:00	1-3	.333	0-0	.000	0-0	.000	0	2	2	1.8	1	0	4	0	0	2	3.4	
at California	12/15/2024		23:07	0-3	.000	0-0	.000	4-6	.667	2	3	5	2.1	1	0	1	0	3	4	3.4	
at High Point	12/21/2024	*	29:23	0-2	.000	0-1	.000	0-0	.000	0	4	4	2.3	2	2	1	0	0	0	3.1	
Tenn. Southern	12/28/2024	*	29:26	4-7	.571	0-1	.000	2-2	1.000	0	3	3	2.4	3	6	3	0	2	10	3.7	
Totals			3	276:43	14-44	.318	1-7	.143	12-20	.600	5	21	26	2.4	22	16	35	1	9	41	3.7

			Field Goals		3-Point		F-Throws		Rebounds								Scoring		
SEASON TEAM	GP-GS	MIN/AVG	FG-FGA	FG%	3FG-3FGA	3FG%	FT-FTA	FT%	OFF	DEF	TOT	AVG	PF-FO	A	TO	BLK	STL	PTS	AVG
2022-23 APSU	29-29	843/29.1	55-177	.311	19-62	.306	38-53	.717	9	57	66	2.3	71-1	57	78	2	44	167	5.8
2023-24 APSU	33-33	1109/33.6	118-314	.376	16-56	.286	86-131	.656	18	131	149	4.5	65-1	136	137	9	43	338	10.2
2024-25 APSU	11-3	277/25.2	14-44	.318	1-7	.143	12-20	.600	5	21	26	2.4	22-0	16	35	1	9	41	3.7
TOTAL	73-65	2229/30.5	187-535	.350	36-125	.288	136-204	.667	32	209	241	3.3	158-2	209	250	12	96	546	7.5

**CAREER HIGHS****Points**

21, at Kentucky (11/14/23)

Rebounds

9, vs Chattanooga (11/10/23)

Assists

9, at Lipscomb (2/17/24)

Steals

5, at FGCU (02/18/23)

Blocks

1, 2 times mr at Indiana St. (11/14/24)

FG Made

8, at North Alabama (01/11/24)

FG Attempts

15, vs North Alabama (02/24/24)

3FG Made

2, 2 times mr vs North Alabama (02/24/24)

3FG Attempts

6, vs Davidson (11/21/22)

FT Made

8, at Queens (02/03/24)

FT Attempts

12, vs. Chicago State (11/25/23)

SEASON HIGHS**Points**

10, vs UTS (12/28/24)

Rebounds

5, at California (12/15/24)

Assists

6, vs UTS (12/28/24)

Steals

3, 2 times mr at California (12/15/24)

Blocks

1, at Indiana St. (11/14/24)

FG Made

4, vs UTS (12/28/24)

FG Attempts

7, 2 times mr vs UTS (12/28/24)

3FG Made

1, vs Mercer (11/24/24)

3FG Attempts

2, at Miami (OH) (11/17/24)

FT Made

4, at California (12/15/24)

FT Attempts

6, at California (12/15/24)

4 ANOVIA SHEALS
5-10 | Freshman | Guard
Daytona Beach, Fla. | Mainland HS

PLAYER NOTES

- Played in all 11 games for the Gobs, making four starts.
- Scored in double-figures in five consecutive games, Nov. 24-Dec. 15.
- Career-high of 21 points came at Murray State, Dec. 7.
- Averaging 9.0 points and 4.3 rebounds per game.
- Leads the Gobs with 21 made free-throws and a 75.0 percentage.
- A two-time 5A Basketball Player of the Year in Florida at Mainland HS.
- Averaged 18.4 points and 12.0 rebounds per game, leading her district in points and double-doubles in the 2023-24 season.
- Had a career-high of 32 points against Spruce Creek High School, Jan.26.
- Named the 2022-23 Florida Girls Basketball Player of the Year after leading her team to its first state championship.

Opponent	Date	GS	MIN	Total		3-Pointers		Free throws		Rebounds				PF	A	TO	BLK	STL	PTS	AVG
				FG-FGA	PCT	3FG-3FGA	PCT	FT-FTA	PCT	OFF	DEF	TOT	AVG							
Bethel (TN)	11/04/2024		15:15	2-4	.500	0-0	.000	0-0	.000	2	3	5	5.0	4	0	3	0	0	4	4.0
at Vanderbilt	11/08/2024		27:53	3-13	.231	0-4	.000	1-4	.250	0	5	5	5.0	3	2	6	0	0	7	5.5
at Indiana St.	11/15/2024		13:30	2-3	.667	0-0	.000	3-4	.750	2	2	4	4.7	4	4	1	0	0	7	6.0
at Miami (OH)	11/17/2024		29:05	0-2	.000	0-1	.000	2-2	1.000	1	3	4	4.5	3	5	5	1	1	2	5.0
Mercer	11/24/2024		21:34	5-7	.714	0-0	.000	0-0	.000	2	0	2	4.0	2	0	2	0	0	10	6.0
vs Manhattan	11/30/2024	*	34:21	4-10	.400	1-2	.500	1-2	.500	2	0	2	3.7	3	2	4	0	3	10	6.7
at Fla. Atlantic	12/01/2024	*	32:34	3-9	.333	1-4	.250	7-9	.778	2	4	6	4.0	3	2	4	1	2	14	7.7
at Murray St.	12/07/2024	*	32:11	6-11	.545	2-2	1.000	7-7	1.000	2	5	7	4.4	1	1	4	0	0	21	9.4
at California	12/15/2024	*	28:16	5-14	.357	1-3	.333	0-0	.000	2	3	5	4.4	3	1	1	1	3	11	9.6
at High Point	12/21/2024		04:24	0-1	.000	0-1	.000	0-0	.000	0	1	1	4.1	0	2	1	0	0	0	8.6
Tenn. Southern	12/28/2024		25:38	4-6	.667	0-2	.000	5-7	.714	2	4	6	4.3	4	4	3	0	2	13	9.0
Totals		4	264:42	34-80	.425	5-19	.263	26-35	.743	17	30	47	4.3	30	23	34	3	11	99	9.0

			Field Goals		3-Point		F-Throws		Rebounds				Scoring			
SEASON	TEAM	GP-GS	MIN/AVG	FG-FGA	FG%	3FG-3FGA	3FG%	FT-FTA	FT%	OFF	DEF	TOT	AVG	PF-FO	A	
2024-25	APSU	11-4	265/24.1	34-80	.425	5-19	.263	26-35	.743	17	30	47	4.3	30-0	23	
TOTAL		11-4	265/24.1	34-80	.425	5-19	.263	26-35	.743	17	30	47	4.3	30-0	23	



CAREER HIGHS

Points	21, at Murray St. (12/07/24)
Rebounds	7, at Murray St. (12/07/24)
Assists	5, at Miami (OH) (11/17/24)
Steals	3, at California (12/15/24)
Blocks	1, 4 times mr at California (12/15/24)
FG Made	6, Murray St. (12/07/24)
FG Attempts	14, at California (12/15/24)
3FG Made	2, Murray St. (12/07/24)
3FG Attempts	4, 2 times mr at FAU (12/01/24)
FT Made	7, 2 times mr Murray St. (12/07/24)
FT Attempts	9, at FAU (12/01/24)
SEASON HIGHS	
Points	21, at Murray St. (12/07/24)
Rebounds	7, at Murray St. (12/07/24)
Assists	5, at Miami (OH) (11/17/24)
Steals	3, at California (12/15/24)
Blocks	1, 4 times mr at California (12/15/24)
FG Made	6, Murray St. (12/07/24)
FG Attempts	14, at California (12/15/24)
3FG Made	2, Murray St. (12/07/24)
3FG Attempts	4, 2 times mr at FAU (12/01/24)
FT Made	7, 2 times mr Murray St. (12/07/24)
FT Attempts	9, at FAU (12/01/24)

5

ABBY CATER

5-7 | Senior | Guard

Fort Washington, Md. | Elizabeth Seton HS | Trinity Valley CC

PLAYER NOTES

- Started in all 11 games this season.
- Scored 10 or more points in two games with a season-high of 11 at Indiana State, Nov. 15.
- Averaging 6.5 points and 2.7 rebounds per game.
- Played in 33 games, making 10 starts in 2023-24, her first year with the Govs.
- Averaged 8.5 points per game, highlighted by a 27-point (11-16 FG) performance against Murray State, Dec. 9
- Scored in double-figures in 11 games, five coming in ASUN Conference play.

**CAREER HIGHS****Points**

27, vs Murray State (12/09/23)

Rebounds

6, at Mercer (12/02/23)

Assists

3, 2 times mr at High Point (12/21/24)

Steals

3, 2 times mr at FAU (12/01/24)

Blocks

4, at FAU (12/01/24)

FG Made

11, vs Murray State (12/09/23)

FG Attempts

16, vs Bellarmine (01/04/23)

3FG Made

3, at North Alabama (01/11/24)

3FG Attempts

7, vs Bellarmine (01/04/24)

FT Made

6, at Queens (02/03/24)

FT Attempts

8, at Queens (02/03/24)

SEASON HIGHS**Points**

11, at Indiana St. (11/15/24)

Rebounds

6, vs Manhattan (11/30/24)

Assists

3, at High Point (12/21/24)

Steals

3, at FAU (12/01/24)

Blocks

4, at FAU (12/01/24)

FG Made

4, at Indiana St. (11/15/24)

FG Attempts

11, at FAU (12/01/24)

3FG Made

2, 2 times mr at FAU (12/01/24)

3FG Attempts

5, at FAU (12/01/24)

FT Made

2, 3 times mr at FAU (12/01/24)

FT Attempts

6, at Indiana St. (11/15/24)

Opponent	Date	GS	MIN	Total		3-Pointers		Free throws		Rebounds				PF	A	TO	BLK	STL	PTS	AVG	
				FG-FGA	PCT	3FG-3FGA	PCT	FT-FTA	PCT	OFF	DEF	TOT	AVG								
Bethel (TN)	11/04/2024	*	20:49	3-5	.600	0-1	.000	1-1	1.000	2	2	4	4.0	4	0	1	0	2	7	7.0	
at Vanderbilt	11/08/2024	*	23:18	4-7	.571	0-1	.000	0-0	.000	1	2	3	3.5	3	0	1	0	2	8	7.5	
at Indiana St.	11/15/2024	*	27:44	4-9	.444	1-3	.333	2-6	.333	2	2	4	3.7	4	0	1	0	1	11	8.7	
at Miami (OH)	11/17/2024	*	30:59	2-7	.286	2-4	.500	2-2	1.000	0	1	1	3.0	5	0	1	1	1	8	8.5	
Mercer	11/24/2024	*	23:41	2-4	.500	1-2	.500	2-2	1.000	0	5	5	3.4	2	1	0	0	1	7	8.2	
vs Manhattan	11/30/2024	*	26:60	2-4	.500	0-1	.000	2-4	.500	1	5	6	3.8	5	1	2	1	3	6	7.8	
at Fla. Atlantic	12/01/2024	*	21:54	3-11	.273	2-5	.400	2-3	.667	0	2	2	3.6	4	0	3	4	3	10	8.1	
at Murray St.	12/07/2024	*	11:08	2-4	.500	1-2	.500	1-2	.500	0	0	0	3.1	3	0	2	0	0	6	7.9	
at California	12/15/2024	*	24:58	0-6	.000	0-1	.000	0-0	.000	0	2	2	3.0	2	2	3	0	2	0	7.0	
at High Point	12/21/2024	*	30:02	2-6	.333	1-3	.333	1-2	.500	0	3	3	3.0	3	3	1	0	0	6	6.9	
Tenn. Southern	12/28/2024	*	16:35	1-4	.250	0-2	.000	1-2	.500	0	0	0	2.7	1	0	1	0	1	3	6.5	
Totals			11	258:07	25-67	.373	8-25	.320	14-24	.583	6	24	30	2.7	36	7	16	6	15	72	6.5

			Field Goals		3-Point		F-Throws		Rebounds										Scoring	
SEASON	TEAM	GP-GS	MIN/AVG	FG-FGA	FG%	3FG-3FGA	3FG%	FT-FTA	FT%	OFF	DEF	TOT	AVG	PF-FO	A	TO	BLK	STL	PTS	AVG
2023-24	APSU	33-10	770/23.3	106-229	.463	21-67	.313	47-73	.644	23	71	94	2.8	91-2	21	51	7	32	280	8.5
2024-25	APSU	11-11	258/23.5	25-67	.373	8-25	.320	14-24	.583	6	24	30	2.7	36-2	7	16	6	15	72	6.5
TOTAL		44-21	1028/23.4	131-296	.443	29-92	.315	61-97	.629	29	95	124	2.8	127-4	28	67	13	47	352	8.0

10

LA'NYA FOSTER

5-9 | Sophomore | Guard
Riverdale, Ga. | Lovejoy HS

PLAYER NOTES

- Started in all ten games for the Govs, averaging 30.6 minutes per game.
- Scored in double-figures in seven games, averaging 11.1 points and 7.5 rebounds per game.
- Season-high of 24 points came at High Point, Dec. 21.
- Leads the ASUN with 20 blocks and 1.82 per game
- Third in the conference with 7.5 rebounds and 2.0 steals per game
- Had a season-high 11 rebounds vs UT Southern, Dec. 28.
- Leads the team with 83 rebounds, averaging 7.5 per game.
- First on the team with 2.4 assists, 1.8 blocks, and 2.0 steals per game.
- Tied for first with Briana Rivera with 11 three-pointers.
- In 2023-24, was the first player in program history to be named the ASUN Freshman of the year and the first Governor to receive Freshman of the Year honors since APSU Hall of Famer Gerlonda Hardin won the Ohio Valley Conference's award for the 2000-01 season.
- An ASUN All-Freshman Team member and a three-time Freshman of the Week honoree, the most in a single season in program history
- Scored in double figures in 11 games her freshman season.



CAREER HIGHS

Points
24, 3 times mr at High Point (12/21/24)
Rebounds
11, 2 times mr vs UTS (12/28/24)
Assists
5, at Indiana St. (11/15/24)
Steals
7, at High Point (12/21/24)
Blocks
4, vs. Bethel (11/04/24)
FG Made
11, at High Point (12/21/24)
FG Attempts
19, vs Manhattan (11/30/24)
3FG Made
3, 2 times mr at Miami (OH) (11/17/24)
3FG Attempts
7, at Central Arkansas (01/13/24)
FT Made
6, vs Kennesaw State (03/08/24)
FT Attempts
8, vs Kennesaw State (03/08/24)
SEASON HIGHS
Points
24, at High Point (12/21/24)
Rebounds
11, vs UTS (12/28/24)
Assists
5, at Indiana St. (11/15/24)
Steals
7, at High Point (12/21/24)
Blocks
4, 2 times mr at High Point (12/21/24)
FG Made
11, at High Point (12/21/24)
FG Attempts
19, vs Manhattan (11/30/24)
3FG Made
3, at Miami (OH) (11/17/24)
3FG Attempts
7, at Miami (OH) (11/17/24)
FT Made
4, vs. Bethel (11/04/24)
FT Attempts
7, vs. Bethel (11/04/24)

Opponent	Date	GS	MIN	Total		3-Pointers		Free throws		Rebounds				PF	A	TO	BLK	STL	PTS	AVG
				FG-FGA	PCT	3FG-3FGA	PCT	FT-FTA	PCT	OFF	DEF	TOT	AVG							
Bethel (TN)	11/04/2024	*	33:55	5-14	.357	0-4	.000	4-7	.571	2	7	9	9.0	5	2	1	4	2	14	14.0
at Vanderbilt	11/08/2024	*	21:47	1-6	.167	1-2	.500	0-0	.000	0	4	4	6.5	3	1	7	2	1	3	8.5
at Indiana St.	11/15/2024	*	19:18	5-8	.625	1-1	1.000	0-2	.000	1	5	6	6.3	4	5	2	2	3	11	9.3
at Miami (OH)	11/17/2024	*	36:33	6-14	.429	3-7	.429	0-1	.000	2	6	8	6.8	2	0	4	2	0	15	10.8
Mercer	11/24/2024	*	25:17	3-6	.500	2-3	.667	0-0	.000	0	4	4	6.2	4	1	1	0	0	8	10.2
vs Manhattan	11/30/2024	*	35:26	6-19	.316	0-3	.000	0-1	.000	3	6	9	6.7	2	3	3	0	3	12	10.5
at Fla. Atlantic	12/01/2024	*	30:25	4-12	.333	1-3	.333	1-2	.500	3	5	8	6.9	3	2	4	1	2	10	10.4
at Murray St.	12/07/2024	*	27:43	1-11	.091	0-1	.000	0-0	.000	1	9	10	7.3	2	3	7	3	1	2	9.4
at California	12/15/2024	*	32:47	3-16	.188	0-4	.000	1-2	.500	1	5	6	7.1	1	4	3	1	2	7	9.1
at High Point	12/21/2024	*	36:28	11-15	.733	2-6	.333	0-0	.000	1	7	8	7.2	3	2	3	4	7	24	10.6
Tenn. Southern	12/28/2024	*	38:36	6-12	.500	1-3	.333	3-4	.750	1	10	11	7.5	3	3	5	1	1	16	11.1
Totals			11	338:15	51-133	.383	11-37	.297	9-19	.474	15	68	83	7.5	32	26	40	20	122	11.1

SEASON	TEAM	GP-GS	MIN/AVG	Field Goals		3-Point		F-Throws		Rebounds				Scoring	
				FG-FGA	FG%	3FG-3FGA	3FG%	FT-FTA	FT%	OFF	DEF	TOT	AVG	PF-FO	A
2023-24	APSU	33-16	784/23.7	110-269	.409	17-60	.283	49-70	.700	42	135	177	5.4	68-1	31
2024-25	APSU	11-11	338/30.7	51-133	.383	11-37	.297	9-19	.474	15	68	83	7.5	32-1	26
TOTAL		44-27	1122/25.5	161-402	.400	28-97	.289	58-89	.652	57	203	260	5.9	100-2	57

11

JANIAH NEWELL
5-5 | Graduate Student | Guard
Danville, Ill. | Schlarman Academy | Chicago State

PLAYER NOTES

- Did not see action for the Govs



		Field Goals					3-Point		F-Throws		Rebounds				Scoring									
SEASON	TEAM	GP-GS	MIN/AVG	FG-FGA	FG%	3FG-3FGA	3FG%	FT-FTA	FT%	OFF	DEF	TOT	AVG	PF-FO	A	TO	BLK	STL	PTS	AVG				
2021-22	CSU	27-19	695/25.8	70-236	.297	4-38	.105	44-72	.611	16	49	65	2.4	50-0	39	65	5	31	188	7.0				
2022-23	CSU	28-28	865/30.9	111-341	.326	13-59	.220	92-120	.767	16	71	87	3.1	56-0	86	83	0	35	327	11.7				
TOTAL FOR APSU		0-0	0/0.0	0-0	.000	0-0	.000	0-0	.000	0	0	0	0.0	0-0	0	0	0	0	0	0.0				
TOTAL		55-47	1560/28.4	181-577	.314	17-97	.175	136-192	.708	32	120	152	2.8	106-0	125	148	5	66	515	9.4				

CAREER HIGHS

- Points**
29, at Evansville (11/16/22)*
- Rebounds**
8, vs. Tarleton St. (02/05/22)*
- Assists**
7, 2 times mr vs. Olivet (01/17/23)*
- Steals**
5, vs. Tarleton St. (02/05/22)*
- Blocks**
2, vs. Lamar (01/15/22)*
- FG Made**
10, at Evansville (11/16/22)*
- FG Attempts**
20, at Evansville (11/16/22)*
- 3FG Made**
2, 3 times mr at Hartford (01/28/23)*
- 3FG Attempts**
5, at Ga. Southern (12/09/22)*
- FT Made**
8, 2 times mr vs. Hartford (02/26/23)*
- FT Attempts**
14, at Evansville (11/16/22)*
- *Previous four-year university

SEASON HIGHS

- Points**
N/A
- Rebounds**
N/A
- Assists**
N/A
- Steals**
N/A
- Blocks**
N/A
- FG Made**
N/A
- FG Attempts**
N/A
- 3FG Made**
N/A
- 3FG Attempts**
N/A
- FT Made**
N/A
- FT Attempts**
N/A

15

BRIANA RIVERA
5-5 | Freshman | Guard
Orlando, Fla. | Lake Highland Prep

PLAYER NOTES

- Played in all nine games for the Govs, making three starts.
- Averaging 3.7 points per game.
- Career-high of 9 points against Indiana State, Nov. 15.
- Leads the Govs with 11 made three-pointers and an average of 1.2 per game.
- An All-Area honorable mention for all four years of high school.
- Averaged 12 points per game in her career, placing her in the Lake Highland Prep 1,000-point club.
- Led the Adidas Circuit in made three pointers and was named an Adidas All-American.



CAREER HIGHS

Points
9, 2 times at Indiana St. (11/15/24)
Rebounds
1, 2 times mr at FAU (12/01/24)
Assists
1, 2 times mr vs Mercer (11/24/24)
Steals
4, vs Mercer (11/24/24)
Blocks
N/A
FG Made
3, 2 times mr at Indiana St. (11/15/24)
FG Attempts
12, vs. Bethel (11/04/24)
3FG Made
3, 2 times mr at Indiana St. (11/15/24)
3FG Attempts
11, vs. Bethel (11/04/24)
FT Made
N/A
FT Attempts
N/A
SEASON HIGHS
Points
9, 2 times at Indiana St. (11/15/24)
Rebounds
1, 2 times mr at FAU (12/01/24)
Assists
1, 2 times mr vs Mercer (11/24/24)
Steals
4, vs Mercer (11/24/24)
Blocks
N/A
FG Made
3, 2 times mr at Indiana St. (11/15/24)
FG Attempts
12, vs. Bethel (11/04/24)
3FG Made
3, 2 times mr at Indiana St. (11/15/24)
3FG Attempts
11, vs. Bethel (11/04/24)
FT Made
N/A
FT Attempts
N/A

Opponent	Date	GS	MIN	Total		3-Pointers		Free throws		Rebounds				PF	A	TO	BLK	STL	PTS	AVG
				FG-FGA	PCT	3FG-3FGA	PCT	FT-FTA	PCT	OFF	DEF	TOT	AVG							
Bethel (TN)	11/04/2024		26:44	3-12	.250	3-11	.273	0-0	.000	0	0	0	0.0	0	1	0	0	1	9	9.0
at Vanderbilt	11/08/2024		16:08	1-4	.250	1-4	.250	0-0	.000	0	0	0	0.0	1	0	0	0	0	3	6.0
at Indiana St.	11/15/2024	*	19:35	3-7	.429	3-7	.429	0-0	.000	0	1	1	0.3	0	0	0	0	0	9	7.0
at Miami (OH)	11/17/2024	*	10:09	1-1	1.000	1-1	1.000	0-0	.000	0	0	0	0.3	0	1	0	0	0	3	6.0
Mercer	11/24/2024	*	20:27	1-6	.167	1-6	.167	0-0	.000	0	0	0	0.2	0	1	1	0	4	3	5.4
vs Manhattan	11/30/2024		04:56	0-0	.000	0-0	.000	0-0	.000	0	0	0	0.2	0	0	1	0	0	0	4.5
at Fla. Atlantic	12/01/2024		14:48	1-4	.250	1-4	.250	0-0	.000	0	1	1	0.3	3	0	0	0	0	3	4.3
at Murray St.	12/07/2024		08:10	1-1	1.000	1-1	1.000	0-0	.000	0	0	0	0.3	1	0	0	0	0	3	4.1
at California	12/15/2024		01:29	0-0	.000	0-0	.000	0-0	.000	0	0	0	0.2	0	0	0	0	0	0	3.7
Totals		3	122:26	11-35	.314	11-34	.324	0-0	.000	0	2	2	0.2	5	3	2	0	5	33	3.7

			Field Goals		3-Point		F-Throws		Rebounds							Scoring			
SEASON TEAM	GP-GS	MIN/AVG	FG-FGA	FG%	3FG-3FGA	3FG%	FT-FTA	FT%	OFF	DEF	TOT	AVG	PF-FO	A	TO	BLK	STL	PTS	AVG
2024-25 APSU	9-3	122/13.6	11-35	.314	11-34	.324	0-0	.000	0	2	2	0.2	5-0	3	2	0	5	33	3.7
TOTAL	9-3	122/13.6	11-35	.314	11-34	.324	0-0	.000	0	2	2	0.2	5-0	3	2	0	5	33	3.7

20 SA'MYA WYATT

5-11 | Freshman | Forward
Powder Springs, Ga. | St. Francis HS

PLAYER NOTES

- Started in all 11 games for the Governors, averaging 30.0 minutes per game.
- Averaging 12.5 points and 5.3 rebounds per game, with a career-high of 26 points (11-15 FG) at Indiana State, Nov. 15.
- Second in the ASUN with a 54.5 field-goal percentage.
- Has seen double-figure scoring in nine consecutive games, Nov. 15-Dec. 28.
- Earned ASUN Freshman and Newcomer of the Week honors, Nov. 18, which is the first time a Governor has earned two honors in the same week in program history.
- Leads the Gobs with 12.5 points per game and a 54.9 field-goal percentage.
- Helped lead Saint Francis High School to back to back state championships
- A varsity team member since her freshman season and averaged 16.0 points and 6.0 rebounds per game throughout her prep career.
- Scored a season-high 32 points against Galloway High School, Jan. 12 and ended her career with 1,554 career points.
- Made 71.0 percent of her field goals during her junior season, and holds the Saint Francis High School record for most rebounds in a single game with 22.

Opponent	Date	GS	MIN	Total		3-Pointers		Free throws		Rebounds				PF	A	TO	BLK	STL	PTS	AVG
				FG-FGA	PCT	3FG-3FGA	PCT	FT-FTA	PCT	OFF	DEF	TOT	AVG							
Bethel (TN)	11/04/2024	*	17:32	1-4	.250	0-0	.000	0-0	.000	4	2	6	6.0	5	0	1	1	0	2	2.0
at Vanderbilt	11/08/2024	*	23:16	4-7	.571	0-0	.000	0-2	.000	1	0	1	3.5	3	0	3	0	2	8	5.0
at Indiana St.	11/15/2024	*	32:21	11-15	.733	0-0	.000	4-7	.571	5	3	8	5.0	3	2	2	1	1	26	12.0
at Miami (OH)	11/17/2024	*	32:23	6-9	.667	0-0	.000	4-5	.800	2	6	8	5.8	3	2	4	0	0	16	13.0
Mercer	11/24/2024	*	31:05	6-11	.545	0-0	.000	3-6	.500	4	1	5	5.6	3	0	4	0	0	15	13.4
vs Manhattan	11/30/2024	*	36:03	5-13	.385	0-1	.000	0-1	.000	2	0	2	5.0	1	0	0	0	0	10	12.8
at Fla. Atlantic	12/01/2024	*	35:12	6-11	.545	0-0	.000	0-0	.000	5	2	7	5.3	3	0	3	0	2	12	12.7
at Murray St.	12/07/2024	*	24:16	5-8	.625	0-0	.000	0-0	.000	1	8	9	5.8	4	2	2	0	1	10	12.4
at California	12/15/2024	*	28:42	6-13	.462	1-2	.500	2-2	1.000	1	3	4	5.6	2	1	2	0	2	15	12.7
at High Point	12/21/2024	*	38:09	4-11	.364	0-1	.000	2-2	1.000	1	3	4	5.4	5	1	4	0	2	10	12.4
Tenn. Southern	12/28/2024	*	31:03	6-8	.750	0-0	.000	1-1	1.000	1	3	4	5.3	4	0	3	0	0	13	12.5
Totals		11	330:02	60-110	.545	1-4	.250	16-26	.615	27	31	58	5.3	36	8	28	2	10	137	12.5

			Field Goals		3-Point		F-Throws		Rebounds								Scoring			
SEASON	TEAM	GP-GS	MIN/AVG	FG-FGA	FG%	3FG-3FGA	3FG%	FT-FTA	FT%	OFF	DEF	TOT	AVG	PF-FO	A	TO	BLK	STL	PTS	AVG
2024-25	APSU	11-11	330/30.0	60-110	.545	1-4	.250	16-26	.615	27	31	58	5.3	36-2	8	28	2	10	137	12.5
TOTAL		11-11	330/30.0	60-110	.545	1-4	.250	16-26	.615	27	31	58	5.3	36-2	8	28	2	10	137	12.5



CAREER HIGHS

Points

26, at Indiana St. (11/15/24)

Rebounds

9, at Murray St. (12/07/24)

Assists

2, 2 times mr at Murray St. (12/07/24)

Steals

2, 4 times mr at High Point (12/21/24)

Blocks

1, 2 times mr at Indiana St. (11/15/24)

FG Made

11, at Indiana St. (11/15/24)

FG Attempts

15, at Indiana St. (11/15/24)

3FG Made

1, at California (12/15/24)

3FG Attempts

2, at California (12/15/24)

FT Made

4, at Indiana St. (11/15/24)

FT Attempts

7, at Indiana St. (11/15/24)

SEASON HIGHS

Points

26, at Indiana St. (11/15/24)

Rebounds

9, at Murray St. (12/07/24)

Assists

2, 2 times mr at Murray St. (12/07/24)

Steals

2, 4 times mr at High Point (12/21/24)

Blocks

1, 2 times mr at Indiana St. (11/15/24)

FG Made

11, at Indiana St. (11/15/24)

FG Attempts

15, at Indiana St. (11/15/24)

3FG Made

1, at California (12/15/24)

3FG Attempts

2, at California (12/15/24)

FT Made

4, at Indiana St. (11/15/24)

FT Attempts

7, at Indiana St. (11/15/24)

21

ROSE AZMOUDEH
5-9 | Freshman | Guard
Dix Hills, N.Y. | Half Hollow Hills HS East

PLAYER NOTES

- Played in six games for the Governors, averaging 1.4 points per game.
- Had a career-high 7 points at Murray State, Dec. 7.
- Holds the Half Hollow Hills High School East record for most points in a single season (579), most points in a single game (50), and career three-pointers (184)
- Her 1,321 career points rank third in school history
- Was named the League Player of the Year as well as earning all-county, all-league, and all-conference recognitions.

Opponent	Date	GS	MIN	Total		3-Pointers		Free throws		Rebounds				PF	A	TO	BLK	STL	PTS	AVG
				FG-FGA	PCT	3FG-3FGA	PCT	FT-FTA	PCT	OFF	DEF	TOT	AVG							
at Vanderbilt	11/08/2024		02:45	0-1	.000	0-1	.000	0-0	.000	0	0	0	0.0	0	0	0	0	0	0	0.0
at Indiana St.	11/15/2024		02:26	0-0	.000	0-0	.000	0-0	.000	0	0	0	0.0	1	0	0	0	0	0	0.0
Mercer	11/24/2024		03:09	0-0	.000	0-0	.000	0-0	.000	0	0	0	0.0	0	0	0	0	0	0	0.0
at Murray St.	12/07/2024		10:00	2-3	.667	2-3	.667	1-3	.333	0	0	0	0.0	1	0	0	0	0	7	1.8
at California	12/15/2024		03:16	0-1	.000	0-1	.000	0-0	.000	0	0	0	0.0	0	0	0	0	0	0	1.4
at High Point	12/21/2024		08:41	0-1	.000	0-1	.000	0-0	.000	0	3	3	0.5	1	1	1	0	1	0	1.2
Tenn. Southern	12/28/2024		04:46	1-2	.500	1-2	.500	0-0	.000	0	0	0	0.4	1	0	0	0	0	3	1.4
Totals		0	35:03	3-8	.375	3-8	.375	1-3	.333	0	3	3	0.4	4	1	1	0	1	10	1.4

		Field Goals					3-Point		F-Throws		Rebounds								Scoring	
SEASON	TEAM	GP-GS	MIN/AVG	FG-FGA	FG%	3FG-3FGA	3FG%	FT-FTA	FT%	OFF	DEF	TOT	AVG	PF-FO	A	TO	BLK	STL	PTS	AVG
2024-25	APSU	7-0	35/5.0	3-8	.375	3-8	.375	1-3	.333	0	3	3	0.4	4-0	1	1	0	1	10	1.4
TOTAL		7-0	35/5.0	3-8	.375	3-8	.375	1-3	.333	0	3	3	0.4	4-0	1	1	0	1	10	1.4



CAREER HIGHS

- Points**
7, at Murray St. (12/07/24)
- Rebounds**
3, at High Point (12/21/24)
- Assists**
1, at High Point (12/21/24)
- Steals**
1, at High Point (12/21/24)
- Blocks**
N/A
- FG Made**
2, at Murray St. (12/07/24)
- FG Attempts**
3, at Murray St. (12/07/24)
- 3FG Made**
2, at Murray St. (12/07/24)
- 3FG Attempts**
3, 2, at Murray St. (12/07/24)
- FT Made**
1, at Murray St. (12/07/24)
- FT Attempts**
3, at Murray St. (12/07/24)
*Previous four-year university
- SEASON HIGHS**
- Points**
7, at Murray St. (12/07/24)
- Rebounds**
3, at High Point (12/21/24)
- Assists**
1, at High Point (12/21/24)
- Steals**
1, at High Point (12/21/24)
- Blocks**
N/A
- FG Made**
2, at Murray St. (12/07/24)
- FG Attempts**
3, at Murray St. (12/07/24)
- 3FG Made**
2, at Murray St. (12/07/24)
- 3FG Attempts**
3, 2, at Murray St. (12/07/24)
- FT Made**
1, at Murray St. (12/07/24)
- FT Attempts**
3, at Murray St. (12/07/24)

22

JEANINE BRANDSMA
6-1 | Junior | Center
Eguzon Chantome, France | Lycée Ernest Couteaux | Long Island

PLAYER NOTES

- Played in nine games for the Govs, averaging 9.8 minutes.
- Had a career-high 8 points at Murray State, Dec. 7
- Averaging 1.8 points and 2.8 rebounds.



CAREER HIGHS

Points
8, at Murray St (12/07/24)
Rebounds
8, 2 times mr vs. Central Conn. St. (01/19/23)*
Assists
2, at Murray St (12/07/24)
Steals
1, 4 times*
Blocks
2, 3 times mr vs. Wagner (02/11/23)*
FG Made
4, at Murray St (12/07/24)
FG Attempts
6, at Murray St (12/07/24)
3FG Made
N/A
3FG Attempts
1, at Hartford (11/12/22)*
FT Made
2, vs. St. Francis Brooklyn (01/28/23)*
FT Attempts
2, 3 times at Murray St (12/07/24)
*Previous four-year university
SEASON HIGHS
Points
8, at Murray St (12/07/24)
Rebounds
7, vs Mercer (11/24/24)
Assists
2, at Murray St (12/07/24)
Steals
1, at Murray St (12/07/24)
Blocks
N/A
FG Made
4, at Murray St (12/07/24)
FG Attempts
6, at Murray St (12/07/24)
3FG Made
N/A
3FG Attempts
N/A
FT Made
N/A
FT Attempts
2, at Murray St (12/07/24)

Opponent	Date	GS	MIN	Total		3-Pointers		Free throws		Rebounds				PF	A	TO	BLK	STL	PTS	AVG
				FG-FGA	PCT	3FG-3FGA	PCT	FT-FTA	PCT	OFF	DEF	TOT	AVG							
at Vanderbilt	11/08/2024		12:47	0-1	.000	0-0	.000	0-0	.000	1	1	2	2.0	4	0	0	0	0	0	0.0
at Indiana St.	11/15/2024		14:14	1-2	.500	0-0	.000	0-0	.000	2	3	5	3.5	4	1	3	0	0	2	1.0
at Miami (OH)	11/17/2024		07:37	0-0	.000	0-0	.000	0-0	.000	0	0	0	2.3	1	0	2	0	0	0	0.7
Mercer	11/24/2024		13:02	1-1	1.000	0-0	.000	0-2	.000	3	4	7	3.5	0	0	2	0	0	2	1.0
vs Manhattan	11/30/2024		08:03	0-0	.000	0-0	.000	0-0	.000	0	1	1	3.0	0	0	0	0	0	0	0.8
at Fla. Atlantic	12/01/2024		02:45	0-0	.000	0-0	.000	0-0	.000	0	2	2	2.8	1	0	1	0	0	0	0.7
at Murray St.	12/07/2024		17:51	4-6	.667	0-0	.000	0-2	.000	2	2	4	3.0	3	2	1	0	1	8	1.7
at California	12/15/2024		09:49	2-2	1.000	0-0	.000	0-0	.000	1	3	4	3.1	5	0	1	0	0	4	2.0
at High Point	12/21/2024		03:59	0-0	.000	0-0	.000	0-0	.000	0	0	0	2.8	1	1	0	0	0	0	1.8
Totals		0	90:06	8-12	.667	0-0	.000	0-4	.000	9	16	25	2.8	19	4	10	0	1	16	1.8

SEASON	TEAM	GP-GS	MIN/AVG	Field Goals		3-Point		F-Throws		Rebounds				Scoring						
				FG-FGA	FG%	3FG-3FGA	3FG%	FT-FTA	FT%	OFF	DEF	TOT	AVG	PF-FO	A	TO	BLK	STL	PTS	AVG
2022-23	LIU	24-3	184/7.7	10-35	.286	0-1	.000	2-10	.200	16	38	54	2.3	22-0	3	25	8	4	22	0.9
2024-25	APSU	9-0	90/10.0	8-12	.667	0-0	.000	0-4	.000	9	16	25	2.8	19-1	4	10	0	1	16	1.8
TOTAL FOR APSU		9-0	90/10.0	8-12	.667	0-0	.000	0-4	.000	9	16	25	2.8	19-1	4	10	0	1	16	1.8
TOTAL		33-3	274/8.3	18-47	.383	0-1	.000	2-14	.143	25	54	79	2.4	41-1	7	35	8	5	38	1.2

34 JENNY NTAMBWE
5-11 | Junior | Forward
Coon Rapids, Minn. | Coon Rapids HS | Northwestern State | Moberly Area



PLAYER NOTES

- Played in two games for the Govs, making one start.
- Averaging 4.5 points and 4.5 rebounds per game, with a season-high of 8 against Bethel, Nov. 4.
- Made 28 game appearances, averaging 8.6 points and 4.7 rebounds per game at Northwestern State
- Career-high 20 points came at the University of the Incarnate Word, Feb. 17.
- Played in 27 games and made 13 starts in her freshman year at Moberly Area
- Averaged 8.3 points and 5.8 rebounds per game with a 54.8 field-goal percentage, earning her Freshman of the Year honors.

Opponent	Date	GS	MIN	Total		3-Pointers		Free throws		Rebounds				PF	A	TO	BLK	STL	PTS	AVG
				FG-FGA	PCT	3FG-3FGA	PCT	FT-FTA	PCT	OFF	DEF	TOT	AVG							
Bethel (TN)	11/04/2024		20:25	3-5	.600	0-0	.000	2-3	.667	3	3	6	6.0	1	0	1	1	0	8	8.0
at Vanderbilt	11/08/2024	*	16:31	0-3	.000	0-0	.000	1-2	.500	2	1	3	4.5	2	0	0	0	0	1	4.5
Totals		1	36:56	3-8	.375	0-0	.000	3-5	.600	5	4	9	4.5	3	0	1	1	0	9	4.5

SEASON	TEAM	GP-GS	MIN/AVG	Field Goals		3-Point		F-Throws		Rebounds				Scoring						
				FG-FGA	FG%	3FG-3FGA	3FG%	FT-FTA	FT%	OFF	DEF	TOT	AVG	PF-FO	A	TO	BLK	STL	PTS	AVG
2023-24	NW	28-0	502/17.9	97-206	.471	0-1	.000	47-91	.516	31	101	132	4.7	49-0	4	44	2	12	241	8.6
2024-25	APSU	2-1	37/18.5	3-8	.375	0-0	.000	3-5	.600	5	4	9	4.5	3-0	0	1	1	0	9	4.5
TOTAL FOR APSU		2-1	37/18.5	3-8	.375	0-0	.000	3-5	.600	5	4	9	4.5	3-0	0	1	1	0	9	4.5
TOTAL		30-1	538/17.9	100-214	.467	0-1	.000	50-96	.521	36	105	141	4.7	52-0	4	45	3	12	250	8.3

CAREER HIGHS

Points
20, at UIW (02/17/24)*
Rebounds
9, at ULM (12/12/24)*
Assists
1, at UIW (02/17/24) *
Steals
2, at LSU (12/17/24)*
Blocks
1, Texas A&M-Commerce (11/22/23)*
FG Made
8, vs. Houston Christian (01/11/24)*
FG Attempts
15, vs. Arkansas Baptist (11/25/23)*
3FG Made
N/A
3FG Attempts
1, at Nebraska (11/06/23)*
FT Made
6, at UIW (02/17/24)*
FT Attempts
8, at UIW (02/17/24)*
*Previous four-year university

SEASON HIGHS

Points
8, vs. Bethel (11/04/24)
Rebounds
6, vs. Bethel (11/04/24)
Assists
N/A
Steals
N/A
Blocks
1, vs. Bethel (11/04/24)
FG Made
3, vs. Bethel (11/04/24)
FG Attempts
5, vs. Bethel (11/04/24)
3FG Made
N/A
3FG Attempts
N/A
FT Made
2, vs. Bethel (11/04/24)
FT Attempts
3, vs. Bethel (11/04/24)

LAST TIME IT HAPPENED (TEAM)

POINTS & QUARTER SCORING

Single-Game Scoring record: 116, vs. Fort Campbell, Nov. 12, 1979
Scored 80+ points in a game: vs. Bryan (90), Dec. 16, 2023
Scored 90+ points in a game: vs. Bryan (90), Dec. 16, 2023
Scored 95+ points in a game: at Mississippi Valley State (100), Nov. 18, 2019
Scored 100+ points in a game: vs. Kentucky Wesleyan (103), Nov. 5, 2019
Scored 110+ points in a game: vs. Fort Campbell (111), Jan. 5, 1981
Scored 30+ points in a quarter: vs. Bethel (32, 1st qtr), Nov. 4, 2024
Scored 50+ points in a half: vs. Bryan (52, 1st half), Dec. 16, 2023
Scored 60+ points in a half: vs. Kentucky Wesleyan (68, 1st half), Nov. 5, 2019

FIELD GOALS & THREE POINTERS

Most field goals made in a game record: 44, vs. Bethel, Dec. 12, 1992
Most three pointers made in a game record: 18, vs. Kentucky Wesleyan, Nov. 5, 2019
Made 30+ field goals in a game: at Murray State (30), Dec. 7, 2024
Made 35+ field goals in a game: vs. Pikeville (35), Nov. 21, 2021
Shot 55+ percent in a game: vs. UT Southern. (26-of-47 .553), Dec. 28, 2024
Shot 60+ percent in a game: at Queens (20-of-33, .606), Jan. 2, 2023
Shot 50+ percent in back-to-back games: at High Point (.500), Dec. 21, 2024 and vs. UT Southern (.553), Dec. 18, 2024.
Made 10+ three-point field goals: at Murray State (10), Dec. 7, 2024
Made 15+ three-point field goals: vs. Evansville (16), Nov. 21, 2019
Made 10+ three-pointers in back-to-back games: at SIUE (10), Jan. 7 and at Eastern Illinois (11), Jan. 9, 2021.
Shot 50+ percent from three-point range in back-to-back games (min. 6 made per game): at Tennessee State (8-of-11, .727), Jan. 22, and Vs. Belmont (8-of-15, .533), Jan. 27, 2022
Shot 60 percent from three-point range (min. 6 made): vs. Stephen F. Austin (6-of-10, .600), Dec. 21, 2023
Consecutive Games w/ a 3-pointer: 14
Last game without a 3-point field goal: At Bellarmine, Mar. 2, 2024

FREE THROWS & PERCENTAGES

Single-Game Made Free Throw Record: 36, vs. Evansville Nov. 28, 1995
Made 20+ free throws: vs. Jacksonville (21), Feb. 10, 2024
Made 25+ free throws: vs. Kansas City (26), Nov. 24, 2023
Made 30+ free throws: at Queens (31), Feb. 3, 2024
Attempted 30+ free throws: vs. Kansas City (39), Nov. 24, 2023
Attempted 40+ free throws: at Queens (41), Feb. 3, 2024
Shot 90 percent from free-throw line (min. 10 made): vs. North Alabama (13-of-14, .905), Feb. 24, 2024
Shot 100 percent from free-throw line: Vs. UT Martin (7-for-7), Feb. 12, 2021.

REBOUNDS

Grabbed 40+ rebounds: at Lipscomb (48), Feb. 17, 2024
Grabbed 50+ rebounds: vs. UT Southern (52), Dec. 21, 2021
Grabbed 55+ rebounds: vs. Tennessee State (57), Jan. 17, 2022

ASSISTS

Dished out 20+ assists: vs. SIUE (20), Jan. 17, 2022
Dished out 25+ assists: Vs. Kentucky Wesleyan (25), Nov. 5, 2019

STEALS

Recorded 12+ steals: at California (12), Dec. 15, 2024
Recorded 15+ steals: at Murray State (17), Dec. 19, 2020
Recorded 18+ steals: Vs. Evansville (18), Nov. 21, 2019
Recorded 20+ steals: Vs. Bethel (26, program record), Dec. 25, 1995

BLOCKS

Blocked 5 shots: vs. FAU (6), Dec. 1, 2024
Blocked 10 shots: vs. Lipscomb (10), Feb. 17, 2024
Blocked 12 shots: Vs. Cumberland (12), Nov. 24, 2003

ABOUT 100-POINT GAMES...

Games since last 100-point outing: 153
Number of 100-point games: 19
The last time APSU scored 100+ points (Overall): at Mississippi Valley State (W, 100-82) Nov. 18, 2019
The last time APSU scored 100+ points (Conference game): vs. Eastern Kentucky (W, 100-65) Jan. 3, 2018
Number of times APSU has scored 100+ points all-time (record): 19 (18-1)
Number of 100-point games during Young Era (record): 0 (0-0)
Number of times opponent has scored 100+ points all-time (APSU record): 20 (2-18)

ABOUT OVERTIME CONTESTS...

APSU all-time record in overtime: 26-22
APSU all-time record in overtime during Young Era: 2-2
Won an overtime game: vs. New Mexico State (57-55), Dec. 20, 2023
Lost an overtime game: at Mercer (75-78), Dec. 2, 2023
Played two overtimes: at Mercer (L, 75-78), Dec. 2, 2023

LAST TIME IT HAPPENED (INDIVIDUAL)

POINTS

Scored 25+ points: Sa'Mya Wyatt (26), vs. Indiana State, Nov. 17, 2024
Scored 30+ points: Arielle Gonzalez-Varner (32), vs. Mississippi Valley, Nov. 19, 2018
Scored 35+ points: Tiasha Gray (38) at Belmont, Jan. 16, 2016
Scored 40+ points: Tomika Secrest (43) vs. Bethel College, Dec. 12, 1992 [school record]
Two players with 20+ points: Shamarre Hale (27) and La'Nya Foster (24) vs. Kennesaw State, Mar. 8, 2024
Three players with 20+ points: Brooke Armistead (22), Ashley Haynes (27) and Paige Smith (20) vs. Eastern Kentucky, Feb. 27, 2003
Five Players with 10+ points: Nariyah Simmons (10), Anala Nelson (10), Anovia Sheals (13), Sa
Six Players with 10+ points: Mariah Adams (16), Tiya Douglas (13), Shamarre Hale (12), Yamia Johnson (11), Gabby Smalls (11), Jada Roberson (10), at Eastern Kentucky, Feb. 4, 2023.
Everyone who plays, scores: vs. Murray State, Dec. 7, 2024

REBOUNDS

Grabbed 10+ rebounds: La'Nya Foster (11), vs UT Southern, Dec. 28, 2024
Grabbed 15+ rebounds: Arielle Gonzalez-Varner (17) vs. Illinois State, Dec. 29, 2019
Grabbed 20+ rebounds: Arielle Gonzalez-Varner (23) vs. Mississippi Valley, Nov. 19, 2018 [school record]
Two players with 10+ rebounds: Shamarre Hale (11) and La'Nya Foster (10) Lipscomb, Jan. 20, 2024
Three players with 10+ rebounds: Tiasha Gray (12), Tearra Banks (10) and Jennifer Nwokocha (10) vs. Tennessee State, Jan. 17, 2015
Scored 20+ points, grabbed 20+ rebounds:
Arielle Gonzalez-Varner (32p/23r), vs. Mississippi Valley, Nov. 19, 2018
Scored 30+ points, grabbed 20+ rebounds:
Arielle Gonzalez-Varner (32p/23r), vs. Mississippi Valley, Nov. 19, 2018 (only known 30p, 20r game in school history)

ASSISTS

Dished out 8+ assists: Anala Nelson (9) vs. Lipscomb, Feb. 17, 2024
Dished out 10+ assists: Bri Williams (10) vs. Evansville, Dec. 2, 2017
Dished out 12+ assists: Tiasha Gray (13) at Morehead State, Jan. 20, 2016

BLOCKS

Blocked 3+ shots: La'Nya Foster (4) at High Point, Dec. 21, 2024
Blocked 5+ shots: Kristen Stainback (5) vs. SIU Edwardsville, Feb. 19, 2015
Blocked 6+ shots: Gerlonda Hardin (6) at Morehead State, Feb. 3, 2003
Blocked 7+ shots (program record): Gerlonda Hardin (7) Vs. Eastern Illinois, Jan. 22, 2004

STEALS

Grabbed 5+ steals: Alyssa Hargrove (5), at Central Arkansas, Jan. 13, 2024
Grabbed 6+ steals: Mahogany Vaught (6), Vs. Cumberland, Nov. 7, 2022
Grabbed 7+ steals: La'Nya Foster (7) at High Point, Dec. 21, 2024

INDIVIDUAL SCORING STREAKS

Scoring 10+ points in 10+ consecutive games: Shamarre Hale, Dec. 30, 2023 - Feb. 29, 2024 (16 games)
Scoring 10+ points in 15+ consecutive games: Shamarre Hale, Dec. 30, 2023 - Mar. 2, 2024 (17 games)
Scoring 10+ points in 20+ consecutive games: Tearra Banks, Nov. 27, 2016 - Feb. 18, 2017 (21 games)
Scoring 10+ points in 25+ consecutive games: Tiasha Gray, Feb. 4, 2015– March 3, 2016 (38 games)
Scoring 10+ points in 30+ consecutive games: Tiasha Gray, Feb. 4, 2015– March 3, 2016 (38 games)
Scoring 10+ points in 35+ consecutive games: Tiasha Gray, Feb. 4, 2015 - March 3, 2016 (38 games)
Scoring 10+ points in 40+ consecutive games: Brooke Armistead, Feb. 3, 2001-Dec. 15, 2002 (school-record 48 games)
Scoring 20+ points in three consecutive games: Tearra Banks, Jan. 21-Feb. 15, 2017 (7 games)
Scoring 20+ points in four consecutive games: Tearra Banks, Jan. 21-Feb. 15, 2017 (7 games)
Scoring 20+ points in five consecutive games: Tearra Banks, Jan. 21-Feb. 15, 2017 (7 games)
Scoring 20+ points in six consecutive games: Tearra Banks, Jan. 21-Feb. 15, 2017 (7 games)
Scoring 20+ points in seven consecutive games: Tearra Banks, Jan. 21-Feb. 15, 2017
Scoring 30+ points in consecutive games: Tiasha Gray at Murray State (36), Feb. 21, 2015 and at Southeast Missouri (36), Feb. 28, 2015

DOUBLE-DOUBLE INFO

Recorded a Double-Double (points and rebounds): Shamarre Hale (16pts/11reb) vs UT Southern, Dec. 28, 2024
Recorded a Double-Double (points and assists): Bri Williams (10 pts/10 asts) vs. Evansville, Dec. 2, 2017
Two players with Double-Doubles in same game: Shamarre Hale (16pts/11reb) and La'Nya Foster (11pts/10reb) vs. Lipscomb, Jan. 20, 2024
Double-Doubles in consecutive games: Shamarre Hale vs. Eastern Kentucky (15 pts/12 rebs), Jan. 6, 2024 & vs. North Alabama (10 pts/12 rebs), Jan. 11, 2024
Double-Doubles in three consecutive games: Shamarre Hale, Jan. 4-11, 2024 (3 games)
Double-Doubles in four consecutive games: April Thomas, Feb. 7-21, 2009 (4 games)
Double-Doubles in five consecutive games: Ashley Haynes, Jan. 28-Feb. 18, 2006 (8 games)
Double-Doubles in six consecutive games: Ashley Haynes, Jan. 28-Feb. 18, 2006 (8 games)
Double-Doubles in seven consecutive games: Ashley Haynes, Jan. 28-Feb. 18, 2006 (8 games)
Double-Doubles in eight consecutive games: Ashley Haynes, Jan. 28-Feb. 18, 2006 (8 games)
Double-Doubles in nine consecutive games: Ashley Haynes, Nov. 25-Dec. 30, 2005 (9 games)

TRIPLE-DOUBLE INFO

Recorded a Triple-Double (any combination): Tiasha Gray (12 pts/10 rebs/12 asts) vs. Saint Louis, Dec. 19, 2014 [second known triple-double in program history]

RECORDS

INDIVIDUAL

Most points

43, Tomika Secrest vs. Bethel, 12/12/92

Field Goals Made

19, Tomika Secrest vs. Bethel, 12/12/92

Field Goals Attempted

29, Tiasha Gray vs. Southeast Missouri, 1/4/14

Field Goal Percentage (min. 8 FGM)

1.000 (9-9), D'Shara Booker vs. Murray State, 1/25/21

3-Point Field Goals Made

8, Tiasha Gray at Murray State, 2/21/15

3-Point Field Goals Attempted

16, Stephanie Rogers vs. Southeast Missouri, 1/4/92

3-Point Field Goal Percentage (min. 6 3GM)

.857 (6-7), Kara Bergeron vs. Tennessee State, 1/27/05

Free Throws Made

16, Brooke Armistead vs. Middle Tennessee, 11/27/01

Free Throws Attempted

17, Brooke Armistead vs. Middle Tennessee, 11/27/01

Free Throw Percentage (min. 6 FTM)

1.000 (12-12), Shelby Olszewski vs. Eastern Kentucky, 1/16/12

Most Rebounds

23, Arielle Gonzalez-Varner vs. Mississippi Valley State, 11/19/18

Most Assists

13, Tiasha Gray at Morehead State, 1/20/16

Most Steals

8, Tiasha Gray vs. Oral Roberts, 11/29/14

Most Blocked Shots

7, Gerlonda Hardin vs. Eastern Illinois, 1/22/04

Most Minutes Played

50, Whitney Hanley at Morehead State, 2/29/12

TEAM

Most Points

116, vs. Fort Campbell, 11/12/79

Field Goals Made

44, vs. Bethel, 12/12/92

Field Goals Attempted

89, vs. Cleveland St., 12/31/92

Three-Point Field Goals Made

18, Kentucky Wesleyan, 11/05/19

Three-Point Field Goals Attempted

40, at Tennessee State, 1/4/21

Free Throws Made

36, vs. Evansville, 11/28/95

Free Throws Attempted

50, vs. Evansville, 11/28/95

Rebounds

66, vs. Evansville, 11/28/95

Assists

29, at Morris Brown, 12/20/02

Steals

26, vs. Bethel, 12/25/95

Blocked Shots

12, vs. Cumberland, 11/25/03

Turnovers

39, vs. Middle Tennessee, 12/15/07

NOTE

Only the most recent occurrence of each record is listed here. The complete listing for each record is available in Austin Peay women's basketball record book, available online.

CAREER – 1,000 CAREER POINTS

Rank	Pts	Player	Season
1.	2508	Brooke Armistead	1999-03
2.	1885	Tiasha Gray	2012-16
3.	1863	Gerlonda Hardin	2000-04
4.	1805	Shandra Maxwell	1986-90
5.	1550	Whitney Hanley	2008-12
6.	1497	Ashley Haynes	2002-06
7.	1442	Amanda Behrenbrinker	1994-98
8.	1422	Tearra Banks	2013-17
9.	1326	Tracie Mason	1987-91
10.	1324	Paige Smith	1999-03
11.	1307	Elaine Swafford	1977-81
12.	1211	Georgie Vaughan	1991-95
13.	1206	Golena Rucker	1977-81
14.	1182	Ashley Herring	2007-10
15.	1118	Carrie Thompson	1991-96
16.	1069	Jasmine Rayner	2008-12
17.	1019	Meghan Bussabarger	2009-13
18.	1016	Kristen Stainback	2011-15
19.	1003	Sonja Cox	1992-96

REBOUNDING

Rank	Reb	Player	Season
1.	1198	Golena Rucker	1977-81
2.	1080	Ashley Haynes	2002-06
3.	982	Gerlonda Hardin	2000-04
4.	950	Shandra Maxwell	1986-90
5.	894	Amanda Behrenbrinker	1994-98
6.	836	Joanne Arnold	1978-82
7.	765	Colleen Polzin	1993-97
8.	730	Jasmine Rayner	2008-12
9.	718	Elaine Swafford	1977-81
10.	671	Nicole Jamen	2006-10

FIELD GOALS MADE

Rank	FGM	Player	Season
1.	873	Brooke Armistead	1999-03
2.	767	Shandra Maxwell	1986-90
3.	749	Gerlonda Hardin	2000-04
4.	684	Tiasha Gray	2012-16
5.	625	Ashley Haynes	2002-06
6.	588	Tearra Banks	2013-17
7.	554	Whitney Hanley	2008-12
8.	525	Amanda Behrenbrinker	1994-98
9.	523	Elaine Swafford	1977-81
10.	513	Golena Rucker	1977-81

THREE-POINTERS MADE

Rank	3GM	Player	Season
1.	258	Kera Bergeron	2002-05
2.	243	Paige Smith	1999-03
3.	193	Whitney Hanley	2008-12
4.	172	Tiasha Gray	2012-16
5.	165	Kelly Chavez	1997-02
6.	163	Kristen Stainback	2011-15
7.	161	Brooke Armistead	1999-03
8.	155	Georgie Vaughan	1991-95
9.	153	Maggie Knowles	2018-
10.	135	Falon Baker	2014-18

FREE THROWS MADE

Rank	FTM	Player	Season
1.	601	Brooke Armistead	1999-03
2.	365	Gerlonda Hardin	2000-04
3.	361	Tracie Mason	1987-91
4.	355	Amanda Behrenbrinker	1994-98
5.	345	Tiasha Gray	2012-16
6.	313	Jasmine Rayner	2008-12
7.	299	Brianne Alexander	2014-18
8.	284	Ashley Herring	2007-10
9.	271	Shandra Maxwell	1986-90
10.	261	Elaine Swafford	1977-81

ASSISTS

Rank	AST	Player	Season
1.	537	Kelly Chavez	1997-02
2.	514	Tiasha Gray	2012-16
3.	507	Jeanne Hinchee	1978-82
3.	435	Paige Smith	1999-03
5.	387	Ashley Haynes	2002-06
6.	335	Ashlee McGee	2004-08
	335	Cassandra Peek	2001-05
8.	323	Carrie Thompson	1991-96
9.	322	Tracie Mason	1987-91
10.	320	Nicole Olszewski	2010-14

BLOCKS

Rank	BLK	Player	Season
1.	223	Gerlonda Hardin	2000-04
2.	127	Beth Rates	2013-17
3.	124	Amanda Behrenbrinker	1994-98
4.	119	Ashley Haynes	2002-06
5.	102	Joanne Arnold	1978-82
6.	93	Sonja Cox	1992-96
7.	69	Tracie Mason	1987-91
8.	65	Angelica Suffren	1995-99
9.	63	Dalila Thomas	2009-11
10.	59	Tearra Banks	2013-17

STEALS

Rank	STL	Player	Season
1.	314	Tiasha Gray	2012-16
3.	243	Tracie Mason	1987-91
2.	242	Kelly Chavez	1997-02
4.	224	Amanda Behrenbrinker	1994-98
5.	215	Carrie Thompson	1991-96
6.	211	Angelica Suffren	1995-99
7.	207	Ashley Haynes	2002-06
8.	177	Paige Smith	1999-03
9.	174	Whitney Hanley	2008-12
10.	157	Sonia White	1992-96

GAMES PLAYED

Rank	GP	Player	Season
1.	128	Whitney Hanley	2008-12
	128	Jasmine Rayner	2008-12
3.	124	Gerlonda Hardin	2000-04
4.	123	Nicole Jamen	2006-10
5.	122	Paige Smith	1999-03
6.	120	Nicole Olszewski	2010-14
	120	Brooke Armistead	1999-03
	120	Kelly Chavez	1997-02
9.	119	Cassandra Peek	2001-05
10.	118	Beth Rates	2013-17
	118	Meghan Bussabarger	2009-13
	118	Darcie Warner	2007-11

GAMES STARTED

Rank	GS	Player	Season
1.	119	Paige Smith	1999-03
2.	118	Brooke Armistead	1999-03
3.	117	Kelly Chavez	1997-02
4.	116	Ashley Haynes	2002-06
5.	110	Whitney Hanley	2008-12
	110	Gerlonda Hardin	2000-04
7.	104	Beth Rates	2013-17
8.	103	Sonia White	1992-96
9.	101	Nicole Olszewski	2010-14
10.	94	Keisha Gregory	2015-19
	94	Ashley Herring	2007-10

AUSTIN PEAY WOMEN'S BASKETBALL

TV/RADIO CHART



0 • Nisea Burrell
5-5, Jr., G
Philadelphia, Pa.
Columbia State CC



1 • Jordan Boddie
5-6, So., G
Sanford, Fla.
Indian River State



2 • Nariyah Simmons
5-2, Sr., G
St. Louis, Mo.
Kansas City



3 • Anala Nelson
5-7, Jr., G
Columbia, S.C.
Lower Richland HS



4 • Anovia Sheals
5-10, Fr., G
Daytona Beach, Fla.
Mainland HS




5 • Abby Cater
5-7, Sr., G
Fort Washington, Md.
Trinity Valley CC



10 • La'Nya Foster
5-9, So., G
Riverdale, Ga.
Lovejoy HS



11 • Ja'Niah Newell
5-5, Gr., G
Danville, Ill.
Chicago State



15 • Briana Rivera
5-6, Fr., G
Orlando, Fla.
Lake Highland Prep



20 • Sa'Mya Wyatt
5-II, Fr., F
Powder Springs, Ga.
St. Francis HS



21 • Rose Azmoudeh
5-9, Fr., G
Dix Hills, N.Y.
Half Hollow Hills HS East



22 • Jeanine Brandsma
6-1, Jr., C
Eguzon Chantome, France
Long Island



34 • Jenny Ntambwe
5-11, Jr., F
Coon Rapids, Minn.
Northwestern State



Brittany Young
Head Coach
Fourth season



David Lowery
Associate Head Coach
First season



Peggy Knight
Assistant Coach
Second season



Victoria Morris
Assistant Coach
Second season



Leasia Walker
Assistant Coach
First season