

AUSTIN PEAY
FOOTBALL



**RECORD
BOOK**

**UPDATED TO INCLUDE
THE 2022 SEASON**



**2022 ASUN CONFERENCE CHAMPIONS | 1977 & 2019 OHIO VALLEY CONFERENCE CHAMPIONS
2019 NCAA FCS PLAYOFF QUARTERFINALISTS**

TABLE OF CONTENTS

HONORS & AWARDS

National Awards	2
Conference Awards	2
All-America Honors	3
All-Conference Honors	4
National & Conference Academic Honors	5-6

INDIVIDUAL RECORDS

Passing	7-12
Single-Game Records	7
300-yard Games	7
Starting Debuts	8
Single-Season Records	9
Annual Leaders	10
Career Records	11
2,000-yard Passers	12
Rushing	13-19
Single-Game Records	13
100-yard Games	14-15
Single-Season Records	16
Annual Leaders	17
Career Records	18
1,000-yard Rushers	19
Receiving	20-24
Single-Game Records	20
100-yard Games	21
Single-season Records	22
1,000-yard Receivers	22
Annual Leaders	23
Career Records	24
Total Offense	25-26
Single-Game, Season, & Career Records	25
Annual Leaders	26
All-Purpose Yards	27-28
Single-Game, Season, & Career Records	27
Annual Leaders	28
Scoring	29-30
Single-Game, Season, & Career Records	29
Annual Leaders	30

Point After Try	31
Field Goals	32
Punting	33
Punt Returns	34
Kick Returns	35
Combined Kick Returns	36
Special Teams Scoring	37
Tackles	38
Tackles for Loss	39
Pass Defense	40
Fumbles	41
Defensive Scoring	42

TEAM RECORDS

Team Single Game	43-44
Team Offense Year-by-Year	45
Team Defense Year-by-Year	46
Team Scoring & Special Teams Year-by-Year	47
Team Single-Season Records	48-49

RESULTS & HISTORIES

Annual Summaries	50-52
Year-by-Year Results	53-65
Homecoming Results	66
Overtime Games	67
Games vs. FBS (I-A) Teams	67
Charity Bowl	67
Postseason Recaps	68-70
Series Histories	71-76

ROSTER HISTORY

All-Time Head Coaches	77
All-Time Assistant Coaches	78
All-Time Roster	79-89
APSU Athletics Hall of Fame Inductees	90
Retired Jerseys	90-91
Governors in Professional Football	92

ABOUT AUSTIN PEAY FOOTBALL RECORDS

NOTES: Austin Peay football was one of the three original sports offered by Austin Peay State University beginning in 1930. After playing in various leagues prior to World War II, the Governors were members of the Volunteer State Athletic Conference from 1947-62. Austin Peay has played two stints in the Ohio Valley Conference, the first from 1963-96 and then again from 2007-21. From 1996-2006, Austin Peay played nonscholarship football both as an independent (1997-00, 2006) and as a member of the Pioneer Football League (2001-05). In 2022, Austin Peay played in the ASUN Conference. Following the 2022 season, the ASUN partnered with the Western Athletic Conference (WAC) to form the United Athletic Conference (UAC) -- a football-only league -- which the Governors will compete in for the 2023 season and beyond.

Individual game statistics and their associated records are incomplete prior to 1996 and will be added to this record book as they are digitized. All single-game records – team and individual – are from 1996 to current, unless additional data is available. The athletics communications office is making every effort to improve the single game records sections of this book.

AUSTIN PEAY FOOTBALL

HONORS & AWARDS

NATIONAL AWARDS

STATS FCS EDDIE ROBINSON AWARD

FCS Coach of the Year

Year	Coach	Place
2017	Will Healy	1st
2019	Mark Hudspeth	3rd

STATS FCS BUCK BUCHANAN AWARD

FCS Defensive Player of the Year

Year	Athlete	Place
2017	Jaison Williams, DE	19th
2019	Kordell Jackson, DB	6th
2020	Kordell Jackson, DB	13th
2021	Koby Perry, DB	t-22nd
2022	Antoine Williams, LB	22nd

STATS FCS WALTER PAYTON AWARD

FCS Offensive Player of the Year

Year	Athlete	Place
2002	Jay Bailey, RB	17th
2020	DeAngelo Wilson, WR	15th

STATS FCS JERRY RICE AWARD

FCS Freshman of the Year

Year	Athlete	Place
2020	Draylen Ellis, QB	t-6th
2021	Drae McCray, WR	15th

CONFERENCE AWARDS

OVC OFFENSIVE PLAYER OF THE YEAR

1964	Carlton Flatt, QB/DB
1980	Sonny Defilippis, QB
2020	DeAngelo Wilson, WR

OVC FRESHMAN OF THE YEAR

2017	Jeremiah Oatsvall, QB
2020	Draylen Ellis, QB

ROY KIDD OVC COACH OF THE YEAR

1964	Bill Dupes
1977	James "Boots" Donnelly
2017	Will Healy
2019	Mark Hudspeth

OVC DEFENSIVE PLAYER OF THE YEAR

1977	Bob Bible, LB
1978	Mike Betts, DB
2021	Koby Perry, DB

PFL OFFENSIVE PLAYER OF THE YEAR

2002	South Division: Jay Bailey, RB
------	--------------------------------



Austin Peay head coach Will Healy (right) receives the 2017 STATS FCS Eddie Robinson Award, which recognizes the subdivision's top head coach.

AUSTIN PEAY FOOTBALL

HONORS & AWARDS

ALL-AMERICA TEAM SELECTIONS

CONSENSUS

ALL-AMERICANS

1965	Timothy Chilcutt, DB
1966	John Ogles, FB
1970	Harold Roberts, OE
1977	Bob Bible, LB
1978	Mike Betts, DB
1980	Brett Williams, DE
1982	Charlie Tucker, OL
1992	Richard Darden, DL
2001	Dustin Wilson, LB
2002	Jay Bailey, RB
2019	Kordell Jackson, DB
2020	Kordell Jackson, DB
2020	DeAngelo Wilson, WR
2021	Johnathon Edwards, DB
2021	Koby Perry, DB

To be named a Consensus All-American, players have to be listed on the first team for more than half the All-America teams used in the compilation.

AMERICAN FOOTBALL

COACHES ASSOCIATION

1982	Charles Tucker, OT	1st
2001	Dustin Wilson, LB	1st
2002	Jay Bailey, RB	1st
2019	Kordell Jackson, DB	1st
2020	Kordell Jackson, DB	1st
2020	Bucky Williams, OL	2nd
2021	Koby Perry, DB	1st

ASSOCIATED PRESS

1956	Joe Neal Grisham, RE	HM
1964	Timothy Chilcutt, HB	2nd
1964	Carlton Flatt, QB	HM
1965	Timothy Chilcutt, DB	1st
1965	Ronnie Parson, E	HM
1966	John Ogles, FB	1st
1966	Ronnie Parson, E	HM
1968	Doug Pittenger, DT	HM
1968	Harold Roberts, E	HM
1969	Harold Roberts, E	HM
1970	Harold Roberts, E	1st
1972	Bonnie Sloan, DT	HM
1974	Bob Sizemore, C	HM
1977	Bob Bible, LB	1st
1977	Waddell Whitehead, RB	HM
1977	Ron Sebree, DE	HM
1977	James Green, DT	HM
1977	Mike Betts, DB	HM
1978	Mike Betts, DB	1st
1979	Richard Wozniak, DT	2nd
1980	Brett Williams, DE	1st
1980	Steve Puthoff, WR	3rd
1980	Sonny Defilippis, QB	HM
1982	Charles Tucker, T	2nd
1986	Eddie Walls, LB	HM
2001	Dustin Wilson, LB	2nd
2002	Jay Bailey, RB	1st
2017	Jaison Williams, DL	2nd
2018	Kentel Williams, APB	3rd
2019	Kordell Jackson, DB	1st
2019	Kyle Anderton, OL	2nd
2019	DeAngelo Wilson, WR	2nd
2020	Kordell Jackson, DB	2nd
2021	Johnathon Edwards, DB	1st
2021	Koby Perry, DB	2nd
2022	Demetries Ford, DB	3rd

FCS ATHLETIC DIRECTORS

ASSOCIATION ALL-STAR TEAM

2019	Kordell Jackson, DB
------	---------------------

HERO SPORTS

2017	Kyran Moore, RS	1st
2017	Jaison Williams, DL	3rd
2019	DeAngelo Wilson, WR	1st
2019	JaVaughn Craig, ATH	1st
2019	Kordell Jackson, DB	1st
2019	Kyle Anderton, OL	3rd
2020	Kordell Jackson, DB	1st
2021	Koby Perry, DB	2nd
2021	Johnathon Edwards, DB	3rd

SOPHOMORE ALL-AMERICA

2016	Gunnar Scholato, LB	HM
2017	Jaison Williams, DL	1st
2019	Jack McDonald, LB	HM
2020	Bucky Williams, OL	1st
2021	Draylen Ellis, QB	1st
2021	Terrell Allen, DL	1st
2022	Drae McCray, WR	1st
2022	Antoine Williams, LB	1st

FRESHMAN ALL-AMERICA

2017	Jeremiah Oatsvall, QB	1st
2017	Kordell Jackson, DB	HM
2017	Ahmaad Tanner, RB	HM
2019	Bucky Williams, OL	1st
2021	Drae McCray, WR	1st
2022	Chandler Kirton, OL	1st

STATS PERFORM

2017	Jaison Williams, DL	3rd
2019	Kordell Jackson, DB	1st
2019	DeAngelo Wilson, WR	2nd
2019	Kyle Anderton, OL	2nd
2019	JaVaughn Craig, APB	3rd
2020	Kordell Jackson, DB	1st
2020	DeAngelo Wilson, WR	1st
2021	Koby Perry, DB	1st
2021	Johnathon Edwards, DB	3rd
2022	Antoine Williams, LB	3rd

WALTER CAMP

FOOTBALL FOUNDATION

2019	Kordell Jackson, DB
------	---------------------

DISCONTINUED ALL-AMERICA TEAM SELECTIONS

COLLEGE SPORTING NEWS

SWEET 63 FCS TEAM

2009	Terrence Holt, APB
2010	Terrence Holt, APB
2011	Terrence Holt, APB

DON HANSEN'S WEEKLY

FOOTBALL GAZETTE

I-AA/FCS TEAM		
1992	Richard Darden, DE	2nd

NON-SCHOLARSHIP/MID-MAJOR

1999	Justin Schrader, LB	1st
1999	Michael Farrell, WR	1st
1999	Brian Baker, QB	HM
2000	Dustin Wilson, LB	1st
2000	Matt Reel, DL	2nd
2000	Jay Bailey, RB	HM
2001	Dustin Wilson, LB	1st
2001	Ron Blair, WR	1st
2001	Matt Reel, DL	2nd
2002	Jay Bailey, RB	1st

THE SPORTS NETWORK

I-AA/FCS ALL-AMERICA

1992	Richard Darden, DE	1st
2009	Terrence Holt, APB	2nd

NON-SCHOLARSHIP/MID-MAJOR

2001	Dustin Wilson, LB	1st
2002	Jay Bailey, RB	2nd

The Sports Network was purchased by STATS, Inc. in 2015 and those All-America Teams are a continuation of these teams.

PAUL WILLIAMSON'S

LITTLE ALL-AMERICA

1949	Tom Lincoln, OE	HM
1949	Julius Sneed, OG	HM
1950	L.E. Oakley, OE	1st
1950	Phil Krug, OT	HM
1960	Jack Bushofsky, OG	1st
1961	Clifford Sims, E	HM
1962	Richard Moore, QB	HM
1963	Carlton Flatt, QB	HM

ALL-CONFERENCE SELECTIONS**MISSISSIPPI VALLEY CONFERENCE**

1936 1st: Ernest Mills (RE)
2nd: H.M Sandifer (HB), Fort Roark (T), Richard Workman (G)

VOLUNTEER STATE ATHLETIC CONFERENCE

1946 George Fisher (E)
1947 1st: George Fisher (E)
2nd: Waldo Binkley (T), Tommy Green (G), George Morton (C)
1948 1st: Tom Lincoln (E), Waldo Binkley (T), Ben Fendley (HB)
2nd: George Morton (G), Frank Rubel (QB),
1949 1st: L.E. Oakley (E), Frances Quarles (T), Julius Sneed (G),
Ben Fendley (HB), Sam Reeks (DB)
1950 L.E. Oakley (E), Phil Krug (T), Melton Self (G), Hendricks Fox (C),
Jimmy Drye (HB), Ben Fendley (HB)
1951 Carlton Balthrop (E), Phil Krug (T), Dick Hays (QB)
1954 Ron Clary (T), Virgil Hill (G), Bill Alexander (HB)
1955 Bobby Brown (T), Leon Vaughn (G), Bill Alexander (HB), Virgil Hill (FB)
1956 Joe Neal Grisham (E), Bucky Brown (G), Al McClearn (C),
Cunningham Crow (QB)
1960 Bobby Baumgartner (E), Jack Bushofsky (G), Lee Roy Overtstreet (FB)
1961 Clifford Sims (E), Howard Suiter (T), Bud Coley (G),
Tommy Donnelly (FB)
1962 Claude Clements (E), Rocky Cobb (G), Tommy Donnelly (FB)

OHIO VALLEY CONFERENCE

1964 1st: Ed Bunio (T), Dave Satterfield (C), Tim Chilcutt (DB),
Carlton Flatt (DB)
1965 1st: Ronnie Parson (E), Tommy Dobbs (G), John Ogles (FB),
Tommy Dillard (DT), Bobby Byrd (LB), Andy Toombs (DB),
Tim Chilcutt (DB)
1966 1st: Ronnie Parson (E), Calvin Walter (T), Tommy Dobbs (G),
John Ogles (FB), Andy Toombs (DB)
1967 1st: Harold Roberts (E)
1968 1st: Harold Roberts (E), Howell Flatt (DB)
1969 1st: Harold Roberts (SE)
1970 1st: Harold Roberts (SE)
1971 1st: Jim Hughes (DE), Bonnie Sloan (DT)
1972 1st: Bonnie Sloan (DT)
1974 1st: Robert Tripp (DB)
1976 1st: Les Jones (T), James Green (DL), Bob Bible (LB),
Terry McCabe (LB)
1977 1st: Waddell Whitehead (RB), James Green (DL), Bob Bible (LB),
Ron Sebree (DE), Mike Betts (DB), Lynn Hailstock (DB),
Joe Grimsley (DB)
1979 1st: Richard Wozniak (DL), Lynn Hailstock (DB)
2nd: Stan Burns (OL), Joe Grimsley (DB)
1980 1st: Sonny Defilippis (QB), Steve Puthoff (WR), Brett Williams (DE)
2nd: Charles Tucker (OT), Mark Daniel (DE)
1982 1st: Charles Tucker (T)
1983 1st: Mike Newton (DB)
1984 1st: Ron Shegog (DB), Jim Barlow (DL)
1985 1st: Marlin Chapman (DL), Scott Fox (DE), Ron Shegog (DB)
1986 1st: Eddie Walls (LB)
1987 1st: Roy Berkemeier (OG)
1988 1st: Elzie Anderson (DB)
1992 1st: Richard Darden (DE)
1993 2nd: Michael Swift (DB)
1994 1st: Brian Harvey (DE)
2nd: Steve Haywood (OL)
1995 2nd: Gary Williams (WR), Kirk Pointer (DB)
1996 2nd: Thomas Williams (LB)

I-AA INDEPENDENT

1998 1st: Vince Tweddell (WR)

PIONEER FOOTBALL LEAGUE

2001 South: Brian Baker (QB), Ron Blair (WR), Jay Bailey (RB), Mike Ogg
(TE), Avery Fleming (OT), Mark McClintock (DE), Dustin Wilson (LB),
Thomas Sexton (FS), J.P. Hogan (P)
2002 South: Jay Bailey (RB), Avery Fleming (OT), Mark McClintock (DE),
Jason Busby (LB), Thomas Sexton (DB)
2003 South: Adam Rector (OL), Joe Bell (DL)
2004 South: Jesse Kellogg (QB), Chris Fletcher (RB), Adam Rector (OL),
Steven Young (DE), Charlie Forte (LB), Teddy Carruthers (DB)
2005 South: Chris Fletcher (RB), Wes Proctor (OL), Chase Mitchell (DB),
Bradley Wilson (P)

OHIO VALLEY CONFERENCE

2007 1st: Chris Fletcher (RB)
2nd: Cage Major (OL)
All-Newcomer: Terrence Holt (RS/RB)
2008 1st: Kevis Buckley (DB), Terrence Holt (KR)
2nd: Daniel Becker (LB)
All-Newcomer: Ryan White (RB)
2009 1st: Ryan White (RB), Terrence Holt (RB), Stanley Brooks (OL),
Daniel Becker (LB), Terrence Holt (KR)
2nd: Dee Peeler (DL), Kevis Buckley (DB)
2010 1st: Terrence Holt (KR)
2nd: Terrence Holt (RB)
2011 1st: Amius Smith (DB)
2nd: Ryan White (RB)
2012 All-Newcomer: Reco Williams (RB)
2015 All-Newcomer: Kendall Morris (RB)
2016 2nd: Jared Beard (WR), Kyran Moore (RS), Gunnar Scholato (DB)
All-Newcomer: Kentel Williams (RB/RS)
2017 1st: Jaison Williams (DL), Gunnar Scholato (LB), Kyran Moore (RS)
2nd: Jeremiah Oatsvall (QB), Ryan Rockensuess (OG),
Kyle Anderton (OT)
All-Newcomer: Jeremiah Oatsvall (QB), Ahmaad Tanner (RB),
Kyle Anderton (OT)
2018 1st: Kentel Williams (RB), Jaison Williams (DL), Gunnar Scholato (LB)
2nd: Ethan Self (OG), Byron Glass (C), Malik Davis (DB)
Juanarius Bryant (DB)
2019 1st: JaVaughn Craig (QB), Kentel Williams (RB), Blake Mitchell (C),
Kyle Anderton (OT), Josephus Smith (DT), Kordell Jackson (CB),
Juanarius Bryant (S)
2nd: Shaun Whittinghill (DE), DeAngelo Wilson (WR)
All-Newcomer: Bucky Williams (OG), John Wesley Whiteside (DT)
2020 1st: DeAngelo Wilson (WR), Kordell Jackson (NB), Bucky Williams (OT),
Jack McDonald (ILB)
2nd: Colby McKee (OG), Seth Johnson (OG), Robert Holmes (OT)
All-Newcomer: Draylen Ellis (QB), Brian Snead (RB)
2021 1st: Baniko Harley (WR), Drae McCray (WR), Eugene Minter (WR),
Bucky Williams (OL), Koby Perry (DB), Johnathon Edwards (DB),
Kordell Jackson (NB)
2nd: Draylen Ellis (QB), Colby McKee (OL), Joe Ware (OL), Terrell Allen
(DT), Jack McDonald (LB), Maddux Trujillo (K), Matt Rigney (P)
All-Newcomer: Drae McCray (WR), Maddux Trujillo (K)

ASUN CONFERENCE

2022 Demetries Ford (DB), Chandler Kirton (OL), Drae McCray (WR), Matt
Rigney (P), Shamari Simmons (DB), Maddux Trujillo (K), Antoine Wil-
liams (LB)

AUSTIN PEAY FOOTBALL

HONORS & AWARDS

NATIONAL & CONFERENCE ACADEMIC AWARDS

CSC ACADEMIC ALL-AMERICA TEAM

1974	Gregory Johnson, G (1st)
1998	Vince Tweddell, WR (2nd)
2002	Jay Bailey, RB (2nd)
2005	Jordan Richardson, DL (1st)
2013	Iosua Siliva, DL (2nd) Ben Stansfield, OT (2nd)

CSC ACADEMIC ALL-DISTRICT TEAMS

1992	D.J. Carter, OL Jamie Spicer, RB
1993	D.J. Carter, OL Jamie Spicer, RB Steve Munnell, K
1998	Vince Tweddell, WR Greg Schultheis, DL Jules Hewitt, DL
1999	Justin Schrader, LB
2000	Justin Schrader, LB
2002	Jay Bailey, RB Ben Reust, LB (2nd)
2003	Jordan Richardson, DL (2nd) Demaro Isom, DB (2nd)
2004	Jordan Richardson, DL Steven Young, DL
2005	Jordan Richardson, DL Drew Wilson, DL (2nd)
2006	Drew Wilson, DL Duncan Williams Jr., OL
2007	Duncan Williams Jr., OL (2nd) Daniel Becker, LB (2nd)
2008	Stanley Brooks, OL (2nd) P.R. Morris, DL (2nd)
2009	Stanley Brooks, OL Daniel Becker, LB (2nd)
2011	Josh Carroll, LB Reese Bulmash, DL Iosua Siliva, DL
2012	Iosua Siliva, DL Ben Stansfield, OL
2013	Iosua Siliva, DL Ben Stansfield, OL
2015	Adam Noble, LB
2017	Ryan Rockensuess, OL
2018	Ryan Rockensuess, OL
2020	Jack McDonald, LB
2021	Jack McDonald, LB
2022	Nick Carozza, LB CJ Evans Jr., RB Drae McCray, WR Ethan Myers, LS Maddux Trujillo, K Harrison Wilkes, OL

ARTHUR ASHE SPORTS SCHOLAR AWARD

1993	Jamie Spicer
1996	Jules Hewitt (1st); Aaron Gray (3rd)
1997	Jules Hewitt (1st)
1998	Jules Hewitt (1st)
2002	Justin Garner (3rd)
2003	Jay Bailey (2nd); Demaro Isom (2nd)
2008	Kelvin Young (3rd)
2012	Iosua Siliva
2013	Andrew Montgomery; Bradford Wilmer; Iosua Siliva
2014	Iosua Siliva
2017	Benedict Louis, Jalen Marsalis
2020	Matthew Gayle, Corey Petersen, Jau'Von Young
2023	Luke Reed, Brodie Williams

HAMPSHIRE HONOR SOCIETY

Presented by the National Football Foundation

2007	Drew Wilson
2008	Duncan Williams
2009	P.R. Morris, Kelvin Young
2010	Daniel Becker, Tyler Trent, Stanley Brooks
2011	Brad Williams, Preston Keck
2012	Nick Newsome
2013	Zach Lane
2014	Reese Bulmash, Josh Carroll, Kyle Harrison, Jared Sexton, Iosua Siliva, Ben Stansfield, Gavin Willisson
2015	Hunter Branch, Ben Campbell, Jacob Sexton
2016	Adam Noble, Evan Toby
2017	Trey Salisbury
2019	Ryan Rockensuess, Ethan Self, Gunnar Scholato
2020	Kyle Anderton, Logan Birchfield, Kadeem Goulbourne, Hunter Schmeisser, Pat Walker
2021	Elijah Brown, Lorenzo Frazier, Cameron Miller, Corey Petersen, Nic Screnock
2022	Damion Barber, Garrett Bell, Jack McDonald, Hunter Scholato, William Wilcox

FCS ATHLETIC DIRECTORS ASSOCIATION

ACADEMIC ALL-STAR TEAM

2013	Ben Stansfield, OL
2013	Iosua Siliva, DL
2019	Jack McDonald, LB
2022	CJ Evans Jr., RB

STATS FCS DORIS ROBINSON AWARD FINALISTS

FCS Scholar-Athlete of the Year

2022	Chukwuemeka Manning Jr., DL
------	-----------------------------

NATIONAL & CONFERENCE ACADEMIC AWARDS

WILLIAM V. CAMPBELL TROPHY SEMIFINALISTS

Presented by the National Football Foundation

2000	Justin Schrader
2001	J. Bert Britton
2003	Ben Ruest
2004	Jonathan Taylor
2005	Jordan Richardson
2006	Drew Wilson
2007	James Williams Jr.
2008	P.R. Morris
2009	Daniel Becker
2010	Bradley Williams
2011	Nick Newsome
2012	Wesley Kitts
2013	Ben Stansfield
2014	Ben Campbell
2015	Adam Noble
2016	Trey Salsbury
2018	Ryan Rockensuess
2019	Pat Walker
2020	Blake Mitchell
2021	Jack McDonald

BICKERSTAFF/PACE SCHOLAR-ATHLETE AWARD

Presented by the Middle Tennessee Chapter of the National Football Foundation

1993-94	D.J. Carter
1997-98	Jules Hewitt
1998-99	Vince Tweddell
1998-99	Justin Schrader
1999-00	Justin Schrader
2006-07	Duncan Williams
2012-13	Antwaun Majors

AUSTIN PEAY FOOTBALL

INDIVIDUAL RECORDS

PASSING | SINGLE GAME

PASS ATTEMPTS

	ATT	PLAYER, OPPONENT	SEASON
1.	61	Jake Ryan, at Jacksonville St.	2012
2.	59	Brian Baker, at Virginia-Wise	1999
3.	55	Brian Baker, at Davidson	1999
	55	Draylen Ellis at Eastern Ky.	2021
5.	54	Matt Hicks, at Arkansas St.	1996
	54	Rob Christophel, Eastern Ky.	1983
	54	Draylen Ellis, Tennessee St.	2021
8.	53	Draylen Ellis, at Jacksonville St.	2020
	53	Draylen Ellis, Southeast Mo.	2021
10.	52	Jesse Kellogg, at Campbellsville	2004
	52	Brian Baker, Campbellsville	2001

PASS COMPLETIONS

	CMP	PLAYER, OPPONENT	SEASON
1.	40	Jake Ryan, at Jacksonville St.	2012
	40	Brian Baker, at Va.-Wise	1999
3.	32	Brian Baker, Campbellsville	2001
	32	John Kok, Murray State	1969
5.	29	Mike DiLiello, at Central Ark.	2022
6.	28	Draylen Ellis, at Jacksonville St.	2020
	28	Draylen Ellis, Southeast Mo.	2021
8.	27	Jake Ryan, Tenn. Tech	2012
	27	Brian Baker, at Davidson	1999
	27	Draylen Ellis, at Eastern Ky.	2021

COMPLETION PERCENTAGE

Minimum 10 pass attempts

	PCT	PLAYER, OPPONENT	SEASON
1.	87.5	Jesse Kellogg, Ky. Wesleyan	2003
2.	82.4	Tommy Hays, Murray St.	2016
3.	81.8	Mickey Macius, Murray St.	2014
4.	80.0	Matt Schmitz, at St. Joseph's (IN)	2002
5.	78.9	Jeremiah Oatsvall, Tenn. Tech	2018
6.	78.6	Moulton Burlison, Troy St.	1958
7.	78.3	JaVaughn Craig, Furman	2019
8.	76.9	Mark Cunningham, Bethel (TN)	2007
9.	76.5	Gary Orr, at Tenn. Tech	2007
	76.5	Mark Cunningham, Charleston (WV)	2006

PASS YARDS

	YDS	PLAYER, OPPONENT	SEASON
1.	438	Brian Baker, at Va.-Wise	1999
2.	426	Brian Baker, Campbellsville	2001
3.	383	Mike DiLiello, Miss. Valley St.	2022
4.	375	Jake Ryan, at Jacksonville St.	2012
5.	369	Brian Baker, at Campbellsville	1999
6.	358	Adam Pineo Campbellsville	1998
7.	354	Brian Baker, at Davidson	1999
8.	350	Adam Pineo, at Morehead St.	1997
	350	Draylen Ellis, Morehead St.	2021
10.	349	Brian Baker, Jacksonville	1999

TOUCHDOWN PASSES

	TD	PLAYER, OPPONENT	SEASON
1.	6	Draylen Ellis, at Southeast Mo.	2020
2.	5	Mike DiLiello, Miss. Valley St.	2022
	5	JaVaughn Craig, at Tenn. Tech	2019
	5	Jeremiah Oatsvall, Tenn. Tech	2018
	5	JaVaughn Craig, Tenn. St.	2016
	5	Brian Baker, Ky. Wesleyan	2001
	5	Brian Baker, at Campbellsville	1999
7.	4	Several Times, Most recently by Mike DiLiello, Presbyterian	2022

LONGEST PASS COMPLETION

	YDS	PLAYER, OPPONENT	SEASON
1.	91	Jesse Kellogg, Campbellsville	2003
2.	80	Trey Taylor, Tenn. Tech	2014
3.	79	Trey Taylor, at Tenn. Tech	2015
4.	78	Mike DiLiello, Murray State	2022
5.	76	JaVaughn Craig, at Tenn. Tech	2019
	76	JaVaughn Craig, at Montana St.	2019
7.	75	Jeremiah Oatsvall, at JSU	2018
	75	Trent Caffee, Tenn. Tech	2008
9.	74	Jeremiah Oatsvall, at UCF	2017
10.	73	Jeremiah Oatsvall, Tenn. St.	2018
	73	JaVaughn Craig, Furman	2019
	73	Draylen Ellis, Tenn. Tech	2021

PASSING | 300-YARD GAMES

YDS	C-A-I	TD	PLAYER	OPPONENT	DATE	YDS	C-A-I	TD	PLAYER	OPPONENT	DATE
326	19-31-0	3	Mike DiLiello	at North Alabama	11/5/2022	308	26-34-0	2	Mark Cunningham	Charleston (W.Va.)	10/28/2006
309	18-28-1	3	Mike DiLiello	Murray State	10/15/2022	426	32-52-3	3	Brian Baker	Campbellsville	8/30/2001
383	25-33-0	5	Mike DiLiello	Mississippi Valley State	9/10/2022	354	27-55-5	3	Brian Baker	at Davidson	11/13/1999
345	16-27-0	4	Draylen Ellis	Tennessee Tech	11/20/2021	438	40-59-1	2	Brian Baker	at Virginia-Wise	11/6/1999
350	21-35-0	3	Draylen Ellis	Morehead St.	9/18/2021	349	24-46-2	3	Brian Baker	Jacksonville	10/2/1999
322	24-35-2	4	Draylen Ellis	at Chattanooga	9/2/2021	369	25-33-0	5	Brian Baker	at Campbellsville	9/25/1999
305	16-31-0	4	Draylen Ellis	UT Martin	3/21/2021	323	19-30-1	2	Adam Pineo	at Cumberland (Tenn.)	10/31/1998
322	17-25-0	5	JaVaughn Craig	Tennessee State	11/5/2016	316	20-34-1	3	Adam Pineo	at Jacksonville	10/3/1998
310	27-38-0	4	Jake Ryan	Tennessee Tech	11/17/2012	358	24-43-2	2	Adam Pineo	Campbellsville	8/29/1998
375	40-61-1	3	Jake Ryan	at Jacksonville State	11/10/2012	350	25-36-0	4	Adam Pineo	at Morehead State	9/4/1997
304	23-38-0	3	Jake Ryan	Southeast Missouri	10/27/2012	312	24-49-1	1	Sammy Gholston	at Cincinnati	11/14/1987
314	21-41-0	2	Jake Ryan	Tennessee State	10/1/2011						

AUSTIN PEAY FOOTBALL

INDIVIDUAL RECORDS

PASSING | STARTING DEBUTS

NAME (CLASS)	OPPONENT	DATE	RESULT	C-A-I	YDS	TD	RATING	CAR	YDS	TD
Mike DiLiello (Gr.)	at Western Kentucky	8/27/2022	L, 27-38	14-20-2	123	2	134.66	17	24	1
Sheldon Layman (RFr.)	at Murray State	10/23/2021	W, 47-6	15-24-0	134	2	136.90	12	72	0
Draylen Ellis (Fr.)	at Tennessee Tech	2/21/2021	L, 21-27	11-23-2	165	1	105.04	10	49	1
Jeremiah Oatsvall (Fr.)	Southeast Missouri	10/9/2017	W, 38-31	13-22-0	199	2	165.07	13	73	1
JaVaughn Craig (Fr.)	Tennessee State	11/5/2016	L, 40-41	17-25-0	322	5	242.19	20	144	0
Mickey Macius (Fr.)	Eastern Kentucky	10/4/2014	L, 31-0	11-22-2	53	0	52.05	3	-3	0
Darrien Boone (Fr.)	Chattanooga	9/13/2014	L, 6-42	15-20-0	124	0	127.08	8	6	0
Trey Taylor (Jr.)	at Memphis	8/30/2014	L, 0-63	4-9-1	20	0	40.89	7	6	0
Andrew Spivey (Jr.)	at Tennessee	8/31/2013	L, 0-55	11-22-1	94	0	76.80	2	-5	0
Jake Ryan (RFr.)	at Southeast Mo.	10/10/2009	W, 24-14	9-17-3	93	0	63.60	4	-9	0
T.C. Jennings (So.)	Eastern Kentucky	9/27/2008	L, 10-13	12-23-0	90	1	99.39	11	50	0
Gary Orr (So.)	Jacksonville State	10/11/2007	L, 9-42	5-13-1	54	0	57.97	2	14	0
Trent Caffee (Fr.)	Tennessee Tech	10/6/2007	W, 30-27	1-6-0	18	0	41.87	3	10	0
Mark Cunningham	Southeast Missouri	9/2/2006	L, 13-38	17-28-3	145	1	94.57	5	-28	0
Pat Murphy	at Butler	10/12/2002	W, 40-23	19-29-0	258	2	163.01	6	-5	0
Jesse Kellogg	at Jacksonville	9/28/2002	W, 20-16	7-15-0	67	0	84.19	4	-4	0
John Shepherd (Jr.)	Kentucky Wesleyan	10/21/2000	W, 42-31	15-25-2	217	3	156.51	10	47	0
Matt Schmitz (So.)	Valparaiso	9/23/2000	L, 28-35	2-16-0	62	1	65.68	2	-20	0
Brian Baker (Fr.)	Cumberland	9/2/1999	W, 27-22	10-19-2	143	2	129.54	6	-3	0
Adam Pineo (Jr.)	Morehead State	9/4/1997	L, 43-55	25-36-0	350	4	187.78	6	-9	0
Matt Hicks (Jr.)	at Arkansas State	9/7/1996	L, 0-24	26-54-3	281	0	80.75	7	-22	0
Lance Hoeltke (Fr.)	Eastern Illinois	8/31/1995	L, 13-31	14-22-1	191	2	157.47	—	—	—
Anthony Lee (Jr.)	Murray State	10/8/1994	L, 14-29	10-16-0	166	0	149.65	12	45	—
Jeff Gooch (So.)	Tennessee State	10/16/1993	L, 16-21	3-8-2	23	0	11.65	18	99	0
Daniel Williams (Fr.)	Tennessee State	10/24/1992	L, 14-34	7-15-2	60	1	75.60	16	78	0
David Stooksbury (So.)	Southeast Missouri	9/26/1992	W, 21-16	3-6-1	27	0	54.47	13	114	0
Jay Hampton (Fr.)	Kentucky State	9/21/1991	W, 17-6	5-9-0	51	1	139.82	—	—	—
Kalik Hunter (Fr.)	at Temple	9/15/1990	L, 0-28	3-8-0	22	0	60.60	—	—	—
Reggie Williams (Fr.)	at Tennessee-Martin	9/8/1990	L, 10-24	8-10-0	50	0	122.00	18	78	0
Kerry Severson (Sr.)	at Eastern Illinois	9/21/1989	L, 0-36	5-15-1	25	0	34.00	—	—	—
Tony Policare (Fr.)	at Toledo	10/15/1988	L, 14-38	22-27-1	202	2	161.36	—	—	—
Bill Desmond (Fr.)	at Kentucky State	9/30/1988	W, 20-14	12-25-1	172	1	110.99	—	—	—
Rico Ransom (Jr.)	at Morehead State	10/10/1987	W, 20-13	6-15-1	105	0	85.47	—	—	—
Jerome Morris (So.)	Middle Tennessee	10/3/1987	L, 16-38	4-13-1	23	0	30.25	—	—	—
Sammy Gholston (So.)	Southern Illinois	9/19/1987	L, 3-10	6-13-1	78	0	81.17	21	65	0
Dale Edwards (So.)	at Middle Tennessee	10/26/1985	L, 14-17	22-29-0	242	1	157.34	—	—	—

AUSTIN PEAY FOOTBALL

INDIVIDUAL RECORDS

PASSING | SINGLE SEASON

Minimum 8 games, 125 pass attempts required to qualify for average and efficiency records.

PASS ATTEMPTS

	ATT	PLAYER	SEASON
1.	421	Brian Baker	1999
2.	419	Jesse Kellogg	2004
3.	406	JaVaughn Craig	2019
4.	363	Jake Ryan	2012
5.	353	Draylen Ellis	2021
6.	328	Mike DiLiello	2022
7.	326	Mark Cunningham	2006
8.	309	Jesse Kellogg	2003
9.	275	Kerry Severson	1989
10.	271	Adam Pineo	1998

TOUCHDOWN PASSES

	TDS	PLAYER	SEASON
1.	28	JaVaughn Craig	2019
2.	25	Brian Baker	1999
3.	21	Mike DiLiello	2022
4.	20	Jeremiah Oatsvall	2018
5.	19	Draylen Ellis	2021
6.	18	Jake Ryan	2012
7.	16	Brian Baker	2001
8.	14	Draylen Ellis	2020
9.	13	Jesse Kellogg	2004
	13	Dennis Dyer	1968
	13	Rodney Rogers	1965

PASS EFFICIENCY

	RAT	PLAYER	SEASON
1.	142.8	Jeremiah Oatsvall	2018
2.	140.4	JaVaughn Craig	2019
3.	139.2	Brian Baker	2001
4.	138.1	Mike DiLiello	2022
5.	135.8	Jeremiah Oatsvall	2017
6.	130.1	Draylen Ellis	2021
7.	128.1	Brian Baker	1999
8.	126.7	Timarioius Mitchell	2016
9.	123.8	Draylen Ellis	2020
10.	122.2	Mark Cunningham	2006

PASS COMPLETIONS

	CMP	PLAYER	SEASON
1.	247	Brian Baker	1999
2.	234	JaVaughn Craig	2019
3.	207	Jake Ryan	2012
4.	200	Mike DiLiello	2022
5.	197	Mark Cunningham	2006
6.	192	Draylen Ellis	2021
7.	190	Jesse Kellogg	2004
8.	157	Jesse Kellogg	2003
9.	148	Brian Baker	2001
10.	144	Adam Pineo	1998

PASS COMPLETION PERCENTAGE

	PCT	PLAYER	SEASON
1.	61.9	Brian Baker	2001
2.	61.0	Mike DiLiello	2022
3.	60.4	Mark Cunningham	2006
4.	58.7	Brian Baker	1999
5.	57.7	Timarioius Mltchell	2016
6.	57.6	JaVaughn Craig	2019
7.	57.0	Jake Ryan	2012
8.	56.7	Jeremiah Oatsvall	2017
9.	54.4	Draylen Ellis	2021
10.	53.6	Randy Christophel	1975

PASSING YARDS/GAME

	YPG	PLAYER	SEASON
1.	262.6	Draylen Ellis	2021
2.	255.4	Brian Baker	1999
3.	222.5	Mike DiLiello	2022
4.	213.9	JaVaughn Craig	2019
5.	209.0	Brian Baker	2001
	209.0	Adam Pineo	1998
7.	203.3	Mark Cunningham	2006
8.	191.3	Jake Ryan	2012
9.	185.2	Jesse Kellogg	2004
10.	164.5	Jesse Kellogg	2003

PASSING YARDS

	YDS	PLAYER	SEASON
1.	3208	JaVaughn Craig	2019
2.	2809	Brian Baker	1999
3.	2626	Draylen Ellis	2021
4.	2447	Mike DiLiello	2022
5.	2236	Mark Cunningham	2006
6.	2104	Jake Ryan	2012
7.	2037	Jesse Kellogg	2004
8.	1881	Brian Baker	2001
	1881	Adam Pineo	1998
10.	1809	Jesse Kellogg	2003

AUSTIN PEAY FOOTBALL

INDIVIDUAL RECORDS

PASSING | ANNUAL LEADERS

By total yards; (N) NCAA Statistical Champion.

YEAR	PLAYER	C-A-I	YARDS	TD	YEAR	PLAYER	C-A-I	YARDS	TD
1959	Pratt Busby	21-55-3	337	2	1991	Reggie Williams	45-107-5	773	5
1960	Richard Moore	30-61-7	505	7	1992	Daniel Williams	16-41-4	225	3
1961	Cobb Parker	29-82-7	335	0	1993	Jeff Gooch	33-71-4	431	1
1962	Richard Moore	52-123-7	600	4	1994	Anthony Lee	37-74-1	698	4
1963	Carlton Flatt	39-76-3	579	2	1995	Lance Hoeltke	119-256-17	1570	9
1964	Carlton Flatt	41-85-4	740	11	1996	Matt Hicks	87-199-11	738	2
1965	Rodney Rogers	40-101-6	833	13	1997	Adam Pineo	84-161-2	1044	5
1966	Carl Williams	58-141-18	1103	6	1998	Adam Pineo	144-271-12	1881	10
1967	Carl Williams	41-109-6	445	6	1999	Brian Baker	247-421-13	2809	25
1968	Dennis Dyer	99-1204-14	1354	13	2000	John Shephard	57-128-10	680	6
1969	Dennis Dyer	85-213-25	977	5	2001	Brian Baker	148-239-13	1881	16
1970	David Walker	48-98-12	482	4	2002	Matt Schmitz	71-146-6	796	4
1971	Tom Thoss	31-79-7	369	0	2003	Jesse Kellogg	157-309-13	1809	8
1972	Rick Christophel	37-96-8	518	2	2004	Jesse Kellogg	190-419-19	2037	13
1973	Rick Christophel	74-173-15	906	8	2005	Jesse Kellogg	118-252-12	1082	5
1974	Rick Christophel	64-115-11	649	4	2006	Mark Cunningham	197-326-13	2236	12
1975	Randy Christophel	96-179-15	1052	3	2007	Gary Orr	53-106-5	735	2
1976	Randy Christophel	91-194-10	895	6	2008	Trent Caffee	63-116-4	732	7
1977	Randy Christophel	58-135-8	823	6	2009	Jake Ryan	47-124-10	593	1
1978	Steve Brewer	52-97-8	672	7	2010	Jake Ryan	107-212-11	1120	7
1979	Steve Brewer	73-158-14	1014	7	2011	Jake Ryan	136-256-15	1478	12
1980	Sonny Defilippis	107-251-16	1618	12	2012	Jake Ryan	207-363-10	2104	18
1981	Mike Katzman	57-126-4	818	8	2013	Andrew Spivey	76-147-4	674	0
1982	Mike Katzman	111-229-11	1247	2	2014	Mickey Macius	55-96-5	578	6
1983	Rob Christophel	70-159-9	683	3	2015	Trey Taylor	130-255-4	1058	6
1984	Rickey Rice	52-102-7	776	2	2016	Timarious Mitchell	90-156-4	1101	7
1985	Dale Edwards	70-142-8	805	4	2017	Jeremiah Oatsvall	80-141-4	1148	7
1986	Dale Edwards	130-259-9	1623	8	2018	Jeremiah Oatsvall	104-201-10	1631	20
1987	Sammy Gholston	74-175-13	1023	2	2019	JaVaughn Craig	234-406-13	3208	28
1988	Tony Policare	58-114-7	589	3	2020	Draylen Ellis	104-201-4	1270	14
1989	Kerry Severson	133-275-12	1218	6	2021	Draylen Ellis	192-353-8	2626	19
1990	Kailik Hunter	39-99-4	401	0	2022	Mike DiLiello	200-328-11	2447	21

AUSTIN PEAY FOOTBALL

INDIVIDUAL RECORDS

PASSING | CAREER

Minimum 16 games, 250 pass attempts required to qualify for average and efficiency records.

PASS ATTEMPTS

	ATT	PLAYER	SEASONS
1.	1063	Jesse Kellogg	2001-05
2.	955	Jake Ryan	2008-12
3.	838	Brian Baker	1998-01
4.	609	Randy Christophel	1975-78
5.	607	JaVaughn Craig	2016-19
6.	554	Draylen Ellis	2020-21
7.	507	Dennis Dyer	1967-69
8.	484	Mark Cunningham	2004-07
9.	467	Jeremiah Oatsvall	2017-20
10.	449	Dale Edwards	1985-87

TOUCHDOWN PASSES

	TDS	PLAYER	SEASONS
1.	48	Brian Baker	1998-01
2.	39	JaVaughn Craig	2016-19
3.	38	Jake Ryan	2008-12
4.	33	Draylen Ellis	2020-21
5.	30	Jeremiah Oatsvall	2017-20
6.	26	Jesse Kellogg	2001-05
7.	24	Dennis Dyer	1967-69
8.	21	Mike DiLiello	2022-
9.	20	Mark Cunningham	2004-07
10.	19	Steve Brewer	1976-79

PASS EFFICIENCY

	RAT	PLAYER	SEASONS
1.	132.9	JaVaughn Craig	2016-19
2.	129.2	Jeremiah Oatsvall	2017-20
3.	127.8	Draylen Ellis	2020-21
4.	125.0	Brian Baker	1998-01
5.	122.3	Mark Cunningham	2004-07
6.	114.6	Adam Pineo	1997-98
7.	108.8	Dale Edwards	1985-87
8.	106.0	Steve Brewer	1976-79
9.	105.9	Timarious Mitchell	2012-16
10.	102.1	Jake Ryan	2008-12

PASS COMPLETIONS

	CMP	PLAYER	SEASONS
1.	504	Jesse Kellogg	2001-05
2.	497	Jake Ryan	2008-12
3.	488	Brian Baker	1998-01
4.	342	JaVaughn Craig	2016-19
5.	296	Draylen Ellis	2020-21
6.	291	Randy Christophel	1975-78
7.	286	Mark Cunningham	2004-07
8.	251	Jeremiah Oatsvall	2017-20
9.	233	Dale Edwards	1985-87
10.	228	Adam Pineo	1997-98

PASS COMPLETION PERCENTAGE

	PCT	PLAYER	SEASONS
1.	59.1	Mark Cunningham	2004-07
2.	58.2	Brian Baker	1998-01
3.	56.3	JaVaughn Craig	2016-19
4.	53.7	Jeremiah Oatsvall	2017-20
5.	53.4	Draylen Ellis	2020-21
6.	52.8	Adam Pineo	1997-98
7.	52.1	Gary Orr	2005-09
8.	52.0	Jake Ryan	2008-12
9.	51.9	Dale Edwards	1985-87
10.	51.1	Rickey Rice	1981, 83-85

PASSING YARDS PER GAME

	YPG	PLAYER	SEASONS
1.	243.5	Draylen Ellis	2020-21
2.	180.2	Brian Baker	1998-01
3.	132.4	Jake Ryan	2008-12
4.	130.6	Jesse Kellogg	2001-05
5.	124.8	Sonny Defilippis	1979-80
6.	124.8	Jeremiah Oatsvall	2017-19
7.	124.1	Dale Edwards	1985-87
8.	120.4	JaVaughn Craig	2016-19
9.	108.7	Mike Katzman	1981-82
10.	92.4	Dennis Dyer	1967-69

PASSING YARDS

	YDS	PLAYER	SEASONS
1.	5587	Brian Baker	1998-01
2.	5353	Jesse Kellogg	2001-05
3.	5295	Jake Ryan	2008-12
4.	4454	JaVaughn Craig	2016-19
5.	3896	Draylen Ellis	2020-21
6.	3495	Jeremiah Oatsvall	2017-19
7.	3241	Randy Christophel	1975-78
8.	3235	Mark Cunningham	2004-07
9.	2925	Adam Pineo	1997-98
10.	2855	Dale Edwards	1985-87

AUSTIN PEAY FOOTBALL

INDIVIDUAL RECORDS

PASSING | 2,000-YARD PASSERS

1. 3208 JAVAUHGN CRAIG 2019

DTE	OPPONENT	C-A-I	YDS	TD
A29	North Carolina Central	0-0-0	0	0
S07	Central Arkansas	14-30-1	185	1
S14	at Mercer	18-32-0	252	1
S21	at East Tennessee	18-36-2	218	1
S28	Jacksonville State	15-21-0	220	2
O12	Southeast Missouri	17-28-0	243	2
O19	at Tennessee State	18-35-2	291	2
O26	at Tennessee Tech	16-23-0	294	5
N02	at Eastern Kentucky	21-35-0	238	3
N09	UT Martin	17-27-1	255	0
N16	at Murray State	11-23-2	136	2
N23	Eastern Illinois	15-28-2	235	3
N30	Furman	18-23-0	264	3
D07	at Sacramento State	18-28-1	204	2
D13	at Montana State	18-37-2	173	1
TOTAL		234-406-13	3208	28

2. 2809 BRIAN BAKER 1999

DTE	OPPONENT	C-A-I	YDS	TD
S02	Cumberland	10-19-2	143	2
S11	Samford	20-34-0	157	0
S18	at Dayton	25-40-2	240	3
S25	at Campbellsville	25-33-0	369	5
O02	Jacksonville	24-46-2	349	3
O16	at Charleston Southern	18-36-0	108	1
O23	Kentucky Wesleyan	19-30-0	247	3
O30	at Morehead State	18-35-0	150	1
N06	at Virginia-Wise	40-59-1	438	2
N13	at Davidson	27-55-5	354	3
N20	Valparaiso	21-34-1	254	2
TOTAL		247-421-13	2809	25

3. 2626 DRAYLEN ELLIS 2021

DTE	OPPONENT	C-A-I	YDS	TD
S02	at Chattanooga	24-35-2	322	4
S11	at Mississippi	22-40-0	226	1
S18	Morehead State	21-35-0	350	3
S25	at Eastern Kentucky	27-55-3	298	1
O02	Tennessee State	25-54-0	254	1
O09	Southeast Missouri	28-53-3	259	0
O23	at Murray State	0-0-0	0	0
O30	at UT Martin	0-0-0	0	0
N06	Eastern Illinois	11-22-0	278	3
N13	at Tennessee State	18-32-0	294	2
N20	Tennessee Tech	16-27-0	345	4
TOTAL		192-353-8	2626	19

4. 2447 MIKE DILIELLO 2022

DTE	OPPONENT	C-A-I	YDS	TD
A27	at Western Kentucky	14-20-2	123	2
S03	Presbyterian	18-27-0	254	4
S10	Mississippi Valley State	25-33-0	383	5
S17	at Alabama A&M	7-22-0	100	2
S24	Eastern Kentucky	17-33-2	172	1
O01	at Central Arkansas	29-44-1	248	0
O15	Murray State	18-28-1	309	3
O29	Jacksonville State	12-30-2	181	1
N05	at North Alabama	19-31-0	326	3
N12	at Kennesaw State	21-28-1	204	0
N19	at Alabama	20-32-2	147	0
TOTAL		200-328-11	2447	21

5. 2236 MARK CUNNINGHAM 2006

DTE	OPPONENT	C-A-I	YDS	TD
S02	Southeast Missouri	17-28-3	145	1
S09	at Cumberland	15-24-0	218	2
S16	at Samford	15-22-0	147	0
S23	at Dayton	19-31-2	253	2
S30	Tennessee-Martin	21-35-2	297	1
O14	at Missouri-Rolla	11-21-1	101	1
O21	Cumberlands	19-35-1	214	1
O28	Charleston (W.Va.)	26-34-0	308	2
N04	North Greenville	23-35-2	261	2
N11	at Morehead State	8-23-0	107	0
N18	at Western Kentucky	23-38-2	185	0
TOTAL		197-326-13	2236	12

6. 2104 JAKE RYAN 2012

DTE	OPPONENT	C-A-I	YDS	TD
S01	at Western Kentucky	2-10-1	11	0
S08	at Virginia Tech	8-21-2	62	0
S15	at Tennessee State	25-48-2	271	2
S22	UT Martin	9-23-2	99	0
S29	at Eastern Illinois	23-44-0	210	1
O06	Murray State	25-40-0	246	1
O13	at Eastern Kentucky	19-32-2	178	2
O27	Southeast Missouri	23-38-0	304	3
N03	Culver-Stockton	6-8-0	38	2
N10	at Jacksonville State	40-61-1	375	3
N17	Tennessee Tech	27-38-0	310	4
TOTAL		247-421-13	2809	25

7. 2037 JESSE KELLOGG 2004

DTE	OPPONENT	C-A-I	YDS	TD
S04	at Campbellsville	22-52-4	197	1
S11	at Valparaiso	20-35-0	191	1
S18	Tennessee-Martin	23-45-2	217	2
S25	Dayton	10-27-0	76	0
O02	at Butler	16-34-1	249	1
O09	Morehead State	23-43-3	273	1
O16	at Jacksonville	22-49-2	213	1
O23	at St. Joseph's (Ind.)	13-24-1	147	1
O30	Charleston (W.Va.)	19-37-2	196	3
N06	Davidson	9-31-2	94	0
N13	at Stillman	13-42-2	184	2
TOTAL		247-421-13	2809	25

AUSTIN PEAY FOOTBALL

INDIVIDUAL RECORDS

RUSHING | SINGLE GAME

CARRIES

	PLAYS	PLAYER, OPPONENT	SEASON
1.	47	Jay Bailey, at Ky. Wesleyan	2002
2.	41	Jay Bailey, Cumberland	2002
3.	37	Chris Fletcher, Davidson	2004
4.	36	John Ogles, Tennessee-Martin	1966
5.	35	Omar Williams, Jacksonville St.	2013
6.	34	Jay Bailey, at St. Joseph's (Ind.)	2002
7.	32	Ryan White, at Southeast Mo.	2009
	32	Ryan White, Eastern Ky.	2009
9.	31	Chris Fletcher, Cumberlands	2006
	31	Travis Adams, Tennessee-Martin	1997

RUSHING YARDS

	YDS	PLAYER, OPPONENT	SEASON
1.	244	Floyd Jones, Morehead St.	1981
2.	228	Ryan White, at Southeast Mo.	2009
3.	227	Brian Snead, Tenn. St.	2020
4.	226	Jacob Dickson, Tennessee-Martin	1996
5.	213	Jay Bailey, Morehead St.	2002
6.	210	Ryan White, Newberry	2009
7.	207	Jay Bailey, at Butler	2002
8.	205	Jay Bailey, at Ky. Wesleyan	2002
9.	203	Kentel Williams, Morehead St.	2017
10.	201	Jay Bailey, Davidson	2002

YARDS PER RUSH

	YPR	PLAYER, OPPONENT	SEASON
1.	13.7	JaVaughn Craig, Sacramento St.	2019
2.	13.1	Otis Gerron, at Mercer	2014
3.	12.1	Mike DiLiello, Eastern Kentucky	2022
4.	11.6	Kentel Williams, N.C. Central	2019
5.	11.1	Jay Bailey, at Valparaiso	2000
6.	11.0	Terrence Holt, Eastern Ky.	2009
7.	10.9	Wesley Kitts, at Western Ky.	2012
8.	10.8	Chris Fletcher, Jacksonville	2005
9.	10.5	JaVaughn Craig, at Southeast Mo.	2016
10.	10.1	Terrence Holt, Newberry	2009
	10.1	Chris Fletcher, Bethel (Tenn.)	2007
	10.1	Brandon Garner, Va.-Wise	2000

TOUCHDOWN RUSHES

	TD	PLAYER, OPPONENT	SEASON
1.	5	Daniel Williams, Tennessee-Martin	1996
2.	4	JaVaughn Craig, Morehead St.	2017
	4	Jay Bailey, Morehead St.	2002
3.	3	Several Times, Most recently by Mike DiLiello, Eastern Kentucky	2022

LONGEST RUSH

	YDS	PLAYER, OPPONENT	SEASON
1.	99	Jay Bailey, at Valparaiso	2000
2.	89	Otis Gerron, at Mercer	2014
3.	80	Terrence Holt, Eastern Ky.	2009
	80	Rafael Hill, at Davidson	2003
5.	75	Terrence Holt, Newberry	2009
	75	Deaunta McAfee, Cumberland	1999
	75	CJ Evans Jr., Central Ark.	2020
	75	Brian Snead, Tennessee St.	2020
9.	74	Kendall Morris, Eastern Ill.	2015
	74	Chris Fletcher, Valparaiso	2005
	74	Kentel Williams, at Southeast Mo.	2017

AUSTIN PEAY FOOTBALL

INDIVIDUAL RECORDS

RUSHING | 100-YARD GAMES

YDS	CAR	TD	PLAYER	OPPONENT	DATE	YDS	CAR	TD	PLAYER	OPPONENT	DATE
181	15	3	Mike DiLiello	Eastern Kentucky	11/24/2022	124	23	1	Ryan White	at Eastern Illinois	11/15/2008
167	24	1	Jevon Jackson	Presbyterian	9/3/2022	116	25	0	Ryan White	at Jacksonville St.	11/1/2008
106	15	2	CJ Evans Jr.	Presbyterian	9/3/2022	185	22	0	Ryan White	Tennessee Tech	10/25/2008
134	21	3	Ahmaad Tanner	at Murray St.	10/23/2021	150	27	1	Theo Townsend	at Tennessee St.	10/18/2008
133	15	2	Brian Snead	at Murray St.	10/23/2021	130	24	1	Chris Fletcher	Eastern Kentucky	11/10/2007
104	19	0	Ahmaad Tanner	at Chattanooga	9/2/2021	162	30	3	Chris Fletcher	at Southeast Missouri	11/3/2007
122	25	1	Ahmaad Tanner	Murray St.	4/3/2021	196	24	3	Chris Fletcher	at Samford	10/20/2007
105	14	1	Ahmaad Tanner	UT Martin	3/21/2021	147	30	0	Chris Fletcher	at Tennessee Tech	10/6/2007
138	25	1	Brian Snead	at Southeast Missouri	3/14/2021	107	24	0	Chris Fletcher	Tennessee-Martin	9/22/2007
227	23	3	Brian Snead	Tennessee St.	2/28/2021	110	26	2	Chris Fletcher	Tennessee St.	9/15/2007
164	12	1	JaVaughn Craig	at Sacramento St.	12/7/2019	160	23	3	Chris Fletcher	at Indiana St.	9/8/2007
118	17	3	Kentel Williams	UT Martin	11/9/2019	131	13	1	Chris Fletcher	Bethel (Tenn.)	9/1/2007
173	24	2	Kentel Williams	Jacksonville St.	9/28/2019	104	15	1	Chris Fletcher	at Western Kentucky	11/18/2006
139	12	0	Kentel Williams	North Carolina Central	8/29/2019	197	27	3	Chris Fletcher	at Morehead St.	11/11/2006
118	18	1	Kentel Williams	Murray St.	11/17/2018	163	25	3	Chris Fletcher	North Greenville	11/4/2006
104	13	1	Kentel Williams	at Southeast Missouri	10/13/2018	115	23	2	Chris Fletcher	Charleston (W.Va.)	10/28/2006
181	8	3	Kentel Williams	at Morehead St.	9/15/2018	120	31	2	Chris Fletcher	Cumberlands	10/21/2006
117	5	1	Jeremiah Oatsvall	at Morehead St.	9/15/2018	147	21	1	Chris Fletcher	at Missouri-Rolla	10/14/2006
108	8	1	JaVaughn Craig	Presbyterian	9/8/2018	115	19	1	Chris Fletcher	at Dayton	9/23/2006
105	21	1	Ahmaad Tanner	at Tennessee Tech	11/4/2017	105	25	1	Chris Fletcher	at Samford	9/16/2006
148	8	1	Kentel Williams	Southeast Missouri	10/21/2017	182	27	2	Chris Fletcher	at Cumberland	9/9/2006
103	14	1	JaVaughn Craig	at Murray St.	9/23/2017	121	24	0	Chris Fletcher	Missouri-Rolla	10/29/2005
203	8	0	Kentel Williams	Morehead St.	9/16/2017	119	11	1	Chris Fletcher	Jacksonville	10/22/2005
124	25	1	Kentel Williams	at Kentucky	11/19/2016	184	21	1	Chris Fletcher	Valparaiso	10/1/2005
176	19	1	Kentel Williams	Eastern Kentucky	11/12/2016	153	21	2	Chris Fletcher	Cumberland (Tenn.)	9/10/2005
144	20	0	JaVaughn Craig	Tennessee St.	11/5/2016	114	19	0	Quea Williams	Cumberland (Tenn.)	9/10/2005
126	12	1	JaVaughn Craig	at Southeast Missouri	10/29/2016	107	23	2	Chris Fletcher	Charleston (W.Va.)	9/3/2005
103	13	1	Kendall Morris	at UT Martin	10/8/2016	122	24	0	Chris Fletcher	at Stillman	11/13/2004
112	26	1	Kendall Morris	Tennessee Tech	11/14/2015	154	37	1	Chris Fletcher	Davidson	11/6/2004
102	16	1	Julian Franklin	UT Martin	10/17/2015	100	23	1	Chris Fletcher	Charleston (W.Va.)	10/30/2004
136	15	1	Kendall Morris	at Murray St.	10/10/2015	111	21	1	Chris Fletcher	at Jacksonville	10/16/2004
141	25	1	Kendall Morris	Eastern Illinois	10/3/2015	100	21	0	Chris Fletcher	Valparaiso	9/11/2004
114	24	0	Otis Gerron	Tennessee Tech	11/22/2014	161	25	1	Chris Fletcher	at Campbellsville	9/4/2004
131	22	0	Otis Gerron	Murray St.	10/18/2014	174	9	2	Rafael Hill	at Davidson	10/25/2003
196	15	1	Otis Gerron	at Mercer	10/11/2014	137	28	0	Quea Williams	at Davidson	10/25/2003
109	16	3	Rashaan Coleman	Southeast Missouri	11/16/2013	156	23	3	Quea Williams	Butler	10/4/2003
108	18	0	Omar Williams	Southeast Missouri	11/16/2013	118	27	2	Jay Bailey	at Valparaiso	11/16/2002
179	35	0	Omar Williams	Jacksonville St.	11/2/2013	201	27	1	Jay Bailey	Davidson	11/9/2002
122	25	0	Omar Williams	UT Martin	10/26/2013	191	34	2	Jay Bailey	at St. Joseph's (Ind.)	11/2/2002
123	26	0	Tim Phillips	at Murray St.	10/18/2013	213	22	4	Jay Bailey	Morehead St.	10/26/2002
103	13	0	Omar Williams	at Ohio	9/21/2013	205	47	2	Jay Bailey	at Kentucky Wesleyan	10/19/2002
112	8	2	Ean Pemberton	Culver-Stockton	11/3/2012	207	26	2	Jay Bailey	at Butler	10/12/2002
133	22	1	Reco Williams	Southeast Missouri	10/27/2012	138	28	2	Jay Bailey	at Jacksonville	9/28/2002
110	21	1	Reco Williams	Murray St.	10/6/2012	190	29	2	Jay Bailey	at Campbellsville	9/7/2002
118	23	0	Wesley Kitts	UT Martin	9/22/2012	135	41	1	Jay Bailey	Cumberland	8/29/2002
125	22	0	Wesley Kitts	at Virginia Tech	9/8/2012	114	24	0	Jay Bailey	Morehead St.	10/27/2001
109	10	1	Wesley Kitts	at Western Kentucky	9/1/2012	139	18	3	Jay Bailey	Kentucky Wesleyan	10/20/2001
140	30	1	Ryan White	at Tennessee Tech	11/19/2011	130	30	1	Brandon Garner	at Virginia-Wise	10/6/2001
146	20	2	Ryan White	Central St. (Ohio)	11/5/2011	192	19	3	Brandon Garner	Virginia-Wise	11/4/2000
115	23	1	Ryan White	Eastern Illinois	10/29/2011	175	25	3	Jay Bailey	at Kentucky Wesleyan	10/21/2000
148	29	1	Ryan White	at Southeast Missouri	10/22/2011	121	20	1	Jay Bailey	Charleston Southern	10/14/2000
132	27	0	Ryan White	Eastern Kentucky	9/24/2011	111	24	1	Jay Bailey	at Jacksonville	9/30/2000
140	14	3	Terrence Holt	Murray St.	11/13/2010	133	12	1	Jay Bailey	at Valparaiso	9/23/2000
119	21	1	Ryan White	Murray St.	11/13/2010	124	22	0	Curt Askew	Kentucky Wesleyan	10/23/1999
130	16	1	Terrence Holt	at Eastern Illinois	10/30/2010	120	24	1	Rory Gibbs	at Charleston Southern	10/16/1999
107	26	0	Ryan White	at Eastern Illinois	10/30/2010	154	22	2	DeAunta McAfee	Cumberland	9/2/1999
112	17	1	Ryan White	at Tennessee St.	9/18/2010	127	22	2	DeAunta McAfee	at Cumberland (Tenn.)	10/31/1998
126	14	1	Terrence Holt	Cumberland	9/2/2010	128	23	0	John Williams	Charleston Southern	10/17/1998
107	12	1	Wesley Kitts	Cumberland	9/2/2010	149	31	2	Travis Adams	Tennessee-Martin	11/10/1997
114	27	0	Ryan White	Tennessee St.	11/14/2009	226	27	0	Jacob Dickson	Tennessee-Martin	11/23/1996
176	16	2	Terrence Holt	Eastern Kentucky	10/24/2009	181	24	5	Daniel Williams	Tennessee-Martin	11/23/1996
228	32	1	Ryan White	at Southeast Missouri	10/10/2009	113	14	1	Jacob Dickson	Eastern Kentucky	11/16/1996
100	23	2	Terrence Holt	at Southeast Missouri	10/10/2009	100	14	0	Jacob Dickson	Eastern Illinois	11/2/1996
100	22	0	Ryan White	Tennessee Tech	10/3/2009	110	21	0	Jacob Dickson	Tennessee St.	10/26/1996
210	23	0	Ryan White	Newberry	9/5/2009	117	7	0	Anthony Lee	vs. Ky. Wesleyan	9/1/1994
152	15	2	Terrence Holt	Newberry	9/5/2009	140	7	1	Chris Horton	vs Morehead State	10/22/1994

AUSTIN PEAY FOOTBALL

INDIVIDUAL RECORDS

RUSHING | 100-YARD GAMES

YDS	CAR	TD	PLAYER	OPPONENT	DATE
121	16	1	Jacob Dickson	vs. Morehead State	10/22/1994
121	31	0	Antony Lee	at Southeast Missouri	10/29/1994
108	10	1	Jessee Smith	vs. Western Kentucky	9/18/1993
101	21	0	Jody Smith	vs. Tennessee Tech	10/2/1993
116	20	1	Jody Smith	vs. Tennessee State	10/16/93.
111	24	2	Jody Smith	vs. Tennessee-Martin	11/20/1993
114	13	0	David Stooksbury	vs. Southeast Missouri	9/26/1992
101	9	1	Samy Hillman	at Tennessee Tech	10/19/1991
107	14	2	Jody Smith	at Murray State	11/23/1991
159	37	0	Eric Dance	at Illinois State	9/27/1990
115	28	2	Eric Dance	at Murray State	11/17/1990
105	23	0	Eric Dance	at Middle Tennessee	10/21/1989
157	17	1	Mike Lewis	vs. Tennessee-Martin	9/13/1986
106	5	1	Joe Arren	vs. Tennessee-Martin	9/13/1986
160	25	2	Mike Lewis	vs. Kentucky State	9/20/1986
126	22	1	Mike Lewis	vs. Youngstown State	10/18/1986
139	31	1	Mike Lewis	at Tennessee Tech	11/15/1986
103	15	1	Mike Lewis	at Kentucky State	11/2/1985
229	34	2	Mike Lewis	at Tennessee Tech	11/16/1985
244	20	1	Floyd Jones	Morehead St.	10/10/1981

AUSTIN PEAY FOOTBALL

INDIVIDUAL RECORDS

RUSHING | SINGLE SEASON

Minimum 8 games, 70 rush attempts required to qualify for per game and per rush records.

RUSHING YARDS

	YDS	PLAYER	SEASON
1.	1687	Jay Bailey	2002
2.	1401	Chris Fletcher	2006
3.	1343	Chris Fletcher	2007
4.	1100	Ryan White	2011
5.	1093	Floyd Jones	1981
6.	1081	Ryan White	2009
7.	1054	John Ogles	1966
8.	1032	Mike Lewis	1986
9.	1017	John Ogles	1965
10.	974	Chris Fletcher	2004

RUSHING YARDS/GAME

	YPG	PLAYER	SEASON
1.	140.6	Jay Bailey	2002
2.	127.4	Chris Fletcher	2006
3.	122.1	Chris Fletcher	2007
4.	113.0	John Ogles	1965
5.	109.3	Floyd Jones	1981
6.	105.4	John Ogles	1966
7.	100.0	Ryan White	2011
8.	98.3	Ryan White	2009
9.	93.8	Mike Lewis	1986
10.	92.3	Kentel Williams	2018

RUSHING YARDS (QUARTERBACK)

	YDS	PLAYER	SEASON
1.	714	JaVaughn Craig	2019
2.	581	Sonny Defilippis	1980
3.	517	Jeremiah Oatsvall	2018
4.	503	Daniel Williams	1996
5.	482	Anthony Lee	1994
	482	JaVaughn Craig	2016
7.	453	Jeremiah Oatsvall	2017
8.	446	Mike DiLiello	2022
9.	395	Reggie Williams	1991
10.	385	JaVaughn Craig	2017

RUSHING ATTEMPTS

	ATT	PLAYER	SEASON
1.	319	Jay Bailey	2002
2.	255	Chris Fletcher	2006
3.	251	Chris Fletcher	2007
4.	247	John Ogles	1966
5.	236	Ryan White	2011
6.	230	Ryan White	2009
7.	228	Chris Fletcher	2004
8.	212	John Ogles	1965
9.	209	Mike Lewis	1986
10.	201	Chris Fletcher	2005

CONSECUTIVE 200-YARD RUSHING GAMES

Jay Bailey, 3 games, 2002	
207 at Butler	012
205 at Kentucky Wesleyan	019
213 Morehead State	026

RUSHING ATTEMPTS (QUARTERBACK)

	ATT	PLAYER	SEASON
1.	259	Dale Edwards	1986
2.	181	Sonny Defilippis	1980
3.	161	Randy Christophel	1975
4.	135	Carl Williams	1966
	135	JaVaughn Craig	2019
6.	130	Lance Hoeltke	1995
7.	128	Steve Brewer	1979
8.	123	Reggie Williams	1990
	123	Rick Christophel	1973
10.	121	Anthony Lee	1994

RUSHING TOUCHDOWNS

	TDS	PLAYER	SEASON
1.	18	Jay Bailey	2002
2.	16	Chris Fletcher	2006
3.	14	Chris Fletcher	2007
4.	13	Terrence Holt	2009
	13	John Ogles	1966
6.	11	Kentel Williams	2019
	11	Ahmaad Tanner	2021
8.	10	Sonny Defilippis	1980
	10	Deaunta McAfee	1998
10.	9	Mike Lewis	1986
	9	JaVaughn Craig	2019

RUSHING TOUCHDOWNS (QUARTERBACK)

	TDS	PLAYER	SEASON
1.	10	Sonny Defilippis	1980
2.	9	Dale Edwards	1986
	9	JaVaughn Craig	2019
4.	8	Mike DiLiello	2022
5.	7	Daniel Williams	1996
6.	6	JaVaughn Craig	2017
	6	Jeremiah Oatsvall	2018
	6	Jeremiah Oatsvall	2017
9.	5	Rodney Rogers	1965
	5	Carlton Flatt	1964

AUSTIN PEAY FOOTBALL

INDIVIDUAL RECORDS

RUSHING | ANNUAL LEADERS

By total yards; (N) NCAA Statistical Champion.

YEAR	PLAYER	ATT	YDS	TD
1959	Bert Simpson	60	368	3
1960	Lee Overstreet	84	433	4
1961	Tommy Donnelly	86	336	2
1962	Tommy Donnelly	63	145	0
1963	Arnold Huskey	92	299	0
1964	John Ogles	120	584	6
1965	John Ogles	212	1017	7
1966	John Ogles	247	1054	13
1967	Ronnie Hackney	198	758	2
1968	Ronnie Simpson	131	655	3
1969	Kenny Johnson	118	446	2
1970	Kenny Johnson	173	523	2
1971	Art Hicks	119	315	7
1972	Leslie Wright	120	566	2
1973	Bill Hammon	132	532	2
1974	Henry Yarber	149	822	1
1975	Coveak Moody	113	503	4
1976	Waddle Whitehead	141	678	2
1977	Waddle Whitehead	179	809	4
1978	Donald Brown	119	493	1
1979	Cosmo Cochran	101	450	5
1980	Sonny Defilippis	181	581	10
1981	Floyd Jones	134	1093	8
1982	John Brown	83	445	3
1983	Fred Motes	53	263	2
1984	Floyd Jones	71	405	3
1985	Mike Lewis	120	608	4
1986	Mike Lewis	209	1086	9
1987	Mike Lewis	159	486	3
1988	Leroy Scott	160	449	1
1989	Mike Lewis	103	383	1
1990	Eric Dance	169	628	3

YEAR	PLAYER	ATT	YDS	TD
1991	Jody Smith	157	791	6
1992	Jody Smith	95	468	3
1993	Jody Smith	143	638	6
1994	Jacob Dickson	118	624	5
1995	Jacob Dickson	149	607	5
1996	Jacob Dickson	142	783	2
1997	Chris Black	148	411	2
1998	Deaunta McAfee	181	686	10
1999	Rory Gibbs	92	424	4
2000	Jay Bailey	120	736	6
2001	Jay Bailey	137	569	7
2002	Jay Bailey (N)	319	1687	18
2003	Quea Williams	141	724	5
2004	Chris Fletcher	228	974	5
2005	Chris Fletcher	201	970	7
2006	Chris Fletcher	255	1401	16
2007	Chris Fletcher	251	1343	14
2008	Ryan White	118	600	3
2009	Ryan White	230	1081	4
2010	Terrence Holt	146	793	8
2011	Ryan White	236	1100	6
2012	Wesley Kitts	94	533	2
2013	Omar Williams	157	636	0
2014	Otis Gerron	112	596	2
2015	Kendall Morris	143	695	5
2016	Kentel Williams	101	541	6
2017	Ahmaad Tanner	136	698	8
2018	Kentel Williams	104	831	7
2019	Kentel Williams	175	895	11
2020	Brian Snead	95	522	4
2021	Ahmaad Tanner	180	801	11
2022	CJ Evans Jr.	133	641	6

AUSTIN PEAY FOOTBALL

INDIVIDUAL RECORDS

RUSHING | CAREER

Minimum 250 rush attempts required to qualify for per game and per rush records.

RUSHING YARDS

	YDS	PLAYER	SEASONS
1.	4688	Chris Fletcher	2004-07
2.	3550	Ryan White	2007-11
3.	2992	Jay Bailey	2000-02
4.	2941	Kentel Williams	2016-19
5.	2932	John Ogles	1963-66
6.	2529	Ahmaad Tanner	2017-21
7.	2509	Mike Lewis	1985-87,89
8.	2035	Jody Smith	1990-93
9.	2014	Jacob Dickson	1994-96
10.	1960	Floyd Jones	1980-81, 84

RUSHING TOUCHDOWNS

	TDS	PLAYER	SEASONS
1.	42	Chris Fletcher	2004-07
2.	31	Jay Bailey	2000-02
3.	28	John Ogles	1963-66
	28	Ahmaad Tanner	2017-21
5.	26	Kentel Williams	2016-19
6.	23	Terrence Holt	2007-10
7.	19	JaVaughn Craig	2016-19
8.	17	Ryan White	2007-11
	17	Mike Lewis	1985-87, 89
10.	15	Jody Smith	1990-93

RUSHING YARDS (QUARTERBACK)

	YDS	PLAYER	SEASONS
1.	1766	JaVaughn Craig	2016-19
2.	1057	Daniel Williams	1992, 94-96
3.	970	Jeremiah Oatsvall	2017-19
4.	930	Reggie Williams	1990-92
5.	721	Sonny Defilippis	1979-80
6.	707	Carlton Flatt	1962-64
7.	497	Sammy Gholston	1986-89
8.	493	Rick Christophel	1971-74
9.	482	Anthony Lee	1994
10.	481	Tommy Donnelly	1961-62

RUSHING ATTEMPTS

	ATT	PLAYER (YDS)	SEASONS
1.	935	Chris Fletcher	2004-07
2.	740	Ryan White	2007-11
3.	636	John Ogles	1963-66
4.	591	Mike Lewis	1985-87, 89
5.	576	Jay Bailey	2000-02
6.	556	Ahmaad Tanner	2017-21
7.	483	Kentel Williams	2016-19
8.	437	Jody Smith	1990-93
9.	409	Jacob Dickson	1994-96
10.	408	Randy Christophel	1975-78

RUSHING YARDS PER GAME

	YPG	PLAYER	SEASONS
1.	106.5	Chris Fletcher	2004-07
2.	103.2	Jay Bailey	2000-02
3.	80.7	Ryan White	2007-11
4.	75.2	John Ogles	1963-66
5.	72.6	Floyd Jones	1980-81,84
6.	66.8	Kentel Williams	2016-19
7.	61.0	Jacob Dickson	1994-96
8.	59.8	Brian Snead	2020-21
9.	54.9	Waddell Whitehead	1975-77
10.	52.5	Henry Yarber	1974-76

RUSHING ATTEMPTS (QUARTERBACK)

	ATT	PLAYER	SEASONS
1.	408	Randy Christophel	1975-78
2.	342	Dale Edwards	1985-87
3.	294	JaVaughn Craig	2016-19
4.	292	Reggie Williams	1990-92
5.	273	Daniel Williams	1992, 94-96
6.	270	Rick Christophel	1971-74
7.	244	Dennis Dyer	1967-69
8.	234	Sammy Gholston	1986-89
9.	232	Sonny Defilippis	1979-80
	232	Steve Brewer	1976-78

RUSHING TOUCHDOWNS (QUARTERBACK)

	TDS	PLAYER	SEASONS
1.	19	JaVaughn Craig	2016-18
2.	13	Sonny Defilippis	1979-80
3.	12	Jeremiah Oatsvall	2017-19
4.	11	Daniel Williams	1992, 94-96
5.	9	Dale Edwards	1985-87
6.	8	Mike DiLiello	2022-
7.	7	Carlton Flatt	1962-64
	7	Rick Christophel	1971-74
9.	6	Rickey Rice	1983-85
	6	Dennis Dyer	1967-69

AUSTIN PEAY FOOTBALL

INDIVIDUAL RECORDS

RUSHING | 1,000-YARD RUSHERS

1. 1687 JAY BAILEY		2002		
DTE	OPPONENT	NO.	YDS	TD
A29	Cumberland	41	135	1
S07	at Campbellsville	29	190	2
S14	Centre	17	67	0
S21	Dayton	10	27	0
S28	at Jacksonville	28	138	2
O05	at Troy State	11	-5	0
O12	at Butler	26	207	2
O18	at Kentucky Wesleyan	47	205	2
O26	Morehead State	22	213	4
N02	at St. Joseph's (IN)	34	191	2
N09	Davidson	27	201	1
N16	at Valparaiso	27	118	2
TOTAL		319	1687	18

2. 1401 CHRIS FLETCHER		2006		
DTE	OPPONENT	NO.	YDS	TD
S02	Southeast Missouri	20	96	0
S09	at Cumberland	27	182	2
S14	at Samford	25	105	1
S23	at Dayton	19	115	1
S30	Tennessee-Martin	18	57	0
O14	at Missouri-Rolla	21	147	1
O21	Cumberlands	31	120	2
O28	Charleston (WV)	23	115	2
N04	North Greenville	25	163	3
N11	at Morehead State	27	197	3
N18	at Western Kentucky	15	104	1
TOTAL		255	1401	16

3. 1343 CHRIS FLETCHER		2007		
DTE	OPPONENT	NO.	YDS	TD
S01	Bethel (TN)	13	131	1
S08	at Indiana State	23	160	3
S15	Tennessee State	26	110	2
S22	Tennessee-Martin	24	107	0
S29	at Gardner-Webb	24	73	0
O06	at Tennessee Tech	30	147	0
O11	Jacksonville State	18	74	1
O20	at Samford	24	196	3
N03	at Southeast Missouri	30	162	3
N10	Eastern Kentucky	24	130	1
N17	at Murray State	15	53	0
TOTAL		251	1343	14

4. 1100 RYAN WHITE		2011		
DTE	OPPONENT	NO.	YDS	TD
S03	at Cincinnati	21	64	0
S17	at Memphis	16	87	0
S24	Eastern Kentucky	27	132	0
O01	Tennessee State	18	53	1
O08	at UT Martin	15	55	0
O15	Jacksonville State	17	68	0
O22	at Southeast Missouri	29	148	1
O28	Eastern Illinois	23	115	1
N05	Central State (OH)	20	146	2
N12	at Murray State	20	92	0
N18	at Tennessee Tech	30	140	1
TOTAL		236	1100	6

5. 1093 FLOYD JONES		1981		
DTE	OPPONENT	NO.	YDS	TD
S12	Kentucky State	13	123	2
S19	at James Madison	12	108	1
S26	Western Kentucky	9	69	0
O03	at Eastern Kentucky	3	10	0
O10	at Morehead State	20	244	1
O24	Middle Tennessee	13	33	0
O31	Akron		177	1
N07	at Murray State	14	82	0
N14	at Tennessee Tech		77	0
N21	Tennessee-Martin	22	170	3
TOTAL		134	1093	8

7. 1081 RYAN WHITE		2009		
DTE	OPPONENT	NO.	YDS	TD
S05	Newberry	23	210	0
S12	at Youngstown State	15	47	0
S19	at Illinois State	13	40	1
S26	Eastern Illinois	14	73	0
O03	at Tennessee Tech	22	100	0
O10	at Southeast Missouri	32	228	1
O24	Eastern Kentucky	32	99	0
O31	Jacksonville State	24	72	0
N07	at Murray State	15	40	0
N14	Tennessee State	27	114	0
N21	at Tennessee-Martin	13	58	2
TOTAL		230	1081	4

8. 1054 JOHN OGLES		1966		
DTE	OPPONENT	NO.	YDS	TD
S17	Eastern Kentucky	20	75	1
S24	Murray State	17	107	2
O01	at Southeast Missouri	18	79	1
O08	at Western Kentucky	17	51	0
O15	at Morehead State	28	103	1
O29	at Middle Tennessee	34	144	0
N05	East Tennessee	23	134	2
N12	Tennessee Tech	26	105	2
N19	at Tennessee-Martin	36	179	2
N24	at Chattanooga	29	77	2
TOTAL		247	1054	13

6. 1032 MIKE LEWIS		1986		
DTE	OPPONENT	NO.	YDS	TD
S06	at Southern Illinois	15	47	0
S13	Tennessee-Martin	17	157	1
S20	Kentucky State	25	160	2
O04	Middle Tennessee	16	93	1
O11	at Morehead State	10	57	0
O18	Youngstown State	22	126	1
O25	Western Kentucky	16	48	1
N01	Eastern Kentucky	16	40	0
N08	at Akron	20	75	1
N15	at Tennessee Tech	31	139	1
N22	Murray State	21	90	1
TOTAL		209	1032	9

9. 1017 JOHN OGLES		1965		
DTE	OPPONENT	NO.	YDS	TD
S18	at Eastern Kentucky	20	109	0
S25	at Murray State	27	126	0
O02	Southeast Missouri	15	74	1
O09	Western Kentucky	25	93	1
O16	Morehead State	24	125	1
O30	Middle Tennessee	26	121	0
N06	at East Tennessee	27	128	0
N13	at Tennessee Tech	20	94	1
N20	Tennessee-Martin	28	147	3
TOTAL		212	1017	7

AUSTIN PEAY FOOTBALL

INDIVIDUAL RECORDS

RECEIVING | SINGLE GAME

RECEPTIONS

	REC	PLAYER, OPPONENT	SEASON
1.	20	Harold Roberts, Murray St.	1969
2.	12	Dræ McCray, Alabama	2022
	12	Pat Curran, Ky. Wesleyan	2003
	12	Michael Farrell, at Va.-Wise	1999
5.	11	DJ Render, Southeast Mo.	2021
	11	Jared Beard, at Eastern Ill.	2016
	11	Jared Beard, Mercer	2016
	11	Lanis Frederick, at Western Ky.	2006
	11	Mike Farrell, Campbellsville	2001
10.	10	Several Times, Most recently by Dræ McCray, at Kennesaw St.	2022

RECEIVING YARDS

	YDS	PLAYER, OPPONENT	SEASON
1.	252	Harold Roberts, Murray St.	1969
2.	237	Dræ McCray, Tennessee Tech	2021
3.	210	Mike Farrell, Campbellsville	2001
4.	205	Vince Tweddell, Campbellsville	1998
5.	190	Vince Tweddell, at Jacksonville	1998
6.	187	Michael Farrell, at Va.-Wise	1999
7.	181	Jared Beard, Mercer	2016
8.	176	Jared Beard, at Eastern Ill.	2016
9.	175	Pat Curran, Morehead St.	2004
10.	166	Dræ McCray, Murray St.	2022

LONGEST RECEPTION

	YDS	PLAYER, OPPONENT	SEASON
1.	91	Paul Derrick, Campbellsville	2003
2.	80	Wesley Thomas, Tennessee Tech	2014
3.	79	Jared Beard, at Tennessee Tech	2015
4.	78	James Burns, Murray State	2022
5.	76	Baniko Harley, at Tennessee Tech	2019
	76	DeAngelo Wilson, at Montana St.	2019
7.	75	Tre Nation, at Jacksonville St.	2018
	75	Darryl Miller, Tennessee Tech	2008
9.	74	Kyran Moore, at UCF	2017
10.	73	Dræ McCray, Tennessee Tech	2021
	73	Kentel Williams, Furman	2019
	73	Baniko Harley, Tennessee St.	2018

TOUCHDOWN RECEPTIONS

	TD	PLAYER, OPPONENT	SEASON
1.	4	Dræ McCray, Tennessee Tech	2021
	4	Baniko Harley, at Southeast Mo.	2020
	4	Ron Blair, Ky. Wesleyan	2001
	4	Harold Roberts, Murray St.	1969
	4	Harold Roberts, Murray St.	1967
5.	3	DeAngelo Wilson, N.C. Central	2019
	3	DJ Montgomery, Tennessee Tech	2018
	3	Jared Beard, Tennessee St.	2016
	3	Jared Beard, Murray St.	2014
	3	Devin Stark, Tennessee Tech	2012
	3	Devin Stark, Eastern Ky.	2011
	3	Darryl Miller, Tennessee Tech	2008
	3	Frank Escobar, at Morehead St.	1997

AUSTIN PEAY FOOTBALL

INDIVIDUAL RECORDS

RECEIVING | 100-YARD GAMES

YDS	REC	TD	PLAYER	OPPONENT	DATE
106	5	1	Drae McCray	at North Alabama	11/5/2022
166	5	2	Drae McCray	Murray State	10/15/2022
117	10	1	James Burns	Murray State	10/15/2022
158	10	2	Drae McCray	Mississippi Valley State	9/10/2022
113	7	0	Drae McCray	Presbyterian	10/3/2022
237	7	4	Drae McCray	Tennessee Tech	11/20/2021
148	5	1	Baniko Harley	at Tennessee St.	11/13/2021
137	6	2	Drae McCray	Eastern Illinois	11/6/2021
132	3	1	Eugene Minter	Eastern Illinois	11/6/2021
136	9	1	Baniko Harley	at Eastern Kentucky	9/25/2021
128	6	1	Baniko Harley	at Chattanooga	9/2/2021
118	10	1	DeAngelo Wilson	at Jacksonville St.	3/28/2021
107	4	1	DeAngelo Wilson	UT Martin	3/21/2021
114	5	0	DeAngelo Wilson	Tennessee St.	2/28/2021
124	8	1	DeAngelo Wilson	at Tennessee Tech	2/21/2021
118	6	1	DeAngelo Wilson	at Montana St.	12/13/2019
132	8	1	DeAngelo Wilson	at Sacramento St.	12/7/2019
103	4	1	Kentel Williams	Furman	11/30/2019
136	6	2	Baniko Harley	Eastern Illinois	11/23/2019
126	6	0	DeAngelo Wilson	UT Martin	11/9/2019
105	7	1	DeAngelo Wilson	at Eastern Kentucky	11/2/2019
161	7	2	DeAngelo Wilson	at Tennessee Tech	10/26/2019
109	6	0	Baniko Harley	at Tennessee St.	10/19/2019
102	6	1	Baniko Harley	Southeast Missouri	10/12/2019
137	9	1	DeAngelo Wilson	at East Tennessee	9/21/2019
105	9	0	Keenan Barnes	at Mercer	9/14/2019
107	5	0	DeAngelo Wilson	at Mercer	9/14/2019
106	6	3	DeAngelo Wilson	North Carolina Central	8/29/2019
165	7	1	DJ Montgomery	at Eastern Illinois	11/10/2018
111	4	3	DJ Montgomery	Tennessee Tech	10/27/2018
127	5	2	DeAngelo Wilson	at Southeast Missouri	10/13/2018
114	10	0	DJ Montgomery	Presbyterian	9/8/2018
100	2	1	Kyran Moore	at Eastern Kentucky	11/11/2017
130	5	1	Kyran Moore	at Central Florida	10/28/2017
146	8	3	Jared Beard	Tennessee St.	11/5/2016
181	11	0	Jared Beard	Mercer	10/22/2016
106	8	0	Jared Beard	at UT Martin	10/8/2016
176	11	2	Jared Beard	at Eastern Illinois	9/24/2016
110	6	2	Jared Beard	at Tennessee Tech	11/14/2015
141	6	1	Wesley Thomas	Tennessee Tech	11/22/2014
145	9	2	Devin Stark	Southeast Missouri	10/27/2012
125	10	0	Devin Stark	Murray St.	10/6/2012
100	9	0	Terrence Oliver	at Eastern Illinois	9/29/2012
124	9	2	Devin Stark	at Tennessee St.	9/15/2012
107	9	0	Devin Stark	at Memphis	9/17/2011
119	7	0	Adrian Mines	at Murray St.	11/7/2009
110	3	3	Darryl Miller	Tennessee Tech	10/25/2008
136	6	0	Lanis Frederick	at Murray St.	11/17/2007
105	4	0	Adrian Mines	Eastern Kentucky	11/10/2007
102	11	0	Lanis Frederick	at Western Kentucky	11/18/2006
102	9	1	Lanis Frederick	Charleston (W.Va.)	10/28/2006
146	6	1	Lanis Frederick	Cumberlands	10/21/2006
110	6	0	Kevin Carter	at Dayton	9/23/2006
124	8	2	Lanis Frederick	at Dayton	9/23/2006
153	8	1	Lanis Frederick	at Cumberland (Tenn.)	9/9/2006
175	6	1	Pat Curran	Morehead St.	10/9/2004
117	7	0	Pat Curran	at Butler	10/2/2004
112	10	1	Pat Curran	at Valparaiso	9/11/2004
132	7	0	Pat Curran	St. Joseph's (Ind.)	11/1/2003
105	12	1	Pat Curran	Kentucky Wesleyan	9/27/2003
112	2	1	Paul Derrick	Campbellsville	9/6/2003
138	9	1	Pat Curran	at Tennessee-Martin	8/28/2003
120	5	0	Trae Willis	at Butler	10/12/2002
116	5	1	Ron Blair	at Davidson	11/10/2001
120	5	1	Ron Blair	Saint Joseph's	11/3/2001
131	6	4	Ron Blair	Kentucky Wesleyan	10/20/2001

YDS	REC	TD	PLAYER	OPPONENT	DATE
119	4	0	Mike Farrell	at Virginia-Wise	10/6/2001
133	3	1	Mike Farrell	Jacksonville	9/29/2001
210	11	1	Mike Farrell	Campbellsville	8/30/2001
148	9	1	Michael Farrell	at Jacksonville	9/30/2000
151	5	2	Michael Farrell	at Valparaiso	9/23/2000
147	7	1	Michael Farrell	Valparaiso	11/20/1999
103	7	0	Daniel Herndon	at Virginia-Wise	11/6/1999
187	12	1	Michael Farrell	at Virginia-Wise	11/6/1999
122	5	1	Michael Farrell	Kentucky Wesleyan	10/23/1999
105	7	1	David Sweetland	at Campbellsville	9/25/1999
123	6	1	Michael Farrell	at Campbellsville	9/25/1999
110	6	0	Vince Tweddell	at Valparaiso	11/21/1998
101	7	1	Vince Tweddell	at Georgetown	11/14/1998
127	6	0	Vince Tweddell	at Cumberland (Tenn.)	10/31/1998
190	10	2	Vince Tweddell	at Jacksonville	10/3/1998
205	9	2	Vince Tweddell	Campbellsville	8/29/1998
154	9	1	Frank Escobar	Tennessee-Martin	11/10/1997
107	5	1	Frank Escobar	Samford	9/13/1997
119	8	3	Frank Escobar	at Morehead St.	9/4/1997
138	7	1	O.T. Todd	at Morehead St.	9/4/1997
142	3	1	Gary Williams	at Samford	11/12/1994
120	5	1	Raymone Shockley	at Tennessee Tech	11/11/1989

AUSTIN PEAY FOOTBALL

INDIVIDUAL RECORDS

RECEIVING | SINGLE SEASON

Minimum 8 games, 25 receptions required to qualify for per game and per rush records.

RECEIVING YARDS

	YDS	PLAYER	SEASON
1.	1564	DeAngelo Wilson	2019
2.	1101	Lanis Frederick	2006
3.	1033	Vince Tweddell	1998
4.	1021	Drae McCray	2022
5.	990	Harold Roberts	1968
6.	965	Michael Farrell	1999
7.	912	Steve Puthoff	1980
8.	910	Jared Beard	2016
9.	869	Harold Roberts	1969
10.	867	Drae McCray	2021

TOUCHDOWN RECEPTIONS

	NO.	PLAYER	SEASON
1.	15	DeAngelo Wilson	2019
2.	11	Ron Blair	2001
	11	Harold Roberts	1967
4.	10	DJ Montgomery	2018
	10	Devin Stark	2012
6.	9	Drae McCray	2022
	9	Harold Roberts	1969
8.	8	Drae McCray	2021
	8	Pat Curran	2004
	8	Harold Roberts	1968

RECEIVING YARDS PER GAME

	YPG	PLAYER	SEASON
1.	104.3	DeAngelo Wilson	2019
2.	100.1	Lanis Frederick	2006
3.	99.0	Harold Roberts	1968
4.	94.0	Michael Farrell	2001
5.	93.9	Vince Tweddell	1998
6.	92.8	Drae McCray	2022
7.	88.9	Baniko Harley	2021
8.	87.7	Michael Farrell	1999
9.	86.9	Harold Roberts	1969
10.	84.6	Pat Curran	2004

PASS RECEPTIONS

	REC	PLAYER	SEASON
1.	89	DeAngelo Wilson	2019
2.	77	Lanis Frederick	2006
3.	76	Drae McCray	2022
4.	71	Jared Beard	2016
5.	67	Devin Stark	2012
	67	Harold Roberts	1969
7.	66	Michael Farrell	1999
8.	64	Vince Tweddell	1998
9.	63	Harold Roberts	1968
10.	56	Pat Curran	2003
	56	Harold Roberts	1967

RECEPTIONS PER GAME

	RPG	PLAYER	SEASON
1.	7.00	Lanis Frederick	2006
2.	6.91	Drae McCray	2022
3.	6.70	Harold Roberts	1969
4.	6.45	Jared Beard	2016
5.	6.30	Harold Roberts	1968
6.	6.09	Devin Stark	2012
7.	6.00	Michael Farrell	1999
8.	5.93	DeAngelo Wilson	2019
9.	5.82	Vince Tweddell	1998
10.	5.60	Harold Roberts	1967

RECEIVING | 1,000-YARD RECEIVERS

1. 1564 DEANGELO WILSON 2019					2. 1101 LANIS FREDERICK 2006					4. 1021 DRAE MCCRAY 2022					
DTE	OPPONENT	NO.	YDS	TD	DTE	OPPONENT	NO.	YDS	TD	DTE	OPPONENT	NO.	YDS	TD	
A29	North Carolina Central	6	106	3	S02	Southeast Missouri	5	78	0	A27	at Western Kentucky	7	90	2	
S07	Central Arkansas	6	73	0	S09	at Cumberland	8	153	1	S03	Presbyterian	7	113	0	
S14	at Mercer	5	107	0	S14	at Samford	7	88	0	S10	Mississippi Valley State	10	158	2	
S21	at East Tennessee	9	137	1	S23	at Dayton	8	124	2	S17	at Alabama A&M	1	1	0	
S28	Jacksonville State	2	92	1	S30	Tennessee-Martin	5	75	0	S24	Eastern Kentucky	6	59	1	
O12	Southeast Missouri	6	89	1	O14	at Missouri-Rolla	5	57	1	O01	at Central Arkansas	7	73	0	
O19	at Tennessee State	4	96	0	O21	Cumberlands	9	146	1	O15	Murray State	5	166	2	
O26	at Tennessee Tech	7	161	2	O28	Charleston (W.Va.)	6	102	1	O29	Jacksonville State	6	68	1	
N02	at Eastern Kentucky	7	105	1	N04	North Greenville	9	95	1	N05	at North Alabama	5	106	1	
N09	UT Martin	6	126	0	N11	at Morehead State	4	81	0	N12	at Kennesaw State	10	95	0	
N16	at Murray State	6	92	2	N18	at Western Kentucky	11	102	0	N19	at Alabama	12	92	0	
N23	Eastern Illinois	4	62	1	TOTAL	77	1101	7	TOTAL	76	1021	9			
N30	Furman	7	68	1	3. 1033 VINCE TWEDDELL 1998										
D07	at Sacramento State	8	132	1	DTE	OPPONENT	NO.	YDS	TD						
D13	at Montana State	6	118	1	A29	Campbellsville	9	205	2						
TOTAL	89	1564	15		S03	Morehead State	3	33	0						
					S12	at Samford	6	49	0						
					S19	Dayton	2	34	0						
					S26	at Western Kentucky	2	19	0						
					O03	at Jacksonville	10	190	2						
					O17	Charleston Southern	4	82	0						
					O31	at Cumberland	6	127	0						
					N07	Tusculum	9	83	1						
					N14	at Georgetown	7	101	1						
					N21	at Valparaiso	6	110	0						
					TOTAL	64	1033	6							

AUSTIN PEAY FOOTBALL

INDIVIDUAL RECORDS

RECEIVING | ANNUAL LEADERS

By total yards; (N) NCAA Statistical Champion.

YEAR	PLAYER	REC	YDS	TD	YEAR	PLAYER	REC	YDS	TD
1959	Steve Deavers	6	183	1	1991	Jamie Spicer	14	239	1
1960	Jack Wallace	26	396	6	1992	Tony Brunetti	8	132	0
1961	Rupert Baker	9	131	1	1993	Antone Thrift	7	158	1
1962	Rupert Baker	10	147	3	1994	Gary Williams	9	354	2
1963	Tim Chilcutt	13	246	0	1995	Gary Williams	51	730	2
1964	Ronnie Parson	17	334	4	1996	Gary Williams	30	293	1
1965	Ronnie Parson	15	352	6	1997	Frank Escobar	53	698	5
1966	Andy Toombs	26	499	2	1998	Vince Tweddell	64	1033	6
1967	Harold Roberts	56	666	11	1999	Michael Farrell	66	965	7
1968	Harold Roberts	63	990	8	2000	Michael Farrell	32	501	5
1969	Harold Roberts	67	869	9	2001	Michael Farrell	50	846	4
1970	Harold Roberts	46	474	3	2002	Trey Willis	27	506	3
1971	Tom Dozier	20	307	0	2003	Pat Curran	56	707	3
1972	Mike Akers	18	302	3	2004	Pat Curran	51	846	8
1973	Ron Bailey	23	385	3	2005	Emmanuel Yancey	18	239	1
1974	Richard Woods	39	439	2	2006	Lanis Frederick	77	1101	7
1975	Connie Tripp	25	305	1	2007	Lanis Frederick	33	550	4
1976	Ron Bailey	43	568	4	2008	Lanis Frederick	30	368	2
1977	Phil Todd	18	225	2	2009	Adrian Mines	26	395	1
1978	Steve Puthoff	32	401	6	2010	Devin Stark	19	253	2
1979	Jeff Doss	19	458	3	2011	Devin Stark	53	627	7
1980	Steve Puthoff	43	912	3	2012	Devin Stark	67	774	10
1981	Rodney Long	21	331	4	2013	Darryl Clack	28	398	2
1982	Sal Shields	21	317	1	2014	Wesley Thomas	24	314	2
1983	Rob Senft	24	308	2	2015	Jared Beard	49	576	6
1984	Rod Smith	36	590	3	2016	Jared Beard	71	910	7
1985	Rex Motes	16	282	1	2017	Kyran Moore	29	526	3
1986	Terry Gentry	22	326	2	2018	DJ Montgomery	42	797	10
1987	Dean Edwards	29	406	0	2019	DeAngelo Wilson	89	1564	15
1988	Mike Williams	20	200	0	2020	DeAngelo Wilson	44	619	3
1989	Raymond Shockley	41	473	44	2021	Drae McCray	53	867	8
1990	Andre O'Kelly	31	313	1	2022	Drae McCray	76	1021	9

AUSTIN PEAY FOOTBALL

INDIVIDUAL RECORDS

RECEIVING | CAREER

Minimum 16 games, 50 receptions required to qualify for per game and per rush records.

RECEIVING YARDS

	YDS	PLAYER	SEASONS
1.	2999	Harold Roberts	1967-70
2.	2672	DeAngelo Wilson	2017-20
3.	2369	Michael Farrell	1998-01
4.	2227	Lanis Frederick	2005-08
5.	2208	Baniko Harley	2017-21
6.	1921	Pat Curran	2000-04
7.	1888	Drae McCray	2021-22
8.	1837	Steve Puthoff	1977-80
9.	1706	Devin Stark	2009-12
10.	1661	Jared Beard	2014-16

RECEPTIONS

	REC	PLAYER	SEASONS
1.	232	Harold Roberts	1967-70
2.	162	DeAngelo Wilson	2017-20
3.	155	Lanis Frederick	2005-08
4.	150	Michael Farrell	1998-01
5.	142	Devin Stark	2009-12
	142	Mike Lewis	1985-87,89
7.	139	Pat Curran	2000-04
8.	138	Jared Beard	2014-16
9.	137	Baniko Harley	2017-21
10.	129	Drae McCray	2021-22

TOUCHDOWN RECEPTIONS

	TDS	PLAYER	SEASONS
1.	31	Harold Roberts	1967-70
2.	25	DeAngelo Wilson	2017-19
3.	21	Baniko Harley	2017-21
4.	19	Devin Stark	2009-12
5.	17	Drae McCray	2021-22
	17	Jared Beard	2014-16
7.	16	Michael Farrell	1998-01
8.	15	Lanis Frederick	2005-08
9.	14	Ron Blair	1998-01
10.	13	DJ Montgomery	2017-18
	13	Pat Curran	2000-04
	13	Steve Puthoff	1977-80
	13	Ronnie Parson	1964-66

RECEIVING YARDS PER GAME

	YPG	PLAYER	SEASON
1.	85.8	Drae McCray	2021-22
2.	75.0	Harold Roberts	1967-70
3.	64.0	Michael Farrell	1998-01
4.	57.0	DeAngelo Wilson	2017-19
5.	55.4	Jared Beard	2014-16
6.	54.0	Steve Puthoff	1977-80
7.	53.4	Baniko Harley	2017-21
8.	51.9	Pat Curran	2000-04
9.	50.6	Lanis Frederick	2005-08
10.	44.6	DJ Montgomery	2017-18

RECEPTIONS PER GAME

	RPG	PLAYER	SEASONS
1.	5.86	Drae McCray	2021-22
2.	5.80	Harold Roberts	1967-70
3.	4.60	Jared Beard	2014-16
4.	4.05	Michael Farrell	1998-01
5.	3.77	DeAngelo Wilson	2017-20
6.	3.76	Pat Curran	2000-04
7.	3.64	Devin Stark	2009-12
8.	3.52	Lanis Frederick	2005-08
9.	3.18	Steve Puthoff	1977-80
10.	2.91	Baniko Harley	2017-21

AUSTIN PEAY FOOTBALL

INDIVIDUAL RECORDS

TOTAL OFFENSE | SINGLE GAME

TOTAL PLAYS

	PLAYS	PLAYER, OPPONENT	SEASON
1.	72	Brian Baker, at Virginia-Wise	1999
2.	63	Draylen Ellis, Tennessee St.	2021
	63	Jake Ryan, at Jacksonville St.	2012
4.	61	Matt Hicks, at Arkansas St.	1996
5.	60	Draylen Ellis, at Eastern Ky.	2021
	60	John Kok, Murray State	1969
7.	59	Draylen Ellis, at Jacksonville St.	2020
	59	Brian Baker, Campbellsville	2001
	59	Brian Baker, at Davidson	1999
10.	58	Draylen Ellis, Southeast Mo.	2021

TOTAL YARDS

	YARDS	PLAYER, OPPONENT	SEASON
1.	466	JaVaughn Craig, Tennessee St.	2016
2.	429	Brian Baker, at Virginia-Wise	1999
3.	423	Brian Baker, Campbellsville	2001
4.	384	Mike DiLiello, Miss. Valley St.	2022
5.	380	Draylen Ellis, Morehead St.	2021
6.	378	JaVaughn Craig, at Tenn. Tech	2019
7.	376	Draylen Ellis, Tenn. Tech	2021
8.	374	Jake Ryan, at Jacksonville St.	2012
9.	368	JaVaughn Craig, at Sacramento St.	2019
10.	361	Brian Baker, at Davidson	1999
	361	Adam Pineo, Campbellsville	1998

TOTAL OFFENSE | SEASON

Minimum 8 games played, 200 plays required to qualify for average records.

TOTAL YARDS

	YARDS	PLAYER	SEASON
1.	3922	JaVaughn Craig	2019
2.	2893	Mike DiLiello	2022
3.	2695	Brian Baker	1999
4.	2693	Draylen Ellis	2021
5.	2199	Sonny Defilippis	1980
6.	2156	Mark Cunningham	2006
7.	2148	Jeremiah Oatsvall	2018
8.	2042	Jake Ryan	2012
9.	2015	Jesse Kellogg	2004
10.	1940	Lance Hoeltke	1995

TOUCHDOWNS RESPONSIBLE FOR

	TD	PLAYER	SEASON
1.	37	JaVaughn Craig	2019
2.	29	Mike DiLiello	2022
3.	26	Jeremiah Oatsvall	2018
4.	25	Brian Baker	1999
5.	22	Sonny Defilippis	1980
6.	20	Draylen Ellis	2021
7.	19	Brian Baker	2001
8.	18	Jake Ryan	2012
	18	Chris Fletcher	2006
	18	Jay Bailey	2002
	18	Rodney Rogers	1965

TOTAL YARDS PER GAME

	YARDS	PLAYER	SEASON
1.	269.3	Draylen Ellis	2021
2.	263.0	Mike DiLiello	2022
3.	261.5	JaVaughn Craig	2019
4.	245.0	Brian Baker	1999
5.	207.8	Brian Baker	2001
6.	200.0	Adam Pineo	1998
7.	199.9	Sonny Defilippis	1980
8.	196.0	Mark Cunningham	2006
9.	195.3	Jeremiah Oatsvall	2018
10.	185.6	Jake Ryan	2012

TOTAL OFFENSE | CAREER

Minimum 16 games played, 400 plays required to qualify for average records.

TOTAL YARDS

	YDS	PLAYER	SEASONS
1.	6220	JaVaughn Craig	2016-19
2.	5421	Brian Baker	1998-01
3.	5254	Jesse Kellogg	2001-05
4.	5074	Jake Ryan	2008-12
5.	4688	Chris Fletcher	2004-07
6.	4533	Jeremiah Oatsvall	2017-20
7.	4047	Draylen Ellis	2020-21
8.	3550	Ryan White	2007-11
9.	3468	Randy Christophel	1975-78
10.	3144	Mark Cunningham	2004-07

TOUCHDOWNS RESPONSIBLE FOR

	TD	PLAYER	SEASONS
1.	58	JaVaughn Craig	2016-19
2.	51	Brian Baker	1998-01
3.	45	Chris Fletcher	2004-07
4.	44	Jeremiah Oatsvall	2017-20
5.	39	Jake Ryan	2008-12
6.	36	Draylen Ellis	2020-21
7.	33	Kentel Williams	2016-19
8.	32	Jay Bailey	2000-02
9.	31	Harold Roberts	1967-70
10.	30	Ahmaad Tanner	2017-21
	30	Sonny Defilippis	1979-80
	30	Dennis Dyer	1967-69

TOTAL YARDS PER GAME

	YDS/GM	PLAYER	SEASONS
1.	252.9	Draylen Ellis	2020-21
2.	174.9	Brian Baker	1998-01
3.	168.1	JaVaughn Craig	2016-19
4.	167.2	Sonny Defilippis	1979-80
5.	161.9	Jeremiah Oatsvall	2017-20
6.	129.2	Mike Katzman	1981-82
7.	128.1	Jesse Kellogg	2001-05
8.	126.8	Jake Ryan	2008-12
9.	123.0	Dale Edwards	1985-87
10.	106.5	Chris Fletcher	2004-07

AUSTIN PEAY FOOTBALL

INDIVIDUAL RECORDS

TOTAL OFFENSE | ANNUAL LEADERS

By total yards; (N) NCAA Statistical Champion.

YEAR	PLAYER	RUSH	PASS	TOTAL	YEAR	PLAYER	RUSH	PASS	TOTAL
1959	Bert Simpson	368	135	503	1992	Jody Smith	468	0	468
1960	Richard Moore	-29	505	476	1993	Jeff Gooch	287	431	718
1961	Cobb Parker	261	335	596	1994	Anthony Lee	482	698	1180
1962	Richard Moore	-72	600	528	1995	Lance Hoeltke	370	1570	1940
1963	Carlton Flatt	296	579	875	1996	Daniel Williams	503	290	793
1964	Carlton Flatt	356	740	1096	1997	Adam Pineo	-92	1044	952
1965	Rodney Rogers	370	833	1203	1998	Adam Pineo	-81	1881	1800
1966	Carl Williams	367	1103	1470	1999	Brian Baker	-114	2809	2695
1967	Ronnie Hackney	758	0	758	2000	John Shephard	169	680	849
1968	Dennis Dyer	7	1354	1361	2001	Brian Baker	-11	1881	1870
1969	Dennis Dyer	-70	977	907	2002	Jay Bailey	1687	0	1687
1970	Kenny Johnson	523	0	523	2003	Jesse Kellogg	-7	1809	1802
1971	Art Hicks	315	26	341	2004	Jesse Kellogg	-22	2037	2015
1972	Rick Christophel	100	518	618	2005	Jesse Kellogg	-64	1082	1018
1973	Rick Christophel	212	906	1118	2006	Mark Cunningham	-80	2236	2156
1974	Rick Christophel	181	649	830	2007	Chris Fletcher	1343	0	1343
1975	Randy Christophel	54	1052	1106	2008	Trent Caffee	24	732	756
1976	Randy Christophel	67	895	962	2009	Ryan White	1081	0	1081
1977	Randy Christophel	135	823	958	2010	Jake Ryan	-41	1120	1079
1978	Steve Brewer	93	672	765	2011	Jake Ryan	-36	1478	1442
1979	Steve Brewer	35	1014	1049	2012	Jake Ryan	-62	2104	2042
1980	Sonny Defilippis	581	1618	2199	2013	Omar Williams	636	0	636
1981	Floyd Jones	1093	15	1108	2014	Trey Taylor	87	511	598
1982	Mike Katzman	239	1247	1486	2015	Trey Taylor	178	1058	1236
1983	Rob Christophel	-73	683	610	2016	Timarious Mitchell	193	1101	1294
1984	Rickey Rice	98	776	874	2017	Jeremiah Oatsvall	453	1148	1601
1985	Dale Edwards	59	805	864	2018	Jeremiah Oatsvall	517	1631	2148
1986	Dale Edwards	-68	1623	1555	2019	JaVaughn Craig	714	3208	3922
1987	Sammy Gholston	207	1023	1230	2020	Draylen Ellis	84	1270	1354
1988	Sammy Gholston	162	434	596	2021	Draylen Ellis	67	2693	2626
1989	Kerry Severson	82	1218	1300	2022	Mike DiLiello	446	2447	2893
1990	Reggie Williams	381	335	716					
1991	Reggie Williams	395	773	1168					

AUSTIN PEAY FOOTBALL

INDIVIDUAL RECORDS

ALL-PURPOSE YARDS | SINGLE GAME

SINGLE GAME SINCE 1996

ALL-PURPOSE YARDS

	YDS	PLAYER, OPPONENT	SEASON
1.	399	Kentel Williams, Eastern Ky.	2016
2.	363	Kyran Moore, at UCF	2017
3.	338	Terrence Holt, Murray St.	2010
4.	323	Mike Farrell, Campbellsville	2001
5.	312	Terrence Holt, at Tennessee-Martin	2009
6.	299	Drae McCray, Tenn. Tech	2021
7.	288	Terrence Holt, Newberry	2009
8.	287	Jay Bailey, at Campbellsville	2002
9.	286	Michael Farrell, Charleston So.	2000
10.	270	Kentel Williams, at Morehead	2018

ALL-PURPOSE YARDS | SEASON

Minimum 8 games, 100 plays required to qualify for per game and per rush records.

ALL PURPOSE YARDS

	YDS	PLAYER	SEASON
1.	2373	Terrence Holt	2009
2.	2153	Jay Bailey	2002
3.	2049	Terrence Holt	2010
4.	1842	Chris Fletcher	2006
5.	1831	DeAngelo Wilson	2019
6.	1733	Terrence Holt	2008
7.	1510	Kentel Williams	2018
8.	1477	Michael Farrell	1999
9.	1414	Kentel Williams	2019
10.	1407	Chris Fletcher	2007

ALL PURPOSE YARDS/GAME

	YDS	PLAYER	SEASON
1.	215.7	Terrence Holt	2009
2.	186.3	Terrence Holt	2010
3.	179.4	Jay Bailey	2002
4.	167.8	Kentel Williams	2018
5.	167.5	Chris Fletcher	2006
6.	157.5	Terrence Holt	2008
7.	150.1	Tim Chilcutt	1965
8.	144.2	Michael Farrell	2001
9.	134.3	Michael Farrell	1999
10.	127.9	Chris Fletcher	2007

ALL-PURPOSE YARDS | CAREER

Minimum 16 games, 200 plays required to qualify for per game and per rush records.

ALL PURPOSE YARDS

	YDS	PLAYER	SEASONS
1.	7512	Terrence Holt	2007-10
2.	5552	Chris Fletcher	2004-07
3.	4833	Kentel Williams	2016-19
4.	3970	Michael Farrell	1998-01
5.	3969	Ryan White	2007-11
6.	3756	Mike Lewis	1985-87, 89
7.	3621	Jay Bailey	2000-02
8.	3417	Tim Chilcutt	1963-65
9.	3121	DeAngelo Wilson	2017-20
10.	3061	Harold Roberts	1967-70

ALL PURPOSE YARDS PER GAME

	YDS	PLAYER	SEASONS
1.	170.7	Terrence Holt	2007-10
2.	126.2	Chris Fletcher	2004-07
3.	124.9	Jay Bailey	2000-02
4.	109.8	Kentel Williams	2017-18
5.	107.3	Michael Farrell	1998-01
6.	103.9	Tim Chilcutt	1962-65
7.	98.1	Drae McCray	2021-22
8.	91.3	Henry Yarber	1974-76
9.	90.2	Ryan White	2007-11
10.	87.2	Samy Hillman	1990-92

AUSTIN PEAY FOOTBALL

INDIVIDUAL RECORDS

ALL-PURPOSE YARDS | ANNUAL LEADERS

By total yards; (N) NCAA Statistical Champion.

YEAR	PLAYER	RUSH	REC	PR	KR	IR	TOTAL
1959	Bert Simpson	368	98	95	158	50	769
1960	Ronnie Dollar	335	97	84	20	0	536
1961	Tommy Donnelly	336	13	0	112	0	461
1962	Tim Chilcutt	97	85	113	325	14	634
1963	Tim Chilcutt	256	246	129	415	0	1046
1964	Tim Chilcutt	261	228	194	204	133	1020
1965	Tim Chilcutt	316	272	502	258	3	1351
1966	John Ogles	1054	0	0	0	0	1054
1967	Ronnie Hackney	758	0	0	46	0	804
1968	Ronnie Simpson	655	43	90	349	0	1137
1969	Ronnie Fuqua	117	21	100	571	124	933
1970	Calvin Warner	0	0	213	434	22	669
1971	Art Hicks	315	135	0	86	0	539
1972	Glen Harkrader	282	96	0	264	0	642
1973	Ron Bailey	2	385	0	215	0	602
1974	Henry Yarber	822	63	0	248	0	1133
1975	Henry Yarber	492	111	0	577	0	1180
1976	Waddle Whitehead	678	24	0	0	0	702
1977	Coveak Moody	502	114	0	351	0	967
1978	Joe Grimsley	0	0	379	408	0	787
1979	Cosmo Cochran	450	78	0	135	0	663
1980	Steve Puthoff	0	912	0	0	0	912
1981	Floyd Jones	1093	95	0	54	0	1242
1982	Fred Motes	345	154	0	539	0	1038
1983	Fred Motes	263	143	0	440	0	846
1984	Everett Smalls	256	165	187	32	0	640
1985	Mike Lewis	608	130	0	0	0	738
1986	Mike Lewis	1086	244	0	0	0	1330
1987	Mike Lewis	486	226	0	0	0	712
1988	Derwin Wright	2	0	53	433	11	499
1989	Mike Lewis	383	305	76	0	0	764
1990	Samy Hillman	70	97	0	596	0	763

YEAR	PLAYER	RUSH	REC	PR	KR	IR	TOTAL
1991	Samy Hillman	363	200	0	607	0	1170
1992	Samy Hillman	328	69	0	548	0	945
1993	Antone Thrift	37	158	0	721	0	916
1994	Chris Horton	427	104	0	286	0	817
1995	Chris Horton	384	312	8	209	0	913
1996	Jacob Dickson	783	19	0	7	0	809
1997	Frank Escobar	0	698	44	122	0	864
1998	Vince Tweddell	0	1033	162	0	0	1195
1999	Michael Farrell	0	965	37	475	0	1477
2000	Michael Farrell	25	501	77	417	0	1020
2001	Michael Farrell	20	846	121	311	0	1298
2002	Jay Bailey	1687	85	0	381	0	2153
2003	Quea Williams	724	146	0	0	0	870
2004	Chris Fletcher	974	144	0	0	0	1118
2005	Chris Fletcher	970	82	0	133	0	1185
2006	Chris Fletcher	1401	200	0	241	0	1842
2007	Chris Fletcher	1343	64	0	0	0	1407
2008	Terrence Holt	287	26	135	1285	0	1733
2009	Terrence Holt	793	187	199	1194	0	(N) 2373
2010	Terrence Holt	793	90	66	1100	0	2049
2011	Ryan White	1100	179	0	0	0	1279
2012	Terrence Oliver	341	328	0	308	0	977
2013	Tim Phillips	497	118	0	52	0	667
2014	Otis Gerron	596	114	0	0	0	710
2015	Kendall Morris	695	44	9	9	9	739
2016	Kyran Moore	116	392	34	679	23	1244
2017	Kyran Moore	231	526	97	482	0	1336
2018	Kentel Williams	831	127	5	547	0	1510
2019	DeAngelo Wilson	60	1564	211	-4	0	1831
2020	CJ Evans Jr.	365	201	0	62	0	628
2021	Drae McCray	1	882	39	108	0	1030
2022	Drae McCray	54	1021	0	54	0	1129

AUSTIN PEAY FOOTBALL

INDIVIDUAL RECORDS

SCORING | SINGLE GAME

TOTAL POINTS

	PLAYS	PLAYER, OPPONENT	SEASON
1.	30	Daniel Williams, Tennessee-Martin	1996
2.	24	Dræ McCray, Tenn. Tech	2021
	24	Baniko Harley, at Southeast Mo.	2020
	24	Kentel Williams, at Morehead	2018
	24	JaVaughn Craig, Morehead St.	2017
	24	Chris Fletcher, North Greenville	2006
	24	Jay Bailey, Morehead St.	2002
	24	Ron Blair, Ky. Wesleyan	2001
	24	Brandon Garner, Virginia-Wise	2000
	24	Jay Bailey, at Ky. Wesleyan	2000

TOUCHDOWNS SCORED

	TD	PLAYER, OPPONENT	SEASON
1.	5	Daniel Williams, Tennessee-Martin	1996
2.	4	Dræ McCray, Tenn. Tech	2021
	4	Baniko Harley, at Southeast Mo.	2020
	4	Kentel Williams, at Morehead St.	2018
	4	JaVaughn Craig, Morehead, St.	2017
	4	Chris Fletcher, North Greenville	2006
	4	Jay Bailey, Morehead St.	2002
	4	Ron Blair, Ky. Wesleyan	2001
	4	Brandon Garner, Virginia-Wise	2000
	4	Jay Bailey, at Ky. Wesleyan	2000

POINTS SCORED BY KICKING

	PTS	PLAYER, OPPONENT	SEASON
1.	14	Stephen Stansell, at Tennessee St.	2010
2.	13	Stephen Stansell, Tennessee St.	2011
	13	David Young, Tennessee-Martin	1996
4.	12	Maddux Trujillo, at Tennessee St.	2021
	12	Maddux Trujillo, Tennessee Tech	2021
	12	Logan Birchfield, at Mercer	2019
	12	Isaac Ziolkowski, Southeast Mo.	2008
8.	11	Maddux Trujillo, Miss. Valley St.	2022
	11	Justin Deardorff, Ky. Wesleyan	2001
	11	Logan Birchfield, N.C. Central	2019

SCORING | SEASON

TOTAL POINTS SCORED

	TP	PLAYER	SEASON
1.	108	Chris Fletcher	2006
	108	Jay Bailey	2002
3.	103	Logan Birchfield	2019
4.	90	DeAngelo Wilson	2019
	90	Terrence Holt	2009
	90	Chris Fletcher	2007
7.	84	Kentel Williams	2019
8.	78	Maddux Trujillo	2021
	78	John Ogles	1966
10.	77	Maddux Trujillo	2022

TOUCHDOWNS SCORED

	TDS	PLAYER	SEASON
1.	18	Chris Fletcher	2006
	18	Jay Bailey	2002
3.	15	DeAngelo Wilson	2019
	15	Terrence Holt	2009
	15	Chris Fletcher	2007
6.	14	Kentel Williams	2019
7.	13	John Ogles	1966
8.	12	Ahmaad Tanner	2021
	12	DeAunta McAfee	1998
10.	11	Baniko Harley	2019
	11	Ron Blair	2001
	11	Floyd Jones	1981
	11	Harold Roberts	1967

SCORING | CAREER

TOTAL POINTS SCORED

	PTS	PLAYER	SEASONS
1.	270	Chris Fletcher	2004-07
2.	234	Logan Birchfield	2015-19
3.	203	Stephen Stansell	2009-12
4.	198	Kentel Williams	2016-19
5.	192	Jay Bailey	2000-02
6.	186	Harold Roberts	1967-70
7.	180	Ahmaad Tanner	2017-21
8.	174	Terrence Holt	2007-10
9.	170	Justin Deardorff	1999-03
10.	168	John Ogles	1963-66

TOUCHDOWNS SCORED

	TDS	PLAYER	SEASONS
1.	45	Chris Fletcher	2004-07
2.	33	Kentel Williams	2016-19
3.	32	Jay Bailey	2000-02
4.	31	Harold Roberts	1967-70
5.	30	Ahmaad Tanner	2017-21
6.	29	Terrence Holt	2007-10
7.	28	John Ogles	1963-66
8.	25	Baniko Harley	2017-21
	25	DeAngelo Wilson	2017-19
10.	20	Mike Lewis	1985-87, 89

AUSTIN PEAY FOOTBALL

INDIVIDUAL RECORDS

SCORING | ANNUAL LEADERS

By total points; (N) NCAA Statistical Champion.

YEAR	PLAYER	POINTS	TD	PAT	2PT	FG
1959	Bert Simpson	18	3	0	0	0
	Dan Burden	18	3	0	0	0
1960	Jack Wallace	36	6	0	0	0
1961	Ralph Grant	25	2	8	1	0
1962	Rupert Baker	18	3	0	0	0
1963	Pete Bush	18	2	6	0	0
1964	Ronnie Parson	45	4	15	0	2
1965	Ronnie Parson	69	6	21	0	4
1966	John Ogles	78	13	0	0	0
1967	Harold Roberts	66	11	0	0	0
1968	Harold Roberts	48	8	0	0	0
1969	Harold Roberts	54	9	0	0	0
1970	Steve Shia	26	0	14	0	4
1971	Art Hicks	42	7	0	0	0
1972	Paul Cooley	24	4	0	0	0
1973	Bill Hammon	31	3	7	0	2
1974	Rick Christophel	30	5	0	0	0
	Bill Hammon	30	5	0	0	0
1975	Tim Maxwell	41	0	11	0	10
1976	Henry Yarber	42	7	0	0	0
1977	Mike Meador	38	0	17	0	7
1978	Steve Puthoff	36	6	0	0	0
1979	Mike Meador	40	0	22	0	6
1980	Sonny Defilippis	60	10	0	0	0
1981	Floyd Jones	66	11	0	0	0
1982	Everett Smalls	30	5	0	0	0
1983	Brian Yarbrough	46	0	13	0	11
1984	Five Players	18	3	0	0	0
1985	Brian Yarbrough	49	0	22	0	9
1986	Mike Lewis	54	9	0	0	0
1987	Tom McMillan	51	0	9	0	14
1988	Tom McMillan	31	0	7	0	8
1989	Kerry Severson	24	4	0	0	0
	Ray Shockley	24	4	0	0	0

YEAR	PLAYER	POINTS	TD	PAT	2PT	FG
1990	Steve Munnell	30	0	12	0	6
1991	Jody Smith	38	6	0	1	0
1992	Steve Munnell	32	0	20	0	4
1993	Steve Munnell	39	0	21	0	6
1994	David Young	63	0	33	0	10
1995	Chris Horton	54	9	0	0	0
1996	Daniel Williams	42	7	0	0	0
1997	Frank Escobar	38	6	2	0	0
1998	Deaunta McAfee	72	12	0	0	0
1999	Michael Farrell	44	7	0	1	0
2000	Jay Bailey	42	7	0	0	0
	Ron Blair	66	11	0	0	0
2002	Jay Bailey	108	18	0	0	0
2003	Kenneth Ellison	36	6	0	0	0
2004	Pat Curran	48	8	0	0	0
2005	Chris Fletcher	42	7	0	0	0
2006	Chris Fletcher	108	18	0	0	0
2007	Chris Fletcher	90	15	0	0	0
2008	John Bell	29	0	8	0	7
2009	Terrence Holt	90	15	0	0	0
2010	Stephen Stansell	57	0	21	0	12
2011	Stephen Stansell	53	0	23	0	10
2012	Devin Stark	62	10	0	1	0
2013	Chase Dunlap	29	0	8	0	7
2014	Jared Beard	24	4	0	0	0
2015	Jared Beard	36	6	0	0	0
2016	Nick Gauna	45	0	30	0	5
2017	Logan Birchfield	50	0	41	0	3
2018	DJ Montgomery	60	10	0	0	0
2019	Logan Birchfield	103	0	67	0	12
2020	CJ Evans Jr.	30	5	0	0	0
	Baniko Harley	30	5	0	0	0
2021	Maddux Trujillo	78	0	36	0	14
2022	Maddux Trujillo	77	0	44	0	11

AUSTIN PEAY FOOTBALL

INDIVIDUAL RECORDS

POINT AFTER TRY | SINGLE GAME

PAT KICKS MADE

	PAT	PLAYER, OPPONENT	SEASON
1.	10	Logan Birchfield, at Morehead St.	2018
2.	9	Maddux Trujillo, Presbyterian	2022
3.	8	Logan Birchfield, Morehead St.	2017
	8	Justin Deardorff, Ky. Wesleyan	2001
	8	Dick Hays, Union	1951
6.	7	Maddux Trujillo, Murray State	2022
	7	Logan Birchfield, Jacksonville St.	2019
	7	Logan Birchfield, Tennessee St.	2018
	7	Stephen Stansell, Culver-Stockton	2012
	7	Ross Coffee, Charleston (WV)	2006
	7	David Young, Tennessee-Martin	1996

PAT ATTEMPTS

	PAT	PLAYER, OPPONENT	SEASON
1.	10	Logan Birchfield, at Morehead	2018
2.	9	Maddux Trujillo, Presbyterian	2022
	9	Logan Birchfield, Morehead St.	2017
4.	8	Justin Deardorff, Ky. Wesleyan	2001
	8	Dick Hays, Union	1951
6.	7	Maddux Trujillo, Murray State	2022
	7	Logan Birchfield, Jacksonville St.	2019
	7	Logan Birchfield, Tennessee St.	2018
	7	Stephen Stansell, Culver-Stockton	2012
	7	Ross Coffee, Charleston (WV)	2006
	7	David Young, Tennessee-Martin	1996

POINT AFTER TRY | SEASON

Minimum 8 games, 20 PAT attempts required to qualify for percentage records.

PAT KICKS MADE

	FGM	PLAYER	SEASON
1.	67	Logan Birchfield	2019
2.	44	Maddux Trujillo	2022
3.	41	Logan Birchfield	2018
	41	Logan Birchfield	2017
5.	36	Maddux Trujillo	2021
6.	33	David Young	1994
7.	32	Justin Deardorff	2002
8.	30	Nick Gauna	2016
9.	29	Justin Deardorff	2001
10.	27	Stephen Stansell	2012
	27	Stephen Stansell	2009
	27	Ross Coffee	2006

PAT KICKS ATTEMPTED

	ATT	PLAYER	SEASON
1.	67	Logan Birchfield	2019
2.	45	Maddux Trujillo	2022
3.	43	Logan Birchfield	2018
	43	Logan Birchfield	2017
5.	38	Maddux Trujillo	2021
6.	36	Justin Deardorff	2002
7.	35	David Young	1994
8.	31	Nick Gauna	2016
	31	Issac Ziolkowski	2007
	31	Ronnie Parson	1965

PAT KICKS ATTEMPTED

	K%	PLAYER	SEASON
1.	100.0	Logan Birchfield (67-67)	2019
	100.0	Justin Deardorff (29-29)	2001
	100.0	Stephen Stansell (23-23)	2011
	100.0	Brian Yarbrough (22-22)	1985
	100.0	Steve Munnell (21-21)	1993
6.	97.8	Maddux Trujillo (44-45)	2022
7.	96.8	Nick Gauna (30-31)	2016
8.	96.4	Stephen Stansell (27-28)	2012
	96.4	Stephen Stansell (27-28)	2009
10.	95.5	Stephen Stansell (21-22)	2010

POINT AFTER TRY | CAREER

Minimum 16 games, 40 PAT attempts required to qualify for percentage records.

PAT KICKS MADE

	PAT	PLAYER	SEASONS
1.	159	Logan Birchfield	2015-19
2.	101	Justin Deardorff	1999-03
3.	98	Stephen Stansell	2009-12
4.	80	Maddux Trujillo	2021-
5.	73	David Young	1994-96
6.	71	Steve Munnell	1990-93
7.	61	Mike Meador	1976-79
8.	50	Ronnie Parson	1964-66
9.	47	Ray Hampton	1978,80-82
10.	39	Brian Yarbrough	1982-85

PAT KICKS ATTEMPTED

	ATT	PLAYER	SEASONS
1.	167	Logan Birchfield	2015-19
2.	109	Justin Deardorff	1999-03
3.	101	Stephen Stansell	2009-12
4.	83	Maddux Trujillo	2021-
5.	80	David Young	1994-96
6.	76	Steve Munnell	1990-93
7.	71	Ronnie Parson	1964-66
8.	70	Mike Meador	1976-79
9.	53	Ray Hampton	1978,80-82
10.	43	Brian Yarbrough	1982-85
	43	Steve Shia	1969-72

PAT KICK PERCENTAGE

	PCT	PLAYER	SEASONS
1.	97.0	Stephen Stansell	2009-12
2.	96.4	Maddux Trujillo	2021-
3.	95.2	Logan Birchfield	2015-19
4.	93.4	Steve Munnell	1990-93
5.	92.7	Justin Deardorff	1999-03
6.	91.2	David Young	1994-96
7.	90.7	Brian Yarbrough	1982-85
8.	88.7	Ray Hampton	1978, 80-82
9.	87.1	Mike Meador	1976-79
10.	70.4	Ronnie Parson	1964-66

AUSTIN PEAY FOOTBALL

INDIVIDUAL RECORDS

FIELD GOALS | SINGLE GAME

FIELD GOALS MADE

	FGM	PLAYER, OPPONENT	SEASON
1.	4	Stephen Stansell, at Tenn. St.	2010
2.	3	Maddux Trujillo, Tenn. St.	2021
	3	Maddux Trujillo, at Tenn. St.	2021
	3	Logan Birchfield, Central Ark.	2019
	3	Stephen Stansell, Tenn. St.	2011
	3	Isaac Ziolkowski, Southeast Mo.	2008
	3	John Bell, Gardner-Webb	2008
	3	Bradley Wilson, Cumberland	2005

FIELD GOALS ATTEMPTED

	FGA	PLAYER, OPPONENT	SEASON
1.	4	Maddux Trujillo, Tenn. St.	2021
	4	Maddux Trujillo, at Tenn. St.	2021
	4	Logan Birchfield, Central Ark.	2019
	4	Stephen Stansell, at Tenn. St.	2010
	4	Isaac Ziolkowski, Southeast Mo.	2008
	4	John Bell, Gardner-Webb	2008
	4	Bradley Wilson, Cumberland	2005

LONGEST FIELD GOAL MADE

	YDS	PLAYER, OPPONENT	SEASON
1.	55	Maddux Trujillo, Jacksonville St.	2022
	55	Brian Yarbrough, Western Ky.	1983
3.	52	Nick Gauna, Eastern Ky.	2016
	52	Stephen Stansell, at Murray St.	2009
5.	51	Stephen Stansell, at Wisconsin	2010
	51	John Bell, Gardner-Webb	2008
7.	50	Stephen Stansell, at Jacksonville St.	2010
	50	Stephen Stansell, at Tenn. St.	2010
9.	49	Logan Birchfield, N.C. Central	2019
10.	48	Chase Dunlap, at Tenn. St.	2013

FIELD GOALS | SEASON

Minimum 8 games, 8 field goal attempts required to qualify for percentage records.

FIELD GOALS MADE

	FGM	PLAYER	SEASON
1.	14	Maddux Trujillo	2021
	14	Tom McMillan	1987
3.	12	Logan Birchfield	2019
	12	Stephen Stansell	2010
5.	11	Maddux Trujillo	2022
	11	Brian Yarbrough	1983
7.	10	Stephen Stansell	2011
	10	David Young	1994
	10	Tom McMillan	1986
	10	Tim Maxwell	1975

FIELD GOALS ATTEMPTED

	FGA	PLAYER	SEASON
1.	23	Tom McMillan	1987
2.	21	Brian Yarbrough	1985
3.	20	Maddux Trujillo	2022
	20	Justin Deardorff	2002
5.	19	Logan Birchfield	2019
	19	Stephen Stansell	2011
	19	Tom McMillan	1986
8.	18	Maddux Trujillo	2021
	18	Stephen Stansell	2010
	18	Brian Yarbrough	1983

FIELD GOAL PERCENTAGE

	FG%	PLAYER	SEASON
1.	77.8	Maddux Trujillo (14-18)	2021
2.	71.4	David Young (10-14)	1994
3.	70.0	Brad Wilson (7-10)	2005
4.	66.7	Stephen Stansell (12-18)	2010
	66.7	Ross Coffee (8-12)	2006
	66.7	Justin Deardorff (6-9)	2000
	66.7	Steve Munnell (6-9)	1990
	66.7	Steve Shia (6-9)	1971
9.	64.3	Isaac Ziolkowski (9-14)	2007
10.	63.2	Logan Birchfield (12-19)	2019

FIELD GOALS | CAREER

Minimum 16 games, 16 field goal attempts required to qualify for percentage records.

FIELD GOALS MADE

	FGM	PLAYER	SEASONS
1.	35	Stephen Stansell	2009-12
2.	33	Tom McMillan	1986-89
3.	25	Maddux Trujillo	2021-
	25	Logan Birchfield	2015-19
5.	23	Justin Deardorff	1999-03
6.	21	Steve Munnell	1990-93
	21	Brian Yarbrough	1982-85
8.	19	David Young	1994-96
9.	15	Mike Meador	1976-79
10.	14	Isaac Ziolkowski	2007-10

FIELD GOALS ATTEMPTED

	FGA	PLAYER	SEASONS
1.	64	Stephen Stansell	2009-12
2.	62	Tom McMillan	1986-89
3.	44	Just Deardorff	1999-03
4.	42	Brian Yarbrough	1982-85
5.	40	Mike Meador	1976-79
	40	Logan Birchfield	2015-19
7.	38	Maddux Trujillo	2021-
8.	37	Steve Munnell	1990-93
9.	34	David Young	1994-96
10.	25	Steve Shia	1969-72

FIELD GOAL PERCENTAGE

	PCT	PLAYER	SEASONS
1.	65.8	Maddux Trujillo	2021-
2.	63.6	Isaac Ziolkowski	2007-10
3.	62.5	Logan Birchfield	2015, 17-18
4.	58.8	Tim Maxwell	1973-75
5.	56.8	Steve Munnell	1990-93
6.	55.9	David Young	1994-96
7.	55.0	Ronnie Parson	1964-66
8.	54.7	Stephen Stansell	2009-12
9.	53.2	Tom McMillan	1986-89
10.	52.3	Justin Deardorff	1999-03

AUSTIN PEAY FOOTBALL

INDIVIDUAL RECORDS

PUNTING | SINGLE GAME

PUNTS				YARDS PER PUNT				LONGEST PUNT			
P	PLAYER, OPPONENT	SEASON	YPP	PLAYER, OPPONENT	SEASON	TD	PLAYER, OPPONENT	SEASON			
1.	14 Mike Johnson, Tenn. Tech	1971	1.	49.0 Matt Rigney, Southeast Mo.	2021	1.	81 Chip Johnson, Western Ky.	1974			
2.	13 Jeremy Stansbury, Samford	1999	2.	48.8 Ben Campbell, Central St.	2011	2.	70 Ben Campbell, Murray St.	2014			
3.	11 Ben Campbell, Eastern Ky.	2014	3.	48.7 Devin Stuart, at Tenn. Tech	2017		70 Ryan Key, at Middle Tenn.	2010			
	11 Bradley Wilson, at Dayton	2005	4.	48.3 Devin Stuart, Jacksonville St.	2017	4.	68 Ben Campbell, Murray St.	2012			
	11 Bradley Wilson, Dayton	2004	5.	47.7 J.P. Hogan, at Ky. Wesleyan	2000	5.	66 Devin Stuart, Tenn. Tech	2016			
	11 Chris Wiggins, at Middle Tenn.	1996	6.	47.6 Ryan Key, at Samford	2007	6.	65 Matt Rigney, Tenn. St.	2020			
6.	10 Several Times, Most recently by Matt Rigney, Tenn. St.	2020	7.	47.3 Ryan Key, at Eastern Ky.	2008		65 Devin Stuart, at Jacksonville St.	2018			
			8.	47.2 Bradley Wilson, Valparaiso	2005		65 Jaime Iracheta, at Morehead St.	1997			
			9.	47.0 Ryan Key, Tenn. Tech	2010	9.	64 Nick Gauna, at UT Martin	2016			
			10.	46.7 Devin Stuart, at Eastern Ky.	2019	10.	61 Ross Coffee, at Morehead St.	2006			
							61 Bradley Wilson, Valparaiso	2005			

PUNTS DOWNED INSIDE 20			
I20	PLAYER, OPPONENT	SEASON	
1.	5 Ryan Key, Jacksonville St.	2009	
	5 Ben Wilson, at Davidson	2005	
	5 J.P. Hogan, at Charleston So.	2001	
4.	4 Devin Stuart, Southeast Mo.	2019	
	4 Evan Toby, at Tennessee St.	2015	
	4 Ryan Key, at Eastern Ky.	2008	
	4 Ben Wilson, at Murray St.	2005	
	4 Ben Wilson, Cumberland (Tenn.)	2005	
	4 Ben Wilson, Davidson	2004	
	4 J.P. Hogan, Charleston So.	2000	
	4 John Moran, at Georgetown	1998	

PUNTING | SEASON

Minimum 30 punt attempts required to qualify for per punt records.

PUNTING YARDS				PUNTING ATTEMPTS				AVERAGE YARDS/PUNT			
YDS	PLAYER	SEASON	ATT	PLAYER	SEASON	AVG	PLAYER	SEASON			
1.	3586 Ben Campbell	2014	1.	93 Ben Campbell	2014	1.	41.48 Devin Stuart	2017			
2.	3376 Ben Campbell	2013	2.	87 Ben Campbell	2013	2.	41.23 Ryan Key	2010			
3.	3062 Grad Wright	1990	3.	82 Grad Wright	1990	3.	41.03 Devin Stuart	2018			
4.	3000 Reid Barr	1987	4.	78 J.P. Hogan	2002	4.	40.89 Matt Rigney	2022			
5.	2995 Brad Wilson	2005		78 Steve Williams	1984	5.	40.87 Reid Barr	1986			
6.	2980 J.P. Hogan	2002		78 Tim Maxwell	1975	6.	40.73 Matt Rigney	2021			
7.	2942 Steve Williams	1984	7.	77 Brad Wilson	2005	7.	39.47 Reid Barr	1987			
8.	2926 Tim Maxwell	1975		77 Jimmy Hardie	1970	8.	39.22 Steve Williams	1983			
9.	2833 Jimmy Hardie	1970	9.	76 Reid Barr	1987	9.	39.12 Russ Aaron	1977			
10.	2824 Steve Williams	1983	10.	73 Tim Hammond	1981	10.	39.10 Ryan Key	2009			

PUNTING | CAREER

Minimum 100 punt attempts required to qualify for per punt records.

PUNT YARDS			PUNT ATTEMPTS			AVERAGE YARDS PER PUNT		
YDS	PLAYER	SEASONS	ATT	PLAYER	SEASONS	YDS	PLAYER	SEASONS
1.	11119 Ben Campbell	2011-14	1.	289 Ben Campbell	2011-14	1.	39.63 Matt Rigney	2020-22
2.	9773 J.P. Hogan	2000-03	2.	259 J.P. Hogan	2000-03	2.	39.26 Devin Stuart	2016-18
3.	9039 Jimmy Hardie	1967-70	3.	241 Jimmy Hardie	1967-70	3.	39.24 Ryan Key	2006-10
4.	8438 Steve Williams	1982-84	4.	221 Steve Williams	1982-84	4.	38.84 Reid Barr	1985-87
5.	7924 Reid Barr	1985-87	5.	204 Reid Barr	1985-87	5.	38.63 Jeff Buffaloe	1988-89
6.	7847 Ryan Key	2006-10	6.	200 Ryan Key	2006-10	6.	38.47 Ben Campbell	2011-14
7.	7812 Devin Stuart	2015-19	7.	199 Devin Stuart	2015-19	7.	38.18 Steve Williams	1982-84
8.	6977 Richard Hogan	1992-94	8.	186 Richard Hogan	1992-94	8.	38.15 Chris Wiggins	1993-96
9.	6770 Grad Wright	1988-91	9.	180 Grad Wright	1988-91	9.	37.73 J.P. Hogan	2000-03
10.	5986 Steve Brewer	1976-79	10.	163 Steve Brewer	1976-79	10.	37.61 Grad Wright	1988-91

AUSTIN PEAY FOOTBALL

INDIVIDUAL RECORDS

PUNT RETURNS | SINGLE GAME

PUNT RETURNS

	PR	PLAYER, OPPONENT	SEASON
1.	7	Corey Phillips, at Butler	2002
2.	6	Corey Phillips, Dayton	2002
	6	Corey Phillips, Centre	2002
	6	Mike Farrell, Ky. Wesleyan	2001
	6	Vince Tweddell, Charleston So.	1998
	6	Vince Tweddell, Tusculum	1998

PUNT RETURN YARDS

	YDS	PLAYER, OPPONENT	SEASON
1.	92	Kam Thomas, at Central Ark.	2022
2.	83	Terrence Holt, Tenn. St.	2009
3.	75	Tyler Clendenen, Culver-Stockton	2012
4.	74	DeAngelo Wilson, at Morehead St.	2018
5.	67	Terrence Holt, Tenn. Tech	2008
	67	Terrence Holt, Tenn. St.	2007
	67	Trae Willis, Cumberland	2002
8.	65	Tee Howell, Central St.	2011
9.	63	Kam Thomas, Morehead St.	2021
10.	56	DeAngelo Wilson, at Tenn. St.	2019

LONGEST PUNT RETURN

	YDS	PLAYER, OPPONENT	SEASON
1.	92	Kam Thomas, at Central Ark.	2022
2.	71	Terrence Holt, Tenn. St.	2009
3.	67	Terrence Holt, Tenn. St.	2007
4.	65	Tee Howell, Central St.	2011
5.	46	Kam Thomas, Eastern Ky.	2022
	46	Trae Willis, Cumberland	2002
7.	42	Terrence Holt, Tenn. Tech	2008
8.	41	Kam Thomas, Morehead St.	2021
	41	Terrence Holt, Eastern Ky.	2009
10.	40	DeAngelo Wilson, at Morehead St.	2018

PUNT RETURNS | SEASON

Minimum 10 punt returns required to qualify for per game and per punt return records.

PUNT RETURN YARDS

	YDS	PLAYER	SEASON
1.	502	Tim Chilcutt	1965
2.	379	Joe Grimsley	1978
3.	336	Don Derrick	1976
4.	276	Joe Grimsley	1979
5.	215	Todd Herndon	1985
6.	213	Calvin Warner	1970
7.	212	Richard Woods	1973
8.	211	DeAngelo Wilson	2019
9.	201	Kam Thomas	2022
10.	199	Terrence Holt	2009

PUNT RETURNS

	PR	PLAYER	SEASON
1.	40	Corey Phillips	2002
2.	35	Joe Grimsley	1979
3.	34	Joe Grimsley	1978
4.	31	Don Derrick	1976
5.	30	Tim Chilcutt	1965
6.	29	Vince Tweddell	1998
	29	Tim Chilcutt	1964
8.	26	Todd Herndon	1985
9.	24	Michael Farrell	2001
10.	23	Everett Smalls	1993
	23	Don Derrick	1975

PUNT RETURN TOUCHDOWNS

	TDS	PLAYER	SEASON
1.	2	Don Derrick	1976
	2	Don Neff	1974
	2	Tim Chilcutt	1965
4.	1	Several Times, Most recently by Kam Thomas	2022

AVERAGE YARDS/PUNT RETURN

	YDS	PLAYER	SEASON
1.	16.73	Tim Chilcutt	1965
2.	13.40	Kam Thomas	2022
3.	12.44	Terrence Holt	2009
4.	12.25	Terrence Holt	2007
5.	11.78	Richard Woods	1973
6.	11.70	DeAngelo Wilson	2018
7.	11.15	Joe Grimsley	1978
8.	11.00	Everett Smalls	1984
9.	10.84	Don Derrick	1976
10.	10.65	Calvin Warner	1970

PUNT RETURNS | CAREER

Minimum 20 punt returns required to qualify for per game and per punt return records.

PUNT RETURN YARDS

	YDS	PLAYER	SEASONS
1.	938	Tim Chilcutt	1962-65
2.	660	Don Derrick	1974-77
3.	655	Joe Grimsley	1977-79
4.	547	Terrence Holt	2007-10
5.	389	Everett Smalls	1982-84
6.	328	DeAngelo Wilson	2017-20
7.	294	Howell Flatt	1966-69
8.	266	Kam Thomas	2021-
9.	255	Arthur King	1991-93
10.	244	Todd Herndon	1984-87

PUNT RETURNS

	PR	PLAYER	SEASONS
1.	96	Tim Chilcutt	1962-65
2.	73	Don Derrick	1974-77
3.	69	Joe Grimsley	1977-79
4.	50	Terrence Holt	2007-10
	50	Michael Farrell	1998-01
6.	44	Corey Phillips	2001-04
	44	Everett Smalls	1982-84
8.	39	Howell Flatt	1966-69
9.	38	Todd Herndon	1984-87
10.	32	DeAngelo Wilson	2017-20
	32	Ondra Woods	1980-81

PUNT RETURN TOUCHDOWNS

	TDS	PLAYER	SEASONS
1.	3	Don Derrick	1974-77
2.	2	Terrence Holt	2007-10
	2	Don Neff	1971-74
	2	Tim Chilcutt	1963-65
4.	1	Several Times	

AVERAGE YARDS PER PUNT RETURN

	YDS	PLAYER	SEASONS
1.	11.05	Richard Woods	1973-74
2.	10.94	Terrence Holt	2007-10
3.	10.64	Kam Thomas	2021-
4.	10.25	DeAngelo Wilson	2017-20
5.	10.14	Calvin Warner	1970-71
6.	9.77	Tim Chilcutt	1962-65
7.	9.49	Joe Grimsley	1977-79
8.	9.04	Don Derrick	1974-77
9.	8.84	Everett Smalls	1982-84
10.	8.61	Ronnie Fuqua	1968-71

AUSTIN PEAY FOOTBALL

INDIVIDUAL RECORDS

KICK RETURNS | SINGLE GAME

KICK RETURNS

KR	PLAYER, OPPONENT	SEASON
1.	10 Kamron Johnson, at Tenn.-Martin	2011
2.	9 Sheldon Wade, at Murray St.	2011
3.	8 Kyran Moore, at UCF	2017
	8 Terrence Holt, Murray St.	2010
	8 Terrence Holt, at Wisconsin	2010
6.	7 Justin Roberson, at So. Miss	2015
	7 Terrence Holt, at Tennessee-Martin	2009
	7 Terrence Holt, at Youngstown St.	2009
	7 Terrence Holt, at Tenn. St.	2008
	7 Terrence Holt, at N. Dakota St.	2008
	7 Tulsa Payette, Morehead St.	2000

KICK RETURN YARDS

YDS	PLAYER, OPPONENT	SEASON
1.	250 Terrence Holt, at N. Dakota St.	2008
2.	243 Terrence Holt, at Tennessee-Martin	2009
3.	233 Kyran Moore, at UCF	2017
4.	217 Michael Farrell, Charleston So.	2000
5.	189 Terrence Holt, Murray St.	2010
6.	181 Kentel Williams, Eastern Ky.	2016
7.	171 Kamron Johnson, at Tenn.-Martin	2011
8.	167 Kyran Moore, at Eastern Ill.	2016
	167 Quea Williams, Morehead St.	2002
10.	165 Tulsa Payette, at Campbellsville	1999

LONGEST KICK RETURN

YDS	PLAYER, OPPONENT	SEASON
1.	99 Enriquez Perry, Southeast Mo.	2013
	99 Terrence Holt, at Murray St.	2009
3.	98 Kyran Moore, at Eastern Ill.	2016
4.	97 Kentel Williams, Eastern Ky.	2016
5.	96 Tulsa Payette, Valparaiso	1999
6.	95 Terrence Holt, UT Martin	2010
7.	94 Kam Thomas, Murray State	2022
8.	91 Kyran Moore, at UCF	2017
9.	85 Terrence Holt, at Murray St.	2007
10.	81 Tulsa Payette, at Campbellsville	1999

KICK RETURNS | SEASON

Minimum 20 kick returns required to qualify for per game and per kick return records.

KICK RETURN YARDS

YDS	PLAYER	SEASON
1.	1285 Terrence Holt	2008
2.	1194 Terrence Holt	2009
3.	1104 Terrence Holt	2007
4.	1100 Terrence Holt	2010
5.	749 Rex Motes	1986
6.	721 Antone Thrift	1993
7.	679 Kyran Moore	2016
8.	607 Sammy Hillman	1991
	607 Jason Jackson	1989
10.	596 Sammy Hillman	1990

KICK RETURNS

KR	PLAYER	SEASON
1.	52 Terrence Holt (N)	2008
2.	47 Terrence Holt	2010
	47 Terrence Holt	2009
4.	45 Terrence Holt	2007
5.	36 Rex Motes	1986
6.	34 Antone Thrift	1993
7.	33 Kryan Moore	2016
8.	32 Jason Jackson	1989
9.	29 Sammy Hillman	1992
	29 Ronnie Fuqua	1969

KICK RETURN TOUCHDOWNS

TDS	PLAYER	SEASON
1.	2 Terrence Holt	2007
2.	1 Several Times, Most recently by Kam Thomas	2022

AVERAGE YARDS/KICK RETURN

YDS	PLAYER	SEASON
1.	25.91 Sammy Hillman	1990
2.	25.40 Terrence Holt	2009
3.	24.71 Terrence Holt	2008
4.	24.53 Terrence Holt	2007
5.	23.40 Terrence Holt	2010
6.	23.14 Trae Willis	2003
7.	22.95 Kyran Moore	2017
8.	22.79 Kentel Williams	2018
9.	22.48 Sammy Hillman	1991
10.	22.46 Fred Motes	1982

KICK RETURNS | CAREER

Minimum 40 kick returns required to qualify for per game and per kick return records.

KICK RETURN YARDS

YDS	PLAYER	SEASONS
1.	4683 Terrence Holt (N)	2007-10
2.	1751 Sammy Hillman	1990-92
3.	1337 Fred Motes	1982-85
4.	1334 Kyran Moore	2014-17
5.	1321 Michael Farrell	1998-01
6.	1202 Tim Chilcutt	1962-65
7.	1124 Kentel Williams	2016-19
8.	1044 Coveak Moody	1974-77
9.	988 Henry Yarber	1974-76
10.	886 Tulsa Payette	1999-01

KICK RETURNS

KR	PLAYER	SEASONS
1.	191 Terrence Holt (N)	2007-10
2.	79 Sammy Hillman	1990-92
3.	65 Michael Farrell	1998-01
4.	62 Kyran Moore	2014-17
5.	60 Fred Motes	1982-85
6.	58 Tim Chilcutt	1962-65
7.	50 Kentel Williams	2016-19
	50 Henry Yarber	1974-76
9.	47 Chris Horton	1993-96
10.	43 Ronnie Fuqua	1968-71

KICK RETURN TOUCHDOWNS

TDS	PLAYER	SEASONS
1.	4 Terrence Holt	2007-10
2.	2 Kyran Moore	2014-17
	2 Coveak Moody	1974-77
4.	1 Several Times	

AVERAGE YARDS PER KICK RETURN

YDS	PLAYER	SEASONS
1.	26.10 Coveak Moody	1974-77
2.	24.52 Terrence Holt	2007-10
3.	22.48 Kentel Williams	2016-18
4.	22.28 Fred Motes	1982-85
5.	22.16 Sammy Hillman	1990-92
6.	21.52 Kyran Moore	2014-17
7.	20.72 Tim Chilcutt	1962-65
8.	20.37 Antone Thrift	1993-94
9.	20.32 Michael Farrell	1998-01
10.	19.76 Henry Yarber	1974-76

COMBINED KICK RETURNS

SEASON

Minimum two seasons required to qualify for per game records.

COMBINED KICK RETURN YARDS

	YDS	PLAYER	SEASON
1.	1420	Terrence Holt	2008
2.	1393	Terrence Holt	2009
3.	1251	Terrence Holt	2007
4.	1166	Terrence Holt	2010
5.	787	Joe Grimsley	1978
6.	760	Tim Chilcutt	1965
7.	749	Rex Motes	1986
8.	721	Antone Thrift	1993
9.	713	Kyran Moore	2016
10.	671	Ronnie Fuqua	1969

COMBINED KICK RETURN YARDS PER GAME

	YDS	PLAYER	SEASON
1.	129.1	Terrence Holt	2008
2.	126.6	Terrence Holt	2009
3.	113.7	Terrence Holt	2007
4.	106.0	Terrence Holt	2010
5.	84.4	Tim Chilcutt	1965
6.	78.7	Joe Grimsley	1978
7.	71.2	Kamron Johnson	2011
8.	68.1	Rex Motes	1986
9.	67.1	Ronnie Fuqua	1969
10.	65.5	Antone Thrift	1993

CAREER

Minimum two seasons required to qualify for per game records. (N) NCAA Statistical Record Holder.

COMBINED KICK RETURN YARDS

	YDS	PLAYER	SEASONS
1.	5230	Terrence Holt (N)	2007-10
2.	2140	Tim Chilcutt	1962-65
3.	1751	Samy Hillman	1990-92
4.	1556	Michael Farrell	1998-01
5.	1465	Kyran Moore	2014-17
6.	1333	Fred Motes	1982-85
7.	1169	Joe Grimsley	1978-79
8.	1129	Kentel Williams	2016-19
9.	1044	Coveak Moody	1974-77
10.	1008	Ronnie Fuqua	1968-71



TERRENCE HOLT

At the end of his career, Terrence Holt left Austin Peay as the most prolific kick returner and all-purpose runner in program history. As of 2022, he still holds the following NCAA FCS records.

MOST KICKOFF RETURNS

SEASON

52—Terrence Holt, 2009 (1,285 yards)

SEASON PER GAME

4.73—Terrence Holt, 2009 (52 in 11)

CAREER

191—Terrence Holt, 2007-10 (4,683 yards)

CAREER PER GAME

4.3—Terrence Holt, 2007-10 (191 in 44)

MOST YARDS ON KICKOFF RETURNS

CAREER

4,683—Terrence Holt, 2007-10 (191 returns)

CAREER PER GAME

106.4—Terrence Holt, 2007-10 (4,683 in 44)

MOST COMBINED KICK RETURNS

CAREER

241—Terrence Holt, 2007-10 (50 punts, 191 kickoffs; 5,230 yards)

MOST YARDS ON KICK RETURNS - CAREER

5,230—Terrence Holt, 2007-10 (547 on punts, 4,683 on kickoffs)

CAREER PER GAME

118.9—Terrence Holt, 2007-10 (5,230 in 44)

RANKINGS IN ALL-PURPOSE YARDAGE

- 7th—Career Yardage (7,512 yards, 2007-10)
- 14th—Career Yards per Game (7,512 yards, 44 games, 2007-10)
- 17th—Season Yardage (2,373 yards in 2009)
- 18th—Season Yards per Game (2,373 yards, 11 games in 2009)

AUSTIN PEAY FOOTBALL

INDIVIDUAL RECORDS

SPECIAL TEAMS SCORING

PUNT RETURNS

YDS	PLAYER	OPPONENT	DATE
92	Kam Thomas	at Central Arkansas	10/1/2022
20	Drae McCray	at Tennessee State*	11/13/2021
65	Tee Howell	Central State	11/5/2011
25	Daniel Swenson	at Tennessee-Martin	11/21/2009
71	Terrance Holt	vs. Tennessee State	11/14/2009
34	Jeremy Ross	vs. Jacksonville State	10/31/2009
0	Adrian Mines	at Youngstown State*	9/12/2009
7	Kevis Buckley	vs. Southeast Missouri*	11/22/2008
17	Ricky Thomas	at Eastern Illinois*	11/15/2008
67	Terrance Holt	vs. Tennessee State	9/15/2007
6	Roscoe Carter	vs. Bethel (Tenn.)	9/1/2007
30	Dennis Friendly	at Tennessee Tech*	10/1/1994
20	Tyrone Shorter	at Morehead State	10/22/1994
40	James Lloyd	vs. Tennessee State*	10/16/1993
23	Fred Waters	vs. Knoxville College*	9/12/1992
24	Jason Jackson	at Tennessee State*	11/5/1988
16	Freeman Milton	vs. Middle Tennessee*	10/3/1987
24	Ron Clark	at Morehead State*	10/10/1987
29	Donald Goode	at Southern Illinois*	9/6/1986

* - blocked punt returned for touchdown

KICKOFF RETURNS

YDS	PLAYER	OPPONENT	DATE
94	Kam Thomas	Murray State	10/15/2022
91	Kyran Moore	Central Florida	10/28/2017
97	Kentell Williams	Eastern Kentucky	11/12/2016
98	Kyran Moore	Eastern Illinois	9/24/2016
99	EnRiques Perry	vs. Southeast Missouri	11/16/2013
95	Terrance Holt	vs. UT Martin	11/6/2010
99	Terrance Holt	at Murray State	11/7/2009
75	Terrance Holt	vs. Bethel (Tenn.)	9/1/2007
85	Terrance Holt	at Murray State	11/17/2007
47	Daniel Swenson	vs. Charleston (W.Va.)	10/28/2006
96	Samy Hillman	at Tennessee-Martin	9/8/1990

BLOCKED FIELD GOAL RETURNS

YDS	PLAYER	OPPONENT	DATE
67	Kevis Buckley	at Southeast Missouri	11/3/2007

AUSTIN PEAY FOOTBALL

INDIVIDUAL RECORDS

TACKLES | SINGLE GAME

Defensive statistics became an official NCAA statistic beginning with the 2000 season.

TOTAL TACKLES

	TCK	PLAYER, OPPONENT	SEASON
1.	19	John Shuler, Southeast Mo.	2012
	19	Daniel Becker, Tenn. St.	2007
	19	Chris Forte, Charleston (W.Va.)	2004
	19	Dustin Wilson, Davidson	2000
5.	18	Gunnar Scholato, at Southeast Mo.	2016
	18	Gunnar Scholato, at Eastern Ill.	2016
	18	Dustin Wilson, at Davidson	2001
8.	17	Gunnar Scholato, Tenn. State	2018
	17	Antwaun Majors, Southeast Mo.	2010
	17	Jason Vanatta, Murray St.	2008
	17	Chris Forte, Davidson	2004
	17	Justin Schrader, at Charleston So.	1999
	17	Justin Schrader, at Campbellsville	1999
	17	Phillip Hancock, Eastern Ill.	1996
	17	Thomas Williams, Eastern Ill.	1996

TACKLES | SEASON

Defensive statistics became an official NCAA statistic beginning with the 2000 season.

TOTAL TACKLES

	TOT	PLAYER	SEASON
1.	207	Bobby Byrd	1963
2.	183	Phil Farinella	1967
3.	172	Terry Johnson	1970
4.	170	Bob Bible	1977
5.	161	Gerald Noble	1971
6.	151	George White	1967
	151	Phil Farinella	1966
8.	148	Dwight Houston	1974
	148	Bobby Byrd	1964
10.	146	Eddie Walls	1986
	146	Terry McCabe	1976

SOLO TACKLES

	UT	PLAYER	SEASON
1.	112	Phil Farinella	1967
2.	103	Bobby Byrd	1963
3.	99	Bob Bible	1977
4.	94	Terry McCabe	1975
5.	91	Dwight Houston	1974
	91	Gerald Noble	1971
7.	89	Bob Bible	1976
	89	Bonnie Sloan	1972
9.	88	Eddie Walls	1986
10.	84	Bill Blair	1971

ASSISTED TACKLES

	AT	PLAYER	SEASON
1.	104	Bobby Byrd	1963
2.	99	Terry Johnson	1970
3.	83	George White	1967
	83	Phil Farinella	1966
5.	78	Dustin Wilson	1999
6.	77	Bobby Byrd	1964
7.	75	Bobby Byrd	1965
8.	72	Justin Schrader	1999
9.	71	Bob Bible	1977
	71	Phil Farinella	1967

TACKLES | CAREER

Defensive statistics became an official NCAA statistic beginning with the 2000 season.

TOTAL TACKLES

	TACK	PLAYER	SEASONS
1.	489	Bobby Byrd	1963-65
2.	488	Bill Blair	1968-71
3.	436	Bob Bible	1974-77
4.	410	Ron Sebree	1975-78
5.	407	Phil Farinella	1964-67
6.	382	David Phillips	1968-71
7.	379	Dustin Wilson	1998-01
8.	369	Terry McCabe	1973-76
9.	364	Gunnar Scholato	2015-18
	364	George White	1965-67

SOLO TACKLES

	UT	PLAYER	SEASONS
1.	267	Bob Bible	1974-77
2.	265	Bill Blair	1968-71
3.	258	Ron Sebree	1975-78
4.	233	Bobby Byrd	1963-65
5.	224	Terry McCabe	1973-76
6.	215	Phil Farinella	1964-67
7.	206	Mike Betts	1975-78
8.	204	Bonnie Sloan	1969-72
9.	192	David Phillips	1968-71
10.	189	James Green	1975-77

ASSISTED TACKLES

	AT	PLAYER	SEASONS
1.	256	Bobby Byrd	1963-65
2.	223	Bill Blair	1968-71
3.	222	Dustin Wilson	1998-01
4.	209	Gunnar Scholato	2015-18
5.	192	Phil Farinella	1964-67
6.	190	David Phillips	1968-71
7.	188	George White	1965-67
8.	177	Daniel Becker	2006-09
9.	169	Bob Bible	1974-77
	169	Doug Pittenger	1965-68

AUSTIN PEAY FOOTBALL

INDIVIDUAL RECORDS

TACKLES FOR LOSS | SINGLE GAME

Defensive statistics became an official NCAA statistic beginning with the 2000 season.

TACKLES FOR LOSS

	TFL	PLAYER, OPPONENT	SEASON
1.	5.0	Bryan Harris, at Valparaiso	2000
	5.0	Adam Shaffer, Dayton	1998
3.	4.0	Antoine Williams, Murray State	2022
	4.0	Joe Bell, Centre	2002
	4.0	Greg Schutheis, at Jacksonville	1998
	4.0	Jaime Iracheta, Tennessee-Martin	1997
	4.0	Thomas Williams, at Tenn. St.	1996
8.	4.0	Thomas Williams, at Middle Tenn.	1996
	3.5	Jack McDonald, Tenn. St.	2020
	3.5	Jaison Williams, at Morehead	2018
	3.5	Nate Howard, Morehead St.	2017
	3.5	Anton Faulkner, Cumberland	2010
	3.5	Chris Forte, Davidson	2004
	3.5	Joe Bell, Campbellsville	2003

QUARTERBACK SACKS

	QS	PLAYER, OPPONENT	SEASON
1.	4.0	Bryan Harris, at Valparaiso	2000
2.	3.0	Joe Bell, Campbellsville	2003
3.	2.5	Terrell Allen, Eastern Ill.	2021
	2.5	Jaison Williams, Tenn. Tech	2017
4.	2.0	Several Times, most recently by Kordell Jackson, at Ole Miss	2021

TACKLES FOR LOSS | SEASON

Defensive statistics became an official NCAA statistic beginning with the 2000 season.

TACKLES FOR LOSS

	TFL	PLAYER	SEASON
1.	19.0	Richard Darden	1992
	19.0	Jim Barlow	1984
3.	18.5	Josephus Smith	2019
4.	17.0	Joe Bell	2002
	17.0	Jeff Crutchfield	1991
	17.0	Jim Barlow	1983
7.	16.0	Carlos Payne	1995
8.	15.0	Thomas Williams	1996
9.	14.5	Joe Bell	2003
	14.5	Fred Walters	1992

QUARTERBACK SACKS

	SCK	PLAYER	SEASON
1.	12.0	Bo Majors	1984
	12.0	Jim Barlow	1983
3.	9.5	Jaison Williams	2017
4.	9.0	Richard Darden	1992
	9.0	Jim Barlow	1984
6.	8.0	Joe Bell	2003
7.	7.5	Josephus Smith	2019
8.	7.0	Richard Darden	1991
	7.0	Mike Hamilton	1983
10.	6.5	Joe Bell	2002
	6.5	Bryan Harris	2000

TACKLES FOR LOSS | CAREER

Defensive statistics became an official NCAA statistic beginning with the 2000 season.

TACKLES FOR LOSS

	TFL	PLAYER	SEASONS
1.	42.0	Jim Barlow	1981-84
2.	36.5	Joe Bell	2001-03
3.	36.0	Richard Darden	1989-92
4.	33.5	Kordell Jackson	2017-21
	33.0	Jaison Williams	2016-18
5.	33.0	Daniel Becker	2006-09
	32.0	Josh Hackett	2004-07
7.	32.0	Marlin Chapman	1982-85
	31.5	Gunnar Scholato	2015-18
10.	30.0	Bryan Harris	1998-01
	30.0	Dustin Wilson	1998-01
	30.0	Mike Hamilton	1982-85

QUARTERBACK SACKS

	SCK	PLAYER	SEASONS
1.	22.0	Jim Barlow	1981-84
2.	18.5	Joe Bell	2001-03
3.	17.5	Jaison Williams	2016-18
4.	16.0	Richard Darden	1989-92
	16.0	Marlin Chapman	1982-85
6.	14.5	Bryan Harris	1998-01
7.	14.0	Mike Hamilton	1982-85
8.	12.5	Jordan Richardson	2002-05
9.	12.0	Calvin Johnson	1986-89
	12.0	Bo Majors	1983-85

AUSTIN PEAY FOOTBALL

INDIVIDUAL RECORDS

PASS DEFENSE | SINGLE GAME

INTERCEPTIONS

INT	PLAYER, OPPONENT	SEASON
1.	4 Taylon Jenkins, at Georgetown	1998
2.	3 Thomas Sexton, Ky. Wesleyan	2001
3.	3 Johnny Bell, Ky. Wesleyan	1999
3.	3 Johnathon Edwards, Eastern Ill.	2021
4.	2 Several Times, most recently by Demetries Ford, at Kennesaw St.	2022

INTERCEPTION RETURN TOUCHDOWNS

TDS	PLAYER, OPPONENT	SEASON
1.	2 Kordell Jackson, at Mercer	2019

LONGEST INTERCEPTION RETURN

YDS	PLAYER, OPPONENT	SEASON
1.	88 Ryan Taylor, at Valparaiso	2004
2.	81 Thomas Sexton, Catawba	2000
3.	75 Koby Perry, at UT Martin	2021
4.	71 Trent Taylor, Murray State	2018
5.	69 Kordell Jackson, at Mercer	2019
6.	68 Earnest King, Tennessee-Martin	1996
7.	66 Delton Teeter, Cumberland	2010
8.	57 Randall Odell, Valparaiso	2005
9.	54 Johnathon Edwards, Eastern Ill.	2021
10.	51 Taylon Jenkins, at Georgetown	1998

PASS BREAKUPS

PBU	PLAYER, OPPONENT	SEASON
1.	5 Earnest King, Tennessee-Martin	1996
2.	4 Demetries Ford, Miss. Valley St.	2022
4.	4 Kevis Buckley, Eastern Ill.	2009
4.	4 Taylon Jenkins, at Georgetown	1998
4.	4 Erskine Francis, Jacksonville St.	2019
5.	3 Several Times, Most recently by Devin Smith, at North Alabama	2022

PASS DEFENSE | SEASON

INTERCEPTIONS

INT	PLAYER	SEASON
1.	9 Howell Flatt	1966
2.	7 Kordell Jackson	2019
7.	7 Johnathon Edwards	2021
4.	6 Kevis Buckley	2008
6.	6 Taylon Jenkins	1998
6.	6 Kirk Pointer	1992
6.	6 Ron Shegog	1985
6.	6 Lynn Hailstock	1976
6.	6 Jim Thompson	1971
6.	6 Jimmy Hardie	1970
6.	6 Andy Toombs	1965
6.	6 Tim Chilcutt	1964

INTERCEPTION RETURN YARDS

YDS	PLAYER	SEASON
1.	181 Howell Flatt	1966
2.	159 Kordell Jackson	2019
3.	133 Tim Chilcutt	1964
4.	128 Teddy Carruthers	2004
5.	124 Ronnie Fuqua	1969
6.	112 Ron Shegog	1985
7.	110 James Mesidor	1991
8.	106 Darius Willis	1991
9.	103 Koby Perry	2021
10.	101 Thomas Sexton	2001

PASSES DEFENDED

PD	PLAYER	SEASON
1.	19 Demetries Ford	2022
19.	19 Corey Phillips	2002
3.	17 Kirk Pointer	1995
4.	15 Johnathon Edwards	2021
15.	15 Tyrone Shorter	1995
6.	14 Shamari Simmons	2021
14.	14 Keawwis Cummings	2018
14.	14 Taylon Jenkins	1998
14.	14 Ron Shegog	1985
10.	13 Thomas Sexton	2001

INTERCEPTION RETURN TOUCHDOWNS

TDS	PLAYER	SEASON
1.	2 Kordell Jackson	2019
2.	2 Ryan Taylor	2003
2.	2 Ronnie Fuqua	1969
4.	1 Several Times, Most recently by Jack McDonald, Isaiah Norman, & Koby Perry	2021

PASS DEFENSE | CAREER

INTERCEPTIONS

INT	PLAYER	SEASONS
1.	16 Kirk Pointer	1992-95
2.	15 Jimmy Hardie	1967-70
3.	14 Kevis Buckley	2006-09
4.	13 Howell Flatt	1966-69
5.	11 Kordell Jackson	2017-20
11.	11 Corey Phillips	2001-04
11.	11 Thomas Sexton	1998-02
11.	11 Joe Grimsley	1977-79
11.	11 Jim Thompson	1971-73
10.	10 Ron Shegog	1984-85
10.	10 Tim Chilcutt	1962-65

INTERCEPTION RETURN YARDS

YDS	PLAYER	SEASONS
1.	232 Thomas Sexton	1998-02
2.	211 Howell Flatt	1966-69
3.	205 Ryan Taylor	2000-04
4.	193 Jimmy Hardie	1967-70
5.	174 Kordell Jackson	2017-19
6.	161 Teddy Carruthers	2000, 02-04
7.	159 Trent Taylor	2016-19
8.	150 Tim Chilcutt	1962-65
9.	149 Kevis Buckley	2006-09
10.	148 Ronnie Fuqua	1968-71

PASSES DEFENDED

PD	PLAYER	SEASONS
1.	42 Kirk Pointer	1992-95
2.	40 Kevis Buckley	2006-09
3.	33 Kordell Jackson	2017-20
33.	33 Corey Phillips	2001-04
5.	31 Roderick Owens	2013-16
6.	28 Johnathon Edwards	2018-21
28.	28 Trent Taylor	2016-19
28.	28 Rodney Bly	1984-87
9.	26 Jason Jackson	1988-91
10.	24 Ron Shegog	1984-85

INTERCEPTION RETURN TOUCHDOWNS

TDS	PLAYER	SEASONS
1.	3 Ryan Taylor	2000-04
2.	2 Kordell Jackson	2017-20
2.	2 Corey Phillips	2001-04
2.	2 Ronnie Fuqua	1968-71
5.	1 Several Times	

AUSTIN PEAY FOOTBALL

INDIVIDUAL RECORDS

FUMBLES | SINGLE GAME

FUMBLES RECOVERED

	FR	PLAYER, OPPONENT	SEASON
1.	3	Jeremy Ross, at Middle Tenn.	2010
2.	2	Malik Boynton, at Miami (Ohio)	2017
	2	Jasion Williams, at UT Martin	2016
	2	Kyran Moore, Tennessee St.	2014
	2	Earnest Smith, at Tenn. Tech	2011
	2	Kelvin Young, at Jacksonville St.	2008
	2	Darius Jackson, at St. Joseph's	2002
	2	Ralph Hill, at Arkansas St.	1996

FUMBLES FORCED

	FF	PLAYER, OPPONENT	SEASON
1.	2	John Whiteside, at Jacksonville St.	2020
	2	Jaison Williams, Jacksonville St.	2017
	2	John Shuler, at Murray St.	2013
	2	Enriques Perry, at Ohio	2013
	2	Adam Noble, Tenn. Tech	2012
	2	Jason Vanatta, at Eastern Ill.	2008
	2	JayR Harper, at Georgia So.	2008
	2	JayR Harper, Tenn. St.	2007
	2	Dedrick Maffett, at Georgetown	1998

LONGEST FUMBLE RETURN

	YDS	PLAYER, OPPONENT	SEASON
1.	91	Brent Brock, Western Ky.	1998
2.	64	Kevis Buckley, Tenn. St.	2007
3.	60	Antoine Williams, at Alabama A&M	2022
4.	53	Dave Thomas, at Tenn. St.	1996
5.	52	Dustin Wilson, Ky. Wesleyan	2001
6.	49	Dustin Wilson, Virginia-Wise	2000
7.	42	David Haskins, at Murray St.	2005
	42	Jason Busby, Campbellsville	2002
9.	34	John Rone, Ky. Wesleyan	1999
10.	25	Daniel Swenson, at Tenn.-Martin	2009

FUMBLES | SEASON

FUMBLES RECOVERED

	FR	PLAYER	SEASON
1.	5	Mike Owens	1982
	5	Terry Johnson	1970
	5	Bobby Byrd	1964
4.	4	Scott Fox	1985
	4	Tom Webb	1972
	4	Jim Hughes	1971
	4	Bill Blair	1971
	4	Billy Joe Jeans	1967
	4	Phil Farinella	1966
10.	3	Several Times, Most recently by Jaison Williams	2016

FUMBLE RETURN TOUCHDOWNS

	TDS	PLAYER	SEASON
1.	2	Kevis Buckley	2007
2.	1	Antoine Williams	2022
	1	Kordell Jackson	2019
	1	Ryan Rockensuess	2017
	1	Jeremy Ross	2010
	1	Kit Hartsfield	2009
	1	Daniel Swenson	2009
	1	Nick Clark	2007
	1	David Haskins	2005
	1	Pat Curran	2002
	1	Ryan Taylor	2002
	1	John Rone	1999
	1	Brent Brock	1998
	1	Dave Thomas	1996

FUMBLES FORCED

	FF	PLAYER	SEASON
1.	4	Jaison Williams	2017
	4	Dustin Wilson	2000
	4	Richard Darden	1992
	4	Jeff Crutchfield	1991
	4	Todd Hood	1990
	4	Michael Shelton	1983
	4	Jim Barlow	1982
	4	Will Armstrong	1982
9.	3	Several Times, Most recently by Juantarius Bryant & Malik Boynton	2017

FUMBLES | CAREER

FUMBLES RECOVERED

	FR	PLAYER	SEASONS
1.	8	Phil Farinella	1964-67
2.	7	Scott Fox	1983-86
	7	Mike Owens	1979-82
	7	Lynn Hailstock	1976-79
	7	Tom Webb	1972-74
	7	Bonnie Sloan	1969-72
	7	Bill Blair	1968-71
	7	Howell Flatt	1966-69
9.	6	Josh Hackett	2004-07
	6	Julius Thorpe	1989-93
	6	Calvin Johnson	1986-89
	6	Mike Betts	1975-78
	6	Jim Hughes	1968-71
	6	Terry Johnson	1967-70
	6	Billy Joe Jeans	1964-67

FUMBLE RETURN TOUCHDOWNS

	TDS	PLAYER	SEASONS
1.	2	Kevis Buckley	2006-09
2.	1	Several Times	

FUMBLES FORCED

	FR	PLAYER	SEASONS
1.	8	Ryan Taylor	2000-04
	8	Todd Hood	1987-88, 90
	8	Jim Barlow	1981-84
4.	7	Dedric Maffett	1997-99
	7	Marlin Chapman	1982-85
6.	6	Johnathan Shuler	2011-14
	6	Richard Darden	1989-92
	6	Jeff Crutchfield	1989-91
	6	Jason Jackson	1988-91
	6	Calvin Johnson	1986-89
	6	Jody Herbert	1980-82

AUSTIN PEAY FOOTBALL

INDIVIDUAL RECORDS

DEFENSIVE SCORING

INTERCEPTION RETURNS

YDS	PLAYER	OPPONENT	DATE
75	Koby Perry	at UT Martin	10/30/2021
8	Isaiah Norman	at UT Martin	10/30/2021
32	Jack McDonald	vs. Morehead State	9/18/2021
29	Kordell Jackson	at Mercer	9/14/2019
69	Kordell Jackson	at Mercer	9/14/2019
71	Trent Taylor	vs. Murray State	11/7/2018
25	Gunnar Scholato	at Kentucky	11/19/2016
12	Damien Whitfield	at Southeast Missouri	11/15/2014
66	Delton Teter	Cumberland	9/2/2010
35	Kevis Buckley	vs. Tennessee State	9/20/2008
11	P.R. Morris	at Tennessee State	10/18/2008
57	Randall Odell	vs. Valparaiso	10/1/2005
88	Ryan Taylor	at Valparaiso	9/11/2004
45	Teddy Carruthers	vs. Davidson	11/6/2004
24	Ryan Taylor	vs. Kentucky Wesleyan	9/27/2003
49	Ryan Taylor	at VMI	11/8/2003
28	Corey Phillips	vs. Centre	9/14/2002
20	Corey Phillips	vs. Charleston Southern	10/13/2001
68	Earnest King	Tennessee-Martin	11/23/1996
26	Calon Yeldon	vs. Knoxville College	9/11/1993
25	Darius Willis	vs. Southeast Missouri	9/26/1992
29	Darius Willis	vs. Southern Illinois	9/14/1991
76	James Mesidor	vs. Southeast Missouri	9/28/1991
28	Marty Staten	at Kentucky State	9/3/1988
90	Ron Shegog	at Youngstown	10/19/1985

FUMBLE RETURNS

YDS	PLAYER	OPPONENT	DATE
60	Antoine Williams	at Alabama A&M	9/17/2022
16	Jeremy Ross	at Middle Tennessee	9/11/2010
24	Kit Harsfield	Newberry	9/5/2009
64	Kevis Buckley	vs. Tennessee State	9/15/2007
0	Nick Clark	at Samford	10/20/2007
42	David Haskins	at Murray State	11/12/2005
0	Ryan Taylor	at Campbellsville	9/7/2002
0	Pat Curran	at Kentucky Wesleyan	10/19/2002
0	Shane Nolan	vs. Davidson	11/9/2002
34	John Rone	vs. Kentucky Wesleyan	10/23/1999
53	Dave Thomas	at Tennessee State	10/26/1996
56	Brian Colon	at Tennessee Tech	10/1/1994
51	Jeff Gooch	vs. Eastern Kentucky	11/14/1992
0	Richard Darden	at Murray State	11/17/1990
0	Eric Rodgers	at Indiana State	9/16/1989
0	Scott Fox	at Cincinnati	9/7/1985

DEFENSIVE TWO-POINT CONVERSION

PLAYER, PLAY	OPPONENT	DATE
Demarion Allen, fumbled snap return	Tennessee State	11/5/2016
Rip Rowan, blocked PAT kick return	at UT Martin	10/8/2011
Tyrone Wilson, blocked PAT kick return	Western Kentucky	9/21/1996
Arthur King, blocked PAT kick return	Tennessee-Martin	11/20/1993

SAFETIES

PLAYER, PLAY	OPPONENT	DATE
Nii Lartey, 1-yard tackle for loss	Tennessee Tech	11/22/2014
25-yard fumble recovered by offense	Jacksonville State	11/10/2012
Amius Smith, 1-yard tackle for loss	Eastern Kentucky	9/24/2011
Jason VanAtta & Rick Woods, 1-yard TFL	Murray State	10/4/2008
Rocky Dee Peeler, 4-yard sack	Indiana State	9/8/2007
Punt out of bounds in end zone	Jacksonville	10/2/1999
Punter ran out of bounds in end zone	Eastern Illinois	9/5/1992
Richard Darden, sack	Tennessee-Martin	11/21/1992
Ball snapped out of end zone	Tennessee-Martin	9/13/1986
Ron Shegog, 1-yard tackle for loss	at Cincinnati	9/7/1985

AUSTIN PEAY FOOTBALL

TEAM RECORDS

TEAM SINGLE GAME

TOTAL OFFENSE

MOST TOTAL OFFENSE PLAYS

1.	97	Tennessee-Martin	11/10/97
2.	93	Presbyterian	9/3/22
3.	91	at Eastern Kentucky	9/25/21
4.	90	at Virginia-Wise	11/6/99
5.	89	Campbellsville	8/29/98
	89	North Carolina Central	8/29/19
7.	88	at Eastern Illinois	9/29/12
8.	86	Eastern Kentucky	9/24/22
	86	at Jacksonville State	11/10/12
	86	Missouri-Rolla	10/29/05
	86	at Arkansas State	9/7/96

MOST TOTAL OFFENSE YARDS GAINED

1.	758	at Morehead State	9/15/18
2.	734	Kentucky Wesleyan	9/1/94
3.	679	Morehead State	10/22/94
4.	668	Morehead State	9/16/17
5.	644	Tennessee State	11/5/16
6.	623	Tennessee-Martin	11/23/96
7.	620	Bethel (Tenn.)	10/23/48
8.	614	at Tennessee Tech	10/26/19
9.	609	Presbyterian	9/3/22
10.	580	Morehead State	9/18/21

RUSHING

MOST CARRIES

1.	71	Tennessee-Martin	11/23/96
2.	66	Eastern Illinois	11/18/17
3.	65	at St. Joseph's (Ind.)	11/2/02
4.	63	Morehead State	10/22/94
5.	62	at Southeast Missouri	10/10/09
	62	at Virginia-Wise	10/6/01
7.	61	Culver-Stockton	11/3/12
8.	60	at Cincinnati	9/31/17
9.	59	at Kentucky Wesleyan	10/19/02
10.	58	at Murray State	9/23/17
	58	Cumberland (Tenn.)	9/10/05

MOST NET YARDS RUSHING

1.	674	Kentucky Wesleyan	9/1/94
2.	558	Tennessee Wesleyan	10/15/49
3.	554	Tennessee-Martin	11/23/96
4.	524	Bethel (Tenn.)	10/23/48
5.	518	at Morehead State	9/15/18
6.	505	Morehead State	10/22/94
7.	477	Morehead State	9/16/17
8.	423	at Tennessee Tech	11/4/17
9.	407	Central State (Ohio)	11/5/11
10.	378	Culver-Stockton	11/3/12

MOST RUSHING TDS SCORED

1.	10	Morehead State	9/16/17
2.	8	Kentucky Wesleyan	9/1/94
3.	7	at Morehead State	9/15/18
4.	6	Tennessee State	10/6/18
	6	Culver-Stockton	11/3/12
	6	Tennessee-Martin	11/23/96
7.	5	at Murray State	10/23/21
	5	UT Martin	11/9/19
	5	Jacksonville State	9/28/19
	5	at St. Joseph's (Ind.)	11/2/02

PASSING

MOST PASSES ATTEMPTED

1.	62	at Jacksonville State	11/10/12
2.	59	at Virginia-Wise	11/6/99
3.	55	Tennessee State	10/2/21
	55	at Eastern Kentucky	9/25/21
	55	at Davidson	11/13/99
6.	54	at Arkansas State	9/7/96
7.	53	Southeast Missouri	10/9/21
	53	at Jacksonville State	3/28/21
	53	Campbellsville	8/30/01
10.	52	at Campbellsville	9/4/04

MOST PASSES COMPLETED

1.	40	at Jacksonville State	11/10/12
	40	at Virginia-Wise	11/6/99
3.	32	Campbellsville	8/30/01
4.	29	at Central Arkansas	10/1/22
5.	28	Southeast Missouri	10/9/21
	28	Jacksonville St.	3/28/21
7.	27	at Eastern Kentucky	9/25/21
	27	Tennessee Tech	11/17/12
	27	Charleston (W.Va.)	10/28/06
	27	at Davidson	11/13/99
	27	at Dayton	9/18/99

HIGHEST PASS COMPLETION PERCENTAGE

1.	81.8	Murray State	10/18/14
2.	78.3	Furman	11/30/19
3.	77.1	Charleston (W.Va.)	10/28/06
4.	76.9	Bethel (Tenn.)	9/1/07
5.	76.7	Kentucky Wesleyan	9/27/03
6.	75.8	at Campbellsville	9/25/99
7.	75.0	Tennessee Tech	10/27/18
	75.0	at St. Joseph's (Ind.)	11/2/02
9.	73.7	Morehead State	9/16/17
10.	73.3	at Eastern Kentucky	11/11/17

MOST PASSING YARDS

1.	438	at Virginia-Wise	11/6/99
2.	426	Campbellsville	8/30/01
3.	412	at Morehead State	9/4/97
4.	383	Mississippi Valley State	9/10/22
5.	381	Morehead State	9/18/21
6.	375	at Jacksonville State	11/10/12
7.	369	at Campbellsville	9/25/99
8.	359	Eastern Illinois	11/6/21
9.	358	Campbellsville	8/29/98
10.	356	Murray State	11/6/21

MOST TOUCHDOWN PASSES

1.	6	at Southeast Missouri	3/14/21
2.	5	Mississippi Valley State	9/10/22
	5	Presbyterian	9/3/22
	5	at Tennessee Tech	10/26/19
	5	Tennessee Tech	10/27/18
	5	Tennessee State	11/5/16
	5	Kentucky Wesleyan	10/20/01
	5	at Campbellsville	9/25/99
7.	4	Several Times, Most recently vs. Tennessee Tech	11/20/21

MOST PASSES HAD INTERCEPTED

1.	5	Jacksonville State	10/15/11
	5	at Davidson	11/13/99
3.	4	at Illinois State	9/19/09
	4	Gardner-Webb	9/13/08
	4	Eastern Kentucky	11/10/07
	4	at Campbellsville	9/4/04
	4	Campbellsville	8/30/01
	4	Dayton	10/7/00
	4	at Cumberland	8/31/00
	4	Tennessee-Martin	11/15/97
	4	at Middle Tennessee	11/8/97
	4	Eastern Illinois	11/2/96

HIGHEST PASSING EFFICIENCY RATING

1.	274.7	Tennessee Tech	10/27/18
2.	235.3	Bethel (Tenn.)	9/1/07
3.	232.9	Tennessee State	11/5/16
4.	231.0	at Eastern Kentucky	11/11/17
5.	227.1	Tennessee Tech	10/25/08
6.	224.5	at Tennessee Tech	10/26/19
7.	222.9	at Morehead State	9/15/18
8.	219.7	at Campbellsville	9/25/99
9.	217.7	Furman	11/30/19
10.	210.5	at Virginia-Wise	10/6/01

ALL PURPOSE YARDS

MOST ALL-PURPOSE YARDS GAINED

1.	1019	at Morehead State	9/15/18
2.	797	Tennessee-Martin	11/23/96
3.	777	Morehead State	9/16/17
4.	742	Tennessee State	11/5/16
5.	734	Kentucky Wesleyan	9/1/94
6.	711	Morehead State	10/22/94
7.	689	Murray State	11/13/10
8.	682	Murray State	10/15/22
9.	679	Presbyterian	9/3/22
	679	Campbellsville	8/30/01
	679	Morehead State	9/18/21

MOST ALL-PURPOSE ATTEMPTS

1.	90	Tennessee-Martin	11/23/96
2.	87	Kentucky Wesleyan	10/20/01
3.	82	Missouri-Rolla	10/29/05
	82	at St. Joseph's (Ind.)	11/2/02
5.	81	Campbellsville	8/29/98
6.	80	Presbyterian	9/3/22
	80	Tennessee State	11/5/16
	80	Mercer	10/22/16
	80	Tennessee-Martin	11/10/97
10.	78	Eastern Kentucky	9/24/22
	78	North Carolina Central	8/29/19
	78	Culver-Stockton	11/3/12
	78	at Indiana State	9/8/07
	78	at Virginia-Wise	11/6/99
	78	Kentucky Wesleyan	9/1/94

SCORING

MOST POINTS SCORED

1.	78	at Morehead State	9/15/18
2.	73	Morehead State	10/22/94
3.	69	Morehead State	9/16/17
4.	67	Bethel (Tenn.)	10/23/48
5.	64	Tennessee Wesleyan	10/15/49
6.	63	Presbyterian	9/3/22
7.	62	Kentucky Wesleyan	9/1/94
8.	59	Morehead State	9/18/21
	59	Kentucky Wesleyan	10/20/01
10.	58	at Tennessee Tech	10/26/19

AUSTIN PEAY FOOTBALL

TEAM RECORDS

TEAM SINGLE GAME

MOST TOUCHDOWNS SCORED

1.	11	at Morehead State	9/15/18
2.	10	Morehead State	9/16/17
	10	Morehead State	10/22/94
4.	9	Presbyterian	9/3/22
	9	Kentucky Wesleyan	9/1/94
6.	8	Morehead State	9/18/21
	8	at Tennessee Tech	10/26/19
	8	Culver-Stockton	11/3/12
	8	Kentucky Wesleyan	10/20/01
10.	7	Several times, most recently Murray State	10/15/22

PUNT RETURNS

MOST PUNT RETURNS

1.	9	Charleston Southern	10/17/98
2.	8	Kentucky Wesleyan	10/20/01
3.	7	at Campbellsville	9/4/04
	7	at Butler	10/12/02
5.	6	St. Joseph's (Ind.)	11/1/03
	6	at Troy State	10/5/02
	6	Dayton	9/21/02
	6	Centre	9/14/02
	6	Tusculum	11/7/98
10.	5	Several times, most recently at Eastern Kentucky	9/25/21

MOST PUNT RETURN YARDS

1.	92	at Central Arkansas	10/1/22
2.	83	Tennessee State	11/14/09
3.	75	Culver-Stockton	11/3/12
4.	74	at Morehead State	9/15/18
	74	at Campbellsville	9/4/04
6.	70	Charleston Southern	10/17/98
7.	67	Tennessee Tech	10/25/08
	67	Tennessee State	9/15/07
	67	Cumberland	8/29/02
10.	65	Central State (Ohio)	11/5/11

KICK RETURNS

MOST KICK RETURNS

1.	11	at UT Martin	10/8/11
	11	at Wisconsin	9/25/10
3.	10	at UCF	10/28/17
	10	at Cincinnati	9/3/11
	10	Murray State	11/13/10
	10	at Morehead State	9/4/97
7.	9	at Murray State	11/12/11
	9	at Tennessee-Martin	11/21/09
	9	Morehead State	10/28/00
	9	at Western Kentucky	9/26/98
	9	at Middle Tennessee	11/8/97

MOST KICK RETURN YARDS

1.	274	at Tennessee-Martin	11/21/09
2.	272	Valparaiso	11/20/99
3.	250	at North Dakota State	8/28/08
4.	238	at UCF	10/28/17
5.	231	Murray State	11/13/01
6.	218	Morehead State	10/26/02
7.	217	Charleston Southern	10/14/00
8.	205	Eastern Kentucky	11/12/16
9.	197	at Cincinnati	9/3/11
10.	191	Morehead State	9/3/98

TACKLING

MOST TACKLES

1.	137	Dayton	10/7/00
2.	136	Davidson	11/11/00
3.	129	Morehead State	10/28/00
4.	125	Virginia-Wise	11/4/00
5.	112	Tennessee State	9/15/07
6.	109	at Davidson	11/13/99
7.	108	at Eastern Illinois	9/24/16
8.	107	Morehead State	10/26/02
9.	106	at Murray St.	10/10/15
10.	105	at Valparaiso	9/23/00
	105	at Cumberland	8/31/00

MOST QUARTERBACK SACKS

1.	7.0	at Tennessee Tech	2/21/21
2.	6.0	at Murray State	11/16/19
	6.0	UT Martin	11/9/19
	6.0	at Valparaiso	9/23/00
5.	5.0	at Alabama A&M	9/17/22
	5.0	Eastern Illinois	11/6/21
	5.0	at Murray State	11/7/09
	5.0	Kentucky Wesleyan	10/20/01
	5.0	Valparaiso	9/22/01
	5.0	Kentucky Wesleyan	10/23/99
	5.0	Tusculum	11/7/98
	5.0	Charleston Southern	10/17/98

MOST TACKLES FOR LOSS

1.	20.0	at Valparaiso	9/23/00
2.	16.0	at Tennessee Tech	2/21/21
	16.0	at Jacksonville	9/30/00
	16.0	Dayton	9/19/98
5.	14.0	at Davidson	11/13/99
	14.0	Tusculum	11/7/98
7.	13.0	Tennessee State	2/28/21
	13.0	Eastern Illinois	11/23/19
	13.0	at Murray State	11/16/19
	13.0	Cumberland	9/2/99
	13.0	Charleston Southern	10/17/98

FUMBLES

MOST FUMBLES FORCED

1.	5	Tennessee Tech	11/17/12
	5	Tennessee State	9/15/07
3.	4	at Middle Tennessee	9/11/10
	4	Eastern Kentucky	10/24/09
	4	at Georgia Southern	9/6/08
	4	St. Joseph's (Ind.)	11/1/03
	4	Kentucky Wesleyan	9/27/03
	4	at Valparaiso	11/16/02
	4	Kentucky Wesleyan	10/20/01
10.	3	Several times, most recently at Jacksonville State	3/28/21

MOST FUMBLES RECOVERED

1.	5	Dayton	10/7/00
2.	4	Tennessee State	10/6/18
	4	St. Joseph's (Ind.)	11/1/03
	4	Kentucky Wesleyan	9/27/03
	4	at Jacksonville	9/28/02
	4	Tusculum	11/7/98
7.	3	Several times, most recently at Miami (Ohio)	9/9/17

PASS DEFENSE

MOST INTERCEPTIONS

1.	6	Eastern Illinois	11/6/21
	6	Kentucky Wesleyan	10/20/01
	6	Kentucky Wesleyan	10/23/99
4.	5	at Murray State	11/17/07
	5	Butler	10/4/03
	5	at Kentucky Wesleyan	10/21/00
7.	4	Jacksonville State	3/28/21
	4	Cumberland (Tenn.)	9/10/05
	4	at Campbellsville	9/7/02
	4	at Georgetown	11/14/98
	4	Tennessee-Martin	11/23/96

MOST INTERCEPTION RETURN YARDS

1.	109	Eastern Illinois	11/6/21
2.	100	Catawba College	9/9/00
3.	98	at Mercer	9/14/19
4.	88	at Valparaiso	9/11/04
5.	83	at UT Martin	10/30/21
	83	Kentucky Wesleyan	10/20/01
7.	81	Valparaiso	10/1/05
	81	at Georgetown	11/14/98
9.	79	Cumberland	9/2/10
10.	71	Murray State	11/17/18

MOST PASS BREAKUPS

1.	11	Tennessee-Martin	11/23/96
2.	10	Jacksonville State	9/28/19
3.	9	Mississippi Valley State	9/10/22
	9	at Virginia-Wise	10/6/01
	9	at Georgetown	11/14/98
6.	8	UT Martin	11/9/19
	8	at Mercer	9/14/19
	8	Charleston (W.Va.)	10/30/04
	8	Tennessee-Martin	9/18/04
	8	at Kentucky Wesleyan	10/19/02

KICK DEFENSE

MOST BLOCKED KICKS

1.	3	Southeast Missouri	11/22/08
2.	2	Morehead State	9/16/17
	2	Bethel (Tenn.)	9/1/07
	2	at Missouri-Rolla	10/14/06
	2	Tennessee-Martin	9/30/06
	2	Valparaiso	10/1/05
	2	Morehead State	10/9/04
	2	Kentucky Wesleyan	9/27/03
	2	Campbellsville	9/6/03

AUSTIN PEAY FOOTBALL

TEAM RECORDS

TEAM OFFENSE YEAR-BY-YEAR

YEAR	G	RUSHING				PASSING						TOTAL OFFENSE	
		ATT	YDS	TD	YDS/G	CMP-ATT-INT	YDS	TD	PCT	YDS/G	RATING	YDS	YDS/G
1959	10	358	1137	0	113.7	41-136-11	659	3	30.1	65.9	61.95	1796	179.6
1960	10	442	1402	0	140.2	58-127-13	946	9	45.7	94.6	111.15	2348	234.8
1961	10	386	1504	0	150.4	52-149-19	614	6	34.9	61.4	57.30	2118	211.8
1962	10	345	524	0	52.4	83-217-14	929	6	38.2	92.9	70.43	1453	145.3
1963	10	419	1274	0	127.4	53-127-8	761	3	41.7	76.1	87.26	2035	203.5
1964	10	478	2000	0	200.0	64-138-18	1142	14	46.4	114.2	123.28	3142	314.2
1965	9	474	2142	18	238.0	54-134-8	1032	18	40.3	114.7	137.38	3174	352.7
1966	10	499	1800	18	180.0	66-160-21	1184	6	41.2	118.4	89.54	2984	298.4
1967	10	502	1451	4	145.1	85-216-5	970	11	39.4	97.0	89.25	2421	242.1
1968	10	488	1257	13	125.7	126-272-13	1785	16	46.3	178.5	111.30	3042	304.2
1969	11	412	1116	0	101.5	142-327-17	1786	12	43.4	162.4	91.02	2902	263.8
1970	10	417	775	0	77.5	108-258-23	903	6	41.9	90.3	61.11	1678	167.8
1971	10	452	674	14	67.4	68-197-19	800	0	34.5	80.0	49.34	1474	147.4
1972	11	598	1883	12	171.2	67-177-15	849	5	37.9	77.2	70.52	2732	248.4
1973	10	452	1283	0	128.3	93-214-18	1253	10	43.5	125.3	91.24	2536	253.6
1974	11	531	1850	0	168.2	100-189-19	942	4	52.9	85.6	81.66	2792	253.8
1975	11	474	1422	9	129.3	103-199-18	1104	3	51.8	100.4	85.24	2526	229.6
1976	11	507	1641	12	149.2	121-250-17	1317	10	48.4	119.7	92.25	2958	268.9
1977	11	525	1873	11	170.3	72-183-9	1108	10	39.3	100.7	98.40	2981	271.0
1978	10	496	1438	11	143.8	102-203-10	1226	10	50.2	122.6	107.38	2664	266.4
1979	11	531	1678	13	152.5	105-229-21	1549	12	45.9	140.8	101.62	3227	293.4
1980	11	530	2270	17	206.4	107-254-17	1618	12	42.1	147.1	97.84	3888	353.5
1981	10	455	2056	15	205.6	101-207-7	1407	13	48.8	140.7	119.85	3463	346.3
1982	11	414	1567	16	142.5	130-277-12	1483	2	46.9	134.8	85.62	3050	277.3
1983	11	455	1263	12	114.8	130-294-21	1413	8	44.2	128.5	79.28	2676	243.3
1984	11	444	1403	0	127.5	104-222-15	1479	6	46.8	134.5	98.21	2882	262.0
1985	11	477	1509	14	137.2	142-272-16	1607	8	52.2	146.1	99.78	3116	283.3
1986	11	465	1929	14	175.4	134-268-10	1698	8	50.0	154.4	105.61	3627	329.7
1987	11	455	1186	3	107.8	135-295-18	1787	6	45.8	162.5	91.16	2973	270.3
1988	11	403	725	2	65.9	143-304-14	1425	0	47.0	129.5	77.20	2150	195.5
1989	11	407	1264	7	114.9	182-381-20	1735	9	47.8	157.7	83.32	2999	272.6
1990	11	525	1655	7	150.5	98-228-9	901	4	43.0	81.9	74.07	2556	232.4
1991	11	593	2466	17	224.2	62-148-8	1014	6	41.9	92.2	102.01	3480	316.4
1992	11	581	2679	17	243.5	49-137-10	518	4	35.8	47.1	62.56	3197	290.6
1993	11	579	2302	18	209.3	55-127-7	694	3	43.3	63.1	85.98	2996	272.4
1994	11	651	2995	29	272.3	63-129-4	1206	7	48.8	109.6	139.07	4201	381.9
1995	11	445	1749	16	159.0	130-285-17	1771	10	45.6	161.0	97.46	3520	320.0
1996	11	448	2025	14	184.1	115-251-19	1028	3	45.8	93.5	69.02	3053	277.5
1997	10	332	633	6	63.3	135-306-15	1723	9	44.1	172.3	91.32	2356	235.6
1998	11	419	1268	12	115.3	185-356-15	2276	14	52.0	206.9	110.22	3544	322.2
1999	11	307	792	7	72.0	253-442-17	2847	25	57.2	258.8	122.32	3639	330.8
2000	11	401	1546	13	140.5	133-298-21	1447	10	44.6	131.5	82.40	2993	272.1
2001	10	371	1208	13	120.8	180-315-18	2291	18	57.1	229.1	125.66	3499	349.9
2002	12	488	2088	26	174.0	156-315-10	1793	9	49.5	149.4	100.42	3881	323.4
2003	11	389	1579	17	143.5	161-320-13	1859	8	50.3	169.0	99.24	3438	312.5
2004	11	344	1112	7	101.1	196-433-19	2095	13	45.3	190.5	87.04	3207	291.5
2005	11	440	1698	10	154.4	140-288-12	1304	6	48.6	118.5	85.19	3002	272.9
2006	11	382	1650	18	150.0	199-329-13	2293	13	60.5	208.5	124.17	3943	358.5
2007	11	480	1918	20	174.4	130-246-8	1657	10	52.8	150.6	116.34	3575	325.0
2008	11	428	1623	7	147.5	157-290-11	1626	15	54.1	147.8	110.72	3249	295.4
2009	11	470	1821	19	165.5	116-255-18	1368	6	45.5	124.4	84.20	3189	289.9
2010	11	407	1838	13	167.1	127-252-14	1283	9	50.4	116.6	93.84	3121	283.7
2011	11	428	1869	11	169.9	170-325-17	1759	13	52.3	159.9	100.51	3628	329.8
2012	11	402	1769	12	160.8	209-376-11	2135	18	55.6	194.1	113.23	3904	354.9
2013	12	460	1598	5	133.2	134-288-10	1169	3	46.5	97.4	77.12	2767	230.6
2014	12	485	1523	5	126.9	145-271-10	1475	9	53.5	122.9	102.80	2998	249.8
2015	11	424	1407	9	127.9	151-301-4	1325	9	50.2	120.5	94.35	2732	248.4
2016	11	472	2014	16	183.1	166-291-9	2028	16	57.0	184.4	127.54	4042	367.5
2017	12	580	3105	32	258.8	119-216-7	1541	11	55.1	128.4	125.34	4646	387.2
2018	11	485	2613	24	237.5	132-259-11	1996	22	51.0	181.5	135.24	4609	419.0
2019	15	596	2694	34	179.6	269-463-16	3594	32	58.1	239.6	139.20	6288	419.2
2020	9	322	1214	14	134.9	162-315-8	1873	15	51.4	208.1	112.01	3087	343.0
2021	11	415	1613	19	146.6	227-416-9	3010	23	54.6	273.6	129.26	4623	420.3
2022	11	451	2082	20	189.3	213-362-11	2580	22	58.8	189.3	132.69	4662	423.8

AUSTIN PEAY FOOTBALL

TEAM RECORDS

TEAM DEFENSE YEAR-BY-YEAR

Defensive statistics became an official NCAA statistic in 2000.

YEAR	G	TACKLES			TACKLES FOR LOSS/SACKS				PASS DEFENSE					FUMBLES			BLKD	SCORING	
		UA	AST	TOTAL	TFL	YDS	SACKS	YDS	INT	YDS	TD	PBU	PD	FF	FR	KICKS	PA	PA/G	
1959	10								5	91	0	0	5				225	22.5	
1960	10								12	127	0	0	12				186	18.6	
1961	10								13	110	0	0	13				214	21.4	
1962	10								7	51	0	0	7				218	21.8	
1963	10	598	751	1349					4	2	0	0	4	0	7	0	150	15.0	
1964	10	544	558	1102					18	219	1	0	18				78	7.8	
1965	9	479	500	979					17	169	2	0	17	0	10	0	118	13.1	
1966	10	555	654	1209					16	203	2	0	16	0	18	0	164	16.4	
1967	10	589	639	1228					5	42	0	0	5	0	15	0	289	28.9	
1968	10	617	575	1192					13	121	1	0	13	0	16	0	222	22.2	
1969	11	653	614	1267					17	246	2	0	17	0	14	0	262	23.8	
1970	10	630	608	1238					23	296	2	0	23	0	20	0	256	25.6	
1971	10	617	436	1053					22	72	1	0	22	0	23	0	188	18.8	
1972	11	655	368	1023					15	183	0	0	15	0	23	0	236	21.5	
1973	10	604	325	929					14	207	0	0	14	0	16	0	223	22.3	
1974	11	630	361	991					15	108	0	0	15				260	23.6	
1975	11	656	357	1013					12	166	0	0	12				231	21.0	
1976	11	679	392	1071					18	205	0	0	18				166	15.1	
1977	11	657	455	1112					13	75	0	0	13				132	12.0	
1978	10	614	234	848					12	0	0	0	12	0	12	0	143	14.3	
1979	11	635	299	934					15	277	1	0	15	0	27	0	150	13.6	
1980	11	578	236	814					18	239	1	0	18	0	14	0	148	13.5	
1981	10	580	342	922	77	362			13	94	0	58	71	14	11	3	227	22.7	
1982	11	614	399	1013	68	284	17	140	15	104	0	32	47	36	24	2	262	23.8	
1983	11	638	560	1198	102	482	39	286	16	238	0	28	44	36	18	1	188	17.1	
1984	11	432	482	914	57	265	22	142	16	192	0	29	45	15	8	2	163	14.8	
1985	11	526	431	957	63	302	24	181	24	198	0	35	59	11	15	3	193	17.5	
1986	11	621	368	989	49	231	24	167	14	167	1	38	52	16	14	1	197	17.9	
1987	11	599	392	991	59	295	17	138	13	95	0	43	56	7	13	2	306	27.8	
1988	11	550	363	913	59	242	16	122	12	99	0	42	54	18	13	3	348	31.6	
1989	11	558	336	894	44	149	9	64	8	124	0	44	52	10	21	1	407	37.0	
1990	11	499	332	831	71	280	13	97	7	107	0	41	48	20	17	4	329	29.9	
1991	11	607	381	988	86	394	27	224	13	266	0	52	65	21	10	5	231	21.0	
1992	11	520	326	846	96	423	24	192	16	126	0	25	41	9	13	4	299	27.2	
1993	11	570	332	902	57	205	12	66	9	127	0	27	36	10	13	6	354	32.2	
1994	11	514	240	754	70	227	26	185	10	113	0	43	53	11	11	6	266	24.2	
1995	11	555	334	889	90	295	16	103	11	131	0	52	63	6	11	0	341	31.0	
1996	11	491	420	911	79	268	12	85	11	113	1	36	47	10	10	1	339	30.8	
1997	10	459	304	763	56	185	12	75	7	78	0	18	25	10	9	2	440	44.0	
1998	11	465	324	789	96	355	24.5	177	14	144	0	33	47	13	17	2	326	29.6	
1999	11	436	527	963	77	271	14	110	11	45	0	24	35	7	6	2	423	38.5	
2000	11	716	501	1217	105	382	18.5	155	15	197	1	35	50	19	20	3	397	36.1	
2001	10	343	386	729	66	272	23	180	16	184	1	44	60	9	10	1	265	26.5	
2002	12	460	467	927	76	270	19	123	16	133	1	39	55	17	18	4	333	27.8	
2003	11	411	484	895	61.5	265	23	156	16	191	2	27	43	18	19	5	276	25.1	
2004	11	439	386	825	69	246	25	151	12	226	2	38	50	9	6	4	313	28.5	
2005	11	453	311	764	54	115	6	23	11	159	1	29	40	5	10	5	412	37.5	
2006	11	405	361	766	49	148	6	40	6	42	0	38	44	7	9	5	271	24.6	
2007	11	449	370	819	68	305	19	151	18	255	0	28	46	12	13	5	273	24.8	
2008	11	366	437	803	53	163	9	60	17	134	2	22	39	10	8	4	328	29.8	
2009	11	419	373	792	72	270	18	116	10	58	0	35	45	8	11	4	318	28.9	
2010	11	481	380	861	63	194	10	57	8	98	1	27	35	12	9	4	420	38.2	
2011	11	428	368	796	60	163	9	57	7	39	0	21	28	9	13	2	396	36.0	
2012	11	410	356	766	61	189	15	95	8	66	0	17	25	12	9	0	435	39.5	
2013	12	424	452	876	49	171	8	48	6	60	0	23	29	8	9	0	476	39.7	
2014	12	489	432	921	60	185	6	47	5	89	1	24	29	13	11	0	523	43.6	
2015	11	436	361	797	57	170	9	59	5	66	0	33	38	5	8	1	429	39.0	
2016	11	436	392	828	52	174	10	75	5	48	1	29	34	10	8	1	517	47.0	
2017	12	396	430	826	63	217	24	117	9	82	0	37	46	14	10	3	297	24.8	
2018	11	430	366	796	73	253	16	98	12	113	1	42	54	6	7	0	337	30.6	
2019	15	522	469	991	105	415	31	215	15	284	2	55	70	10	10	1	309	20.6	
2020	9	308	326	634	74	267	22	119	9	52	0	31	40	9	5	1	301	33.4	
2021	11	420	340	760	66	261	18	154	19	245	3	43	62	7	8	3	274	24.9	
2022	11	365	388	753	80	319	22	162	13	88	0	45	58	7	6	2	250	22.7	

AUSTIN PEAY FOOTBALL

TEAM RECORDS

TEAM SCORING & SPECIAL TEAMS YEAR-BY-YEAR

YEAR	G	TD	RSH	PAS	RET	PAT	2-PT	FG	PTS	AVG/G	PUNTS	YARDS	AVG	PR	YDS	TD	AVG/R	KR	YDS	TD	AVG/R
1959	10	3	0	3	0	5	0	1-1	26	2.6	63	2080	33.0	23	251	0	10.9	39	812	0	20.8
1960	10	9	0	9	0	12	0	0-4	66	6.6	47	1622	34.5	20	167	0	8.4	36	667	0	18.5
1961	10	6	0	6	0	9	1	1-1	50	5.0	52	1732	33.3	12	69	0	5.8	40	724	0	18.1
1962	10	6	0	6	0	5	0	0-0	41	4.1	71	2407	33.9	23	168	0	7.3	40	656	0	16.4
1963	10	3	0	3	0	6	0	0-2	24	2.4	56	1999	35.7	22	130	0	5.9	32	688	0	21.5
1964	10	15	0	14	1	16	2	2-7	116	11.6	53	2002	37.8	35	223	0	6.4	21	339	0	16.1
1965	9	40	18	18	4	22	0	4-6	274	30.4	34	1240	36.5	31	502	2	16.2	24	396	0	16.5
1966	10	26	18	6	2	17	1	5-7	190	19.0	50	1902	38.0	24	117	0	4.9	31	544	0	17.5
1967	10	15	4	11	0	3	0	1-3	96	9.6	66	2221	33.7	29	237	0	8.2	50	801	0	16.0
1968	10	30	13	16	1	18	1	2-2	206	20.6	76	2835	37.3	31	154	0	5.0	40	684	0	17.1
1969	11	14	0	12	2	9	1	3-11	104	9.5	63	2386	37.9	27	127	0	4.7	45	934	0	20.8
1970	10	9	0	6	3	14	0	4-9	80	8.0	84	3095	36.8	28	225	0	8.0	43	801	1	18.6
1971	10	16	14	0	2	11	0	6-9	125	12.5	90	3126	34.7	24	233	1	9.7	30	534	0	17.8
1972	11	19	12	5	2	0	0	0-0	114	10.4	91	3054	33.6	28	188	2	6.7	40	640	0	16.0
1973	10	11	0	10	1	9	0	2-2	81	8.1	67	2367	35.3	19	212	1	11.2	34	608	0	17.9
1974	11	7	0	4	3	17	0	3-7	68	6.2	56	2054	36.7	20	169	2	8.4	41	788	1	19.2
1975	11	12	9	3	0	11	2	10-17	117	10.6	78	2926	37.5	31	217	0	7.0	40	784	0	19.6
1976	11	24	12	10	2	16	0	2-8	166	15.1	80	2883	36.0	34	371	2	10.9	33	591	0	17.9
1977	11	23	11	10	2	17	0	7-16	176	16.0	73	2796	38.3	19	131	1	6.9	37	814	1	22.0
1978	10	22	11	10	1	12	0	1-8	147	14.7	67	2485	37.1	34	395	1	11.6	28	490	0	17.5
1979	11	26	13	12	1	22	0	6-16	196	17.8	66	2407	36.5	36	265	0	7.4	25	384	0	15.4
1980	11	30	17	12	1	25	0	6-16	223	20.3	62	2090	33.7	31	292	0	9.4	28	497	0	17.8
1981	10	29	15	13	1	19	1	4-8	207	20.7	73	2661	36.5	15	49	0	3.3	37	532	1	14.4
1982	11	18	16	2	0	15	1	5-15	140	12.7	72	2709	37.6	17	118	0	6.9	33	646	0	19.6
1983	11	22	12	8	2	13	0	11-18	178	16.2	73	2824	38.7	32	208	1	6.5	28	580	1	20.7
1984	11	6	0	6	0	14	0	13-22	89	8.1	79	2942	37.2	25	215	0	8.6	26	473	0	18.2
1985	11	22	14	8	0	22	0	9-21	181	16.5	71	2514	35.4	33	238	0	7.2	29	553	0	19.1
1986	11	24	14	8	2	20	0	11-21	199	18.1	60	2453	40.9	31	175	1	5.6	41	813	0	19.8
1987	11	11	3	6	2	9	0	14-23	117	10.6	77	3000	39.0	32	192	2	6.0	47	834	0	17.7
1988	11	8	2	5	1	8	0	9-19	83	7.5	81	3049	37.6	15	79	1	5.3	56	932	0	16.6
1989	11	16	7	9	0	9	1	6-16	125	11.4	70	2581	36.9	10	70	0	7.0	68	1163	0	17.1
1990	11	12	7	4	1	12	0	6-9	102	9.3	83	3085	37.2	15	73	0	4.9	51	946	1	18.5
1991	11	23	17	6	0	18	2	5-8	175	15.9	69	2524	36.6	23	147	0	6.4	33	685	0	20.8
1992	11	21	17	4	0	20	1	4-10	160	14.5	64	2363	36.9	22	255	0	11.6	36	654	0	18.2
1993	11	22	18	3	1	21	0	6-10	173	15.7	69	2555	37.0	20	130	1	6.5	51	1016	0	19.9
1994	11	39	29	7	3	34	0	10-14	298	27.1	60	2137	35.6	26	192	2	7.4	41	622	0	15.2
1995	11	29	16	10	3	22	1	4-10	210	19.1	71	2670	37.6	20	204	3	10.2	50	867	0	17.3
1996	11	19	14	3	2	18	0	5-10	149	13.5	62	2434	39.3	17	193	0	11.4	47	820	0	17.4
1997	10	15	6	9	0	6	4	5-8	119	11.9	79	2549	32.3	15	68	0	4.5	60	928	0	15.5
1998	11	27	12	14	1	22	0	5-12	199	18.1	68	2368	34.8	37	229	0	6.2	46	972	0	21.1
1999	11	33	7	25	1	24	2	4-8	240	21.8	65	2176	33.5	16	70	0	4.4	61	1134	0	18.6
2000	11	24	13	10	1	19	1	6-9	183	16.6	69	2423	35.1	19	140	0	7.4	51	991	0	19.4
2001	10	32	13	18	1	29	0	5-7	236	23.6	52	1980	38.1	30	142	0	4.7	46	911	0	19.8
2002	12	38	26	9	3	32	0	9-20	287	23.9	80	2980	37.2	49	338	0	6.9	48	1002	0	20.9
2003	11	27	17	8	2	21	1	3-11	194	17.6	72	2667	37.0	22	155	0	7.0	41	890	0	21.7
2004	11	22	7	13	2	20	0	3-7	161	14.6	70	2478	35.4	19	100	0	5.3	41	622	0	15.2
2005	11	18	10	6	2	7	2	7-10	140	12.7	77	2995	38.9	12	67	0	5.6	46	792	0	17.2
2006	11	32	18	13	1	27	1	8-12	245	22.3	53	1752	33.1	10	67	0	6.7	39	661	1	16.9
2007	11	37	20	10	7	22	1	9-14	275	25.0	49	1896	38.7	16	185	2	11.6	49	1146	2	23.4
2008	11	26	7	15	4	12	3	12-20	212	19.3	51	1888	37.0	17	211	2	12.4	60	1390	0	23.2
2009	11	31	19	6	6	27	1	9-15	242	22.0	53	1994	37.6	20	297	3	14.9	58	1305	1	22.5
2010	11	25	13	9	3	22	0	12-18	208	18.9	53	2173	41.0	9	93	0	10.3	62	1274	1	20.5
2011	11	25	11	13	1	23	0	10-19	207	18.8	57	2139	37.5	11	90	1	8.2	62	1100	0	17.7
2012	11	30	12	18	0	28	1	4-12	224	20.4	57	2165	38.0	20	161	0	8.1	51	953	0	18.7
2013	12	9	5	3	1	9	0	9-17	90	7.5	89	3455	38.8	6	28	0	4.7	53	1012	1	19.1
2014	12	15	5	9	1	10	1	4-5	116	9.7	98	3659	37.3	10	35	0	3.5	45	842	0	18.7
2015	11	18	9	9	0	10	0	5-7	133	12.1	90	3224	35.8	15	68	0	4.5	43	727	0	16.9
2016	11	35	16	16	3	30	1	5-9	259	23.5	58	2169	37.4	11	48	0	4.4	61	1244	2	20.4
2017	12	45	32	11	2	42	0	5-9	327	27.2	57	2276	39.9	12	118	0	9.8	43	782	1	18.2
2018	11	47	24	22	1	41	1	5-7	340	30.9	62	2503	40.4	12	122	0	10.2	40	804	0	20.1
2019	15	69	34	32	3	68	0	12-19	518	34.5	73	2627	36.0	26	225	0	8.7	41	711	0	17.3
2020	9	29	14	15	0	24	1	5-9	215	23.9	60	1992	33.2	11	40	0	3.6	22	336	0	15.3
2021	11	46	19	23	4	36	2	14-18	358	32.5	58	2359	40.7	27	176	1	6.5	28	448	0	16.0
2022	11	45	20	22	2	44	0	11-20	347	31.5	44	1789	40.7	17	241	1	14.2	25	550	1	22.0

AUSTIN PEAY FOOTBALL

TEAM RECORDS

TEAM SINGLE SEASON RECORDS

RUSHING

YARDS		
	YDS	YEAR
1.	3105	2017
2.	2995	1994
3.	2694	2019
4.	2679	1992
5.	2613	2018
6.	2466	1991
7.	2302	1993
8.	2270	1980
9.	2142	1965
10.	2088	2002

PASSING

ATTEMPTS		
	ATT	YEAR
1.	463	2019
2.	442	1999
3.	433	2004
4.	416	2021
5.	381	1989
6.	376	2012
7.	359	2022
8.	356	1998
9.	329	2006
10.	327	1969

PASSING

COMPLETION PERCENTAGE		
	PCT	YEAR
1.	60.5	2006
2.	59.6	2022
3.	58.1	2019
4.	57.2	1999
5.	57.1	2001
6.	57.0	2016
7.	55.6	2012
8.	55.1	2017
9.	54.6	2021
10.	54.1	2008

TOTAL OFFENSE

YARDS		
	YDS	YEAR
1.	6288	2019
2.	4658	2022
3.	4646	2017
4.	4623	2021
5.	4609	2018
6.	4201	1994
7.	4042	2016
8.	3943	2006
9.	3904	2012
10.	3888	1980

EXTRA POINTS

MADE		
	PAT	YEAR
1.	68	2019
2.	44	2022
3.	42	2017
4.	41	2018
5.	36	2021
6.	34	1994
7.	32	2002
8.	30	2016
9.	29	2001
10.	28	2012

PUNTING

NET YARDS		
	YDS	YEAR
1.	3659	2014
2.	3455	2013
3.	3224	2015
4.	3126	1971
5.	3095	1970
6.	3085	1990
7.	3054	1972
8.	3049	1988
9.	3000	1987
10.	2995	2005

ATTEMPTS

	ATT	YEAR
1.	651	1994
2.	598	1972
3.	596	2019
4.	593	1991
5.	581	1992
6.	580	2017
7.	579	1993
8.	531	1979
	531	1974
10.	530	1980

COMPLETIONS

	CMP	YEAR
1.	269	2019
2.	253	1999
3.	227	2021
4.	214	2022
5.	209	2012
6.	199	2006
7.	196	2004
8.	185	1998
9.	182	1989
10.	180	2001

PASS EFFICIENCY

	EFF	YEAR
1.	139.2	2019
2.	139.1	1994
3.	137.4	1965
4.	135.2	2018
5.	134.0	2022
6.	129.3	2021
7.	127.5	2016
8.	125.7	2001
9.	125.3	2017
10.	124.2	2006

YARDS/GAME

	YPG	YEAR
1.	423.5	2022
2.	420.3	2021
3.	419.2	2019
4.	419.0	2018
5.	387.2	2017
6.	381.9	1994
7.	367.5	2016
8.	358.5	2006
9.	354.9	2012
10.	353.5	1980

ATTEMPTED

	ATT	YEAR
1.	69	2019
2.	45	2022
3.	44	2017
4.	43	2018
5.	38	2021
	38	1994
7.	36	2002
8.	32	2016
	32	2007
	32	1965

ATTEMPTS

	PUNTS	YEAR
1.	98	2014
2.	91	1972
3.	90	2015
	90	1971
5.	89	2013
6.	84	1970
7.	83	1990
8.	81	1988
9.	80	2002
	80	1976

TOUCHDOWNS

	TDS	YEAR
1.	34	2019
2.	32	2017
3.	29	1994
4.	26	2002
5.	24	2018
6.	20	2022
	20	2007
8.	19	2021
	19	2009
9.	18	2006
	18	1993
	18	1965
	18	1966

YARDS

	YDS	YEAR
1.	3594	2019
2.	3010	2021
3.	2847	1999
4.	2580	2022
5.	2293	2006
6.	2291	2001
7.	2276	1998
8.	2135	2012
9.	2095	2004
10.	2028	2016

YARDS/GAME

	YPG	YEAR
1.	273.6	2021
2.	258.8	1999
3.	239.6	2019
4.	234.2	2022
5.	229.1	2001
6.	208.5	2006
7.	208.1	2020
8.	206.9	1998
9.	194.1	2012
10.	190.5	2004

SCORING

TOTAL POINTS		
	PTS	YEAR
1.	518	2019
2.	358	2021
3.	347	2022
4.	340	2018
5.	327	2017
6.	298	1994
7.	287	2002
8.	275	2007
9.	274	1965
10.	259	2016

FIELD GOALS

MADE		
	FGM	YEAR
1.	14	2021
	14	1987
3.	13	1984
4.	12	2019
	12	2010
	12	2008
7.	11	2022
	11	1986
	11	1983
10.	10	2011
	10	1994
	10	1975

PUNTS HAD BLOCKED

	BLK	YEAR
1.	6	2015
2.	3	1997
	3	1989
	3	1985
5.	2	Several Times

YARDS/PUNT

	YPP	YEAR
1.	41.00	2010
2.	40.88	1986
3.	40.67	2021
4.	40.37	2018
5.	40.35	2022
6.	39.93	2017
7.	39.26	1996
8.	38.96	1987
9.	38.90	2005
10.	38.82	2013

YARDS/GAME

	YPG	YEAR
1.	272.3	1994
2.	258.8	2017
3.	243.5	1992
4.	238.0	1965
5.	237.5	2018
6.	224.2	1991
7.	209.3	1993
8.	206.4	1980
9.	205.6	1981
10.	200.0	1964

TOUCHDOWNS

	TDS	YEAR
1.	32	2019
2.	25	1999
3.	23	2021
4.	22	2022
	22	2018
6.	18	2012
	18	2001
	18	1965
9.	16	2016
	16	1968

TOUCHDOWNS

	TDS	YEAR
1.	69	2019
2.	47	2018
3.	46	2021
4.	45	2022
	45	2017
6.	40	1965
7.	39	1994
8.	38	2002
9.	37	2007
10.	35	2016

ATTEMPTED

	FGA	YEAR
1.	23	1987
2.	22	1984
3.	21	1986
	21	1985
5.	20	2022
	20	2008
	20	2002
8.	19	2019
	19	2011
	19	1988

PERCENTAGE

	PCT	YEAR
1.	100.0	1973
	100.0	1968
	100.0	1961
	100.0	1959
5.	80.0	2014
6.	77.8	2021
7.	71.4	2018
	71.4	2015
	71.4	2001
	71.4	1994
	71.4	1966

AUSTIN PEAY FOOTBALL

TEAM RECORDS

TEAM SINGLE SEASON RECORDS

PUNT RETURNS

YARDS		
	PRET	YEAR
1.	502	1965
2.	395	1978
3.	371	1976
4.	338	2002
5.	297	2009
6.	292	1980
7.	265	1979
8.	256	2022
9.	255	1992
10.	251	1959

KICK RETURNS

RETURN YARDS		
	YDS	YEAR
1.	1390	2008
2.	1305	2009
3.	1274	2010
4.	1244	2016
5.	1163	1989
6.	1146	2007
7.	1134	1999
8.	1100	2011
9.	1016	1993
10.	1012	2013

TACKLING

TOTAL TACKLES		
	TACK	YEAR
1.	1349	1963
2.	1267	1969
3.	1238	1970
4.	1228	1967
5.	1217	2000
6.	1209	1966
7.	1198	1983
8.	1192	1968
9.	1112	1977
10.	1102	1964

FUMBLES

FORCED		
	FF	YEAR
1.	36	1983
	36	1982
3.	21	1991
4.	20	1990
5.	19	2000
6.	18	2003
	18	1988
8.	17	2002
9.	16	1986
10.	15	1984

PASS DEFENSE

INTERCEPTIONS		
	INT	YEAR
1.	24	1985
2.	23	1970
3.	22	1971
4.	19	2021
5.	18	2007
	18	1980
	18	1976
	18	1964
9.	17	2008
	17	1969
	17	1965

BLOCKED KICKS

BLOCKED KICKS		
	BLOCKS	YEAR
1.	6	1994
	6	1993
3.	5	2007
	5	2006
	5	2005
	5	2003
	5	1991
8.	4	2010
	4	2009
	4	2008
	4	2004
	4	2002
	4	1992
	4	1990

RETURNS

	PRET	YEAR
1.	49	2002
2.	37	1998
3.	36	1979
4.	35	1964
5.	34	1978
	34	1976
7.	33	1985
8.	32	1987
	32	1983
10.	31	Several Times

RETURNS

	KOR	YEAR
1.	68	1989
2.	62	2011
	62	2010
4.	61	2016
	61	1999
6.	60	2008
	60	1997
8.	58	2009
9.	56	1988
10.	53	2013

TACKLES FOR LOSS

	TFL	YEAR
1.	105.0	2019
	105.0	2000
3.	102.0	1983
4.	96.0	1998
	96.0	1992
6.	90.0	1995
7.	86.0	1991
8.	80.0	2022
9.	79.0	1996
10.	77.0	1999
	77.0	1981

RECOVERED

	FR	YEAR
1.	27	1979
2.	24	1982
3.	23	1972
	23	1971
5.	21	1989
6.	20	2000
	20	1970
8.	19	2003
9.	18	2002
	18	1983
	18	1966

RETURN YARDS

	YDS	YEAR
1.	296	1970
2.	284	2019
3.	277	1979
4.	266	1991
5.	255	2007
6.	246	1969
7.	245	2021
8.	239	1980
9.	238	1983
10.	226	2004

TOUCHDOWNS

	TDS	YEAR
1.	3	2009
	3	1995
3.	2	2008
	2	2007
	2	1994
	2	1987
	2	1976
	2	1974
	2	1972
	2	1965

TOUCHDOWNS

	TDS	YEAR
1.	2	2007
	2	2016
3.	1	Several Times

QUARTERBACK SACKS

	QBS	YEAR
1.	39.0	1983
2.	31.0	2019
3.	27.0	1991
4.	26.0	1994
5.	25.0	2004
6.	24.5	1998
7.	24.0	2017
	24.0	1992
	24.0	1986
	24.0	1985

RETURN TOUCHDOWNS

	TDS	YEAR
1.	3	2007
2.	2	2009
	2	2002
4.	1	Several Times

RETURN TOUCHDOWNS

	TDS	YEAR
1.	3	2021
2.	2	2019
	2	2008
	2	2004
	2	2003
	2	1970
	2	1969
	2	1966
	2	1965
10.	1	Several Times

YARDS/RETURN

	YPR	YEAR
1.	16.19	1965
2.	14.85	2009
3.	12.41	2008
4.	12.19	2022
5.	11.62	1978
6.	11.59	1992
7.	11.56	2007
8.	11.35	1996
9.	11.16	1973
10.	10.91	1976
	10.91	1959

YARDS/RETURN

	YPR	YEAR
1.	23.39	2007
2.	23.17	2008
3.	22.58	2022
4.	22.50	2009
5.	22.00	1977
6.	21.71	2003
7.	21.50	1963
8.	21.13	1998
9.	20.88	2002
10.	20.82	1959

PASSES DEFENDED

	DEF	YEAR
1.	71	1981
2.	70	2019
3.	65	1991
4.	63	1995
5.	62	2021
6.	60	2001
7.	59	1985
8.	58	2022
9.	56	1987
10.	55	2002

AUSTIN PEAY FOOTBALL

RESULTS & HISTORIES

GOVERNORS RECORD

ALL-TIME RECORD (86 SEASONS)	316-559-16	.364	ASUN CONFERENCE (5 games)	3-2	.600
HOME (444 games)	198-237-9	.456	HOME	1-1-0	.500
MURLAND FIELD (1930-1941)	25-15-4	.614	AWAY	2-1-0	.667
MUNICIPAL STADIUM (1946-1992)	115-126-5	.478	OHIO VALLEY CONFERENCE (354 games)	122-230-2	.347
GOVERNORS STADIUM (1993-2015)	35-84-0	.294	HOME	70-109-0	.391
FORTERA STADIUM (2016-current)	23-12-0	.657	AWAY	52-121-2	.303
AWAY (443 games)	116-320-7	.270	PIONEER FOOTBALL LEAGUE (15 games)	3-12-0	.200
NEUTRAL (4 games)	2-2-0	.500			

ANNUAL SUMMARIES

Year	OVERALL			CONFERENCE			Coach	Captain(s)
	W-L-T	Pct.	PF PA	W-L-T	Pct.	Finish		
INDEPENDENT								
1930	3-4-1	.438	43 73	–	–	–	Scott Alden	Pat Galbreath
1931	3-2-2	.571	51 73	–	–	–	Scott Alden	John Alden, Harvey Cotton
1932	3-2-2	.571	59 28	–	–	–	Scott Alden	William Overby, Harwood Holt
1933: No football due to Great Depression								
1934: No football due to Great Depression								
1935: No football due to Great Depression								
MISSISSIPPI VALLEY CONFERENCE								
1936	2-5-0	.286	38 93	–	–	–	Fred Brown	Joe Spirakis
SOUTHEASTERN CONFERENCE OF JUNIOR COLLEGES								
1937	2-6-0	.250	91 130	–	–	–	Fred Brown	Richard Workman
INDEPENDENT								
1938	3-5-1	.389	90 125	–	–	–	Fred Brown	Edward Campbell
1939	4-5-0	.444	89 98	–	–	–	Fred Brown	Jack Price
1940	4-7-0	.363	91 188	–	–	–	Fred Brown	James Harper
1941	4-5-0	.444	90 161	–	–	–	Fred Brown	Lucky Knox
1942: No football due to World War II								
1943: No football due to World War II								
1944: No football due to World War II								
1945: No football due to World War II								
1946	5-4-0	.556	141 129	–	–	–	Dave Aaron	George Fisher, Bud Barrett
VOLUNTEER STATE ATHLETIC CONFERENCE								
1947	3-6-1	.350	78 167	–	–	–	Dave Aaron	Leon Garrett, George Morton
1948	8-2-0	.800	258 116	–	–	1st	Dave Aaron	Leon Garrett, George Morton
1949	8-2-0	.800	236 83	–	–	–	Dave Aaron	Hendricks Fox, Homer Bell
1950	5-2-1	.688	160 94	–	–	–	Dave Aaron	Hendricks Fox, L.E. Oakley
1951	1-8-1	.150	130 196	–	–	–	Dave Aaron	Phil Krug, Dick Hays
1952	7-2-1	.750	210 113	–	–	–	Dave Aaron	Carlton Balthrop, Charlie Quarles
1953	4-4-0	.500	168 119	–	–	–	Dave Aaron	Jerry Robertson, Charles Oakley, Frank Ramsey
1954	3-5-2	.400	107 178	–	–	–	Dave Aaron	Bobby Brown, Bobby Wray
1955	2-7-1	.250	100 162	–	–	–	Ken Cooper	Bill Alexander, Bobby Wray
1956	5-6-0	.455	179 204	–	–	–	Ken Cooper	Malcolm Moore, Howard Hawkins
1957	4-6-0	.400	134 165	–	–	–	Ken Cooper	Noojin Walker, Gerald Wiley
1958	3-7-0	.300	93 170	–	–	–	Earl Gartman	John McKay, Dan Burden
1959	1-9-0	.100	84 225	–	–	–	Earl Gartman	Sid Ingram, Ted Potter, Bert Simpson
1960	2-8-0	.200	114 186	–	–	–	Art Van Tone	Bobby Baumgartner, Jack Bushofsky
1961	2-8-0	.200	92 214	–	–	–	Art Van Tone	Tommy Donnelly, Rupert Baker
1962	0-10-0	.000	47 218	–	–	–	Art Van Tone	Tommy Donnelly, Rupert Baker
OHIO VALLEY CONFERENCE								
1963	1-9-0	.100	54 150	0-7-0	.000	8th	Bill Dupes	Rocky Cobb, Ed Bunio, Claude Clements
1964	8-1-1	.850	230 78	5-1-1	.786	2nd	Bill Dupes	Claude Clements, Carlton Flatt, Tommy Dillard
1965†	7-2-0	.778	280 118	6-1-0	.857	2nd	Bill Dupes	Tommy Dillard, Tim Chilcutt, Claude Clements
1966	6-4-0	.600	194 164	4-3-0	.571	3rd	Bill Dupes	Tommy Dobbs, John Ogles
1967	2-8-0	.200	100 289	2-5-0	.286	t-7th	Bill Dupes	Carl Williams, Philip Farinella, Tommy Woodring, Bill Joe Jeans
1968	5-5-0	.500	216 222	3-4-0	.429	5th	Bill Dupes	Tommy Dobbs, John Ogles

AUSTIN PEAY FOOTBALL

RESULTS & HISTORIES

ANNUAL SUMMARIES

Year	OVERALL				CONFERENCE			Coach	Captain(s)
	W-L-T	Pct.	PF	PA	W-L-T	Pct.	Finish		
OHIO VALLEY CONFERENCE									
1969	2-7-1	.250	184	262	2-5-0	.286	7th	Bill Dupes	Dennis Dyer, Bruce Gibbs
1970	3-7-0	.300	136	256	2-5-0	.286	t-6th	Bill Dupes	Harold Roberts, Craig Bangston, Terry Johnson
1971	2-8-0	.200	125	188	1-6-0	.143	7th	Bill Dupes	Bill Blair, Ben Boswell, Gerald Noble
1972	3-8-0	.273	139	236	1-6-0	.143	8th	Bill Dupes	Bonnie Sloan, Jerry Seay, Robert Elizer
1973	2-8-0	.200	131	223	1-6-0	.143	8th	Jack Bushofsky	Rick Christophel, Tony Wade
1974	3-7-1	.318	158	260	1-5-1	.214	7th	Jack Bushofsky	Rick Christophel, Bob Sizemore, Dwight Houston, Robert Tripp
1975	3-8-0	.273	111	241	3-4-0	.429	5th	Jack Bushofsky	Terry McCabe, Ron Bailey
1976	5-6-0	.455	154	166	3-4-0	.429	t-4th	Jack Bushofsky	Terry McCabe, Danny McCullough Randy Christophel, Ron Green, Ron Bailey
1977	8-3-0	.727	182	132	6-1-0	.857	1st	James Donnelly	Bob Bible, James Green
1978	6-4-0	.600	151	143	3-3-0	.500	4th	James Donnelly	Mike Betts, Ron Sebree
1979	7-4-0	.636	198	150	2-4-0	.333	5th	Watson Brown	Lynn Hailstock, Steve Brewer, Stan Burns, Joe Grimsley
1980	7-4-0	.636	217	148	5-2-0	.714	t-2nd	Watson Brown	Richard Wozniak, Steve Puthoff, Sonny Defilippis, Cosmo Cochran
1981	5-5-0	.500	207	227	3-5-0	.375	8th	Emory Hale	Mike Troutman, Greg Jones, Randy Michael, Jim Baker
1982	3-7-0	.300	156	262	2-5-0	.286	t-6th	Emory Hale	Mike Owens, Jody Hebert, Charles Tucker
1983	6-5-0	.545	190	188	3-4-0	.429	t-5th	Emory Hale	Chris Jenkins, Jim Kolodziej, Michael Shelton
1984	7-4-0	.636	171	163	4-3	.571	5th	Emory Hale	Mark Stokes, Jim Barlow, Rickey Rice
1985	5-6-0	.455	194	193	2-5	.286	6th	Emory Hale	Marlin Chapman, Pat Wilson, Scott Farnell, Mike Mignone
1986	5-6-0	.455	197	197	3-4	.429	t-5th	Emory Hale	Clinton Cross, Scott Fox, Terry Gentry, Eddie Walls
1987	2-9-0	.182	119	306	1-5	.167	t-6th	Emory Hale	Roy Berkemeier, Mike Sliptchuik, Mark Southall, Dean Edwards
1988	3-8-0	.273	89	348	2-4	.333	t-4th	Paul Brewster	Rico Ransom, Elzie Anderson
1989†	0-11-0	.000	135	407	1-5	.167	6th	Paul Brewster	Sammy Gholston, Calvin Johnson, Mike Lewis
1990	0-11-0	.000	108	339	0-6	.000	7th	John Palermo	None Selected
1991	5-6-0	.455	191	231	3-4	.429	t-3rd	Roy Gregory	Jaime Hagan, Jeff Crutchfield
1992	3-8-0	.273	182	299	2-6	.250	t-6th	Roy Gregory	Mack Young, Richard Darden
1993	1-10	.091	179	354	0-8	.000	9th	Roy Gregory	Jeff Stec, Fred Waters
1994	4-7	.364	298	266	3-5	.375	t-6th	Roy Gregory	Brian Harvey, John McDuffie
1995	3-8	.273	212	341	2-6	.250	t-6th	Roy Gregory	Scott McCormick, Marcus Watkins
1996	1-10	.091	149	339	1-7	.125	t-8th	Roy Gregory	Phillip Hancock, Steve Haywood, Ralph Hill, Chris Horton, Jacob Dickson
INDEPENDENT									
1997	0-10	.000	119	440	—	—	—	Bill Schmitz	Tommy Leaf, Landon Dunaway
1998	4-7	.364	199	326	—	—	—	Bill Schmitz	Tommy Leaf, Tony Lockhard
1999	3-8	.273	240	423	—	—	—	Bill Schmitz	Ted Skipper, Tenille Hudgins, Justin Schrader, Brian Baker
2000	2-9	.182	183	397	—	—	—	Bill Schmitz	Mike Allen, Justin Schrader, Brian Baker
PIONEER FOOTBALL LEAGUE: SOUTH DIVISION									
2001	3-7	.300	236	265	0-3	.000	4th	Bill Schmitz	Brian Baker, Brandon Garner, Mark McClintock, Dustin Wilson
2002	7-5	.583	287	333	1-2	.333	3rd	Bill Schmitz	Jason Busby, Justin Henry, Mark McClintock, Thomas Sexton
2003	4-7	.364	194	276	1-2	.333	t-2nd	Carroll McCray	Pat Curran, Demaro Ison, Ryan Taylor, Trae Willis
2004	2-9	.182	161	313	1-2	.333	t-3rd	Carroll McCray	Ryan Taylor, Charlie Forte, Adam Rector, Paul Derrick
2005	2-9	.182	140	412	0-3	.000	4th	Carroll McCray	Wes Proctor, Matt Wade
INDEPENDENT									
2006	3-8	.273	245	271	—	—	—	Carroll McCray	None Selected
OHIO VALLEY CONFERENCE									
2007	7-4	.636	275	273	5-3	.625	t-3rd	Rick Christophel	Daniel Becker, Dee Peeler, Chris Fletcher, Josh Hackett, Mark Cunningham
2008	2-9	.182	212	328	2-6	.250	t-7th	Rick Christophel	Dee Peeler, Daniel Becker, Cage Major, Travis Dumke, Theo Townsend
2009	4-7	.364	242	318	3-5	.375	6th	Rick Christophel	Dee Peeler, Daniel Becker, Kevis Buckley, Tyler Trent
2010	2-9	.182	208	420	1-7	.125	8th	Rick Christophel	Steven Johnson, Terrence Holt, Trent Caffee, Adrian Mines, T.C. Jennings
2011	3-8	.273	207	396	2-6	.250	t-7th	Rick Christophel	Scott Thomas, Amius Smith, Tim Schmid, Ryan White
2012	2-9	.182	224	435	1-7	.125	9th	Rick Christophel	None Selected
2013	0-12	.000	90	476	0-8	.000	9th	Kirby Cannon	Craig Salley, Gavin Willisson, Tim Phillips, Iosua Siliva

AUSTIN PEAY FOOTBALL

RESULTS & HISTORIES

ANNUAL SUMMARIES

Year	OVERALL				CONFERENCE			Coach	Captain(s)
	W-L-T	Pct.	PF	PA	W-L-T	Pct.	Finish		
OHIO VALLEY CONFERENCE									
2014	1-11	.083	116	523	1-7	.125	t-8th	Kirby Cannon	Adam Noble, Michael Dunphy, Johnathan Shuler, Buddy Mitchell, Montez Carlton, Isaiah Tuiasosopo, Nii Lartey
2015	0-11	.000	133	429	0-8	.000	9th	Kirby Cannon	Trent Taylor, Tyler Miles, Adam Noble
2016	0-11	.000	259	517	0-8	.000	9th	Will Healy	Game Captains
2017	8-4	.667	327	297	7-1	.875	2nd	Will Healy	Game Captains
2018	5-6	.455	340	337	3-5	.375	t-6th	Will Healy	Game Captains
2019	11-4	.733	511	309	7-1	.875	t-1st	Mark Hudspeth	Game Captains
2020 [^]	4-5	.444	215	301	4-2	.667	3rd	Marcus Lovings (Fall) Scotty Walden (Spring)	Game Captains
2021	6-5	.545	358	274	4-2	.667	t-2nd	Scotty Walden	Baniko Harley, Kordell Jackson, Jack McDonald, Bucky Williams
ASUN CONFERENCE									
2022	7-4	.636	347	250	3-2	.600	t-1st	Scotty Walden	Ethan Caselberry, Trey Goodman, Sam Howard, Drae McCray, Josh Rudolph

NOTES: All overall win-loss records on this page reflect the on-field result per NCAA Statistics policy. Forfeits are noted as follows: † - Eastern Kentucky forfeited its 1965 win against Austin Peay after the season concluded. The OVC record reflects the forfeit as it factored into the conference standings. ‡ - Morehead State forfeited its 1989 victory against Austin Peay after the season concluded. The OVC record reflects the forfeit as it factored into the conference standings.

[^] - Due to the COVID-19 pandemic, the 2020 Ohio Valley Conference schedule was delayed until spring 2021.

AUSTIN PEAY FOOTBALL

RESULTS & HISTORIES

YEAR-BY-YEAR RESULTS

NOTES: Austin Peay football began play during the 1930 season. Known conference regular-season matches are noted with a symbol prior to the opponent's name. Forfeits are indicated by an asterisk (*) preceding the decision and a note following the season clarifies the reason for the forfeit. The decisions indicated in the following listing are the on-field result per NCAA policy.



SCOTT ALDEN 1930-32

The first head coach of Austin Peay's football, men's basketball and baseball teams, Alden also was a professor of history. He was a guard for Tennessee's 1927 team but ultimately graduated from Peabody College and obtained a law degree from Vanderbilt. After leaving Austin Peay he went on to a 27-year career in the FBI.

Coaching Record: 9-8-5

1930 3-4-1

Date	Opponent	Location	AP#	Opp#	Res	Score
010	Bell Independents	Clarksville			W	12-0
017	Vanderbilt Freshmen	Nashville			L	0-12
028	Clarksville Ind.	Clarksville			W	6-0
031	Bethel (Ky.)	Russellville			L	6-19
N08	Murray St. Freshmen	Clarksville			T	0-0
N14	UT Junior College	Clarksville			L	0-30
N21	WKU Freshmen	Clarksville			L	0-12
N25	Clarksville All-Stars	Clarksville			W	18-0

1931 3-2-2

Date	Opponent	Location	AP#	Opp#	Res	Score
009	Vanderbilt Freshmen	Clarksville			T	0-0
016	Bethel (Tenn.)	Clarksville			W	14-0
023	Murray St. Freshmen	Murray			L	0-60
030	Bethel (Ky.)	Clarksville			W	12-0
N07	MTSU Freshmen	Clarksville			L	7-13
N21	T.P.I. Freshmen	Clarksville			W	18-0
N26	UT Junior College	Martin			T	0-0

1932 3-2-2

Date	Opponent	Location	AP#	Opp#	Res	Score
015	Vanderbilt Freshmen	Nashville			L	6-7
022	Lambuth	Clarksville			W	14-2
027	Murray St. Freshmen	Clarksville			T	6-6
N05	UT Junior College	Clarksville			T	6-6
N11	T.P.I. Freshmen	Clarksville			W	7-0
N19	MTSU Freshmen	Clarksville			W	20-0
N24	Cumberland	Clarksville			L	0-7

1933-35

No teams fielded due to the effects of the Great Depression.

FRED BROWN 1936-41

A native of Cleveland, Tennessee and a Tennessee graduate, Brown became the Gobs head coach with the return of football in 1936, also serving as the head coach for the men's basketball and baseball teams. Coached the Gobs for six seasons before World War II halted Austin Peay's football program.

Coaching Record: 19-31-1

1936 2-5

Date	Opponent	Location	AP#	Opp#	Res	Score
010	Cumberland	Clarksville			W	13-0
016	UT Junior College	Martin			L	0-18
022	Murray St. Freshmen	Clarksville			L	0-7
029	Bethel (Tenn.)	McKenzie			L	6-9
N07	Middle Tennessee	Murfreesboro			L	0-27
N13	UT Junior College	Clarksville			L	0-32
N20	T.P.I. Freshmen	Clarksville			W	19-0

1937 2-6

Date	Opponent	Location	AP#	Opp#	Res	Score
S17	Cumberland	Lebanon			L	0-26
S23	Union (Tenn.)	Clarksville			L	19-20
009	Pensacola Navy	Pensacola			L	7-12
016	Murray St. Freshmen	Clarksville			W	26-7
022	UT Junior College	Martin			L	14-20
N05	Middle Tennessee	Murfreesboro			L	0-19
N11	MTSU Freshmen	Clarksville			W	19-0
N24	WKU Freshmen	Clarksville			L	6-26

1938 3-5-1

Date	Opponent	Location	AP#	Opp#	Res	Score
S29	Union (Tenn.)	Jackson			L	0-19
007	Murray St. Freshmen	Clarksville			L	7-13
015	Pensacola Navy	Pensacola			L	0-12
020	UT Junior College	Clarksville			W	14-13
027	Martin Methodist	Clarksville			W	51-0
N05	Tennessee Wesleyan	Athens			T	6-6
N11	T.P.I. Freshmen	Cookeville			L	0-27
N19	Southern Illinois	Carbondale			W	12-9
N23	WKU Freshmen	Clarksville			L	0-26

1939 4-5

Date	Opponent	Location	AP#	Opp#	Res	Score
S23	Martin Methodist	Clarksville			W	31-0
S28	Union (Tenn.)	Clarksville			L	6-33
006	Pensacola Navy	Pensacola			L	7-20
013	WKU Freshmen	Clarksville			L	0-7
020	UT Junior College	Clarksville			W	7-0
N03	Tennessee Tech	Cookeville			L	0-25
N09	Murray St. Freshmen	Clarksville			L	0-7
N18	Southern Illinois	Clarksville			W	25-6
N24	MTSU Freshmen	Clarksville			W	13-0

1940 4-7

Date	Opponent	Location	AP#	Opp#	Res	Score
S21	Memphis State	Memphis			L	0-40
S26	Milligan	Milligan College			L	0-12
S27	Union (Tenn.)	Jackson			L	0-28
004	Middle Tennessee	Murfreesboro			L	6-35
012	Pensacola Navy	Pensacola, Fla.			L	7-33
018	UT Junior College	Clarksville			W	20-0
024	Arkansas State	Jonesboro			L	0-13
029	Burlington JC	Clarksville			W	37-0
N08	Martin College	Clarksville			W	7-0
N16	Western Kentucky	Bowling Green			L	0-20
N22	Rose Polytechnic	Clarksville			W	14-7

1941 4-5

Date	Opponent	Location	AP#	Opp#	Res	Score
S19	Western Kentucky	Clarksville			L	0-38
S26	Union (Tenn.)	Jackson			L	0-34
004	Rose Polytechnic	Terre Haute			L	7-22
010	Middle Tennessee	Murfreesboro			L	0-28
017	UT Junior College	Martin			W	13-0
024	Arkansas State	Clarksville			W	34-0
031	Burlington JC	Burlington			W	12-7
N15	Tennessee Wesleyan	Clarksville			W	24-6
N21	Memphis State	Clarksville			L	0-26

1942-45

No teams fielded due to World War II.

AUSTIN PEAY FOOTBALL

RESULTS & HISTORIES



DAVE AARON 1946-54

After 43 months serving with the Navy during World War II, Aaron became Austin Peay's director of athletics and coached all of the Govs men's sports during his career which spanned 25 years. His eight seasons as the football coach saw him lead the Govs to the 1948 VSAC championship and end his football coaching career with 44 wins, the most by any Govs head coach to date.

Coaching Record: 44-35-6

030	Jacksonville State	Clarksville	W	14-13
N06	Delta State	Clarksville	L	7-48
N12	UT Junior College	Martin	W	39-0
N19	Athens College	Athens	W	24-7
N25	Tennessee Wesleyan	Athens	L	13-14

1949 8-2

Date	Opponent	Location	AP#	Opp#	Res	Score
S17	Georgetown (Ky.)	Clarksville			W	31-6
S24	Union (Tenn.)	Clarksville			W	20-0
008	Arkansas A&M	Pine Bluff (N)			W	7-0
015	Tennessee Wesleyan	Clarksville			W	64-19
022	Troy State	Dothan (N)			L	0-6
027	Jacksonville State	Jacksonville			L	7-19
N05	Maryville (Tenn.)	Clarksville			W	20-14
N10	Fort Campbell	Clarksville			W	20-6
N19	Athens College	Clarksville			W	40-7
N26	Florence State	Florence			W	27-6

Notes on 1949 season: Austin Peay played two games at neutral sites, indicated above with (N). The Govs' contest against Troy State was in the Peanut Bowl that concluded the Peanut Festival in Dothan, Alabama.

1950 5-2-1

Date	Opponent	Location	AP#	Opp#	Res	Score
S21	Union (Tenn.)	Jackson			W	28-13
S30	Florence State	Clarksville			W	6-0
007	Arkansas A&M	Clarksville			W	23-21
013	Middle Tennessee	Murfreesboro			L	14-34
021	Milligan	Johnson City			L	6-7
028	Jacksonville State	Clarksville			T	13-13
N04	Maryville (Tenn.)	Maryville			W	35-0
N18	Millikin	Clarksville			W	35-6

1951 1-8-1

Date	Opponent	Location	AP#	Opp#	Res	Score
S14	Camp Breckinridge	Breckinridge			L	6-19
S22	East Tennessee	Johnson City			L	12-13
S29	Florence State	Florence			L	7-27
006	Arkansas A&M	Monticello			L	6-38
013	Middle Tennessee	Clarksville			L	6-27
020	Union (Tenn.)	Clarksville			W	56-0
027	Jacksonville State	Jacksonville			T	6-6
N03	Fort Campbell	Clarksville			L	0-26
N10	Troy State	Clarksville			L	13-20
N17	Camp Breckinridge	Clarksville			L	18-20

1946 5-4

Date	Opponent	Location	AP#	Opp#	Res	Score
S21	Tennessee Wesleyan	Athens			L	0-6
S28	Cumberland	Clarksville			W	27-0
004	Western Kentucky	Clarksville			L	6-27
012	UT Junior College	Clarksville			W	33-0
017	Middle Tennessee	Murfreesboro			L	9-42
N02	Vanderbilt Freshmen	Clarksville			L	12-45
N08	UT Junior College	Martin			W	14-0
N20	Bethel (Tenn.)	Clarksville			W	27-0
N27	Cumberland	Lebanon			W	13-0

1947 3-6-1, 0-2-1 VSAC

Date	Opponent	Location	AP#	Opp#	Res	Score
S20	Tennessee Wesleyan	Clarksville			W	6-0
S27	•Union (Tenn.)	Clarksville			L	7-26
002	•Cumberland	Lebanon			T	13-13
009	Troy State	Clarksville			L	7-13
016	•Middle Tennessee	Clarksville			L	0-33
022	Bethel (Tenn.)	McKenzie			W	6-0
N01	Jacksonville State	Jacksonville			L	6-7
N08	Delta State	Cleveland			L	13-28
N15	UT Junior College	Clarksville			W	20-7
N22	Memphis State	Memphis			L	0-40

1948 8-2, 2-0 VSAC

VSAC CHAMPIONS

Date	Opponent	Location	AP#	Opp#	Res	Score
S25	•Union (Tenn.)	Jackson			W	18-7
002	•Cumberland	Clarksville			W	39-7
009	Troy State	Troy			W	18-7
016	Centre	Danville			W	19-13
023	Bethel (Tenn.)	Clarksville			W	67-0



1948 GOVERNORS

Front row (l-r): Dick Cooper, Weck Howse, Dick Hays, Merwin Bourne, Glenn Sager, Louis Catignani, Ernie Hodges, Cecil "Harry" Clyott, Leon Garrett, Sam Reeks. **Second Row:** Henry Williams, John Smith, Billy Bennett, Hendricks Fox, Jimmy Drye, Creson Briggs, Julius Sneed, Homer Bell, Melton Self, James Quarles, Ben Fendley, John Abernathy, Frank Rubel, Dennis Burchett, Donald Sides. **Third Row:** Tom Lincoln, Waldo Binkley, David Brown, J.D. Jones, Mike Moorefield, L.E. Oakley, Bill Pless, Chad Choate, Glyn Broome, Robert Lassiter, George Morton, Herman Norfleet, Ray Darnell, Alton Wilson, William Bardill.

8-2-0 OVERALL, 2-0-0 VSAC

Volunteer State Athletic Conference Champions

AUSTIN PEAY FOOTBALL

RESULTS & HISTORIES

1952 7-2-1

Date	Opponent	Location	AP#	Opp#	Res	Score
S20	East Tennessee	Clarksville			T	6-6
S27	Florence State	Clarksville			L	0-9
004	Arkansas A&M	Monticello			W	20-7
011	Delta State	Cleveland			W	39-7
018	Union (Tenn.)	Paris (N)			W	40-7
025	Jacksonville State	Clarksville			W	20-7
031	Camp Breckinridge	Breckinridge			L	0-49
N08	Troy State	Troy			W	26-7
N15	Millikin	Decatur			W	40-7
N22	Stewart AFB	Clarksville			W	19-7


Notes on 1952 season: Austin Peay played Union in a neutral site contest in Paris, Tennessee.

1953 4-4

Date	Opponent	Location	AP#	Opp#	Res	Score
S19	East Tennessee	Johnson City			W	21-13
S26	Henderson State	Clarksville			W	34-6
003	Florence State	Florence			L	13-14
010	Delta State	Clarksville			W	20-0
024	Jacksonville State	Jacksonville			W	47-16
031	Carson-Newman	Clarksville			L	14-18
N06	Southeast Missouri	Cape Girardeau			L	6-19
N14	Murray State	Clarksville			L	13-33

1954 3-5-2

Date	Opponent	Location	AP#	Opp#	Res	Score
S18	East Tennessee	Clarksville			L	7-28
S25	Henderson State	Arkadelphia			W	19-13
002	Florence State	Clarksville			L	7-13
008	Middle Tennessee	Murfreesboro			T	7-7
016	Memphis Navy	Clarksville			W	14-7
023	Jacksonville State	Clarksville			T	14-14
030	Carson-Newman	Jefferson City			L	6-13
N06	Tennessee Tech	Clarksville			L	13-27
N13	Murray State	Murray			L	7-44
N25	Fort Campbell	Clarksville			W	13-12



KEN COOPER 1955-57

Cooper played guard at Vanderbilt and was an All-SEC selection in 1948 before serving in the Navy during World War II. After the war he played two seasons professionally with the Baltimore Colts (1949-50) before becoming the Governors fourth head coach. He coached three seasons at Austin Peay.

Coaching Record: 11-19-1

1955 2-7-1

Date	Opponent	Location	AP#	Opp#	Res	Score
S17	East Tennessee	Johnson City			L	0-6
S24	Presbyterian	Clarksville			L	7-13
001	Florence State	Florence			L	7-13
008	Middle Tennessee	Clarksville			T	14-14
014	Missouri Valley	Clarksville			L	2-20
022	Jacksonville State	Jacksonville			L	0-20
N05	Tennessee Tech	Cookeville			L	6-37
N12	Murray State	Clarksville			L	13-20
N19	Arkansas State	Clarksville			W	19-6
N24	Fort Campbell	Clarksville			W	32-13

1956 5-6

Date	Opponent	Location	AP#	Opp#	Res	Score
S15	East Tennessee	Clarksville			W	13-7
S21	Middle Tennessee	Murfreesboro			L	20-38
S29	Florence State	Clarksville			W	19-6

006	Tennessee Tech	Clarksville			L	7-17
013	Memphis State	Memphis			L	19-42
020	Jacksonville State	Clarksville			W	7-0
027	Troy	Troy			L	13-14
N03	Arkansas Tech	Clarksville			W	15-13
N10	Murray State	Murray			L	27-33
N17	Arkansas State	Jonesboro			L	13-27
N22	Fort Campbell	Clarksville			W	26-7

1957 4-6

Date	Opponent	Location	AP#	Opp#	Res	Score
S21	Southern Illinois	Clarksville			L	12-25
S28	Memphis Navy	Clarksville			W	26-0
005	Memphis State	Memphis			L	0-41
012	Arkansas Tech	Russellville			W	20-12
019	Jacksonville State	Jacksonville			L	0-20
026	Troy	Clarksville			W	33-0
N02	Middle Tennessee	Clarksville			L	0-14
N09	East Tennessee	Johnson City			L	7-13
N16	Florence State	Florence			L	13-40
N28	Fort Campbell	Clarksville			W	23-0



EARL GARTMAN 1958-59

An assistant under Ken Cooper, Gartman became the Gobs head coach prior to the 1958 season. It was his second head coaching stint after coaching at Howard (now Samford) for four seasons (1949-53) where he coached Florida State head coach Bobby Bowden. He coached two seasons at Austin Peay before departing to coach in the state of Texas.

Coaching Record: 4-16

1958 3-7

Date	Opponent	Location	AP#	Opp#	Res	Score
S20	Middle Tennessee	Murfreesboro			L	0-12
S27	Eastern Illinois	Clarksville			W	21-6
010	Chattanooga	Chattanooga			L	0-26
018	Jacksonville State	Clarksville			L	6-8
025	Arkansas State	Jonesboro			L	0-16
N01	Troy	Troy			W	12-10
N08	East Tennessee	Clarksville			W	25-19
N15	Western Kentucky	Bowling Green			L	16-34
N22	Florence State	Clarksville			L	13-20
N27	Fort Campbell	Clarksville			L	0-19

1959 1-9

Date	Opponent	Location	AP#	Opp#	Res	Score
S19	Middle Tennessee	Murfreesboro			L	0-36
S26	Eastern Illinois	Charleston			W	12-8
010	Western Kentucky	Clarksville			L	12-20
017	Jacksonville State	Jacksonville			L	14-15
023	Eastern Kentucky	Richmond			L	7-21
031	Troy	Clarksville			L	7-13
N07	East Tennessee	Clarksville			L	14-44
N14	Florence State	Florence			L	8-22
N21	Tennessee-Martin	Clarksville			L	10-21
N26	Fort Campbell	Clarksville			L	0-25

AUSTIN PEAY FOOTBALL

RESULTS & HISTORIES



ART VAN TONE 1960-62

A graduate of Mississippi Southern (now Southern Miss) who played professionally with the Detroit Lions (1943-46), Van Tone was head coach at Bay High School in Panama City, Florida prior to becoming the Govs sixth head coach. He coached Austin Peay through its final three seasons in the Volunteer State Athletic Conference.

Coaching Record: 4-26

012	• Western Kentucky	Clarksville	L	14-34
019	• Morehead State	Clarksville	L	0-7
N02	• Middle Tennessee	Clarksville	L	0-27
N09	• East Tennessee	Johnson City	L	7-8
N16	• Tennessee Tech	Cookeville	L	13-28
N23	Tennessee-Martin	Clarksville	W	20-6
N28	Fort Campbell	Clarksville	L	0-5

1964 8-1-1, 5-1-1 OVC

Date	Opponent	Location	AP#	Opp#	Res	Score
S19	• Eastern Kentucky	Clarksville			W	26-0
S25	• Murray State	Clarksville			W	26-10
003	Carson-Newman	Jefferson City			W	44-7
010	• Western Kentucky	Bowling Green			T	6-6
017	• Morehead State	Morehead			L	13-14
031	• Middle Tennessee	Murfreesboro			W	9-7
N07	• East Tennessee	Clarksville			W	27-20
N14	• Tennessee Tech	Clarksville			W	29-0
N21	Tennessee-Martin	Martin			W	35-0
N26	Fort Campbell	Clarksville			W	15-14

1965 7-2, 6-1 OVC

Date	Opponent	Location	AP#	Opp#	Res	Score
S18	• Eastern Kentucky	Richmond			*L	30-35
S25	• Murray State	Murray			W	23-6
002	Southeast Missouri	Clarksville			W	50-7
009	• Western Kentucky	Clarksville			W	38-6
016	• Morehead State	Clarksville			W	26-21
030	• Middle Tennessee	Clarksville			L	20-24
N06	• East Tennessee	Johnson City			W	21-7
N13	• Tennessee Tech	Cookeville			W	23-12
N20	Tennessee-Martin	Clarksville			W	49-0

Notes on 1965 season: Eastern Kentucky forfeited its 1965 win against Austin Peay after the season concluded, which is reflected in the Govs' OVC record but not the overall record.

1966 6-4, 4-3 OVC

Date	Opponent	Location	AP#	Opp#	Res	Score
S17	• Eastern Kentucky	Clarksville			L	15-33
S24	• Murray State	Clarksville			W	49-0
001	Southeast Missouri	Cape Girardeau			W	28-27
008	• Western Kentucky	Bowling Green			L	3-7
015	• Morehead State	Morehead			L	10-21
029	• Middle Tennessee	Murfreesboro			W	13-7
N05	• East Tennessee	Clarksville			W	22-14
N12	• Tennessee Tech	Clarksville			W	20-15
N19	Tennessee-Martin	Martin			W	17-13
N24	Chattanooga	Chattanooga			L	17-27

1967 2-8, 2-5 OVC

Date	Opponent	Location	AP#	Opp#	Res	Score
S16	Chattanooga	Chattanooga			L	8-23
S23	• Western Kentucky	Clarksville			L	6-31
S29	• Eastern Kentucky	Richmond			L	0-37
007	• Morehead State	Morehead			W	10-8
021	• Middle Tennessee	Clarksville			L	20-34
028	Findlay	Findlay			L	0-14
N04	• Murray State	Murray			W	37-20
N11	• Tennessee Tech	Cookeville			L	13-38
N18	• East Tennessee	Clarksville			L	0-37
N23	Tennessee-Martin	Clarksville			L	6-47

1968 5-5, 3-4 OVC

Date	Opponent	Location	AP#	Opp#	Res	Score
S21	Chattanooga	Clarksville			L	13-41
S28	• Western Kentucky	Bowling Green			L	0-42
005	• Eastern Kentucky	Clarksville			L	20-21
012	• Morehead State	Clarksville			W	17-16
026	• Middle Tennessee	Murfreesboro			W	46-13
N02	Findlay	Clarksville			W	47-20

1960 2-8


Date	Opponent	Location	AP#	Opp#	Res	Score
S17	Middle Tennessee	Murfreesboro			L	0-6
S24	Carson-Newman	Jefferson City			L	0-7
001	Tennessee-Martin	Martin			L	7-13
008	Western Kentucky	Bowling Green			L	6-34
015	Jacksonville State	Clarksville			W	14-8
022	Eastern Kentucky	Clarksville			L	13-27
029	Troy	Troy			W	13-7
N05	East Tennessee	Clarksville			L	14-35
N12	Florence State	Clarksville			L	34-35
N24	Fort Campbell	Clarksville			L	13-14

1961 2-8

Date	Opponent	Location	AP#	Opp#	Res	Score
S16	Middle Tennessee	Clarksville			L	7-40
S23	Carson-Newman	Clarksville			W	10-7
S30	Tennessee-Martin	Clarksville			L	7-14
007	Western Kentucky	Clarksville			L	6-26
014	Jacksonville State	Jacksonville			L	6-21
021	Eastern Kentucky	Richmond			L	7-21
028	Troy	Clarksville			W	21-6
N04	East Tennessee	Johnson City			L	14-21
N11	Florence State	Florence			L	8-14
N23	Fort Campbell	Clarksville			L	6-44

1962 0-10

Date	Opponent	Location	AP#	Opp#	Res	Score
S15	Middle Tennessee	Murfreesboro			L	0-28
S22	Carson-Newman	Jefferson City			L	0-21
S29	Tennessee-Martin	Martin			L	0-16
006	Western Kentucky	Bowling Green			L	13-21
013	Morehead State	Morehead			L	7-36
020	Eastern Kentucky	Clarksville			L	7-14
027	Jacksonville State	Clarksville			L	13-23
N03	East Tennessee	Clarksville			L	0-23
N10	Florence State	Clarksville			L	0-17
N22	Fort Campbell	Clarksville			L	7-19



BILL DUPES 1963-72

A Tennessee Tech graduate, Dupes became Austin Peay's seventh head coach and first of its NCAA era after a year as head coach at Millsaps. The Govs' winning record in 1964 was their first since 1952 and earned him OVC Coach of the Year honors. Dupes' 10-year tenure is the longest in program history and his 39 wins are second-most all-time. He was inducted into the Tennessee Sports Hall of Fame in 2010.

Coaching Record: 39-59-2

1963 1-9, 0-7 OVC

Date	Opponent	Location	AP#	Opp#	Res	Score
S21	• Eastern Kentucky	Richmond			L	0-14
S28	• Murray State	Murray			L	0-14
005	Carson-Newman	Clarksville			L	0-7

AUSTIN PEAY FOOTBALL

RESULTS & HISTORIES

N09	• Murray State	Clarksville	W	56-35
N16	• Tennessee Tech	Clarksville	L	0-10
N23	• East Tennessee	Johnson City	L	8-17
N28	Tennessee-Martin	Martin	W	9-7



JACK BUSHOFSKY 1973-76

A member of the Gobs from 1958-60, Bushofsky returned to his alma mater as its eighth head coach after five seasons as an assistant coach at Villanova. He led the Gobs for four seasons, culminating in a fourth-place finish in the 1976 OVC race. Bushofsky went on to become a scout and personnel director in the NFL for 24 seasons,

Coaching Record: 13-29-1

1969 2-7-1, 2-5 OVC

Date	Opponent	Location	AP#	Opp#	Res	Score
S13	Tennessee-Martin	Clarksville			L	6-7
S20	Troy	Clarksville			T	16-16
S27	• Western Kentucky	Clarksville			W	28-27
004	• Eastern Kentucky	Richmond			L	10-29
011	• Morehead State	Morehead			L	18-29
025	• Middle Tennessee	Clarksville			W	20-17
N01	Arkansas A&M	Monticello			L	13-14
N08	• Murray State	Murray			L	41-53
N15	• Tennessee Tech	Cookeville			L	20-56
N22	• East Tennessee	Clarksville			L	12-14

1970 3-7, 2-5 OVC

Date	Opponent	Location	AP#	Opp#	Res	Score
S19	Troy	Troy			L	0-28
S26	• Western Kentucky	Bowling Green			L	9-28
003	• Eastern Kentucky	Clarksville			L	7-38
010	• Morehead State	Clarksville			L	6-24
017	Tennessee-Martin	Martin			L	21-22
024	• Middle Tennessee	Murfreesboro			L	0-44
031	Northwood (Mich.)	Clarksville			W	24-14
N07	• Murray State	Clarksville			W	45-7
N14	• Tennessee Tech	Clarksville			W	10-6
N21	• East Tennessee	Johnson City			L	14-45

1971 2-8, 1-6 OVC

Date	Opponent	Location	AP#	Opp#	Res	Score
S18	Troy	Clarksville			W	34-0
S25	• Western Kentucky	Clarksville			L	7-46
002	• Eastern Kentucky	Richmond			L	9-14
009	• Morehead State	Morehead			L	0-22
016	Tennessee-Martin	Clarksville			L	3-17
023	• Middle Tennessee	Clarksville			L	7-19
030	Northwood (Mich.)	Midland			L	14-17
N06	• Murray State	Murray			L	6-16
N13	• Tennessee Tech	Cookeville			L	12-37
N20	• East Tennessee	Clarksville			W	33-0

1972 3-8, 1-6 OVC

Date	Opponent	Location	AP#	Opp#	Res	Score
S16	Troy	Troy			L	0-27
S23	• Western Kentucky	Bowling Green			L	7-28
S30	• Eastern Kentucky	Clarksville			L	6-21
007	• Morehead State	Clarksville			L	21-31
014	Tennessee-Martin	Martin			W	18-6
021	• Middle Tennessee	Murfreesboro			L	6-24
028	Arkansas-Monticello	Clarksville			W	17-6
N04	• Murray State	Clarksville			W	33-20
N11	• Tennessee Tech	Clarksville			L	7-19
N18	• East Tennessee	Johnson City			L	16-20
N23	Henderson State	Arkadelphia			L	8-34

1973 2-8, 1-6 OVC

Date	Opponent	Location	AP#	Opp#	Res	Score
S08	Henderson State	Clarksville			L	7-17
S15	Youngstown State	Clarksville			W	16-7
S22	• Western Kentucky	Clarksville			L	0-28
S29	• Eastern Kentucky	Richmond			L	7-24
006	• Morehead State	Morehead			L	22-23
020	• Middle Tennessee	Clarksville			L	20-23
027	Tennessee-Martin	Clarksville			L	0-26
N03	• Murray State	Murray			L	19-31
N10	• Tennessee Tech	Cookeville			L	12-31
N17	• East Tennessee	Clarksville			W	28-13

1974 3-7-1, 1-5-1 OVC

Date	Opponent	Location	AP#	Opp#	Res	Score
S14	Youngstown State	Youngstown			L	7-24
S21	Carson-Newman	Clarksville			W	28-17
S28	• Western Kentucky	Bowling Green			L	7-35
005	• Eastern Kentucky	Clarksville			L	9-22
012	• Morehead State	Clarksville			W	17-15
019	North Alabama	Clarksville			W	20-14
026	• Middle Tennessee	Murfreesboro			L	16-45
N02	Tennessee-Martin	Martin			L	26-31
N09	• Murray State	Clarksville			L	8-16
N16	• Tennessee Tech	Clarksville			L	7-28
N23	• East Tennessee	Johnson City			T	13-13

1975 3-8, 3-4 OVC

Date	Opponent	Location	AP#	Opp#	Res	Score
S13	Central Arkansas	Clarksville			L	13-14
S20	Carson-Newman	Jefferson City			L	0-13
S27	• Western Kentucky	Clarksville			L	3-30
004	• Eastern Kentucky	Richmond			L	0-49
011	• Morehead State	Morehead			W	20-10
018	North Alabama	Florence			L	6-23
025	• Middle Tennessee	Clarksville			W	17-13
N01	Tennessee-Martin	Clarksville			L	15-24
N08	• Murray State	Murray			L	10-14
N15	• Tennessee Tech	Cookeville			L	0-20
N22	• East Tennessee	Clarksville			W	37-21

1976 5-6, 3-4 OVC

Date	Opponent	Location	AP#	Opp#	Res	Score
S11	Tennessee-Martin	Martin			L	0-24
S18	Mars Hill	Clarksville			W	22-0
S25	• Western Kentucky	Bowling Green			L	7-12
002	• Eastern Kentucky	Clarksville			L	13-27
009	• Morehead State	Clarksville			W	27-13
016	North Alabama	Clarksville			W	21-14
023	Nicholls State	Thibodaux			L	0-7
030	• Middle Tennessee	Murfreesboro			W	21-9
N06	• Murray State	Clarksville			L	13-23
N13	• Tennessee Tech	Clarksville			L	13-31
N20	• East Tennessee	Johnson City			W	17-6




1977 GOVERNORS

8-3-0 OVERALL, 6-1-0 OVC


Ohio Valley Conference Champions

Front Row (from left): Danny Murphy, Don Derrick, Doug Holland, Jeff Browder, Greg Jones, Barry Monda, Tim Hickey, Mike Meador, Woodrow Smith, Coveak Moody, Joe Grimsley, Steve Brewer, Unidentified, Ernest Dunson, Mike Betts, Keith Wright, Ron Sebree, Randy Christophel, Willie Fowler. **Second Row:** Barney Reed, Bob Bible, J.W. Hunt, Steve Bullard, Mike Smith, Russell Brown, Tony Banniza, Mike Troutman, Ernest Fletcher, Taylor Erwin, Merle Glasgow, Vic Apple, Lynn Hailstock, Phil Todd, Donald Brown, Bryan Stege, Mark Covington, James Green, Tim Nunn, Billy Fields, Corky Carter, Jeff Daniel. **Third Row:** James "Boots" Donnelly, Duke Shackelford, Doug Atwood, Waddell Whitehead, Cosmo Cochran, Glenn Anderson, Dwight Haddock, Gary Harper, Paul Lane, Gordon Powers, Danny Brock, Danny Tedder, Mark Daniel, Howard Rives, Clinton Bell, Nick Norcia, Mike Ross, Dave Ambrosia, Sid Fritts, Lionel Plaisance, John Jennings, H.L. "Bubba" Hooker, Ed Bunio. **Fourth Row:** Les Jones, Joe Sanders, Anthony West, Ricky Coleman, Steve Puthoff, Richard Wozniak, David Evans, Richard Krivanek, Ricky Ellis, Stan Burns, Andy McCollum, Russell Aaron, David Williams, Charles Brigham, Kevin Carter, Lionel Booker, William Owens, James Harris, Dexter Freeman.



JAMES DONNELLY 1977-78

"Boots" Donnelly became Austin Peay's ninth head coach after one year as an assistant at Vanderbilt. He led the Gobs to their first OVC title in 1977 and became the second APSU coach to earn OVC Coach of the Year honors. After a fourth-place finish in the OVC the next season, Donnelly left to coach Middle Tennessee, his alma mater, where he spent 20 seasons. He was inducted into the College Football Hall of Fame as a coach in 2013.
Coaching Record: 14-7



WATSON BROWN 1979-80

A Vanderbilt graduate, Brown came to Austin Peay after a season as assistant coach at Texas Tech. He coached the Gobs to back-to-back seven-win campaigns, and they finished second in the OVC in his second - and final - season in Clarksville. He left to become offensive coordinator at Vanderbilt for two seasons before head coaching stings at five Division I-A programs before ending his career as head coach at Tennessee Tech.
Coaching Record: 14-8

1977 8-3, 6-1 OVC

OVC CHAMPIONS

Date	Opponent	Location	AP#	Opp#	Res	Score
S10	Tennessee-Martin	Clarksville			L	10-23
S17	Mars Hill	Mars Hill			W	17-15
S24	•Western Kentucky	Clarksville			W	21-3
O01	•Eastern Kentucky	Richmond			W	20-17
O08	•Morehead State	Morehead			W	21-7
O15	North Alabama	Florence			W	13-6
O22	Nicholls State	Clarksville			L	13-15
O29	•Middle Tennessee	Clarksville			L	6-15
N05	•Murray State	Murray			W	13-0
N12	•Tennessee Tech	Cookeville			W	24-21
N19	•East Tennessee	Clarksville			W	24-10

1979 7-4, 2-4 OVC

Date	Opponent	Location	AP#	Opp#	Res	Score
S01	James Madison	Harrisonburg			W	10-6
S08	Tennessee-Martin	Clarksville			W	34-7
S22	•Western Kentucky	Clarksville	8		L	20-24
S29	•Eastern Kentucky	Richmond		7	L	10-35
O06	•Morehead State	Morehead			L	0-7
O13	Jacksonville State	Jacksonville			W	21-13
O20	Livingston State	Clarksville			W	14-0
O27	•Middle Tennessee	Clarksville			W	31-14
N03	•Murray State	Murray		4	L	10-24
N10	•Tennessee Tech	Cookeville			W	21-14
N17	Mars Hill	Clarksville			W	27-6

1978 6-4, 3-3 OVC

Date	Opponent	Location	AP#	Opp#	Res	Score
S09	Tennessee-Martin	Martin			W	21-14
S23	•Western Kentucky	Bowling Green	10		L	13-17
S30	•Eastern Kentucky	Clarksville		10	L	0-14
O07	•Morehead State	Clarksville			W	19-16
O14	North Alabama	Clarksville			L	6-10
O21	Livingston State	Livingston			W	13-3
O28	•Middle Tennessee	Murfreesboro			W	28-17
N04	•Murray State	Clarksville			W	23-17
N11	•Tennessee Tech	Clarksville			L	14-28
N18	East Tennessee	Johnson City			W	14-7

1980 7-4, 5-2 OVC

Date	Opponent	Location	AP#	Opp#	Res	Score
S13	Tennessee-Martin	Martin			L	20-24
S20	James Madison	Clarksville			W	21-3
S27	•Western Kentucky	Bowling Green		8	L	14-20
O04	•Eastern Kentucky	Clarksville			L	10-23
O11	•Morehead State	Clarksville			W	23-21
O18	Nicholls State	Clarksville			W	35-16
O25	•Middle Tennessee	Murfreesboro			W	7-3
N01	•Akron	Akron			W	41-14
N08	•Murray State	Clarksville		8	W	24-0
N15	•Tennessee Tech	Clarksville			W	13-10
N22	Arkansas State	Jonesboro			L	9-14

AUSTIN PEAY FOOTBALL

RESULTS & HISTORIES



EMORY HALE

1981-87

After 11 seasons as head coach at Oak Ridge High School, Hale became the Govs 11th head coach on Jan. 8, 1981. He led the Govs for seven seasons, including back-to-back winning seasons in 1983 and 1984. Hale's biggest moment came in the 1987 season opener when the Govs upset Division I-A Kansas State, 26-22, in Manhattan.

Coaching Record: 33-42

1985

Date	Opponent	Location	AP#	Opp#	Res	Score	OT
S07	Cincinnati	Cincinnati			L	9-31	
S14	Tennessee-Martin	Martin			W	13-7	
S21	Livingston State	Clarksville			W	28-22	
O05	• Eastern Kentucky	Richmond		19	L	10-20	
O12	• Morehead State	Morehead			W	14-10	
O19	• Youngstown State	Youngstown			L	14-35	
O26	• Middle Tennessee	Clarksville		3	L	14-17	
N02	Kentucky State	Clarksville			W	48-0	
N09	• Murray State	Clarksville		13	L	6-14	
N16	• Tennessee Tech	Cookeville			W	24-20	
N23	• Akron	Clarksville		13	L	14-17	

5-6, 2-5 OVC

1981

5-5, 3-5 OVC

Date	Opponent	Location	AP#	Opp#	Res	Score
S12	Kentucky State	Clarksville			W	24-14
S19	† James Madison	Harrisonburg			W	13-7
S26	• Western Kentucky	Clarksville			L	0-28
O03	• Eastern Kentucky	Richmond		5	L	14-41
O10	• Morehead State	Morehead			W	42-28
O24	• Middle Tennessee	Clarksville		7	W	14-9
O31	• Akron	Clarksville			L	19-23
N07	• Murray State	Murray			L	29-34
N14	• Tennessee Tech	Cookeville			L	24-29
N21	Tennessee-Martin	Clarksville			W	28-14

Notes on 1981 season: The Austin Peay-James Madison contest was a designated OVC game and counted toward the OVC regular-season standings.

1986

5-6, 3-4 OVC

Date	Opponent	Location	AP#	Opp#	Res	Score	OT
S06	Southern Illinois	Carbondale			L	17-24	
S13	Tennessee-Martin	Clarksville			W	36-0	
S20	Kentucky State	Clarksville			W	24-7	
O04	• Middle Tennessee	Clarksville			W	7-0	OT
O11	• Morehead State	Morehead		4	L	10-27	
O18	• Youngstown State	Clarksville			W	13-10	
O25	Western Kentucky	Clarksville			L	20-34	
N01	• Eastern Kentucky	Clarksville			L	17-27	
N08	• Akron	Akron		12	L	16-31	
N15	• Tennessee Tech	Cookeville			W	23-13	
N22	• Murray State	Clarksville			L	14-24	

1982

3-7, 2-5 OVC

Date	Opponent	Location	AP#	Opp#	Res	Score
S11	Kentucky State	Frankfort			W	31-24
S18	Tennessee-Martin	Clarksville			L	14-17
S25	Western Kentucky	Bowling Green			L	15-33
O02	• Eastern Kentucky	Clarksville		1	L	18-27
O09	• Morehead State	Clarksville			W	17-16
O16	• Youngstown State	Clarksville			L	9-31
O23	• Middle Tennessee	Murfreesboro			L	7-24
N06	• Murray State	Clarksville			L	7-21
N13	• Tennessee Tech	Clarksville			W	31-27
N20	• Akron	Akron			L	7-42

1987


2-9, 1-5 OVC

Date	Opponent	Location	AP#	Opp#	Res	Score	OT
S05	Kansas State	Manhattan			W	26-22	
S12	Tennessee-Martin	Martin			L	10-30	
S19	Southern Illinois	Clarksville			L	3-10	
S26	• Tennessee Tech	Clarksville			L	9-14	
O03	• Middle Tennessee	Murfreesboro			L	16-38	
O10	• Morehead State	Clarksville			W	20-13	OT
O17	• Youngstown State	Youngstown			L	18-20	
O24	Western Kentucky	Clarksville		11	L	0-27	
O31	• Eastern Kentucky	Richmond		13	L	7-50	
N14	Cincinnati	Cincinnati			L	10-42	
N21	• Murray State	Murray			L	0-40	

1983

6-5, 3-4 OVC

Date	Opponent	Location	AP#	Opp#	Res	Score
S10	Tennessee-Martin	Martin			W	45-6
S17	Kentucky State	Clarksville			W	20-14
S24	Western Kentucky	Clarksville			W	13-3
O01	• Eastern Kentucky	Richmond		1	L	14-31
O08	• Morehead State	Morehead			W	14-3
O15	• Youngstown State	Youngstown			L	19-41
O22	• Middle Tennessee	Clarksville		11	L	17-31
O29	Central Florida	Clarksville			L	7-10
N05	• Murray State	Clarksville			W	17-16
N12	• Tennessee Tech	Cookeville			W	21-7
N19	• Akron	Clarksville			L	3-26



PAUL BREWSTER

1988-89

Brewster, an assistant with Hale both at Oak Ridge High School and at Austin Peay, took over after the 1987 season concluded. He coached the next two seasons at Austin Peay.

Coaching Record: 3-19

1984

7-4, 4-3 OVC

Date	Opponent	Location	AP#	Opp#	Res	Score	OT
S08	Tennessee-Martin	Clarksville			W	13-10	
S15	Kentucky State	Clarksville			W	14-0	
S22	Nicholls State	Thibodaux			L	6-31	
S29	• Eastern Kentucky	Clarksville		17	L	3-20	
O06	• Morehead State	Clarksville			W	21-14	
O13	• Youngstown State	Clarksville			L	13-16	OT
O20	• Middle Tennessee	Murfreesboro		5	W	16-7	
O27	Central Florida	Orlando			W	24-21	
N03	• Murray State	Murray		17	L	13-20	OT2
N10	• Tennessee Tech	Clarksville			W	27-7	
N17	• Akron	Akron			W	21-17	

Notes on 1984 season: The OVC implemented overtime rules for all conference contests beginning with the 1984 season. Austin Peay played the first overtime game in OVC history against Youngstown State.

1988

3-8, 2-4 OVC


Date	Opponent	Location	AP#	Opp#	Res	Score	OT
S03	Kentucky State	Clarksville			W	20-14	
S10	Eastern Illinois	Charleston			L	0-44	
S17	Cincinnati	Cincinnati			L	7-52	
O01	Western Kentucky	Bowling Green		14	L	3-28	
O08	• Eastern Kentucky	Clarksville		18	L	10-56	
O15	Toledo	Toledo			L	14-38	
O22	• Middle Tennessee	Clarksville		9	L	0-36	
O29	• Morehead State	Morehead			L	6-43	
N05	• Tennessee State	Clarksville			W	16-12	
N12	• Tennessee Tech	Cookeville			W	10-6	
N19	• Murray State	Clarksville			L	3-19	

AUSTIN PEAY FOOTBALL

RESULTS & HISTORIES

1989		0-11, 1-5 OVC					
Date	Opponent	Location	AP#	Opp#	Res	Score	OT
S02	Eastern Illinois	Clarksville			L	0-36	
S09	Tennessee-Martin	Martin			L	0-21	
S16	Indiana State	Terre Haute		14	L	15-42	
S23	Southwest Missouri	Clarksville		6	L	3-41	
S30	Western Kentucky	Bowling Green		20	L	0-49	
O07	•Eastern Kentucky	Richmond		1	L	20-45	
O21	•Middle Tennessee	Murfreesboro			L	7-46	
O28	•Morehead State	Clarksville			*L	22-23	
N04	•Tennessee State	Nashville			L	10-38	
N11	•Tennessee Tech	Clarksville			L	15-17	
N18	•Murray State	Murray			L	43-49	

Notes on 1989 season: Morehead State forfeited its 1989 victory against Austin Peay after the season concluded, which is reflected in the Govs' OVC record but not their overall record.



JOHN PALERMO **1990**
Palermo became Austin Peay's 13th head coach after two seasons as an assistant at Notre Dame. He is the only head coach to spend one season in Clarksville, leaving to become assistant coach at Wisconsin under Barry Alvarez until 2005. Ultimately became an assistant coach in the NFL for three seasons (2010-12).
Coaching Record: 0-11

1990		0-11, 0-6 OVC					
Date	Opponent	Location	AP#	Opp#	Res	Score	OT
S08	Tennessee-Martin	Clarksville			L	10-24	
S15	Temple	Philadelphia			L	0-28	
S22	Southwest Missouri	Springfield			L	7-24	
S29	Samford	Birmingham			L	9-28	
O06	•Tennessee State	Clarksville			L	7-33	
O13	•Morehead State	Morehead			L	7-34	
O20	•Middle Tennessee	Clarksville		4	L	7-56	
O27	Illinois State	Normal			L	9-13	
N03	•Eastern Kentucky	Clarksville		1	L	14-38	
N10	•Tennessee Tech	Cookeville			L	14-20	OT
N17	•Murray State	Clarksville			L	24-31	OT3



ROY GREGORY **1991-96**
A Chattanooga graduate, Gregory took over as the 14th head coach in 1991 after two seasons as an assistant at South Carolina. He would guide the Govs through the final five seasons of their first stint in the OVC and one season as an I-AA independent. Gregory would leave the coaching ranks but remained as an administrator at Austin Peay, concluding a 24-year career at the university in 2015.
Coaching Record: 17-49

1991		5-6, 3-4 OVC					
Date	Opponent	Location	AP#	Opp#	Res	Score	OT
S07	Western Kentucky	Clarksville			W	18-14	
S14	Southern Illinois	Clarksville			L	17-21	
S21	Kentucky State	Clarksville			W	17-6	
S28	•Southeast Missouri	Clarksville			W	24-21	
O12	•Middle Tennessee	Clarksville		9	L	8-23	
O19	•Tennessee Tech	Cookeville			L	7-32	
O26	•Tennessee State	Clarksville			W	31-17	
N02	•Morehead State	Morehead			L	14-33	
N09	Tennessee-Martin	Martin			L	28-34	
N16	•Eastern Kentucky	Richmond		2	L	0-21	
N23	•Murray State	Clarksville			W	27-9	

1992		3-8, 2-6 OVC					
Date	Opponent	Location	AP#	Opp#	Res	Score	OT
S05	Eastern Illinois	Clarksville			L	9-14	
S12	Knoxville College	Clarksville			W	31-7	
S19	Southern Illinois	Carbondale			L	7-37	
S26	•Southeast Missouri	Cape Girardeau			W	21-16	
O03	•Murray State	Murray			L	10-27	
O10	•Middle Tennessee	Murfreesboro		8	L	10-49	
O17	•Tennessee Tech	Clarksville			L	0-10	
O24	•Tennessee State	Nashville			L	14-35	
O31	•Morehead State	Clarksville			L	34-41	
N14	•Eastern Kentucky	Clarksville		15	L	14-45	
N21	•Tennessee-Martin	Clarksville			W	32-18	

1993		1-10, 0-8 OVC					
Date	Opponent	Location	AP#	Opp#	Res	Score	OT
S04	Cincinnati	Cincinnati			L	10-42	
S11	Knoxville College	Clarksville			W	28-19	
S18	Western Kentucky	Clarksville			L	27-28	
S25	•Eastern Kentucky	Richmond			L	7-48	
O02	•Tennessee Tech	Clarksville			L	17-35	
O09	•Murray State	Murray			L	14-38	
O16	•Tennessee State	Clarksville			L	16-21	
O23	•Morehead State	Morehead			L	10-23	
O30	•Southeast Missouri	Clarksville			L	7-17	
N06	•Middle Tennessee	Murfreesboro			L	10-44	
N20	•Tennessee-Martin	Clarksville			L	33-39	OT2

1994		4-7, 2-5 OVC					
Date	Opponent	Location	AP#	Opp#	Res	Score	OT
S01	Kentucky Wesleyan	Clarksville			W	62-7	
S17	Western Kentucky	Bowling Green		11	L	3-21	
S24	•Eastern Kentucky	Clarksville		19	L	14-27	
O01	•Tennessee Tech	Cookeville		11	W	34-27	
O08	•Murray State	Clarksville			L	14-29	
O15	•Tennessee State	Nashville			L	22-26	
O22	•Morehead State	Clarksville			W	73-6	
O29	•Southeast Missouri	Cape Girardeau			L	10-31	
N05	•Middle Tennessee	Clarksville		17	L	3-28	
N12	Samford	Birmingham			L	36-43	
N19	•Tennessee-Martin	Martin			W	27-21	

1995		3-8, 2-6 OVC					
Date	Opponent	Location	AP#	Opp#	Res	Score	OT
A31	Eastern Illinois	Clarksville			L	13-31	
S09	Samford	Clarksville			L	32-42	
S16	Western Kentucky	Clarksville			W	38-34	
S23	•Southeast Missouri	Clarksville			L	23-38	
S30	•Murray State	Clarksville		15	L	17-45	
O07	•Middle Tennessee	Clarksville			L	0-43	
O14	•Tennessee Tech	Cookeville			W	20-17	
O21	•Tennessee State	Clarksville			W	28-6	
O28	•Morehead State	Morehead			L	13-26	
N11	•Eastern Kentucky	Richmond		10	L	0-28	
N18	•Tennessee-Martin	Martin			L	28-31	

AUSTIN PEAY FOOTBALL

RESULTS & HISTORIES

1996		1-10, 1-7 OVC					
Date	Opponent	Location	AP#	Opp#	Res	Score	OT
S07	Arkansas State	Jonesboro			L	0-24	
S14	Samford	Birmingham			L	10-12	
S21	Western Kentucky	Clarksville		15	L	2-34	
S28	•Southeast Missouri	Cape Girardeau			L	13-17	
005	•Murray State	Murray		10	L	7-51	
012	•Middle Tennessee	Murfreesboro			L	14-50	
019	•Tennessee Tech	Clarksville			L	17-23	
026	•Tennessee State	Nashville			L	14-38	
N02	•Eastern Illinois	Clarksville		17	L	7-42	
N16	•Eastern Kentucky	Clarksville			L	10-24	
N23	•Tennessee-Martin	Clarksville			W	55-24	

Notes on 1996 season: The NCAA mandated overtime rules for all contests beginning with the 1996 season.



BILL SCHMITZ 1997-02

As Austin Peay looked ahead to its nonscholarship era, it turned to Schmitz as its 15th head coach. Schmitz coached four seasons at Division III Coast Guard, winning a conference title in 1996. He led the Gavs through four seasons as a I-AA independent and their first two seasons in the Pioneer Football League. The Gavs posted a 7-5 record in his final season in Clarksville, their first winning record since 1984.

Coaching Record: 19-46

1997		0-10					
Date	Opponent	Location	AP#	Opp#	Res	Score	OT
S04	Morehead State	Morehead			L	43-55	
S13	Samford	Clarksville			L	13-21	
S20	Western Kentucky	Bowling Green		6	L	7-53	
S27	Eastern Kentucky	Richmond			L	3-56	
004	Tennessee Tech	Clarksville			L	3-36	
012	Murray State	Murray		20	L	0-51	
025	Eastern Illinois	Charleston		9	L	14-42	
N01	Southeast Missouri	Clarksville			L	0-31	
N08	Middle Tennessee	Murfreesboro			L	10-59	
N15	Tennessee-Martin	Clarksville			L	26-36	


1998		4-7					
Date	Opponent	Location	AP#	Opp#	Res	Score	OT
A29	Campbellsville	Clarksville			L	23-36	
S03	Morehead State	Clarksville			L	21-44	
S12	Samford	Birmingham			L	7-47	
S19	Dayton	Clarksville			W	21-17	
S26	Western Kentucky	Bowling Green		24	L	14-56	
003	Jacksonville	Jacksonville			W	40-25	
017	Charleston Southern	Clarksville			L	14-17	
031	Cumberland	Lebanon			W	29-21	
N07	Tusculum	Clarksville			W	20-7	
N14	Georgetown	Washington			L	10-17	
N21	Valparaiso	Valparaiso			L	0-39	

1999		3-8					
Date	Opponent	Location	AP#	Opp#	Res	Score	OT
S02	Cumberland	Clarksville			W	27-22	
S11	Samford	Clarksville			L	0-51	
S18	Dayton	Dayton			L	21-49	
S23	Campbellsville	Campbellsville			W	36-35	
002	Jacksonville	Clarksville			L	21-28	OT
015	Charleston Southern	Charleston			L	17-39	
023	Kentucky Wesleyan	Clarksville			W	38-28	
031	Morehead State	Morehead			L	7-47	
N06	Virginia-Wise	Wise			L	28-34	
N13	Davidson	Davidson			L	22-38	
N20	Valparaiso	Clarksville			L	23-52	

2000		2-9					
Date	Opponent	Location	AP#	Opp#	Res	Score	OT
A31	Cumberland	Lebanon			L	3-7	
S09	Catawba	Clarksville			L	7-33	
S23	Valparaiso	Valparaiso			L	28-35	
S30	Jacksonville	Jacksonville			L	24-28	
007	Dayton	Clarksville			L	7-42	
014	Charleston Southern	Clarksville			L	20-42	
021	Kentucky Wesleyan	Owensboro			W	42-31	
028	Morehead State	Clarksville			L	10-73	
N04	Virginia-Wise	Clarksville			W	35-25	
N11	Davidson	Clarksville			L	7-22	
N18	South Florida	Tampa			L	0-59	

2001		3-7, 0-3 PFL					
Date	Opponent	Location	AP#	Opp#	Res	Score	OT
A31	Campbellsville	Clarksville			L	27-45	
S08	Catawba	Salisbury			L	0-37	
S22	Valparaiso	Clarksville			W	37-13	
S29	^Jacksonville	Clarksville			L	7-38	
006	Virginia-Wise	Wise			W	35-26	
013	Charleston Southern	Charleston			L	21-36	
020	Kentucky Wesleyan	Clarksville			W	59-7	
027	^Morehead State	Morehead			L	24-29	
N03	St. Joseph's (Ind.)	Clarksville			L	14-17	
N10	^Davidson	Davidson			L	12-17	

2002		7-5, 1-2 PFL					
Date	Opponent	Location	AP#	Opp#	Res	Score	OT
A29	Cumberland	Clarksville			W	17-16	
S07	Campbellsville	Campbellsville			W	45-36	
S14	Centre	Clarksville			L	13-20	
S21	Dayton	Clarksville			L	0-42	
S28	^Jacksonville	Jacksonville			W	20-16	
005	Troy	Troy			L	3-41	
012	Butler	Indianapolis			W	40-23	
019	Kentucky Wesleyan	Owensboro			W	23-21	
026	^Morehead State	Clarksville			L	25-45	
N02	St. Joseph's (Ind.)	Rensselaer			W	45-0	
N09	^Davidson	Clarksville			L	28-49	
N16	Valparaiso	Valparaiso			W	28-24	



CARROLL McCRAY 2003-06

Joining Austin Peay after two seasons as an assistant at Mississippi State, McCray became the Gavs 16th head coach on Jan. 21, 2003. He would coach the Gavs through their final three seasons in the PFL and one year as an independent. He resigned following the 2007 to become an assistant coach at Furman.

Coaching Record: 11-33

2003		4-7, 1-2 PFL					
Date	Opponent	Location	AP#	Opp#	Res	Score	OT
A28	Tennessee-Martin	Martin			L	20-21	
S06	Campbellsville	Clarksville			L	14-17	
S13	Valparaiso	Clarksville			L	14-38	
S20	Dayton	Dayton			L	13-35	
S27	Kentucky Wesleyan	Clarksville			W	50-10	
004	Butler	Clarksville			W	28-7	
011	^Morehead State	Morehead			L	0-49	
018	^Jacksonville	Clarksville			L	0-30	
025	^Davidson	Davidson			W	31-21	
N01	St. Joseph's (Ind.)	Clarksville			W	17-0	
N08	VMI	Lexington			L	7-48	

AUSTIN PEAY FOOTBALL

RESULTS & HISTORIES

2004

		2-9, 1-2 PFL					
Date	Opponent	Location	AP#	Opp#	Res	Score	OT
S04	Campbellsville	Campbellsville			L	14-27	
S11	Valparaiso	Valparaiso			L	14-24	
S18	Tennessee-Martin	Clarksville			L	14-31	
S25	Dayton	Clarksville			L	0-40	
002	Butler	Indianapolis			L	14-21	
009	^Morehead State	Clarksville			L	14-28	
016	^Jacksonville	Jacksonville			L	14-31	
023	St. Joseph's (Ind.)	Rensselaer			L	12-50	
030	Charleston (W.Va.)	Clarksville			W	28-20	
N06	^Davidson	Clarksville			W	20-17	OT
N13	Stillman	Tuscaloosa			L	17-24	

2008

		2-9, 2-6 OVC					
Date	Opponent	Location	AP#	Opp#	Res	Score	OT
A28	North Dakota State	Fargo		2/2	L	6-41	
S06	Georgia Southern	Statesboro		16/16	L	20-34	
S13	Gardner-Webb	Clarksville			L	15-31	
S20	•Tennessee-Martin	Clarksville			L	17-31	
S27	•Eastern Kentucky	Richmond			L	10-13	OT
004	•Murray State	Clarksville			L	12-32	
018	•Tennessee State	Nashville		22/21	L	34-37	
025	•Tennessee Tech	Clarksville			W	31-28	
N01	•Jacksonville State	Jacksonville			L	22-35	
N15	•Eastern Illinois	Charleston			W	15-13	
N22	•Southeast Missouri	Clarksville			L	30-33	

2005

		2-9, 0-3 PFL					
Date	Opponent	Location	AP#	Opp#	Res	Score	OT
S03	Charleston (W.Va.)	Charleston			L	19-27	
S10	Cumberland	Clarksville			W	24-15	
S17	Dayton	Dayton			L	0-46	
S24	Drake	Des Moines			L	0-54	
001	Valparaiso	Clarksville			W	30-20	
008	^Davidson	Davidson			L	6-44	
015	^Morehead State	Morehead			L	12-44	
022	^Jacksonville	Clarksville			L	26-33	
029	Missouri-Rolla	Clarksville			L	3-45	
N05	St. Joseph's (Ind.)	Clarksville			L	14-42	
N12	Murray State	Murray			L	6-42	

2009

		4-7, 3-5 OVC					
Date	Opponent	Location	AP#	Opp#	Res	Score	OT
S05	Newberry	Clarksville			W	34-23	
S12	Youngstown State	Youngstown			L	21-38	
S19	Illinois State	Normal			L	7-38	
S26	•Eastern Illinois	Clarksville		24/-	L	20-30	
003	•Tennessee Tech	Cookeville			L	23-31	
010	•Southeast Missouri	Cape Girardeau			W	24-14	
024	•Eastern Kentucky	Clarksville		21/20	W	24-20	
031	•Jacksonville State	Clarksville		22/20	L	10-28	
N07	•Murray State	Murray			L	17-27	
N14	•Tennessee State	Clarksville			W	24-21	
N21	•Tennessee-Martin	Martin			L	38-48	

2006

		3-8					
Date	Opponent	Location	AP#	Opp#	Res	Score	OT
S02	Southeast Missouri	Clarksville			L	13-38	
S09	Cumberland	Lebanon			W	28-21	
S14	Samford	Birmingham			L	10-17	
S23	Dayton	Dayton			L	23-28	
S30	Tennessee-Martin	Clarksville			L	10-20	
014	Missouri-Rolla	Rolla			L	14-21	
021	The Cumberlands	Clarksville			L	26-27	OT
028	Charleston (W.Va.)	Clarksville			W	49-10	
N04	North Greenville	Clarksville			L	35-44	
N11	Morehead State	Morehead			W	23-21	
N18	Western Kentucky	Bowling Green			L	14-24	

2010

		2-9, 1-7 OVC					
Date	Opponent	Location	AP#	Opp#	Res	Score	OT
S02	Cumberland	Clarksville			W	38-6	
S11	Middle Tennessee	Murfreesboro			L	33-56	
S18	•Tennessee State	Nashville			W	26-23	
S25	Wisconsin	Madison		11/10	L	3-70	
009	•Tennessee Tech	Clarksville			L	21-34	
016	•Southeast Missouri	Clarksville		18/20	L	24-41	
023	•Jacksonville State	Jacksonville		3/3	L	3-56	
030	•Eastern Illinois	Charleston			L	10-28	
N06	•UT Martin	Clarksville			L	12-28	
N13	•Murray State	Clarksville			L	35-61	
N20	•Eastern Kentucky	Richmond			L	3-17	



RICK CHRISTOPHEL 2007-12

Christophel, a 1975 Austin Peay graduate, returned to his alma mater to lead the program back into the OVC after 11 seasons as an assistant at UAB. The Gobs stunned the OVC in their first season back, finishing tied for third place. Christophel would become the seventh Gobs head coach to coach at least six seasons before departing to join the NFL's Arizona Cardinals following the 2012 season.

Coaching Record: 20-46

2011

		3-8, 2-6 OVC					
Date	Opponent	Location	AP#	Opp#	Res	Score	OT
S03	Cincinnati	Cincinnati			L	10-72	
S17	Memphis	Memphis			L	6-27	
S24	•Eastern Kentucky	Clarksville			W	23-17	
001	•Tennessee State	Clarksville			W	37-34	
008	•UT Martin	Martin			L	23-61	
015	•Jacksonville State	Clarksville		11/10	L	14-44	
022	•Southeast Missouri	Cape Girardeau			L	13-17	
029	•Eastern Illinois	Clarksville			L	10-19	
N05	Central State	Clarksville			W	40-0	
N12	•Murray State	Murray			L	24-56	
N19	•Tennessee Tech	Cookeville		21/23	L	7-49	

2007


		7-4, 5-3 OVC					
Date	Opponent	Location	AP#	Opp#	Res	Score	OT
S01	Bethel (Tenn.)	Clarksville			W	43-19	
S08	Indiana State	Terre Haute			W	32-17	
S15	•Tennessee State	Clarksville			L	32-33	OT
S22	•Tennessee-Martin	Clarksville			W	17-14	
S29	Gardner-Webb	Boiling Springs			L	13-20	
006	•Tennessee Tech	Cookeville			W	30-27	
011	•Jacksonville State	Clarksville			L	9-42	
020	•Samford	Birmingham			W	28-25	
N03	•Southeast Missouri	Cape Girardeau			W	34-31	OT2
N10	•Eastern Kentucky	Clarksville		13/13	L	14-28	
N17	•Murray State	Murray			W	23-17	

2012

		2-9, 1-7 OVC					
Date	Opponent	Location	AP#	Opp#	Res	Score	OT
S01	Western Kentucky	Bowling Green			L	10-49	
S08	Virginia Tech	Blacksburg		15/18	L	7-42	
S15	•Tennessee State	Nashville			L	14-34	
S22	•UT Martin	Clarksville			L	6-31	
S29	•Eastern Illinois	Charleston			L	15-65	
006	•Murray State	Clarksville			L	14-52	
013	•Eastern Kentucky	Richmond		23/23	L	14-45	
027	•Southeast Missouri	Clarksville			L	27-48	
N03	Culver-Stockton	Clarksville			W	56-0	
N10	•Jacksonville State	Jacksonville			L	23-38	
N17	•Tennessee Tech	Clarksville			W	38-31	

AUSTIN PEAY FOOTBALL

RESULTS & HISTORIES



KIRBY CANNON **2013-15**
Cannon joined Austin Peay as its 18th head coach on March 18, 2013 after three seasons as an assistant at Central Michigan. He was an 11-year head coach at Missouri S&T where he amassed 35 victories. Cannon was at APSU for three seasons before joining the Northern Michigan coaching staff.

Coaching Record: 1-34

2016				0-11, 0-8 OVC			
Date	Opponent	Location	AP#	Opp#	Res	Score	OT
S03	Troy	Troy			L	17-57	
S10	•Tennessee Tech	Clarksville			L	7-41	
S24	•Eastern Illinois	Charleston		18/16	L	35-56	
001	•Murray State	Clarksville			L	17-45	
008	•UT Martin	Martin			L	31-45	
015	•Jacksonville State	Jacksonville		4/3	L	14-34	
022	Mercer	Clarksville			L	34-41	
029	•Southeast Missouri	Cape Girardeau			L	21-41	
N05	•Tennessee State	Clarksville			L	40-41	
N12	•Eastern Kentucky	Clarksville			L	30-67	
N19	Kentucky	Lexington			L	13-49	

2017				8-4, 7-1 OVC			
Date	Opponent	Location	AP#	Opp#	Res	Score	OT
A31	Cincinnati	Cincinnati			L	14-26	
S09	Miami (Ohio)	Oxford			L	10-31	
S16	Morehead State	Clarksville			W	69-13	
S23	•Murray State	Murray			W	27-7	
S30	•UT Martin	Clarksville			W	7-0	
007	•Jacksonville State	Clarksville		4/4	L	14-34	
014	•Tennessee State	Nashville			W	21-17	
021	•Southeast Missouri	Clarksville			W	38-31	
028	Central Florida	Orlando		18/17	L	33-73	
N04	•Tennessee Tech	Cookeville			W	35-28	
N11	•Eastern Kentucky	Richmond			W	31-24	
N18	•Eastern Illinois	Clarksville			W	28-13	

2018				5-6, 3-5 OVC			
Date	Opponent	Location	AP#	Opp#	Res	Score	OT
S01	Georgia	Athens	22/23	3/4	L	0-45	
S08	Presbyterian	Clarksville	-/24		W	24-0	
S15	Morehead State	Morehead	-/23		W	78-40	
S22	•UT Martin	Martin	24/21		L	7-37	
S29	•Jacksonville State	Jacksonville		8/8	L	32-48	
006	•Tennessee State	Clarksville			W	49-34	
013	•Southeast Missouri	Cape Girardeau			L	27-31	
027	•Tennessee Tech	Clarksville			W	41-10	
N03	•Eastern Kentucky	Clarksville			L	13-17	
N10	•Eastern Illinois	Charleston			L	21-52	
N17	•Murray State	Clarksville			W	48-23	



MARK HUDSPETH **2019**
Hudspeth was named Austin Peay's 20th head coach on Dec. 11, 2018. Prior to joining the Gavs, he had successful stints at Louisiana-Monroe and North Alabama, amassing 142 wins. In his only season at APSU, he led the Gavs to their second-ever OVC title and their first-ever postseason appearance, becoming the fourth APSU head coach to be named the OVC's Coach of the Year.

Coaching Record: 11-4

2019				11-4, 7-1 OVC			
OVC CHAMPIONS							
Date	Opponent	Location	AP#	Opp#	Res	Score	OT
A29	North Carolina Central	Clarksville			W	41-10	
S07	Central Arkansas	Clarksville		18/20	L	16-24	
S14	Mercer	Macon			W	48-34	
S21	East Tennessee	Johnson City			L	14-20	
S28	•Jacksonville State	Clarksville		11/12	W	52-33	
012	•Southeast Missouri	Clarksville		20/22	W	28-24	
019	•Tennessee State	Nashville	20/19		L	24-26	
026	•Tennessee Tech	Cookeville			W	58-21	
N02	•Eastern Kentucky	Richmond	-/25		W	28-21	OT
N09	•UT Martin	Clarksville	-/24		W	38-24	
N16	•Murray State	Murray	22/22		W	42-7	

2013				0-12, 0-8 OVC			
Date	Opponent	Location	AP#	Opp#	Res	Score	OT
A31	Tennessee	Knoxville			L	0-45	
S07	Vanderbilt	Nashville			L	3-38	
S14	Chattanooga	Chattanooga			L	10-42	
S21	Ohio	Athens			L	0-38	
005	•Eastern Kentucky	Richmond			L	3-38	
010	•Eastern Illinois	Clarksville		5/4	L	7-63	
018	•Murray State	Murray			L	3-31	
026	•UT Martin	Clarksville			L	14-38	
N02	•Jacksonville State	Clarksville			L	10-42	
N09	•Tennessee State	Nashville			L	6-31	
N16	•Southeast Missouri	Clarksville			L	34-36	
N23	•Tennessee Tech	Cookeville			L	0-34	

2014				1-11, 1-7 OVC			
Date	Opponent	Location	AP#	Opp#	Res	Score	OT
A30	Memphis	Memphis			L	0-63	
S13	Chattanooga	Clarksville		14/17	L	6-42	
S20	•Eastern Illinois	Charleston			L	7-63	
S27	Illinois State	Normal		23/22	L	6-55	
004	•Eastern Kentucky	Clarksville		19/18	L	0-31	
011	Mercer	Macon			L	21-49	
018	•Murray State	Clarksville			W	20-13	
025	•UT Martin	Martin			L	7-37	
N01	•Jacksonville State	Jacksonville		5/5	L	0-56	
N08	•Tennessee State	Clarksville			L	27-31	
N15	•Southeast Missouri	Clarksville			L	7-42	
N22	•Tennessee Tech	Clarksville			L	15-41	

2015				0-11, 0-8 OVC			
Date	Opponent	Location	AP#	Opp#	Res	Score	OT
S05	Mercer	Clarksville			L	7-28	
S12	Southern Miss	Hattiesburg			L	6-52	
S19	Vanderbilt	Nashville			L	7-47	
S26	•Eastern Kentucky	Richmond		18/21	L	13-51	
003	•Eastern Illinois	Clarksville			L	16-40	
010	•Murray State	Murray			L	18-34	
017	•UT Martin	Clarksville			L	14-44	
024	•Jacksonville State	Clarksville		1/2	L	7-27	
031	•Tennessee State	Nashville			L	6-20	
N07	•Southeast Missouri	Clarksville			L	15-44	
N14	•Tennessee Tech	Cookeville			L	24-42	



WILL HEALY **2016-18**
After seven seasons as an assistant at Chattanooga, Healy was named the Gavs' 19th head coach in 2016. After a winless rookie campaign, he led the Gavs to an 8-4 record in 2017 - a 7½-game improvement that is among the best in NCAA FCS history. He was the 2017 STATS FCS Eddie Robinson Coach of the Year Award and was the third APSU coach to earn the OVC's Coach of the Year Award. After a 2018 season was derailed by injuries, he was hired by Charlotte as its head coach.

Coaching Record: 13-21



2019 GOVERNORS

11-4 OVERALL, 7-1 OVC
Ohio Valley Conference Champions
NCAA National Quarterfinalists
#8 STATS PERFORM Final Ranking

Front Row (from left): Jay Parker, Erskine Francis, Baniko Harley, Johnathon Edwards, JaVaughn Craig, Justin Dorsey, Prince Momodu, Chris Hopkins, Kentel Williams, Pat Walker, Jeremiah Oatsvall, Elijah Shepard, Rashon Davis, Kadeem Goulbourne, Isaiah Norman, Keenan Barnes, Kwame Sutton, Elijah Brown, Goret Soumare, Rodney Saulsberry Jr., DeAngelo Willson, Corey Simmons, Drew Harris, Kordell Jackson, Darius Nalls, Tyriq Arties, Kam Williams, James Tobin, Terrell Vassel, Josh Alexander, Trey Pruitt. **Second Row:** Jack McDonald, Justyn Baker, Coreon Jackson, Jakeim Thompson, Lelan Wilhoite, Ahmaad Tanner, Trent Taylor, Geordon Pollard, Armond Carter Jr., Cole Phillips, Juantarius Bryant, Demilton Rocker, Jariel Wilson, Joseph Newberry, Corey Petersen, Brandon Lopes, Cameron Miller, Aquantis Sanders, Devin Burns, Ken Wilson, Hunter Scholato, Logan Birchfield, Brogan Wilson, Devin Stuart, Spencer Katoanga, Darryl Rogan, Jaquan Foote, Lucas Betten, Josephus Smith, Lennon Harris III, Cameron Bailey, Nic Screnock, Shaun Whittinghill. **Third Row:** Lorenzo Frazier, Nathan Romero, Colby McKee, Mason Harwell, Blake Mitchell, Seth Johnson, Caleb Florence, Jamir Best, Garrett Bell, Darion Debrossard, Jake Kilby, Brandon Azar, Bucky Williams, Nate Wellington, Bryan McCann, Gavin Campbell, Jacob Caughell, Hunter Schmeisser, Zach Yates, Kyle Anderton, Preston Moody, Tristen Pierce, Justin Gibbs, Blake Watson, JJ Mercer, Jack Sensing, JP Batarseh, Sam Wiesbrook, Collier Pecht, Ashton Dodd, Dean Powell, Jequaries Martin. **Back Row:** Solomon Berkovitz, Alex Lockmeyer, Chris Campbell, Mitch Yeagy, Parker Williams, Mike Sollenne, Justin Posthuma, Jordan Frazier, Chad Bumphis, Craig Cadeto, Eddy Morrissey, Tim Zetts, John Wesley Whiteside, Matthew Gayle, Jaylen Moore, Jau'von Young, Caden McKinnis, Head Coach Mark Hudspeth, Eliah Rawlins, Marquise Griffin, Terrell Lucas, David Russell III, Derreion Greenlee, Mark Powell, Dominique Bowman, Marquase Lovings, Kevon Beckwith, Keith Scott, Mark Aanstoos, Keith Barnes, Joey Phillips, Maurey Bland, Spencer Grubbs, Camie Cole Nations.

N23 • Eastern Illinois	Clarksville	20/19		W	35-7
NCAA Division I Football Championship					
N30 Furman	Clarksville	18/17	16/16	W	42-6
D07 Sacramento State	Sacramento	18/17	3/3	W	42-28
D14 Montana State	Bozeman	18/17	5/5	L	10-24

F21 • Tennessee Tech	Cookeville	13/13		L	21-27
F28 • Tennessee State	Clarksville			W	27-20
M14 • Southeast Missouri	Cape Girardeau			W	49-42 OT2
M21 • UT Martin	Clarksville			L	34-37
M28 • Jacksonville State	Jacksonville	7/7		W	13-10
A03 • Murray State	Clarksville	14/13		W	34-31

Notes on 2020-21 season: Due to the COVID-19 pandemic, the 2020 Ohio Valley Conference schedule was delayed until spring 2021. Austin Peay played in the Guardian Credit Union FCS Kickoff against Central Arkansas at the Cramton Bowl in Montgomery, Alabama.



MARQUASE LOVINGS 2020

An associate head coach under Hudspeth in 2019, Lovings was named interim head coach in July. He led the Governors through their three-game fall schedule, which included two games against Division I FBS opponents, while also navigating the challenges brought on by the COVID-19 pandemic which prevented the OVC schedule from being played in the fall.

Coaching Record: 0-3



SCOTTY WALDEN 2020-current

Walden was named the Governors' 21st head coach on Oct. 27, 2020. Upon his hiring, Walden was the youngest Division I head coach (30 years, 347 days). He took over after serving as interim head coach to conclude a four-year stint at Southern Miss. He also was head coach at East Texas Baptist in 2016, making him the youngest collegiate head coach at that time.

Coaching Record: 10-7

2021 6-5, 4-2 OVC

Date	Opponent	Location	AP#	Opp#	Res	Score	OT
S02	Chattanooga	Chattanooga	20/25	18/18	W	30-20	
S11	Mississippi	Oxford	17/18	-/20	L	17-54	
S18	Morehead State	Clarksville	19/21		W	59-35	
S25	Eastern Kentucky	Richmond	19/20		L	27-35	
002	Tennessee State	Clarksville			L	22-24	
009	• Southeast Missouri	Clarksville			L	14-30	
023	• Murray State	Murray			W	47-6	
030	• UT Martin	Martin		13/12	L	16-17	
N06	• Eastern Illinois	Clarksville			W	42-26	
N13	• Tennessee State	Nashville			W	36-7	
N20	• Tennessee Tech	Clarksville			W	48-20	

2020-21 4-5, 4-2 OVC

Date	Opponent	Location	AP#	Opp#	Res	Score	OT
A29	Central Arkansas	Montgomery	13/13	11/11	L	17-24	
S12	Pittsburgh	Pittsburgh	13/13	-/RV	L	0-55	
S19	Cincinnati	Cincinnati	13/13	13/14	L	20-55	



7-4 OVERALL, 3-2 ASUN

Inaugural ASUN Conference Champions

2022 GOVERNORS

Front Row (from left): James Burns, Devin Smith, Trey Goodman, Kam Ruffin, Josh Samuel, Jau'Von Young, Sam Howard, Tre Shackelford, CJ Evans Jr., Josh Rudolph, Sheldon Layman, Demetries Ford, Shamari Simmons, Kam Thomas, Skyler Locklear, Kwame Sutton, Neyland Jean, Brodie Williams, Mike DiLiello, Jaheim Ward, Cedarius Doss, Gerard Bullock, Jeremiah Flemmons, Darryl Rogan, Antoine Williams, Jake Johnson, Bryce Robinson. **Second Row:** Andrué Wright, Nate Sutton, JaQuan Randolph, Mike Evans, Joshua DeCambre, Tae Gayden, Tra Stover, Jaden Lyles, Denver Parker, Kellen Stewart, Jevon Jackson, KJ Murden, Jordan Goco, Conner Murphy, Nick Carozza, Spencer Mimms, Armonde Crenshaw, Tre Williams, Ryan Melton, Daishun Sims, Nicholas Fields, Kai Hedgemon, Jariel Wilson, Ellis Ellis Jr., Hosea Knifeley Jr., Eddie Buxton Jr., KT Owens, Ethan Caselberry, Riley Stephens, Vinay Singh, Chase Allen, Alex Edwards. **Third Row:** Brady Jones, Landon Plank, Brody Ham, Laderius Fitts, Braden Kaiser, Chris Bagatini, TJ Cox, Collins Malone, Corbin Yarbrough, Alex Whitmore, Ethan Myers, J'Vian McCray, Will Spain, Rashaud Thomas Jr., Grant Wisdom, Brennan Smith, Nick Lewis, Chandler Kirton, Eric Bentley, Christian Wingfield, Jalen Armstrong, Ray Horton, Isaiah Wright, Arion Harvey, Breant Kendall III, Jalen Brockman, Conner Parsons, Donovan Haslam, Harrison Wilkes, Easton Hamilton, Brendan York. **Fourth Row:** Akilyah Sumlin, Bri Miranda, Sales Pinckney, Luke Reed, Michael Treadwell, Ian Poe, Jaiden Giovenco, Aaren Alexander, Kobe Nash, Gavin Campbell, Kenny Odom, Matt Rigney, DJ Carter, Aniete Ntekop, Justin Williams, Jack Baker, Marcus McGhee, Noah Williams, Kendyle Ball, Maddux Trujillo, Tyree Pharr, Aaron Odom, Elon McKenzie, Ashton Chavis, DeTerias Glover, Chukwuemeka Manning Jr., Rebekah Pannell, Kyndall Soukup, Abe Spencer. **Back Row:** Braden Gerbig, Buddy O'Dell, Mason Robinson, Robbie Matos, Lauren Norton, Chris Campbell, Ryan Yurachek, Jourdan McNeill, Lanear Sampson, Ryan Stancheck, Chris Kappas, Akeem Davis, Chris Jones, J, J. Clark, Joe Pappalardo, Austin Cordova, Robert Burke, Sean Dugan, Miguel Avina, Addison Tucker. **Center Aisle:** Scotty Walden.

2022 7-4, 3-2 ASUN

ASUN CHAMPIONS

Date	Opponent	Location	AP#	Opp#	Res	Score	OT
A27	Western Kentucky	Bowling Green			L	27-38	
S03	Presbyterian	Clarksville			W	63-0	
S10	Mississippi Valley St.	Clarksville			W	41-0	
S17	Alabama A&M	Huntsville			W	28-3	
S24	•Eastern Kentucky	Clarksville	-/23	16/20	W	31-20	
O01	•Central Arkansas	Conway	23/16		L	20-49	
O15	Murray State	Clarksville	24/24		W	52-17	
O29	•Jacksonville State	Clarksville	25/21		L	16-40	
N05	•North Alabama	Florence			W	38-35	
N12	•Kennesaw State	Kennesaw			W	31-14	
N19	Alabama	Tuscaloosa		8/8	L	0-34	

AUSTIN PEAY FOOTBALL

RESULTS & HISTORIES

HOMECOMING

Austin Peay's first "Homecoming" game occurred in 1932 when the Govs hosted Cumberland at Murland Field. However, it wasn't until 1946, along with a move to Municipal (now Fortera) Stadium, that Homecoming took its current form and became an annual event on the Austin Peay calendar. Each Fall since 1946, Austin Peay has staged Homecoming week events culminating in an annual Homecoming Parade followed by the Homecoming football game. The 2020 Homecoming game was delayed until March 21, 2021 due to the COVID-19 pandemic.

Year	Date	Opponent	AP#	Opp#	Res	Score	OT	Year	Date	Opponent	AP#	Opp#	Res	Score	OT	
1946	N02	Vanderbilt Freshmen			L	12-45		1985	N02	Kentucky State			W	48-0		
1947	N15	UT Junior College			W	20-7		1986	O25	Western Kentucky			L	20-34		
1948	N06	Delta State			L	7-48		1987	O24	Western Kentucky		11	L	0-27		
1949	N19	Athens College			W	40-7		1988	O22	•Middle Tennessee		9	L	0-36		
1950	N18	Millikin			W	35-6		1989	O28	•Morehead State			L	22-23		
1951	O20	Union (Tenn.)			W	56-0		1990	O20	•Middle Tennessee		4	L	7-56		
1952	O25	Jacksonville State			W	20-7		1991	O12	•Middle Tennessee		9	L	8-23		
1953	O31	Carson-Newman			L	14-18		1992	O17	•Tennessee Tech			L	0-10		
1954	O23	Jacksonville State			T	14-14		1993	O30	•Southeast Missouri			L	7-17		
1955	N12	Murray State			L	13-20		1994	O22	•Morehead State			W	73-6		
1956	O20	Jacksonville State			W	7-0		1995	O07	•Middle Tennessee			L	0-43		
1957	O26	Troy			W	33-0		1996	O19	•Tennessee Tech			L	17-23		
1958	N08	East Tennessee			W	25-19		1997	O04	Tennessee Tech			L	3-36		
1959	O31	Troy			L	7-13		1998	O17	Charleston Southern			L	14-17		
1960	O22	Eastern Kentucky			L	13-27		1999	O23	Kentucky Wesleyan			W	38-28		
1961	O28	Troy			W	21-6		2000	O14	Charleston Southern			L	20-42		
1962	O27	Jacksonville State			L	13-23		2001	N03	St. Joseph's (Ind.)			L	14-17		
1963	O19	•Morehead State			L	0-7		2002	N09	^Davidson			L	28-49		
1964	N14	•Tennessee Tech			W	29-0		2003	N01	St. Joseph's (Ind.)			W	17-0		
1965	O30	•Middle Tennessee			L	20-24		2004	N06	^Davidson			W	20-17	OT	
1966	N05	•East Tennessee			W	22-14		2005	N05	St. Joseph's (Ind.)			L	14-42		
1967	N18	•East Tennessee			L	0-37		2006	N04	North Greenville			L	35-44		
1968	N16	•Tennessee Tech			L	0-10		2007	S22	•Tennessee-Martin			W	17-14		
1969	N22	•East Tennessee			L	12-14		2008	O25	•Tennessee Tech			W	31-28		
1970	N07	•Murray State			W	45-7		2009	O31	•Jacksonville State		22/20	L	10-28		
1971	N20	•East Tennessee			W	33-0		2010	O09	•Tennessee Tech			L	21-34		
1972	N11	•Tennessee Tech			L	7-19		2011	O29	•Eastern Illinois			L	10-19		
1973	O20	•Middle Tennessee			L	20-23		2012	O27	•Southeast Missouri			L	27-48		
1974	N09	•Murray State			L	8-16		2013	O26	•UT Martin			L	14-38		
1975	O25	•Middle Tennessee			W	17-13		2014	N08	•Tennessee State			L	27-31		
1976	N06	•Murray State			L	13-23		2015	O24	•Jacksonville State		1/2	L	7-27		
1977	O29	•Middle Tennessee			L	6-15		2016	O22	Mercer			L	34-41		
1978	N04	•Murray State			W	23-17		2017	O21	•Southeast Missouri			W	38-31		
1979	O27	•Middle Tennessee			W	31-14		2018	O27	•Tennessee Tech			W	41-10		
1980	N08	•Murray State		8	W	24-0		2019	N09	•UT Martin		-/24	W	38-24		
1981	O24	•Middle Tennessee		7	W	14-9		2020	M21	•UT Martin			L	34-37		
1982	N06	•Murray State			L	7-21		2021	O09	•Southeast Missouri			L	14-30		
1983	O29	Central Florida			L	7-10		2022	S24	•Eastern Kentucky		-/23	16/20	W	31-20	
1984	N10	•Tennessee Tech			W	27-7										

HOMECOMING SERIES RECORDS

Opponent	W-L	Pct.	Str	Last	PF	PA
Athens College	1-0	1.000	W1	1949	40	7
Carson-Newman	0-1	.000	L1	1953	14	18
Central Florida	0-1	.000	L1	1983	7	10
Charleston Southern	0-2	.000	L2	2000	34	59
Davidson	1-1	.500	W1	2004	48	66
Delta State	0-1	.000	L1	1948	7	48
East Tennessee	3-2	.500	W1	1971	92	84
Eastern Illinois	0-1	.000	L1	2011	10	19
Eastern Kentucky	1-1	.500	W1	2022	44	47
Jacksonville State	2-3-1	.417	L3	2015	71	99
Kentucky State	1-0	1.000	W1	1985	48	0
Kentucky Wesleyan	1-0	1.000	W1	1999	38	28
Mercer	0-1	.000	L1	2016	34	41
Middle Tennessee	3-7	.300	L4	1995	123	256
Millikin	1-0	1.000	W1	1950	35	6
Morehead State	1-2	.333	W1	1994	95	36

Opponent	W-L	Pct.	Str	Last	PF	PA
Murray State	3-4	.428	L1	1982	133	104
North Greenville	0-1	.000	L1	2006	35	44
Southeast Missouri	1-3	.250	L1	2017	86	126
St. Joseph's (Ind.)	1-2	.333	L1	2005	45	59
Tennessee State	0-1	.000	L1	2014	27	31
Tennessee Tech	4-6	.400	W1	2018	176	177
Troy	2-1	.667	W1	1961	61	19
Union (Tenn.)	1-0	1.000	W1	1951	56	0
UT Martin	3-2	.600	L1	2020	123	130
Vanderbilt Freshmen	0-1	.000	L1	1946	12	45
Western Kentucky	0-2	.000	L2	1987	20	61
OVERALL	30-46-1	.401	W1		1494	1586

AUSTIN PEAY FOOTBALL

RESULTS & HISTORIES

OVERTIME GAMES

Date	Opponent	End. of Reg.	1st Poss.	OTs	Game-Winning Score	Final Score
10/13/1984	‡ • Youngstown State (H)	10-10	Offense	1	Trenton Lykes 1-yd Run#	L, 13-16
11/3/1984	• Murray State (A)	10-10	Defense*	2	Bobby Myers 9-yd Run (Paul Hickert kick)	L, 13-20
10/4/1986	• Middle Tennessee (H)	0-0	Offense	1	Mike Lewis 25-yd run (Brian McMillan kick)	W, 7-0
10/10/1987	• Morehead State (H)	13-13	Offense	1	Mike Lewis 28-yd run (Brian McMillan kick)	W, 20-13
11/10/1990	• Tennessee Tech (A)	14-14	Defense	1	Damyan Taylor 11-yd run#	L, 14-20
11/17/1990	• Murray State (H)	14-14	Defense	3	Michael Davis 1-yd run (Duncan kick)	L, 24-31
11/20/1993	• Tennessee-Martin (H)	26-26	Defense	2	Willie Parson 1-yd run#	L, 33-39
10/2/1999	Jacksonville (H)	21-21	Defense	2	Corey Donnell 39-yd pass from Gary Cooper (David Stickler kick)	L, 21-28
11/6/2004	+ Davidson (H)	14-14	Offense^	2	Bradley Wilson 34-yd field goal#	W, 20-17
10/21/2006	The Cumberlands (H)	20-20	Defense*	1	M. Jones 1-yd run (A. Carr kick)	L, 26-27
9/15/2007	• Tennessee State (H)	26-26	Offense^	1	Javarr Williams 2-yd run (Eric Benson kick)#	L, 32-33
11/3/2007	• Southeast Missouri (A)	21-21	Offense^	2	Darryl Miller 25-yd pass from Mark Cunningham#	W, 34-31
9/27/2008	• Eastern Kentucky (A)	10-10	Offense*	1	Taylor Long 27-yd field goal#	L, 10-13
11/2/2019	• Eastern Kentucky (A)	21-21	Offense^	1	Kentel Williams 25-yd pass from JaVaughn Craig (Logan Birchfield kick)	W, 28-21
3/14/2021	• Southeast Missouri (A)	35-35	Defense*	2	Baniko Harley 22-yd pass from Draylen Ellis (Cole Deeds kick)	W, 49-42

‡-First overtime in OVC history; *-Won coin toss or ^-Lost coin toss (when known); #-Game-ending play

ALL-TIME OVERTIME RECORD

	6-9	.400	W2			
Home	3-6	.333	L2	Won coin toss (when known)	1-3	.250 W1
Away	3-3	.500	W2	Lost coin toss (when known)	3-1	.750 W2

GOVS VERSUS FBS TEAMS (FORMERLY I-A)

Year	Date	Opponent	Location	AP#	Opp#	Res Score	Year	Date	Opponent	Location	AP#	Opp#	Res Score
1985	S07	Cincinnati	Cincinnati			L 9-31	2014	A30	Memphis	Memphis			L 0-63
1987	S05	Kansas State	Manhattan			W 26-22	2015	S12	Southern Miss	Hattiesburg			L 6-52
1987	N14	Cincinnati	Cincinnati			L 10-42	2015	S19	Vanderbilt	Nashville			L 7-47
1988	O15	Toledo	Toledo			L 14-38	2016	S03	Troy	Troy			L 17-57
1993	S04	Cincinnati	Cincinnati			L 10-42	2016	N19	Kentucky	Lexington			L 13-49
1996	S07	Arkansas State	Jonesboro			L 0-24	2017	A31	Cincinnati	Cincinnati			L 14-26
2002	O05	Troy	Troy			L 3-41	2017	S09	Miami (Ohio)	Oxford			L 10-31
2010	S11	Middle Tennessee	Murfreesboro			L 33-56	2017	O28	Central Florida	Orlando		18/17	L 33-73
2010	S25	Wisconsin	Madison		11/10	L 3-70	2018	S01	Georgia	Athens	22/23	3/4	L 0-45
2011	S03	Cincinnati	Cincinnati			L 10-72	2020	S12	Pittsburgh	Pittsburgh	13/13	-/RV	L 0-55
2011	S17	Memphis	Memphis			L 6-27	2020	S19	Cincinnati	Cincinnati	13/13	13/14	L 20-55
2012	S01	Western Kentucky	Bowling Green			L 10-49	2021	S11	Mississippi	Oxford	17/18	-/20	L 17-54
2012	S08	Virginia Tech	Blacksburg		15/18	L 7-42	2022	A27	Western Kentucky	Bowling Green			L 27-38
2013	A31	Tennessee	Knoxville			L 0-45	2022	N19	Alabama	Tuscaloosa		8/8	L 0-34
2013	S07	Vanderbilt	Nashville			L 3-38							
2013	S21	Ohio	Athens			L 0-38							

ALL-TIME RECORD vs. FBS

	1-29	L28			
Record vs. FBS Conferences					
American	0-4	.000	L4	Conference USA	0-3 .000 L3
Atlantic Coast	0-2	.000	L2	Independents	0-5 .000 L5
Big East	0-1	.000	L1	Mid-American	0-3 .000 L3
Big Ten	0-1	.000	L1	Southeastern	0-7 .000 L7
Big 12	1-0	1.000	W1	Sun Belt	0-3 .000 L3

CHARITY BOWL VS. FORT CAMPBELL

In 1954, Austin Peay and Fort Campbell began an annual series known as the Charity Bowl played at then Municipal Stadium (now Fortera Stadium). The Charity Bowl was arranged by the Clarksville Charity Committee with each group receiving one-third of the proceeds from the annual meeting.

The first game was a success with Municipal Stadium stands full on both sides and the Bowl became a Thanksgiving tradition for the next 11 seasons.

In that first game, the champions of Fort Campbell's Regimental League played in the contest, with the 508th Airborne Infantry Regiment earning the honor. After the first season, a Regimental All-Star team was selected to compete in the annual affair.

CHARITY BOWL

Overall:	5-6	
11/25/54	W, 13-12	H
11/24/55	W, 32-13	H
11/22/56	W, 26-7	H
11/28/57	W, 23-0	H
11/27/58	L, 0-19	H
11/26/59	L, 0-25	H
11/24/60	L, 13-14	H
11/23/61	L, 6-44	H
11/22/62	L, 7-19	H
11/28/63	L, 0-5	H
11/26/64	W, 15-14	H

2019 NCAA PLAYOFFS RECAP

First Round • Nov. 30, 2019

Clarksville, Tennessee (Fortera Stadium)

FURMAN	0	3	0	3	—	6
AUSTIN PEAY	7	0	28	7	—	42

CLARKSVILLE—No matter how Saturday turned out at Fortera Stadium, it was destined to be a day of firsts for Austin Peay football team.

It turned the Gavs aren't done making history yet.

After the build-up of the week, the anticipation of the day and then a delay at kickoff as inclement weather entered the area... it turns out, the Gavs controlled every aspect of play in a 42-6 contest that served not only as the first playoff victory in program history but also, since we're now representing the league, the second straight year an Ohio Valley Conference school advanced past the opening weekend.

After a near-miss Trent Taylor interception, the Gavs forced an opening-drive three-and-out, the Gavs embarked on a 13-play march down to the Furman goal line. With the Gavs in jumbo formation on second-and-goal, Craig lofted a pass to a wide-open Elijah Brown in the back of the end zone to get the Gavs on the board first.

The teams traded punts to close the first quarter, then it was the Paladins turn to take a march. A rare Furman shot down the field netted 24 yards, then an ill-timed unsportsmanlike conduct penalty put the Paladins in Austin Peay territory. Devin Wynn galloped for 28 yards on Furman's biggest play of the drive—and the game, as it turns out—to get into the Governor red zone, but the Gavs were able to hold Furman to a field goal when the defense snuffed out a pair of runs and forced an incomplection.

And then... the delay. After the kickoff following the touchdown, the deluge reached its peak and play was halted at 1:24 p.m. A 92-minute delay ensued before resumption at 2:56 p.m. The teams traded possessions, highlighted by a near-miss 59-yard field goal attempt by Furman, before the half ended with no further points on the board.

Business picked up for the Gavs in the second half.

The third quarter saw an invigorated Austin Peay offense march 70 yards in a mere four plays, ending in a 15-yard Craig-to-DeAngelo Wilson strike for six. After a Furman three-and-out, ending in a Shaun Whittinghill and John Wesley Whiteside sack, the Gavs took over their own 33, then were moved back after a first-down block in the back call.

That's when Craig dropped back and found Kentel Williams underneath. The next 73 yards unfolded in slow motion for everyone except Williams, whose exceptional speed allowed him to coast home with a program-changing score.

They say bad things come in threes, which was confirmed for Furman on the first play of the ensuing drive when Kordell Jackson simply took the ball away from Hamp Sisson on a rush attempt. A fourth bad thing befell the Paladins in less than four minutes when Craig, blessed with a short field, shovel-passed to Prince Momodu for 29 yards then gave it to Momodu for the last four to pay dirt.

28-3. History unfolding for a second straight week at Fortera Stadium.

One of the nice little by-products that have come with the wins the Gavs have earned this year is that they've unfolded in such a manner as to be truly appreciated. Like a master sommelier, you can get the essence of the contest, really absorb the experience and take it all in. If you'd spent years watching Austin Peay get ground into powder on a weekly basis, it's hard to imagine there's been anything quite as satisfying as entering the fourth quarter with the game firmly in hand, week over week.

If you stuck with us since the dark days, enduring as the pain unfolded week after week, I hope this one is sweeter for you.

The Gavs entered the fourth with a 35-3 lead after another Williams score, this one coming when the Gavs picked up a muffed punt deep in Furman territory. Williams took a swing pass from Craig down to the one, then plunged the final yard himself. He finished with four catches for 103 yards and 11 rushes for 57. Rumors abounded regarding Mr. Williams' health after he missed the regular season finale—those rumors appear to have been exaggerated.

Furman booted a fourth-quarter field goal. Baniko Harley ran for a 24-yard score. Erskine Francis wrestled a pick away from a Furman receiver. Nice, but at that point there was a lot of clock-watching as the Gavs counted down the seconds until they could kick off the next round of water-cooler showers.

First postseason victory achievement: Unlocked.

From the stat line, it's hard to believe Craig endured the same downpour as everyone else on Saturday; he finished a tidy 18-for-23 for 264 yards and three touchdowns. Jack McDonald led a swarming defense with nine tackles and a tackle for loss. But this was completism at its finest. The Gavs played a perfect game at the perfect time.

SCORING SUMMARY

1st	7:41	APSU	Brown 1 yd pass from Craig (Birchfield kick)	0-7
2nd	10:36	FUR	Atkins 23 yd field goal	3-7
3rd	13:43	APSU	Wilson 15 yd pass from Craig (Birchfield kick)	3-14
3rd	11:17	APSU	Williams 73 yd pass from Craig (Birchfield kick)	3-21
3rd	10:37	APSU	Mommodu 4 yd run (Birchfield kick)	3-28
3rd	2:41	APSU	Williams 1 yd run (Birchfield kick)	3-35
4th	12:55	FUR	Atkins 34 yd field goal	6-35
4th	8:22	APSU	Harley 24 yd run (Birchfield kick)	6-42



DeAngelo Wilson, seen here in Austin Peay's second-round victory at Sacramento State, led the Gavs with 318 receiving yards and three touchdown receptions during the 2019 postseason.

Photo by Carder Henry.

AUSTIN PEAY FOOTBALL

RESULTS & HISTORIES

TEAM STATISTICS	FUR	APSU
First Downs	17	23
Rushes-Yards	38-159	38-170
Passing Yards	82	264
Passes	8-15-1	18-23-0
Total Offense	227	434
Total Offensive Plays	53	61
Fumbles-Lost	2 (2)	0-0
Penalties-Yards	6 (47)	9 (90)
Punts (Average)	3 (44.3)	4 (33.2)
Time of Possession	31:03	28:57
Third-Down Conversions	3/10	6/10
Fourth-Down Conversions	0/1	0/0
Sacks By (Yards)	0 (0)	1 (1)
Points off Turnovers	0	14

INDIVIDUAL LEADERS

FURMAN				AUSTIN PEAY					
RUSHING	NO.	NET	TD	RUSHING	NO.	NET	TD		
D. Wynn	14	61	0	K. Williams	11	57	1		
PASSING	A-C-I	YDS	TD	PASSING	A-C-I	YDS	TD		
H. Sisson	5-8-1	63	0	J. Craig	18-23-0	264	3		
RECEIVING	REC	YDS	TD	RECEIVING	REC	YDS	TD		
R. Miller	2	41	0	D. Wilson	7	68	1		
				K. Williams	4	103	1		
DEFENSE	UA-TOT	SACK	TFL	INT	DEFENSE	UA-TOT	SACK	TFL	INT
D. Perryman	4-7	—	1.0	—	J. McDonald	1-9	—	1.0	—
A. Hope	2-4	1.0	2.0	—	I. Norman	5-6	—	1.0	—
					E. Francis	2-2	—	—	1

2019 NCAA PLAYOFFS RECAP

Second Round • Dec. 7, 2019

Sacramento, California (Hornet Stadium)

AUSTIN PEAY	21	0	14	7	—	42
SACRAMENTO STATE	0	0	14	14	—	28

SACRAMENTO, Calif. – Do you believe in the Gavs yet?

Behind quarterback JaVaughn Craig's 164-yard rushing performance, Austin Peay's football team scored early and often then salted the game away late to stun fourth-seeded Sacramento State, 42-28, Saturday night in the second round of the 2019 NCAA Division I Football Championship at Hornet Stadium.

Austin Peay (11-3) won a program-record tying seventh consecutive game and advanced to the NCAA Playoffs' quarterfinal round where they will face No. 5 seed Montana State. Following initial posting of this article, it was revealed the Gavs would face the Bobcats at 7 p.m., Friday, in Bozeman.

The day was Craig's as he used his arm and legs to befuddle the Sacramento State defense. He ran for a career-high 164 yards on 12 carries, including his two longest runs of 2019. Craig's arm was good for another 204 yards and two touchdowns on while connecting on 18-of-28 passes.

Austin Peay used the big play to great effect in the opening quarter. Craig used his legs for the first Gavs' big play, a then-season best 36-yard run that set the Gavs up deep in Sacramento State territory where a 15-yard pass to DeAngelo Wilson provided the game's first points.

After the Gavs defense held the Hornets without a first down on the ensuing drive, Austin Peay again got a big completion – this one a 40-yard connection from Craig to Wilson to get into the Hornet's red zone. Six plays later, Craig added Baniko Harley to the scoring ledger with a three-yard touchdown pass and Austin Peay was up 14-0.

But the Gavs weren't done causing havoc, surprising many with an on-side kick that Harley recovered to put the offense back on the field. Four plays later, Harley took a direct snap on fourth-and-1 and burst through the line for a 40-yard touchdown run to put the Gavs were up 21-0 before the first quarter expired.

Meanwhile, Austin Peay's defense did its part to keep the Sacramento State offense silenced and pitched a first-half shutout. The defensive unit faced its sternest test of the opening frame after Sacramento State intercepted a pass in the second quarter and set up shop at the Austin Peay 35-yard line. But after a 19-yard pass completion to open the ensuing drive, the Gavs offense surrendered just three more yards before ending the drive courtesy a fourth-down stop at the 13-yard line.

The third quarter saw the teams trade touchdown drives. The Gavs extended their lead to 28-0 as Craig led a 6-play, 80-yard drive capped by Kentel Williams'

one-yard touchdown run. After Sacramento State scored midway through the third quarter to end the shutout bid, Craig responded by rushing for 76 yards in a 4-play, 80-yard drive to push the lead back to 28 points.

Sacramento State (9-4) would keep applying pressure late, following the Gavs scoring drive with another of their own to close the third quarter's scoring. But Craig and Austin Peay again had an answer for the Hornets push, recovering an on-side kick and then driving 51 yards in 10 plays while consuming over six minutes of clock en route to its sixth touchdown.

The Hornets would strike for two fourth-quarter touchdowns after the Gavs scored, but Austin Peay recovered a third on-side kick with 3:59 left and then drained the remaining clock. Appropriately, Craig took the final snap and kneeled out the final seconds and the Gavs playoff run extends another week into December.

Wilson caught eight Craig passes for 132 yards – his seventh 100-yard outing this season – and a touchdown. Harley ran for two touchdowns and caught another and amassed 90 all-purpose yards.

Quarterback Kevin Thomson led Sacramento State with 306 passing yards and 87 rushing yards, throwing for two touchdowns and running for another pair to account for all of the Hornets scoring. Eight different Sacramento State receivers caught a pass in the contest.

SCORING SUMMARY

1st	6:50	APSU	Wilson 15 yd pass from Craig (Birchfield kick)	7-0
1st	3:12	APSU	Harley 3 yd pass from Craig (Birchfield kick)	14-0
1st	1:13	APSU	Harley 45 yd run (Birchfield kick)	21-0
3rd	10:10	APSU	Williams 1 yd run (Birchfield kick)	28-0
3rd	7:26	SAC	Thomson 1 yd run (Medeiros kick)	28-7
3rd	5:26	APSU	Craig 18 yd run (Birchfield kick)	35-7
3rd	1:08	SAC	Thomson 2 yd run (Medeiros kick)	35-14
4th	10:02	APSU	Harley 2 yd run (Birchfield kick)	42-14
4th	7:46	SAC	Bailey 20 yd pass from Thomson (Medeiros kick)	42-21
4th	3:59	SAC	Bailey 5 yd pass from Thomson (Medeiros kick)	42-28

TEAM STATISTICS	APSU	SAC
First Downs	23	24
Rushes-Yards	50-293	19-99
Passing Yards	206	306
Passes	19-29-1	21-53-0
Total Offense	499	405
Total Offensive Plays	79	72
Fumbles-Lost	0-0	0-0
Penalties-Yards	9 (78)	5 (46)
Punts (Average)	5 (36.8)	6 (40.8)
Time of Possession	38:15	21:45
Third-Down Conversions	8/17	3/14
Fourth-Down Conversions	2/3	1/2
Sacks By (Yards)	1 (4)	1 (5)
Points off Turnovers	0	0

INDIVIDUAL LEADERS

AUSTIN PEAY				SACRAMENTO STATE					
RUSHING	NO.	NET	TD	RUSHING	NO.	NET	TD		
J. Craig	12	164	1	Thomson	13	87	2		
B. Harley	10	57	2						
PASSING	A-C-I	YDS	TD	PASSING	A-C-I	YDS	TD		
J. Craig	18-28-1	204	2	Thomson	21-53-0	306	2		
RECEIVING	REC	YDS	TD	RECEIVING	REC	YDS	TD		
D. Wilson	8	132	1	P. Clayton	4	73	0		
B. Harley	5	23	1	I. Bailey	3	59	2		
DEFENSE	UA-TOT	SACK	TFL	INT	DEFENSE	UA-TOT	SACK	TFL	INT
P. Walker	8-9	—	—	—	M. Bruce	7-10	—	1.0	1
M. Gayle	2-2	1.0	1.0	—	M. Hawkins	4-9	1.0	1.5	—

2019 NCAA PLAYOFFS RECAP

Quarterfinals • Dec. 13, 2019

Bozeman, Montana (Bobcat Stadium)

AUSTIN PEAY	0	3	0	7	—	10
MONTANA STATE	10	0	14	0	—	24

BOZEMAN, Mont. – Austin Peay State University’s magical postseason run ended in the NCAA Division I Football Championship’s national quarterfinals, with No. 5 national seed downing the Gobs, 24-10, Friday night at Bobcat Stadium.

Austin Peay (11-4) could not find a consistent offensive rhythm in the contest, but when they did, they showed what helped them reach this historic point. JaVaughn Craig’s 15-yard scamper and later a 16-yard pass to DeAngelo Wilson started the Gobs first scoring drive. The drive stalled deep in Montana State territory, but Logan Birchfield got APSU on the board with a 38-yard field goal, but the Gobs trailed 10-3 at halftime.

Montana State (11-3) opened the second half with back-to-back touchdown drives. The Bobcats forced a turnover on the half’s opening drive and converted a key 4th-and-1 opportunity to set up their offense in the red zone. Three plays later, they capitalized on the takeaway when Tucker Rovig found Kevin Kassis for a five-yard score.

The Bobcats forced a three-and-out on the ensuing Gobs possession. They then marched 63 yards in 11 plays, with running back Isaiah Ifanse rushing on seven of the 11 plays then connecting on a jump pass to Jason Scrempo for MSU’s third touchdown and a 24-3 lead.

Austin Peay’s defense would stop the Bobcats on their next drive, forcing a missed field goal. The ensuing Gobs possession lasted one play as Craig found Wilson again for a 76-yard touchdown, closing the gap to 24-10 with 13:11 left in the game.

However, the Gobs offense could not break through on its final three drives despite the defense forcing Montana State into a second missed field goal and a turnover on downs in its final three possessions.

Wilson surpassed the 2,000-career yard receiving mark with six catches for 118 yards – his eighth 100-yard receiving outing in 2019. Craig completed 18-of-37 passes for 173 yards but was sacked four times.

Ifanse finished with 196 rushing yards on 26 carries, rushing for a touchdown and passing for another.

SCORING SUMMARY

1st	13:38	MSU	Ifanse 60 yd run (Bailey kick)	0-7
1st	1:52	MSU	Bailey 45 yd field goal	0-10
2nd	0:56	APSU	Birchfield 38 yd field goal	3-10
3rd	11:14	MSU	Kassis 5 yd pass from Rovig (Bailey kick)	3-17
3rd	4:08	MSU	Scrempo 2 yd pass from Ifanse (Bailey kick)	3-24
4th	13:11	APSU	Wilson 76 yd pass from Craig (Birchfield kick)	10-24

TEAM STATISTICS

	APSU	MSU
First Downs	10	16
Rushes-Yards	19-0	49-279
Passing Yards	197	107
Passes	19-38-2	15-22-0
Total Offense	197	386
Total Offensive Plays	57	71
Fumbles-Lost	2-1	1-1
Penalties-Yards	9 (93)	9 (90)
Punts (Average)	7 (38.6)	4 (39.8)
Time of Possession	23:10	36:50
Third-Down Conversions	1/14	9/18
Fourth-Down Conversions	2/4	1/2
Sacks By (Yards)	0 (0)	4 (32)
Points off Turnovers	0	7

INDIVIDUAL LEADERS

AUSTIN PEAY				MONTANA STATE					
RUSHING	NO.	NET	TD	RUSHING	NO.	NET	TD		
K. Williams	7	9	0	I. Ifanse	26	196	1		
PASSING	A-C-I	YDS	TD	PASSING	A-C-I	YDS	TD		
J. Craig	18-37-2	173	1	T. Rovig	13-20-0	114	1		
RECEIVING	REC	YDS	TD	RECEIVING	REC	YDS	TD		
D. Wilson	6	118	1	K. Kassis	4	24	1		
DEFENSE	UA-TOT	SACK	TFL	INT	DEFENSE	UA-TOT	SACK	TFL	INT
P. Walker	9-14	0.5	—	—	D. Marks	5-5	3.0	1.0	—
J. Bryant	5-10	1.0	—	—	T. Thomas	1-2	1.0	1.0	1

AUSTIN PEAY FOOTBALL

RESULTS & HISTORIES

SERIES HISTORIES

- ◆ - ASUN Conference game
- - Ohio Valley Conference game
- ▲ - NCAA FCS Playoff Game

AKRON

Overall: 2-5 H: 0-3 A: 2-2				
1980	•	N01	Akron	W 41-14
1981	•	O31	Clarksville	L 19-23
1982	•	N20	Akron	L 7-42
1983	•	N19	Clarksville	L 3-26
1984	•	N17	Akron	W 21-17
1985	•	N23	Clarksville	L 14-17
1986	•	N08	Akron	L 16-31

ALABAMA

Overall: 0-1 H: 0-0 A: 0-1				
2022		N19	Tuscaloosa	L 0-34

ALABAMA A&M

Overall: 1-0 H: 0-0 A: 1-0				
2022		S17	Huntsville	W 28-3

ARKANSAS STATE

Overall: 2-5 H: 2-0 A: 0-5				
1940		O24	Jonesboro	L 0-13
1941		O24	Clarksville	W 34-0
1955		N19	Clarksville	W 19-6
1956		N17	Jonesboro	L 13-27
1958		O25	Jonesboro	L 0-16
1980		N22	Jonesboro	L 9-14
1996		S07	Jonesboro	L 0-24

ARKANSAS TECH

Overall: 2-0 H: 1-0 A: 1-0				
1956		N03	Clarksville	W 15-13
1957		O12	Russellville	W 20-12

ARKANSAS-MONTICELLO

Overall: 4-2 H: 2-0 A: 1-2 N: 1-0				
<i>As Arkansas A&M</i>				
1949		O08	Pine Bluff (N)	W 7-0
1950		O07	Clarksville	W 23-21
1951		O06	Monticello	L 6-38
1952		O04	Monticello	W 20-7
1969		N01	Monticello	L 13-14
<i>As Arkansas-Monticello</i>				
1972		O28	Clarksville	W 17-6

ATHENS STATE

Overall: 2-0 H: 1-0 A: 1-0				
<i>As Athens College</i>				
1948		N19	Athens	W 24-7
1949		N19	Clarksville	W 40-7

BETHEL (KY.)

Overall: 1-1 H: 1-0 A: 0-1				
1930		O31	Russellville	L 6-19
1931		O30	Clarksville	W 12-0

BETHEL (TENN.)

Overall: 5-1 H: 4-0 A: 1-1				
1931		O16	Clarksville	W 14-0
1936		O29	McKenzie	L 6-9
1946		N20	Clarksville	W 27-0
1947		O22	McKenzie	W 6-0
1948		O23	Clarksville	W 67-0
2007		S01	Clarksville	W 43-19

BUTLER

Overall: 2-1 H: 1-0 A: 1-1				
2002		O12	Indianapolis	W 40-23
2003		O04	Clarksville	W 28-7
2004		O02	Indianapolis	L 14-21

CAMPBELLVILLE

Overall: 2-4 H: 0-3 A: 2-1				
1998		A29	Clarksville	L 23-36
1999		S23	Campbellville	W 36-35
2001		A31	Clarksville	L 27-45
2002		S07	Campbellville	W 45-36
2003		S06	Clarksville	L 14-17
2004		S04	Campbellville	L 14-27

CARSON-NEWMAN

Overall: 3-6 H: 2-2 A: 1-4				
1953		O31	Clarksville	L 14-18
1954		O30	Jefferson City	L 6-13
1960 #		S24	Jefferson City	L 0-7
1961 #		S23	Clarksville	W 10-7
1962 #		S22	Jefferson City	L 0-21
1963		O05	Clarksville	L 0-7
1964		O03	Jefferson City	W 44-7
1974		S21	Clarksville	W 28-17
1975		S20	Jefferson City	L 0-13

CATAWBA

Overall: 0-2 H: 0-1 A: 0-1				
2000		S09	Clarksville	L 7-33
2001		S08	Salisbury	L 0-37

CENTRAL ARKANSAS

Overall: 0-4 H: 0-2 A: 0-1 N: 0-1				
1975		S13	Clarksville	L 13-14
2019		S07	Clarksville	L 16-24
2020		A29	Montgomery (N)	L 17-24
2022	◆	O01	Conway	L 20-49

CENTRAL FLORIDA

Overall: 1-2 H: 0-1 A: 1-1				
1983		O29	Clarksville	L 7-10
1984		O27	Orlando	W 24-21
2017		O28	Orlando	L 33-73

CENTRAL STATE

Overall: 1-0 H: 1-0 A:				
2011		N05	Clarksville	W 40-0

CENTRE

Overall: 1-1 H: 0-1 A: 1-0				
1948		O16	Danville	W 19-13
2002		S14	Clarksville	L 13-20

CHARLESTON (W.VA.)

Overall: 2-1 H: 2-0 A: 0-1				
2004		O30	Clarksville	W 28-20
2005		S03	Charleston	L 19-27
2006		O28	Clarksville	W 49-10

CHARLESTON SOUTHERN

Overall: 0-4 H: 0-2 A: 0-2				
1998		O17	Clarksville	L 14-17
1999		O15	Charleston	L 17-39
2000		O14	Clarksville	L 20-42
2001		O13	Charleston	L 21-36

CHATTANOOGA

Overall: 1-6 H: 0-2 A: 1-4				
1958		O10	Chattanooga	L 0-26
1966		N24	Chattanooga	L 17-27
1967		S16	Chattanooga	L 8-23
1968		S21	Clarksville	L 13-41
2013		S14	Chattanooga	L 10-42
2014		S13	Clarksville	L 6-42
2021		S02	Chattanooga	W 30-20

CINCINNATI

Overall: 0-6 H: 0-0 A: 0-6				
1985		S07	Cincinnati	L 9-31
1987		N14	Cincinnati	L 10-42
1988		S17	Cincinnati	L 7-52
1993		S04	Cincinnati	L 10-42
2011		S03	Cincinnati	L 10-72
2017		A31	Cincinnati	L 14-26
2020		S19	Cincinnati	L 20-55

CULVER-STOCKTON

Overall: 1-0 H: 1-0 A: 0-0				
2012		N03	Clarksville	W 56-0

CUMBERLAND

Overall: 10-3-1 H: 7-1 A: 3-2-1				
1932		N24	Clarksville	L 0-7
1936		O10	Clarksville	W 13-0
1937		S17	Lebanon	L 0-26
1946		S28	Clarksville	W 27-0
1946		N27	Lebanon	W 13-0
1947 #		O02	Lebanon	T 13-13
1948 #		O02	Clarksville	W 39-7
1998		O31	Lebanon	W 29-21
1999		S02	Clarksville	W 27-22
2000		A31	Lebanon	L 3-7
2002		A29	Clarksville	W 17-16
2005		S10	Clarksville	W 24-15
2006		S09	Lebanon	W 28-21
2010		S02	Clarksville	W 38-6

DAVIDSON

Overall: 2-5 H: 1-2 A: 1-3				
1999		N13	Davidson	L 22-38
2000		N11	Clarksville	L 7-22
2001 ^		N10	Davidson	L 12-17
2002 ^		N09	Clarksville	L 28-49
2003 ^		O25	Davidson	W 31-21
2004 ^		N06	Clarksville	W OT 20-17
2005 ^		O08	Davidson	L 6-44

DAYTON

Overall: 1-7 H: 1-3 A: 0-4				
1998		S19	Clarksville	W 21-17
1999		S18	Dayton	L 21-49
2000		O07	Clarksville	L 7-42
2002		S21	Clarksville	L 0-42
2003		S20	Dayton	L 13-35
2004		S25	Clarksville	L 0-40
2005		S17	Dayton	L 0-46
2006		S23	Dayton	L 23-28

AUSTIN PEAY FOOTBALL

RESULTS & HISTORIES

DELTA STATE

Overall: 2-2 H: 1-1 | A: 1-1

1947	N08	Cleveland	L	13-28
1948	N06	Clarksville	L	7-48
1952	O11	Cleveland	W	39-7
1953	O10	Clarksville	W	20-0

DRAKE

Overall: 0-1 H: 0-0 | A: 0-1

2005	S24	Des Moines	L	0-54
------	-----	------------	---	------

EAST TENNESSEE

Overall: 12-15-2 H: 8-6-1 | A: 4-9-1

1951	S22	Johnson City	L	12-13
1952	S20	Clarksville	T	6-6
1953 #	S19	Johnson City	W	21-13
1954 #	S18	Clarksville	L	7-28
1955 #	S17	Johnson City	L	0-6
1956	S15	Clarksville	W	13-7
1957	N09	Johnson City	L	7-13
1958	N08	Clarksville	W	25-19
1959	N07	Clarksville	L	14-44
1960	N05	Clarksville	L	14-35
1961	N04	Johnson City	L	14-21
1962	N03	Clarksville	L	0-23
1963 •	N09	Johnson City	L	7-8
1964 •	N07	Clarksville	W	27-20
1965 •	N06	Johnson City	W	21-7
1966 •	N05	Clarksville	W	22-14
1967 •	N18	Clarksville	L	0-37
1968 •	N23	Johnson City	L	8-17
1969 •	N22	Clarksville	L	12-14
1970 •	N21	Johnson City	L	14-45
1971 •	N20	Clarksville	W	33-0
1972 •	N18	Johnson City	L	16-20
1973 •	N17	Clarksville	W	28-13
1974 •	N23	Johnson City	T	13-13
1975 •	N22	Clarksville	W	37-21
1976 •	N20	Johnson City	W	17-6
1977 •	N19	Clarksville	W	24-10
1978	N18	Johnson City	W	14-7
2019	S21	Johnson City	L	14-20

EASTERN ILLINOIS

Overall: 6-15 H: 4-8 | A: 2-7

1958	S27	Clarksville	W	21-6
1959	S26	Charleston	W	12-8
1988	S10	Charleston	L	0-44
1989	S02	Clarksville	L	0-36
1992	S05	Clarksville	L	9-14
1995	A31	Clarksville	L	13-31
1996 •	N02	Clarksville	L	7-42
1997	O25	Charleston	L	14-42
2008 •	N15	Charleston	W	15-13
2009 •	S26	Clarksville	L	20-30
2010 •	O30	Charleston	L	10-28
2011 •	O29	Clarksville	L	10-19
2012 •	S29	Charleston	L	15-65
2013 •	O10	Clarksville	L	7-63
2014 •	S20	Charleston	L	7-63
2015 •	O03	Clarksville	L	16-40
2016 •	S24	Charleston	L	35-56
2017 •	N18	Clarksville	W	28-13
2018 •	N10	Charleston	L	21-52
2019 •	N23	Clarksville	W	35-7
2021 •	N06	Clarksville	W	42-26

EASTERN KENTUCKY

Overall: 7-47 H: 4-22 | A: 3-25

1959	O23	Richmond	L	7-21
1960	O22	Clarksville	L	13-27
1961	O21	Richmond	L	7-21
1962	O20	Clarksville	L	7-14
1963 •	S21	Richmond	L	0-14
1964 •	S19	Clarksville	W	26-0
1965 •	S18	Richmond	* L	30-35
1966 •	S17	Clarksville	L	15-33
1967 •	S29	Richmond	L	0-37
1968 •	O05	Clarksville	L	20-21
1969 •	O04	Richmond	L	10-29
1970 •	O03	Clarksville	L	7-38
1971 •	O02	Richmond	L	9-14
1972 •	S30	Clarksville	L	6-21
1973 •	S29	Richmond	L	7-24
1974 •	O05	Clarksville	L	9-22
1975 •	O04	Richmond	L	0-49
1976 •	O02	Clarksville	L	13-27
1977 •	O01	Richmond	W	20-17
1978 •	S30	Clarksville	L	0-14
1979 •	S29	Richmond	L	10-35
1980 •	O04	Clarksville	L	10-23
1981 •	O03	Richmond	L	14-41
1982 •	O02	Clarksville	L	18-27
1983 •	O01	Richmond	L	14-31
1984 •	S29	Clarksville	L	3-20
1985 •	O05	Richmond	L	10-20
1986 •	N01	Clarksville	L	17-27
1987 •	O31	Richmond	L	7-50
1988 •	O08	Clarksville	L	10-56
1989 •	O07	Richmond	L	20-45
1990 •	N03	Clarksville	L	14-38
1991 •	N16	Richmond	L	0-21
1992 •	N14	Clarksville	L	14-45
1993 •	S25	Richmond	L	7-48
1994 •	S24	Clarksville	L	14-27
1995 •	N11	Richmond	L	0-28
1996 •	N16	Clarksville	L	10-24
1997	S27	Richmond	L	3-56
2007 •	N10	Clarksville	L	14-28
2008 •	S27	Richmond	L OT	10-13
2009 •	O24	Clarksville	W	24-20
2010 •	N20	Richmond	L	3-17
2011 •	S24	Clarksville	W	23-17
2012 •	O13	Richmond	L	14-45
2013 •	O05	Richmond	L	3-38
2014 •	O04	Clarksville	L	0-31
2015 •	S26	Richmond	L	13-51
2016 •	N12	Clarksville	L	30-67
2017 •	N11	Richmond	W	31-24
2018 •	N03	Clarksville	L	13-17
2019 •	N02	Richmond	W OT	28-21
2021	S25	Richmond	L	27-35
2022 ♦	S24	Clarksville	W	31-20

FINDLAY

Overall: 1-1 H: 1-0 | A: 0-1

1967	O28	Findlay	L	0-14
1968	N02	Clarksville	W	47-20

FURMAN

Overall: 1-0 H: 1-0 | A: 0-0

2019 ▲	N30	Clarksville	W	42-6
--------	-----	-------------	---	------

GARDNER-WEBB

Overall: 0-2 H: 0-1 | A: 0-1

2007	S29	Boiling Springs	L	13-20
2008	S13	Clarksville	L	15-31

GEORGETOWN (D.C.)

Overall: 0-1 H: 0-0 | A: 0-1

1998	N14	Washington, D.C.	L	10-17
------	-----	------------------	---	-------

GEORGETOWN (KY.)

Overall: 1-0 H: 1-0 | A: 0-0

1949	S17	Clarksville	W	31-6
------	-----	-------------	---	------

GEORGIA

Overall: 0-1 H: 0-0 | A: 0-1

2018	S01	Athens	L	0-45
------	-----	--------	---	------

GEORGIA SOUTHERN

Overall: 0-1 H: 0-0 | A: 0-1

2008	S06	Statesboro	L	20-34
------	-----	------------	---	-------

HENDERSON STATE

Overall: 2-2 H: 1-1 | A: 1-1

1953	S26	Clarksville	W	34-6
1954	S25	Arkadelphia	W	19-13
1972	N23	Arkadelphia	L	8-34
1973	S08	Clarksville	L	7-17

ILLINOIS STATE

Overall: 0-3 H: 0-0 | A: 0-3

1990	O27	Normal	L	9-13
2009	S19	Normal	L	7-38
2014	S27	Normal	L	6-55

INDIANA STATE

Overall: 1-1 H: 0-0 | A: 1-1

1989	S16	Terre Haute	L	15-42
2007	S08	Terre Haute	W	32-17

JACKSONVILLE

Overall: 2-6 H: 0-4 | A: 2-2

1998	O03	Jacksonville	W	40-25
1999	O02	Clarksville	L OT	21-28
2000	S30	Jacksonville	L	24-28
2001 ^	S29	Clarksville	L	7-38
2002 ^	S28	Jacksonville	W	20-16
2003 ^	O18	Clarksville	L	0-30
2004 ^	O16	Jacksonville	L	14-31
2005 ^	O22	Clarksville	L	26-33

JACKSONVILLE STATE

Overall: 8-21-3 H: 4-9-2 | A: 4-12-1

1947	N01	Jacksonville	L	6-7
1948	O30	Clarksville	W	14-13
1949	O27	Jacksonville	L	7-19
1950	O28	Clarksville	T	13-13
1951	O27	Jacksonville	T	6-6
1952	O25	Clarksville	W	20-7
1953	O24	Jacksonville	W	47-16
1954	O23	Clarksville	T	14-14
1955	O22	Jacksonville	L	0-20
1956	O20	Clarksville	W	7-0
1957	O19	Jacksonville	L	0-20
1958	O18	Clarksville	L	6-8
1959	O17	Jacksonville	L	14-15
1960	O15	Clarksville	W	14-8
1961	O14	Jacksonville	L	6-21
1962	O27	Clarksville	L	13-23
1979	O13	Jacksonville	W	21-13

AUSTIN PEAY FOOTBALL

RESULTS & HISTORIES

2007 • O11	Clarksville	L	9-42
2008 • N01	Jacksonville	L	22-35
2009 • O31	Clarksville	L	10-28
2010 • O23	Jacksonville	L	3-56
2011 • O15	Clarksville	L	14-44
2012 • N10	Jacksonville	L	23-38
2013 • N02	Clarksville	L	10-42
2014 • N01	Jacksonville	L	0-56
2015 • O24	Clarksville	L	7-27
2016 • O15	Jacksonville	L	14-34
2017 • O07	Clarksville	L	14-34
2018 • S29	Jacksonville	L	32-48
2019 • S28	Clarksville	W	52-33
2020 • M28	Jacksonville	W	13-10
2022 ♦ O29	Clarksville	L	16-40

JAMES MADISON

Overall: 3-0	H: 1-0 A: 2-0		
1979 S01	Harrisonburg	W	10-6
1980 S20	Clarksville	W	21-3
1981 • S19	Harrisonburg	W	13-7

KANSAS STATE

Overall: 1-0	H: 0-0 A: 1-0		
1987 S05	Manhattan	W	26-22

KENNESAW STATE

Overall: 1-0	H: 0-0 A: 1-0		
2022 ♦ N12	Kennesaw	W	31-14

KENTUCKY

Overall: 0-1	H: 0-0 A: 0-1		
2016 N19	Lexington	L	13-49

KENTUCKY STATE

Overall: 8-0	H: 7-0 A: 1-0		
1981 S12	Clarksville	W	24-14
1982 S11	Frankfort	W	31-24
1983 S17	Clarksville	W	20-14
1984 S15	Clarksville	W	14-0
1985 N02	Clarksville	W	48-0
1986 S20	Clarksville	W	24-7
1988 S03	Clarksville	W	20-14
1991 S21	Clarksville	W	17-6

KENTUCKY WESLEYAN

Overall: 6-0	H: 4-0 A: 2-0		
1994 S01	Clarksville	W	62-7
1999 O23	Clarksville	W	38-28
2000 O21	Owensboro	W	42-31
2001 O20	Clarksville	W	59-7
2002 O19	Owensboro	W	23-21
2003 S27	Clarksville	W	50-10

KNOXVILLE COLLEGE

Overall: 2-0	H: 2-0 A: 0-0		
1992 S12	Clarksville	W	31-7
1993 S11	Clarksville	W	28-19

LAMBUTH

Overall: 1-0	H: 1-0 A: 0-0		
1932 O22	Clarksville	W	14-2

MARS HILL

Overall: 3-0	H: 2-0 A: 1-0		
1976 S18	Clarksville	W	22-0
1977 S17	Mars Hill	W	17-15
1979 N17	Clarksville	W	27-6

MARYVILLE (TENN.)

Overall: 2-0	H: 1-0 A: 1-0		
1949 N05	Clarksville	W	20-14
1950 N04	Maryville	W	35-0

MEMPHIS

Overall: 0-7	H: 0-1 A: 0-6		
<i>As Memphis State</i>			
1940 S21	Memphis	L	0-40
1941 N21	Clarksville	L	0-26
1947 N22	Memphis	L	0-40
1956 O13	Memphis	L	19-42
1957 O05	Memphis	L	0-41
<i>As Memphis</i>			
2011 S17	Memphis	L	6-27
2014 A30	Memphis	L	0-63

MERCER

Overall: 1-3	H: 0-2 A: 1-1		
2014 O11	Macon	L	21-49
2015 S05	Clarksville	L	7-28
2016 O22	Clarksville	L	34-41
2019 S14	Macon	W	48-34

MIAMI (OHIO)

Overall: 0-1	H: 0-0 A: 0-1		
2017 S09	Oxford	L	10-31

MIDDLE TENNESSEE

Overall: 12-39-2	H: 5-17-1 A: 7-22-1		
1936 N07	Murfreesboro	L	0-27
1937 N05	Murfreesboro	L	0-19
1940 O04	Murfreesboro	L	6-35
1941 O10	Murfreesboro	L	0-28
1946 O17	Murfreesboro	L	9-42
1947 O16	Clarksville	L	0-33
1950 O13	Murfreesboro	L	14-34
1951 O13	Clarksville	L	6-27
1954 O08	Murfreesboro	T	7-7
1955 O08	Clarksville	T	14-14
1956 S21	Murfreesboro	L	20-38
1957 N02	Clarksville	L	0-14
1958 S20	Murfreesboro	L	0-12
1959 S19	Murfreesboro	L	0-36
1960 S17	Murfreesboro	L	0-6
1961 S16	Clarksville	L	7-40
1962 S15	Murfreesboro	L	0-28
1963 • N02	Clarksville	L	0-27
1964 • O31	Murfreesboro	W	9-7
1965 • O30	Clarksville	L	20-24
1966 • O29	Murfreesboro	W	13-7
1967 • O21	Clarksville	L	20-34
1968 • O26	Murfreesboro	W	46-13
1969 • O25	Clarksville	W	20-17
1970 • O24	Murfreesboro	L	0-44
1971 • O23	Clarksville	L	7-19
1972 • O21	Murfreesboro	L	6-24
1973 • O20	Clarksville	L	20-23
1974 • O26	Murfreesboro	L	16-45
1975 • O25	Clarksville	W	17-13
1976 • O30	Murfreesboro	W	21-9
1977 • O29	Clarksville	L	6-15
1978 • O28	Murfreesboro	W	28-17
1979 • O27	Clarksville	W	31-14
1980 • O25	Murfreesboro	W	7-3
1981 • O24	Clarksville	W	14-9
1982 • O23	Murfreesboro	L	7-24
1983 • O22	Clarksville	L	17-31

1984 • O20	Murfreesboro	W	16-7
1985 • O26	Clarksville	L	14-17
1986 • O04	Clarksville	W	OT 7-0
1987 • O03	Murfreesboro	L	16-38
1988 • O22	Clarksville	L	0-36
1989 • O21	Murfreesboro	L	7-46
1990 • O20	Clarksville	L	7-56
1991 • O12	Clarksville	L	8-23
1992 • O10	Murfreesboro	L	10-49
1993 • N06	Murfreesboro	L	10-44
1994 • N05	Clarksville	L	3-28
1995 • O07	Clarksville	L	0-43
1996 • O12	Murfreesboro	L	14-50
1997 N08	Murfreesboro	L	10-59
2010 S11	Murfreesboro	L	33-56

MILLIGAN

Overall: 0-2	H: 0-0 A: 0-2		
1940 S26	Johnson City	L	0-12
1950 O21	Johnson City	L	6-7

MILLIKIN

Overall: 2-0	H: 1-0 A: 1-0		
1950 N18	Clarksville	W	35-6
1952 N15	Decatur	W	40-7

MISSISSIPPI

Overall: 0-1	H: 0-1 A: 0-1		
2021 S11	Oxford	L	17-54

MISSISSIPPI VALLEY STATE

Overall: 1-0	H: 1-0 A: 0-0		
2022 S10	Clarksville	W	41-0

MISSOURI S&T

Overall: 0-2	H: 0-1 A: 0-1		
<i>As Missouri-Rolla</i>			
2005 O29	Clarksville	L	3-45
2006 O14	Rolla	L	14-21

MISSOURI STATE

Overall: 0-2	H: 0-1 A: 0-1		
<i>As Southwest Missouri State</i>			
1989 S23	Clarksville	L	3-41
1990 S22	Springfield	L	7-24

MISSOURI VALLEY

Overall: 0-1	H: 0-1 A: 0-0		
1955 O14	Clarksville	L	2-20

MONTANA STATE

Overall: 0-1	H: 0-0 A: 0-1		
2019 ▲ D14	Bozeman	L	10-24

MOREHEAD STATE

Overall: 20-27	H: 12-9 A: 8-18		
1962 O13	Morehead	L	7-36
1963 • O19	Clarksville	L	0-7
1964 • O17	Morehead	L	13-14
1965 • O16	Clarksville	W	26-21
1966 • O15	Morehead	L	10-21
1967 • O07	Morehead	W	10-8
1968 • O12	Clarksville	W	17-16
1969 • O11	Morehead	L	18-29
1970 • O10	Clarksville	L	6-24
1971 • O09	Morehead	L	0-22
1972 • O07	Clarksville	L	21-31
1973 • O06	Morehead	L	22-23
1974 • O12	Clarksville	W	17-15

AUSTIN PEAY FOOTBALL

RESULTS & HISTORIES

1975 • 011	Morehead	W	20-10
1976 • 009	Clarksville	W	27-13
1977 • 008	Morehead	W	21-7
1978 • 007	Clarksville	W	19-16
1979 • 006	Morehead	L	0-7
1980 • 011	Clarksville	W	23-21
1981 • 010	Morehead	W	42-28
1982 • 009	Clarksville	W	17-16
1983 • 008	Morehead	W	14-3
1984 • 006	Clarksville	W	21-14
1985 • 012	Morehead	W	14-10
1986 • 011	Morehead	L	10-27
1987 • 010	Clarksville	W OT	20-13
1988 • 029	Morehead	L	6-43
1989 • 028	Clarksville	* L	22-23
1990 • 013	Morehead	L	7-34
1991 • N02	Morehead	L	14-33
1992 • 031	Clarksville	L	34-41
1993 • 023	Morehead	L	10-23
1994 • 022	Clarksville	W	73-6
1995 • 028	Morehead	L	13-26
1997 S04	Morehead	L	43-55
1998 S03	Clarksville	L	21-44
1999 031	Morehead	L	7-47
2000 028	Clarksville	L	10-73
2001 ^ 027	Morehead	L	24-29
2002 ^ 026	Clarksville	L	25-45
2003 ^ 011	Morehead	L	0-49
2004 ^ 009	Clarksville	L	14-28
2005 ^ 015	Morehead	L	12-44
2006 N11	Morehead	W	23-21
2017 S16	Clarksville	W	69-13
2018 S15	Morehead	W	78-40
2021 S18	Clarksville	W	59-35

* - Morehead State forfeited its 1989 victory against Austin Peay following season's end.

MURRAY STATE

Overall: 20-36	H: 13-15	A: 7-21	
1953 N14	Clarksville	L	13-33
1954 N13	Murray	L	7-44
1955 N12	Clarksville	L	13-20
1956 N10	Murray	L	27-33
1963 • S28	Murray	L	0-14
1964 • S25	Clarksville	W	26-10
1965 • S25	Murray	W	23-6
1966 • S24	Clarksville	W	49-0
1967 • N04	Murray	W	37-20
1968 • N09	Clarksville	W	56-35
1969 • N08	Murray	L	41-53
1970 • N07	Clarksville	W	45-7
1971 • N06	Murray	L	6-16
1972 • N04	Clarksville	W	33-20
1973 • N03	Murray	L	19-31
1974 • N09	Clarksville	L	8-16
1975 • N08	Murray	L	10-14
1976 • N06	Clarksville	L	13-23
1977 • N05	Murray	W	13-0
1978 • N04	Clarksville	W	23-17
1979 • N03	Murray	L	10-24
1980 • N08	Clarksville	W	24-0
1981 • N07	Murray	L	29-34
1982 • N06	Clarksville	L	7-21
1983 • N05	Clarksville	W	17-16
1984 • N03	Murray	L OT2	13-20
1985 • N09	Clarksville	L	6-14
1986 • N22	Clarksville	L	14-24
1987 • N21	Murray	L	0-40
1988 • N19	Clarksville	L	3-19

1989 • N18	Murray	L	43-49
1990 • N17	Clarksville	L OT3	24-31
1991 • N23	Clarksville	W	27-9
1992 • 003	Murray	L	10-27
1993 • 009	Murray	L	14-38
1994 • 008	Clarksville	L	14-29
1995 • S30	Clarksville	L	17-45
1996 • 005	Murray	L	7-51
1997 012	Murray	L	0-51
2005 N12	Murray	L	6-42
2007 • N17	Murray	W	23-17
2008 • 004	Clarksville	L	12-32
2009 • N07	Murray	L	17-27
2010 • N13	Clarksville	L	35-61
2011 • N12	Murray	L	24-56
2012 • 006	Clarksville	L	14-52
2013 • 018	Murray	L	3-31
2014 • 018	Clarksville	W	20-13
2015 • 010	Murray	L	18-34
2016 • 001	Clarksville	L	17-45
2017 • S23	Murray	W	27-7
2018 • N17	Clarksville	W	48-23
2019 • N16	Murray	W	42-7
2020 • A03	Clarksville	W	34-31
2021 • 023	Murray	W	47-6
2022 015	Clarksville	W	52-17

NEWBERRY

Overall: 1-0	H: 1-0	A: 0-0	
2009 S05	Clarksville	W	34-23

NICHOLLS STATE

Overall: 1-3	H: 1-1	A: 0-2	
1976 023	Thibodaux	L	0-7
1977 022	Clarksville	L	13-15
1980 018	Clarksville	W	35-16
1984 S22	Thibodaux	L	6-31

NORTH ALABAMA

formerly Florence State			
Overall: 7-13	H: 4-6	A: 3-7	
As Florence State			
1949 N26	Florence	W	27-6
1950 S30	Clarksville	W	6-0
1951 S29	Florence	L	7-27
1952 S27	Clarksville	L	0-9
1953 003	Florence	L	13-14
1954 002	Clarksville	L	7-13
1955 001	Florence	L	7-13
1956 S29	Clarksville	W	19-6
1957 N16	Florence	L	13-40
1958 N22	Clarksville	L	13-20
1959 N14	Florence	L	8-22
1960 N12	Clarksville	L	34-35
1961 N11	Florence	L	8-14
1962 N10	Clarksville	L	0-17
As North Alabama			
1974 019	Clarksville	W	20-14
1975 018	Florence	L	6-23
1976 016	Clarksville	W	21-14
1977 015	Florence	W	13-6
1978 014	Clarksville	L	6-10
2022 ♦ N05	Florence	W	38-35

NORTH CAROLINA CENTRAL

Overall: 1-0	H: 1-0	A: 0-0	
2019 A29	Clarksville	W	41-10

NORTH DAKOTA STATE

Overall: 0-1	H: 0-0	A: 0-1	
2008 A28	Fargo	L	6-41

NORTH GREENVILLE

Overall: 0-1	H: 0-1	A: 0-0	
2006 N04	Clarksville	L	35-44

NORTHWOOD (MICH.)

Overall: 1-1	H: 1-0	A: 0-1	
1970 031	Clarksville	W	24-14
1971 030	Midland	L	14-17

OHIO

Overall: 0-1	H: 0-0	A: 0-1	
2013 S21	Athens	L	0-38

PITTSBURGH

Overall: 0-1	H: 0-0	A: 0-1	
2020 S12	Pittsburgh	L	0-55

PRESBYTERIAN

Overall: 2-1	H: 2-1	A: 0-0	
1955 S24	Clarksville	L	7-13
2018 S08	Clarksville	W	24-0
2022 S03	Clarksville	W	63-0

ROSE-HULMAN

Overall: 1-1	H: 1-0	A: 0-1	
As Rose Polytechnic			
1940 N22	Clarksville	W	14-7
1941 004	Terre Haute	L	7-22

SACRAMENTO STATE

Overall: 1-0	H: 0-0	A: 1-0	
2019 ▲ D07	Sacramento	W	42-28

SAMFORD

Overall: 1-8	H: 0-3	A: 1-5	
1990 S29	Birmingham	L	9-28
1994 N12	Birmingham	L	36-43
1995 S09	Clarksville	L	32-42
1996 S14	Birmingham	L	10-12
1997 S13	Clarksville	L	13-21
1998 S12	Birmingham	L	7-47
1999 S11	Clarksville	L	0-51
2006 S14	Birmingham	L	10-17
2007 • 020	Birmingham	W	28-25

SOUTH FLORIDA

Overall: 0-1	H: 0-0	A: 0-1	
2000 N18	Tampa	L	0-59

SOUTHEAST MISSOURI

Overall: 9-17	H: 4-10	A: 5-7	
1953 N06	Cape Girardeau	L	6-19
1965 002	Clarksville	W	50-7
1966 001	Cape Girardeau	W	28-27
1991 • S28	Clarksville	W	24-21
1992 • S26	Cape Girardeau	W	21-16
1993 • 030	Clarksville	L	7-17
1994 • 029	Cape Girardeau	L	10-31
1995 • S23	Clarksville	L	23-38
1996 • S28	Cape Girardeau	L	13-17
1997 N01	Clarksville	L	0-31
2006 S02	Clarksville	L	13-38
2007 • N03	Cape Girardeau	W OT2	34-31
2008 • N22	Clarksville	L	30-33
2009 • 010	Cape Girardeau	W	24-14

AUSTIN PEAY FOOTBALL

RESULTS & HISTORIES

2010 • 016	Clarksville	L	24-41
2011 • 022	Cape Girardeau	L	13-17
2012 • 027	Clarksville	L	27-48
2013 • N16	Clarksville	L	34-36
2014 • N15	Clarksville	L	7-42
2015 • N07	Clarksville	L	15-44
2016 • 029	Cape Girardeau	L	21-41
2017 • 021	Clarksville	W	38-31
2018 • 013	Cape Girardeau	L	27-31
2019 • 012	Clarksville	W	28-24
2020 • M14	Cape Girardeau	W OT2	49-42
2021 • 009	Clarksville	L	14-30

SOUTHERN ILLINOIS

Overall: 2-5	H: 1-3 A: 1-2		
1938 N19	Carbondale	W	12-9
1939 N18	Clarksville	W	25-6
1957 S21	Clarksville	L	12-25
1986 S06	Carbondale	L	17-24
1987 S19	Clarksville	L	3-10
1991 S14	Clarksville	L	17-21
1992 S19	Carbondale	L	7-37

SOUTHERN MISS

Overall: 0-1	H: 0-0 A: 0-1		
2015 S12	Hattiesburg	L	6-52

ST. JOSEPH'S (IND.)

Overall: 2-3	H: 1-2 A: 1-1		
2001 N03	Clarksville	L	14-17
2002 N02	Rensselaer	W	45-0
2003 N01	Clarksville	W	17-0
2004 O23	Rensselaer	L	12-50
2005 N05	Clarksville	L	14-42

STILLMAN

Overall: 0-1	H: 0-0 A: 0-1		
2004 N13	Tuscaloosa	L	17-24

TEMPLE

Overall: 0-1	H: 0-0 A: 0-1		
1990 S15	Philadelphia, Pa.	L	0-28

TENNESSEE

Overall: 0-1	H: 0-0 A: 0-1		
2013 A31	Knoxville	L	0-45

TENNESSEE STATE

Overall: 10-15	H: 7-6 A: 3-9		
■ - Game played at LP Field (2006-15)/Nissan Stadium (2016-current)			
1988 • N05	Clarksville	W	16-12
1989 • N04	Nashville	L	10-38
1990 • 006	Clarksville	L	7-33
1991 • 026	Clarksville	W	31-17
1992 • 024	Nashville	L	14-35
1993 • 016	Clarksville	L	16-21
1994 • 015	Nashville	L	22-26
1995 • 021	Clarksville	W	28-6
1996 • 026	Nashville	L	14-38
2007 • S15	Clarksville	L OT	32-33
2008 • 018	Nashville ■	L	34-37
2009 • N14	Clarksville	W	24-21
2010 • S18	Nashville ■	W	26-23
2011 • 001	Clarksville	W	37-34
2012 • S15	Nashville	L	14-34
2013 • N09	Nashville	L	6-31
2014 • N08	Clarksville	L	27-31
2015 • 031	Nashville	L	6-20

2016 • N05	Clarksville	L	40-41
2017 • 014	Nashville ■	W	21-17
2018 • 006	Clarksville	W	49-34
2019 • 019	Nashville ■	L	24-26
2020 • F28	Clarksville	W	27-20
2021 • 002	Clarksville	L	22-24
2021 • N13	Nashville ■	W	36-7

TENNESSEE TECH

Overall: 22-32	H: 10-16 A: 12-16		
1939 N03	Cookeville	L	0-25
1954 N06	Clarksville	L	13-27
1955 N05	Cookeville	L	6-37
1956 006	Clarksville	L	7-17
1963 • N16	Cookeville	L	13-28
1964 • N14	Clarksville	W	29-0
1965 • N13	Cookeville	W	23-12
1966 • N12	Clarksville	W	20-15
1967 • N11	Cookeville	L	13-38
1968 • N16	Clarksville	L	0-10
1969 • N15	Cookeville	L	20-56
1970 • N14	Clarksville	W	10-6
1971 • N13	Cookeville	L	12-37
1972 • N11	Clarksville	L	7-19
1973 • N10	Cookeville	L	12-31
1974 • N16	Clarksville	L	7-28
1975 • N15	Cookeville	L	0-20
1976 • N13	Clarksville	L	13-31
1977 • N12	Cookeville	W	24-21
1978 • N11	Clarksville	L	14-28
1979 • N10	Cookeville	W	21-14
1980 • N15	Clarksville	W	13-10
1981 • N14	Cookeville	L	24-29
1982 • N13	Clarksville	W	31-27
1983 • N12	Cookeville	W	21-7
1984 • N10	Clarksville	W	27-7
1985 • N16	Cookeville	W	24-20
1986 • N15	Cookeville	W	23-13
1987 • S26	Clarksville	L	9-14
1988 • N12	Cookeville	W	10-6
1989 • N11	Clarksville	L	15-17
1990 • N10	Cookeville	L OT	14-20
1991 • 019	Cookeville	L	7-32
1992 • 017	Clarksville	L	0-10
1993 • 002	Clarksville	L	17-35
1994 • 001	Cookeville	W	34-27
1995 • 014	Cookeville	W	20-17
1996 • 019	Clarksville	L	17-23
1997 004	Clarksville	L	3-36
2007 • 006	Cookeville	W	30-27
2008 • 025	Clarksville	W	31-28
2009 • 003	Cookeville	L	23-31
2010 • 009	Clarksville	L	21-34
2011 • N19	Cookeville	L	7-49
2012 • N17	Clarksville	W	38-31
2013 • N23	Cookeville	L	0-34
2014 • N22	Clarksville	L	15-41
2015 • N14	Cookeville	L	24-42
2016 • S10	Clarksville	L	7-41
2017 • N04	Cookeville	W	35-28
2018 • 027	Clarksville	W	41-10
2019 • 026	Cookeville	W	58-21
2020 • F21	Cookeville	L	21-27
2021 • N20	Clarksville	W	48-20

TENNESSEE WESLEYAN

Overall: 3-2-1	H: 3-0 A: 0-2-1		
1938 N05	Athens	T	6-6
1941 N15	Clarksville	W	24-6
1946 S21	Athens	L	0-6
1947 S20	Clarksville	W	6-0
1948 N25	Athens	L	13-14
1949 015	Clarksville	W	64-19

THE CUMBERLANDS

Overall: 0-1	H: 0-1 A: 0-0		
2006 021	Clarksville	L OT	26-27

TOLEDO

Overall: 0-1	H: 0-0 A: 0-1		
1988 015	Toledo	L	14-38

TROY

Overall: 7-9-1	H: 3-1-1 A: 4-7 N: 0-1		
As Troy State			
1947 009	Clarksville	L	7-13
1948 009	Troy	W	18-7
1949 022	Dothan (N)	L	0-6
1951 N10	Clarksville	L	13-20
1952 N08	Troy	W	26-7
1956 027	Troy	L	13-14
1957 026	Clarksville	W	33-0
1958 N01	Troy	W	12-10
1959 031	Clarksville	L	7-13
1960 029	Troy	W	13-7
1961 028	Clarksville	W	21-6
1969 S20	Clarksville	T	16-16
1970 S19	Troy	L	0-28
1971 S18	Clarksville	W	34-0
1972 S16	Troy	L	0-27
2002 005	Troy	L	3-41
As Troy			
2016 S03	Troy	L	17-57

TUSCULUM

Overall: 1-0	H: 1-0 A: 0-0		
1998 N07	Clarksville	W	20-7

UNION (TENN.)

Overall: 5-6	H: 2-3 A: 2-3 N: 1-0		
1937 S23	Clarksville	L	19-20
1938 S29	Jackson	L	0-19
1939 S28	Clarksville	L	6-33
1940 S27	Jackson	L	0-28
1941 S26	Jackson	L	0-34
1947 # S27	Clarksville	L	7-26
1948 # S25	Jackson	W	18-7
1949 S24	Clarksville	W	20-0
1950 S21	Jackson	W	28-13
1951 020	Clarksville	W	56-0
1952 018	Paris (N)	W	40-7

UT MARTIN

Overall: 27-40-2	H: 16-21-1 A: 11-19-1		
As UT Junior College			
1930 N14	Clarksville	L	0-30
1931 N26	Martin	T	0-0
1932 N05	Clarksville	T	6-6
1936 016	Martin	L	0-18
1936 N13	Clarksville	L	0-32
1937 022	Martin	L	14-20
1938 020	Clarksville	W	14-13
1939 020	Clarksville	W	7-0
1940 018	Clarksville	W	20-0

AUSTIN PEAY FOOTBALL

RESULTS & HISTORIES

1941	O17	Martin	W	13-0
1946	O12	Clarksville	W	33-0
1946	N08	Martin	W	14-0
1947	N15	Clarksville	W	20-7
1948	N12	Martin	W	39-0
<i>As Tennessee-Martin</i>				
1959	N21	Clarksville	L	10-21
1960 #	O01	Martin	L	7-13
1961 #	S30	Clarksville	L	7-14
1962 #	S29	Martin	L	0-16
1963	N23	Clarksville	W	20-6
1964	N21	Martin	W	35-0
1965	N20	Clarksville	W	49-0
1966	N19	Martin	W	17-13
1967	N23	Clarksville	L	6-47
1968	N28	Martin	W	9-7
1969	S13	Clarksville	L	6-7
1970	O17	Martin	L	21-22
1971	O16	Clarksville	L	3-17
1972	O14	Martin	W	18-6
1973	O27	Clarksville	L	0-26
1974	N02	Martin	L	26-31
1975	N01	Clarksville	L	15-24
1976	S11	Martin	L	0-24
1977	S10	Clarksville	L	10-23
1978	S09	Martin	W	21-14
1979	S08	Clarksville	W	34-7
1980	S13	Martin	L	20-24
1981	N21	Clarksville	W	28-14
1982	S18	Clarksville	L	14-17
1983	S10	Martin	W	45-6
1984	S08	Clarksville	W	13-10
1985	S14	Martin	W	13-7
1986	S13	Clarksville	W	36-0
1987	S12	Martin	L	10-30
1989	S09	Martin	L	0-21
1990	S08	Clarksville	L	10-24
1991	N09	Martin	L	28-34
1992 •	N21	Clarksville	W	32-18
1993 •	N20	Clarksville	L OT2	33-39
1994 •	N19	Martin	W	27-21
1995 •	N18	Martin	L	28-31
1996 •	N23	Clarksville	W	55-24
1997	N15	Clarksville	L	26-36
2003	A28	Martin	L	20-21
2004	S18	Clarksville	L	14-31
2006	S30	Clarksville	L	10-20
2007 •	S22	Clarksville	W	17-14
2008 •	S20	Clarksville	L	17-31
2009 •	N21	Martin	L	38-48
<i>As UT Martin</i>				
2010 •	N06	Clarksville	L	12-28
2011 •	O08	Martin	L	23-61
2012 •	S22	Clarksville	L	6-31
2013 •	O26	Clarksville	L	14-38
2014 •	O25	Martin	L	7-37
2015 •	O17	Clarksville	L	14-44
2016 •	O08	Martin	L	31-45
2017 •	S30	Clarksville	W	7-0
2018 •	S22	Martin	L	7-37
2019 •	N09	Clarksville	W	38-24
2020 •	M21	Clarksville	L	34-37
2021 •	O30	Martin	L	16-17

UT SOUTHERN

Overall: 3-0 H: 3-0 A: 0-0				
<i>As Martin College</i>				
1938	O27	Clarksville	W	51-0
1939	S23	Clarksville	W	31-0
1940	N08	Clarksville	W	7-0

VALPARAISO

Overall: 3-5 H: 2-2 A: 1-3				
1998	N21	Valparaiso	L	0-39
1999	N20	Clarksville	L	23-52
2000	S23	Valparaiso	L	28-35
2001	S22	Clarksville	W	37-13
2002	N16	Valparaiso	W	28-24
2003	S13	Clarksville	L	14-38
2004	S11	Valparaiso	L	14-24
2005	O01	Clarksville	W	30-20

VANDERBILT

Overall: 0-2 H: 0-0 A: 0-2				
2013	S07	Nashville	L	3-38
2015	S19	Nashville	L	7-47

VIRGINIA TECH

Overall: 0-1 H: 0-0 A: 0-1				
2012	S08	Blacksburg	L	7-42

VIRGINIA-WISE

Overall: 2-1 H: 1-0 A: 1-1				
1999	N06	Wise	L	28-34
2000	N04	Clarksville	W	35-25
2001	O06	Wise	W	35-26

VMI

Overall: 0-1 H: 0-0 A: 0-1				
2003	N08	Lexington	L	7-48

WEST ALABAMA

Overall: 3-0 H: 2-0 A: 1-0				
<i>As Livingston State</i>				
1978	O21	Livingston	W	13-3
1979	O20	Clarksville	W	14-0
1985	S21	Clarksville	W	28-22

WESTERN KENTUCKY

Overall: 6-36-1 H: 6-15-0 A: 0-21-1				
1940	N16	Bowling Green	L	0-20
1941	S19	Clarksville	L	0-38
1946	O04	Clarksville	L	6-27
1958	N15	Bowling Green	L	16-34
1959	O10	Clarksville	L	12-20
1960	O08	Bowling Green	L	6-34
1961	O07	Clarksville	L	6-26
1962	O06	Bowling Green	L	13-21
1963 •	O12	Clarksville	L	14-34
1964 •	O10	Bowling Green	T	6-6
1965 •	O09	Clarksville	W	38-6
1966 •	O08	Bowling Green	L	3-7
1967 •	S23	Clarksville	L	6-31
1968 •	S28	Bowling Green	L	0-42
1969 •	S27	Clarksville	W	28-27
1970 •	S26	Bowling Green	L	9-28
1971 •	S25	Clarksville	L	7-46
1972 •	S23	Bowling Green	L	7-28
1973 •	S22	Clarksville	L	0-28
1974 •	S28	Bowling Green	L	7-35
1975 •	S27	Clarksville	L	3-30
1976 •	S25	Bowling Green	L	7-12
1977 •	S24	Clarksville	W	21-3

1978 •	S23	Bowling Green	L	13-17
1979 •	S22	Clarksville	L	20-24
1980 •	S27	Bowling Green	L	14-20
1981 •	S26	Clarksville	L	0-28
1982	S25	Bowling Green	L	15-33
1983	S24	Clarksville	W	13-3
1986	O25	Clarksville	L	20-34
1987	O24	Clarksville	L	0-27
1988	O01	Bowling Green	L	3-28
1989	S30	Bowling Green	L	0-49
1991	S07	Clarksville	W	18-14
1993	S18	Clarksville	L	27-28
1994	S17	Bowling Green	L	3-21
1995	S16	Clarksville	W	38-34
1996	S21	Clarksville	L	2-34
1997	S20	Bowling Green	L	7-53
1998	S26	Bowling Green	L	14-56
2006	N18	Bowling Green	L	14-24
2012	S01	Bowling Green	L	10-49
2022	A27	Bowling Green	L	27-38

WISCONSIN

Overall: 0-1 H: 0-0 A: 0-1				
2010	S25	Madison, Wis.	L	3-70

YOUNGSTOWN STATE

Overall: 2-7 H: 2-2 A: 0-5				
1973	S15	Clarksville	W	16-7
1974	S14	Youngstown	L	7-24
1982 •	O16	Clarksville	L	9-31
1983 •	O15	Youngstown	L	19-41
1984 •	O13	Clarksville	L OT	13-16
1985 •	O19	Youngstown	L	14-35
1986 •	O18	Clarksville	W	13-10
1987 •	O17	Youngstown	L	18-20
2009	S12	Youngstown	L	21-38

AUSTIN PEAY FOOTBALL

ROSTER HISTORY

ALL-TIME HEAD COACHES

Coach	Seasons	Overall	Pct.	Conference	Pct.
Scott Alden	1930-32	9-8-5	.523	—	—
Fred D. Brown	1936-41	19-39-1	.382	—	—
David B. Aaron	1946-54	44-35-6	.553	—	—
Ken Cooper	1955-57	11-19-1	.371	—	—
Earl Gartman	1958-59	4-16-0	.200	—	—
Art Van Tone	1960-62	4-26-0	.133	—	—
Bill Dupes	1963-72	*39-59-2	.400	26-43-1	.373
Jack Bushofsky	1973-76	13-29-1	.314	8-19-1	.304
James "Boots" Donnelly	1977-78	14-7-0	.667	9-4-0	.692
Watson Brown	1979-80	14-8-0	.634	7-6-0	.538
Emory Hale	1981-87	33-42-0	.440	18-31-0	.367
Paul Brewster	1988-89	*3-19-0	.136	3-9-0	.250
John Palermo	1990	0-11-0	.000	0-6-0	.000
Roy Gregory	1991-96	17-49-0	.258	10-36-0	.217
Bill Schmitz	1997-02	19-46-0	.292	†1-5-0	.167
Carroll McCray	2003-06	11-33-0	.250	†2-7-0	.222
Rick Christophel	2007-12	20-46-0	.303	14-34-0	.292
Kirby Cannon	2013-15	1-34-0	.029	1-15-0	.042
Will Healy	2016-18	13-21-0	.382	10-14-0	.417
Mark Hudspeth	2019	11-4-0	.733	7-1-0	.875
Marquase Lovings	2020 (interim)	0-3-0	.000	—	—
Scotty Walden	2020-	17-11-0	.607	11-6-0	.647

The records on this page are determined by the on-field result, per NCAA policy. Forfeited decisions in 1965 and 1989 (noted with an asterisk above) were assessed after the season was completed and are reflected in the conference record as they factored into the conference standings in their respective seasons. †-Indicates conference record as a member of the Pioneer Football League (2001-05), all other conference records are as a member of the Ohio Valley Conference (1963-96, 2007-21), ASUN Conference (2022), and United Athletic Conference (2023-present).

GOVERNORS COACHES BY WINS

Coach	Seasons	Wins
David B. Aaron	9	44
Bill Dupes	10	39
Emory Hale	7	33
Rick Christophel	6	20
Bill Schmitz	6	19
Fred D. Brown	6	19
Scotty Walden	3	17
Roy Gregory	6	17
Watson Brown	2	14
James Donnelly	2	14
Jack Bushofsky	4	13
Will Healy	3	13
Carroll McCray	4	11
Ken Cooper	3	11
Mark Hudspeth	1	11
Scott Alden	3	9
Art Van Tone	3	4
Paul Brewster	2	3
Earl Gartman	2	4
Kirby Cannon	3	1
John Palermo	1	0
Marquase Lovings	1	0

AUSTIN PEAY FOOTBALL

ROSTER HISTORY

ALL-TIME ASSISTANT COACHES

This list of assistant coaches includes all full-time assistant coaches and does not include graduate assistants or student assistants. Offensive coordinators are indicated by “#” and defensive coordinators with a “\$”.

Dale Adams	1980-81	Eddie Huff \$	1988	Ed Smith #	1991-96
David Armstrong	1992-96	Brandon Jackson	2018	George Smith	1973-75
Bob Ateca #	2003-07	John Jennings	1977-78	Lanear Sampson #	2022
Brian Baca	2020-21	Chris Johanssen	1988-89	Ryan Stanchek #	2022
Bill Baker	1973	Greg Johnson	1981-84	Al Starnes	1989
Davd Bibee	1981-83	Chris Jones \$	2021-22	Ryan Sulkowski	2002
Chris Black	2000	Ken Jones #	2003-04	Fred Tate	2018
John Bowels \$	1982-84	Tom Jones #	1973-75	Ryan Taylor	2008-11
John Bowers \$	1984-87	Brandon Jordan	2013-15	Ryan Taylor	2005
Dominique Bowman \$	2019	Chris Kappas \$	2020-22	Chris Taylor	2002
Les Boyum	1990	Jacob Kinsley	2004	Art Thirus	2001
Paul Brewster	1981-87	Charlie Knapke	2001-02	Ray Thomas	1963-72
Bobby Brockley	2014-15	Jim Lane \$	1963-72	Louis Thompson	1979-80
Richard Brown	1973-75	Marquase Lovings	2019	Max Thurmond	2016-16
Kirk Bryant	2020-21	Greg Mantooth #	1979-80	Jack Tomayko	1974-76
Davis Buescher #	1986-87	Bobby Marcum	1979-80	Ben Treloar #	1991-92
Chad Bumphis	2019	Mike Markuson	1990	Tyler Trent	2010-11
Ed Bunio \$	1973-78	Ken Matous #	1990	Randy Troupe	1976
Stan Burns	1980-81	John McCleod	1987-88	Shane Tucker	2020
Adam Caine	2003	Sam McCorkle \$	1992-93	Zane Vance	1986-87
Nick Calcutta	1997-99	Josh McKillip	2001	Ryan Wallace	2016
Chad Candeto	2019	Jourdan McNeill	2020-22	Kyran Weaver	2013-15
Tegano Carmen	1976-77	Ruffin McNeill	1987	Turner West	2018
Martels Carter	2000	Drew Meyers	2000	Marcus West \$	2016-17
Rick Christophel	1979-81	Jim Michael	1966	Everett Withers	1988-990
J.J. Clark \$	2022	Eddy Morrissey	2019	Bob Wolfe \$	1999-00
Brian Claybern	2005	Bill Noll	2003	Mike Woodward	2001
Josh Cochran #	2020-21	Shannon O'Brien	1986-87	Mike Woodward	1997-98
Charlie Coiner	1988-99	Rod Ojong	2018	Matt Wright	2017-18
Brandon Cooper \$	2016-18	Tim Orr	1994	Ryan Yurachek	2022
Ron Cooper	1985-86	Jason Palermo	2012-15	Tim Zetts #	2019
Akeem Davis \$	2020-22	Danny Palmer	1991		
Robert Davis	2000	Joe Pappalardo	2022		
Sean Dawkins	2017	Jerry Partridge \$	1990		
Paul Derrick	2012	Todd Pinkston	2016-18		
Tommy Dillard	1967	Mark Powell	2019-21		
Pat Donohoe	2012-13	Rod Randolph	2002		
Leron Eaddy	2014-15	Kim Raynor	1984-85		
Joshua Eargle	2016-18	Kermit Reed	2001		
Granville Eastman \$	2003-13	Rick Reiprish	1973-76		
Russ Ehrenfeld	1985-87, 1995-96	Pete Rekestis \$	1997-98		
George Fisher	1958-61	Richard Renner	1999		
Tom Fiveash	1978	Mark Rhea	1997-99		
Jerry Flatt #	1963-72	Josh Richards #	2013-15		
Sid Fritts	1986-87	Josh Robert	2006-10		
Leon Garrett	1960-62	Curtis Rouse	1993-96		
Marcus Gildersleeve	2005-15	Joe Sanders	1976-78		
John Goeller	1976-77	Gordon Schultz	1962-61		
Luke Goodwin	2017-18	Keith Scott	2019-20		
Jay Graham	1979-80	Jim Scroggins	1968-69		
Charles “Chick” Graning #	1981-85	J.D. Sellers	2007-16		
Brendan Gregory	2006-08	Duke Shackelford	1977-78		
Garrett Hagin	1995-96	Vic Shealy \$	1988-89, 1993-94		
Andre Haley	1991-93	Gary Shephard	2011-12		
Steve Haywood \$	1998, 2000-10	Gary Shephard	1978-81		
Mike Hesler	1994-95	Brian Shirk	1999		
James Hite	2012-14	Dainon Sidney	2009-11		
Vince Hoch \$	1991-92	Austin Silvoy #	2020-21		
H.L. “Bubba” Hooker	1977-78	Terry Sims	1997-99		
Charles Huff	1994-96	Scott Skene	1991-92		

AUSTIN PEAY FOOTBALL

ROSTER HISTORY

B

Harris Blakley	1949-52
Frank Blick	1976
Rodney Bly	1984-87
LaMarcus Boales	2015
Bobby Boddie	1988-91
Tom Boggeln	1998
Ray Bonar	1997
James Bond	2015-16
Ed Booker	1993
Javier Booker	2013-14
Lionel Booker	1977
Neal Booker	1992-94
Darrien Boone	2014-15
Roderick Boose	1997-98
Herb Boschen	1962
Ben Boswell	1969-72
James Bosworth	2003-04
Merwin Bourne	1947-50
Darrell Bowie	1984-86
Dusty Bowling	1997
Bill Boyd	1953
Malik Boynton	2014-16
Dusty Brady	2006-08
Hunter Branch	2011-14
Coyle Branson	1936-37
Doyle Branson	1936-37
Jermer Braswell	2015-16
Steve Brewer	1976-78
Wayne Brewer	1961
Creson Briggs	1947-49
Charles Brigham	1979
Bert Britton	1998-01
Chad Broadrick	2005
Brent Brock	1999-00
Danny Brock	1977-80
Michael Brooks	1999-02
Richard Brooks	1986
Robbie Brooks	2002-03
Stanley Brooks	2006-09
Glyn Broome	1948-51
Roy Broster	1937-38
Jeff Browder	1979
Antonio Brown	1985
Bobby Brown	1952-55
Brandon Brown	1994
Bucky Brown	1955-56
Corey Brown	2017-18
David Brown	1948
Donald Brown	1978-80
Dontavious Brown	2010, 13
Elijah Brown	2017-21
John Brown	1982
Mylin Brown	2021
O.C. Brown	2012
Robert Brown	1972
Russell Brown	1978-79
Wayne Brown	1961-63
L.A. Browning	1937
Tony Brunetti	1989-92
Bill Bryan	1932
Jerry Bryant	1978-80
Jerry Bryant	1984-85

Juantarius Bryant	2016-19
Rob Bryant	2011-13
Bob Buchanan	1939
Kevis Buckley	2006-09
Jeff Buffaloe	1988-89
Brad Buky	1973-74
Clayton Bullard	2005-08
Steve Bullard	1977-78
Gerard Bullock	2022
Reese Bulmash	2010-13
Ed Bunio	1962-64
Charles Burchett	1941, 46
Dennis Burchett	1948
Dan Burden	1957-59
John Burgess	1982
Kevin Burke	1985
Donald Burkett	1931
Zac Burkhart	2009-12
Moulton Burlison	1959-60
James Burns	2022
John L. Burns	1946
Stan Burns	1976-79
Steve Burtnett	1982
Jason Busby	1998-02
Pratt Busby	1958-59
Pete Bush	1963-65
Jack Bushofsky	1958-60
Ulysses Butler	1989, 92
Tommy Buttery	2004-05
Bobby Byrd	1963-65
Kaelin Byrd	1982

C

Trent Caffee	2007-10
Shawn Cage	1995-96
Matt Cahall	1987
Fern Caldwell	1938
Terrius Callahan	2017-18
Buddy Calvin	1966, 68
Ben Campbell	2011-14
Edward Campbell	1937
Gavin Campbell	2020-22
James Campbell	1938
Mike Campbell	1976
Tom Caraway	1940
Joe Carlini	2002-04
Eddie Carlton	1978-79
Montez Carlton	2011-14
John Carney	1938
Fay Ray Caroland	1963
DeAndre Carroll	2011-14
Josh Carroll	2010-13
Nick Carozza	2020-22
Teddy Carruthers	2000, 02-04
Armond Carter Jr.	2019-21
Chris Carter	2010
D.J. Carter	1990-93
Fred Carter	1991-92
Kevin Carter	1975-77
Kevin Carter	2005-07
Martels Carter	1998-99
Roscoe Carter	2007-08
Steve Carter	1975-76
Rico Caruthers	1996

Byron Carver	2015-16
Calvin Carver	1974
Ethan Caselberry	2022
Charles Cates	1955-57
Louis Catignani	1946-48
Jacob Caughell	2019-21
William Cephus	1991-92
Goodloe Chaffin	1941
John Chaffin	1940-41
Perry Chaffin	1940-41
Steve Chandler	1970-72
Kory Chapman	2021-22
Marlin Chapman	1982-85
Edwin Charlton	1932
Gordon Chatman	1984
Ladarius Chatman	2013
Michael Chatman	2004
Cody Chilcutt	1988
Tim Chilcutt	1963-65
Chad Choate	1948-49, 50
Nolan Chowbay	2015
Tracy Christa	1986-87
Randy Christophel	1975-78
Rick Christophel	1971, 73-74
Rob Christophel	1981-82
James Church	1980-81
Joe Cincotta	1960
Darryl Clack	2011-14
Damien Clark	2013
Kwasi Clark	1997-99
Nick Clark	2006-09
Randy Clark	1968
Ron Clark	1984-87
Tyreon Clark	2010-13
Ron Clary	1951, 54
Alvin Clay	1986, 88-90
Jordan Clayton	2007
Claude Clements	1963-65
Tyler Clendenen	2011-12
Branden Clifton	2004
Fred Clinard	1951
Cecil "Harry" Clyott	1948
Rocky Cobb	1963-64
Cosmo Cochran	1977-80
Joe Coehlo	2008
Ross Coffee	2005-06
Howard Coke	1939
Jim Cole	1959
Lance Cole	1989, 91-93
Mike Cole	1987-88
James Coleman	2014-16
Rashaan Coleman	2013-16
Rick Coleman	1974, 76-78
Bud Coley	1959-61
Dan Coley	1974
Morris Collin	1939
Ben Collins	2007-10
Jack Collins	1952-53
Rodney Collins	1967-69
Brian Colon	1996
Jim Combs	1962
Charles Condon	1930-31
J.B. Cone	1968
Tony Contadino	1971-74

AUSTIN PEAY FOOTBALL

ROSTER HISTORY

C

Todd Conway	1989-90
Tom Cook	1973
Paul Cooley	1971-73
Fritz Coons	1975
Dick Cooper	1948-49
Samuel Cooper	2013-14
William Cooper	2012
Carson Cope	1936
Joe Copeland	1973
R.L. Core	1931
Chad Corley	1994
Grady Cornwell	1941
Al Corso	1953-56
Harvey Tucker Cotton	1930-32
Theron Coulter	1930
Sean Counihan	1990-93
Rodney Courtard	2012
Jay Courtney	2006-09
Mark Covington	1975-77
Pierre Covington	2005-06
Richard Covington	1951
Darrell Cowan	1979, 81-82
Chuck Cowart	1983-86
John Crabbe	1992-95
Joe Crabtree	1946
Bill Craig	1949
JaVaughn Craig	2016-19
Chris Cranford	1998
Warren Crary	1931
Carlos Crawford	2004
Gerald Crawford	1981
Mikhail Creech	2012-15
Armonde Crenshaw	2022
John Cron	1956
Jimbo Crook	1979
Clinton Cross	1985-86
Eric Cross	1991-93
Cunningham Crow	1955-57
Horace Crow	1930
Derrick Crutchfield	1989
Jeff Crutchfield	1988-91
Rod Crutchfield	1990, 92
Elijah Culp	2020
Keawvis Cummings	2017-18
Justin Cunningham	2006-09
Mark Cunningham	2004-07
? Cunningham	1932
Pat Curran	2001-04
Kris Currie	2002
Landon Curtis	2011

D

Preston Dabbs	1931
Bob Dagley	1992
Eric Dance	1989-90
Mark Daniel	1977-80
Chip Dannenhauer	1968-69
Byrns Darden	1930-31
Richard Darden	1989-92
Charles Darnell	1939, 41
Ray Darnell	1948-50
Walt Davic	1959

Donald David	2005-07
Daminic Davis	1993
Johnny Davis	1997
Juwan Davis	2015-16
LaDarius Davis	2006-09
Malik Davis	2017-18
Rashon Davis	2018-19
Taye Davis	2015
Tim Davis	1999
Tyrone Davis	1996
J.D. Dawson	1994-95
Jim Dawson	1982
Josh Day	2009
Elmer Deal	1939
Justin Deardorff	2000-03
Steve Deaver	1959-62
Darion Debrossard	2019
Joshua DeCambre	2021-22
Cole Deeds	2020-21
Sonny Defilippis	1979-80
Mike Dent	2006
Tom Denton	1938
Parker Denver	2021
Don Derrick	1974-77
Jim Derrick	1962-63
Paul Derrick	2002-04
Bill Desmond	1988
Young Devereaux	1930-31
Doyle Dickerson	1971, 75
Jacob Dickson	1994-96
Mike DiLiello	2022
Darrick Dillard	2009-12
Tommy Dillard	1964-65
Leland Dishman	1962
Bucky Dixon	1990-91
Kenneddie Dixon	2007-09
? Dobbins	1931
Derek Dobbs	2004
Tommy Dobbs	1963-66
Ashton Dodd	2020
Reggie Dobson	1989
Greg Dolberry	1993-95
Ronnie Dollar	1960
Tom Donnelly	1961-62
Larry Doolin	1963
Brandon Doom	1996-99
Brady Dorris	2017
Cedarius Doss	2021-22
Jeff Doss	1979
Jake Dotson	1998-99
Oren Dotson	1937
Ronnie Dowell	1973
Roy Dowery	1993
Robert Downes	2002-04
Don Downum	1973
Tom Dozier	1970-71
Mark Drain	1987
Bill Drebushinko	1951-52
Amos Drummond	1981
Jimmy Drye	1948-50
Jerome Duguid	1977-80
Travis Dumke	2005-08
Landon Dunaway	1994-97
Chase Dunlap	2013

David Dunlap	1997
Troy Dunnam	1980
Michael Dunphy	2010-14
Ernest Dunson	1977-79
Kenny Durden	1979-80
Sam Duty	1938
Dennis Dyer	1967-69
Rusty Dyer	1980

E

Leron Eaddy	2013
Deery Eakin	1939-41
? Edison	1932
Dale Edwards	1985-87
Dean Edwards	1984-87
Johnathan Edwards	2019-21
Duane Eggert	1982
Floyd Elder	1973
Robert Elizer	1971-72
Joe Ellen	1971-72
Ron Ellington	1964-65
Alvin Elliott	1940
Bo Elliott	1966-69
Draylen Ellis	2020-21
Kenneth Ellison	2003-04
Mike Elmore	1973-76
Jamaar Embry	2011-14
Mark England	1999-00
Alfred English	1938
Taylor Erwin	1977
Frank Escobar	1997
Zack Escue	2013
Eric Esquer	2020
Roger Estes	1955-56
CJ Evans Jr.	2020-22
David Evans	1977, 79-80
Derek Evans	2013
Mike Evans	2022
Pride Evans	1970
Petty Ezell	1958

F

Gary Fambrough	1962
Philip Farinella	1964-67
Bud Farmer	1940
Scott Farnell	1985
Michael Farrell	1998-01
Bobby Joe Faulk	1960-62
Antonio Faulkner	2007-10
James Feezel	2007-08
Don Felder	1981-82
Kevin Feldman	1993-94
Ben Fendley	1947-50
Irl Fentress	1930
Royce Fentress	1980-81
Chuck Field	1966-69
James Filyaw	1972-74
George Fisher	1946-47
Jeff Fisher	1965
Robbie Fisher	1987
Laderius Fitts	2022
Aubrey Flagg	1965-66
Carlton Flatt	1962-64
Howell Flatt	1966-69

AUSTIN PEAY FOOTBALL

ROSTER HISTORY

F

Sammy Flatt	1962-64
Dustin Fleenor	2003-04
Avery Fleming	2000-03
Bob Fletcher	1963-65
Chris Fletcher	2004-07
Ernest Fletcher	1976-78
Caleb Florence	2017-20
Mark Floyd	1972
Zeandre Floyd	2015-16
Jaylen Flye-Sadler	2017
Demetries Ford	2021-22
Larry Ford	1987, 89
Ted Fore	1952
Jontamion Forrest	2008-10
Jeremy Forsythe	1998-01
Charlie Forte	2003-05
Sonny Forte	1961-62
Dontavious Fort-Merriweather	2015-16
Billy Ray Foster	1958-59
Hendricks Fox	1947-50
Scott Fox	1983-86
Erskine Francis	2018-19
Jeff Franklin	1980-82
Julian Franklin	2013-16
Marvin Franklin	2015-16
Lorenzo Frazier	2019-20
Lanis Frederick	2005-08
Ed Fredette	1961
Dexter Freeman	1978-80
William French	1938
Dennis Friendly	1992-95
Charlie Frith	1952
Sid Fritts	1977-78
Trevar Frizell	2011-13
Preston Frye	2010-12
Buzz Fryer	1964
Ronnie Fuqua	1968-71
Bill Furlow	1938-39

G

Pat Galbreath	1930, 32
Alfred Gallaher	1937
James Gallman	1988
Cecil Gann	1951-52
Keith Garbinski	1993
Edward Gardner	1930
Otis Gardner	1994-96
Henry Garland	1940
Brandon Garner	2000-01
Justin Garner	1999-01
Raymond Garner	1939
Ruben Garnett	2020
James Garrett	1991-92
Leon Garrett	1946-49
Noy Garrett	2009
Bo Garrison	1992
Nick Gauna	2016
Tae Gayden	2021-22
Matthew Gayle	2017-20
Charles Gentry	1946-49
Terry Gentry	1984-86
James German	1981

Otis Gerron	2014-15
Dan Ghiden	1973-74
Sammy Gholston	1986-89
Jarrett Giacchino	2015-16
Bruce Gibbs	1966-69
Justin Gibbs	2020
Rory Gibbs	1999-00
Dan Gibson	1963
Marcus Gilbert	1992
Preston Gilbreath	2010-13
Jaiden Giovenco	2022
Herman Glasgow	1930
Merrel Glasgow	1979
Deterias Glover	2021-22
Glenn Glover	1960
Ken Goad	1961-62, 64
Jordan Goco	2022
Lawrence Godfrey	1986-87
Malcolm Goines	2012-14
Johnny Golden	1968-69
LaRon Golden	2014-16
Hymie Goldfine	1930
Sammy Gonzalez	2004
Jeff Gooch	1992-95
Don Goode	1985-87
Rick Goodhart	1971-72
Trey Goodman	2021-22
Cameron Goodson	2021
Rodney Goodwin	1979
Garry Gordon	1987-88
Kadeem Goulbourne	2017-19
Charles Gragg	1972-73
Doug Granito	1996-98
Ralph Grant	1960-62
A.J. Gray	2013-14
Aaron Gray	1993-96
Eddie Gray	1962
Carson Frost Greek	1940-41
Bill Green	1931-32
Charles Green	2006
Daniel Green	2021
Harold Green	1936
James Green	1975-77
Ron Green	1975-76
Thomas Green	1946
Tom Greene	1962
Derreion Greenlee	2019
Eric Gregory	1990, 92
Jerry Gregory	1966-67
Fred Grider	1970
Calvin Griffin	1980-81
George Griffin	1956-57
Marquise Griffin	2018-19
Billy Griggs	1962, 64
Joe Grimsley	1976-79
Jackson Griner	2021
Joe Neal Grisham	1955-56
Robin Grissom	1986
Sam Gronewald	1999
Spencer Gulmire	2006-09
Ivorey Guy	2003-04

H

Josh Hackett	2004-07
Ronnie Hackney	1966-68
Dwight Haddock	1978
Jamie Hagan	1988-91
Lehman Hailey	1946
Lynn Hailstock	1976-79
Brad Hall	1998
Charles Hall	1995-96
Larry Hall	1966
Charles Hallams	1936-37
Chuck Hamby	1984-85
Darryl Hamilton	1988-91
Fred Hamilton	1983
Mike Hamilton	1982-85
Bill Hammon	1972-75
Tim Hammond	1980-81
Jay Hampton	1991
Ray Hampton	1978, 80-82
Philip Hancock	1993-96
Ray Hand	1964
Randall Hankins	1994
Steve Harbin	1968-69
Jim Hardie	1967-70
Dean Hargis	1957-58
Mike Hargis	1970-73
Glenn Harkrader	1971-73
Birk Harl	1930-31
Baniko Harley	2017-21
Juan Harp	1980
James Harper	1938-40
JayR Harper	2007-10
Alex Harrelson	2016
Jim Harrington	1957-58
Bryan Harris	1998-01
Eugene Harris	1936-37
James Harris	1977-79
Keith Harris	1996-97
Michael Harris	1989
Preston Harris	1992-95
Tyree Harris	2016
Earl Harrison	1989
Kyle Harrison	2010-13
Gary Hartfield	1989-92
Chris Hartman	2010-13
Eddie Hartner	1964
Kit Hartsfield	2006-09
Aarion Harvey	2022
Allen Harvey	1939-40
Brian Harvey	1990-91, 93-94
Mason Harwell	2018-20
David Haskins	2005-06
R.J. Haskins	2002-05
Donovan Haslam	2022
J.B. Hatley	1939
Mike Hawke	1992
Bill Hawkins	1974
Howard Hawkins	1955-56
Luke Hayes	2020-21
Perry Haymore	1959
Chris Haynes	2006-09
Earl Haynes	1936
Dick Hays	1948-51

AUSTIN PEAY FOOTBALL

ROSTER HISTORY

H

Mark Hays	2005
Mike Hays	2005
Tommy Hays	2016
Steve Haywood	1993-96
Andrew Healy	1998, 00
Kai Hedgemon	2022
Bill Heineman	1957-58
Elijah Heinrich	2002-03
Gerald Hemmer	1955
Fred Henderson	2006-07
Troy Henderson Jr.	2020-21
Ryan Henley	2001-03
Justin Henry	2000-03
Palmer Henry	1948
Jody Herbert	1980-82
Daniel Herndon	1997-00
Todd Herndon	1984-87
Jules Hewitt	1995-98
Anthony Hickey	1990-92
Tim Hickey	1977-80
Art Hicks	1970-71
Clarence Hicks	1970
Matt Hicks	1996
Mike Hicks	1987
Ricky Hicks	1966-68
Steve Highfill	1977
Rick Highsmith	1972-73
Jacob Hill	2006-08
Joey Hill	1986
Lloyd Hill	1953-54
Rafeal Hill	2003
Ralph Hill	1993-96
Virgil Hill	1954-55
Dan Hillis	1973
Samy Hillman	1990-92
Greer Hinson	1986
Ronald Hinton	1980
Douglas Hite	1930
Leon Hite	1992-94
Brandon Hodge	1982
Cordney Hodges	2007-08
Ed Hodges	1949
Ernie Hodges	1948-50
Theron Hodges	2017-18
Jack Hoeh	2007-09
Lance Hoeltke	1995
Ben Hoemann	1998
David Hogan	1993
J.P. Hogan	2000-03
Richard Hogan	1992-94
Johnny Hogue	1968
Kevin Holbert	1988
Terry Holder	1967
Donny Holland	1968-69
Doug Holland	1977, 79-80
Blake Hollingsworth	2003
Royce Holman	1973
Robert Holmes	2020
Harwood Holt	1931-32
Randy Holt	1970
Stefan Holt	1990
Terrence Holt	2007-10

Todd Hood	1987-88, 90
Tirrek Hooten	2017
Michael Hoover	2014-16
Chris Hopkins	2016-18
Bill Horton	1969
Caleb Horton	2020
Chris Horton	1993-96
Laronn Horton	2002
Patrick Horton	2005-07
Ray Horton	2022
Ricky Horton	1979
Wayne Horton	1999-01
Dwight Houston	1973-74
John Houston Jr.	2011-15
Joe Howard	2004-05
Nate Howard	2017-18
Sam Howard	2020-22
Yuri Howard	2002-03
Tee Howell	2010-11
Weck "Blue" Howse	1947-48
Bob Huddleston	1976
Tennille Hudgins	1997-99
Michael Hudson	1994-96
Mike Hudson	1978-81
David Huffman	1993-96
Brandon Hufstetler	2004-07
Brad Hughes	2012
Gerald Hughes	1998-00
Jim Hughes	1969-71
Mike Hughes	1986
Danny Hunley	1970
J.W. Hunt	1977
Trevor Hunt	1988-91
Kailik Hunter	1990
Brian Hurlocker	1994-95
Arnold Huskey	1963-65
Brian Hutchenson	2002-03
Barry Hyatt	1970-71
Everett Hysmith	1930-31

I

Godwin Ikponmwosa	2003-04
Felix Inglis	1963
Sid Ingram	1957-59
Dan Inman	1974
Jaime Iracheta	1997
Jim Irwin	2015
Demaro Isom	2002-03

J

Coreon Jackson	2017-20
Darius Jackson	1999-02
Donovan Jackson	2015
Jamel Jackson	2014-16
Jason Jackson	1988-91
Jevon Jackson	2021-22
Kordell Jackson	2017-21
Rayburn Jackson	1936
Semaj Jackson	1994-95
John Jacobs	2007
Derrick James	2017-18
Thomas James	1999-00
Phillip Jant	1985
Mike Jared	1972

Neyland Jean	2021-22
Billy Jo Jeans	1964-67
Quinton Jefferson	1998
Lavendor Jeffreys	2011
Chris Jenkins	1980-82
Mike Jenkins	1963
Taylor Jenkins	1997-98
T.C. Jennings	2008-10
Flether Jobe	1938
Branden Johnson	2015
Bryan Johnson	2000-03
Calvin Johnson	1986-89
Chip Johnson	1974
Courtney Johnson	1996
Darryl Johnson	2014-16
Dominic Johnson	2005
Dowis Johnson	1963
Greg Johnson	1974
Gregor Johnson	1971-72
J.J. Johnson	1978
James Johnson	1969
James (J.J.) Johnson	1983-84
K'Jay Johnson	2017
Kamron Johnson	2010-11, 13
Kenny Johnson	1969-71
Mike Johnson	1970-71
Seth Johnson	2018-21
Steven Johnson	2008-10
Terry Johnson	1967-70
Tyke Johnson	1983-85
Willie Johnson	1981, 83
Devon Jones	2013-15
E.C. Jones	1939
Floyd Jones	1980-81, 84
Greg Jones	1979-81
Isaac Jones	2013
J.D. Jones	1947-48
Kelon Jones	2004
Les Jones	1975-76
Stanley Jones	1932
Tom Jones	1962-65
Robert Joy	1987
Brad Justus	1998-99; 2002

K

Braden Kaiser	2022
Ken Karasinski	1963-65
Chris Karlsson	1994
Spencer Katoanga	2020
Mike Katzman	1981-82
Gary Kaufman	1971-74
Preston Keck	2008-10
Robert Keeling	1937-38
John "Yank" Keenan	1941
Lorenzo Keenan	1975-76
Jim Kehoe	1981-84
Charlie Keith	1972
Steve Keller	1966-68
Jesse Kellogg	2002-05
Breant Kendall III	2021-22
Tyler Kendall	2004-05
Sam Kerr	1931
Brandon Kessel	2003-04
Eugene Key	1956-58

AUSTIN PEAY FOOTBALL

ROSTER HISTORY

K

Ryan Key	2007-10
Chris Keylon	1987, 89
Jake Kilby	2018-19
Tom Kilcrease	1980-81
Joe Killebrew	1939-40
Arthur King	1991-93
Brock King	1999-01
Earnest King	1996
Jeff King	1982, 84
Steve Kinney	1968-69
Chandler Kirton	2021-22
Wesley Kitts	2008-12
Hosea Knifeley Jr.	2020-22
Jerry Knight	1972
Lucky Knox	1940-41
John Kok	1969-70
Jim Kolodziej	1980-82
Phil Krug	1949-51
Bob Kulakowski	1955-56
Ed Kulakowski	1951-53
Carl Kurzrock	1979-81

L

Bobby Ladd	1949-50, 52
Lynn Lamb	1970-73
Daniel Lambert	2007-09
Jesse Lamberth	1960
Hunter Lane	2015-16
Paul Lane	1977
Zach Lane	2010-12
James Laney	1990-91
Joe Langham	1986-87
Jacob Langston	2009-12
Mal Langston	1953
Brandon Lanier	2020-21
Nii Lartey	2013-14
Robert Lassiter	1948
Jerry Lawhon	1965-67
Ronald Lawrence	1981
Matt Lawson	2005-07
Tony Layfield	1967
Sheldon Layman	2021-22
Tommy Leaf	1997-98
Mark Leath	1981-82
Victor Leavell	1984-85
Mike Ledney	1987
Anthony Lee	1994
Carey Lee	1959
Lawrence Lee	1936, 38-39
Jim Legg	1975-76
TyQaze Leggs	2020
Guy Leming	1940-41
Robert Lemon	2010-12
Vernon Lesser	1991-93
Earl Lester	1989-92
Bobby Lewis	1951-53
Mike Lewis	1985-87, 89
Nick Lewis	2022
Todd Lewis	1982
Montrize Lillard	2013
Tom Lincoln	1947-50
Chris Litteral	2008-10

Claude Little	1936
Kelvin Little	2007-10
Wes Little	2002
Willie Little	1992-95
Jacky Littlejohn	1999
Pat Lock	2007
Tony Lockhart	1995-98
Skyler Locklear	2022
Hicks Loggins	1931
Brock Lomax	2021
Coby Lonas	1997-98
Rodney Long	1981
Brandon Lopes	2020-21
Andrew Lorentzson	1936-37
Benedict Louis	2014-16
Leggett Lovan	1951
Ted Love	1940
Ed Lowe	1941
James Loydd	1991-94
Deric Lucas	1995-96
Ray Lucas	1954-55
Terrell Lucas	2020
Ron Lunsford	1973-74
Jacob Luthardt	1992-93
Jeff Lyle	2006-09
Jaden Lyles	2022
Alvin Lynch	1988
Cynerious Lyons	2016
John Lyons	1991
Rodney Lyons	2001

M

Mickey Macius	2014-16
David Maddox	1998
Dedric Maffett	1997-99
Danny Magrans	1990
John Maher	1992
Cage Major	2005-08
Antwaun Majors	2009-12
Bo Majors	1983-85
Ricky Mallard	2003-04
Austin Maloata	2018
Collins Malone	2022
Marvis Malone	2006-09
Rod Malone	1987
Chukwuemeka Manning Jr.	2022
Anthony Marion	2009-12
Demetrius Market	2018
Jalen Marsalis	2016-17
Adam Marshall	2010
Chad Marshall	1997-00
Larry Marshall	1946
Scott Marshall	1985
Alonzo Martin	1981
Arnold Martin	1941
Jequaries Martin	2019-20
John Martin	1952-54
Kenneth Martin	2020-21
Pat Martin	1947
Rick Martin	1982
Zarathan Martin	1938
Pat Marzella	1970
Jamie Maslar	1988-90
Drew Massey	1999-00

Brandon Masters	1997
Bobby Mathews	2004
Nicholis Matiere-Bey	2014-15
Kenny Maxwell	1982
Thomas Maxwell	1990-91
Tim Maxwell	1973, 75
Paul Mayer	1974
Melvin Maynard	1946
Nico Mays	2014-16
Jeremy Maze	2010-12
Todd Mazzaferro	1993-96
DeAunte McAfee	1996-99
Terry McCabe	1973-76
Bryan McCann	2019
Al McClearn	1954-56
Mark McClintock	1999-02
Kevin McClure	1987-88
Andy McCollum	1977-80
Scott McCormick	1992-95
Drae McCray	2021-22
J'Vian McCray	2022
Dan McCullough	1973-76
Houston McCutchen	1930, 32
Isaiah McDaniel	2015-16
Melvin McDaniel	2012-14
Jack McDonald	2018-21
Tom McDonald	1966-68
John McDuffie	1993-94
William McElroy	1980-82
Brian McFadden	1986
Steve McGhee	1990
Clem McGlocklin	1932
Jackie McGowan	1983-84
Ed McGraw	1970
John McKay	1955-58
Colby McKee	2021
Elon McKenzie	2022
Ron McKinney	1959-61
Randle McKinstry	1994
Jeff McMillan	1979-81
Tom McMillan	1986-89
Chip McMinn	1970-71
James McNair	1980
Dustin McPhetridge	2012-14
Garry McReynolds	2003-07
Edward McSwine	1988-91
Devon McVea	2011
Terrell McWhirter	1939-40
James Meador	1930-31
Mike Meador	1976-79
Brandon Meggs	2005-08
Jacob Melton	2006
Ryan Melton	2022
Dick Meriwether	1941
Mike Merriman	1995-98
Brian Merritt	2021
James Mesidor	1990-92
Bobby Metcalf	1967
Justin Meyer	2001-04
Randy Michael	1980-81
Tommy Michael	1980-84
Mike Mignone	1982-85
Joe Milam	1952
Randy Miles	1970

AUSTIN PEAY FOOTBALL

ROSTER HISTORY

M

Tyler Miles	2012-16
Cameron Miller	2019-20
Darryl Miller	2007-10
Hugh Miller	1931
Jalen Miller	2013-14
Anthony Mills	1984
Charlie Mills	1975
Ernest Mills	1936
Freeman Milton	1987
Brad Minear	1983-86
Adrian Mines	2007-10
Rick Miniatt	1987
Eugene Minter	2020-21
Blake Mitchell	2019-20
Buddy Mitchell	2011-14
Chase Mitchell	2003-05
Clifford Mitchell	1952-53
Jeremiah Mitchell	2014-16
Mike Mitchell	1997
Sidney Mitchell	1989
Timarious Mitchell	2012-16
Prince Momodu	2016-19
Barry Monda	1978
Scott Monger	1981-84
Bob Monnet	1957-58
Andrew Montgomery	2011-12
Bobby Montgomery	1993-96
Daniel Montgomery	2003
DJ Montgomery	2017-18
Erskin Montgomery	1931
Coveak Moody	1974-77
Carl Moore	1941, 46
Jaylen Moore	2017-19
Jermaine Moore	1993-96
Kyran Moore	2014-16
Malcolm Moore	1954-56
Matt Moore	2001-03
Patrick Moore	1984
Ray Moore	1991
Richard Moore	1959-62
Mike Moorefield	1948
John Moran	1998
Don Morehead	1981
Trevor Morehead	2015-16
Jerome Morris	1987
Kendall Morris	2014-16
P.R. Morris	2005-08
George Morton	1946-49
Mickey Moseley	1960
Rick Mosier	1970-72
Charles Mosley	2017-18
Ambrose Moss	1946
Fred Motes	1982-83, 85-86
Marvin Mouzon	1989-92
Ray Mulitalo	2014
Rosby Mulkey	1957
Tay Mullins	2015
Kevin Mulloney	1981
Stephen Munnell	1990-93
KJ Murden	2020-21
Buddy Murdock	1936
Harry Murdock	1937

Phillip Murnin	2005
Randy Murphree	1988-91
Conner Murphy	2020-22
Pat Murphy	2001-03
Conner Myers	2020
Ethan Myers	2021-22

N

Paul Nadeau	1972
Darius Nalls	2019-20
Edward Nance	1952
Billy Napier	1941
Frank Nappi	1961
Kobe Nash	2021-22
William Nathaniel	1984-86
Tre Nation	2017-18
Cisco Navas	1995-96
Tracy Neal	1984-85
Walter Neblett	1941
Don Neff	1972-74
Larry Negron	1966-68
Bob Neilson	1966-67
Ronnie Neilson	1966
Joseph Newberry	2017-20
Chris Newell	2006-09
Doug Newman	1965
Ken Newman	1960
Nick Newsome	2008-11
Mike Newton	1980-82
Nick Nichols	1960
Joe Nixon	1950
Adam Noble	2011-15
Gerald Noble	1970-71
Rodney Nobles	1973-76
Bill Noe	1939
Shane Nolan	2000-02
E.B. Noles	1938
Talmdadge Noles	1940
Bill Noll	1999-02
Nick Norcia	1977-80
Herman Norfleet	1948
Isaiah Norman	2017-21
Xavier Norman	2011-12
Terry Northern	1973
Michael Northington	1936-37
Buddy Norton	1961
Anietie Ntekop	2022
Jake Nunley	2005
Jim Nypaver	1974

O

Charles Oakley	1948-50, 52-53
L.E. Oakley	1947-50
Jeremiah Oatsvall	2017-20
Randall Odell	2004-05
Aaron Odom	2022
Kenny Odom	2022
Jim Odum	1951-52
Oscar Odum	1952-53, 55
Jimmy Ogden	1968-70
Mike Ogg	1998-01
John Ogles	1963-66
Martin Ogles	1960
Andre O'Kelley	1988-90

Maurice Oldham	1986-87
Billie Oliver	1986
Terrence Oliver	2010-13
Woodson Oliver	1940-41
Gary Orr	2006-09
Zachary Orton	2000-03
Wes Osborne	2005-06
Bill Overby	1931-32
Lee Roy Overstreet	1958-60
Danny Overton	1967-68
James Owenby	1938-39
Josh Owens	2010-13
KT Owens	2022
Lamar Owens	1980-81
Mike Owens	1979-80, 82
Roderick Owens	2013-16
William Owens	1977-79
Dan Owsley	1956-57

P

Jule Pace	2014-16
James Pacouloute	1992
David Padgett	1930
Anthony Page	1968
Daryl Page	1970-71
Nathan Page	2020
Tony Page	1969-70
Jon Palmer	1997
Thyrone Pankey	1982-83
Kerry Parchman	1997-99
Lee Pardue	2009-10
Steve Pardue	1982-84
Kent Parisien	1990
Adrian Parker	2002-04
Bo Parker	1994
CJ Parker	2018
Cobb Parker	1959-62
Denver Parker	2021-22
Jay Parker	2018-21
Jerry Parker	1980
Taylor Parris	2014-15
Jeff Parrish	1997-98
Ronnie Parson	1964-66
Conner Parsons	2022
Myers Parsons	1970-72
Joe Pasley	1990-91
Gary Patrick	1979
Emmett Patton	1930
Grant Paulette	2020
Tulsa Payette	1999-01
Cade Payne	2020
Carlos Payne	1994-96
Jeff Payne	1986
John Payne	1992-93
Rocky Dee Peeler	2006-09
Leon Pelley	1940
Ean Pemberton	2011-13
Marc Pendleton	1972-73
Nathan Peppers	2009
Zeb Perdue	1980-81
Ab Perry	1936-37
Damian Perry	1995-97
DeKeivis Perry	2014-16
EnRiques Perry	2010-13

AUSTIN PEAY FOOTBALL

ROSTER HISTORY

P

Jason Perry	1988-90
Koby Perry	2020-21
Robert Perry	1992
Scott Perry	1973
Corey Petersen	2019-20
Gregg Peterson	1997
Carrol Petty	1930
Chad Pfalmer	1999-00
Tyree Pharr	2021-22
Cole Phillips	2017-19
Corey Phillips	2001-04
David Phillips	1968-70
Tim Phillips	2013
Paul Phipps	1946-47
Robert Pickard	1931
Landon Pickett	1971-73
Neil Pierce	1988
Tristen Pierce	2018
Henry Pilcher	1979
Adam Pineo	1997-98
Allen Pitt	1994
Doug Pittenger	1966-67
Lionel Plaisance	1977
Ellis Platt	1977, 79
Bill Pless	1947-48
Ian Poe	2022
Kirk Pointer	1992-95
Tony Policare	1988-89
Geordon Pollard	2019-21
Bobby Pope	1951
Scott Pope	1985-87
Alonzo Porter	1995-96
Gordon Potter	1949-50
Ted Potter	1956-59
Ben Powell	1996
Dean Powell	2019
Gordon Powers	1977, 79
Greg Poynter	1989
Mikhail Prater	2020-21
Kevin Prevost	1986
Alex Price	2014-15
Jack Price	1938-41, 46
Matt Price	1991
Murray Pride	1961-63
Brandon Prince	2013
Wes Proctor	2002-05
Trey Pruitt	2017-18
Rufus Pugh	1986
Charles Pullen	1937
Matt Purvis	1983
Waldo Pusey	1932
Pete Push	1965
Steve Puthoff	1977-80
Nick Putman	2016

Q

Charles Quarles	1949-52
Hunter Quarles	1968-69
James Quarles	1947-49
Teddy Quarles	1971
Josh Quillen	1999-00

R

Mark Raby	1966-68
Steven Ragin	2010-12
Jose Ramos	1982
Frank Ramsey	1951-53
JaQuan Randolph	2020-22
Rico Ransom	1985-88
Elijah Rawlins	2020
Curtis Ray	1986-89
Tyler Ray	1991
Craig Raye	1974
Ron Raysor	1974
Mackel Reagan	1987-89
Adam Rector	2001-04
Steve Redus	2002
Benji Reece	2001-03
Carl Reed	1999-00
Kermit Reed	1999-00
Luke Reed	2022
Tyler Reed	2016
Sam Reeks	1948-49
Matt Reel	1999-00
Billy Reese	1940
Nat Reeves	1980
Tyler Reid	2016-18
Charles Reinhart	1958
DJ Render	2021
Ben Reust	2001-03
Jimmy Reynolds	1973-75
Chip Rhome	2007
Rickey Rice	1983-85
Bobby Rich	1952
Steven Rich	2011-13
Bill Richardson	1939
Jordan Richardson	2002-05
Kenny Richardson	1981
Kevin Richer	1996
John Richie	1938
Ken Riddle	1966
Mike Riddle	1964-65, 69
Dave Ridley	2001
Matt Rigney	2020-22
Fort Roark	1936
Matt Roark	2003-04
Gino Roberson	2013-15
Jerry Roberson	1952-53
Justin Roberson	2013-16
Brad Roberts	2000
Harold Roberts	1967-70
John Roberts	1946
Bobb Robertson	1987
Cecil Robertson	1938, 40
Jim Robinett	1981-82
Bryce Robinson	2020, 22
Tay Robinson	2006-09
O'Brian Robnett	1940
Ryan Rockensuess	2015-16
Demilton Rocker	2019-20
Homer Rodeheaver	1938-39
Darryl Rogan	2019-22
Al Tate Rogers	1954-55
Bud Rogers	1975
Rodney Rogers	1964-65

L.A. Rohling	2003-04
Marlon Roland	1996
Corey Rolle	1996
Daryl Rollins-Davis	2017-18
Kyle Romano	2017
John Rone	1998-99
Jeremy Ross	2009-10, 12
Mike Ross	1974, 77-78
Ned Ross	1976
Pete Ross	1959
C.J. Rouse	2004
Preston Rouse	2009-12
Jeff Rowan	1999-00, 02-03
Rip Rowan	2010-13
Billy Rubel	1938
Frank Rubel	1947-49
Frank Ruble	1948
Josh Rudolph	2021-22
Ben Ruest	2001
Kam Ruffin	2020-22
Don Runyon	1976
Dale Russell	1969
Ed Rutledge	1939-40
J.J. Rutledge	2012
Jerry Rutledge	1971
Mike Rutledge	1972
Rhet Rutledge	2002
Jake Ryan	2009-12
Ray Rye	1946-47
Bill Ryznic	1982

S

Glenn Sager	1947-48
Mike Salas	1982-83
Frank Sales	1991
Trey Salisbury	2012-16
Craig Salley	2010-13
Jerry Salley	1986-87
Josh Samuel	2022
Eddie Sanders	1972
Jon Sanders	2005-08
Matt Sanders	1998
Nathan Sanders	2011-14
Tony Sanders	1981
Travis Sanders	1993-94, 96
H.M. Sandifer	1936-37
Leon Sandifer	1937-38
Lou Sandora	1982
Mac Sands	1954
Dave Satterfield	1963-64
Justin Satterfield	2018
Frank Satty	1966
Rodney Saulsberry	2016-20
Aquanis Saunders	2019
Pat Sawyer	1952
Wayne Sawyer	1969-71
Bill Scarbrough	1951
Tyler Scheider	2016
Hunter Schmeisser	2015-16
Tim Schmid	2008-11
Matt Schmitz	1999-02
Tyler Schneider	2014-15
Gunnar Scholato	2015-16
Hunter Scholato	2019-21

AUSTIN PEAY FOOTBALL

ROSTER HISTORY

S

Justin Schrader	1997-00
Greg Schultheis	1998
Alan Sconiers	1983
Demetri Scott	2020-21
Ed Scott	1947
Hubert Scott	1958
Leroy Scott	1988, 91
Toddree Scott	2004
Nic Screnock	2018-20
Jim Scroggins	1964-65
Roland Scruggs	1981
Levi Seabolt	2017
Reedy Sears	1939, 41
Jerry Seay	1970-72
Ron Seabee	1975-78
Todd Seiple	1987-88
Ethan Self	2015-16
Melton Self	1949-50
Rob Senft	1982-85
Jack Sensing	2019
Matt Sensing	2002-03
Edgar Settlers	1946-47
Kerry Severson	1989
Dave Sexton	1936-37
Jacob Sexton	2011-14
Jared Sexton	2011-13
Thomas Sexton	1999-02
Tre Shackelford	2021-22
Anthony Shacklett	1985-86
Adam Shaffer	1997-98
Clarence Sharp	1969
Darren Sharp	1997-98
Clarence Sharpe	1969
Ron Shegog	1984-85
Michael Shelton	1980-82
Elijah Shepard	2017-20
Gary Shephard	1971
John Shephard	1997-00
Steve Shia	1970-72
Roland Shields	1979, 81-82
Sal Shields	1981-82
Carlos Shippy	2000
Justin Shoate	2007
Adam Shockley	2004-07
Raymone Shockley	1989
James Short	1932
Tyrone Shorter	1994-95
Johnathan Shuler	2011-14
Dan Siders	1972
Donald Sides	1948
Iosua Siliva	2010-13
Anthony Simmons	1985-87
Corey Simmons	2016, 18-19
Renard Simmons	1991
Shamari Simmons	2021-22
Clifford Simms	1958-61
James Simms	1973
Bert Simpson	1956-59
James Simpson	1993-95
Ronnie Simpson	1968-69
Daishun Sims	2022
Darryl Sinclair	2021

Vinay Singh	2022
Robert Sizemore	1971-74
Steve Skelton	1991-93
Ted Skipper	1996-99
Logan Slagle	2011-14
Eric Slater	1990
Clyde Sleigh	1937-38
Mike Sliptchuik	1984-87
Bonnie Sloan	1969-72
Buck Small	1987
Everett Smalls	1982-83
Amius Smith	2008-11
Amiziah Smith	1994-96
Brennan Smith	2021-22
Devin Smith	2021-22
Earnest Smith	2010-13
Ed Smith	1971-72
Harry Smith	1937-38
Horace Smith	1931
Jesse Smith	1993-95
Jody Smith	1990-93
John Smith	1948
Jonathan Smith	2011
Josephus Smith	2018-20
Kevin Smith	1996
Kim Smith	1949, 51-54
Leon Smith	1958
Mike Smith	1977-80
Rod Smith	1983-84
Ted Smith	1955-56
Terry Smith	1995-96
Woodrow Smith	1979
Howard Smithson	1938
Jimmy Smithson	1949, 51
Brian Snead	2020-21
Mark Snead	1991-93
Bill Sneathen	1990-92
Julius Sneed	1947-50
Duke Snyder	1990
Joe Sorci	1975
Steve Sorrells	1981
Robert Sotherland	1968, 70
Gorel Soumare	2017-20
Mark Southall	1984-87
Homer Sowell	1957
Will Spain	2021-22
Phillip Sparn	2006-09
Walter Spears	2011-13
Paul Spencer	1937-39
Jamie Spicer	1990-93
Gary Spillers	1967
Joe Spirakis	1936, 39
Joseph Spirakis	1937
Andrew Spivey	2013
Otis Spivey	2006-09
Luke Springer	2020-21
Skyler Springfield	2009-11
Jack Sproul	1981
Mike Spurlock	1973
Sonny St. Charles	1948
Bobby Stacker	1936-37
Bill Stacy	1957-58
Geoff Stahl	2001-04
Jeremy Stansbury	1997-99

Stephen Stansell	2009-12
Ben Stansfield	2010-13
LeNorris Staples	1997-00
Devin Stark	2009-12
Marty Staten	1987-88
Jeff Stec	1990-93
Bryan Stege	1975-78
Joey Stephens	2005
Riley Stephens	2021-22
Terry Stephens	1972
Terry Stephens	1982
Tyler Stevenson	2009-10
Mike Stewart	1973-74
Hubert Stewart	1947
Kellen Stewart	2021-22
Billy Stinson	1967
Bob Stiscak	1962
Mark Stokes	1981-84
Ray Stone	1959-61
David Stooksbury	1991-94
Jason Stooksbury	1997
Patrick Storey	1993
Tra Stover	2022
Jimmy Stowe	1960-62
Dusty Stoy	1982-85
Scott Strain	1971-72
Bryan Stringer	1979
Devin Stuart	2016-19
Zach Stuart	2014-16
Jaleel Stubbs	2015-16
Bryan Styles	1986-87
Elmo Suggs	1931
Howard Suiter	1960-61
Stephen Sulentic	1938
Pete Sullivan	1951
Ritchie Sullivan	1971-72
Kwame Sutton	2018-22
Bob Svarda	1972-73
Mark Swafford	1988-89
Tim Swearingen	1993
David Sweetland	1998-01
Daniel Swenson	2006-09
Ed Swiderski	1954-57
Eli Swift	2012-13
Michael Swift	1992-95
Bob Swope	1949-50
Brad Sykes	2001-04

T

John Talley	1978
Ahmaad Tanner	2017-21
Chris Taylor	2009-11
Derrick Taylor	2004
Doug Taylor	1981
Emp Taylor	1988
Horace Taylor	1946
Jerry Taylor	1964-67
Matt Taylor	1996
Nate Taylor	1987
Ryan Taylor	2001-04
Terry Taylor	1984-85
Trent Taylor	2016-19
Trey Taylor	2013-15
Vincent Taylor	2020

AUSTIN PEAY FOOTBALL

ROSTER HISTORY

T

Corey Teague	2012-15
Richard Teague	1978-81
Delton Teeter	2010-11
Kevin Temple	1972
Kenneth Thacker	1988
Josh Theriot	1999-02
Dave Thomas	1994-96
Hugh Thomas	1984-87
Kam Thomas	2021-22
Rashaud Thomas Jr.	2022
Ricky Thomas	2007-10
Sammy Thomas	1974
Sandy Thomas	1979
Scott Thomas	2008-11
Wesley Thomas	2014-15
Dan Thompson	1939-40
David Thompson	1971-73
Jim Thompson	1971-73
Leonardo Thompson	1993-94
Rod Thompson	1996
DeShawnta Thornton	2001-03
Dennis Thorpe	1995
Julius Thorpe	1989, 91-93
Tom Thoss	1971-72
Antoine Thrift	1993-94
George Thurmond	1936
Eric Tidd	1989
Bill Tiller	1968
Terrance Tillman	1996
Bo Tinin	2001-04
Bubba Tinin	2001-04
Ricky Tinnin	2009-12
Mark Tipton	1981
James Tobin	2017-19
Evan Toby	2012-15
O.T. Todd	1995-98
Phil Todd	1975-78
Byron Tolbert	1987
Andy Toombs	1964-66
Marshall Toombs	1939
Larry Torrence	1999
Cameron Towles	1984-87
Theo Townsend	2007-08
Tremayne Townsend	2006-09
Michael Treadwell	2021-22
Jim Treest	1986-89
Tyler Trent	2006-09
Connie Tripp	1975
Robert Tripp	1974-75
Mike Troutman	1979-81
Maddux Trujillo	2021-22
Lloyd Tubman	2016-18
Charles Tucker	1979-82
Chris Tucker	1986-89
Cody Tucker	2010-12
Marcus Tucker	2002-04
Rodney Tucker	1979-82
Isaiah Tuiasosopo	2011-14
Norman Tunnell	1956-58
Lester Turman	1951
Antonio Turner	2013-16
Bobby Turner	1979

Eric Turner	1997
Darryl Turpin	1985
Bob Turrentine	1946
Vince Tweddell	1998
Steve Tyson	1987-88, 90

U

Gerald Uetz	1958-59
James Upton	1992-95
Malvin Utleye	1930-31
Morris Utterback	1940

V

? Vaden	1932
Jason Vanatta	2005-08
Jerry Vandiver	1983-85
Issac VanMeter	2011
Terrell Vassell	2020
Brian Vaughn	1983-86
Jason Vaughn	1994
Joe Vaughn	1940-41
Joey Vaughn	1981, 84
Leon Vaughn	1952, 55-56
Slick Vester	1937
Wylie Vickery	1962-64
Dakota Vincil	2014
Donald Vinson	1959
Julian Virgo	2011-14

W

Jake Waddell	1996
Larry Wade	1971
Matt Wade	2002-05
Sheldon Wade	2010-11
Tony Wade	1971-73
Melburn Waggoner	1930
David Wagner	1955-56
Brandon Walcott	1999-00
Carlos Walden	2016
David Walker	1970-71
Johnny Walker	1979-80
Noojin Walker	1956-57
Pat Walker	2017-19
Shelton Walker	1999-00
David Wall	2014-15
Jack Wallace	1960
Brent Waller	1988-89
Randy Waller	1969
Tommy Waller	1979-82
Eddie Walls	1983-86
Tom Walls	1966-67
Calvin Walter	1963-66
Fred Walters	1992
Mickey Warden	1974
Jaheim Ward	2021-22
Joe Ware	2021
Keith Ware	1989
Calvin Warner	1970
Joe Warren	1987
Rashawn Warren	2006
J.P. Washington	2008-11
Larry Washington	1997-00
Josh Watch	2020
Fred Waters	1992-93

Marcus Watkins	1992-95
Chad Watson	2005-07
Greg Watson	1982
Lawson Watson	2005
Bobby Way	1953-55
Wayne Weaver	1966
Gilbert Webb	1932
Joe Webb	1963
Len Webb	1966
Mark Webb	1974-75
Tom Webb	1973-74
Mark Webber	1983
Terry Wedley	1987
Bodie Welch	1995-98
Nate Wellington	2019
Bobby Wells	1981-82
Eric Wells	1989-91
Sam Wells	1938
Walter Wells	1988-89
Karl Wenzel	1994-97
Mike West	1981
Tommy Westbrook	1968, 70-71
Mark Westfall	1979
Robert Westrich	1997
Kurt Wetterer	1999
Chip Whitaker	1966
Howar Whitaker	1962
Keith Whitaker	2012
George White	1965-67
Kevin White	1982
Martin White	2006-07, 09
Ned White	1983
Ryan White	2008-11
Greg Whitehead	1997-98
Waddell Whitehead	1975-77
John Wesley Whiteside	2019-20
Damien Whitfield	2013-15
Alex Whitmore	2021-22
Richard Whitt	1982
Shaun Whittinghill	2015-16
Chris Wiggins	1994-96
William Wilcox	2020-21
Gerald Wiley	1955-57
Shane Wiley	1989
Leland Wilhoite	2019-20
Johnny Wilker	1979
Harrison Wilkes	2021-22
Josh Wilkerson	1997, 99
Kenneth Wilkerson	1980-81, 84
Vernon Wilkie	1941
Antoine Williams	2020-22
Brad Williams	2007-10
Brett Williams	1978-80
Brodie Williams	2021-22
Bucky Williams	2019-21
Carl Williams	1979
Daniel Williams	1992, 94-96
David Williams	1976-77
Donald Williams	1973
Duncan Williams	2004-07
Dylan Williams	2006-09
Earl Williams Jr.	2004
Gary Williams	1993-96
Henry Williams	1947-49

AUSTIN PEAY FOOTBALL

ROSTER HISTORY

W

Jaison Williams	2016-18
James Williams	1953
John Williams	1998
Kam Williams	2018-20
Kentel Williams	2016-19
Michael Williams	1985-88
Noah Williams	2021-22
Omar Williams	2013
Quea Williams	2002-05
Reco Williams	2011-13
Reggie Williams	1990-92
Robert Williams	1981
Steve Williams	1982-84
Thomas Williams	1994-96
Travis Williams	2013-14
Tre Williams	2021-22
Darius Willis	1991-92
John Willis	1966
Trae Willis	2001-03
Gavin Willisson	2011-13
Bradford Wilmer	2011-12
Alton Wilson	1948-49
Barry Wilson	1991-94
BJ Wilson	2014-16
Bradley Wilson	2004-05
Carl Wilson	1970-71
D. Tyrone Wilson	1995-96
Dave Wilson	1992-93
David Wilson	1995
DeAngelo Wilson	2017-20
Drew Wilson	2003-06
Dustin Wilson	1998-01
Freddy Wilson	1986-87
Jariel Wilson	2020-22
Ken Wilson	2018-19
Pat Wilson	1982-85
Christian Wingfield	2021-22
Brian Wipprecht	2003-06
Grant Wisdom	2021-22
Matt Wise	2010-13
Robert Witherspoon	1982
David Wood	1946
Andy Woodard	1994
Anthony Woodard	2011-12
Tommy Woodring	1965-67
Charles Woods	1990-92
Craig Woods	1978-79
Don Woods	1954-56
Ondra Woods	1980-81
Richard Woods	1973-74
Rick Woods	2006-09
Toots Wooldridge	1941
Ron Woosley	1971-72
Brad Workman	1995
Richard Workman	1936-37
Richard Wozniak	1977-80
Darral Wright	1988
Derwin Wright	1987-90
Grad Wright	1988-91
Isaiah Wright	2022
Keith Wright	1977-78
Leslie Wright	1972

Phillip Wright	1980-84
Vernon Wright	2002-04
Victor Wright	2004-05

Y

Emmanuel Yancey	2003-06
Henry Yarber	1974-76
Brian Yarbrough	1983-84
Calon Yeldon	1992-93
David Young	1994-96
Jau'von Young	2019-22
Kelvin Young	2005-08
Mack Young	1990-92
Steve Young	2003-06

Z

Andy Zachariasen	2001-03
Issac Ziolkowski	2007-10
Ricky Zitzman	1981-82

RETIRED JERSEYS

84

HAROLD “RED” ROBERTS

END (1967-70)
Brunswick, Georgia
Glynn Academy
Number Retired in 1992

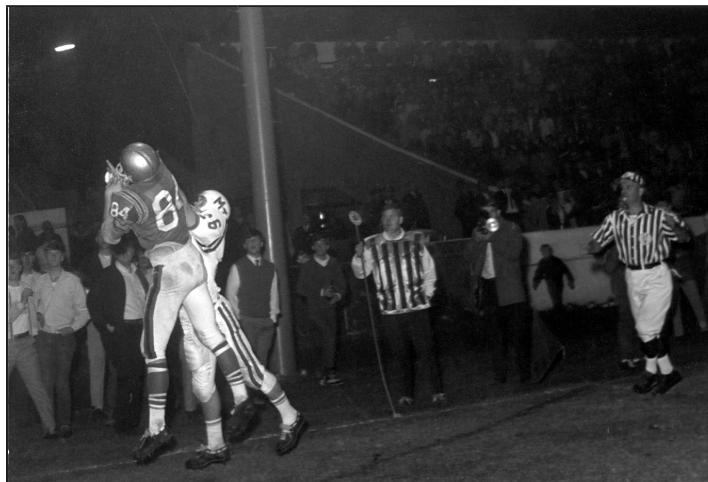
One of the most prolific pass receivers in NCAA football history, Harold “Red” Roberts finished his career with 232 receptions for 2,999 yards and 31 touchdowns – all marks that still stand as Austin Peay career records. He also put together the most dominating performance by a receiver in program history with a 20-reception outing against Murray State in 1969 in which he recorded 252 yards and four touchdowns, all school records over four decades later. Roberts was Austin Peay’s first four-time first-team All-OVC honoree and was an Associated Press Little All-America pick in 1970. Remarkably both his single-game and career receiving marks stood for decades. Eastern Illinois’ Erik Lora broke his single-game reception mark 43 years later with a 21-catch game in 2012. Lora also eclipsed his career receptions mark during the 2014 season, finishing with 332 catches. He was inducted into the APSU Athletics Hall of Fame in 1979. A longtime successful prep football coach, Roberts was inducted into the Franklin County High School Hall of Fame in 2014.

30

JOHN OGLES

FULLBACK (1963-66)
Pine Bluff, Arkansas
Gallatin High School (Tenn.)
Number Retired in 1992

At the end of his career, John Ogles was Austin Peay’s all-time leading rusher with 2,932 career yards on 636 attempts while scoring 28 touchdowns – all marks that stood for nearly four decades. He was the first back to gain more than 1,000 yards in back-to-back seasons (1965-66), a feat that was not matched for more than four decades when Chris Fletcher (2006-07) matched the feat. Ogles was a big part of Austin Peay’s 8-1-1, 8-1-0 and 6-4-0 records under head coach Bill Dupes in mid 1960s. He was a first team consensus All-American as 190-pound senior fullback in 1966, after rushing for more than 1,054 yards and scoring 78 points (13 touchdowns). Ogles also held Austin Peay’s single game record of 36 rushing attempts, which resulted in 179 net yards against Tennessee-Martin in 1966. Ogles was a member of APSU’s 1979 Hall of Fame Class and was inducted into OVC Hall of Fame in 1996.



APSU ATHLETICS HALL OF FAME INDUCTEES

The Austin Peay Athletics Hall of Fame was created in 1977 to recognize those individuals who have achieved excellence in athletics at Austin Peay and others who have contributed to the advancement of athletics at the University through their support with their time or in resources. Thirty-five members of Austin Peay’s football program have been among the 110 selections to the Hall of Fame entering the 2020 season.

- Dave Aaron, 1977
- Bill Alexander, 2022
- Jay Bailey, 2012
- Homer Bell, 1985
- Mike Betts, 1991
- Bob Bible, 1986
- Ed Bunio, 2015
- Bob Byrd, 1994
- Tim Chilcutt, 1980
- Richard Darden, 1999
- Tom Dillard, 1983
- Tommy Dobbs, 1985
- Bill Dupes, 1998
- Ben Fendley, 1979

- George Fisher, 1978
- Carlton Flatt, 1981
- Hendricks Fox, 2019
- Jeff Gooch, 2002
- Joe Neil Grisham, 1989
- Dick Hays, 1978
- Terrence Holt, 2018
- Ed Kulakowski, 1992
- L.E. Oakley, 1982
- John Ogles, 1979
- Ronnie Parson, 1984
- Steve Puthoff, 1993
- Harold “Red” Roberts, 1979
- Reedy Sears, 2014

- Ron Sebree, 2017
- Melton Self, 2020
- Bonnie Sloan, 1981
- Julius Sneed, 1988
- Andy Toombs, 1986
- Marshall Toombs, 1979
- Eddie Walls, 2003
- Brett Williams, 1998

RETIRED JERSEYS

46

**BOB
BIBLE****LINEBACKER (1975-77)**
Jasper, Tennessee
Marion County High School
Jersey Retired in 2021

Considered one of the best players, “pound-for-pound,” to ever don a Governors football uniform, Bob Bible served as the defensive foundation for Austin Peay’s first OVC championship in 1977. The 5-9 205-pound Bible earned Associated Press All-American linebacker honors during that season while also being selected OVC’s Defensive Player of the Year. As a junior, Bible was selected All-OVC after leading the Gobs in tackles with 89 initial hits and 51 assists. As senior, Bible served as the defensive captain and sparked a defensive unit that allowed just 12 points per game. That defense sparked APSU to its first OVC title and an 8-3 record. For the second-straight season, he led APSU in tackles with 99 initial hits and 71 assists. He was named All-OVC for a second time and earned the league’s best defensive player honor. Bible was selected to the AP All-America team. To wrap up his outstanding athletic career, he was named the 1978 Joy Award winner, given annually to Austin Peay’s most valuable senior athlete.



44

**JAY
BAILEY****FULLBACK (2000-02)**
Clarksville, Tennessee
Clarksville High School
Jersey Retired in 2021

Jay Bailey literally saved his best for his final campaign. Bailey’s senior season proved to be spectacular as he led the Governors to their first winning season since 1984. He posted 1,687 rushing yards, 140.6 yards per game, 319 rushing attempts, and rushing touchdowns – all program records. He led the then-Division I-AA in total rushing yards and average that season. It was impressive enough for Bailey to be named to the 2002 Sports Network and the Football Gazette’s Mid-Major All-American teams. He also earned Associated Press All-American, a rare accomplishment for a non-scholarship player to earn such distinction, as well as being named to the American Football Coaches Association All-American team. But the local product was more than a tremendous football player, earning Second Team Academic All-America. Despite playing just three seasons, he eclipsed APSU’s career marks with 2,992 yards, 31 rushing touchdowns, and 32 total touchdowns.



GOVERNORS IN PROFESSIONAL FOOTBALL

NATIONAL FOOTBALL LEAGUE

Bonnie Sloan, DT, St. Louis Cardinals, 1973 (first deaf player in NFL)
Percy Howard, WR, Dallas Cowboys, 1975
Boris (Kalen) Byrd, CB, New York Giants, 1987
Scott Fox, LB, Houston Oilers, 1987
Ron Shogog, S, New England Patriots, 1987
Michael Swift, CB, S, San Diego Chargers, 1997; Carolina Panthers, 1999; Jacksonville Jaguars, 2000
Jeff Gooch, LB, Tampa Bay Buccaneers, 1996-2001, 2004; Detroit Lions, 2002-03
DJ Montgomery, WR, Cleveland Browns, 2019; New York Jets, 2020-21; Indianapolis Colts, 2022; Houston Texans, 2022

GOVERNORS SELECTED IN THE NFL DRAFT

Year	Rd.	Ovl.	Player	Pos.	Team
1951	22	266	Waldo Binkley	OT	New York Giants
1957	10	115	Joe Grisham	DE	Baltimore Colts
1966	18	269	Ron Parson	DE	San Francisco 49ers
1966*	15	131	Tom Dillard	OT	Houston Oilers
1973	10	242	Bonnie Sloan	DT	St. Louis Cardinals
1996	4	113	Kirk Pointer	DB	Miami Dolphins

*selected in the American Football League Draft prior to the AFL/NFL merger

CANADIAN FOOTBALL LEAGUE

Ronnie Parson, DE/PK, Montreal Alouettes, 1967
Brett Williams, DE/DT, Montreal Concordes, 1985; Montreal Alouettes, 1986; British Columbia Lions, 1987; Edmonton Eskimos, 1988-91; Hamilton Tiger-Cats, 1992-93; Shreveport Pirates, 1994
Kyran Moore, WR, Saskatchewan Roughriders, 2018-22; Edmonton Elks, 2023

ALLIANCE OF AMERICAN FOOTBALL

Malik Boynton, DB, Memphis Express, 2019

UNITED STATES FOOTBALL LEAGUE (1982-86)

Brett Williams, DE/DT, Birmingham Stallions, 1983; Memphis Showboats, 1984

INDOOR FOOTBALL LEAGUE

Malik Boynton, DB, Tucson, 2021
Malcolm Goines, DL, Frisco, 2021
Kordell Jackson, DB, Frisco, 2023

OTHER INTERNATIONAL LEAGUES

Ahmaad Tanner, RB, Guelphs Firenze, 2022 (Italian Federation of American Football)



Jeff Gooch (No. 50) enjoyed a nine-year career in the National Football League, including seven seasons with the Tampa Bay Buccaneers. *Photo courtesy the Tampa Bay Buccaneers.*



Brett Williams (No. 71) enjoyed a 12-year professional career. He was a three-time Canadian Football League All-Star selection (1986, '88, '93) in 10 seasons in the league. Williams also was the recipient of the 1986 James P. McCaffrey Trophy as the CFL East Division's Outstanding Defensive Player. *Photo by Scott Grant.*



CHAMPIONS
AUSTIN PEAY FOOTBALL
2019




★ ★ ★ 2022 ★ ★ ★
AUSTIN PEAY FOOTBALL
CHAMPIONS
 **ASUN**
CONFERENCE