



AUSTIN PEAY BASKETBALL



7 CONFERENCE REGULAR-SEASON CHAMPIONSHIPS | 6 NCAA TOURNAMENT APPEARANCES | 14 ALL-AMERICANS | 6 NBA DRAFT PICKS

TENNESSEE STATE (4-3) at AUSTIN PEAY (3-5)

Saturday, Dec. 3 • 3 p.m. CT • Dunn Center (7,257) • Clarksville, Tenn.

#TougherTogether • #LetsGoPeay • @GovsMBB • @LetsGoPeay

THE MATCHUP

SERIES BREAKDOWN

MEETING: 84TH
OVERALL: 51-32 (W1)
AT AUSTIN PEAY: 32-8 (W4)
AT TENNESSEE STATE: 13-23 (L1)
NEUTRAL SITE: 6-1 (W6)
JAMES VS. TENNESSEE STATE: 1-1



SERIES HISTORY

LAST MEETING: Austin Peay 54, Tennessee State 52 (2/12/2022; at Austin Peay)
LAST AUSTIN PEAY HOME WIN: Austin Peay 54, Tennessee State 52 (2/12/2022)
LAST AUSTIN PEAY ROAD WIN: Austin Peay 68, Tennessee State 59 (12/30/2020)
LAST AUSTIN PEAY NEUTRAL SITE WIN: Austin Peay 74, Tennessee State 72 (3/3/2016; Nashville, Tenn.)
LAST MEETING AT AUSTIN PEAY: Austin Peay 54, Tennessee State 52 (2/12/2022)
LAST MEETING AT TENNESSEE STATE: Tennessee State 65, Austin Peay 61 (1/22/2022)
LAST MEETING AT NEUTRAL SITE: Austin Peay 74, Tennessee State 72 (3/3/2016; Nashville, Tenn.)
FIRST MEETING: Tennessee State 119, Austin Peay 94 (March 1963; Louisville, Ky.)
FIRST MEETING IN DUNN CENTER: Austin Peay 87, Tennessee State 73 (11/29/1976)

HEAD COACH NATE JAMES

OVERALL: 15-22 (.405)
SEASONS: 2
AT AUSTIN PEAY: 15-22 (.405)
SEASONS: 2

HEAD COACH PENNY COLLINS

OVERALL: 49-76 (.392)
SEASONS: 5
AT WESTERN KENTUCKY: 49-76 (.392)
SEASONS: 5

TALE OF THE TAPE

AUSTIN PEAY	STATISTIC	TENNESSEE STATE
65.3 (-5.3)	POINTS PER GAME (MARGIN)	72.1 (0.8)
32.0 (-3.6)	REBOUNDS PER GAME (MARGIN)	34.7 (-4.6)
12.5	ASSISTS PER GAME	13.4
2.4	BLOCKS PER GAME	4.1
6.6	STEALS PER GAME	6.4
11.5 (4.3)	TURNOVERS PER GAME (MARGIN)	12.3 (1.7)
.395	FIELD GOAL PERCENTAGE	.427
58-180	3-POINTERS MADE-ATTEMPTED	59-177
.322	3-POINT FIELD GOAL PERCENTAGE	.333
96-137	FREE THROWS MADE-ATTEMPTED	90-135
.701	FREE THROW PERCENTAGE	.667
1.1	ASSIST-TO-TURNOVER RATIO	1.1

LEADERS

POINTS PER GAME

Austin Peay: Shon Robinson (15.3)
Tennessee State: Jr. Clay (16.1)

REBOUNDS PER GAME

Austin Peay: Elijah Hutchins-Everett (6.5)
Tennessee State: Zion Griffin (5.3)

ASSISTS PER GAME

Austin Peay: Carlos Paez (3.0)
Tennessee State: Jr. Clay (4.3)

STEALS PER GAME

Austin Peay: Shon Robinson (2.3)
Tennessee State: Justin Williams (1.7)

BLOCKS PER GAME

Austin Peay: Elijah Hutchins-Everett (0.8)
Tennessee State: Zion Griffin (1.4)

3-POINTERS

Austin Peay: Carlos Paez (12)
Tennessee State: Jr. Clay (17)

FIELD GOAL PERCENTAGE (min. 19 FGs)

Austin Peay: Shon Robinson (.564)
Tennessee State: Adong Makuoi (.649)

FREE THROW PERCENTAGE (min. 7 FTs)

Austin Peay: Carlos Paez (.913)
Tennessee State: Marcus Fitzgerald Jr. (.750)

2022-23 SCHEDULE & RESULTS

DATE	AP	OPP.	OPPONENT	TIME/RESULT	TV/RECORD
Nov. 2			Fisk [^]	W, 89-64	-
Nov. 7			North Carolina State	L, 99-50	0-1
Nov. 11		RV/RV	Purdue	L, 63-44	0-2
Nov. 14			Milligan	W, 98-74	1-2
Nov. 17			South Florida	W, 62-60	2-2
Nov. 21			Albany	W, 74-59	3-2
Nov. 22			Bucknell	L, 79-65	3-3
Nov. 26			Howard	L, 56-55	3-4
Nov. 30			Western Kentucky	L, 75-74	3-5
Dec. 3			Tennessee State	3 p.m.	ESPN+
Dec. 6			Kentucky Christian	7 p.m.	ESPN+
Dec. 12			Lindsey Wilson	7 p.m.	ESPN+
Dec. 16			Murray State	7 p.m.	ESPN+
Dec. 21		13/13	Tennessee	5 p.m.	SEC Network+
Dec. 29			Queens*	5 p.m.	ESPN+
Dec. 31			North Florida*	1 p.m.	ESPN+
Jan. 5			Florida Gulf Coast*	7 p.m.	ESPN+
Jan. 7			Central Arkansas*	4:30 p.m.	ESPN+
Jan. 12			Lipscomb*	8 p.m.	ESPN+
Jan. 14			Lipscomb*	4 p.m.	ESPN+
Jan. 19			Bellarmine*	7 p.m.	ESPN+
Jan. 21			Eastern Kentucky*	3 p.m.	ESPN+
Jan. 26			Kennesaw State*	6:30 p.m.	ESPN+
Jan. 28			Jacksonville State*	4 p.m.	ESPN+
Feb. 2			Liberty*	7 p.m.	ESPN+
Feb. 4			Queens*	3 p.m.	ESPN+
Feb. 9			North Alabama*	7:45 p.m.	ESPN+
Feb. 11			Central Arkansas*	3 p.m.	ESPN+
Feb. 16			Jacksonville*	7 p.m.	ESPN+
Feb. 18			North Florida*	3 p.m.	ESPN+
Feb. 22			Stetson*	6 p.m.	ESPN+
Feb. 24			Florida Gulf Coast*	6 p.m.	ESPN+

Home

Away

Greenlight Sunshine Slam

Greenlight Sunshine Slam Ocean Bracket semifinals - Daytona Beach, Fla. (Ocean Center)

Greenlight Sunshine Slam Ocean Bracket championship - Daytona Beach, Fla. (Ocean Center)

[^] Exhibition

• ASUN Conference contest

All times Central

Rankings: AP/USA Today Coaches

BROADCAST INFORMATION

TELEVISION

Play-by-play: Barry Gresham

Analyst: Bob Belvin



GOVERNORS SPORTS NETWORK

Play-by-play: Brian Rives

Analyst: Ethan Schmidt



MEDIA INFORMATION

GENERAL INFORMATION

Name.....Austin Peay State University
 Location Clarksville, Tenn.
 Founded 1927
 Nickname..... Governors
 Enrollment 11,048
 Colors Red and White
 Arena Dunn Center
 Capacity 7,257
 Affiliation NCAA Division I
 Conference ASUN Conference
 President..... Dr. Michael Licari
 Alma Mater Minnesota, 1993
 Athletics Director Gerald Harrison
 Alma Mater Tennessee, 2001
 Athletic Department Phone 931-221-7904

TEAM INFORMATION

Overall Record 3-5
 ASUN Record 0-0
 Home 1-2
 Away 1-2
 Neutral 1-1

All-Time Record 1262-1140 (.525)
 Seasons 92
 All-Time Home Record 426-193 (.688)
 All-Time Away Record N/A
 All-Time Neutral Site Record N/A
 First varsity season 1929-30
 ASUN Regular Season Championships 0
 ASUN Tournament Championships 0
 NCAA Tournament Appearances 6
 1974,1987,1996,2003,2008,2016
 Last NCAA Tournament Appearance... 2016
 lost to Kansas, 105-79
 Last Postseason NIT Appearance 2007
 lost to Air Force, 75-61
 Last CollegeInsider.com Appearance.. 2018
 lost to UIC, 83-81
 Last CBI Tournament Appearance 2011
 lost to Boise State, 90-83

Media Credentials

- Media representatives should make all requests online (https://letsgopeay.com/sb_output.aspx?form=86). Questions can be directed to Nicholas Petrone, Director of Athletic Communications.
- Due to the limited number of seats available on press row, priority is given to daily newspapers, major magazines and electronic media in the geographic areas of the competing teams.
- Austin Peay reserves the right to refuse any credential request deemed not to be in the best interest of the University.

Photo Credentials

- Due to limited space on the baseline and the inability to create a double row for photographers, virtually no freelance photographers are allowed to shoot during the season.
- There are permanent lights in the Dunn Center, thus installation by any other media agency is very limited.

Radio Credentials

- Passes for non-broadcasting radio stations will be allotted on a first-come, first-serve basis.
- If a radio network is requesting a stringer to cover the game, the request needs to be made by the network, not the individual.
- Radio spotters and statisticians are not provided by Austin Peay.
- Radio stringers who are requesting live, cell phone interviews following a game need to contact Nicholas Petrone, Director of Athletic Communications. These requests will be handled if a player has completed interviews outside the team meeting room with the media in attendance. If a radio stringer goes directly to a player or a coach, he or she may be asked to leave the area.

Parking

- The media parking lot is located in Lot 71 off Forbes Avenue. A parking pass is not required.

Media Will Call Entrance

- The media will call entrance is located at Gate A on the south side of the Dunn Center. All media should enter the building at the media entrance.
- Media will call opens 60 minutes prior to the scheduled tip-off time.

Locker Room Policy

- The Austin Peay locker room for all games is closed.
- For all games, Austin Peay head coach Nate James and select players will be available to working media after the NCAA mandated 10-minute "cooling off" period. At least one full-time staff member of the Austin Peay athletic communications department will be present at all times to help with any requests.
- James, followed by select players, will address the media following each game at a specified location. At home, the postgame availability will take place on Dave Loos Court. For road games, the location is determined by the host institution's media relations staff. Interview requests for Austin Peay players need to be made to Nicholas Petrone, Director of Athletic Communications, with at least five minutes remaining in regulation.
- At home, interview requests for the visiting team's coach and players are left to the discretion of the team's media relations staff.

MEDIA INFORMATION

Interview Procedures

- Student-Athletes - All interviews with Austin Peay men's basketball student-athletes must be arranged through the athletic communications office. Please contact Nicholas Petrone, Director of Athletic Communications, for Austin Peay player requests.
- Interview requests must be made at least 24 hours in advance.
- There will be no interviews on the day of a game prior to tip-off. There are no exceptions to this rule for any purpose, including nationally televised broadcasts.
- Coaches - All interviews with Austin Peay head coach Nate James can be arranged through Petrone.
- Requests for interviews with assistant coaches or men's basketball staff also should be arranged through Petrone.
- Personal phone numbers of Austin Peay student-athletes, coaches or administrators will not be given to the media.

Practice Coverage

- Most Austin Peay practices and shootarounds are closed to all outside parties. Media members can contact Nicholas Petrone, Director of Athletic Communications, about attending a specific practice session.

Live Video Streaming Applications

- The use of live video streaming applications, such as Periscope and Meerkat, is not permitted at Austin Peay men's basketball media functions, including press conferences, student-athlete media availability and postgame sessions.

Media Releases/Game Notes

- General Austin Peay men's basketball releases, as well as game notes, will be emailed to a media distribution list and posted to LetsGoPeay.com, the official website for Austin Peay Athletics.
- To join the distribution list, send an email to Nicholas Petrone, Director of Athletic Communications.
- Game notes will be available at least one day prior to each game.

Injury Information

- Austin Peay athletic communications and athletic trainers do not provide student-athlete injury information at any time to media.

Radio Information

- The radio broadcast tables are located on the west side of Dave Loos Court.
- Access to the tables is through Gate A.
- One ethernet line is accessible to the visiting radio network as designated by that school's media relations office.
- Space is guaranteed for only one broadcast crew from a visiting school. Student stations will generally not be permitted to broadcast due to space limitations. Requests for additional broadcast crews need to be made through the visiting team's media relations office.

Telephones/Internet

- Courtesy telephones are not available for media use.
- There are both ethernet and wireless connections available for media relations staff, writers and photographers at each home game.

NBA Scouts

- NBA scouts may request a media pass to Austin Peay home men's basketball games. Requests for passes should be made at least one day in advance online (https://letsgopeay.com/sb_output.aspx?form=86).
- These requests are handled on a first-come, first serve basis.
- Passes will be left at media will call at Gate A on the south side of the Dunn Center.

AUSTIN PEAY ATHLETICS STYLE GUIDE**THE GOAL**

To convey a consistent image for Austin Peay Athletics.

UNIVERSITY NAME

Austin Peay State University is the formal name of the university, Austin Peay may be used. NEVER use Austin Peay State.

MASCOT

For all teams, Govenors on first reference, Govs on succeeding references.

GOVS' & GOVERNORS'

The possessive forms of the mascots should place the apostrophe after the entire word. NEVER place the apostrophe before the "s".

ABBREVIATION

The preferred abbreviation is APSU.

AUSTIN PEAY
GOVERNORS

Austin Peay Athletic Communications Staff

Cody Bush	Assistant Athletic Director of Strategic Communications and Branding bushc@apsu.edu	931-221-7561
Nicholas Petrone*	Director of Athletic Communications petronen@apsu.edu	931-221-6561
Casey Crigger	Assistant Director of Athletic Communications criggerc@apsu.edu	931-221-6563
Alex Allard	Athletic Communications Assistant allarda@apsu.edu	931-221-6562
Chris Austin	Athletic Communications Assistant austinc@apsu.edu	

*Primary men's basketball contact

Mailing Address:
APSU Sports Information Office
P.O. Box 4515
Clarksville, TN 37044

Shipping Address:
APSU Sports Information Office
681 Summer Street
Clarksville, TN 37040

AUSTIN PEAY NOTES

Final meeting in the Dunn

Saturday is the 41st and final meeting between Austin Peay and Tennessee State in the Dunn Center before the Governors open F&M Bank Arena in 2023-24. The Governors are 32-8 all-time in the series in Clarksville.

A series first

The 84th edition of the Austin Peay-Tennessee State series is the first without both as members of the OVC. The Governors are in their first season in the ASUN.

The Tigers are Austin Peay's first opponent from the OVC without the Governors also a member of the league.

Game promotions

Saturday's game is a "Red Out." All Austin Peay fans are encouraged to wear red to the Dunn Center.

Saturday is also "Faculty and Staff Appreciation Day." With valid school ID, all Austin Peay faculty and staff receive free admission and discounted tickets (\$5 each) for guests to the game when they enter through Gate A.

Looking Up

Austin Peay is the only team in the nation to face the two tallest players in the country this season in Western Kentucky's Jamarion Sharp (7-foot-5) and Purdue's Zach Edey (7-foot-4).

Including South Florida's Russel Tchewa (7-foot-0) and Bucknell's Andre Screen (7-foot-1) and Noah Williamson (7-foot-0), the Governors have faced five seven-footers so far this season.

Streaking in Clarksville

Austin Peay has won the last four meetings against the Tigers in the Dunn Center by an average of 14.3 points per game. Three of the four wins have come by 15 points or more.

Record-setters

Two Austin Peay individual single-game records were set against Tennessee State.

Terry Taylor set the mark for best 3-point percentage (1.000) when he went 6-of-6 from deep on Jan. 24, 2020.

Gerald Gray made the most free throws (18) on Jan. 2, 1985.

Hutchins-Everett against the Tigers

Elijah Hutchins-Everett has averaged 12.5 points in two-career games versus Tennessee State.

CSC

Austin Peay is 3-1 this season when Caleb Stone-Carrawell scores at least 12 points.

Austin Peay's first ASUN award

Shon Robinson was named the ASUN Newcomer of the Week on Nov. 21. He became the school's first player to garner the honor with the Governors playing their first season in the league.

Robinson averaged 18.5 points and 7.0 rebounds in a pair of wins over Milligan and South Florida. Against the Buffaloes, he tallied career-highs in points (27), field goals made (10), field goal attempts (16), free throws made (7), free throw attempts (13), and steals (6). Robinson posted 10 points and five rebounds in 18 minutes as the Governors defeated the Bulls and an AAC opponent for the first time in program history.

Ware named to Sunshine Slam All-Tournament Team

Jalen Ware was named to Greenlight Sunshine Slam, presented by Discount Tire, All-Tournament Team on Nov. 23. In three games, Ware averaged 8.3 points, 7.0 rebounds, and 1.0 blocks per game. He shot 60 percent overall (9-of-15) and from distance (3-of-5).

Making history

Austin Peay scored its first win in program history against South Florida and an American Athletic Conference opponent with a 62-60 victory at South Florida on Nov. 17. It was the first victory over a current member of the AAC since an 81-80 triumph at Memphis, then affiliated with Conference USA, on Nov. 22, 2002.

Dunk City

Austin Peay has recorded 18 dunks in its first eight games.

Paez dishing out success

Carlos Paez ranks seventh on Austin Peay's all-time list with 345 assists. He needs 14 to pass Greg Franklin ((1989-93) for sixth.

Hold 'em to 60

The Governors are 8-1 in their last nine games when holding opponents to 60 points or less.

A lock with the halftime lead

Over the past five seasons, Austin Peay is 72-21 when holding a halftime lead.

Magic number: 70

Since the 2010-11 season, the Governors have compiled a record of 152-82 when scoring 70 or more points.

The streak continues

Austin Peay has made at least one 3-pointer in 645 straight games. The last time the Governors did not make a trey was on Feb. 18, 2002 against Morehead State.

3 for the Peay

The Governors have won three of their last four games when they make 10 or more 3-pointers.

Stealing victories

Austin Peay has won four of its last five games, including two straight, when recording 10 or more steals.

Team and individual statistical rankings

Austin Peay leads the ASUN and ranks 36th nationally in turnover margin (4.2). The Governors are third in the league and 73rd in the country in turnovers forced per game (15.75) and fourth in the conference and 61st nationally in fewest turnovers per game (11.5).

Paez leads the ASUN and ranks 24th nationally in free throw percentage (.913). He is fifth in the league in free throws made (21). Hutchins-Everett is fifth in the league in rebounds (52).

Worldwide presence

The Governors are represented by nine states - Tennessee (Kamarie Coffey, Codey Bates, Jacob Roberts), North Carolina (Stone-Carrawell, Ware), New York (Sean Durugordon, Kelechi Okworogwo), New Jersey (Elijah Perkins, Rodrique Massenat), Texas (Drew Calderon), Maryland (Guy Fauntleroy), Illinois (Robinson), Alabama (Nathan Moore), and Georgia (Cameron Copeland).

Paez, from Venezuela, is the team's lone international player. Austin Peay has had a player from outside of the United States on its roster every season dating back to the 2013-14 campaign.



Barry Gresham (right) serves as the play-by-play voice for all ESPN+ broadcasts inside the Winfield Dunn Center, while Bob Belvin is the analyst.

All Austin Peay men's basketball games inside the Dunn Center are televised online on ESPN+.

Gresham enters his 12th season as Austin Peay's ESPN+ play-by-play voice in 2022-23. He is also an assistant professor in the university's Department of Communication and is the coordinator of the Sports Communication concentration. Under Gresham's supervision, student sports productions has received eight awards from the Ohio Valley Conference, including twice the Program of Excellence Award. Gresham's play-by-play broadcasts were honored three times with the OVC's Professionalism in Announcing Award. Gresham began his broadcasting career in 1986 and previously served as a play-by-play announcer for Western Kentucky, SEMO, Tennessee State, Sirius Satellite Radio, and Comcast Sports Southeast.

Belvin enters his second season as Austin Peay's analyst in 2022-23. He also serves as an analyst on ESPN+ for the ASUN, OVC, and Conference USA.

How do I subscribe to ESPN+?

Fans sign up to ESPN+ for just \$6.99 a month (or \$69.99 per year) at ESPN.com, ESPNplus.com or on the ESPN App (mobile and connected devices). It is also available as part of The Disney Bundle that gives subscribers access to Disney+, ESPN+ and Hulu for \$13.99/month (Hulu w/ads) or \$19.99/month (Hulu w/o ads).

Where can I watch ESPN+ with my subscription?

A subscriber can watch ESPN+ by visiting ESPN.com or ESPNplus.com or downloading the ESPN App (mobile and connected devices).

Can I watch non-Austin Peay events with my ESPN+ subscription?

Programming on ESPN+ includes exclusive UFC events, hundreds of MLB and NHL games, college sports (including football, basketball and nearly a dozen other sports from 20 conferences), top domestic and international soccer (LaLiga, Bundesliga, Serie A, FA Cup, MLS, Copa Del Rey, EFL Championship, Carabao Cup, Eredivisie, and more), Golf (coverage from PGA Tour, The Masters and PGA Championship), Top Rank Boxing, Grand Slam tennis, international and domestic rugby and cricket, exclusive ESPN+ Original series and studio shows (including ESPN+ NFL PrimeTime, Peyton's Places, Stephen A's World, SportsNation, The Fantasy Show, Why Not Us, America's Caddie, Detail, ESPN FC, Better Days, Our Time, The Ultimate Fighter, Dana White's Contender Series, and many more), plus exclusive access to the entire library of ESPN's award-winning 30 for 30 films.

GOVERNORS SPORTS NETWORK



Brian Rives (right) serves as the play-by-play voice of the Governors, while Ethan Schmidt is the analyst.

The flagship radio station of the Governors Sports Network, ESPN Clarksville 104.1 FM/540 AM, carries every broadcast during the season. Broadcasts are also available on your computer or mobile device through [TuneIn.com](https://tunein.com) or the TuneIn app.

The Governors Sports Network allows Austin Peay fans throughout Middle and West Tennessee and Western Kentucky to catch the Governors on their radio. Every preseason, regular season and postseason contest for Austin Peay will be available during the season. The Governors Sports Network provides a highly efficient way to reach multiple demographics and an attentive audience through a single partnership. The Governors Sports Network is able to offer both local and regional exposure during the official pregame shows, play-by-play broadcast and postgame show.

Rives enters his fifth season as Austin Peay's play-by-play voice for the Governors Sports Network in 2022-23 and his 17th season overall with the network. He also handles the play-by-play for the Austin Peay football team.

Schmidt enters his second season as Austin Peay's analyst for the Governors Sports Network in 2022-23.

Governors Gameday, the Austin Peay pregame show, begins 30 minutes prior to tip-off. The Governors Wrap-Up Show starts immediately after the final whistle and includes interviews with Austin Peay head coach Nate James and select players.

ONE FINAL RUN IN THE DUNN

The 2022-23 campaign marks the final season for Austin Peay in the Dunn Center before moving to F&M Bank Arena.

The Dunn Center has been home to the Governors since it opened in 1975. Considered one of the top mid-major facilities in the south, it has evolved into one of the more intimidating basketball courts in the ASUN Conference.

The 132,000 square-foot complex, officially named the Winfield Dunn Health and Physical Education Building and Convocation Complex in honor of Governor Dunn, was built for \$5.3 million when construction started in February 1973. The dominating edifice on the northwest corner of the Austin Peay campus is over seven stories tall with 78 feet separating the top of the building from its Permaflex playing surface. The Dunn Center, which was nicknamed "The House that Fly Built" upon completion, replaced the Memorial Gymnasium, affectionately called "The Little Red Barn," which served as the Governors home court from 1952 until the Dec. 1, 1975 tip-off.

On Jan. 16, 1988, the basketball arena contained within the Dunn Center was named Dave Aaron Arena in honor of the school's former athletics director, football coach and then all-time winningest basketball coach. In Summer 2007, the playing surface was named "Dave Loos Court" in honor of the longtime Governors basketball coach who surpassed Aaron's win total during the previous season.

The Dunn Center is the home court for Governors' men's and women's basketball and volleyball programs. It also serves as an indoor practice facility for the athletic department's other sports when inclement weather prevents use of their respective outdoor facility. In addition, the University's graduations are held in the facility and it is host to area high school graduations each May, in addition to programs for the Clarksville-Montgomery County School Systems.

On the ground floor, the Dunn Center houses the men's and women's basketball offices on the north end; locker rooms for Austin Peay soccer, volleyball, softball, men's basketball, women's basketball and men's cross country, in addition to the training facility and softball offices on the east; facilities, concessions, ticket booths and the Hall of Fame display cases in the south; and the Dunn Center Weight Room and storage facilities on the west side. The second floor hosts the university's Health and Human Performances offices and classrooms (east side); the David P. Roe Athletic Academic Services Center (south) and the administrative office space, including the ticket office, on the west side. The third floor contains office space for women's golf and Peak Sports Management (east side) and soccer (west side) as well as large spaces for workouts or hosting small gatherings.

The Dave Aaron Arena space has undergone extensive renovations since 2004. By the end of Summer 2013, the entire facility had been revamped with new seating, a new playing surface, new scoreboards and a spectacular new video board. The David P. Roe Athletic Academic Services Center was constructed in 2006 under the seats located on the second floor of the south end. The Governors weight room also has been extensively remodeled. The court was repainted in Summer 2019 to its current design.

Dunn Center Timeline

1973	Construction begins in February
Dec. 1, 1975	Austin Peay plays first basketball game at Dunn Center, defeating Old Dominion, 78-73.
Jan. 16, 1988	Basketball arena named "Dave Aaron Arena"
Sept. 23, 1992	President George H.W. Bush becomes first sitting president to speak in Dunn Center
Fall 2004	First floor bleacher seating replaced with cushioned telescopic seating. First video boards installed.
March 17, 2004	Austin Peay defeats Belmont in opening round of NIT, the first national post season tournament game hosted at the Dunn Center
Summer 2006	David P. Roe Athletic Academic Services Center constructed
Summer 2007	Basketball court named "Dave Loos Court"; second-floor chairback seating replaced with cushioned stadium seats
Summer 2012	Original basketball court floor removed, replaced with PermaFlex flooring system
Summer 2013	Scoreboard and video boards replaced; Daktronics scoreboards, video boards and 13 scoring tables installed
Winter 2014	Men's Basketball locker room named "Don Jenkins Locker Room"
Summer 2019	Court surface repainted with updated, modern scheme

THE GOVERNORS IN THE DUNN CENTER

Season	W-L	Pct	Coach
1975-76	13-0	1.000	Kelly
1976-77	13-1	.929	Kelly
1977-78	9-3	.750	Thompson
1978-79	7-7	.500	Thompson
1979-80	6-7	.463	Bargatze
1980-81	7-6	.538	Bargatze
1981-82	4-7	.364	Bargatze
1982-83	7-3	.700	Bargatze
1983-84	9-6	.600	Jackson
1984-85	5-7	.417	Jackson
1985-86	12-2	.860	Kelly
1986-87	9-3	.750	Kelly
1987-88	8-3	.727	Kelly
1988-89	11-3	.786	Kelly
1989-90	4-6	.400	Kelly
1990-91	8-6	.571	Loos
1991-92	10-2	.833	Loos
1992-93	5-7	.417	Loos
1993-94	9-3	.750	Loos
1994-95	7-5	.583	Loos
1995-96	8-4	.667	Loos
1996-97	12-2	.857	Loos
1997-98	11-2	.846	Loos
1998-99	8-4	.667	Loos
1999-00	10-3	.769	Loos
2000-01	11-1	.916	Loos
2001-02	9-4	.692	Loos
2002-03	14-0	1.000	Loos
2003-04	13-0	1.000	Loos
2004-05	7-5	.583	Loos
2005-06	11-2	.846	Loos
2006-07	13-2	.867	Loos
2007-08	13-1	.927	Loos
2008-09	9-5	.643	Loos
2009-10	11-4	.733	Loos
2010-11	10-3	.769	Loos
2011-12	8-5	.615	Loos
2012-13	5-8	.385	Loos
2013-14	8-6	.571	Loos
2014-15	6-7	.462	Loos
2015-16	7-7	.500	Loos
2016-17	5-8	.385	Loos
2017-18	12-6	.667	Figger
2018-19	13-5	.722	Figger
2019-20	14-0	1.000	Figger
2020-21	8-5	.615	Figger
2021-22	6-5	.545	James
2022-23	1-2	.333	James
Totals	426-193	.688	

Quick Facts

Playing Surface:	PermaFlex
Capacity:	7,257
First Game:	Dec. 1, 1975 Austin Peay def. Old Dominion (78-73)
Daktronics Video Display System:	4 video screens (9½ x 16 feet) Center-hung Ring (2½ feet tall, 17 foot diameter)

F&M BANK ARENA



BENCHMARKS

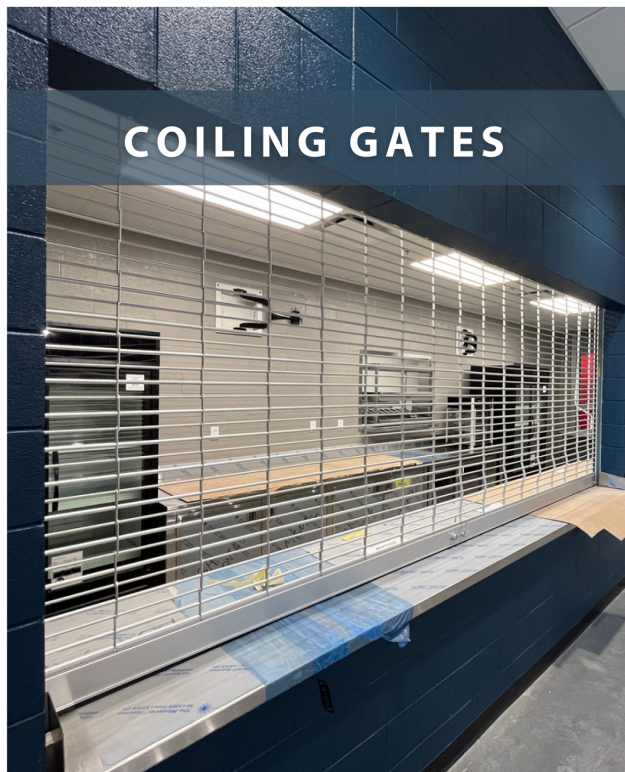
- Power is Distributed in all IDF Rooms - along with Drops for Switches
- South Concourse Flooring was Poured and Polished this Week
- Concourse and Event Level Coiling Gates are up for Necessary Areas
- Event and Concourse Level Drain Pans are Installed
- Stair 6 Paint is Complete this Weekend
- Temporary Power is Removed from Suite and Event Levels

Weekly Highlights

ON SITE TRADES TO HAVE
INTERNET BY END OF WEEKEND

SITE LANDSCAPING IS
COMPLETE FOR ENTIRE SITE


MILLWORK DESK AREAS ARE
COMPLETE ON CONCOURSE
& MEZZANINE LEVELS



DECEMBER 2, 2022

F&M BANK ARENA

WORK IN PROGRESS



- 1 MDF Room Installation and Programming is Ongoing
- 2 Concourse Level TV Mounts are Nearly Complete
- 3 South Corridor of Event Level Clean-up is Ongoing
- 4 Installation of Lockers for the Ford Ice Center is Underway

Exterior Handrails are on Site and Finishing with Installation
Event Level Lighting Controls are Underway and Nearing Completion
Ice Subcontractor is on Site and Working through Unit Start-ups
East Run of Arena Sock Duct is Nearing Completion
Finishes in APSU Locker Room are Underway
Final Overhead Work is Nearing Completion on Event Level



FINISH WORK IS UNDERWAY AND ONGOING IN THE EVENT LEVEL VIP BAR AND DINING AREA. THIS AREA WILL BE OPEN TO ALL VIP AND FLOOR TICKET HOLDERS, AS DESIGNATED PER EVENT AT THE ARENA.

DECEMBER 2, 2022

F&M BANK ARENA

NEXT STEPS



Center Hung Arena Install Starts NEXT WEEK

- Fire Marshal Walks are Upcoming this Month
- Dasher Installation will Start Next week in the Ford Ice Center, Community Ice Area
- Fire Pump Commissioning will be Thursday, Dec 8
- Ice Will be Built the week of Dec 12th and 19th
- Further Punch Walks will be the Week of Dec 12th
- Dock Levelers are Installing this Month



FORD ICE CENTER DASHER MATERIALS



TEMPORARY POWER SHIPPING OUT



PIZZA OVEN FOR CONCOURSE

APSU LOCKER ROOM CUSTOM CABINETRY



Weekly Updates provided for the Montgomery County Event Center Project by
Commonwealth Development Group, Inc.
 Your Idea. We make it happen. / www.cdgtn.com



TERRY TAYLOR IN THE NBA

TERRY TAYLOR 21

POSITION: FORWARD
HEIGHT: 6-5
WEIGHT: 230 LBS.
YEARS PRO: 1
COLLEGE: AUSTIN PEAY
BORN: 9/23/99 IN BOWLING GREEN, KENTUCKY
ACQUIRED: SIGNED, 4/7/22
TWITTER: @TerryTaylor21

CAREER HIGHS REGULAR SEASON

MIN:..... 38, vs. CHI, 2/4/22
 FGM:..... 10, vs. ORL, 2/2/22
 FGA:..... 17, vs. CHI, 2/4/22
 3-pt FGM:..... 3, vs. DET, 4/3/22
 3-pt FGA:..... 4, vs. DET, 4/3/22
 vs. PHI, 4/5/22
 FTM:..... 4, vs. DEN, 3/30/22
 FTA:..... 6, vs. DEN, 3/30/22
 OR:..... 8, vs. CHI, 2/4/22
 vs. DEN, 3/20/22
 DR:..... 10, vs. ORL, 2/2/22
 TR:..... 16, vs. ORL, 2/2/22
 AST:..... 5, vs. CHI, 2/4/22
 ST:..... 2, Three times
 Last: vs. DEN, 3/30/22
 TO:..... 3, vs. CHI, 2/4/22
 vs. SAC, 3/23/22
 BKS:..... 2, at DAL, 1/29/22
 PTS:..... 24, vs. ORL, 2/2/22



TERRY TAYLOR IN THE NBA

THE PLAYERS



IN THE REGULAR SEASON, THE LAST TIME TERRY ...

...MISSED A GAME

due to Coach's Decision: at San Antonio, 3/12/22

...SCORED 20+ POINTS

21, vs. Chicago, 2/4/22

...RECORDED A DOUBLE-DOUBLE

21 points, 14 rebounds, vs. Chicago, 2/4/22

...RECORDED 10+ REBOUNDS

10, at Atlanta, 2/8/22



REGULAR SEASON MISCELLANEOUS TOTALS

...GAMES WITH:

20+ points - 2

10+ points - 17

10+ rebounds - 3

...DOUBLE-DOUBLES: 2

STATISTICS

REGULAR SEASON		3-POINT															
YR	G-GS	MIN	FGM-FGA	PCT	FGM-FGA	PCT	FTM-FTA	PCT	OR	DR	TR	AVG	AST	PF-DQ	ST	TO	BKS
2021-22 IND	33-7	714	135-220	.614	12-38	.316	36-51	.706	95	77	172	5.2	4.1	61-1	14	23	8
																	318
																	9.6

2021-22

After competing with the Pacers during Training Camp and the preseason, Taylor began the season with the Fort Wayne Mad Ants in the NBA G League before he was signed to a two-way contract Dec. 15...He scored his first NBA points as he finished with four against Charlotte, 1/26...Saw his first significant action in the road win at Oklahoma City, 1/28, as he sparked the Pacers with eight points and five rebounds in eight minutes off the bench...Scored in double figures for the first time with 15 points to go with eight rebounds in the win over the Clippers, 1/31...Posted his best outing of the season with 24 points and 16 rebounds against Orlando, 2/2...His 16 rebounds were the most by an undrafted first-year player in Pacers NBA franchise history...Finished with 21 points, 14 rebounds and a season-high five assists against Chicago, 2/4...Scored in double figures in 17 games, including two with 20 or more, and posted two double-doubles...Signed a standard contract with Indiana April 7...Made 11 starts for the Mad Ants during NBA G League play and averaged 19.5 points, a league-leading 12.1 rebounds per game, 1.1 steals and 1.3 blocks per game...He also shot 68 percent from the field.

COLLEGE

Completed his decorated college career ranked first in Austin Peay's program history in points (2,507), first in field goals made (967), fourth in field goal percentage (.536), third in free throws (420), first in offensive rebounds (515), second in total rebounds (1,248) fourth in blocks (132) and first in minutes played (4,370)...Was named Ohio Valley Conference Player of the Year twice after his junior and senior seasons, earned First Team All-Conference honors four times and started all 127 of his appearances while averaging 19.7 points, 9.8 rebounds, 1.4 assists and 1.1 blocks per game...**2020-21:** Named the OVC Player of the Year for the second straight season, Taylor averaged 21.6 points, 11.1 rebounds, 1.6 assists and 1.2 steals in 27 points...Shot 52.1 percent from the field and a career-best 79.4 percent from the foul line...Posted double-doubles in 20 of his 27 games...Set season highs with 38 points and 17 rebounds in Austin Peay's win at Eastern Illinois, 1/9...**2019-20:** Earned First Team All-Conference honors for the third consecutive year and was named the OVC Player of the Year after averaging 21.8 points, 11.0 rebounds, 1.4 assists and 1.3 steals per game over 33 starts...Topped the 30-point scoring mark five times and recorded 20 or more points 20 times...Pulled down 10 or more rebounds 19 times with 18 double-doubles...Finished with 26 points and a career-high 23 rebounds at Belmont, 2/8...**2018-19:** Earned All-Conference honors for the second straight season as he averaged 20.5 points, 8.9 rebounds, 1.7 assists and 1.1 steals per game...Shot 53.1 percent from the field and 74.1 percent from the free throw line...Scored 20 or more points 18 times with six games with 30 or more...Posted his best marks of the year as he scored a career-high 42 points - the second-highest total in school history - to go with 18 rebounds in a win at Morehead State, 2/16...**2017-18:** Earned Ohio Valley Conference Freshman of the Year and First Team All-Conference honors during his first year on campus...Averaged 15.6 points and 8.6 rebounds per game while shooting 54.1 percent from the field and 43.2 percent from 3-point range...His 291 rebounds were an Austin Peay freshman record, and his 530 points is second all-time by a freshman...Scored 30+ points twice and 30 or more points eight times...Finished with 14 games with 10 or more rebounds with 12 double-doubles.

PERSONAL

Born Sept. 23, 1999, in Bowling Green, Kentucky, to Tocarro Taylor...Has one brother, Christopher...Graduated from Austin Peay University with a degree in social work...Was named First-Team All-State at Bowling Green High School and was selected as a Kentucky Junior-Senior All-Star Game participant.

2022-23 ROSTER



NUMERICAL ROSTER

No.	Name	Pos.	Ht.	Wt.	Yr.	Hometown/High School/Previous School
0	Sean Durugordon	F	6-5	220	R-So.	Harlem, N.Y./Putnam Science Academy (Conn.)/Missouri
1	Carlos Paez	G	5-10	180	Sr.	Naguanagua, Venezuela/Sunrise Christian Academy (Kan.)
2	Elijah Perkins	G	6-4	190	Fr.	Middletown, N.J./Camden
3	Caleb Stone-Carrawell	F	6-7	210	R-So.	Concord, N.C./Cox Mill/Charlotte
4	Elijah Hutchins-Everett	C	6-11	255	So.	Orange, N.J./Putnam Science Academy (Conn.)
5	Drew Calderon	G	6-4	190	So.	The Woodlands, Texas/College Park
10	Guy Fauntleroy	G	5-10	170	Fr.	Prince George's County, Md./Olympus Prep Academy (N.J.)
11	Rodrique Massenat	G	6-5	200	Jr.	Trenton, N.J./Trenton Catholic Academy/National Park College
12	Shon Robinson	F	6-9	225	R-So.	Chicago, Ill./Eduprize/San Jose State
14	Nathan Moore	F	6-9	220	R-Jr.	Huntsville, Ala./Huntsville/Wallace State Community College
20	Codey Bates	G	6-2	210	Sr.	Memphis, Tenn./Southwind
22	Kamarie Coffey	G	6-7	200	So.	Clarksville, Tenn./West Creek/Columbia State Community College
23	Kelechi Okworogwo	F	6-6	210	Fr.	Bronx, N.Y./Westminster School (Conn.)
24	Jalen Ware	F	6-8	200	R-So.	Winston-Salem, N.C./Walkertown/Tallahassee Community College
41	Cameron Copeland	F	6-7	190	Sr.	Douglasville, Ga./Douglas County/College of Charleston
42	Jacob Roberts	G	6-4	210	So.	Memphis, Tenn./White Station

ALPHABETICAL ROSTER

No.	Name	Pos.	Ht.	Wt.	Yr.	Hometown/High School/Previous School
20	Codey Bates	G	6-2	210	Sr.	Memphis, Tenn./Southwind
5	Drew Calderon	G	6-4	190	So.	The Woodlands, Texas/College Park
22	Kamarie Coffey	G	6-7	200	So.	Clarksville, Tenn./West Creek/Columbia State Community College
41	Cameron Copeland	F	6-7	190	Sr.	Douglasville, Ga./Douglas County/College of Charleston
0	Sean Durugordon	F	6-5	220	R-So.	Harlem, N.Y./Putnam Science Academy (Conn.)/Missouri
10	Guy Fauntleroy	G	5-10	170	Fr.	Prince George's County, Md./Olympus Prep Academy (N.J.)
4	Elijah Hutchins-Everett	C	6-11	255	So.	Orange, N.J./Putnam Science Academy (Conn.)
11	Rodrique Massenat	G	6-5	200	Jr.	Trenton, N.J./Trenton Catholic Academy/National Park College
14	Nathan Moore	F	6-9	220	R-Jr.	Huntsville, Ala./Huntsville/Wallace State Community College
23	Kelechi Okworogwo	F	6-6	210	Fr.	Bronx, N.Y./Westminster School (Conn.)
1	Carlos Paez	G	5-10	180	Sr.	Naguanagua, Venezuela/Sunrise Christian Academy (Kan.)
2	Elijah Perkins	G	6-4	190	Fr.	Middletown, N.J./Camden
42	Jacob Roberts	G	6-4	210	So.	Memphis, Tenn./White Station
12	Shon Robinson	F	6-9	225	R-So.	Chicago, Ill./Eduprize/San Jose State
3	Caleb Stone-Carrawell	F	6-7	210	R-So.	Concord, N.C./Cox Mill/Charlotte
24	Jalen Ware	F	6-8	200	R-So.	Winston-Salem, N.C./Walkertown/Tallahassee Community College

COACHING STAFF

Head Coach: Nate James (Duke, 2001) - 2nd
 Associate Head Coach: Brett Carey (UNC Asheville, 2001) - 2nd
 Assistant Coach: Jason Harris (Fordham, 2001) - 2nd
 Assistant Coach: Carl Little (Liberty, 2010) - 2nd

SUPPORT STAFF

Director of Athletic Communications: Nicholas Petrone (Hanover, 2007) - 1st
 Director of Operations: Stephen Peoples (Pensacola Christian College, 2010) - 1st
 Graduate Assistant: Luke Trondson (Ohio State, 2022) - 1st
 Special Assistant to the Head Coach: Clint Ham (Austin Peay, 2018) - 6th
 Director of Sports Performance: Robert Harris (Kentucky State, 2009) - 1st
 Athletic Trainer: Kate Allen (VCU, 2019) - 1st

TV/RADIO ROSTER

**0 • Sean Durugordon**

R-So. • F • 6-5 • 220
Harlem, N.Y.
Missouri

@durugordon

@sdurugordon

**1 • Carlos Paez**

Sr. • G • 5-10 • 180
Naguanagua, Venezuela
Sunrise Christian Academy (Kan.)

@iamchino08

@iamchino08

**2 • Elijah Perkins**

Fr. • G • 6-4 • 190
Middletown, N.J.
Camden High School

@_ElijahPerkins4

@elijahperkins21

**3 • Caleb Stone-Carrawell**

R-So. • F • 6-7 • 210
Concord, N.C.
Charlotte

@CCarrawell

@nolimitstonecarrawell

**4 • Elijah Hutchins-Everett**

So. • C • 6-11 • 255
Orange, N.J.
Putnam Science Academy (Conn.)

@ElijahHEverett8

@_thatboy.e

**5 • Drew Calderon**

So. • G • 6-4 • 190
The Woodlands, Texas
College Park High School

@DrewCalderon_

@drewcalderon3

**10 • Guy Fauntleroy**

Fr. • G • 5-10 • 170
Prince George's County, Md.
Olympus Prep Academy (N.J.)

@omgguyy

@guyf.10

**11 • Rodrique Massenat**

Jr. • G • 6-5 • 200
Trenton, N.J.
National Park (Ark.) College

@rodriquemassen1

@petite._.

ROSTER BY CLASS**Seniors (3)**

Carlos Paez.....Naguanagua, Venezuela
Codey Bates.....Memphis, Tenn.
Cameron Copeland.....Douglasville, Ga.

Juniors (2)

Nathan Moore.....Huntsville, Ala.
Rodrique Massenat.....Trenton, N.J.

Sophomores (8)

Sean Durugordon.....Harlem, N.Y.
Caleb Stone-Carrawell.....Concord, N.C.
Shon Robinson.....Chicago, Ill.
Jalen Ware.....Winston-Salem, N.C.
Elijah Hutchins-Everett.....Orange, N.J.
Drew Calderon.....The Woodlands, Texas
Kamarie Coffey.....Clarksville, Tenn.
Jacob Roberts.....Memphis, Tenn.

Freshmen (3)

Elijah Perkins.....Middletown, N.J.
Guy Fauntleroy.....Prince George's County, Md.
Kelechi Okworogwo.....Bronx, N.Y.

TV/RADIO ROSTER

**12 • Shon Robinson**

R-So. • F • 6-9 • 225
Chicago, Ill.
San Jose State

@shon.rob

**14 • Nathan Moore**

R-Jr. • F • 6-9 • 220
Huntsville, Ala.
Wallace State (Ala.) Community College

@nrmoore30_

@nrmoore30

**20 • Codey Bates**

Sr. • G • 6-2 • 210
Memphis, Tenn.
Southwind High School

@_thecodeybates

**22 • Kamarie Coffey**

So. • G • 6-7 • 200
Clarksville, Tenn.
West Creek High School

@ucg_mari22

@kamarie.coffey

**23 • Kelechi Okworogwo**

Fr. • F • 6-6 • 210
Bronx, N.Y.
Westminster School (Conn.)

@lechayyy

@lechiiii_

**24 • Jalen Ware**

R-So. • F • 6-8 • 200
Winston-Salem, N.C.
Tallahassee (Fla.) Community College

@Jay24Ware

@jware_24

**41 • Cameron Copeland**

Sr. • F • 6-7 • 190
Douglasville, Ga.
College of Charleston

@iamcamcopeland

@iamcamcopeland

**42 • Jacob Roberts**

So. • G • 6-4 • 210
Memphis, Tenn.
White Station High School

@3ricroberts

@3ric.roberts

PRONUNCIATION GUIDE

Name

Sean Durugordon (doo-roo-gordon)

Carlos Paez (Pie-ez)

Guy Fauntleroy (Font-luh-roy)

Rodrique Massenat (mass-eh-net)

Kamarie (kuh-mahr-ee) Coffey

Kalechi (kuh-leh-chee) Okworogwo (Oh-krow-row-grow)

Hometown

Naguanagua (nah-gwa nah-gwa), Venezuela

TV/RADIO ROSTER



Nate James
Head Coach

@RealNateJames

@realnatejames



Brett Carey
Associate Head Coach



Jason Harris
Assistant Coach

@APSUCoachJH3

@jhbasketballl



Carl Little
Assistant Coach

@CoachCL_APSU



Nicholas Petrone
Director of Athletic Communications

@PEAYtrone


@peaytrone



Stephen Peoples
Director of Operations

@CoachSPeoples

@coachspeoples



Luke Trondson
Graduate Assistant

@luke_trondson

@luke_trondson



Clint Ham
Special Assistant to the Head Coach

@clintonham87

@hambone1987



Robert Harris
Director of Sports Performance

@RobStrong621

@robstrongap



Kate Allen
Athletic Trainer

HEAD COACH NATE JAMES



THE JAMES FILE

Born: Aug. 7, 1977

Hometown: Detroit, Mich.

High School: Saint John's Catholic Prep (Md.), 1996

College: Bachelor's Degree in Sociology with a Minor in African American Studies, Duke, 2001

Family: Wife, Bobbi, two children, Nathaniel III, Michael

CAREER HIGHLIGHTS AND AWARDS

As Player:

Dutch League champion (2006)

Bosnian and Herzegovinan League champion (2004)

Bosnian and Herzegovinan Cup champion (2004)

Hungarian League champion (2004)

Hungarian Cup champion (2004)

NCAA champion (2001)

Third Team All-ACC (2001)

As Assistant Coach:

NCAA champion (2010, 2015)

ACC Tournament Champion (2009, 2010, 2011, 2017, 2019)

JAMES THROUGH THE YEARS

<u>Season</u>	<u>School</u>	<u>Position</u>	<u>W-L</u>	<u>Conf.</u>	<u>Postseason</u>
2022-23	Austin Peay	Head Coach	3-5	0-0	-
2021-22	Austin Peay	Head Coach	12-17	8-10	-
2020-21	Duke	Associate Head Coach	13-11	9-9	-
2019-20	Duke	Associate Head Coach	25-6	15-5	-
2018-19	Duke	Associate Head Coach	32-6	14-4^	NCAA Elite 8
2017-18	Duke	Assistant Head Coach	29-8	13-5	NCAA Elite 8
2016-17	Duke	Assistant Head Coach	28-9	11-7^	NCAA Second Round
2015-16	Duke	Assistant Head Coach	25-11	11-7	NCAA Sweet 16
2014-15	Duke	Assistant Head Coach	35-4	15-13	NCAA Champion
2013-14	Duke	Assistant Head Coach	26-9	13-5	NCAA Second Round
2012-13	Duke	Assistant Head Coach	30-6	14-4	NCAA Elite 8
2011-12	Duke	Assistant Head Coach	27-7	13-3	NCAA First Round
2010-11	Duke	Assistant Head Coach	32-5	13-3^	NCAA Sweet 16
2009-10	Duke	Assistant Head Coach	35-5	13-3*^	NCAA Champion
2008-09	Duke	Strength and Conditioning Coach	30-7	11-5^	NCAA Sweet 16
2000-01	Duke	Player	35-4	13-3*^	NCAA Champion
1999-2000	Duke	Player	29-5	15-1•^	NCAA Sweet 16
1998-99	Duke	Player	37-2	16-0•^	NCAA Runner-Up
1997-98	Duke	Player	32-4	15-1•	NCAA Elite 8
1996-97	Duke	Player	24-9	12-4•	NCAA Second Round

Totals at Austin Peay (Head Coach)**15-22 8-10**

Totals at Duke (Strength and Conditioning/Assistant/Associate Head Coach) 367-94 165-73

Totals at Duke (Player) 157-24 71-9

• Regular season conference champion; * Regular season conference co-champion; ^ Conference tournament champion

NBA DRAFT PICKS COACHED BY NATE JAMES

<u>Yr.</u>	<u>Rd.</u>	<u>Pick</u>	<u>Name</u>	<u>Pos.</u>	<u>Ht.</u>	<u>Wt.</u>	<u>Yr.</u>	<u>Draft Team</u>
2022	1	26	Wendell Moore, Jr.	F	6-5	213	Jr.	Dallas Mavericks
2021	1	20	Jalen Johnson	F	6-9	220	Fr.	Atlanta Hawks
2020	2	32	Vernon Carey, Jr.	F	6-9	270	Fr.	Charlotte Hornets
2020	2	41	Tre Jones	G	6-2	185	So.	San Antonio Spurs
2020	2	54	Cassius Stanley	G	6-6	193	Fr.	Indiana Pacers
2019	1	1	Zion Williamson	F	6-6	284	Fr.	New Orleans Pelicans
2019	1	3	R.J. Barrett	G	6-7	202	Fr.	New York Knicks
2019	1	10	Cam Reddish	G	6-8	218	Fr.	Atlanta Hawks
2018	1	2	Marvin Bagley III	F	6-11	235	Fr.	Sacramento Kings
2018	1	7	Wendell Carter, Jr.	F	6-10	265	Fr.	Chicago Bulls
2018	1	21	Grayson Allen	G	6-4	198	Sr.	Utah Jazz
2018	2	37	Gary Trent, Jr.	G	6-5	205	Fr.	Sacramento Kings
2017	1	3	Jayson Tatum	F	6-8	210	Fr.	Boston Celtics
2017	1	12	Luke Kennard	G	6-5	206	So.	Detroit Pistons
2017	1	20	Harry Giles	F	6-11	240	Fr.	Portland Trail Blazers
2017	2	31	Frank Jackson	G	6-3	205	Fr.	Charlotte Hornets
2016	1	2	Brandon Ingram	F	6-7	190	Fr.	Los Angeles Lakers
2015	1	3	Jahlil Okafor	C	6-11	275	Fr.	Philadelphia Sixers
2015	1	10	Justise Winslow	F	6-6	222	Fr.	Miami Heat
2015	1	24	Tyus Jones	G	6-1	196	Fr.	Cleveland Cavaliers
2014	1	2	Jabari Parker	F	6-8	245	Fr.	Milwaukee Bucks
2014	1	23	Rodney Hood	F	6-8	205	So.	Utah Jazz
2013	1	22	Mason Plumlee	F	6-11	254	Sr.	Brooklyn Nets
2013	2	48	Ryan Kelly	F	6-11	230	Sr.	Los Angeles Lakers
2012	1	10	Austin Rivers	G	6-4	200	Fr.	New Orleans Pelicans
2012	1	26	Miles Plumlee	C	6-11	249	Sr.	Indiana Pacers
2011	1	1	Kyrie Irving	G	6-2	191	Fr.	Cleveland Cavaliers
2011	1	21	Nolan Smith	G	6-2	190	Sr.	Portland Trail Blazers
2011	2	33	Kyle Singler	F	6-8	228	Sr.	Detroit Pistons
2009	1	12	Gerald Henderson	G	6-5	215	Jr.	Charlotte Hornets

AROUND THE ASUN

PRESEASON HONORS

ALL-ASUN TEAM

*Darius McGhee, Liberty, Sr., G
*Kevion Nolan, Jacksonville, Sr., G
*Ahsan Asadullah, Lipscomb, Sr., C
Camren Hunter, Central Arkansas, So., G
Michael Moreno, Eastern Kentucky, Jr., F
Chase Johnston, FGCU, Jr., G
Chris Youngblood, Kennesaw State, Jr., G
Kyle Rode, Liberty, Sr., F
Carter Hendricksen, North Florida, Sr., F
Jose Placer, North Florida, Jr., G
* - unanimous selection

Player of the Year

Darius McGhee, Liberty, Sr., G

Defensive Player of the Year

Justin Betz, Bellarmine, Gr., G

Coaches Poll

Place	Team (1st-Place Votes)	Points
1.	Liberty (10)	192
2.	Jacksonville (3)	171
3.	Jacksonville State	148
4.	Florida Gulf Coast	136
5.	North Florida (1)	127
6.	Lipscomb	116
6.	Bellarmino	116
8.	Kennesaw State	108
9.	Austin Peay	88
10.	Eastern Kentucky	87
11.	Central Arkansas	52
12.	Stetson	50
13.	Queens	42
14.	North Alabama	37

Media Poll

Place	Team (1st-Place Votes)	Points
1.	Liberty (20)	402
2.	Jacksonville (8)	365
3.	Jacksonville State	335
4.	Florida Gulf Coast	331
5.	Bellarmino	270
6.	Kennesaw State	244
7.	North Florida	207
8.	Lipscomb (1)	202
9.	Austin Peay (1)	189
10.	Eastern Kentucky	186
11.	Central Arkansas	159
12.	North Alabama	101
13.	Stetson	89
14.	Queens	70

STANDINGS

SCHOOL	CONFERENCE						OVERALL					
	GP	W-L	PCT	PF	PA	GP	W-L	PCT	PF	PA	L10	STRK
Florida Gulf Coast	0	0-0	0.000	0	0	8	6-2	0.750	594	514	6-2	Won 4
Queens	0	0-0	0.000	0	0	8	6-2	0.750	641	558	6-2	Won 1
Lipscomb	0	0-0	0.000	0	0	7	5-2	0.714	566	484	5-2	Won 3
Stetson	0	0-0	0.000	0	0	6	4-2	0.667	501	413	4-2	Won 1
Jacksonville	0	0-0	0.000	0	0	5	3-2	0.600	345	289	3-2	Lost 1
Eastern Kentucky	0	0-0	0.000	0	0	7	4-3	0.571	588	500	4-3	Won 1
Kennesaw State	0	0-0	0.000	0	0	7	4-3	0.571	537	464	4-3	Lost 2
Liberty	0	0-0	0.000	0	0	7	4-3	0.571	501	435	4-3	Won 2
Central Arkansas	0	0-0	0.000	0	0	8	4-4	0.500	615	600	4-4	Lost 1
North Alabama	0	0-0	0.000	0	0	8	4-4	0.500	635	593	4-4	Lost 3
Jacksonville State	0	0-0	0.000	0	0	7	3-4	0.429	535	508	3-4	Won 1
Austin Peay	0	0-0	0.000	0	0	8	3-5	0.375	522	565	3-5	Lost 3
North Florida	0	0-0	0.000	0	0	6	2-4	0.333	430	473	2-4	Won 1
Bellarmino	0	0-0	0.000	0	0	8	2-6	0.250	491	545	2-6	Lost 5

PLAYERS OF THE WEEK

Week	Player	Newcomer
Nov. 14	Chase Johnston, Florida Gulf Coast, Jr., G,	Luke Brown, Stetson, So., G
Nov. 21	Brandon Stroud, Kennesaw State, Jr., G	Shon Robinson, Austin Peay, So., F
Nov. 28	Darius McGhee, Liberty, Sr., G	Peyton Daniels, Jacksonville State, So., G

AROUND THE COUNTRY

ASSOCIATED PRESS POLL

No.	Team (1st Place Votes)	Record	Points
1	Houston (45)	6-0	1,534
2	Texas (8)	5-0	1,467
3	Virginia (2)	5-0	1,408
4	Arizona	6-0	1,341
5	Purdue (8)	6-0	1,307
6	Baylor	5-1	1,111
7	Creighton	6-1	1,100
8	Connecticut	8-0	1,099
9	Kansas	6-1	990
10	Indiana	6-0	938
T-11	Arkansas	5-1	860
T-11	Alabama	6-1	860
13	Tennessee	5-1	848
14	Gonzaga	5-2	845
15	Auburn	7-0	733
16	Illinois	5-1	643
17	Duke	6-2	614
18	North Carolina	5-2	541
19	Kentucky	4-2	472
20	Michigan State	5-2	469
21	UCLA	5-2	346
22	Maryland	6-0	282
23	Iowa State	5-1	198
24	San Diego State	4-2	189
25	Ohio State	5-1	108

Others receiving votes: TCU 45, Iowa 31, Charleston 20, West Virginia 14, Mississippi State 12, Texas Tech 11, Michigan 8, Wisconsin 6, UNLV 6, Arizona State 6, Miami (FL) 5, Oklahoma 2, Missouri 2, New Mexico 1, Kansas State 1, Saint John's 1, Virginia Tech 1.

Updated: Nov. 27, 2022.

Austin Peay opponent

USA TODAY SPORTS COACHES POLL

No.	Team (1st Place Votes)	Record	Points
1	Houston (23)	6-0	782
2	Texas (5)	5-0	732
3	Virginia (1)	5-0	718
4	Arizona	6-0	662
5	Purdue (3)	6-0	627
6	Connecticut	8-0	560
7	Creighton	6-1	532
8	Indiana	6-0	520
9	Kansas	6-1	516
10	Baylor	5-1	497
11	Arkansas	5-1	464
12	Gonzaga	5-2	435
13	Tennessee	5-1	391
14	Alabama	6-1	386
15	North Carolina	5-2	324
16	Duke	6-2	314
17	Illinois	5-1	305
18	Kentucky	4-2	285
19	Auburn	7-0	274
20	Michigan State	5-2	220
21	UCLA	5-2	178
22	Maryland	6-0	158
23	Iowa State	5-1	145
24	San Diego State	4-2	126
25	Ohio State	5-1	70

Others receiving votes: TCU 40; Iowa 28; Texas Tech 16; Wisconsin 15; West Virginia 11; Mississippi State 11; Michigan 9; Xavier 8; Saint Mary's 8; Oklahoma 7; Saint John's 5; Miami (FL) 5; Kansas State 5; Charleston 5; UNLV 4; Drake 2.

Updated: Nov. 28, 2022.

Austin Peay opponent

ASUN NET RANKINGS

Rank	Previous	School	Overall	Road	Neutral	Home	Quad 1	Quad 2	Quad 3	Quad 4
------	----------	--------	---------	------	---------	------	--------	--------	--------	--------

AUSTIN PEAY'S TEAM STATISTICAL RANKINGS

NCAA Statistics

Austin Peay - 2022-23 Men's Basketball Ranking Summary thru games 12/01/2022

Statistic	National Rank	Conference Rank	Value	National Leader	Value	Conference Leader	Value
Assist/Turnover Ratio (352 ranked)	146	10	1.09	Iowa	1.97	Stetson	1.90
Assists Per Game (352 ranked)	239	11	12.5	Missouri	22.1	Liberty	18.1
Bench Points per game (352 ranked)	192	11	21.89	Portland St.	41.88	Stetson	37.00
Blocks Per Game (352 ranked)	274	11	2.4	Auburn	8.3	Eastern Ky.	5.1
Effective FG pct (352 ranked)	296	12	0.474	Indiana	0.612	Lipscomb	0.568
Fastbreak Points (352 ranked)	270	10	7.89	High Point	24.62	Eastern Ky.	17.00
Field Goal Percentage (352 ranked)	325	12	39.5	Arizona	56.1	Lipscomb	50.8
Field Goal Percentage Defense (352 ranked)	344	12	49.6	Houston	30.0	Jacksonville	37.1
Fouls Per Game (352 ranked)	110	5	15.8	Notre Dame	11.1	Jacksonville	12.4
Free Throw Attempts Per Game (352 ranked)	224	5	17.1	UTRGV	29.2	Kennesaw St.	19.6
Free Throw Percentage (352 ranked)	178	5	70.1	Miami (OH)	83.5	FGCU	77.4
Free Throws Made Per Game (352 ranked)	204	4	12.0	UTRGV	20.6	North Florida	13.2
Rebound Margin (352 ranked)	311	11	-3.6	UMass Lowell	16.5	Jacksonville	4.8
Rebounds (Defensive) Per Game (352 ranked)	346	12	20.88	Alabama	34.00	Eastern Ky.	28.86
Rebounds (Offensive) Per Game (352 ranked)	142	7	11.12	Alabama	17.00	Central Ark.	13.62
Rebounds Per Game (352 ranked)	323	12	32.00	Alabama	51.00	Eastern Ky.	41.57
Scoring Defense (352 ranked)	218	7	70.6	Houston	48.0	Jacksonville	57.8
Scoring Margin (352 ranked)	303	11	-5.4	James Madison	30.1	Stetson	14.7
Scoring Offense (352 ranked)	313	12	65.2	Bryant	95.7	Eastern Ky.	84.0
Steals Per Game (352 ranked)	198	7	6.6	Missouri	14.1	Eastern Ky.	9.9
Three Point Attempts Per Game (352 ranked)	158	9	22.5	Cornell	32.4	Liberty	29.0
Three Point Percentage (352 ranked)	242	11	32.2	Utah St.	46.7	Jacksonville St.	40.9
Three Point Percentage Defense (352 ranked)	117	3	31.0	Houston	18.5	Jacksonville	27.5
Three Pointers Per Game (352 ranked)	191	10	7.2	Utah St.	12.8	Stetson	10.7
Turnover Margin (208 ranked)	36	1	4.2	Missouri	10.2	Austin Peay	4.2
Turnovers Forced Per Game (352 ranked)	73	3	15.75	UNLV	22.57	Eastern Ky.	17.29
Turnovers Per Game (352 ranked)	61	4	11.5	New Hampshire Stetson	8.5 8.5	Stetson	8.5
Winning Percentage (347 ranked)	269	11	37.5	15 teams tied	100.0	FGCU	75.0

AUSTIN PEAY'S INDIVIDUAL STATISTICAL RANKINGS

Statistic	Player	National Rank	Conference Rank	Value	National Leader	Value	Conference Leader	Value
Assist/Turnover Ratio (349 ranked)	Carlos Paez	197	10	1.71	Tre Gomillion, Missouri	6.00	Stephan Swenson, Stetson	4.57
Assists (338 ranked)	Carlos Paez	290	10	24	Yuri Collins, Saint Louis	93	Colin Porter, Liberty Stephan Swenson, Stetson	32 32
Assists Per Game (346 ranked)					Yuri Collins, Saint Louis	11.6	Stephan Swenson, Stetson	5.3
Blocks (333 ranked)	Elijah Hutchins-Everett	333	10	6	Jamarion Sharp, Western Ky.	40	Isaiah Cozart, Eastern Ky.	11
Blocks Per Game (337 ranked)					Jamarion Sharp, Western Ky.	5.00	Omar Payne, Jacksonville	2.00
Double Doubles (165 ranked)	Sean Durugordon	165	3	1	Joel Soriano, St. John's (NY)	7	Brandon Stroud, Kennesaw St.	3
Field Goal Attempts (340 ranked)	Elijah Hutchins-Everett	203	7	89	Jalen Wilson, Kansas	160	Camren Hunter, Central Ark.	130
Field Goal Percentage (350 ranked)					Kelton Talford, Winthrop	78.9	Mike Marsh, Jacksonville	64.7
Field Goals (341 ranked)	Elijah Hutchins-Everett	301	9	38	Sam Sessoms, Coppin St.	75	Devontae Blanton, Eastern Ky.	50
Free Throw Attempts (328 ranked)					Ty Johnson, UC Davis	69	Zach Anderson, FGCU	35
Free Throw Percentage (343 ranked)	Carlos Paez Elijah Hutchins-Everett	24 201	1 6	91.3 80.0	Jarred Godfrey, Purdue Fort Wayne RayQuawndis Mitchell, Kansas City	100.0	Carlos Paez, Austin Peay	91.3
Free Throws (340 ranked)	Carlos Paez	340	5	21	Foster Loyer, Davidson RayQuawndis Mitchell, Kansas City	52 52	Jacob Ognacevic, Lipscomb	28
Minutes Per Game (346 ranked)					Daryl Banks III, St. Bonaventure	39:00	Camren Hunter, Central Ark.	33:58
Points (338 ranked)					Sam Sessoms, Coppin St.	204	Darius McGhee, Liberty	148
Points Per Game (350 ranked)					Jordan Walker, UAB	25.0	Darius McGhee, Liberty	21.1
Rebounds (332 ranked)	Elijah Hutchins-Everett	203	5	52	Joel Soriano, St. John's (NY)	99	Masai Olowokere, Central Ark.	59
Rebounds (Defensive) Per Game (341 ranked)	Elijah Hutchins-Everett	298	10	4.50	Christian Ray, Delaware	8.71	Jordan Davis, Jacksonville	5.80
Rebounds (Offensive) Per Game (300 ranked)	Elijah Hutchins-Everett	300	12	2.00	Norchad Omier, Miami (FL)	4.75	Juwan Perdue, Jacksonville St.	3.14
Rebounds Per Game (348 ranked)	Elijah Hutchins-Everett	271	8	6.5	Joel Soriano, St. John's (NY)	12.4	Juwan Perdue, Jacksonville St.	8.1
Steals (280 ranked)					D'Moi Hodge, Missouri	25	Chase Johnston, FGCU	18
Steals Per Game (339 ranked)					Malique Jacobs, Kent St.	3.83	Chase Johnston, FGCU	2.25
Three Point Attempts (345 ranked)					Austin Ash, The Citadel	78	Darius McGhee, Liberty	73
Three Point Percentage (138 ranked)					Wheza Panzo, Stetson	62.5	Wheza Panzo, Stetson	62.5
Three Pointers Per Game (328 ranked)					Steven Ashworth, Utah St.	4.50	Darius McGhee, Liberty	4.14
Total 3-point FGM (318 ranked)					Antoine Davis, Detroit Mercy Drew Friberg, Belmont	30 30	Darius McGhee, Liberty	29
Triple Doubles (1 ranked)					11 players tied	1		

LAST MEETING



Official Basketball Box Score - Final
Tennessee St. at Austin Peay
 02/12/22 Winfield Dunn Center, Clarksville
 2021-22 Men's Basketball

Game Time: 4:00 PM
 Game Duration: 1:51
 Attendance: 1,419

Officials: John Dillon, Greg Rennegarbe, Alex Manuel

Tennessee St. - 52

Record: 10-16 (5-9)

NO.	Name		Min	FG M-A	3P M-A	FT M-A	Rebounds OR DR TOT			Fouls PF FD		TP	AS	TO	ST	Blocks BS BA		+/-
11	Kassim Nicholson	F	32:34	5-9	0-0	0-1	3	10	13	3	1	10	1	1	0	0	0	-6
23	Emmanuel Dowuona	C	11:18	1-4	0-0	2-4	0	2	2	3	3	4	0	2	0	0	0	-5
1	Marcus Fitzgerald Jr.	G	20:34	0-2	0-2	0-2	0	0	0	1	1	0	3	2	0	0	0	2
2	Carlos Marshall Jr.	G	31:23	1-1	1-1	0-0	0	6	6	3	1	3	1	4	1	0	0	-5
21	Kenny Cooper	G	29:36	3-8	2-2	2-4	0	1	1	4	3	10	3	0	1	1	1	4
20	Dedric Boyd		21:43	4-11	3-8	0-0	1	0	1	1	0	11	0	1	1	0	1	-5
14	Shakem Johnson		28:27	4-11	0-0	2-2	3	4	7	1	3	10	1	3	1	1	3	0
3	Tajik Bartholomew		06:52	0-1	0-0	0-0	0	0	0	1	0	0	0	1	0	0	0	1
24	Jalen Dupree		07:53	2-4	0-0	0-0	1	4	5	0	1	4	0	0	0	0	0	7
10	Monty Johal		09:40	0-0	0-0	0-0	0	0	0	2	0	0	0	0	0	0	0	-3
Team							3	1	4			0			0			
Totals				20-51	6-13	6-13	11	28	39	19	13	52	9	14	4	2	5	-2

Shooting By Period			
1 st	FG%	11-26	42.3%
	3PT%	3-7	42.9%
	FT%	4-9	44.4%
2 nd	FG%	9-25	36.0%
	3PT%	3-6	50.0%
	FT%	2-4	50%
GM	FG%	20-51	39.2%
	3PT%	6-13	46.2%
	FT%	6-13	46.2%

Dead Ball Rebounds: 2, 0

Technical Fouls::NONE

Austin Peay - 54

Record: 9-14 (5-8)

NO.	Name		Min	FG M-A	3P M-A	FT M-A	Rebounds OR DR TOT			Fouls PF FD		TP	AS	TO	ST	Blocks BS BA		+/-
0	Elton Walker	F	26:43	1-4	0-0	2-2	1	4	5	1	1	4	2	2	0	3	0	-3
4	Elijah Hutchins-Everett	C	20:21	5-10	0-1	2-2	0	1	1	4	5	12	0	1	2	0	0	11
1	Carlos Paez	G	21:28	1-2	1-1	0-0	2	3	5	0	0	3	4	3	0	0	0	5
5	Drew Calderon	G	17:25	1-4	1-3	0-0	0	1	1	0	0	3	0	0	1	1	0	3
22	Alec Woodard	G	15:34	0-3	0-3	0-0	1	1	2	4	0	0	1	0	0	0	0	-7
3	Caleb Stone-Carrawell		27:28	3-8	2-5	2-2	2	2	4	0	2	10	1	1	0	0	0	11
14	DJ Peavy		14:15	0-4	0-2	1-2	1	2	3	0	5	1	2	0	0	1	1	-1
24	Cameron Copeland		25:13	3-9	1-2	5-6	2	7	9	1	4	12	2	1	1	0	0	-1
55	Tariq Silver		26:28	3-6	2-3	1-3	0	0	0	2	2	9	0	1	0	0	0	-3
10	Jalen Ware		05:05	0-2	0-0	0-0	0	0	0	1	0	0	0	0	0	0	1	-5
Team							0	4	4			0			0			
Totals				17-52	7-20	13-17	9	25	34	13	19	54	12	9	4	5	2	2

Shooting By Period			
1 st	FG%	8-29	27.6%
	3PT%	1-10	10.0%
	FT%	2-2	100%
2 nd	FG%	9-23	39.1%
	3PT%	6-10	60.0%
	FT%	11-15	73.3%
GM	FG%	17-52	32.7%
	3PT%	7-20	35.0%
	FT%	13-17	76.5%

Dead Ball Rebounds: 2, 0

Technical Fouls::NONE

	TSU	APSU	Points from	TSU	APSU	Period by Period Scoring		
Biggest lead	12 (2 nd 14:47)	2 (2 nd 0:03)	Turnovers	8	11		1st	2nd
Best Scoring Run	11 (1 st 12:23)	7 (1 st 8:09)	Paint	22	12		TOT	
Lead Changes	1		Second Chance	9	8	TSU	29	23
Times Tied	2		Fast Breaks	5	9			
Time with Lead	36:56	00:03	Bench	25	32	APSU	19	35
								54



SEAN DURUGORDON

Redshirt Sophomore | Guard | 6-5 | 220 | Harlem, N.Y.
Putnam Science Academy (Conn.) | Missouri



CAREER TOTALS/HIGHS

				Field Goals		3-Point		F-Throws		Rebounds									Scoring	
SEASON	TEAM	GP-GS	MIN/AVG	FG-FGA	FG%	3FG-3FGA	3FG%	FT-FTA	FT%	OFF	DEF	TOT	AVG	PF-FO	A	TO	BLK	STL	PTS	AVG
2021-22	MIZ	12-0	65/5.4	11-31	.355	2-9	.222	14-17	.824	11	3	14	1.2	2-0	1	6	0	3	38	3.2
2022-23	APSU	8-5	191/23.9	26-74	.351	10-36	.278	12-15	.800	15	24	39	4.9	10-0	10	6	1	5	74	9.3
TOTAL FOR APSU		8-5	191/23.9	26-74	.351	10-36	.278	12-15	.800	15	24	39	4.9	10-0	10	6	1	5	74	9.3
TOTAL		20-5	256/12.8	37-105	.352	12-45	.267	26-32	.813	26	27	53	2.7	12-0	11	12	1	8	112	5.6

Single Game Highs

Statistic	Value	
Points	21	vs Howard 11/26/22
Rebounds	10	vs Bucknell 11/22/22
Assists	3	vs Howard 11/26/22
Steals	2	vs Milligan 11/14/22
Blocks	1	vs Howard 11/26/22
FG Made	6	vs Howard 11/26/22
FG Attempts	16	vs Howard 11/26/22
3FG Made	4	at South Fla. 11/17/22, vs Howard 11/26/22
3FG Attempts	10	at South Fla. 11/17/22
FT Made	5	at Kansas 12/11/21, vs Howard 11/26/22
FT Attempts	6	vs Bucknell 11/22/22

SEASON HIGHS

Points	21	HOWARD (11/26/22)
	15	at South Florida (11/17/22)
	11	vs Bucknell (11/22/22)
	11	MILLIGAN (11/14/22)
	8	WESTERN KENTUCKY (11/30/22)
Field Goals Made	6	HOWARD (11/26/22)
	5	at South Florida (11/17/22)
	5	MILLIGAN (11/14/22)
Field Goal Attempts	16	HOWARD (11/26/22)
	14	at South Florida (11/17/22)
FG Pct (min 5 made)	.556 (5-9)	MILLIGAN (11/14/22)
	.375 (6-16)	HOWARD (11/26/22)
3-Point Field Goals Made	4	HOWARD (11/26/22)
	4	at South Florida (11/17/22)
3-Point FG Attempts	10	at South Florida (11/17/22)
	9	HOWARD (11/26/22)
3-Pt FG Pct (min 2 made)	.444 (4-9)	HOWARD (11/26/22)
	.400 (4-10)	at South Florida (11/17/22)
Free Throws Made	5	HOWARD (11/26/22)
	4	vs Bucknell (11/22/22)
Free Throw Attempts	6	vs Bucknell (11/22/22)
	5	HOWARD (11/26/22)
FT Pct (min 3 made)	1.000 (5-5)	HOWARD (11/26/22)
	.667 (4-6)	vs Bucknell (11/22/22)
Rebounds	10	vs Bucknell (11/22/22)
	8	HOWARD (11/26/22)
Assists	3	HOWARD (11/26/22)
	2	WESTERN KENTUCKY (11/30/22)
	2	at South Florida (11/17/22)
	2	at North Carolina State (11/07/22)
Steals	2	MILLIGAN (11/14/22)
	1	HOWARD (11/26/22)
	1	vs Bucknell (11/22/22)
	1	at South Florida (11/17/22)
Blocked Shots	1	HOWARD (11/26/22)
Turnovers	2	MILLIGAN (11/14/22)
Fouls	2	WESTERN KENTUCKY (11/30/22)
	2	vs Bucknell (11/22/22)
	2	at North Carolina State (11/07/22)
Minutes	35	WESTERN KENTUCKY (11/30/22)
	33	HOWARD (11/26/22)
	33	at South Florida (11/17/22)

GAME-BY-GAME

Opponent	Date	GS	MIN	Total		3-Pointers		Free throws		Rebounds				PF	A	TO	BLK	STL	PTS	AVG
				FG-FGA	PCT	3FG-3FGA	PCT	FT-FTA	PCT	OFF	DEF	TOT	AVG							
at NC State	11/07/2022	*	20:36	2-7	.286	0-1	.000	0-0	.000	0	1	1	1.0	2	2	1	0	0	4	4.0
at Purdue	11/11/2022	*	15:56	1-6	.167	0-4	.000	0-0	.000	1	1	2	1.5	0	1	0	0	0	2	3.0
Milligan	11/14/2022	*	18:54	5-9	.556	1-4	.250	0-0	.000	2	1	3	2.0	1	0	2	0	2	11	5.7
at South Fla.	11/17/2022		32:32	5-14	.357	4-10	.400	1-2	.500	3	3	6	3.0	1	2	0	0	1	15	8.0
vs UAlbany	11/21/2022		14:00	0-3	.000	0-1	.000	2-2	1.000	0	2	2	2.8	1	0	0	0	0	2	6.8
vs Bucknell	11/22/2022		21:00	3-12	.250	1-5	.200	4-6	.667	5	5	10	4.0	2	0	1	0	1	11	7.5
Howard	11/26/2022	*	33:31	6-16	.375	4-9	.444	5-5	1.000	3	5	8	4.6	1	3	1	1	1	21	9.4
Western Ky.	11/30/2022	*	34:50	4-7	.571	0-2	.000	0-0	.000	1	6	7	4.9	2	2	1	0	0	8	9.3
Totals		5	191:19	26-74	.351	10-36	.278	12-15	.800	15	24	39	4.9	10	10	6	1	5	74	9.3

Player Averages

Games Played	Minutes/ game	Points/ game	FG Pct	3FG Pct	FT Pct	Rebounds/ game	Assists/ game	Turnovers/ game	Assist/Turnover ratio	Steals/ game	Blocks/ game
8	23.9	9.3	35.1	27.8	80.0	4.9	1.3	0.8	1.7	0.6	0.1

1

CARLOS PAEZ

Senior | Guard | 5-10 | 180 | Naguanagua, Venezuela
 Sunrise Christian Academy (Kan.)

**CAREER TOTALS/HIGHS**

SEASON	TEAM	GP-GS	MIN/AVG	Field Goals		3-Point		F-Throws		Rebounds										Scoring	
				FG-FGA	FG%	3FG-3FGA	3FG%	FT-FTA	FT%	OFF	DEF	TOT	AVG	PF-FO	A	TO	BLK	STL		PTS	AVG
2019-20	APSU	33-19	814/24.7	59-157	.376	28-81	.346	67-76	.882	10	49	59	1.8	78-2	114	44	0	42		213	6.5
2020-21	APSU	27-25	855/31.7	78-181	.431	35-85	.412	49-55	.891	15	56	71	2.6	56-0	114	64	0	24		240	8.9
2021-22	APSU	29-26	719/24.8	56-146	.384	29-87	.333	33-37	.892	19	57	76	2.6	61-1	93	42	1	29		174	6.0
2022-23	APSU	8-6	209/26.1	18-44	.409	12-29	.414	21-23	.913	1	9	10	1.3	26-0	24	14	0	6		69	8.6
TOTAL		97-76	2598/26.8	211-528	.400	104-282	.369	170-191	.890	45	171	216	2.2	221-3	345	164	1	101		696	7.2

Single Game Highs

Statistic	Value	
Points	20	vs Belmont 01/28/21, at Jacksonville St. 02/27/21
Rebounds	8	vs SIUE 01/31/22
Assists	9	vs Omaha 11/25/20, at SIUE 02/01/21
Steals	5	vs UT Martin 01/04/20
Blocks	1	at UT Martin 01/20/22
FG Made	7	vs Belmont 01/28/21, at Jacksonville St. 02/27/21
FG Attempts	11	vs Belmont 01/28/21, at Jacksonville St. 02/27/21
3FG Made	6	vs Belmont 01/28/21
3FG Attempts	10	vs SIUE 01/31/22
FT Made	11	vs South Carolina St. 11/25/19
FT Attempts	12	vs South Carolina St. 11/25/19

SEASON HIGHS

Points	14	WESTERN KENTUCKY (11/30/22)
	12	vs Bucknell (11/22/22)
	11	vs Albany (11/21/22)
	9	MILLIGAN (11/14/22)
	9	at North Carolina State (11/07/22)
Field Goals Made	4	WESTERN KENTUCKY (11/30/22)
	3	vs Albany (11/21/22)
	3	at South Florida (11/17/22)
	3	MILLIGAN (11/14/22)
Field Goal Attempts	9	WESTERN KENTUCKY (11/30/22)
	9	MILLIGAN (11/14/22)
3-Point Field Goals Made	3	WESTERN KENTUCKY (11/30/22)
	3	MILLIGAN (11/14/22)
3-Point FG Attempts	6	WESTERN KENTUCKY (11/30/22)
	6	MILLIGAN (11/14/22)
3-Pt FG Pct (min 2 made)	.667 (2-3)	vs Bucknell (11/22/22)
	.500 (3-6)	WESTERN KENTUCKY (11/30/22)
	.500 (3-6)	MILLIGAN (11/14/22)
Free Throws Made	7	at North Carolina State (11/07/22)
	6	vs Bucknell (11/22/22)
Free Throw Attempts	7	vs Bucknell (11/22/22)
	7	at North Carolina State (11/07/22)
FT Pct (min 3 made)	1.000 (7-7)	at North Carolina State (11/07/22)
	1.000 (4-4)	vs Albany (11/21/22)
	1.000 (3-3)	WESTERN KENTUCKY (11/30/22)
Rebounds	5	WESTERN KENTUCKY (11/30/22)
	2	at Purdue (11/11/22)
Assists	6	at South Florida (11/17/22)
	5	HOWARD (11/26/22)
Steals	2	WESTERN KENTUCKY (11/30/22)
	2	HOWARD (11/26/22)
Turnovers	5	vs Bucknell (11/22/22)
Fouls	4	WESTERN KENTUCKY (11/30/22)
	4	vs Albany (11/21/22)
	4	at South Florida (11/17/22)
Minutes	33	vs Bucknell (11/22/22)
	33	at Purdue (11/11/22)

GAME-BY-GAME

Opponent	Date	GS	MIN	Total		3-Pointers		Free throws		Rebounds				PF	A	TO	BLK	STL	PTS	AVG
				FG-FGA	PCT	3FG-3FGA	PCT	FT-FTA	PCT	OFF	DEF	TOT	AVG							
at NC State	11/07/2022		18:04	1-2	.500	0-1	.000	7-7	1.000	0	0	0	0.0	2	1	2	0	0	9	9.0
at Purdue	11/11/2022	*	33:25	0-2	.000	0-1	.000	0-0	.000	1	1	2	1.0	3	2	0	0	1	0	4.5
Milligan	11/14/2022		16:22	3-9	.333	3-6	.500	0-0	.000	0	1	1	1.0	3	1	0	0	0	9	6.0
at South Fla.	11/17/2022	*	25:56	3-6	.500	2-5	.400	0-0	.000	0	0	0	0.8	4	6	1	0	1	8	6.5
vs UAlbany	11/21/2022	*	22:00	3-6	.500	1-3	.333	4-4	1.000	0	1	1	0.8	4	2	1	0	0	11	7.4
vs Bucknell	11/22/2022	*	33:00	2-5	.400	2-3	.667	6-7	.857	0	0	0	0.7	3	3	5	0	0	12	8.2
Howard	11/26/2022	*	30:41	2-5	.400	1-4	.250	1-2	.500	0	1	1	0.7	3	5	1	0	2	6	7.9
Western Ky.	11/30/2022	*	29:35	4-9	.444	3-6	.500	3-3	1.000	0	5	5	1.3	4	4	4	0	2	14	8.6
Totals		6	209:03	18-44	.409	12-29	.414	21-23	.913	1	9	10	1.3	26	24	14	0	6	69	8.6

Player Averages

Games Played	Minutes/ game	Points/ game	FG Pct	3FG Pct	FT Pct	Rebounds/ game	Assists/ game	Turnovers/ game	Assist/Turnover ratio	Steals/ game	Blocks/ game
8	26.1	8.6	40.9	41.4	91.3	1.3	3.0	1.8	1.7	0.8	0.0

2

ELIJAH PERKINSFreshman | Guard | 6-4 | 190 | Middletown, N.J.
Camden High School**CAREER TOTALS/HIGHS**

				Field Goals		3-Point		F-Throws		Rebounds								Scoring		
SEASON	TEAM	GP-GS	MIN/AVG	FG-FGA	FG%	3FG-3FGA	3FG%	FT-FTA	FT%	OFF	DEF	TOT	AVG	PF-FO	A	TO	BLK	STL	PTS	AVG
2022-23	APSU	8-5	102/12.7	3-18	.167	2-7	.286	3-7	.429	4	4	8	1.0	16-0	8	8	1	6	11	1.4
TOTAL		8-5	102/12.7	3-18	.167	2-7	.286	3-7	.429	4	4	8	1.0	16-0	8	8	1	6	11	1.4

Single Game Highs

Statistic	Value	
Points	8	vs Milligan 11/14/22
Rebounds	3	vs Bucknell 11/22/22
Assists	3	vs Milligan 11/14/22
Steals	4	vs Milligan 11/14/22
Blocks	1	at South Fla. 11/17/22
FG Made	3	vs Milligan 11/14/22
FG Attempts	6	vs Milligan 11/14/22
3FG Made	2	vs Milligan 11/14/22
3FG Attempts	4	vs Milligan 11/14/22
FT Made	2	at Purdue 11/11/22
FT Attempts	4	vs Milligan 11/14/22

SEASON HIGHS

Points	8	MILLIGAN (11/14/22)
	2	at Purdue (11/11/22)
	1	vs Albany (11/21/22)
Field Goals Made	3	MILLIGAN (11/14/22)
Field Goal Attempts	6	MILLIGAN (11/14/22)
	3	vs Bucknell (11/22/22)
	3	at North Carolina State (11/07/22)
3-Point Field Goals Made	2	MILLIGAN (11/14/22)
3-Point FG Attempts	4	MILLIGAN (11/14/22)
	1	WESTERN KENTUCKY (11/30/22)
	1	at South Florida (11/17/22)
	1	at North Carolina State (11/07/22)
3-Pt FG Pct (min 2 made)	.500 (2-4)	MILLIGAN (11/14/22)
Free Throws Made	2	at Purdue (11/11/22)
	1	vs Albany (11/21/22)
Free Throw Attempts	4	MILLIGAN (11/14/22)
	2	at Purdue (11/11/22)
Rebounds	3	vs Bucknell (11/22/22)
	1	WESTERN KENTUCKY (11/30/22)
	1	HOWARD (11/26/22)
	1	vs Albany (11/21/22)
	1	at South Florida (11/17/22)
	1	at North Carolina State (11/07/22)
Assists	3	MILLIGAN (11/14/22)
	2	vs Bucknell (11/22/22)
Steals	4	MILLIGAN (11/14/22)
	1	at Purdue (11/11/22)
	1	at North Carolina State (11/07/22)
Blocked Shots	1	at South Florida (11/17/22)
Turnovers	3	at North Carolina State (11/07/22)
Fouls	3	WESTERN KENTUCKY (11/30/22)
	3	vs Bucknell (11/22/22)
	3	vs Albany (11/21/22)
	3	at South Florida (11/17/22)
Minutes	21	MILLIGAN (11/14/22)
	17	vs Bucknell (11/22/22)

GAME-BY-GAME

Opponent	Date	GS	MIN	Total		3-Pointers		Free throws		Rebounds				PF	A	TO	BLK	STL	PTS	AVG
				FG-FGA	PCT	3FG-3FGA	PCT	FT-FTA	PCT	OFF	DEF	TOT	AVG							
at NC State	11/07/2022		11:35	0-3	.000	0-1	.000	0-0	.000	1	0	1	1.0	1	1	3	0	1	0	0.0
at Purdue	11/11/2022		16:25	0-1	.000	0-0	.000	2-2	1.000	0	0	0	0.5	2	0	0	0	1	2	1.0
Milligan	11/14/2022	*	20:59	3-6	.500	2-4	.500	0-4	.000	0	0	0	0.3	1	3	0	0	4	8	3.3
at South Fla.	11/17/2022	*	07:51	0-1	.000	0-1	.000	0-0	.000	0	1	1	0.5	3	1	1	1	0	0	2.5
vs UAlbany	11/21/2022	*	11:00	0-1	.000	0-0	.000	1-1	1.000	0	1	1	0.6	3	1	2	0	0	1	2.2
vs Bucknell	11/22/2022	*	17:00	0-3	.000	0-0	.000	0-0	.000	2	1	3	1.0	3	2	1	0	0	0	1.8
Howard	11/26/2022		03:25	0-1	.000	0-0	.000	0-0	.000	1	0	1	1.0	0	0	0	0	0	0	1.6
Western Ky.	11/30/2022	*	13:36	0-2	.000	0-1	.000	0-0	.000	0	1	1	1.0	3	0	1	0	0	0	1.4
Totals		5	101:52	3-18	.167	2-7	.286	3-7	.429	4	4	8	1.0	16	8	8	1	6	11	1.4

Player Averages

Games Played	Minutes/ game	Points/ game	FG Pct	3FG Pct	FT Pct	Rebounds/ game	Assists/ game	Turnovers/ game	Assist/Turnover ratio	Steals/ game	Blocks/ game
8	12.7	1.4	16.7	28.6	42.9	1.0	1.0	1.0	1.0	0.8	0.1

3

CALEB STONE-CARRAWELL

Redshirt Sophomore | Forward | 6-7 | 210 | Concord, N.C.

Cox Mill High School | Charlotte

**CAREER TOTALS/HIGHS**

				Field Goals		3-Point		F-Throws		Rebounds										Scoring	
SEASON	TEAM	GP-GS	MIN/AVG	FG-FGA	FG%	3FG-3FGA	3FG%	FT-FTA	FT%	OFF	DEF	TOT	AVG	PF-FO	A	TO	BLK	STL	PTS	AVG	
2020-21	CLT	13-0	127/9.8	8-27	.296	1-7	.143	8-13	.615	3	16	19	1.5	9-0	3	10	2	0	25	1.9	
2021-22	APSU	24-16	615/25.6	100-214	.467	33-99	.333	40-49	.816	11	66	77	3.2	39-0	46	59	7	19	273	11.4	
2022-23	APSU	7-4	186/26.6	25-53	.472	8-25	.320	12-16	.750	6	7	13	1.9	11-0	16	8	1	9	70	10.0	
TOTAL FOR APSU		31-20	801/25.8	125-267	.468	41-124	.331	52-65	.800	17	73	90	2.9	50-0	62	67	8	28	343	11.1	
TOTAL		44-20	929/21.1	133-294	.452	42-131	.321	60-78	.769	20	89	109	2.5	59-0	65	77	10	28	368	8.4	

Single Game Highs

Statistic	Value	
Points	24	at SIUE 02/24/22
Rebounds	10	vs UT Martin 12/30/21
Assists	6	at Howard 11/26/21, at SIUE 02/24/22
Steals	4	vs Milligan 11/14/22
Blocks	1	10 times
FG Made	8	at Southern Ill. 11/12/21, at Southeast Mo. St. 01/01/22, at SIUE 02/24/22
FG Attempts	15	at Southeast Mo. St. 01/01/22
3FG Made	4	at Belmont 02/07/22
3FG Attempts	8	vs Tennessee Tech 02/19/22
FT Made	6	vs UAlbany 11/21/22
FT Attempts	9	vs UAlbany 11/21/22

SEASON HIGHS

Points	17		vs Albany (11/21/22)
	12		WESTERN KENTUCKY (11/30/22)
	12		at South Florida (11/17/22)
	12		MILLIGAN (11/14/22)
	11		vs Bucknell (11/22/22)
Field Goals Made	5		WESTERN KENTUCKY (11/30/22)
	5		vs Albany (11/21/22)
	5		MILLIGAN (11/14/22)
Field Goal Attempts	10		vs Albany (11/21/22)
	9		WESTERN KENTUCKY (11/30/22)
FG Pct (min 5 made)	.714	(5-7)	MILLIGAN (11/14/22)
	.556	(5-9)	WESTERN KENTUCKY (11/30/22)
3-Point Field Goals Made	2		HOWARD (11/26/22)
	2		MILLIGAN (11/14/22)
3-Point FG Attempts	5		HOWARD (11/26/22)
	5		vs Bucknell (11/22/22)
3-Pt FG Pct (min 2 made)	.500	(2-4)	MILLIGAN (11/14/22)
	.400	(2-5)	HOWARD (11/26/22)
Free Throws Made	6		vs Albany (11/21/22)
	3		at South Florida (11/17/22)
Free Throw Attempts	9		vs Albany (11/21/22)
	3		vs Bucknell (11/22/22)
	3		at South Florida (11/17/22)
FT Pct (min 3 made)	1.000	(3-3)	at South Florida (11/17/22)
	.667	(6-9)	vs Albany (11/21/22)
Rebounds	4		MILLIGAN (11/14/22)
	2		WESTERN KENTUCKY (11/30/22)
	2		vs Bucknell (11/22/22)
	2		vs Albany (11/21/22)
	2		at South Florida (11/17/22)
Assists	5		MILLIGAN (11/14/22)
	3		WESTERN KENTUCKY (11/30/22)
	3		vs Albany (11/21/22)
Steals	4		MILLIGAN (11/14/22)
	2		vs Bucknell (11/22/22)
	2		at South Florida (11/17/22)
Blocked Shots	1		vs Albany (11/21/22)
Turnovers	3		WESTERN KENTUCKY (11/30/22)
Fouls	4		WESTERN KENTUCKY (11/30/22)
Minutes	34		vs Albany (11/21/22)
	33		at South Florida (11/17/22)

GAME-BY-GAME

Opponent	Date	GS	MIN	Total		3-Pointers		Free throws		Rebounds				PF	A	TO	BLK	STL	PTS	AVG
				FG-FGA	PCT	3FG-3FGA	PCT	FT-FTA	PCT	OFF	DEF	TOT	AVG							
at Purdue	11/11/2022		10:57	0-4	.000	0-3	.000	0-0	.000	0	0	0	0.0	0	0	0	0	0	0	0.0
Milligan	11/14/2022		24:39	5-7	.714	2-4	.500	0-0	.000	1	3	4	2.0	2	5	0	0	4	12	6.0
at South Fla.	11/17/2022	*	33:10	4-8	.500	1-3	.333	3-3	1.000	1	1	2	2.0	0	1	0	0	2	12	8.0
vs UAlbany	11/21/2022	*	34:00	5-10	.500	1-3	.333	6-9	.667	1	1	2	2.0	1	3	1	1	0	17	10.3
vs Bucknell	11/22/2022	*	30:00	4-8	.500	1-5	.200	2-3	.667	1	1	2	2.0	3	2	2	0	2	11	10.4
Howard	11/26/2022	*	25:57	2-7	.286	2-5	.400	0-0	.000	0	1	1	1.8	1	2	2	0	0	6	9.7
Western Ky.	11/30/2022		27:19	5-9	.556	1-2	.500	1-1	1.000	2	0	2	1.9	4	3	3	0	1	12	10.0
Totals		4	186:02	25-53	.472	8-25	.320	12-16	.750	6	7	13	1.9	11	16	8	1	9	70	10.0

Player Averages

Games Played	Minutes/ game	Points/ game	FG Pct	3FG Pct	FT Pct	Rebounds/ game	Assists/ game	Turnovers/ game	Assist/Turnover ratio	Steals/ game	Blocks/ game
7	26.6	10.0	47.2	32.0	75.0	1.9	2.3	1.1	2.0	1.3	0.1

4

ELIJAH HUTCHINS-EVERETT

Sophomore | Center | 6-11 | 255 | Orange, N.J.
Putnam Science Academy (Conn.)

**CAREER TOTALS/HIGHS**

				Field Goals		3-Point		F-Throws		Rebounds									Scoring	
SEASON	TEAM	GP-GS	MIN/AVG	FG-FGA	FG%	3FG-3FGA	3FG%	FT-FTA	FT%	OFF	DEF	TOT	AVG	PF-FO	A	TO	BLK	STL	PTS	AVG
2021-22	APSU	29-29	805/27.8	132-259	.510	12-39	.308	82-118	.695	68	128	196	6.8	74-0	23	74	11	15	358	12.3
2022-23	APSU	8-8	245/30.6	38-89	.427	6-21	.286	20-25	.800	16	36	52	6.5	18-0	8	16	6	4	102	12.8
TOTAL		37-37	1050/28.4	170-348	.489	18-60	.300	102-143	.713	84	164	248	6.7	92-0	31	90	17	19	460	12.4

Single Game Highs

Statistic	Value	
Points	25	at Dayton 11/20/21
Rebounds	14	at Dayton 11/20/21
Assists	3	at Southeast Mo. St. 01/01/22
Steals	2	5 times
Blocks	3	at Howard 11/26/21, vs Bucknell 11/22/22
FG Made	9	at North Florida 12/11/21
FG Attempts	17	at Purdue 11/11/22
3FG Made	2	4 times
3FG Attempts	6	at Purdue 11/11/22
FT Made	13	at Dayton 11/20/21
FT Attempts	16	at Dayton 11/20/21

SEASON HIGHS

Points	23		vs Albany (11/21/22)
	19		WESTERN KENTUCKY (11/30/22)
	19		at Purdue (11/11/22)
	11		at South Florida (11/17/22)
	9		HOWARD (11/26/22)
	9		MILLIGAN (11/14/22)
Field Goals Made	8		WESTERN KENTUCKY (11/30/22)
	7		vs Albany (11/21/22)
	7		at Purdue (11/11/22)
Field Goal Attempts	17		at Purdue (11/11/22)
	15		WESTERN KENTUCKY (11/30/22)
FG Pct (min 5 made)	.538	(7-13)	vs Albany (11/21/22)
	.533	(8-15)	WESTERN KENTUCKY (11/30/22)
3-Point Field Goals Made	2		at South Florida (11/17/22)
	2		at Purdue (11/11/22)
3-Point FG Attempts	6		at Purdue (11/11/22)
	3		WESTERN KENTUCKY (11/30/22)
	3		vs Bucknell (11/22/22)
	3		MILLIGAN (11/14/22)
3-Pt FG Pct (min 2 made)	1.000	(2-2)	at South Florida (11/17/22)
	.333	(2-6)	at Purdue (11/11/22)
Free Throws Made	9		vs Albany (11/21/22)
	3		at South Florida (11/17/22)
	3		at Purdue (11/11/22)
Free Throw Attempts	9		vs Albany (11/21/22)
	4		WESTERN KENTUCKY (11/30/22)
	4		at South Florida (11/17/22)
FT Pct (min 3 made)	1.000	(9-9)	vs Albany (11/21/22)
	1.000	(3-3)	at Purdue (11/11/22)
Rebounds	9		vs Albany (11/21/22)
	8		HOWARD (11/26/22)
	8		MILLIGAN (11/14/22)
Assists	2		vs Albany (11/21/22)
	2		MILLIGAN (11/14/22)
Steals	2		vs Albany (11/21/22)
	1		HOWARD (11/26/22)
	1		MILLIGAN (11/14/22)
Blocked Shots	3		vs Bucknell (11/22/22)
	1		WESTERN KENTUCKY (11/30/22)
	1		vs Albany (11/21/22)
	1		at South Florida (11/17/22)
Turnovers	4		at South Florida (11/17/22)
Fouls	4		at Purdue (11/11/22)
Minutes	38		HOWARD (11/26/22)
	38		at Purdue (11/11/22)

GAME-BY-GAME

Opponent	Date	GS	MIN	Total		3-Pointers		Free throws		Rebounds								PTS	AVG
				FG-FGA	PCT	3FG-3FGA	PCT	FT-FTA	PCT	OFF	DEF	TOT	AVG	PF	A	TO	BLK	STL	
at NC State	11/07/2022	*	28:03	3-8	.375	0-1	.000	2-2	1.000	0	4	4	4.0	3	0	1	0	0	8
at Purdue	11/11/2022	*	38:05	7-17	.412	2-6	.333	3-3	1.000	3	4	7	5.5	4	1	2	0	0	19
Milligan	11/14/2022	*	19:35	4-7	.571	1-3	.333	0-0	.000	2	6	8	6.3	2	2	1	0	1	9
at South Fla.	11/17/2022	*	24:02	3-6	.500	2-2	1.000	3-4	.750	2	4	6	6.3	3	0	4	1	0	11
vs UAlbany	11/21/2022	*	31:00	7-13	.538	0-2	.000	9-9	1.000	2	7	9	6.8	2	2	1	1	2	23
vs Bucknell	11/22/2022	*	33:00	2-12	.167	0-3	.000	0-0	.000	3	1	4	6.3	2	1	1	3	0	4
Howard	11/26/2022	*	37:18	4-11	.364	0-1	.000	1-3	.333	2	6	8	6.6	0	1	3	0	1	9
Western Ky.	11/30/2022	*	33:30	8-15	.533	1-3	.333	2-4	.500	2	4	6	6.5	2	1	3	1	0	19
Totals		8	244:32	38-89	.427	6-21	.286	20-25	.800	16	36	52	6.5	18	8	16	6	4	102

Player Averages

Games Played	Minutes/game	Points/game	FG Pct	3FG Pct	FT Pct	Rebounds/game	Assists/game	Turnovers/game	Assist/Turnover ratio	Steals/game	Blocks/game
8	30.6	12.8	42.7	28.6	80.0	6.5	1.0	2.0	0.5	0.5	0.8

5

DREW CALDARON

Sophomore | Guard | 6-4 | 190 | The Woodlands, Texas
College Park High School

**CAREER TOTALS/HIGHS**

				Field Goals		3-Point		F-Throws		Rebounds										Scoring	
SEASON	TEAM	GP-GS	MIN/AVG	FG-FGA	FG%	3FG-3FGA	3FG%	FT-FTA	FT%	OFF	DEF	TOT	AVG	PF-FO	A	TO	BLK	STL	PTS	AVG	
2021-22	APSU	29-10	508/17.5	43-138	.312	33-104	.317	14-18	.778	10	33	43	1.5	26-0	20	14	6	18	133	4.6	
2022-23	APSU	5-0	55/11.0	2-12	.167	1-5	.200	0-0	.000	1	3	4	0.8	1-0	1	2	0	0	5	1.0	
TOTAL		34-10	563/16.6	45-150	.300	34-109	.312	14-18	.778	11	36	47	1.4	27-0	21	16	6	18	138	4.1	

Single Game Highs

Statistic	Value	
Points	20	vs Belmont 01/27/22
Rebounds	4	at Tennessee St. 01/22/22
Assists	3	vs Belmont 01/27/22
Steals	3	vs Belmont 01/27/22
Blocks	2	vs SIUE 01/31/22
FG Made	8	vs Belmont 01/27/22
FG Attempts	12	vs Murray St. 02/03/22
3FG Made	5	vs Murray St. 02/03/22
3FG Attempts	9	vs Murray St. 02/03/22
FT Made	3	at Tennessee St. 01/22/22, at SIUE 02/24/22
FT Attempts	4	at Tennessee St. 01/22/22, at SIUE 02/24/22

SEASON HIGHS

Points	5	MILLIGAN (11/14/22)
Field Goals Made	2	MILLIGAN (11/14/22)
Field Goal Attempts	4	at North Carolina State (11/07/22)
	3	at South Florida (11/17/22)
	3	MILLIGAN (11/14/22)
3-Point Field Goals Made	1	MILLIGAN (11/14/22)
3-Point FG Attempts	2	MILLIGAN (11/14/22)
	1	at South Florida (11/17/22)
	1	at Purdue (11/11/22)
	1	at North Carolina State (11/07/22)
Rebounds	3	at North Carolina State (11/07/22)
	1	at South Florida (11/17/22)
Assists	1	MILLIGAN (11/14/22)
Turnovers	2	at North Carolina State (11/07/22)
Fouls	1	MILLIGAN (11/14/22)
Minutes	19	at North Carolina State (11/07/22)
	11	at South Florida (11/17/22)
	11	MILLIGAN (11/14/22)

GAME-BY-GAME

Opponent	Date	GS	MIN	Total		3-Pointers		Free throws		Rebounds											
				FG-FGA	PCT	3FG-3FGA	PCT	FT-FTA	PCT	OFF	DEF	TOT	AVG	PF	A	TO	BLK	STL	PTS	AVG	
at NC State	11/07/2022		18:04	0-4	.000	0-1	.000	0-0	.000	1	2	3	3.0	0	0	2	0	0	0	0.0	
at Purdue	11/11/2022		06:46	0-1	.000	0-1	.000	0-0	.000	0	0	0	1.5	0	0	0	0	0	0	0.0	
Milligan	11/14/2022		11:36	2-3	.667	1-2	.500	0-0	.000	0	0	0	1.0	1	1	0	0	0	5	1.7	
at South Fla.	11/17/2022		10:37	0-3	.000	0-1	.000	0-0	.000	0	1	1	1.0	0	0	0	0	0	0	1.3	
vs UAlbany	11/21/2022		08:00	0-1	.000	0-0	.000	0-0	.000	0	0	0	0.8	0	0	0	0	0	0	1.0	
Totals		0	55:03	2-12	.167	1-5	.200	0-0	.000	1	3	4	0.8	1	1	2	0	0	5	1.0	

Player Averages

Games Played	Minutes/ game	Points/ game	FG Pct	3FG Pct	FT Pct	Rebounds/ game	Assists/ game	Turnovers/ game	Assist/Turnover ratio	Steals/ game	Blocks/ game
5	11.0	1.0	16.7	20.0	0.0	0.8	0.2	0.4	0.5	0.0	0.0

10

GUY FAUNTLEROY

Freshman | Guard | 5-10 | 170 | Prince George's County, Md.
Olympus Prep Academy (N.J.)

**CAREER TOTALS/HIGHS**

				Field Goals		3-Point		F-Throws		Rebounds									Scoring	
SEASON	TEAM	GP-GS	MIN/AVG	FG-FGA	FG%	3FG-3FGA	3FG%	FT-FTA	FT%	OFF	DEF	TOT	AVG	PF-FO	A	TO	BLK	STL	PTS	AVG
2022-23	APSU	8-1	109/13.7	4-24	.167	2-11	.182	1-1	1.000	1	7	8	1.0	12-0	10	8	0	3	11	1.4
TOTAL		8-1	109/13.7	4-24	.167	2-11	.182	1-1	1.000	1	7	8	1.0	12-0	10	8	0	3	11	1.4

Single Game Highs

Statistic	Value	
Points	5	at NC State 11/07/22
Rebounds	3	vs Milligan 11/14/22
Assists	4	at NC State 11/07/22
Steals	2	at NC State 11/07/22
FG Made	2	at NC State 11/07/22
FG Attempts	6	at NC State 11/07/22
3FG Made	1	at South Fla. 11/17/22, vs Western Ky. 11/30/22
3FG Attempts	3	vs Howard 11/26/22
FT Made	1	at NC State 11/07/22
FT Attempts	1	at NC State 11/07/22

SEASON HIGHS

Points	5	at North Carolina State (11/07/22)
	3	WESTERN KENTUCKY (11/30/22)
	3	at South Florida (11/17/22)
Field Goals Made	2	at North Carolina State (11/07/22)
	1	WESTERN KENTUCKY (11/30/22)
	1	at South Florida (11/17/22)
Field Goal Attempts	6	at North Carolina State (11/07/22)
	5	WESTERN KENTUCKY (11/30/22)
3-Point Field Goals Made	1	WESTERN KENTUCKY (11/30/22)
	1	at South Florida (11/17/22)
3-Point FG Attempts	3	HOWARD (11/26/22)
	2	WESTERN KENTUCKY (11/30/22)
	2	at South Florida (11/17/22)
	2	at Purdue (11/11/22)
Free Throws Made	1	at North Carolina State (11/07/22)
Free Throw Attempts	1	at North Carolina State (11/07/22)
Rebounds	3	MILLIGAN (11/14/22)
	2	vs Albany (11/21/22)
Assists	4	at North Carolina State (11/07/22)
	2	at South Florida (11/17/22)
Steals	2	at North Carolina State (11/07/22)
	1	MILLIGAN (11/14/22)
Turnovers	3	at North Carolina State (11/07/22)
Fouls	2	HOWARD (11/26/22)
	2	vs Bucknell (11/22/22)
	2	vs Albany (11/21/22)
	2	MILLIGAN (11/14/22)
	2	at North Carolina State (11/07/22)
Minutes	30	at North Carolina State (11/07/22)
	18	vs Albany (11/21/22)

GAME-BY-GAME

Opponent	Date	GS	MIN	Total		3-Pointers		Free throws		Rebounds				PF	A	TO	BLK	STL	PTS	AVG
				FG-FGA	PCT	3FG-3FGA	PCT	FT-FTA	PCT	OFF	DEF	TOT	AVG							
at NC State	11/07/2022	*	30:11	2-6	.333	0-0	.000	1-1	1.000	0	0	0	0.0	2	4	3	0	2	5	5.0
at Purdue	11/11/2022		06:35	0-2	.000	0-2	.000	0-0	.000	0	0	0	0.0	1	1	0	0	0	0	2.5
Milligan	11/14/2022		14:39	0-2	.000	0-1	.000	0-0	.000	0	3	3	1.0	2	1	2	0	1	0	1.7
at South Fla.	11/17/2022		14:04	1-2	.500	1-2	.500	0-0	.000	0	1	1	1.0	1	2	1	0	0	3	2.0
vs UAlbany	11/21/2022		18:00	0-1	.000	0-0	.000	0-0	.000	1	1	2	1.2	2	1	0	0	0	0	1.6
vs Bucknell	11/22/2022		06:00	0-2	.000	0-1	.000	0-0	.000	0	0	0	1.0	2	0	0	0	0	0	1.3
Howard	11/26/2022		09:19	0-4	.000	0-3	.000	0-0	.000	0	1	1	1.0	2	1	0	0	0	0	1.1
Western Ky.	11/30/2022		10:25	1-5	.200	1-2	.500	0-0	.000	0	1	1	1.0	0	0	2	0	0	3	1.4
Totals		1	109:13	4-24	.167	2-11	.182	1-1	1.000	1	7	8	1.0	12	10	8	0	3	11	1.4

Player Averages

Games Played	Minutes/game	Points/game	FG Pct	3FG Pct	FT Pct	Rebounds/game	Assists/game	Turnovers/game	Assist/Turnover ratio	Steals/game	Blocks/game
8	13.7	1.4	16.7	18.2	100.0	1.0	1.3	1.0	1.3	0.4	0.0

11

RODRIQUE MASSENAT

Junior | Guard | 6-5 | 200 | Trenton, N.J.
Trenton Catholic Academy | National Park (Ark.) College



CAREER TOTALS/HIGHS

SEASON HIGHS

GAME-BY-GAME

12

SHON ROBINSON

Redshirt Sophomore | Forward | 6-9 | 225 | Chicago, Ill.
 Eduprize High School | San Jose State

**Player Notes**

- Voted ASUN Conference Newcomer of the Week on Nov. 21

CAREER TOTALS/HIGHS

SEASON	TEAM	GP-GS	MIN/AVG	Field Goals		3-Point		F-Throws		Rebounds									Scoring	
				FG-FGA	FG%	3FG-3FGA	3FG%	FT-FTA	FT%	OFF	DEF	TOT	AVG	PF-FO	A	TO	BLK	STL	PTS	AVG
2020-21	OM	6-0	20/3.3	3-10	.300	0-4	.000	2-5	.400	3	2	5	0.8	1-0	0	0	1	0	8	1.3
2021-22	SJSU	30-11	651/21.7	85-175	.486	15-58	.259	39-53	.736	26	111	137	4.6	56-2	37	47	21	20	224	7.5
2022-23	APSU	4-4	122/30.4	22-39	.564	2-5	.400	15-23	.652	5	16	21	5.3	4-0	6	9	1	9	61	15.3
TOTAL FOR APSU		4-4	122/30.4	22-39	.564	2-5	.400	15-23	.652	5	16	21	5.3	4-0	6	9	1	9	61	15.3
TOTAL		40-15	793/19.8	110-224	.491	17-67	.254	56-81	.691	34	129	163	4.1	61-2	43	56	23	29	293	7.3

Single Game Highs

Statistic	Value	
Points	27	vs Milligan 11/14/22
Rebounds	12	vs Santa Clara 12/21/21
Assists	5	vs Fresno St. 03/09/22, vs Milligan 11/14/22
Steals	6	vs Milligan 11/14/22
Blocks	5	vs Air Force 01/25/22
FG Made	10	vs Milligan 11/14/22
FG Attempts	16	vs Milligan 11/14/22
3FG Made	2	vs Cal St. Fullerton 11/11/21, vs South Dakota 11/30/21, at South Fla. 11/17/22
3FG Attempts	5	vs Cal St. Fullerton 11/11/21
FT Made	7	vs Milligan 11/14/22
FT Attempts	13	vs Milligan 11/14/22

SEASON HIGHS

Points	27	MILLIGAN (11/14/22)
	13	at North Carolina State (11/07/22)
	11	at Purdue (11/11/22)
	10	at South Florida (11/17/22)
Field Goals Made	10	MILLIGAN (11/14/22)
	5	at North Carolina State (11/07/22)
Field Goal Attempts	16	MILLIGAN (11/14/22)
	9	at Purdue (11/11/22)
	9	at North Carolina State (11/07/22)
FG Pct (min 5 made)	.625 (10-16)	MILLIGAN (11/14/22)
	.556 (5-9)	at North Carolina State (11/07/22)
3-Point Field Goals Made	2	at South Florida (11/17/22)
3-Point FG Attempts	2	at South Florida (11/17/22)
	2	at Purdue (11/11/22)
3-Pt FG Pct (min 2 made)	1.000 (2-2)	at South Florida (11/17/22)
Free Throws Made	7	MILLIGAN (11/14/22)
	5	at Purdue (11/11/22)
Free Throw Attempts	13	MILLIGAN (11/14/22)
	6	at Purdue (11/11/22)
FT Pct (min 3 made)	.833 (5-6)	at Purdue (11/11/22)
	.750 (3-4)	at North Carolina State (11/07/22)
Rebounds	9	MILLIGAN (11/14/22)
	5	at South Florida (11/17/22)
Assists	5	MILLIGAN (11/14/22)
	1	at South Florida (11/17/22)
Steals	6	MILLIGAN (11/14/22)
	2	at Purdue (11/11/22)
Blocked Shots	1	at North Carolina State (11/07/22)
Turnovers	3	at South Florida (11/17/22)
	3	at North Carolina State (11/07/22)
Fouls	3	at Purdue (11/11/22)
Minutes	37	at Purdue (11/11/22)
	33	MILLIGAN (11/14/22)
	33	at North Carolina State (11/07/22)

GAME-BY-GAME

Opponent	Date	GS	MIN	Total		3-Pointers		Free throws		Rebounds				PF	A	TO	BLK	STL	PTS	AVG
				FG-FGA	PCT	3FG-3FGA	PCT	FT-FTA	PCT	OFF	DEF	TOT	AVG							
at NC State	11/07/2022	*	33:24	5-9	.556	0-0	.000	3-4	.750	1	2	3	3.0	0	0	3	1	1	13	13.0
at Purdue	11/11/2022	*	37:01	3-9	.333	0-2	.000	5-6	.833	1	3	4	3.5	3	0	1	0	2	11	12.0
Milligan	11/14/2022	*	33:34	10-16	.625	0-1	.000	7-13	.538	3	6	9	5.3	0	5	2	0	6	27	17.0
at South Fla.	11/17/2022	*	17:43	4-5	.800	2-2	1.000	0-0	.000	0	5	5	5.3	1	1	3	0	0	10	15.3
Totals		4	121:42	22-39	.564	2-5	.400	15-23	.652	5	16	21	5.3	4	6	9	1	9	61	15.3

Player Averages

Games Played	Minutes/ game	Points/ game	FG Pct	3FG Pct	FT Pct	Rebounds/ game	Assists/ game	Turnovers/ game	Assist/Turnover ratio	Steals/ game	Blocks/ game
4	30.4	15.3	56.4	40.0	65.2	5.3	1.5	2.3	0.7	2.3	0.3

14

NATHAN MOORE

Redshirt Junior | Forward | 6-9 | 220 | Huntsville, Ala.
Huntsville High School | Wallace State (Ala.) Community College



CAREER TOTALS/HIGHS

				Field Goals		3-Point		F-Throws		Rebounds										Scoring	
SEASON	TEAM	GP-GS	MIN/AVG	FG-FGA	FG%	3FG-3FGA	3FG%	FT-FTA	FT%	OFF	DEF	TOT	AVG	PF-FO	A	TO	BLK	STL		PTS	AVG
2022-23	APSU	2-0	14/7.2	0-3	.000	0-1	.000	2-2	1.000	1	1	2	1.0	2-0	0	2	1	0		2	1.0
TOTAL		2-0	14/7.2	0-3	.000	0-1	.000	2-2	1.000	1	1	2	1.0	2-0	0	2	1	0		2	1.0

Single Game Highs

Statistic	Value	
Points	2	at NC State 11/07/22
Rebounds	2	at NC State 11/07/22
Blocks	1	at Purdue 11/11/22
FG Attempts	2	at NC State 11/07/22
3FG Attempts	1	at Purdue 11/11/22
FT Made	2	at NC State 11/07/22
FT Attempts	2	at NC State 11/07/22

SEASON HIGHS

Points	2	at North Carolina State (11/07/22)
Field Goal Attempts	2	at North Carolina State (11/07/22)
	1	at Purdue (11/11/22)
3-Point FG Attempts	1	at Purdue (11/11/22)
Free Throws Made	2	at North Carolina State (11/07/22)
Free Throw Attempts	2	at North Carolina State (11/07/22)
Rebounds	2	at North Carolina State (11/07/22)
Blocked Shots	1	at Purdue (11/11/22)
Turnovers	1	at Purdue (11/11/22)
	1	at North Carolina State (11/07/22)
Fouls	1	at Purdue (11/11/22)
	1	at North Carolina State (11/07/22)
Minutes	10	at North Carolina State (11/07/22)
	5	at Purdue (11/11/22)

GAME-BY-GAME

Opponent	Date	GS	MIN	Total		3-Pointers		Free throws		Rebounds											
				FG-FGA	PCT	3FG-3FGA	PCT	FT-FTA	PCT	OFF	DEF	TOT	AVG	PF	A	TO	BLK	STL	PTS	AVG	
at NC State	11/07/2022		09:28	0-2	.000	0-0	.000	2-2	1.000	1	1	2	2.0	1	0	1	0	0	2	2.0	
at Purdue	11/11/2022		04:54	0-1	.000	0-1	.000	0-0	.000	0	0	0	1.0	1	0	1	1	0	0	1.0	
Totals		0	14:22	0-3	.000	0-1	.000	2-2	1.000	1	1	2	1.0	2	0	2	1	0	2	1.0	

Player Averages

Games Played	Minutes/ game	Points/ game	FG Pct	3FG Pct	FT Pct	Rebounds/ game	Assists/ game	Turnovers/ game	Assist/Turnover ratio	Steals/ game	Blocks/ game
2	7.2	1.0	0.0	0.0	100.0	1.0	0.0	1.0	0.0	0.0	0.5

20 CODEY BATES

Senior | Guard | 6-2 | 210 | Memphis, Tenn.
Southwind High School



CAREER TOTALS/HIGHS

SEASON	TEAM	GP-GS	MIN/AVG	Field Goals		3-Point		F-Throws		Rebounds										Scoring	
				FG-FGA	FG%	3FG-3FGA	3FG%	FT-FTA	FT%	OFF	DEF	TOT	AVG	PF	FO	A	TO	BLK	STL	PTS	AVG
2019-20	APSU	6-0	11/1.9	2-3	.667	1-2	.500	1-2	.500	1	0	1	0.2	3-0	1	1	0	0	0	6	1.0
2020-21	APSU	3-0	7/2.3	0-2	.000	0-0	.000	0-0	.000	1	0	1	0.3	1-0	0	0	0	0	0	0	0.0
2021-22	APSU	5-0	10/2.0	0-5	.000	0-3	.000	0-4	.000	1	0	1	0.2	2-0	0	0	0	0	0	0	0.0
2022-23	APSU	2-0	2/1.1	0-1	.000	0-1	.000	0-0	.000	1	1	2	1.0	0-0	0	0	0	0	0	0	0.0
TOTAL		16-0	30/1.9	2-11	.182	1-6	.167	1-6	.167	4	1	5	0.3	6-0	1	1	0	0	0	6	0.4

Single Game Highs

Statistic	Value	
Points	3	vs Tennessee St. 01/23/20
Rebounds	2	at NC State 11/07/22
Assists	1	at Southeast Mo. St. 01/16/20
FG Made	1	vs Oakland City 11/05/19, vs Tennessee St. 01/23/20
FG Attempts	2	vs Oakland City 11/05/19, vs Tennessee Tech 03/02/22
3FG Made	1	vs Tennessee St. 01/23/20
3FG Attempts	1	6 times
FT Made	1	at Southeast Mo. St. 01/16/20
FT Attempts	2	at Southeast Mo. St. 01/16/20, vs Milligan 12/05/21, at Morehead St. 02/05/22

SEASON HIGHS

Field Goal Attempts	1	at North Carolina State (11/07/22)
3-Point FG Attempts	1	at North Carolina State (11/07/22)
Rebounds	2	at North Carolina State (11/07/22)
Minutes	2	at North Carolina State (11/07/22)

GAME-BY-GAME

Opponent	Date	GS	MIN	Total		3-Pointers		Free throws		Rebounds											
				FG-FGA	PCT	3FG-3FGA	PCT	FT-FTA	PCT	OFF	DEF	TOT	AVG	PF	A	TO	BLK	STL	PTS	AVG	
at NC State	11/07/2022		02:09	0-1	.000	0-1	.000	0-0	.000	1	1	2	2.0	0	0	0	0	0	0	0.0	
vs UAlbany	11/21/2022		00:00	0-0	.000	0-0	.000	0-0	.000	0	0	0	1.0	0	0	0	0	0	0	0.0	
Totals		0	02:09	0-1	.000	0-1	.000	0-0	.000	1	1	2	1.0	0	0	0	0	0	0	0.0	

Player Averages

Games Played	Minutes/ game	Points/ game	FG Pct	3FG Pct	FT Pct	Rebounds/ game	Assists/ game	Turnovers/ game	Assist/Turnover ratio	Steals/ game	Blocks/ game
2	1.1	0.0	0.0	0.0	0.0	1.0	0.0	0.0	0.0	0.0	0.0

22**KAMARIE COFFEY**

Sophomore | Guard | 6-7 | 200 | Clarksville, Tenn.

West Creek High School | Columbia State (Tenn.) Community College

**CAREER TOTALS/HIGHS**

SEASON HIGHS

GAME-BY-GAME

23 KELECHI OKWOROGWO

Freshman | Forward | 6-6 | 210 | Bronx, N.Y.
Westminster School (Conn.)



CAREER TOTALS/HIGHS

				Field Goals		3-Point		F-Throws		Rebounds									Scoring	
SEASON	TEAM	GP-GS	MIN/AVG	FG-FGA	FG%	3FG-3FGA	3FG%	FT-FTA	FT%	OFF	DEF	TOT	AVG	PF-FO	A	TO	BLK	STL	PTS	AVG
2022-23	APSU	4-0	22/5.6	5-8	.625	1-2	.500	2-6	.333	2	5	7	1.8	3-0	0	0	1	1	13	3.3
TOTAL		4-0	22/5.6	5-8	.625	1-2	.500	2-6	.333	2	5	7	1.8	3-0	0	0	1	1	13	3.3

Single Game Highs

Statistic	Value	
Points	7	vs Milligan 11/14/22
Rebounds	4	vs Milligan 11/14/22
Steals	1	at NC State 11/07/22
Blocks	1	vs Milligan 11/14/22
FG Made	3	vs Milligan 11/14/22
FG Attempts	4	vs Milligan 11/14/22
3FG Made	1	vs Western Ky. 11/30/22
3FG Attempts	1	vs Western Ky. 11/30/22, vs Milligan 11/14/22
FT Made	1	at NC State 11/07/22, vs Milligan 11/14/22
FT Attempts	4	vs Milligan 11/14/22

SEASON HIGHS

Points	7	MILLIGAN (11/14/22)
	3	WESTERN KENTUCKY (11/30/22)
	3	at North Carolina State (11/07/22)
Field Goals Made	3	MILLIGAN (11/14/22)
	1	WESTERN KENTUCKY (11/30/22)
	1	at North Carolina State (11/07/22)
Field Goal Attempts	4	MILLIGAN (11/14/22)
	3	at North Carolina State (11/07/22)
3-Point Field Goals Made	1	WESTERN KENTUCKY (11/30/22)
3-Point FG Attempts	1	WESTERN KENTUCKY (11/30/22)
	1	MILLIGAN (11/14/22)
Free Throws Made	1	MILLIGAN (11/14/22)
	1	at North Carolina State (11/07/22)
Free Throw Attempts	4	MILLIGAN (11/14/22)
	2	at North Carolina State (11/07/22)
Rebounds	4	MILLIGAN (11/14/22)
	3	at North Carolina State (11/07/22)
Steals	1	at North Carolina State (11/07/22)
Blocked Shots	1	MILLIGAN (11/14/22)
Fouls	2	at North Carolina State (11/07/22)
Minutes	13	at North Carolina State (11/07/22)
	8	MILLIGAN (11/14/22)

GAME-BY-GAME

Opponent	Date	GS	MIN	Total		3-Pointers		Free throws		Rebounds				PF	A	TO	BLK	STL	PTS	AVG
				FG-FGA	PCT	3FG-3FGA	PCT	FT-FTA	PCT	OFF	DEF	TOT	AVG							
at NC State	11/07/2022		12:51	1-3	.333	0-0	.000	1-2	.500	1	2	3	3.0	2	0	0	0	1	3	3.0
Milligan	11/14/2022		07:30	3-4	.750	0-1	.000	1-4	.250	1	3	4	3.5	1	0	0	1	0	7	5.0
vs UAlbany	11/21/2022		00:00	0-0	.000	0-0	.000	0-0	.000	0	0	0	2.3	0	0	0	0	0	0	3.3
Western Ky.	11/30/2022		02:05	1-1	1.000	1-1	1.000	0-0	.000	0	0	0	1.8	0	0	0	0	0	3	3.3
Totals		0	22:26	5-8	.625	1-2	.500	2-6	.333	2	5	7	1.8	3	0	0	1	1	13	3.3

Player Averages

Games Played	Minutes/ game	Points/ game	FG Pct	3FG Pct	FT Pct	Rebounds/ game	Assists/ game	Turnovers/ game	Assist/Turnover ratio	Steals/ game	Blocks/ game
4	5.6	3.3	62.5	50.0	33.3	1.8	0.0	0.0	0.0	0.3	0.3

24 JALEN WARE

Redshirt Sophomore | Forward | 6-8 | 200 | Winston-Salem, N.C.
Walkerstown High School | Tallahassee (Fla.) Community College



Player Notes

- Made first career start Nov. 21 against Albany
- Named to the Greenlight Sunshine Slam All-Tournament Team on Nov. 22

CAREER TOTALS/HIGHS

				Field Goals		3-Point		F-Throws		Rebounds										Scoring	
SEASON	TEAM	GP-GS	MIN/AVG	FG-FGA	FG%	3FG-3FGA	3FG%	FT-FTA	FT%	OFF	DEF	TOT	AVG	PF-FO	A	TO	BLK	STL	PTS	AVG	
2021-22	APSU	17-0	115/6.7	9-29	.310	0-11	.000	3-6	.500	16	11	27	1.6	10-0	1	2	1	5	21	1.2	
2022-23	APSU	7-4	159/22.8	14-28	.500	3-6	.500	8-18	.444	13	23	36	5.1	11-0	2	1	5	3	39	5.6	
TOTAL		24-4	274/11.4	23-57	.404	3-17	.176	11-24	.458	29	34	63	2.6	21-0	3	3	6	8	60	2.5	

Single Game Highs

Statistic	Value	
Points	12	vs Bucknell 11/22/22
Rebounds	8	at South Fla. 11/17/22, vs Milligan 11/14/22
Assists	1	vs Belmont 01/27/22, at South Fla. 11/17/22, vs Milligan 11/14/22
Steals	2	at Morehead St. 02/05/22, at Murray St. 02/17/22, vs Bucknell 11/22/22
Blocks	2	at South Fla. 11/17/22
FG Made	5	vs Bucknell 11/22/22
FG Attempts	7	vs Howard 11/26/22, vs Bucknell 11/22/22
3FG Made	2	vs Bucknell 11/22/22
3FG Attempts	3	vs Bucknell 11/22/22
FT Made	3	at South Fla. 11/17/22, vs Milligan 11/14/22
FT Attempts	7	at South Fla. 11/17/22

SEASON HIGHS

Points	12	vs Bucknell (11/22/22)
	10	vs Albany (11/21/22)
	7	MILLIGAN (11/14/22)
	6	HOWARD (11/26/22)
	3	at South Florida (11/17/22)
Field Goals Made	5	vs Bucknell (11/22/22)
	4	vs Albany (11/21/22)
Field Goal Attempts	7	HOWARD (11/26/22)
	7	vs Bucknell (11/22/22)
FG Pct (min 5 made)	.714 (5-7)	vs Bucknell (11/22/22)
3-Point Field Goals Made	2	vs Bucknell (11/22/22)
	1	vs Albany (11/21/22)
3-Point FG Attempts	3	vs Bucknell (11/22/22)
	2	vs Albany (11/21/22)
3-Pt FG Pct (min 2 made)	.667 (2-3)	vs Bucknell (11/22/22)
Free Throws Made	3	at South Florida (11/17/22)
	3	MILLIGAN (11/14/22)
Free Throw Attempts	7	at South Florida (11/17/22)
	6	MILLIGAN (11/14/22)
FT Pct (min 3 made)	.500 (3-6)	MILLIGAN (11/14/22)
	.429 (3-7)	at South Florida (11/17/22)
Rebounds	8	at South Florida (11/17/22)
	8	MILLIGAN (11/14/22)
Assists	1	at South Florida (11/17/22)
	1	MILLIGAN (11/14/22)
Steals	2	vs Bucknell (11/22/22)
	1	HOWARD (11/26/22)
Blocked Shots	2	at South Florida (11/17/22)
	1	WESTERN KENTUCKY (11/30/22)
	1	vs Albany (11/21/22)
	1	MILLIGAN (11/14/22)
Turnovers	1	vs Albany (11/21/22)
Fouls	3	vs Albany (11/21/22)
Minutes	37	vs Bucknell (11/22/22)
	31	vs Albany (11/21/22)

GAME-BY-GAME																			
Opponent	Date	GS	MIN	Total		3-Pointers		Free throws		Rebounds				PF	A	TO	BLK	STL	PTS
				FG-FGA	PCT	3FG-3FGA	PCT	FT-FTA	PCT	OFF	DEF	TOT	AVG						
at NC State	11/07/2022		03:06	0-1	.000	0-1	.000	1-2	.500	0	0	0	0.0	0	0	0	0	0	1
Milligan	11/14/2022		19:21	2-4	.500	0-0	.000	3-6	.500	4	4	8	4.0	2	1	0	1	0	7
at South Fla.	11/17/2022		23:57	0-2	.000	0-0	.000	3-7	.429	3	5	8	5.3	2	1	0	2	0	3
vs UAlbany	11/21/2022	*	31:00	4-6	.667	1-2	.500	1-2	.500	0	6	6	5.5	3	0	1	1	0	10
vs Bucknell	11/22/2022	*	37:00	5-7	.714	2-3	.667	0-1	.000	4	3	7	5.8	2	0	0	0	2	12
Howard	11/26/2022	*	27:37	3-7	.429	0-0	.000	0-0	.000	2	3	5	5.7	2	0	0	0	1	6
Western Ky.	11/30/2022	*	17:20	0-1	.000	0-0	.000	0-0	.000	0	2	2	5.1	0	0	0	1	0	0
Totals		4	159:21	14-28	.500	3-6	.500	8-18	.444	13	23	36	5.1	11	2	1	5	3	39

Player Averages

Games Played	Minutes/ game	Points/ game	FG Pct	3FG Pct	FT Pct	Rebounds/ game	Assists/ game	Turnovers/ game	Assist/Turnover ratio	Steals/ game	Blocks/ game
7	22.8	5.6	50.0	50.0	44.4	5.1	0.3	0.1	2.0	0.4	0.7

41

CAMERON COPELAND

Senior | Forward | 6-7 | 190 | Douglasville, Ga.
 Douglasville County High School | College of Charleston

**CAREER TOTALS/HIGHS**

SEASON	TEAM	GP-GS	MIN/AVG	Field Goals		3-Point		F-Throws		Rebounds									Scoring	
				FG-FGA	FG%	3FG-3FGA	3FG%	FT-FTA	FT%	OFF	DEF	TOT	AVG	PF-FO	A	TO	BLK	STL	PTS	AVG
2018-19	UNF	12-0	82/6.8	9-35	.257	3-16	.188	8-8	1.000	1	3	4	0.3	5-0	5	4	0	3	29	2.4
2020-21	CC	19-0	304/16.0	42-82	.512	10-27	.370	12-14	.857	8	47	55	2.9	17-0	6	11	2	7	106	5.6
2021-22	APSU	29-14	673/23.2	96-236	.407	30-92	.326	27-35	.771	35	80	115	4.0	47-0	41	39	7	31	249	8.6
2022-23	APSU	8-3	181/22.6	27-71	.380	11-31	.355	0-1	.000	4	17	21	2.6	12-0	15	9	2	7	65	8.1
TOTAL FOR APSU		37-17	854/23.1	123-307	.401	41-123	.333	27-36	.750	39	97	136	3.7	59-0	56	48	9	38	314	8.5
TOTAL		68-17	1240/18.2	174-424	.410	54-166	.325	47-58	.810	48	147	195	2.9	81-0	67	63	11	48	449	6.6

Single Game Highs

Statistic	Value	
Points	25	at North Florida 12/11/21
Rebounds	9	4 times
Assists	6	at North Florida 12/11/21
Steals	7	at Howard 11/26/21
Blocks	2	vs Southeast Mo. St. 02/10/22, vs Howard 11/26/22
FG Made	10	at North Florida 12/11/21
FG Attempts	17	at North Florida 12/11/21
3FG Made	5	at North Florida 12/11/21
3FG Attempts	8	vs Howard 11/26/22, vs Bucknell 11/22/22
FT Made	6	vs Towson 02/07/21
FT Attempts	6	vs Towson 02/07/21, vs Tennessee St. 02/12/22

SEASON HIGHS

Points	15	WESTERN KENTUCKY (11/30/22)
	15	vs Bucknell (11/22/22)
	10	vs Albany (11/21/22)
	10	at Purdue (11/11/22)
	7	HOWARD (11/26/22)
Field Goals Made	6	WESTERN KENTUCKY (11/30/22)
	6	vs Bucknell (11/22/22)
Field Goal Attempts	16	vs Bucknell (11/22/22)
	15	HOWARD (11/26/22)
FG Pct (min 5 made)	.667 (6-9)	WESTERN KENTUCKY (11/30/22)
	.625 (5-8)	vs Albany (11/21/22)
3-Point Field Goals Made	3	WESTERN KENTUCKY (11/30/22)
	3	vs Bucknell (11/22/22)
3-Point FG Attempts	8	HOWARD (11/26/22)
	8	vs Bucknell (11/22/22)
3-Pt FG Pct (min 2 made)	.750 (3-4)	WESTERN KENTUCKY (11/30/22)
	.500 (2-4)	at Purdue (11/11/22)
Free Throw Attempts	1	HOWARD (11/26/22)
Rebounds	6	HOWARD (11/26/22)
	5	at Purdue (11/11/22)
Assists	4	MILLIGAN (11/14/22)
	3	WESTERN KENTUCKY (11/30/22)
Steals	3	HOWARD (11/26/22)
	2	vs Bucknell (11/22/22)
Blocked Shots	2	HOWARD (11/26/22)
Turnovers	3	at North Carolina State (11/07/22)
Fouls	3	vs Bucknell (11/22/22)
	3	at Purdue (11/11/22)
Minutes	32	HOWARD (11/26/22)
	31	WESTERN KENTUCKY (11/30/22)
	31	vs Albany (11/21/22)

GAME-BY-GAME

Opponent	Date	GS	MIN	Total		3-Pointers		Free throws		Rebounds				PF	A	TO	BLK	STL	PTS	AVG
				FG-FGA	PCT	3FG-3FGA	PCT	FT-FTA	PCT	OFF	DEF	TOT	AVG							
at NC State	11/07/2022	*	11:09	2-4	.500	1-1	1.000	0-0	.000	0	0	0	0.0	1	0	3	0	1	5	5.0
at Purdue	11/11/2022	*	29:56	4-10	.400	2-4	.500	0-0	.000	0	5	5	2.5	3	1	1	0	0	10	7.5
Milligan	11/14/2022	*	12:51	1-4	.250	1-1	1.000	0-0	.000	0	0	0	1.7	2	4	1	0	1	3	6.0
at South Fla.	11/17/2022		10:08	0-5	.000	0-3	.000	0-0	.000	0	2	2	1.8	0	1	0	0	0	0	4.5
vs UAlbany	11/21/2022		31:00	5-8	.625	0-2	.000	0-0	.000	0	2	2	1.8	2	2	1	0	0	10	5.6
vs Bucknell	11/22/2022		22:00	6-16	.375	3-8	.375	0-0	.000	0	3	3	2.0	3	2	0	0	2	15	7.2
Howard	11/26/2022		32:12	3-15	.200	1-8	.125	0-1	.000	2	4	6	2.6	0	2	1	2	3	7	7.1
Western Ky.	11/30/2022		31:20	6-9	.667	3-4	.750	0-0	.000	2	1	3	2.6	1	3	2	0	0	15	8.1
Totals		3	180:36	27-71	.380	11-31	.355	0-1	.000	4	17	21	2.6	12	15	9	2	7	65	8.1

Player Averages

Games Played	Minutes/game	Points/game	FG Pct	3FG Pct	FT Pct	Rebounds/game	Assists/game	Turnovers/game	Assist/Turnover ratio	Steals/game	Blocks/game
8	22.6	8.1	38.0	35.5	0.0	2.6	1.9	1.1	1.7	0.9	0.3

42

JACOB ROBERTS

Sophomore | Guard | 6-4 | 210 | Memphis, Tenn.
White Station High School

**CAREER TOTALS/HIGHS**

				Field Goals		3-Point		F-Throws		Rebounds										Scoring	
SEASON	TEAM	GP-GS	MIN/AVG	FG-FGA	FG%	3FG-3FGA	3FG%	FT-FTA	FT%	OFF	DEF	TOT	AVG	PF	FO	A	TO	BLK	STL	PTS	AVG
2021-22	APSU	3-0	5/1.8	3-4	.750	1-1	1.000	0-0	.000	2	1	3	1.0	0-0	0	2	0	0	0	7	2.3
2022-23	APSU	2-0	1/0.7	0-2	.000	0-0	.000	0-0	.000	0	2	2	1.0	0-0	0	0	0	0	0	0	0.0
TOTAL		5-0	7/1.3	3-6	.500	1-1	1.000	0-0	.000	2	3	5	1.0	0-0	0	2	0	0	0	7	1.4

Single Game Highs

Statistic	Value	
Points	7	at Morehead St. 02/05/22
Rebounds	2	at Morehead St. 02/05/22
FG Made	3	at Morehead St. 02/05/22
FG Attempts	3	at Morehead St. 02/05/22
3FG Made	1	at Morehead St. 02/05/22
3FG Attempts	1	at Morehead St. 02/05/22

SEASON HIGHS

Field Goal Attempts	2	at North Carolina State (11/07/22)
---------------------	---	------------------------------------

Rebounds	1	vs Albany (11/21/22)
----------	---	----------------------

	1	at North Carolina State (11/07/22)
--	---	------------------------------------

Minutes	1	at North Carolina State (11/07/22)
---------	---	------------------------------------

GAME-BY-GAME																					
Opponent	Date	GS	MIN	Total		3-Pointers		Free throws		Rebounds											
				FG-FGA	PCT	3FG-3FGA	PCT	FT-FTA	PCT	OFF	DEF	TOT	AVG	PF	A	TO	BLK	STL	PTS	AVG	
at NC State	11/07/2022		01:20	0-2	.000	0-0	.000	0-0	.000	0	1	1	1.0	0	0	0	0	0	0	0.0	
vs UAlbany	11/21/2022		00:00	0-0	.000	0-0	.000	0-0	.000	0	1	1	1.0	0	0	0	0	0	0	0.0	
Totals		0	01:20	0-2	.000	0-0	.000	0-0	.000	0	2	2	1.0	0	0	0	0	0	0	0.0	

Player Averages

Games Played	Minutes/ game	Points/ game	FG Pct	3FG Pct	FT Pct	Rebounds/ game	Assists/ game	Turnovers/ game	Assist/Turnover ratio	Steals/ game	Blocks/ game
2	0.7	0.0	0.0	0.0	0.0	1.0	0.0	0.0	0.0	0.0	0.0

AUSTIN PEAY'S RECORD WHEN...

Game Site

At Dunn Center.....	1-2 (L2)
On the Road.....	1-2 (W1)
At Neutral Site.....	1-1 (L1)

Against AP Top-25 Opponents

At Dunn Center.....	0-0
On the Road.....	0-0
At Neutral Site.....	0-0

Against USA Today Coaches Top-25 Opponents

At Dunn Center.....	0-0
On the Road.....	0-0
At Neutral Site.....	0-0

Opening Tip-Off

Winning the Tip.....	2-1 (L1)
Losing the Tip.....	1-4 (L2)

Day of the Week (Game Starts)

Sunday.....	0-0
Monday.....	2-1 (W2)
Tuesday.....	0-1 (L1)
Wednesday.....	0-1 (L1)
Thursday.....	1-0 (W1)
Friday.....	0-1 (L1)
Saturday.....	0-1 (L1)

Tip-Off

Before 6 p.m. local time (afternoons).....	1-2 (L2)
At or after 6 p.m. local time (evenings).....	2-3 (L1)

Final Margin

1-3 points.....	1-2 (L2)
4-9 points.....	0-0
10-19 points.....	1-2 (L1)
20-29 points.....	1-0 (W1)
30 or more points.....	0-1 (L1)

When Austin Peay Scores

39 or less.....	0-0
40-49.....	0-1 (L1)
50-59.....	0-2 (L2)
60-69.....	1-1 (L1)
70-79.....	1-1 (L1)
80-89.....	0-0
90-99.....	1-0 (W1)
100 or more.....	0-0

When Austin Peay Allows

39 or less.....	0-0
40-49.....	0-0
50-59.....	1-1 (L1)
60-69.....	1-1 (W1)
70-79.....	1-2 (L2)
80-89.....	0-0
90-99.....	0-1 (L1)
100 or more.....	0-0

Halftime

Leading.....	2-3 (L3)
Trailing.....	1-2 (W1)
Tied.....	0-0

With Five Minutes to Play in Regulation

Leading.....	2-0 (W2)
Trailing.....	1-4 (L2)
Tied.....	0-1 (L1)

With Two Minutes to Play in Regulation

Leading.....	3-1 (L1)
Trailing.....	0-4 (L4)
Tied.....	0-0

Overtime

1 Overtime.....	0-0
-----------------	-----

Field Goal Percentage

Higher than Opponent.....	2-0 (W2)
Lower than Opponent.....	1-5 (L3)
Equal.....	0-0

Austin Peay Field Goal Percentage

29% or less.....	0-1 (L1)
30-39%.....	1-3 (L2)
40-49%.....	1-0 (W1)
50% or more.....	1-1 (L1)

Opponent Field Goal Percentage

29% or less.....	0-0
30-39%.....	0-0
40-49%.....	3-1 (L1)
50% or more.....	0-4 (L4)

Rebounds

More than Opponent.....	2-1 (L1)
Fewer than Opponent.....	1-4 (L2)
Same as Opponent.....	0-0

Offensive Rebounds

More than Opponent.....	1-3 (L3)
Fewer than Opponent.....	1-2 (W1)
Same as Opponent.....	1-0 (W1)

3-Pointers Made

More than Opponent.....	2-4 (L3)
Fewer than Opponent.....	1-1 (W1)
Same as Opponent.....	0-0

Austin Peay 3-Pointers Made

5 or less.....	1-2 (W1)
6-9.....	0-2 (L2)
10-14.....	2-1 (L1)
15 or more.....	0-0

Opponent 3-Pointers Made

5 or less.....	2-3 (L2)
6-9.....	1-1 (L1)
10-14.....	0-1 (L1)
15 or more.....	0-0

Free Throws Made

More than Opponent.....	2-1 (W2)
Fewer than Opponent.....	1-4 (L3)
Same as Opponent.....	0-0

Austin Peay Free Throws Made

5 or less.....	0-0
6-9.....	0-2 (L2)
10-14.....	2-2 (L1)
15 or more.....	1-1 (W1)

Opponent Free Throws Made

5 or less.....	0-0
6-9.....	1-1 (W1)
10-14.....	1-3 (L2)
15 or more.....	1-1 (L1)

Turnovers

More than Opponent.....	1-2 (L1)
Fewer than Opponent.....	2-3 (L2)
Same as Opponent.....	0-0

Austin Peay Turnovers

5 or less.....	0-0
6-9.....	2-2 (L1)
10-14.....	1-1 (L1)
15 or more.....	0-2 (L2)

Opponent Turnovers

5 or less.....	0-0
6-9.....	1-1 (L1)
10-14.....	1-2 (W1)
15 or more.....	1-2 (L2)

Assists

More than Opponent.....	2-1 (L1)
Fewer than Opponent.....	1-4 (L2)
Same as Opponent.....	0-0

Austin Peay Assists

5 or less.....	0-0
6-9.....	0-2 (L2)
10-14.....	1-3 (L3)
15 or more.....	2-0 (W2)

Opponent Assists

5 or less.....	0-0
6-9.....	0-0
10-14.....	3-3 (L2)
15 or more.....	0-2 (L2)

Bench Scoring

More than Opponent.....	2-3 (L3)
Fewer Than Opponent.....	1-2 (W1)
Same as Opponent.....	0-0

Points in the Paint

More than Opponent.....	1-0 (W1)
Fewer Than Opponent.....	1-5 (L3)
Same as Opponent.....	1-0 (W1)

Second Chance Points

More than Opponent.....	2-3 (L2)
Fewer Than Opponent.....	1-2 (L1)
Same as Opponent.....	0-0

Individual Scoring

0 players in double figures.....	0-0
1 player in double figures.....	0-2 (L2)
2 players in double figures.....	0-0
3 players in double figures.....	1-1 (W1)
4 players in double figures.....	1-1 (L1)
5 or more players in double figures.....	1-1 (L1)

Televised On

ACC Network Extra.....	0-1 (L1)
Big Ten Network.....	0-1 (L1)
ESPN+.....	2-2 (L2)
FloHoops.....	1-1 (L1)

Governors Sports Network Crew

Rives, Schmidt.....	2-4 (L3)
Gresham.....	0-1 (L1)
Schmidt, Gresham.....	1-0 (W1)

Attendance

499 or less.....	1-0 (W1)
500-999.....	0-0
1,000-1,499.....	0-2 (L2)
1,500-1,999.....	2-1 (L1)
2,000-4,999.....	0-0
5,000-9,999.....	0-0
10,000 or more.....	0-2 (L2)

Uniforms

Black.....	1-2 (L1)
Red.....	1-1 (W1)
White.....	1-2 (L2)

Month

November.....	3-5 (L3)
December.....	0-0
January.....	0-0
February.....	0-0

Conferences

ACC.....	0-1 (L1)
Big 10.....	0-1 (L1)
Appalachian Athletic Conference (NAIA).....	1-0 (W1)
The American.....	1-0 (W1)
America East.....	1-0 (W1)
Patriot League.....	0-1 (L1)
MEAC.....	0-1 (L1)
Conference USA.....	0-1 (L1)

Starting Lineups

Fauntleroy, Durugordon, Copeland, Robinson, Hutchins-Everett.....	0-1 (L1)
Paez, Durugordon, Copeland, Robinson, Hutchins-Everett.....	0-1 (L1)
Perkins, Durugordon, Copeland, Robinson, Hutchins-Everett.....	1-0 (W1)
Paez, Perkins, Stone-Carrawell, Robinson, Hutchins-Everett.....	1-0 (W1)
Paez, Perkins, Stone-Carrawell, Ware, Hutchins-Everett.....	1-1 (L1)
Paez, Durugordon, Stone-Carrawell, Ware, Hutchins-Everett.....	0-1 (L1)
Paez, Durugordon, Perkins, Ware, Hutchins-Everett.....	0-1 (L1)

STARTING LINEUP BY GAME

<u>Opponent</u>	<u>Guard</u>	<u>Guard</u>	<u>Forward</u>	<u>Forward</u>	<u>Center</u>
at North Carolina State	Fauntleroy	Durugordon	Copeland	Robinson	Hutchins-Everett
at Purdue	Paez	Durugordon	Copeland	Robinson	Hutchins-Everett
Milligan	Perkins	Durugordon	Copeland	Robinson	Hutchins-Everett
at South Florida	Paez	Perkins	Stone-Carrawell	Robinson	Hutchins-Everett
vs. Albany	Paez	Perkins	Stone-Carrawell	Ware	Hutchins-Everett
vs. Bucknell	Paez	Perkins	Stone-Carrawell	Ware	Hutchins-Everett
Howard	Paez	Durugordon	Stone-Carrawell	Ware	Hutchins-Everett
Western Kentucky	Paez	Durugordon	Perkins	Ware	Hutchins-Everett
Tennessee State					
Kentucky Christian					
Lindsey Wilson					
at Murray State					
at Tennessee					
at Queens					
at North Florida					
Florida Gulf Coast					
Central Arkansas					
Lipscomb					
at Lipscomb					
Bellarmino					
Eastern Kentucky					
at Kennesaw State					
at Jacksonville State					
Liberty					
Queens					
at North Alabama					
at Central Arkansas					
Jacksonville					
North Florida					
at Stetson					
at Florida Gulf Coast					

Official Basketball Box Score -- Game Totals -- Final Statistics
Austin Peay vs Albany
11/21/22 12:00 PM ET at Daytona Beach, Fla. (Ocean Center)**Austin Peay 74 • 3-2**

#	Player	FG-FA	FG-FGA	FT-FTA	Rebounds			PF	TP	A	TO	Blk	Stl	Min
					Off	Def	Tot							
01	PAEZ, Carlos	* 3-6	1-3	4-4	0	1	1	4	11	2	1	0	0	22
02	PERKINS, Elijah	* 0-1	0-0	1-1	0	1	1	3	1	1	2	0	0	11
03	STONE-CARRAWELL	* 5-10	1-3	6-9	1	1	2	1	17	3	1	1	0	34
04	HUTCHINS-EVERETT, El	* 7-13	0-2	9-9	2	7	9	2	23	2	1	1	2	31
24	WARE, Jalen	* 4-6	1-2	1-2	0	6	6	3	10	0	1	1	0	31
00	DURUGORDON, Sean	0-3	0-1	2-2	0	2	2	1	2	0	0	0	0	14
05	CALDERON, Drew	0-1	0-0	0-0	0	0	0	0	0	0	0	0	0	8
10	FAUNTLEROY, Guy	0-1	0-0	0-0	1	1	2	2	0	1	0	0	0	18
20	BATES, Cody	0-0	0-0	0-0	0	0	0	0	0	0	0	0	0	0+
23	OKWOROGWO, Kelechi	0-0	0-0	0-0	0	0	0	0	0	0	0	0	0	0+
41	COPELAND, Cameron	5-8	0-2	0-0	0	2	2	2	10	2	1	0	0	31
42	ROBERTS, Jacob	0-0	0-0	0-0	0	1	1	0	0	0	0	0	0	0+
Team					3	1	4							1
Totals		24-49	3-13	23-27	7	23	30	18	74	11	8	3	2	200

FG % 1st Half: 12-25 48.0%
3FG % 1st Half: 1-6 16.7%
FT % 1st Half: 5-8 62.5%

2nd half: 12-24 50.0%
2nd half: 2-7 28.6%
2nd half: 18-19 94.7%

Game: 24-49 49.0%
Game: 3-13 23.1%
Game: 23-27 85.2%

Deadball
Rebounds

Albany 59 • 2-4

#	Player	Total		3-Ptr		Rebounds			PF	TP	A	TO	Blk	Stl	Min
		FG	FGA	FT	FTA	Off	Def	Tot							
01	Drumgoole Jr., Gerald	* 4-8	1-3	4-5	0	2	2	2	13	2	1	0	0	0	32
02	Davis, Da'Kuan	* 4-13	2-7	3-4	1	4	5	3	13	3	3	0	0	0	34
03	Hutcherson, Trey	* 0-1	0-1	1-1	1	2	3	1	1	1	1	0	0	1	22
10	Reddish, Aaron	* 2-4	1-3	0-0	0	1	1	4	5	1	3	0	0	0	16
15	Beagle, Jonathan	* 4-8	0-2	2-4	1	3	4	2	10	1	1	0	1	0	29
00	Little, Ny'Mire	0-2	0-2	0-0	0	0	0	0	1	0	1	0	0	0	11
04	Edmead, Malik	1-4	0-1	2-2	1	1	2	1	4	1	3	0	1	1	12
11	Ketner, Tairi	4-5	0-0	1-3	0	1	1	5	9	0	0	0	0	0	10
13	Patel, Sarju	1-3	1-3	0-0	1	5	6	2	3	0	1	0	0	0	18
14	Kellogg, Japannah	0-0	0-0	0-0	1	0	1	1	0	1	0	1	0	0	7
44	Jackson, Marcus	0-0	0-0	1-2	2	1	3	2	1	1	1	0	0	0	11
Team						1	2	3							2
Totals		20-48	5-22	14-21		9	22	31	24	59	12	15	1	3	202

FG % 1st Half: 10-25 40.0% 2nd half: 10-23 43.5% Game: 20-48 41.7%
3FG % 1st Half: 1-11 36.4% 2nd half: 1-11 9.1% Game: 5-22 22.7%
FT % 1st Half: 8-14 57.1% 2nd half: 6-7 85.7% Game: 14-21 66.7%

Officials: Tony Meeks, Matt Plumb, Kevin Rader
Technical fouls: Austin Peay-FAUNTLEROY, Guy. Albany-Davis, Da'Kuan;
Jackson, Marcus.
Attendance: 1612
Greenlight Sunshine Slam Ocean Bracket semifinals

Score by periods	1st	2nd	Total
Austin Peay	30	44	74
Albany	32	27	59

Official Basketball Box Score -- Game Totals -- Final Statistics
Austin Peay vs Bucknell
11/22/22 12:00 PM ET at Daytona Beach, Fla. (Ocean Center)**Austin Peay 65 • 3-3**

#	Player	Total		3-Ptr		Rebounds			PF	TP	A	TO	Blk	Stl	Min
		FG	FGA	FT	FTA	Off	Def	Tot							
01	PAEZ, Carlos	* 2-5	2-3	6-7	0	0	0	3	12	3	5	0	0	0	33
02	PERKINS, Elijah	* 0-3	0-0	0-0	2	1	3	3	0	2	1	0	0	0	17
03	STONE-CARRAWELL	* 4-8	1-5	2-3	1	1	2	3	11	2	2	0	2	0	30
04	HUTCHINS-EVERETT, El	* 2-12	0-3	0-0	3	1	4	2	4	1	1	3	0	0	33
24	WARE, Jalen	* 5-7	2-3	0-1	4	3	7	2	12	0	0	0	2	0	37
00	DURUGORDON, Sean	3-12	1-5	4-6	5	5	10	2	11	0	1	0	1	0	21
10	FAUNTLEROY, Guy	0-2	0-1	0-0	0	0	0	2	0	0	0	0	0	0	6
41	COPELAND, Cameron	6-16	3-8	0-0	0	3	3	3	15	2	0	0	2	2	22
Team						3	0	3							2
Totals		22-65	9-28	12-17		18	14	32	20	65	10	12	3	7	199

FG % 1st Half: 13-31 41.9% 2nd half: 9-34 26.5% Game: 22-65 33.8%
3FG % 1st Half: 7-14 50.0% 2nd half: 2-14 14.3% Game: 9-28 32.1%
FT % 1st Half: 0-0 0.0% 2nd half: 12-17 70.6% Game: 12-17 70.6%

Bucknell 79 • 4-2

#	Player	Total		3-Ptr		Rebounds			PF	TP	A	TO	Blk	Stl	Min
		FG	FGA	FT	FTA	Off	Def	Tot							
01	Motta, Ian	* 2-2	2-2	0-0	1	4	5	3	6	2	1	0	1	1	26
05	Edmonds IV, Elvin	* 0-2	0-0	4-4	0	0	0	3	4	2	4	0	1	1	26
21	Rice, Xander	* 7-9	3-4	3-4	0	5	5	2	20	3	4	0	1	1	34
23	Screen, Andre	* 3-4	0-1	0-0	2	1	3	5	6	3	4	2	0	0	13
40	Timmerman, Alex	* 9-15	0-1	5-7	2	5	7	1	23	3	3	1	0	0	33
03	Williamson, Noah	0-0	0-0	0-0	0	1	1	0	0	0	0	0	0	0	3
11	Adoh, Josh	2-4	1-3	1-2	1	1	2	1	6	1	1	0	2	1	16
13	Bascoe, Josh	2-3	0-1	0-0	1	4	5	1	4	0	1	0	0	0	16
22	Bijek, Ruot	2-4	1-2	1-1	0	1	1	2	6	2	0	1	0	0	19
32	van der Heijden, Jake	0-4	0-3	4-4	3	2	5	0	4	0	1	0	1	1	14
Team						1	3	4							0
Totals		27-47	7-17	18-22		11	27	38	18	79	16	19	4	6	200

FG % 1st Half: 9-21 42.9% 2nd half: 18-26 69.2% Game: 27-47 57.4%
3FG % 1st Half: 2-9 22.2% 2nd half: 5-8 62.5% Game: 7-17 41.2%
FT % 1st Half: 9-10 90.0% 2nd half: 9-12 75.0% Game: 18-22 81.8%

Officials: Josh White, Matt Palumb, Jourdan Love
Technical fouls: Austin Peay-None. Bucknell-Motta, Ian.
Attendance: 1417
Greenlight Sunshine Slam Ocean Bracket championship game

Score by periods	1st	2nd	Total
Austin Peay	33	32	65
Bucknell	29	50	79

**Official Basketball Box Score -- Final**
Howard at Austin Peay
11/26/22 Winfield Dunn Center, Clarksville
2022-23 Men's Basketball

Game Time: 2:30 PM
Game Duration: 1:58
Attendance: 1,029

Officials: Evan Berg, Matt Jarman, Michael Kohn

Howard - 56		Record: 4-5																			
NO.	Name	Min	FG	3P	FT	Rebounds	Fouls	TP	AS	TO	ST	Blocks	+/-	Shooting By Period							
			M-A	M-A	M-A	Off	DR	TF				BS		1st	FG%						
2	Steve Settle	38:12	4-8	0-2	9-11	0	10	10	2	6	17	1	7	0	0	1	2	3PT%	2-7	28.6%	
12	Kobe Dickson	33:32	2-6	0-1	0-0	0	3	3	3	0	4	3	5	0	2	-3	0	0	0	40%	
24	Jordan Wood	F 29:05	6-12	4-7	0-0	0	11	11	1	1	16	2	1	0	3	0	4	2nd FG%	10-21	47.6%	
5	Jelani Williams	G 37:33	6-9	0-1	2-4	1	7	8	3	2	14	5	3	2	0	-2	0	2	3PT%	3-6	50.0%
34	Bryce Harris	G 15:21	0-2	0-0	0-0	0	0	0	1	0	0	0	2	0	0	0	-11	FT%	9-10	90%	
11	Ose Okojie	F 17:43	1-1	0-0	0-0	2	1	3	3	0	2	0	0	0	0	0	10	GM FG%	20-43	46.5%	
15	Reece Brown	03:30	0-1	0-0	0-0	0	0	0	0	0	0	0	0	0	0	0	-1	3PT%	5-13	38.5%	
4	Miles Stewart	06:02	0-0	0-0	0-0	0	1	1	0	0	0	0	0	0	0	0	-4	FT%	11-15	73.3%	
13	Thomas Weaver	10:06	1-4	1-2	0-0	0	1	1	1	0	3	0	0	1	0	0	5	Dead Ball Rebounds:		1	0
11	Khalil Robinson	08:56	0-0	0-0	0-0	0	0	0	0	0	0	0	0	0	0	0	-3				
Team							2	3					1								
Totals			20-43	5-13	11-15		4	36	40	14	9	56	11	19	3	3	1				
																		Technical Fouls: NONE			

Austin Peay - 55			Record: 3-4																	
NO.	Name	Min	FG	M-A	3P	FT	Rebounds		Fouls		TP	AS	TO	ST	Blocks		+/-	Shooting By Period		
							OR	DR	FF	FD					BS	BA			1st	2nd
0	Sean Durugordon	F 33:31	6-16	4-9	5-5	3	5	8	1	3	21	3	1	1	1	1	7	1st FG% 12-39 30.8%		
24	Jalen Ware	F 27:37	3-7	0-0	0-0	2	3	5	2	1	6	0	0	1	0	0	-12	1st FG% 51-77 29.4%		
4	Elijah Hutchins-Everett	C 37:18	4-11	0-1	0-3	2	6	8	0	5	9	1	3	1	0	0	-1	2nd FG% 0-0 0%		
1	Carlos Paez	G 30:41	2-5	1-4	1-2	0	1	1	1	3	2	6	5	1	2	0	0	3rd FG% 8-27 29.6%		
3	Caleb Stone-Carrawell	G 25:57	2-7	2-5	0-0	0	1	1	1	0	6	2	2	0	0	0	-5	3rd FG% 3-13 23.1%		
10	Guy Fauntleroy	09:19	0-4	0-3	0-0	0	1	1	2	1	0	1	0	0	0	0	-1	4th FG% 7-11 63.6%		
41	Cameron Copeland	32:12	3-15	1-8	0-1	2	4	6	0	2	7	2	1	3	2	1	3	GM FG% 20-66 30.3%		
2	Elijah Perkins	03:25	0-1	0-0	0-0	1	0	1	0	0	0	0	0	0	0	1	4	3rd FG% 3-10 30.0%		
Team																		FT% 71.1 63.6%		
																		Dead Ball Rebounds: 1,0		
Totals			20-66 8-30 7-11 13 22 35 9 14 55 14 8 8 3 3 -11															Technical Fouls: NONE		

AUSTIN PEAY MEN'S BASKETBALL
Austin Peay Team Game-by-Game Comparison (as of Dec 03, 2022)
All games

Opponent	1st	2nd	Score	Mar	Total FG	FG Pct	3-Pointers	3FG Pct	Free Throws	FT Pct	Rebounds	Assist	T/Over	Block	Steal	Fouls
North Carolina State	21/49	29/50	50-99	(49)	16-52/40-65	.308/.615	1-8/11-28	.125/.393	17-20/8-10	.850/.800	25/38 (13)	8/20	20/14	1/6	6/10	14/20
Purdue	16/31	28/32	44-63	(19)	15-53/24-48	.283/.500	4-24/2-19	.167/.105	10-11/13-17	.909/.765	22/42 (20)	6/13	7/14	1/2	4/2	17/17
MILLIGAN	50/34	48/40	98-74	+24	38-71/25-58	.535/.431	11-27/9-27	.407/.333	11-27/15-22	.407/.682	43/37 +6	23/11	8/24	2/0	19/3	17/23
South Florida	32/30	30/30	62-60	+2	20-52/24-58	.385/.414	12-29/5-17	.414/.294	10-16/7-10	.625/.700	36/34 +2	15/12	13/12	4/2	4/7	15/14
Albany	30/32	44/27	74-59	+15	24-49/20-48	.490/.417	3-13/5-22	.231/.227	23-27/14-21	.852/.667	30/31 (1)	11/12	8/15	3/1	2/3	18/24
Bucknell	33/29	32/50	65-79	(14)	22-65/27-47	.338/.574	9-28/7-17	.321/.412	12-17/18-22	.706/.818	32/38 (6)	10/16	12/19	3/4	7/6	20/18
HOWARD	29/24	26/32	55-56	(1)	20-66/20-43	.303/.465	8-30/5-13	.267/.385	7-11/11-15	.636/.733	35/40 (5)	14/11	8/19	3/3	8/3	9/14
WESTERN KENTUCKY	33/32	41/43	74-75	(1)	29-58/29-54	.500/.537	10-21/4-12	.476/.333	6-8/13-17	.750/.765	33/25 +8	13/14	16/9	2/7	3/11	16/12

Austin Peay Combined Team Statistics (as of Dec 03, 2022)

All games

RECORD:	OVERALL	HOME	AWAY	NEUTRAL
ALL GAMES	3-5	1-2	1-2	1-1
CONFERENCE	0-0	0-0	0-0	0-0
NON-CONFERENCE	3-5	1-2	1-2	1-1

#	Player	gp-gs	min	avg	Total		3-Point		F-Throw		Rebounds				pf	dq	a	to	blk	stl	pts	avg
					fg-fga	fg%	3fg-fga	3fg%	ft-fa	ft%	off	def	tot	avg								
00	DURUGORDON, Sean	8-5	191	23.9	26-74	.351	10-36	.278	12-15	.800	15	24	39	4.9	10	0	10	6	1	5	74	9.3
01	PAEZ, Carlos	8-6	209	26.1	18-44	.409	12-29	.414	21-23	.913	1	9	10	1.3	26	0	24	14	0	6	69	8.6
02	PERKINS, Elijah	8-5	100	12.5	3-18	.167	2-7	.286	3-7	.429	4	4	8	1.0	16	0	8	8	1	6	11	1.4
03	STONE-CARRAWELL	7-4	187	26.7	25-53	.472	8-25	.320	12-16	.750	6	7	13	1.9	11	0	16	8	1	9	70	10.0
04	HUTCHINS-EVERETT,	8-8	245	30.6	38-89	.427	6-21	.286	20-25	.800	16	36	52	6.5	18	0	8	16	6	4	102	12.8
05	CALDERON, Drew	5-0	56	11.2	2-12	.167	1-5	.200	0-0	.000	1	3	4	0.8	1	0	1	2	0	0	5	1.0
10	FAUNTLEROY, Guy	8-1	110	13.8	4-24	.167	2-11	.182	1-1	1.000	1	7	8	1.0	12	0	10	8	0	3	11	1.4
12	ROBINSON, Shon	4-4	121	30.3	22-39	.564	2-5	.400	15-23	.652	5	16	21	5.3	4	0	6	9	1	9	61	15.3
14	MOORE, Nathan	2-0	15	7.5	0-3	.000	0-1	.000	2-2	1.000	1	1	2	1.0	2	0	0	2	1	0	2	1.0
20	BATES, Codey	2-0	2	1.0	0-1	.000	0-1	.000	0-0	.000	1	1	2	1.0	0	0	0	0	0	0	0	0.0
23	OKWOROGWO, Kelec	4-0	23	5.8	5-8	.625	1-2	.500	2-6	.333	2	5	7	1.8	3	0	0	0	1	1	13	3.3
24	WARE, Jalen	7-4	159	22.7	14-28	.500	3-6	.500	8-18	.444	13	23	36	5.1	11	0	2	1	5	3	39	5.6
41	COPELAND, Cameron	8-3	180	22.5	27-71	.380	11-31	.355	0-1	.000	4	17	21	2.6	12	0	15	9	2	7	65	8.1
42	ROBERTS, Jacob	2-0	1	0.5	0-2	.000	0-0	.000	0-0	.000	0	2	2	1.0	0	0	0	0	0	0	0	0.0
Team											19	12	31					9				
Total.....		8	1599		184-466	.395	58-180	.322	96-137	.701	89	167	256	32.0	126	0	100	92	19	53	522	65.2
Opponents.....		8	1602		209-421	.496	48-155	.310	99-134	.739	71	214	285	35.6	142	-	109	126	25	45	565	70.6

TEAM STATISTICS	APSU	OPP
SCORING	522	565
Points per game	65.2	70.6
Scoring margin	-5.4	-
FIELD GOALS-ATT	184-466	209-421
Field goal pct	.395	.496
3 POINT FG-ATT	58-180	48-155
3-point FG pct	.322	.310
3-pt FG made per game	7.3	6.0
FREE THROWS-ATT	96-137	99-134
Free throw pct	.701	.739
F-Throws made per game	12.0	12.4
REBOUNDS	256	285
Rebounds per game	32.0	35.6
Rebounding margin	-3.6	-
ASSISTS	100	109
Assists per game	12.5	13.6
TURNOVERS	92	126
Turnovers per game	11.5	15.8
Turnover margin	+4.3	-
Assist/turnover ratio	1.1	0.9
STEALS	53	45
Steals per game	6.6	5.6
BLOCKS	19	25
Blocks per game	2.4	3.1
ATTENDANCE	4099	30924
Home games-Avg/Game	3-1366	3-9298
Neutral site-Avg/Game	-	2-1514

Date	Opponent		Score	Att.
11/07/22	at North Carolina State	L	50-99	11109
11/11/22	at Purdue	L	44-63	14876
11/14/22	MILLIGAN	W	98-74	1237
11/17/22	at South Florida	W	62-60	1910
11/21/22	vs Albany	W	74-59	1612
11/22/22	vs Bucknell	L	65-79	1417
11/26/22	HOWARD	L	55-56	1029
11/30/22	WESTERN KENTUCKY	L	74-75	1833

* - Conference game

Score by Periods	1st	2nd	Totals
Austin Peay	244	278	522
Opponents	261	304	565



2022-23 Austin Peay Men's Basketball
Combined Team Statistics
In Conference games

Page 1/1
as of Nov 14, 2022

Game Records

Record	Overall	Home	Away	Neutral
ALL GAMES	0-0	0-0	0-0	0-0
CONFERENCE	0-0	0-0	0-0	0-0
NON-CONFERENCE	0-0	0-0	0-0	0-0

Score by Periods

Team	1st	2nd	OT	TOT
Austin Peay	0	0	0	0
Opponents	0	0	0	0

Team Box Score

No.	Player				Total		3-Point		F-Throw		Rebounds											
		GP-GS	MIN	AVG	FG-FGA	FG%	3FG-3FGA	3FG%	FT-FTA	FT%	OFF	DEF	TOT	AVG	PF	DQ	A	TO	BLK	STL	PTS	AVG
Team																						
Total		0	0		0-0	.000	0-0	.000	0-0	.000	0	0	0	0.0	0	0	0	0	0	0	0	0.0
Opponents		0	0		0-0	.000	0-0	.000	0-0	.000	0	0	0	0.0	0	0	0	0	0	0	0.0	

Team Statistics

	APSU	OPP
Scoring	0	0
Points per game	0.0	0.0
Scoring margin	0.0	-
Field goals-att	0-0	0-0
Field goal pct	.000	.000
3 point fg-att	0-0	0-0
3-point FG pct	.000	.000
3-pt FG made per game	0.0	0.0
Free throws-att	0-0	0-0
Free throw pct	.000	.000
F-Throws made per game	0.0	0.0
Rebounds	0	0
Rebounds per game	0.0	0.0
Rebounding margin	0.0	-
Assists	0	0
Assists per game	0.0	0.0
Turnovers	0	0
Turnovers per game	0.0	0.0
Turnover margin	0.0	-
Assist/turnover ratio	0.0	0.0
Steals	0	0
Steals per game	0.0	0.0
Blocks	0	0
Blocks per game	0.0	0.0
Winning streak	0	-
Home win streak	0	-
Attendance	0	0
Home games-Avg/Game	0-0	0-0
Neutral site-Avg/Game	-	0-0

Team Results

Date	Opponent	Score	Att.
------	----------	-------	------

Austin Peay Team Game-by-Game (as of Dec 03, 2022)

All games

TEAM STATISTICS

Opponent	Date	Score		Total		3-Pointers		Free throws		Rebounds				pf	a	t/o	blk	stl	pts	a
				fg-fga	pct	3fg-fga	pct	ft-fta	pct	off	def	tot	avg							
at North Carolina State	11/07/22	50-99	L	16-52	.308	1-8	.125	17-20	.850	8	17	25	25.0	14	8	20	1	6	50	50
at Purdue	11/11/22	44-63	L	15-53	.283	4-24	.167	10-11	.909	8	14	22	23.5	17	6	7	1	4	44	47
MILLIGAN	11/14/22	98-74	W	38-71	.535	11-27	.407	11-27	.407	14	29	43	30.0	17	23	8	2	19	98	64
at South Florida	11/17/22	62-60	W	20-52	.385	12-29	.414	10-16	.625	10	26	36	31.5	15	15	13	4	4	62	63
vs Albany	11/21/22	74-59	W	24-49	.490	3-13	.231	23-27	.852	7	23	30	31.2	18	11	8	3	2	74	65
vs Bucknell	11/22/22	65-79	L	22-65	.338	9-28	.321	12-17	.706	18	14	32	31.3	20	10	12	3	7	65	65
HOWARD	11/26/22	55-56	L	20-66	.303	8-30	.267	7-11	.636	13	22	35	31.9	9	14	8	3	8	55	64
WESTERN KENTUCKY	11/30/22	74-75	L	29-58	.500	10-21	.476	6-8	.750	11	22	33	32.0	16	13	16	2	3	74	65
Austin Peay		522		184-466	.395	58-180	.322	96-137	.701	89	167	256	32.0	126	100	92	19	53	522	65
Opponents		565		209-421	.496	48-155	.310	99-134	.739	71	214	285	35.6	142	109	126	25	45	565	70

Games played: 8
Points/game: 65.2
FG Pct: 39.5
3FG Pct: 32.2
FT Pct: 70.1

Rebounds/game: 32.0
Assists/game: 12.5
Turnovers/game: 11.5
Assist/turnover ratio: 1.1
Steals/game: 6.6
Blocks/game: 2.4

Austin Peay Individual Double-Doubles (as of Nov 29, 2022)

All games

DURUGORDON, Sean 11 pts, 10 reb; vs Bucknell, 11/22/22

Austin Peay Opponent Game-by-Game (as of Dec 03, 2022)

All games

OPPONENT STATISTICS

Opponent	Date	Score		Total		3-Pointers		Free throws		Rebounds				pf	a	t/o	blk	stl	pts	a
				fg-fga	pct	3fg-fga	pct	ft-fa	pct	off	def	tot	avg							
at North Carolina State	11/07/22	50-99	L	40-65	.615	11-28	.393	8-10	.800	9	29	38	38.0	20	20	14	6	10	99	99
at Purdue	11/11/22	44-63	L	24-48	.500	2-19	.105	13-17	.765	12	30	42	40.0	17	13	14	2	2	63	81
MILLIGAN	11/14/22	98-74	W	25-58	.431	9-27	.333	15-22	.682	10	27	37	39.0	23	11	24	0	3	74	78
at South Florida	11/17/22	62-60	W	24-58	.414	5-17	.294	7-10	.700	10	24	34	37.8	14	12	12	2	7	60	74
vs Albany	11/21/22	74-59	W	20-48	.417	5-22	.227	14-21	.667	9	22	31	36.4	24	12	15	1	3	59	71
vs Bucknell	11/22/22	65-79	L	27-47	.574	7-17	.412	18-22	.818	11	27	38	36.7	18	16	19	4	6	79	72
HOWARD	11/26/22	55-56	L	20-43	.465	5-13	.385	11-15	.733	4	36	40	37.1	14	11	19	3	3	56	70
WESTERN KENTUCKY	11/30/22	74-75	L	29-54	.537	4-12	.333	13-17	.765	6	19	25	35.6	12	14	9	7	11	75	70
Opponents		565		209-421	.496	48-155	.310	99-134	.739	71	214	285	35.6	142	109	126	25	45	565	700
Austin Peay		522		184-466	.395	58-180	.322	96-137	.701	89	167	256	32.0	126	100	92	19	53	522	650

Games played: 8
Points/game: 70.6
FG Pct: 49.6
3FG Pct: 31.0
FT Pct: 73.9

Rebounds/game: 35.6
Assists/game: 13.6
Turnovers/game: 15.8
Assist/turnover ratio: 0.9
Steals/game: 5.6
Blocks/game: 3.1

Austin Peay Category Leaders (as of Dec 03, 2022)

All games

Points	G	Pts	Pts/G
HUTCHINS-EVERETT, El	8	102	12.8
DURUGORDON, Sean	8	74	9.3
STONE-CARRAWELL	7	70	10.0
PAEZ, Carlos	8	69	8.6
COPELAND, Cameron	8	65	8.1
ROBINSON, Shon	4	61	15.3
WARE, Jalen	7	39	5.6
OKWOROOWO, Kelechi	4	13	3.3
FAUNTLEROY, Guy	8	11	1.4
PERKINS, Elijah	8	11	1.4
CALDERON, Drew	5	5	1.0
MOORE, Nathan	2	2	1.0

FG Percentage	FG	Att	Pct
OKWOROOWO, Kelechi	5	8	.625
ROBINSON, Shon	22	39	.564
WARE, Jalen	14	28	.500
STONE-CARRAWELL	25	53	.472
HUTCHINS-EVERETT, El	38	89	.427
PAEZ, Carlos	18	44	.409
COPELAND, Cameron	27	71	.380
DURUGORDON, Sean	26	74	.351
CALDERON, Drew	2	12	.167
PERKINS, Elijah	3	18	.167
FAUNTLEROY, Guy	4	24	.167
MOORE, Nathan	0	3	.000
ROBERTS, Jacob	0	2	.000
BATES, Codey	0	1	.000

3-Point Percentage	3FG	Att	Pct
OKWOROOWO, Kelechi	1	2	.500
WARE, Jalen	3	6	.500
PAEZ, Carlos	12	29	.414
ROBINSON, Shon	2	5	.400
COPELAND, Cameron	11	31	.355
STONE-CARRAWELL	8	25	.320
PERKINS, Elijah	2	7	.286
HUTCHINS-EVERETT, El	6	21	.286
DURUGORDON, Sean	10	36	.278
CALDERON, Drew	1	5	.200
FAUNTLEROY, Guy	2	11	.182
MOORE, Nathan	0	1	.000
BATES, Codey	0	1	.000

Free Throw Percent	FG	Att	Pct
FAUNTLEROY, Guy	1	1	1.000
MOORE, Nathan	2	2	1.000
PAEZ, Carlos	21	23	.913
DURUGORDON, Sean	12	15	.800
HUTCHINS-EVERETT, El	20	25	.800

Scoring Average	G	Pts	Avg/G
ROBINSON, Shon	4	61	15.3
HUTCHINS-EVERETT, El	8	102	12.8
STONE-CARRAWELL	7	70	10.0
DURUGORDON, Sean	8	74	9.3
PAEZ, Carlos	8	69	8.6
COPELAND, Cameron	8	65	8.1
WARE, Jalen	7	39	5.6
OKWOROOWO, Kelechi	4	13	3.3
FAUNTLEROY, Guy	8	11	1.4
PERKINS, Elijah	8	11	1.4
CALDERON, Drew	5	5	1.0
MOORE, Nathan	2	2	1.0

Field Goal Attempts	G	Att	Att/G
HUTCHINS-EVERETT, El	8	89	11.1
DURUGORDON, Sean	8	74	9.3
COPELAND, Cameron	8	71	8.9
STONE-CARRAWELL	7	53	7.6
PAEZ, Carlos	8	44	5.5

Field Goals Made	G	Made	Made/G
HUTCHINS-EVERETT, El	8	38	4.8
COPELAND, Cameron	8	27	3.4
DURUGORDON, Sean	8	26	3.3
STONE-CARRAWELL	7	25	3.6
ROBINSON, Shon	4	22	5.5

3-Point FG Attempts	G	Att	Att/G
DURUGORDON, Sean	8	36	4.5
COPELAND, Cameron	8	31	3.9
PAEZ, Carlos	8	29	3.6
STONE-CARRAWELL	7	25	3.6
HUTCHINS-EVERETT, El	8	21	2.6

3-Point FG Made	G	Made	Made/G
PAEZ, Carlos	8	12	1.5
COPELAND, Cameron	8	11	1.4
DURUGORDON, Sean	8	10	1.3
STONE-CARRAWELL	7	8	1.1
HUTCHINS-EVERETT, El	8	6	0.8

Free Throw Attempts	G	Att	Att/G
HUTCHINS-EVERETT, El	8	25	3.1
ROBINSON, Shon	4	23	5.8
PAEZ, Carlos	8	23	2.9
WARE, Jalen	7	18	2.6
STONE-CARRAWELL	7	16	2.3

Austin Peay Category Leaders (as of Dec 03, 2022)

All games

Rebounds	G	Reb	Reb/G
HUTCHINS-EVERETT, El	8	52	6.5
DURUGORDON, Sean	8	39	4.9
WARE, Jalen	7	36	5.1
ROBINSON, Shon	4	21	5.3
COPELAND, Cameron	8	21	2.6

Rebound Average	G	Reb	Avg/G
HUTCHINS-EVERETT, El	8	52	6.5
ROBINSON, Shon	4	21	5.3
WARE, Jalen	7	36	5.1
DURUGORDON, Sean	8	39	4.9
COPELAND, Cameron	8	21	2.6

Offensive Rebounds	G	No.	Avg/G
HUTCHINS-EVERETT, El	8	16	2.0
DURUGORDON, Sean	8	15	1.9
WARE, Jalen	7	13	1.9
STONE-CARRAWELL	7	6	0.9
ROBINSON, Shon	4	5	1.3

Defensive Rebounds	G	No.	Avg/G
HUTCHINS-EVERETT, El	8	36	4.5
DURUGORDON, Sean	8	24	3.0
WARE, Jalen	7	23	3.3
COPELAND, Cameron	8	17	2.1
ROBINSON, Shon	4	16	4.0

Fouls	G	No.	Per/G
PAEZ, Carlos	8	26	3.3
HUTCHINS-EVERETT, El	8	18	2.3
PERKINS, Elijah	8	16	2.0

Assists	G	No.	Ast/G
PAEZ, Carlos	8	24	3.0
STONE-CARRAWELL	7	16	2.3
COPELAND, Cameron	8	15	1.9
DURUGORDON, Sean	8	10	1.3
FAUNTLEROY, Guy	8	10	1.3

Steals	G	No.	Stl/G
ROBINSON, Shon	4	9	2.3
STONE-CARRAWELL	7	9	1.3
COPELAND, Cameron	8	7	0.9
PERKINS, Elijah	8	6	0.8
PAEZ, Carlos	8	6	0.8

Blocked Shots	G	No.	Blk/G
HUTCHINS-EVERETT, El	8	6	0.8
WARE, Jalen	7	5	0.7
COPELAND, Cameron	8	2	0.3
PERKINS, Elijah	8	1	0.1
OKWORO GWO, Kelechi	4	1	0.3
STONE-CARRAWELL	7	1	0.1
ROBINSON, Shon	4	1	0.3
MOORE, Nathan	2	1	0.5
DURUGORDON, Sean	8	1	0.1

Minutes	G	No.	Min/G
HUTCHINS-EVERETT, El	8	245	30.6
PAEZ, Carlos	8	209	26.1
DURUGORDON, Sean	8	191	23.9
STONE-CARRAWELL	7	187	26.7
COPELAND, Cameron	8	180	22.5

Turnovers	G	No.	TO/G
HUTCHINS-EVERETT, El	8	16	2.0
PAEZ, Carlos	8	14	1.8
COPELAND, Cameron	8	9	1.1

Austin Peay Points-Rebounds-Assists (as of Dec 03, 2022)
All games

Opponent	Date	Score		00 DURUGORDO	01 PAEZ,CARLO	02 PERKINS,EL	03 STONE-CARR	04 HUTCHINS-E	05 CALDERON,D	10 FAUNTLEROY
at North Carolina State	11/07/22	50-99	L	4-1-2	9-0-1	0-1-1	DNP	8-4-0	0-3-0	5-0-4
at Purdue	11/11/22	44-63	L	2-2-1	0-2-2	2-0-0	0-0-0	19-7-1	0-0-0	0-0-1
MILLIGAN	11/14/22	98-74	w	11-3-0	9-1-1	8-0-3	12-4-5	9-8-2	5-0-1	0-3-1
at South Florida	11/17/22	62-60	w	15-6-2	8-0-6	0-1-1	12-2-1	11-6-0	0-1-0	3-1-2
vs Albany	11/21/22	74-59	w	2-2-0	11-1-2	1-1-1	17-2-3	23-9-2	0-0-0	0-2-1
vs Bucknell	11/22/22	65-79	L	11-10-0	12-0-3	0-3-2	11-2-2	4-4-1	DNP	0-0-0
HOWARD	11/26/22	55-56	L	21-8-3	6-1-5	0-1-0	6-1-2	9-8-1	DNP	0-1-1
WESTERN KENTUCKY	11/30/22	74-75	L	8-7-2	14-5-4	0-1-0	12-2-3	19-6-1	DNP	3-1-0

Opponent	Date	Score		12 ROBINSON,S	14 MOORE,NATH	20 BATES,CODE	23 OKWOROGWO	24 WARE,JALEN	41 COPELAND,C	42 ROBERTS,JA
at North Carolina State	11/07/22	50-99	L	13-3-0	2-2-0	0-2-0	3-3-0	1-0-0	5-0-0	0-1-0
at Purdue	11/11/22	44-63	L	11-4-0	0-0-0	DNP	DNP	DNP	10-5-1	DNP
MILLIGAN	11/14/22	98-74	w	27-9-5	DNP	DNP	7-4-0	7-8-1	3-0-4	DNP
at South Florida	11/17/22	62-60	w	10-5-1	DNP	DNP	DNP	3-8-1	0-2-1	DNP
vs Albany	11/21/22	74-59	w	DNP	DNP	0-0-0	0-0-0	10-6-0	10-2-2	0-1-0
vs Bucknell	11/22/22	65-79	L	DNP	DNP	DNP	DNP	12-7-0	15-3-2	DNP
HOWARD	11/26/22	55-56	L	DNP	DNP	DNP	DNP	6-5-0	7-6-2	DNP
WESTERN KENTUCKY	11/30/22	74-75	L	DNP	DNP	DNP	3-0-0	0-2-0	15-3-3	DNP

Austin Peay Game-by-Game Highs (as of Dec 03, 2022)
All games

Opponent	Date	Score	Points	Rebounds	Assists	Steals	Blocked shots
at North Carolina State	11/07/22	50-99	13-ROBINSON, Shon	4-HUTCHINS-EVERE	4-FAUNTLEROY, Gu	2-FAUNTLEROY, Gu	1-ROBINSON, Shon
at Purdue	11/11/22	44-63	19-HUTCHINS-EVER	7-HUTCHINS-EVERE	2-PAEZ, Carlos	2-ROBINSON, Shon	1-MOORE, Nathan
MILLIGAN	11/14/22	98-74	27-ROBINSON, Shon	9-ROBINSON, Shon	5-ROBINSON, Shon	6-ROBINSON, Shon	1-OKWOROGWO, K
					STONE-CARRAWE		WARE, Jalen
at South Florida	11/17/22	62-60	15-DURUGORDON, S	8-WARE, Jalen	6-PAEZ, Carlos	2-STONE-CARRAWE	2-WARE, Jalen
vs Albany	11/21/22	74-59	23-HUTCHINS-EVER	9-HUTCHINS-EVERE	3-STONE-CARRAWE	2-HUTCHINS-EVERE	1-STONE-CARRAWE
							WARE, Jalen
							HUTCHINS-EVERE
vs Bucknell	11/22/22	65-79	15-COPELAND, Cam	10-DURUGORDON, S	3-PAEZ, Carlos	2-STONE-CARRAWE	3-HUTCHINS-EVERE
						WARE, Jalen	
						COPELAND, Camer	
HOWARD	11/26/22	55-56	21-DURUGORDON, S	8-DURUGORDON, S	5-PAEZ, Carlos	3-COPELAND, Came	2-COPELAND, Came
				HUTCHINS-EVERE			
WESTERN KENTUCKY	11/30/22	74-75	19-HUTCHINS-EVER	7-DURUGORDON, S	4-PAEZ, Carlos	2-PAEZ, Carlos	1-WARE, Jalen
							HUTCHINS-EVERE

Austin Peay Team High/Low Analysis (as of Dec 03, 2022)
All games

Austin Peay - TEAM GAME HIGHS

POINTS	98	MILLIGAN (11/14/22)
	74	WESTERN KENTUCKY (11/30/22)
	74	vs Albany (11/21/22)
	65	vs Bucknell (11/22/22)
	62	at South Florida (11/17/22)
FIELD GOALS MADE	38	MILLIGAN (11/14/22)
	29	WESTERN KENTUCKY (11/30/22)
FIELD GOAL ATTEMPTS	71	MILLIGAN (11/14/22)
	66	HOWARD (11/26/22)
FIELD GOAL PERCENTAGE	.535 (38-71)	MILLIGAN (11/14/22)
	.500 (29-58)	WESTERN KENTUCKY (11/30/22)
3 PT FIELD GOALS MADE	12	at South Florida (11/17/22)
	11	MILLIGAN (11/14/22)
3 PT FG ATTEMPTS	30	HOWARD (11/26/22)
	29	at South Florida (11/17/22)
3 PT FG PERCENTAGE	.476 (10-21)	WESTERN KENTUCKY (11/30/22)
	.414 (12-29)	at South Florida (11/17/22)
FREE THROWS MADE	23	vs Albany (11/21/22)
	17	at North Carolina State (11/07/22)
FREE THROW ATTEMPTS	27	vs Albany (11/21/22)
	27	MILLIGAN (11/14/22)
FREE THROW PERCENTAGE	.909 (10-11)	at Purdue (11/11/22)
	.852 (23-27)	vs Albany (11/21/22)
REBOUNDS	43	MILLIGAN (11/14/22)
	36	at South Florida (11/17/22)
ASSISTS	23	MILLIGAN (11/14/22)
	15	at South Florida (11/17/22)
STEALS	19	MILLIGAN (11/14/22)
	8	HOWARD (11/26/22)
BLOCKED SHOTS	4	at South Florida (11/17/22)
	3	HOWARD (11/26/22)
	3	vs Bucknell (11/22/22)
	3	vs Albany (11/21/22)
TURNOVERS	20	at North Carolina State (11/07/22)
	16	WESTERN KENTUCKY (11/30/22)
FOULS	20	vs Bucknell (11/22/22)
	18	vs Albany (11/21/22)

Austin Peay High/Low Analysis (as of Dec 03, 2022)
All games

Opponent - GAME HIGHS

POINTS	99	at North Carolina State (11/07/22)
	79	vs Bucknell (11/22/22)
	75	WESTERN KENTUCKY (11/30/22)
	74	MILLIGAN (11/14/22)
	63	at Purdue (11/11/22)
FIELD GOALS MADE	40	at North Carolina State (11/07/22)
	29	WESTERN KENTUCKY (11/30/22)
FIELD GOAL ATTEMPTS	65	at North Carolina State (11/07/22)
	58	at South Florida (11/17/22)
	58	MILLIGAN (11/14/22)
FIELD GOAL PERCENTAGE	.615 (40-65)	at North Carolina State (11/07/22)
	.574 (27-47)	vs Bucknell (11/22/22)
3 PT FIELD GOALS MADE	11	at North Carolina State (11/07/22)
	9	MILLIGAN (11/14/22)
3 PT FG ATTEMPTS	28	at North Carolina State (11/07/22)
	27	MILLIGAN (11/14/22)
3 PT FG PERCENTAGE	.412 (7-17)	vs Bucknell (11/22/22)
	.393 (11-28)	at North Carolina State (11/07/22)
FREE THROWS MADE	18	vs Bucknell (11/22/22)
	15	MILLIGAN (11/14/22)
FREE THROW ATTEMPTS	22	vs Bucknell (11/22/22)
	22	MILLIGAN (11/14/22)
FREE THROW PERCENTAGE	.818 (18-22)	vs Bucknell (11/22/22)
	.800 (8-10)	at North Carolina State (11/07/22)
REBOUNDS	42	at Purdue (11/11/22)
	40	HOWARD (11/26/22)
ASSISTS	20	at North Carolina State (11/07/22)
	16	vs Bucknell (11/22/22)
STEALS	11	WESTERN KENTUCKY (11/30/22)
	10	at North Carolina State (11/07/22)
BLOCKED SHOTS	7	WESTERN KENTUCKY (11/30/22)
	6	at North Carolina State (11/07/22)
TURNOVERS	24	MILLIGAN (11/14/22)
	19	HOWARD (11/26/22)
	19	vs Bucknell (11/22/22)
FOULS	24	vs Albany (11/21/22)
	23	MILLIGAN (11/14/22)

Austin Peay High/Low Analysis (as of Dec 03, 2022)
All games

Austin Peay - GAME LOWS

POINTS	44	at Purdue (11/11/22)
	50	at North Carolina State (11/07/22)
	55	HOWARD (11/26/22)
	62	at South Florida (11/17/22)
	65	vs Bucknell (11/22/22)
FIELD GOALS MADE	15	at Purdue (11/11/22)
	16	at North Carolina State (11/07/22)
FIELD GOAL ATTEMPTS	49	vs Albany (11/21/22)
	52	at North Carolina State (11/07/22)
	52	at South Florida (11/17/22)
FIELD GOAL PERCENTAGE	.283 (15-53)	at Purdue (11/11/22)
	.303 (20-66)	HOWARD (11/26/22)
3 PT FIELD GOALS MADE	1	at North Carolina State (11/07/22)
	3	vs Albany (11/21/22)
3 PT FG ATTEMPTS	8	at North Carolina State (11/07/22)
	13	vs Albany (11/21/22)
3 PT FG PERCENTAGE	.125 (1-8)	at North Carolina State (11/07/22)
	.167 (4-24)	at Purdue (11/11/22)
FREE THROWS MADE	6	WESTERN KENTUCKY (11/30/22)
	7	HOWARD (11/26/22)
FREE THROW ATTEMPTS	8	WESTERN KENTUCKY (11/30/22)
	11	at Purdue (11/11/22)
	11	HOWARD (11/26/22)
FREE THROW PERCENTAGE	.407 (11-27)	MILLIGAN (11/14/22)
	.625 (10-16)	at South Florida (11/17/22)
REBOUNDS	22	at Purdue (11/11/22)
	25	at North Carolina State (11/07/22)
ASSISTS	6	at Purdue (11/11/22)
	8	at North Carolina State (11/07/22)
STEALS	2	vs Albany (11/21/22)
	3	WESTERN KENTUCKY (11/30/22)
BLOCKED SHOTS	1	at North Carolina State (11/07/22)
	1	at Purdue (11/11/22)
TURNOVERS	7	at Purdue (11/11/22)
	8	MILLIGAN (11/14/22)
	8	vs Albany (11/21/22)
	8	HOWARD (11/26/22)
FOULS	9	HOWARD (11/26/22)
	14	at North Carolina State (11/07/22)

Austin Peay High/Low Analysis (as of Dec 03, 2022)
All games

Opponent - GAME LOWS

POINTS	56	HOWARD (11/26/22)
	59	vs Albany (11/21/22)
	60	at South Florida (11/17/22)
	63	at Purdue (11/11/22)
	74	MILLIGAN (11/14/22)
FIELD GOALS MADE	20	vs Albany (11/21/22)
	20	HOWARD (11/26/22)
FIELD GOAL ATTEMPTS	43	HOWARD (11/26/22)
	47	vs Bucknell (11/22/22)
FIELD GOAL PERCENTAGE	.414 (24-58)	at South Florida (11/17/22)
	.417 (20-48)	vs Albany (11/21/22)
3 PT FIELD GOALS MADE	2	at Purdue (11/11/22)
	4	WESTERN KENTUCKY (11/30/22)
3 PT FG ATTEMPTS	12	WESTERN KENTUCKY (11/30/22)
	13	HOWARD (11/26/22)
3 PT FG PERCENTAGE	.105 (2-19)	at Purdue (11/11/22)
	.227 (5-22)	vs Albany (11/21/22)
FREE THROWS MADE	7	at South Florida (11/17/22)
	8	at North Carolina State (11/07/22)
FREE THROW ATTEMPTS	10	at North Carolina State (11/07/22)
	10	at South Florida (11/17/22)
FREE THROW PERCENTAGE	.667 (14-21)	vs Albany (11/21/22)
	.682 (15-22)	MILLIGAN (11/14/22)
REBOUNDS	25	WESTERN KENTUCKY (11/30/22)
	31	vs Albany (11/21/22)
ASSISTS	11	MILLIGAN (11/14/22)
	11	HOWARD (11/26/22)
STEALS	2	at Purdue (11/11/22)
	3	MILLIGAN (11/14/22)
	3	vs Albany (11/21/22)
	3	HOWARD (11/26/22)
BLOCKED SHOTS	0	MILLIGAN (11/14/22)
	1	vs Albany (11/21/22)
TURNOVERS	9	WESTERN KENTUCKY (11/30/22)
	12	at South Florida (11/17/22)
FOULS	12	WESTERN KENTUCKY (11/30/22)
	14	at South Florida (11/17/22)
	14	HOWARD (11/26/22)

Austin Peay Player High/Low Analysis (as of Dec 03, 2022)
All games

Austin Peay - INDIVIDUAL GAME HIGHS

Points	27		ROBINSON, Shon vs Milligan (11/14/22)
	23		HUTCHINS-EVERETT, El vs Albany (11/21/22)
	21		DURUGORDON, Sean vs Howard (11/26/22)
	19		HUTCHINS-EVERETT, El vs Western Kentucky (11/30/22)
	19		HUTCHINS-EVERETT, El at Purdue (11/11/22)
Field Goals Made	10		ROBINSON, Shon vs Milligan (11/14/22)
	8		HUTCHINS-EVERETT, El vs Western Kentucky (11/30/22)
Field Goal Att.	17		HUTCHINS-EVERETT, El at Purdue (11/11/22)
	16		DURUGORDON, Sean vs Howard (11/26/22)
	16		COPELAND, Cameron vs Bucknell (11/22/22)
	16		ROBINSON, Shon vs Milligan (11/14/22)
FG Pct (min 5 made)	.714	(5-7)	WARE, Jalen vs Bucknell (11/22/22)
	.714	(5-7)	STONE-CARRAWELL vs Milligan (11/14/22)
3-Point FG Made	4		DURUGORDON, Sean vs Howard (11/26/22)
	4		DURUGORDON, Sean at South Florida (11/17/22)
3-Point FG Att.	10		DURUGORDON, Sean at South Florida (11/17/22)
	9		DURUGORDON, Sean vs Howard (11/26/22)
3-Pt FG Pct (min 2 made)	1.000	(2-2)	HUTCHINS-EVERETT, El at South Florida (11/17/22)
	1.000	(2-2)	ROBINSON, Shon at South Florida (11/17/22)
Free Throws Made	9		HUTCHINS-EVERETT, El vs Albany (11/21/22)
	7		ROBINSON, Shon vs Milligan (11/14/22)
	7		PAEZ, Carlos at North Carolina State (11/07/22)
Free Throw Att.	13		ROBINSON, Shon vs Milligan (11/14/22)
	9		STONE-CARRAWELL vs Albany (11/21/22)
	9		HUTCHINS-EVERETT, El vs Albany (11/21/22)
FT Pct (min 3 made)	1.000	(9-9)	HUTCHINS-EVERETT, El vs Albany (11/21/22)
	1.000	(7-7)	PAEZ, Carlos at North Carolina State (11/07/22)
	1.000	(5-5)	DURUGORDON, Sean vs Howard (11/26/22)
	1.000	(4-4)	PAEZ, Carlos vs Albany (11/21/22)
	1.000	(3-3)	PAEZ, Carlos vs Western Kentucky (11/30/22)
	1.000	(3-3)	STONE-CARRAWELL at South Florida (11/17/22)
	1.000	(3-3)	HUTCHINS-EVERETT, El at Purdue (11/11/22)
Rebounds	10		DURUGORDON, Sean vs Bucknell (11/22/22)
	9		HUTCHINS-EVERETT, El vs Albany (11/21/22)
	9		ROBINSON, Shon vs Milligan (11/14/22)
Assists	6		PAEZ, Carlos at South Florida (11/17/22)
	5		PAEZ, Carlos vs Howard (11/26/22)
	5		STONE-CARRAWELL vs Milligan (11/14/22)
	5		ROBINSON, Shon vs Milligan (11/14/22)
Steals	6		ROBINSON, Shon vs Milligan (11/14/22)
	4		PERKINS, Elijah vs Milligan (11/14/22)
	4		STONE-CARRAWELL vs Milligan (11/14/22)
Blocked Shots	3		HUTCHINS-EVERETT, El vs Bucknell (11/22/22)
	2		COPELAND, Cameron vs Howard (11/26/22)
	2		WARE, Jalen at South Florida (11/17/22)
Turnovers	5		PAEZ, Carlos vs Bucknell (11/22/22)
	4		PAEZ, Carlos vs Western Kentucky (11/30/22)
	4		HUTCHINS-EVERETT, El at South Florida (11/17/22)
Fouls	4		STONE-CARRAWELL vs Western Kentucky (11/30/22)
	4		PAEZ, Carlos vs Western Kentucky (11/30/22)

Austin Peay Opponent High/Low Analysis (as of Dec 03, 2022)
All games

OPPONENT INDIVIDUAL GAME HIGHS

Points	30	Zach Edey at Purdue (11/11/22)
	26	Terquavion Smith at North Carolina State (11/07/22)
	23	Timmerman,Alex vs Bucknell (11/22/22)
	20	Emmanuel Akot vs Western Kentucky (11/30/22)
	20	Rice,Xander vs Bucknell (11/22/22)
Field Goals Made	12	Zach Edey at Purdue (11/11/22)
	9	Timmerman,Alex vs Bucknell (11/22/22)
	9	Terquavion Smith at North Carolina State (11/07/22)
Field Goal Att.	16	Tyler Harris at South Florida (11/17/22)
	15	Timmerman,Alex vs Bucknell (11/22/22)
	15	Terquavion Smith at North Carolina State (11/07/22)
FG Pct (min 5 made)	1.000 (5-5)	D.J. Burns Jr. at North Carolina State (11/07/22)
	.923 (12-13)	Zach Edey at Purdue (11/11/22)
3-Point FG Made	4	Jordan Wood vs Howard (11/26/22)
	3	Rice,Xander vs Bucknell (11/22/22)
	3	Tyler Harris at South Florida (11/17/22)
	3	Dylan Bartley vs Milligan (11/14/22)
	3	Jack Clark at North Carolina State (11/07/22)
	3	Terquavion Smith at North Carolina State (11/07/22)
3-Point FG Att.	7	Jordan Wood vs Howard (11/26/22)
	7	Davis,Da'Kquan vs Albany (11/21/22)
	7	Tyler Harris at South Florida (11/17/22)
	7	Dylan Bartley vs Milligan (11/14/22)
	7	Terquavion Smith at North Carolina State (11/07/22)
3-Pt FG Pct (min 2 made)	1.000 (2-2)	Motta,Ian vs Bucknell (11/22/22)
	.750 (3-4)	Rice,Xander vs Bucknell (11/22/22)
Free Throws Made	9	Steve Settle vs Howard (11/26/22)
	6	Zach Edey at Purdue (11/11/22)
Free Throw Att.	11	Steve Settle vs Howard (11/26/22)
	10	Zach Edey at Purdue (11/11/22)
FT Pct (min 3 made)	1.000 (4-4)	Jamarion Sharp vs Western Kentucky (11/30/22)
	1.000 (4-4)	van der Heijden,Jake vs Bucknell (11/22/22)
	1.000 (4-4)	Edmonds IV,Elvin vs Bucknell (11/22/22)
	1.000 (4-4)	Adam Graham vs Milligan (11/14/22)
	1.000 (3-3)	Brian Waddell at Purdue (11/11/22)
	1.000 (3-3)	Jarkel Joiner at North Carolina State (11/07/22)
Rebounds	11	Jordan Wood vs Howard (11/26/22)
	11	Zach Edey at Purdue (11/11/22)
Assists	8	Jarkel Joiner at North Carolina State (11/07/22)
	7	Dayvion McKnight vs Western Kentucky (11/30/22)
Steals	7	Dayvion McKnight vs Western Kentucky (11/30/22)
	3	Casey Morsell at North Carolina State (11/07/22)
	3	Jack Clark at North Carolina State (11/07/22)
Blocked Shots	6	Jamarion Sharp vs Western Kentucky (11/30/22)
	3	Jordan Wood vs Howard (11/26/22)
Turnovers	7	Steve Settle vs Howard (11/26/22)
	5	Kobe Dickson vs Howard (11/26/22)
	5	Levontae Knox vs Milligan (11/14/22)
Fouls	5	Screen,Andre vs Bucknell (11/22/22)
	5	Ketner,Tairi vs Albany (11/21/22)
	5	Breon Pass at North Carolina State (11/07/22)

THE LAST TIME AUSTIN PEAY...

Won by 20+ Points.....	24, vs. Milligan (11/14/2022)
Won by 30+ Points.....	43, vs. Milligan (12/5/2021)
Won by 40+ Points.....	43, vs. Milligan (12/5/2021)
Lost by 20+ Points.....	49, at North Carolina State (11/7/2022)
Lost by 30+ Points.....	49, at North Carolina State (11/7/2022)
Won an Overtime Game.....	68-64, at SIU Edwardsville (2/24/2022)
Won a Double Overtime Game.....	68-63, vs. SIU Edwardsville (1/31/2022)
Won a Road Overtime Game.....	68-64, at SIU Edwardsville (2/24/2022)
Won Home Overtime Game.....	68-63, vs. SIU Edwardsville (1/31/2022)
Lost Home Overtime Game.....	82-79, vs. UNC Asheville (11/19/2017)
Lost Road/Neutral Overtime Game.....	86-81, at Southeast Missouri State (2/16/2021)
Score 100+ Points.....	102, vs. Carver (102-38) (12/4/2020)
Allowed 100+ Points.....	104, Lipscomb [104-101 (OT) (11/18/2010)]
Four Players in Double Figures..	Elijah Hutchins-Everett (19), Cameron Copeland (15), Carlos Paez (14), Caleb Stone-Carrawell (12), vs. Western Kentucky (11/30/2022)
Five Players in Double Figures	Cameron Copeland (15), Jalen Ware (12), Carlos Paez (12), Caleb Stone-Carrawell (11), Sean Durugordon (11) , vs. Bucknell (11/22/2022)
Did not make a 3-Pointer	vs. Morehead State (2/18/2002)
Made 10+ 3-Pointers	10, vs. Western Kentucky (11/30/2022)
Attempted 30+ 3-Pointers	36, vs. Tennessee Tech (2/19/2022)
Made 25+ Free Throws.....	27, at Dayton (11/20/2021)
Attempted 35+ Free Throws.....	38, at Southeast Missouri (1/1/2022)
50+ Rebounds in a game	51, vs. Oakland City (11/5/2019)
25 Rebounds or less in a game	25, at Southern Illinois (11/12/2021)
Two players score 20+ points.....	Cameron Copeland (25), Elijah Hutchins-Everett (20) at North Florida (12/11/2021)
Two players with 10+ rebounds	Elton Walker (12), Terry Taylor (10) vs. Tennessee State (1/30/2021)
Had 20+ Assists.....	23, vs. Milligan (11/14/2022)
Had 10+ Steals	19, vs. Milligan (11/14/2022)
Had less than 10 turnovers	8, vs. Howard (11/26/2022)

THE LAST TIME AN AUSTIN PEAY PLAYER...

Scored 30+ Points	32, Terry Taylor vs. Southeast Missouri State (2/13/2021)
Posted a Double-Double	Sean Durugordon (11 pts / 10 reb) vs. Bucknell (11/22/2022)
Posted a Triple-Double	Chris Horton (15 pts / 13 reb / 10 blocks) vs. Berea (11/16/2014)
Two players with a Double-Double	Terry Taylor (25 pts / 11 reb) & Mike Peake (14 pts / 10 reb) vs. Eastern Illinois (2/20/2021)
Led Team in Pts/Reb/Stl	Elijah Hutchins-Everett (23 pts / 9 reb / 2 stl) vs. Albany (11/21/2022)
Made 10+ Field Goals	10, Shon Robinson vs. Milligan (11/14/2022)
Made 5+ Three-Pointers	Drew Calderon (5-9) vs. Murray State (2/3/2022)
Made 10+ Free Throws	13, Elijah Hutchins-Everett at Dayton (11/20/2021)
Had 14+ Rebounds	14, Elijah Hutchins-Everett at Dayton (11/20/2021)
Shot 100% at the Free Throw Line (min. 8 att.)	Elijah Hutchins-Everett (9-9) vs. Albany (11/21/2022)
Shot 85%+ from the field (min. 5 att.)	Carlos Paez (5-5) at Tennessee State (1/22/2022)
Had 10+ assists	Dayton Gumm (10) vs. Oakland City (11/6/2018)
Had 4+ steals	Shon Robinson (6) vs. Milligan (11/14/2022)
Had 4+ blocks	Corbin Merritt (4) vs. Milligan (12/5/2021)