



# AUSTIN PEAY BASKETBALL



7 CONFERENCE REGULAR-SEASON CHAMPIONSHIPS | 6 NCAA TOURNAMENT APPEARANCES | 14 ALL-AMERICANS | 6 NBA DRAFT PICKS

## AUSTIN PEAY (6-7, 0-0 ASUN) at QUEENS (10-3, 0-0 ASUN)

Thursday, Dec. 29 • 5 p.m. CT • Curry Arena (2,500) • Charlotte, N.C.

#TougherTogether • #LetsGoPeay • @GovsMBB @LetsGoPeay

### THE MATCHUP

#### SERIES BREAKDOWN

MEETING: FIRST  
OVERALL: 0-0  
AT AUSTIN PEAY: 0-0  
AT QUEENS: 0-0  
NEUTRAL SITE: 0-0  
JAMES VS. QUEENS: 0-0



#### SERIES HISTORY

LAST MEETING: N/A  
LAST AUSTIN PEAY HOME WIN: N/A  
LAST AUSTIN PEAY ROAD WIN: N/A  
LAST AUSTIN PEAY NEUTRAL SITE WIN: N/A  
LAST MEETING AT AUSTIN PEAY: N/A  
LAST MEETING AT TENNESSEE: N/A  
LAST MEETING AT NEUTRAL SITE: N/A  
FIRST MEETING: N/A  
FIRST MEETING IN DUNN CENTER: N/A

#### HEAD COACH NATE JAMES

OVERALL: 18-24 (.429)  
SEASONS: 2  
AT AUSTIN PEAY: 18-24 (.429)  
SEASONS: 2

#### HEAD COACH GRANT LEONARD

OVERALL: 10-3 (.769)  
SEASONS: 1  
AT QUEENS: 10-3 (.769)  
SEASONS: 1

### TALE OF THE TAPE

AUSTIN PEAY	STATISTIC	QUEENS
68.5 (-0.6)	POINTS PER GAME (MARGIN)	80.2 (9.4)
34.0 (0.5)	REBOUNDS PER GAME (MARGIN)	41.5 (8.4)
13.3	ASSISTS PER GAME	14.7
2.8	BLOCKS PER GAME	2.7
6.7	STEALS PER GAME	6.6
12.8 (2.3)	TURNOVERS PER GAME (MARGIN)	14.1 (-2.5)
.413	FIELD GOAL PERCENTAGE	.461
95-289	3-POINTERS MADE-ATTEMPTED	119-350
.329	3-POINT PERCENTAGE	.340
170-230	FREE THROWS MADE-ATTEMPTED	195-276
.739	FREE THROW PERCENTAGE	.707
1.0	ASSIST-TO-TURNOVER RATIO	1.0

### LEADERS

#### POINTS PER GAME

Austin Peay: Shon Robinson (15.3)  
Queens: Kenny Dye (17.2)

#### REBOUNDS PER GAME (min. 3 games)

Austin Peay: Elijah Hutchins-Everett (6.8)  
Queens: Gavin Rains (10.4)

#### ASSISTS PER GAME

Austin Peay: Carlos Paez (3.2)  
Queens: Kenny Dye (4.8)

#### STEALS PER GAME

Austin Peay: Shon Robinson (2.3)  
Queens: Kalib Mathews (1.5)

#### BLOCKS PER GAME

Austin Peay: Jalen Ware (0.8)  
Queens: Kalib Mathews (0.9)

#### 3-POINTERS

Austin Peay: Carlos Paez (17)  
Queens: Chris Ashby (24)

#### FIELD GOAL PERCENTAGE (min. 19 FGs)

Austin Peay: Shon Robinson (.564)  
Queens: Gavin Rains (.678)

#### FREE THROW PERCENTAGE (min. 7 FTs)

Austin Peay: Carlos Paez, Cameron Copeland (.929)  
Queens: Kalib Mathews (.880)

### 2022-23 SCHEDULE & RESULTS

DATE	AP	OPP.	OPPONENT	TIME/RESULT	TV/RECORD
Nov. 2			Fisk <sup>^</sup>	W, 89-64	-
Nov. 7			North Carolina State	L, 99-50	0-1
Nov. 11		RV/RV	Purdue	L, 63-44	0-2
Nov. 14			Milligan	W, 98-74	1-2
Nov. 17			South Florida	W, 62-60	2-2
Nov. 21			Albany	W, 74-59	3-2
Nov. 22			Bucknell	L, 79-65	3-3
Nov. 26			Howard	L, 56-55	3-4
Nov. 30			Western Kentucky	L, 75-74	3-5
Dec. 3			Tennessee State	W, 77-61	4-5
Dec. 6			Kentucky Christian	W, 102-57	5-5
Dec. 12			Lindsey Wilson	W, 86-61	6-5
Dec. 16			Murray State	L, 68-60	6-6
Dec. 21		8/11	Tennessee	L, 86-44	6-7
Dec. 29			Queens*	5 p.m.	ESPN+
Dec. 31			North Florida*	1 p.m.	ESPN+
Jan. 5			Florida Gulf Coast*	7 p.m.	ESPN+
Jan. 7			Central Arkansas*	4:30 p.m.	ESPN+
Jan. 12			Lipscomb*	8 p.m.	ESPN+
Jan. 14			Lipscomb*	4 p.m.	ESPN+
Jan. 19			Bellarmine*	7 p.m.	ESPN+
Jan. 21			Eastern Kentucky*	3 p.m.	ESPN+
Jan. 26			Kennesaw State*	6:30 p.m.	ESPN+
Jan. 28			Jacksonville State*	4 p.m.	ESPN+
Feb. 2			Liberty*	7 p.m.	ESPN+
Feb. 4			Queens*	3 p.m.	ESPN+
Feb. 9			North Alabama*	7:45 p.m.	ESPN+
Feb. 11			Central Arkansas*	3 p.m.	ESPN+
Feb. 16			Jacksonville*	7 p.m.	ESPN+
Feb. 18			North Florida*	3 p.m.	ESPN+
Feb. 22			Stetson*	6 p.m.	ESPN+
Feb. 24			Florida Gulf Coast*	6 p.m.	ESPN+

#### Home

Away

Greenlight Sunshine Slam

Greenlight Sunshine Slam Ocean Bracket semifinals - Daytona Beach, Fla. (Ocean Center)

Greenlight Sunshine Slam Ocean Bracket championship - Daytona Beach, Fla. (Ocean Center)

<sup>^</sup> Exhibition

\* ASUN contest

All times Central

Rankings: AP/USA Today Coaches

### BROADCAST INFORMATION

#### TELEVISION

Play-by-play: Mike Glennon  
Analyst: Walker Mehl



#### GOVERNORS SPORTS NETWORK

Play-by-play: Brian Rives  
Analyst: Ethan Schmidt



**MEDIA INFORMATION**

**GENERAL INFORMATION**

Name.....Austin Peay State University  
 Location ..... Clarksville, Tenn.  
 Founded ..... 1927  
 Nickname..... Governors  
 Enrollment ..... 11,048  
 Colors ..... Red and White  
 Arena ..... Dunn Center  
 Capacity ..... 7,257  
 Affiliation ..... NCAA Division I  
 Conference ..... ASUN Conference  
 President..... Dr. Michael Licari  
 Alma Mater ..... Minnesota, 1993  
 Athletics Director ..... Gerald Harrison  
 Alma Mater ..... Tennessee, 2001  
 Athletic Department Phone ..... 931-221-7904

**TEAM INFORMATION**

Overall Record ..... 6-7  
 ASUN Record ..... 0-0  
 Home..... 4-2  
 Away ..... 1-4  
 Neutral ..... 1-1  
  
 All-Time Record ..... 1265-1142 (.526)  
 Seasons ..... 92  
 All-Time Home Record ..... 429-193 (.690)  
 All-Time Away Record..... N/A  
 All-Time Neutral Site Record ..... N/A  
 First varsity season ..... 1929-30  
 ASUN Regular Season Championships..... 0  
 ASUN Tournament Championships ..... 0  
 NCAA Tournament Appearances ..... 6  
 1974,1987,1996,2003,2008,2016  
 Last NCAA Tournament Appearance... 2016  
 lost to Kansas, 105-79  
 Last Postseason NIT Appearance ..... 2007  
 lost to Air Force, 75-61  
 Last CollegeInsider.com Appearance.. 2018  
 lost to UIC, 83-81  
 Last CBI Tournament Appearance ..... 2011  
 lost to Boise State, 90-83

**Media Credentials**

- Media representatives should make all requests online ([https://letsgopeay.com/sb\\_output.aspx?form=86](https://letsgopeay.com/sb_output.aspx?form=86)). Questions can be directed to Nicholas Petrone, Director of Athletic Communications.
- Due to the limited number of seats available on press row, priority is given to daily newspapers, major magazines and electronic media in the geographic areas of the competing teams.
- Austin Peay reserves the right to refuse any credential request deemed not to be in the best interest of the University.

**Photo Credentials**

- Due to limited space on the baseline and the inability to create a double row for photographers, virtually no freelance photographers are allowed to shoot during the season.
- There are permanent lights in the Dunn Center, thus installation by any other media agency is very limited.

**Radio Credentials**

- Passes for non-broadcasting radio stations will be allotted on a first-come, first-serve basis.
- If a radio network is requesting a stringer to cover the game, the request needs to be made by the network, not the individual.
- Radio spotters and statisticians are not provided by Austin Peay.
- Radio stringers who are requesting live, cell phone interviews following a game need to contact Nicholas Petrone, Director of Athletic Communications. These requests will be handled if a player has completed interviews outside the team meeting room with the media in attendance. If a radio stringer goes directly to a player or a coach, he or she may be asked to leave the area.

**Parking**

- The media parking lot is located in Lot 71 off Forbes Avenue. A parking pass is not required.

**Media Will Call Entrance**

- The media will call entrance is located at Gate A on the south side of the Dunn Center. All media should enter the building at the media entrance.
- Media will call opens 60 minutes prior to the scheduled tip-off time.

**Locker Room Policy**

- The Austin Peay locker room for all games is closed.
- For all games, Austin Peay head coach Nate James and select players will be available to working media after the NCAA mandated 10-minute "cooling off" period. At least one full-time staff member of the Austin Peay athletic communications department will be present at all times to help with any requests.
- James, followed by select players, will address the media following each game at a specified location. At home, the postgame availability will take place on Dave Loos Court. For road games, the location is determined by the host institution's media relations staff. Interview requests for Austin Peay players need to be made to Nicholas Petrone, Director of Athletic Communications, with at least five minutes remaining in regulation.
- At home, interview requests for the visiting team's coach and players are left to the discretion of the team's media relations staff.

## MEDIA INFORMATION

### Interview Procedures

- Student-Athletes - All interviews with Austin Peay men's basketball student-athletes must be arranged through the athletic communications office. Please contact Nicholas Petrone, Director of Athletic Communications, for Austin Peay player requests.
- Interview requests must be made at least 24 hours in advance.
- There will be no interviews on the day of a game prior to tip-off. There are no exceptions to this rule for any purpose, including nationally televised broadcasts.
- Coaches - All interviews with Austin Peay head coach Nate James can be arranged through Petrone.
- Requests for interviews with assistant coaches or men's basketball staff also should be arranged through Petrone.
- Personal phone numbers of Austin Peay student-athletes, coaches or administrators will not be given to the media.

### Practice Coverage

- Most Austin Peay practices and shootarounds are closed to all outside parties. Media members can contact Nicholas Petrone, Director of Athletic Communications, about attending a specific practice session.

### Live Video Streaming Applications

- The use of live video streaming applications, such as Periscope and Meerkat, is not permitted at Austin Peay men's basketball media functions, including press conferences, student-athlete media availability and postgame sessions.

### Media Releases/Game Notes

- General Austin Peay men's basketball releases, as well as game notes, will be emailed to a media distribution list and posted to LetsGoPeay.com, the official website for Austin Peay Athletics.
- To join the distribution list, send an email to Nicholas Petrone, Director of Athletic Communications.
- Game notes will be available at least one day prior to each game.

### Injury Information

- Austin Peay athletic communications and athletic trainers do not provide student-athlete injury information at any time to media.

### Radio Information

- The radio broadcast tables are located on the west side of Dave Loos Court.
- Access to the tables is through Gate A.
- One ethernet line is accessible to the visiting radio network as designated by that school's media relations office.
- Space is guaranteed for only one broadcast crew from a visiting school. Student stations will generally not be permitted to broadcast due to space limitations. Requests for additional broadcast crews need to be made through the visiting team's media relations office.

### Telephones/Internet

- Courtesy telephones are not available for media use.
- There are both ethernet and wireless connections available for media relations staff, writers and photographers at each home game.

### NBA Scouts

- NBA scouts may request a media pass to Austin Peay home men's basketball games. Requests for passes should be made at least one day in advance online ([https://letsgopeay.com/sb\\_output.aspx?form=86](https://letsgopeay.com/sb_output.aspx?form=86)).
- These requests are handled on a first-come, first serve basis.
- Passes will be left at media will call at Gate A on the south side of the Dunn Center.

### AUSTIN PEAY ATHLETICS STYLE GUIDE

#### THE GOAL

To convey a consistent image for Austin Peay Athletics.

#### UNIVERSITY NAME

Austin Peay State University is the formal name of the university, Austin Peay may be used. NEVER use Austin Peay State.

#### MASCOT

For all teams, Govenors on first reference, Govs on succeeding references.

#### GOVS' & GOVERNORS'

The possessive forms of the mascots should place the apostrophe after the entire word. NEVER place the apostrophe before the "s".

#### ABBREVIATION

The preferred abbreviation is APSU.

**AUSTIN PEAY**  
GOVERNORS

### Austin Peay Athletic Communications Staff

Cody Bush	Assistant Athletic Director of Strategic Communications and Branding bushc@apsu.edu	931-221-7561
Nicholas Petrone*	Director of Athletic Communications petronen@apsu.edu	931-221-6561
Casey Crigger	Assistant Director of Athletic Communications criggerc@apsu.edu	931-221-6563
Alex Allard	Athletic Communications Assistant allarda@apsu.edu	931-221-6562
Chris Austin	Athletic Communications Assistant austinc@apsu.edu	

\*Primary men's basketball contact

**Mailing Address:**  
APSU Sports Information Office  
P.O. Box 4515  
Clarksville, TN 37044

**Shipping Address:**  
APSU Sports Information Office  
681 Summer Street  
Clarksville, TN 37040

## AUSTIN PEAY NOTES

**ASUN premieres**

Austin Peay and Queens are the two newcomers to the ASUN Conference in 2022-23 and face each other in the league opener Thursday. For 59 seasons (1963-2022), the Governors were members of the Ohio Valley Conference. On July 1, 2022, the Royals began a four-year transition from Division II to Division I as new members of the ASUN. Previously Queens competed in the South Atlantic Conference since 2013, when it moved from Conference Carolinas.

**Battle for Queen City supremacy**

Each team's hometown - Clarksville, Tenn. and Charlotte, N.C. - is nicknamed the Queen City.

**North Carolina connections**

Two Austin Peay redshirt sophomore forwards - Caleb Stone-Carrawell (Concord, North Carolina) and Jalen Ware (Winston-Salem, North Carolina) - hail from The Tar Heel State.

Head coach Nate James starred at Duke as a player (1996-2001) and as an assistant coach (2008-21). He won the 2001 national championship as a player and 2010 and 2015 national titles as a coach.

Associate head coach Brett Carey grew up in Lincolnton, North Carolina, before spending time at UNC Asheville as a player (1998-2001) and assistant coach (2008-17). Carey won the 2012 Big South regular-season championship and 2011 and 2012 conference tournament titles.

Assistant coaches Jason Harris (2018-21) and Carl Little (2019-21) served as assistant coaches at North Carolina Central.

**It's been awhile**

Prior to the season opener at North Carolina State, Austin Peay had not played a team from the state of North Carolina since an 88-75 win over Campbell on Dec. 21, 2018, in the Saint Petersburg Shootout in Saint Petersburg, Florida.

The Governors had not played in The Tar Heel State since a 71-57 loss at Western Carolina on Nov. 25, 1997.

**Can't lead from behind**

The Governors have not trailed in their previous two home games and have not faced a deficit in their last 97:50 of game action in the Dunn Center.

**Big E vs. Murray**

Elijah Hutchins-Everett posted his first double-double this season and seventh of his career against Murray State on Dec. 16 after totaling game-highs in points (17) and rebounds (11).

**A December to remember**

Austin Peay has won three-straight home games in December.

**23+3andMe**

Austin Peay's 26 assists against Kentucky Christian on Dec. 6 were the most since recording that many against Oakland City on Nov. 6, 2018.

**Stat stuffers**

The 58 rebounds against Kentucky Christian were the most for the Governors in the Dunn Center since recording 67 against Southern Indiana on Dec. 8, 1975. The 23 offensive rebounds were the most for Austin Peay at home since pulling down 24 versus Eastern Kentucky on Feb. 15, 2020.

The 25 made free throws versus Lindsey Wilson were the most for the Governors since tallying 27 against Dayton on Nov. 20, 2021. The 29 free throw attempts were the most for Nate James' squad since attempting 38 against Southeast Missouri on Jan. 1, 2022.

**Shooting Success**

The Governors have shot better than 50 percent in three of their last six games.

**Tall, Tall Trees**

Austin Peay is the only team in the nation to face the two tallest players in the country this season in Western Kentucky's Jamarion Sharp (7-foot-5) and Purdue's Zach Edey (7-foot-4).

Including South Florida's Russel Tchewa (7-foot-0), Bucknell's Andre Screen (7-foot-1) and Noah Williamson (7-foot-0), Lindsey Wilson's Lucas Ribeiro (7-foot-0), and Tennessee's Uros Plavsic (7-foot-1), the Governors have faced seven 7-footers this year.

**Calderon's career-day**

Drew Calderon posted career-highs in 3-pointers made (6) and attempted (11) in the Governors' win over Kentucky Christian.

**Durugordon named ASUN Newcomer of the Week**

Sean Durugordon was named the ASUN Newcomer of the Week on Dec. 5. He became the school's second player to garner the honor in three weeks after Shon Robinson claimed the award Nov. 21.

Durugordon averaged 16.0 points, 6.5 rebounds, and 2.5 assists against Western Kentucky and Tennessee State. He recorded eight points, seven rebounds and two assists, Nov. 30, in a one-point loss to the Hilltoppers in the Dunn Center. Durugordon posted career-highs in points (24), minutes (40), field goals made (9), and steals (2) and tied a career-high with three assists, Dec. 3, in the Governors' 77-61 win at home against Tennessee State. He also tallied six boards and a block against the Tigers.

**Copeland warming up**

Cameron Copeland has scored in double figures in six of the last nine games, including three of 15 points or more.

**CSC**

Austin Peay is 4-1 this season when Caleb Stone-Carrawell scores at least 12 points.

**Dunk City**

Austin Peay has recorded 22 dunks in 13 games.

**Paez dishing out success**

Against Murray State, Carlos Paez, now with 363 career assists, passed Greg Franklin (1989-93) for sixth on Austin Peay's all-time list.

**Hold 'em to 60**

The Governors are 9-1 in their last nine games when holding opponents to 60 or fewer points.

**A lock with the halftime lead**

Over the past five seasons, Austin Peay is 74-22 when holding a halftime lead.

**Magic number: 70**

Since the 2010-11 season, the Governors have compiled a record of 155-82 when scoring 70 points or more.

**The streak continues**

Austin Peay has made at least one 3-pointer in 650-straight games. The last time the Governors did not make a trey was on Feb. 18, 2002 against Morehead State.

**10 3s for the Peay**

The Governors have won four of their last five games when they make 10 or more 3-pointers.

**Stealing victories**

Austin Peay has won five of its last six games, including three straight, when recording 10 or more steals.

**Team and individual statistical rankings**

Austin Peay ranks second in the ASUN in free throws made per game (13.1).

Durugordon leads the conference in offensive rebounds per game (2.62). Hutchins-Everett is third in offensive rebounds per game (2.38) and rebounds per game (6.8) and fourth in field goal percentage (.475).

## AUSTIN PEAY NOTES

**Non-Division I success**

Austin Peay has won 10-straight games against non-Division I opponents.

**Prep teammates face off**

A Governor has faced a prep teammate from an opposing team three times this season.

Copeland (F, Sr.) and Lindsey Wilson's Rodney Lewis (G, Jr.) attended Douglas County (Ga.) High School. Durugordon (G, R-So.) and Hutchins-Everett (C, So.) and Howard's Bryce Harris attended Putnam Science Academy (Conn.). Durugordon and Hutchins-Everett faced South Florida's Russel Tchewa (C, Jr.).

**Toughest places to play**

Austin Peay faced a pair of schools - Murray State and Tennessee - in consecutive games which own two of the top seven longest active home win streaks in the country. The Governors traveled to Murray State on Dec. 16. The Racers have won 20-straight home games, which is seventh. Austin Peay traveled to Tennessee on Dec. 21. The Volunteers have won 23-consecutive home games, which is sixth.

**Ware named to Sunshine Slam All-Tournament Team**

Jalen Ware was named to Greenlight Sunshine Slam All-Tournament Team on Nov. 23. In three games, Ware averaged 8.3 points, 7.0 rebounds, and 1.0 blocks per game. He shot 60 percent overall (9-of-15) and from distance (3-of-5).

**Making history**

Austin Peay scored its first win in program history against South Florida and an American Athletic Conference opponent with a 62-60 victory at South Florida on Nov. 17. It was the first victory over a current member of the AAC since an 81-80 triumph at Memphis, then affiliated with Conference USA, on Nov. 22, 2002.

**Worldwide presence**

The Governors are represented by nine states - Tennessee (Kamarie Coffey, Codey Bates, Jacob Roberts), North Carolina (Stone-Carrawell, Ware), New York (Durugordon, Kelechi Okworogwo), New Jersey (Elijah Perkins, Rodrique Massenat), Texas (Calderon), Maryland (Guy Fauntleroy), Illinois (Robinson), Alabama (Nathan Moore), and Georgia (Copeland).

Paez, from Venezuela, is the team's lone international player. Austin Peay has had a player from outside of the United States on its roster every season dating back to the 2013-14 campaign.

**Austin Peay is...**

- 5-1 when leading with five minutes to play in regulation;
- 6-2 when leading with two minutes to play in regulation;
- 5-0 when shooting a higher field goal percentage than its opponent;
- 5-2 when shooting 40 percent or better;
- 6-2 when its opponent shoots under 50 percent;
- 5-1 when outrebounding its opponent;
- 3-1 when making 10 or more 3-pointers;
- 5-1 when making more free throws than its opponent;
- 4-1 when making 15 or more free throws;
- 4-1 when recording more assists than its opponent;
- 3-0 when recording 15 or more assists;
- 3-0 when scoring more points in the paint than its opponent;

**Streaks**

Austin Peay has won at least three-consecutive games:

- in the Dunn Center
- on Mondays
- leading with two minutes to play in regulation
- shooting a higher field goal percentage than its opponent
- outrebounding its opponent
- recording more offensive rebounds than its opponent
- making more 3-pointers than its opponent
- making 15 or more free throws
- recording 15 or more assists
- scoring more bench points than its opponent
- scoring more points in the paint than its opponent
- scoring more second chance points than its opponent



*Barry Gresham (right) serves as the play-by-play voice for all ESPN+ broadcasts inside the Winfield Dunn Center, while Bob Belvin is the analyst.*

All Austin Peay men's basketball games inside the Dunn Center are televised online on ESPN+.

Gresham enters his 12th season as Austin Peay's ESPN+ play-by-play voice in 2022-23. He is also an assistant professor in the university's Department of Communication and is the coordinator of the Sports Communication concentration. Under Gresham's supervision, student sports productions has received eight awards from the Ohio Valley Conference, including twice the Program of Excellence Award. Gresham's play-by-play broadcasts were honored three times with the OVC's Professionalism in Announcing Award. Gresham began his broadcasting career in 1986 and previously served as a play-by-play announcer for Western Kentucky, SEMO, Tennessee State, Sirius Satellite Radio, and Comcast Sports Southeast.

Belvin enters his second season as Austin Peay's analyst in 2022-23. He also serves as an analyst on ESPN+ for the ASUN, OVC, and Conference USA.

#### **How do I subscribe to ESPN+?**

Fans sign up to ESPN+ for just \$6.99 a month (or \$69.99 per year) at ESPN.com, ESPNplus.com or on the ESPN App (mobile and connected devices). It is also available as part of The Disney Bundle that gives subscribers access to Disney+, ESPN+ and Hulu for \$13.99/month (Hulu w/ads) or \$19.99/month (Hulu w/o ads).

#### **Where can I watch ESPN+ with my subscription?**

A subscriber can watch ESPN+ by visiting ESPN.com or ESPNplus.com or downloading the ESPN App (mobile and connected devices).

#### **Can I watch non-Austin Peay events with my ESPN+ subscription?**

Programming on ESPN+ includes exclusive UFC events, hundreds of MLB and NHL games, college sports (including football, basketball and nearly a dozen other sports from 20 conferences), top domestic and international soccer (LaLiga, Bundesliga, Serie A, FA Cup, MLS, Copa Del Rey, EFL Championship, Carabao Cup, Eredivisie, and more), Golf (coverage from PGA Tour, The Masters and PGA Championship), Top Rank Boxing, Grand Slam tennis, international and domestic rugby and cricket, exclusive ESPN+ Original series and studio shows (including ESPN+ NFL PrimeTime, Peyton's Places, Stephen A's World, SportsNation, The Fantasy Show, Why Not Us, America's Caddie, Detail, ESPN FC, Bettor Days, Our Time, The Ultimate Fighter, Dana White's Contender Series, and many more), plus exclusive access to the entire library of ESPN's award-winning 30 for 30 films.

## GOVERNORS SPORTS NETWORK



*Brian Rives (right) serves as the primary play-by-play voice of the Governors, while Ethan Schmidt is the analyst.*

The flagship radio station of the Governors Sports Network, ESPN Clarksville 104.1 FM/540 AM, carries every broadcast during the season. Broadcasts are also available on your computer or mobile device through TuneIn.com or the TuneIn app.

The Governors Sports Network allows Austin Peay fans throughout Middle and West Tennessee and Western Kentucky to catch the Governors on their radio. Every preseason, regular season and postseason contest for Austin Peay will be available during the season. The Governors Sports Network provides a highly efficient way to reach multiple demographics and an attentive audience through a single partnership. The Governors Sports Network is able to offer both local and regional exposure during the official pregame shows, play-by-play broadcast and postgame show.

Rives enters his fifth season as Austin Peay's play-by-play voice for the Governors Sports Network in 2022-23 and his 17th season overall with the network. He also handles the play-by-play for the Austin Peay football team.

Schmidt enters his second season as Austin Peay's analyst for the Governors Sports Network in 2022-23.

Governors Gameday, the Austin Peay pregame show, begins 30 minutes prior to tip-off. The Governors Wrap-Up Show starts immediately after the final whistle and includes interviews with Austin Peay head coach Nate James and select players.

ONE FINAL RUN IN THE DUNN

The 2022-23 campaign marks the final season for Austin Peay in the Dunn Center before moving to F&M Bank Arena.

The Dunn Center has been home to the Governors since it opened in 1975. Considered one of the top mid-major facilities in the south, it has evolved into one of the more intimidating basketball courts in the ASUN Conference.

The 132,000 square-foot complex, officially named the Winfield Dunn Health and Physical Education Building and Convocation Complex in honor of Governor Dunn, was built for \$5.3 million when construction started in February 1973. The dominating edifice on the northwest corner of the Austin Peay campus is over seven stories tall with 78 feet separating the top of the building from its Permaflex playing surface. The Dunn Center, which was nicknamed "The House that Fly Built" upon completion, replaced the Memorial Gymnasium, affectionately called "The Little Red Barn," which served as the Governors home court from 1952 until the Dec. 1, 1975 tip-off.

On Jan. 16, 1988, the basketball arena contained within the Dunn Center was named Dave Aaron Arena in honor of the school's former athletics director, football coach and then all-time winningest basketball coach. In Summer 2007, the playing surface was named "Dave Loos Court" in honor of the longtime Governors basketball coach who surpassed Aaron's win total during the previous season.

The Dunn Center is the home court for Governors' men's and women's basketball and volleyball programs. It also serves as an indoor practice facility for the athletic department's other sports when inclement weather prevents use of their respective outdoor facility. In addition, the University's graduations are held in the facility and it is host to area high school graduations each May, in addition to programs for the Clarksville-Montgomery County School Systems.

On the ground floor, the Dunn Center houses the men's and women's basketball offices on the north end; locker rooms for Austin Peay soccer, volleyball, softball, men's basketball, women's basketball and men's cross country, in addition to the training facility and softball offices on the east; facilities, concessions, ticket booths and the Hall of Fame display cases in the south; and the Dunn Center Weight Room and storage facilities on the west side. The second floor hosts the university's Health and Human Performances offices and classrooms (east side); the David P. Roe Athletic Academic Services Center (south) and the administrative office space, including the ticket office, on the west side. The third floor contains office space for women's golf and Peak Sports Management (east side) and soccer (west side) as well as large spaces for workouts or hosting small gatherings.

The Dave Aaron Arena space has undergone extensive renovations since 2004. By the end of Summer 2013, the entire facility had been revamped with new seating, a new playing surface, new scoreboards and a spectacular new video board. The David P. Roe Athletic Academic Services Center was constructed in 2006 under the seats located on the second floor of the south end. The Governors weight room also has been extensively remodeled. The court was repainted in Summer 2019 to its current design.

**Dunn Center Timeline**

1973	Construction begins in February
Dec. 1, 1975	Austin Peay plays first basketball game at Dunn Center, defeating Old Dominion, 78-73.
Jan. 16, 1988	Basketball arena named "Dave Aaron Arena"
Sept. 23, 1992	President George H.W. Bush becomes first sitting president to speak in Dunn Center
Fall 2004	First floor bleacher seating replaced with cushioned telescopic seating. First video boards installed.
March 17, 2004	Austin Peay defeats Belmont in opening round of NIT, the first national post season tournament game hosted at the Dunn Center
Summer 2006	David P. Roe Athletic Academic Services Center constructed
Summer 2007	Basketball court named "Dave Loos Court"; second-floor chairback seating replaced with cushioned stadium seats
Summer 2012	Original basketball court floor removed, replaced with PermaFlex flooring system
Summer 2013	Scoreboard and video boards replaced; Daktronics scoreboards, video boards and 13 scoring tables installed
Winter 2014	Men's Basketball locker room named "Don Jenkins Locker Room"
Summer 2019	Court surface repainted with updated, modern scheme

**THE GOVERNORS IN THE DUNN CENTER**

Season	W-L	Pct	Coach
1975-76	13-0	1.000	Kelly
1976-77	13-1	.929	Kelly
1977-78	9-3	.750	Thompson
1978-79	7-7	.500	Thompson
1979-80	6-7	.463	Bargatze
1980-81	7-6	.538	Bargatze
1981-82	4-7	.364	Bargatze
1982-83	7-3	.700	Bargatze
1983-84	9-6	.600	Jackson
1984-85	5-7	.417	Jackson
1985-86	12-2	.860	Kelly
1986-87	9-3	.750	Kelly
1987-88	8-3	.727	Kelly
1988-89	11-3	.786	Kelly
1989-90	4-6	.400	Kelly
1990-91	8-6	.571	Loos
1991-92	10-2	.833	Loos
1992-93	5-7	.417	Loos
1993-94	9-3	.750	Loos
1994-95	7-5	.583	Loos
1995-96	8-4	.667	Loos
1996-97	12-2	.857	Loos
1997-98	11-2	.846	Loos
1998-99	8-4	.667	Loos
1999-00	10-3	.769	Loos
2000-01	11-1	.916	Loos
2001-02	9-4	.692	Loos
2002-03	14-0	1.000	Loos
2003-04	13-0	1.000	Loos
2004-05	7-5	.583	Loos
2005-06	11-2	.846	Loos
2006-07	13-2	.867	Loos
2007-08	13-1	.927	Loos
2008-09	9-5	.643	Loos
2009-10	11-4	.733	Loos
2010-11	10-3	.769	Loos
2011-12	8-5	.615	Loos
2012-13	5-8	.385	Loos
2013-14	8-6	.571	Loos
2014-15	6-7	.462	Loos
2015-16	7-7	.500	Loos
2016-17	5-8	.385	Loos
2017-18	12-6	.667	Figger
2018-19	13-5	.722	Figger
2019-20	14-0	1.000	Figger
2020-21	8-5	.615	Figger
2021-22	6-5	.545	James
2022-23	4-2	.667	James
<b>Totals</b>	<b>429-193</b>	<b>.690</b>	

**Quick Facts**

Playing Surface:	PermaFlex
Capacity:	7,257
First Game:	Dec. 1, 1975 Austin Peay def. Old Dominion (78-73)
Daktronics Video Display System:	4 video screens (9½ x 16 feet) Center-hung Ring (2½ feet tall, 17 foot diameter)



## BENCHMARKS

- Acoustical Ceiling Tile Dropping is Complete for the Suite Level
- Roof Punch Walk was This Week
  - Roofers Completed Rib Installation Earlier this Week
- Spider Lifts were Removed from Concourse Level on Monday
- DAU HVAC Units are Up and Running
- Counters and Caulking Complete on the Suite Level in Restrooms
- Stalls for Showers Complete in APSU Area

*Weekly Highlights*

**CENTER-HUNG INSTALLATION WILL COMPLETE BY SUNDAY**

---

**BUILDING IS NOW LOCKED EVERY NIGHT FOR SAFETY**

---

**CONCOURSE SECTION SIGNS ARE INSTALLED ON SOFFIT**



F&M BANK ARENA

DECEMBER 16, 2022

F&M BANK ARENA

# WORK IN PROGRESS



1

- 1 APSU Locker Room Shower Areas are Finishing Out
- 2 All Pipe Labeling and Directions are Nearing Completion
- 3 Center-Hung LED Panels, Ready for Installation in Main Arena
- 4 APSU Locker Room Game-Clock Installations Underway

ACT Dropping is Underway on Event Level

Rubber Floor Installation is Underway

Fire Alarm Testing Continues in Prep for Fire Marshal Walk Next Week

Exterior Pole Lights are Installing on Street Areas of Site

Security Camera Install is Ongoing at Concourse, Suite, and Event Levels

Netting Installation is Nearing Completion in the Ford Ice Center



2



3



4

THE CENTER-HUNG SCOREBOARD WORK IS COMPLETING THIS WEEKEND, WITH THE DASHER-BOARD INSTALLATION COMPLETING AS WELL. SITE LOGISTICS CONTINUE TO BE A PRIMARY EFFORT FOR THE CONSTRUCTION MANAGEMENT TEAM AS THE ARENA PROJECT MOVES TOWARD ITS CERTIFICATE OF OCCUPANCY.



DECEMBER 16, 2022

F&M BANK ARENA

# NEXT STEPS



★ Ice Will be Built the weeks of Dec 19th and 26th

- Generator Load Bank Testing & Commissioning Next Week
- Food Service for Concourse Level to Complete Next Week
- Fire Marshal will be on Site Wed and Thu of Next Week
- Rubber Flooring to Continue into Area D of Event Level
- Kitchen Equipment is to be Installed after Floors Complete
- Carpet to Complete on Suite after Delivery of all Material



FORD ICE CENTER



REAR WALL OF EAST CONCOURSE BAR AREA



FORD ICE RESTROOMS



APSU WOMEN'S LOCKERS

Weekly Updates provided for the Montgomery County Event Center Project by **Commonwealth Development Group, Inc.** Your Idea. We make it happen. / [www.cdgt.com](http://www.cdgt.com)



TERRY TAYLOR IN THE NBA

# TERRY TAYLOR 21

POSITION: FORWARD  
 HEIGHT: 6-5  
 WEIGHT: 230 LBS.  
 YEARS PRO: 1  
 COLLEGE: AUSTIN PEAY  
 BORN: 9/23/99 IN BOWLING GREEN, KENTUCKY  
 ACQUIRED: SIGNED, 4/7/22  
 TWITTER: @TerryTaylor21

### CAREER HIGHS REGULAR SEASON

MIN: ..... 38, vs. CHI, 2/4/22  
 FGM: ..... 10, vs. ORL, 2/2/22  
 FGA: ..... 17, vs. CHI, 2/4/22  
 3-pt FGM: ..... 3, vs. DET, 4/3/22  
 3-pt FGA: ..... 4, vs. DET, 4/3/22  
 ..... vs. PHI, 4/5/22  
 FTM: ..... 4, vs. DEN, 3/30/22  
 FTA: ..... 6, vs. DEN, 3/30/22  
 OR: ..... 8, vs. CHI, 2/4/22  
 ..... vs. DEN, 3/20/22  
 DR: ..... 10, vs. ORL, 2/2/22  
 TR: ..... 16, vs. ORL, 2/2/22  
 AST: ..... 5, vs. CHI, 2/4/22  
 ST: ..... 2, Three times  
 ..... Last: vs. DEN, 3/30/22  
 TO: ..... 3, vs. CHI, 2/4/22  
 ..... vs. SAC, 3/23/22  
 BKS: ..... 2, at DAL, 1/29/22  
 PTS: ..... 24, vs. ORL, 2/2/22



TERRY TAYLOR IN THE NBA

THE PLAYERS



IN THE REGULAR SEASON, THE LAST TIME TERRY ...

- ...MISSED A GAME  
due to Coach's Decision: at San Antonio, 3/12/22
- ...SCORED 20+ POINTS  
21, vs. Chicago, 2/4/22
- ...RECORDED A DOUBLE-DOUBLE  
21 points, 14 rebounds, vs. Chicago, 2/4/22
- ...RECORDED 10+ REBOUNDS  
10, at Atlanta, 2/8/22



REGULAR SEASON MISCELLANEOUS TOTALS

- ...GAMES WITH:  
20+ points - 2  
10+ points - 17  
10+ rebounds - 3
- ...DOUBLE-DOUBLES: 2

STATISTICS

REGULAR SEASON		3-POINT																		
YR	G-CS	MIN	FGM-FGA	PCT	FGM-FGA	PCT	FTM-FTA	PCT	OR	DR	TR	AVG	AST	PF-DQ	ST	TO	BKS	PTS	AVG	
2021-22	IND	33-7	714	135-220	.614	12-38	.316	36-51	.706	95	77	172	5.2	4.1	61-1	14	23	8	318	9.6

2021-22

After competing with the Pacers during Training Camp and the preseason, Taylor began the season with the Fort Wayne Mad Ants in the NBA G League before he was signed to a two-way contract Dec. 15...He scored his first NBA points as he finished with four against Charlotte, 1/26...Saw his first significant action in the road win at Oklahoma City, 1/28, as he sparked the Pacers with eight points and five rebounds in eight minutes off the bench...Scored in double figures for the first time with 15 points to go with eight rebounds in the win over the Clippers, 1/31...Posted his best outing of the season with 24 points and 16 rebounds against Orlando, 2/2...His 16 rebounds were the most by an undrafted first-year player in Pacers NBA franchise history...Finished with 21 points, 14 rebounds and a season-high five assists against Chicago, 2/4...Scored in double figures in 17 games, including two with 20 or more, and posted two double-doubles...Signed a standard contract with Indiana April 7...Made 11 starts for the Mad Ants during NBA G League play and averaged 19.5 points, a league-leading 12.1 rebounds per game, 1.1 steals and 1.3 blocks per game...He also shot 68 percent from the field.

COLLEGE

Completed his decorated college career ranked first in Austin Peay's program history in points (2,507), first in field goals made (967), fourth in field goal percentage (.536), third in free throws (420), first in offensive rebounds (515), second in total rebounds (1,248) fourth in blocks (132) and first in minutes played (4,370)...Was named Ohio Valley Conference Player of the Year twice after his junior and senior seasons, earned First Team All-Conference honors four times and started all 127 of his appearances while averaging 19.7 points, 9.8 rebounds, 1.4 assists and 1.1 blocks per game...**2020-21:** Named the OVC Player of the Year for the second straight season, Taylor averaged 21.6 points, 11.1 rebounds, 1.6 assists and 1.2 steals in 27 points...Shot 52.1 percent from the field and a career-best 79.4 percent from the foul line...Posted double-doubles in 20 of his 27 games...Set season highs with 38 points and 17 rebounds in Austin Peay's win at Eastern Illinois, 1/9...**2019-20:** Earned First Team All-Conference honors for the third consecutive year and was named the OVC Player of the Year after averaging 21.8 points, 11.0 rebounds, 1.4 assists and 1.3 steals per game over 33 starts...Topped the 30-point scoring mark five times and recorded 20 or more points 20 times...Pulled down 10 or more rebounds 19 times with 18 double-doubles...Finished with 26 points and a career-high 23 rebounds at Belmont, 2/8...**2018-19:** Earned All-Conference honors for the second straight season as he averaged 20.5 points, 8.9 rebounds, 1.7 assists and 1.1 steals per game...Shot 53.1 percent from the field and 74.1 percent from the free throw line...Scored 20 or more points 18 times with six games with 30 or more...Posted his best marks of the year as he scored a career-high 42 points - the second-highest total in school history - to go with 18 rebounds in a win at Morehead State, 2/16...**2017-18:** Earned Ohio Valley Conference Freshman of the Year and First Team All-Conference honors during his first year on campus...Averaged 15.6 points and 8.6 rebounds per game while shooting 54.1 percent from the field and 43.2 percent from 3-point range...His 291 rebounds were an Austin Peay freshman record, and his 530 points is second all-time by a freshman...Scored 30+ points twice and 30 or more points eight times...Finished with 14 games with 10 or more rebounds with 12 double-doubles.

PERSONAL

Born Sept. 23, 1999, in Bowling Green, Kentucky, to Tocarro Taylor...Has one brother, Christopher...Graduated from Austin Peay University with a degree in social work...Was named First-Team All-State at Bowling Green High School and was selected as a Kentucky Junior-Senior All-Star Game participant.

## 2022-23 ROSTER



## NUMERICAL ROSTER

No.	Name	Pos.	Ht.	Wt.	Yr.	Hometown/High School/Previous School
0	Sean Durugordon	F	6-5	220	R-So.	Harlem, N.Y./Putnam Science Academy (Conn.)/Missouri
1	Carlos Paez	G	5-10	180	Sr.	Naguanagua, Venezuela/Sunrise Christian Academy (Kan.)
2	Elijah Perkins	G	6-4	190	Fr.	Middletown, N.J./Camden
3	Caleb Stone-Carrawell	F	6-7	210	R-So.	Concord, N.C./Cox Mill/Charlotte
4	Elijah Hutchins-Everett	C	6-11	255	So.	Orange, N.J./Putnam Science Academy (Conn.)
5	Drew Calderon	G	6-4	190	So.	The Woodlands, Texas/College Park
10	Guy Fauntleroy	G	5-10	170	Fr.	Prince George's County, Md./Olympus Prep Academy (N.J.)
11	Rodrique Massenat	G	6-5	200	Jr.	Trenton, N.J./Trenton Catholic Academy/National Park College
12	Shon Robinson	F	6-9	225	R-So.	Chicago, Ill./Eduprize/San Jose State
14	Nathan Moore	F	6-9	220	R-Jr.	Huntsville, Ala./Huntsville/Wallace State Community College
20	Codey Bates	G	6-2	210	Sr.	Memphis, Tenn./Southwind
22	Kamarie Coffey	G	6-7	200	So.	Clarksville, Tenn./West Creek/Columbia State Community College
23	Kelechi Okworogwo	F	6-6	210	Fr.	Bronx, N.Y./Westminster School (Conn.)
24	Jalen Ware	F	6-8	200	R-So.	Winston-Salem, N.C./Walkertown/Tallahassee Community College
41	Cameron Copeland	F	6-7	190	Sr.	Douglasville, Ga./Douglas County/College of Charleston
42	Jacob Roberts	G	6-4	210	So.	Memphis, Tenn./White Station

## ALPHABETICAL ROSTER

No.	Name	Pos.	Ht.	Wt.	Yr.	Hometown/High School/Previous School
20	Codey Bates	G	6-2	210	Sr.	Memphis, Tenn./Southwind
5	Drew Calderon	G	6-4	190	So.	The Woodlands, Texas/College Park
22	Kamarie Coffey	G	6-7	200	So.	Clarksville, Tenn./West Creek/Columbia State Community College
41	Cameron Copeland	F	6-7	190	Sr.	Douglasville, Ga./Douglas County/College of Charleston
0	Sean Durugordon	F	6-5	220	R-So.	Harlem, N.Y./Putnam Science Academy (Conn.)/Missouri
10	Guy Fauntleroy	G	5-10	170	Fr.	Prince George's County, Md./Olympus Prep Academy (N.J.)
4	Elijah Hutchins-Everett	C	6-11	255	So.	Orange, N.J./Putnam Science Academy (Conn.)
11	Rodrique Massenat	G	6-5	200	Jr.	Trenton, N.J./Trenton Catholic Academy/National Park College
14	Nathan Moore	F	6-9	220	R-Jr.	Huntsville, Ala./Huntsville/Wallace State Community College
23	Kelechi Okworogwo	F	6-6	210	Fr.	Bronx, N.Y./Westminster School (Conn.)
1	Carlos Paez	G	5-10	180	Sr.	Naguanagua, Venezuela/Sunrise Christian Academy (Kan.)
2	Elijah Perkins	G	6-4	190	Fr.	Middletown, N.J./Camden
42	Jacob Roberts	G	6-4	210	So.	Memphis, Tenn./White Station
12	Shon Robinson	F	6-9	225	R-So.	Chicago, Ill./Eduprize/San Jose State
3	Caleb Stone-Carrawell	F	6-7	210	R-So.	Concord, N.C./Cox Mill/Charlotte
24	Jalen Ware	F	6-8	200	R-So.	Winston-Salem, N.C./Walkertown/Tallahassee Community College


## COACHING STAFF

Head Coach: Nate James (Duke, 2001) - 2nd  
 Associate Head Coach: Brett Carey (UNC Asheville, 2001) - 2nd  
 Assistant Coach: Jason Harris (Fordham, 2001) - 2nd  
 Assistant Coach: Carl Little (Liberty, 2010) - 2nd

## SUPPORT STAFF

Director of Operations: Stephen Peoples (Pensacola Christian College, 2010) - 1st  
 Graduate Assistant: Luke Trondson (Ohio State, 2022) - 1st  
 Special Assistant to the Head Coach: Clint Ham (Austin Peay, 2018) - 6th  
 Director of Sports Performance: Robert Harris (Kentucky State, 2009) - 1st  
 Athletic Trainer: Kate Allen (VCU, 2019) - 1st

TV/RADIO ROSTER



**0 • Sean Durugordon**  
R-So. • F • 6-5 • 220  
Harlem, N.Y.  
Missouri

@durugordon  
 @sdurugordon



**1 • Carlos Paez**  
Sr. • G • 5-10 • 180  
Naguanagua, Venezuela  
Sunrise Christian Academy (Kan.)

@iamchino08  
 @iamchino08



**2 • Elijah Perkins**  
Fr. • G • 6-4 • 190  
Middletown, N.J.  
Camden High School

@\_ElijahPerkins4  
 @elijahperkins21



**3 • Caleb Stone-Carrawell**  
R-So. • F • 6-7 • 210  
Concord, N.C.  
Charlotte

@CCarrawell  
 @nolimitstonecarrawell



**4 • Elijah Hutchins-Everett**  
So. • C • 6-11 • 255  
Orange, N.J.  
Putnam Science Academy (Conn.)

@ElijahHEverett8  
 @\_thatboy.e



**5 • Drew Calderon**  
So. • G • 6-4 • 190  
The Woodlands, Texas  
College Park High School

@DrewCalderon\_  
 @drewcalderon3



**10 • Guy Fauntleroy**  
Fr. • G • 5-10 • 170  
Prince George's County, Md.  
Olympus Prep Academy (N.J.)

@omgguyy  
 @guyf.10



**11 • Rodrique Massenat**  
Jr. • G • 6-5 • 200  
Trenton, N.J.  
National Park (Ark.) College

@rodriquemassen1  
 @petite\_--

**ROSTER BY CLASS**

Seniors (3)  
Carlos Paez.....Naguanagua, Venezuela  
Codey Bates.....Memphis, Tenn.  
Cameron Copeland.....Douglasville, Ga.

Juniors (2)  
Nathan Moore.....Huntsville, Ala.  
Rodrique Massenat.....Trenton, N.J.

Sophomores (8)  
Sean Durugordon.....Harlem, N.Y.  
Caleb Stone-Carrawell.....Concord, N.C.  
Shon Robinson.....Chicago, Ill.  
Jalen Ware.....Winston-Salem, N.C.  
Elijah Hutchins-Everett.....Orange, N.J.  
Drew Calderon.....The Woodlands, Texas  
Kamarie Coffey.....Clarksville, Tenn.  
Jacob Roberts.....Memphis, Tenn.

Freshmen (3)  
Elijah Perkins.....Middletown, N.J.  
Guy Fauntleroy.....Prince George's County, Md.  
Kelechi Okworogwo.....Bronx, N.Y.

TV/RADIO ROSTER



**12 • Shon Robinson**  
R-So. • F • 6-9 • 225  
Chicago, Ill.  
San Jose State

@shon.rob



**14 • Nathan Moore**  
R-Jr. • F • 6-9 • 220  
Huntsville, Ala.  
Wallace State (Ala.) Community College

@nrmoore30\_  
 @nrmoore30



**20 • Codey Bates**  
Sr. • G • 6-2 • 210  
Memphis, Tenn.  
Southwind High School

@\_thecodeybates



**22 • Kamarie Coffey**  
So. • G • 6-7 • 200  
Clarksville, Tenn.  
West Creek High School

@ucg\_mari22  
 @kamarie.coffey



**23 • Kelechi Okworogwo**  
Fr. • F • 6-6 • 210  
Bronx, N.Y.  
Westminster School (Conn.)

@lechayyy  
 @lechiiii\_



**24 • Jalen Ware**  
R-So. • F • 6-8 • 200  
Winston-Salem, N.C.  
Tallahassee (Fla.) Community College

@Jay24Ware  
 @jware\_24



**41 • Cameron Copeland**  
Sr. • F • 6-7 • 190  
Douglasville, Ga.  
College of Charleston

@iamcamcopeland  
 @iamcamcopeland



**42 • Jacob Roberts**  
So. • G • 6-4 • 210  
Memphis, Tenn.  
White Station High School

@3ricroberts  
 @3ric.roberts

**PRONUNCIATION GUIDE**

Name	Hometown
Sean Durugordon (doo-roo-gordon)	
Carlos Paez (Pie-ez)	Naguanagua (nah-gwa nah-gwa), Venezuela
Guy Fauntleroy (Font-luh-roy)	
Rodrique Massenat (mass-eh-net)	
Kamarie (kuh-mahr-ee) Coffey	
Kalechi (kuh-leh-chee) Okworogwo (Oh-krow-row-grow)	

TV/RADIO ROSTER



**Nate James**  
Head Coach

@RealNateJames

@realnatejames



**Brett Carey**  
Associate Head Coach



**Jason Harris**  
Assistant Coach

@APSUCoachJH3

@jhbasketballlll



**Carl Little**  
Assistant Coach

@CoachCL\_APSU



**Stephen Peoples**  
Director of Operations

@CoachSPeoples


@coachspeoples



**Robert Harris**  
Director of Sports Performance

@RobStrong621

@robstrongap



**Luke Trondson**  
Graduate Assistant

@luke\_trondson

@luke\_trondson



**Clint Ham**  
Special Assistant to the Head Coach

@clintonham87

@hambone1987



**Kate Allen**  
Athletic Trainer

## HEAD COACH NATE JAMES

**THE JAMES FILE**

Born: Aug. 7, 1977

Hometown: Detroit, Mich.

High School: Saint John's Catholic Prep (Md.), 1996

College: Bachelor's Degree in Sociology with a Minor in African American Studies, Duke, 2001

Family: Wife, Bobbi, two children, Nathaniel III, Michael

**CAREER HIGHLIGHTS AND AWARDS**As Player:

Dutch League champion (2006)

Bosnian and Herzegovinan League champion (2004)

Bosnian and Herzegovinan Cup champion (2004)

Hungarian League champion (2004)

Hungarian Cup champion (2004)

NCAA champion (2001)

Third Team All-ACC (2001)

As Assistant Coach:

NCAA champion (2010, 2015)

ACC Tournament Champion (2009, 2010, 2011, 2017, 2019)

**JAMES THROUGH THE YEARS**

<u>Season</u>	<u>School</u>	<u>Position</u>	<u>W-L</u>	<u>Conf.</u>	<u>Postseason</u>
2022-23	Austin Peay	Head Coach	6-7	0-0	-
2021-22	Austin Peay	Head Coach	12-17	8-10	-
2020-21	Duke	Associate Head Coach	13-11	9-9	-
2019-20	Duke	Associate Head Coach	25-6	15-5	-
2018-19	Duke	Associate Head Coach	32-6	14-4^	NCAA Elite 8
2017-18	Duke	Assistant Head Coach	29-8	13-5	NCAA Elite 8
2016-17	Duke	Assistant Head Coach	28-9	11-7^	NCAA Second Round
2015-16	Duke	Assistant Head Coach	25-11	11-7	NCAA Sweet 16
2014-15	Duke	Assistant Head Coach	35-4	15-13	NCAA Champion
2013-14	Duke	Assistant Head Coach	26-9	13-5	NCAA Second Round
2012-13	Duke	Assistant Head Coach	30-6	14-4	NCAA Elite 8
2011-12	Duke	Assistant Head Coach	27-7	13-3	NCAA First Round
2010-11	Duke	Assistant Head Coach	32-5	13-3^	NCAA Sweet 16
2009-10	Duke	Assistant Head Coach	35-5	13-3*^	NCAA Champion
2008-09	Duke	Strength and Conditioning Coach	30-7	11-5^	NCAA Sweet 16
2000-01	Duke	Player	35-4	13-3*^	NCAA Champion
1999-2000	Duke	Player	29-5	15-1•^	NCAA Sweet 16
1998-99	Duke	Player	37-2	16-0•^	NCAA Runner-Up
1997-98	Duke	Player	32-4	15-1•	NCAA Elite 8
1996-97	Duke	Player	24-9	12-4•	NCAA Second Round

**Totals at Austin Peay (Head Coach)****18-24 8-10**

Totals at Duke (Strength and Conditioning/Assistant/Associate Head Coach) 367-94 165-73

Totals at Duke (Player) 157-24 71-9

• Regular season conference champion; \* Regular season conference co-champion; ^ Conference tournament champion

## NBA DRAFT PICKS COACHED BY NATE JAMES

Yr.	Rd.	Pick	Name	Pos.	Ht.	Wt.	Yr.	Draft Team
2022	1	26	Wendell Moore, Jr.	F	6-5	213	Jr.	Dallas Mavericks
2021	1	20	Jalen Johnson	F	6-9	220	Fr.	Atlanta Hawks
2020	2	32	Vernon Carey, Jr.	F	6-9	270	Fr.	Charlotte Hornets
2020	2	41	Tre Jones	G	6-2	185	So.	San Antonio Spurs
2020	2	54	Cassius Stanley	G	6-6	193	Fr.	Indiana Pacers
2019	1	1	Zion Williamson	F	6-6	284	Fr.	New Orleans Pelicans
2019	1	3	R.J. Barrett	G	6-7	202	Fr.	New York Knicks
2019	1	10	Cam Reddish	G	6-8	218	Fr.	Atlanta Hawks
2018	1	2	Marvin Bagley III	F	6-11	235	Fr.	Sacramento Kings
2018	1	7	Wendell Carter, Jr.	F	6-10	265	Fr.	Chicago Bulls
2018	1	21	Grayson Allen	G	6-4	198	Sr.	Utah Jazz
2018	2	37	Gary Trent, Jr.	G	6-5	205	Fr.	Sacramento Kings
2017	1	3	Jayson Tatum	F	6-8	210	Fr.	Boston Celtics
2017	1	12	Luke Kennard	G	6-5	206	So.	Detroit Pistons
2017	1	20	Harry Giles	F	6-11	240	Fr.	Portland Trail Blazers
2017	2	31	Frank Jackson	G	6-3	205	Fr.	Charlotte Hornets
2016	1	2	Brandon Ingram	F	6-7	190	Fr.	Los Angeles Lakers
2015	1	3	Jahlil Okafor	C	6-11	275	Fr.	Philadelphia Sixers
2015	1	10	Justise Winslow	F	6-6	222	Fr.	Miami Heat
2015	1	24	Tyus Jones	G	6-1	196	Fr.	Cleveland Cavaliers
2014	1	2	Jabari Parker	F	6-8	245	Fr.	Milwaukee Bucks
2014	1	23	Rodney Hood	F	6-8	205	So.	Utah Jazz
2013	1	22	Mason Plumlee	F	6-11	254	Sr.	Brooklyn Nets
2013	2	48	Ryan Kelly	F	6-11	230	Sr.	Los Angeles Lakers
2012	1	10	Austin Rivers	G	6-4	200	Fr.	New Orleans Pelicans
2012	1	26	Miles Plumlee	C	6-11	249	Sr.	Indiana Pacers
2011	1	1	Kyrie Irving	G	6-2	191	Fr.	Cleveland Cavaliers
2011	1	21	Nolan Smith	G	6-2	190	Sr.	Portland Trail Blazers
2011	2	33	Kyle Singler	F	6-8	228	Sr.	Detroit Pistons
2009	1	12	Gerald Henderson	G	6-5	215	Jr.	Charlotte Hornets

## AROUND THE ASUN

## PRESEASON HONORS

## ALL-ASUN TEAM

*Darius McGhee, Liberty, Sr., G
*Kevion Nolan, Jacksonville, Sr., G
*Ahsan Asadullah, Lipscomb, Sr., C
Camren Hunter, Central Arkansas, So., G
Michael Moreno, Eastern Kentucky, Jr., F
Chase Johnston, FGCU, Jr., G
Chris Youngblood, Kennesaw State, Jr., G
Kyle Rode, Liberty, Sr., F
Carter Hendricksen, North Florida, Sr., F
Jose Placer, North Florida, Jr., G

\* - unanimous selection

## Player of the Year

Darius McGhee, Liberty, Sr., G

## Defensive Player of the Year

Justin Betz, Bellarmine, Gr., G

## Coaches Poll

Place	Team (1st-Place Votes)	Points
1.	Liberty (10)	192
2.	Jacksonville (3)	171
3.	Jacksonville State	148
4.	Florida Gulf Coast	136
5.	North Florida (1)	127
6.	Lipscomb	116
6.	Bellarmine	116
8.	Kennesaw State	108
9.	Austin Peay	88
10.	Eastern Kentucky	87
11.	Central Arkansas	52
12.	Stetson	50
13.	Queens	42
14.	North Alabama	37

## Media Poll

Place	Team (1st-Place Votes)	Points
1.	Liberty (20)	402
2.	Jacksonville (8)	365
3.	Jacksonville State	335
4.	Florida Gulf Coast	331
5.	Bellarmine	270
6.	Kennesaw State	244
7.	North Florida	207
8.	Lipscomb (1)	202
9.	Austin Peay (1)	189
10.	Eastern Kentucky	186
11.	Central Arkansas	159
12.	North Alabama	101
13.	Stetson	89
14.	Queens	70

## STANDINGS

SCHOOL	CONFERENCE						OVERALL					
	GP	W-L	PCT	PF	PA	GP	W-L	PCT	PF	PA	L10	STRK
Florida Gulf Coast	0	0-0	0.000	0	0	13	10-3	0.769	943	865	8-2	Won 3
Queens	0	0-0	0.000	0	0	13	10-3	0.769	1042	920	8-2	Won 1
Liberty	0	0-0	0.000	0	0	13	9-4	0.692	996	795	7-3	Won 3
Jacksonville	0	0-0	0.000	0	0	11	7-4	0.636	726	648	7-3	Lost 1
Kennesaw State	0	0-0	0.000	0	0	13	8-5	0.615	932	860	6-4	Lost 1
Lipscomb	0	0-0	0.000	0	0	13	8-5	0.615	1011	899	6-4	Won 1
North Alabama	0	0-0	0.000	0	0	13	8-5	0.615	996	925	5-5	Won 2
Eastern Kentucky	0	0-0	0.000	0	0	13	7-6	0.538	1053	953	6-4	Won 2
Jacksonville State	0	0-0	0.000	0	0	13	7-6	0.538	969	937	6-4	Won 1
<b>Austin Peay</b>	<b>0</b>	<b>0-0</b>	<b>0.000</b>	<b>0</b>	<b>0</b>	<b>13</b>	<b>6-7</b>	<b>0.462</b>	<b>891</b>	<b>898</b>	<b>5-5</b>	<b>Lost 2</b>
Stetson	0	0-0	0.000	0	0	11	5-6	0.455	819	784	4-6	Lost 3
Central Arkansas	0	0-0	0.000	0	0	12	5-7	0.417	897	940	4-6	Lost 3
North Florida	0	0-0	0.000	0	0	12	5-7	0.417	896	923	5-5	Won 2
Bellarmine	0	0-0	0.000	0	0	13	5-8	0.385	884	830	3-7	Lost 2

Updated: Dec. 28, 2022.

## PLAYERS OF THE WEEK

Week	Player	Newcomer
Nov. 14	Chase Johnston, Florida Gulf Coast, Jr., G,	Luke Brown, Stetson, So., G
Nov. 21	Brandon Stroud, Kennesaw State, Jr., G	<b>Shon Robinson, Austin Peay, R-So., F</b>
Nov. 28	Darius McGhee, Liberty, Sr., G	Peyton Daniels, Jacksonville State, So., G
Dec. 5	Zach Anderson, Florida Gulf Coast, Jr., F	<b>Sean Durugordon, Austin Peay, R-So., G</b>
Dec. 12	Camren Hunter, Central Arkansas, So, G	Leland Walker, Eastern Kentucky, Fr., G
Dec. 19	Darius McGhee, Liberty, Sr., G	Skyelar Potter, Jacksonville State, Sr., G
Dec. 26	Darius McGhee, Liberty, Sr., G	Jacari Lane, North Alabama, Fr., G

## AROUND THE COUNTRY

## ASSOCIATED PRESS POLL

No.	Team (1st Place Votes)	Record	Points
1	<b>Purdue</b> (40)	12-0	1,478
2	UConn (20)	13-0	1,459
3	Houston	12-1	1,351
4	Kansas	11-1	1,299
5	Arizona	12-1	1,274
6	Texas	10-1	1,144
7	<b>Tennessee</b>	10-2	1,068
8	Alabama	10-2	1,067
9	Arkansas	11-1	1,017
10	Gonzaga	10-3	940
11	UCLA	11-2	906
12	Baylor	9-2	888
13	Virginia	8-2	861
14	Miami (FL)	12-1	658
15	Wisconsin	9-2	570
16	Indiana	10-3	513
17	Duke	10-3	500
18	TCU	10-1	480
19	Kentucky	8-3	439
20	Auburn	10-2	237
21	Mississippi State	11-1	215
T-22	New Mexico	12-0	147
T-22	Xavier	10-3	147
24	West Virginia	10-2	126
25	North Carolina	9-4	112

Others receiving votes: Charleston 102, Maryland 87, Memphis 74, Illinois 65, Ohio State 59, Virginia Tech 57, Missouri 57, San Diego State 39, Iowa State 19, Marquette 12, Texas Tech 10, Michigan State 7, Providence 6, Kansas State 5, USC 4, San Francisco 1

Updated: Dec. 25, 2022.

Austin Peay opponent

## USA TODAY SPORTS COACHES POLL

No.	Team (1st Place Votes)	Record	Points
1	<b>Purdue</b> (25)	12-0	790
2	UConn (7)	13-0	772
3	Houston	12-1	718
4	Kansas	11-1	695
5	Arizona	12-1	673
6	Texas	10-1	605
7	Arkansas	11-1	541
8	UCLA	11-2	540
9	Alabama	10-2	532
10	<b>Tennessee</b>	10-2	523
11	Gonzaga	10-3	493
12	Virginia	8-2	483
13	Baylor	9-2	477
14	Duke	10-3	312
15	Wisconsin	9-2	292
16	Miami (FL)	12-1	290
17	Kentucky	8-3	280
18	Indiana	10-3	213
19	TCU	10-1	202
20	Mississippi State	11-1	169
21	Maryland	9-3	96
22	Illinois	8-4	90
23	Auburn	10-2	88
24	West Virginia	10-2	87
25	Xavier	10-3	79

Others receiving votes: Ohio State 70, North Carolina 56, Virginia Tech 50, Memphis 27, New Mexico 26, Missouri 19, Iowa State 17, Kansas State 15, San Diego State 13, Charleston 12, Arizona State 9, USC 7, Providence 7, Marquette 6, Saint Mary's 5, Florida Atlantic 5, Texas Tech 4, Rutgers 4, Michigan State 4, Utah State 2, Iowa 2.

Updated: Dec. 26, 2022.

Austin Peay opponent

## ASUN NET RANKINGS

Rank	Previous	School	Record	Road	Neutral	Home	Quad 1	Quad 2	Quad 3	Quad 4
74	74	Liberty	6-4	0-2	2-1	4-1	0-3	1-1	1-0	4-0
78	78	Florida Gulf Coast	9-3	3-3	3-0	3-0	0-2	1-0	2-1	6-0
133	133	Queens	7-3	4-3	2-0	1-0	0-0	1-2	1-0	5-1
144	108	Jacksonville	4-4	3-4	0-0	1-0	0-3	1-0	1-1	2-0
165	165	Kennesaw State	5-5	3-4	1-1	1-0	0-3	0-1	2-0	3-1
181	180	Stetson	3-6	2-5	1-1	0-0	0-3	0-1	1-1	2-1
200	203	Lipscomb	5-5	2-5	0-0	3-0	0-0	0-1	3-1	2-3
244	244	North Alabama	5-5	3-5	1-0	1-0	0-2	1-1	0-1	4-1
254	254	Eastern Kentucky	4-6	1-4	1-1	2-1	0-2	0-1	0-0	4-3
255	255	Jacksonville State	4-6	1-5	1-1	2-0	0-3	0-1	0-0	4-2
261	260	North Florida	3-7	1-7	0-0	2-0	0-4	0-2	0-1	3-0
<b>287</b>	<b>287</b>	<b>Austin Peay</b>	<b>3-7</b>	<b>1-4</b>	<b>1-1</b>	<b>1-2</b>	<b>0-3</b>	<b>0-0</b>	<b>1-1</b>	<b>2-3</b>
288	288	Bellarmine	2-8	1-7	0-0	1-1	0-3	0-2	0-0	2-3
303	303	Central Arkansas	4-7	0-5	1-1	3-1	0-2	0-1	0-1	4-3

Updated: Dec. 27, 2022.

## AUSTIN PEAY'S TEAM STATISTICAL RANKINGS

## NCAA Statistics

## Austin Peay - 2022-23 Men's Basketball Ranking Summary thru games 12/27/2022

Statistic	National Conference		Value National Leader		Conference Leader		Value
	Rank	Rank	Value	Leader	Value	Leader	
Assist/Turnover Ratio (352 ranked)	182	7	1.04	Penn St.	1.87	Liberty	1.59
Assists Per Game (352 ranked)	196	9	13.3	Xavier	21.2	Liberty	18.8
Bench Points per game (352 ranked)	178	9	21.08	Sam Houston	40.75	Stetson	37.09
Blocks Per Game (352 ranked)	238	10	2.8	Auburn	7.1	Eastern Ky.	4.4
Effective FG pct (352 ranked)	303	12	0.476	Arizona	0.600	Liberty	0.585
Fastbreak Points (352 ranked)	245	10	8.38	High Point	21.17	Eastern Ky.	15.85
Field Goal Percentage (352 ranked)	304	12	41.3	Arizona	53.2	Lipscomb	48.3
Field Goal Percentage Defense (352 ranked)	337	12	47.9	Houston	32.7	Jacksonville	38.4
Fouls Per Game (352 ranked)	108	5	15.8	Notre Dame	11.6	Jacksonville	13.0
Free Throw Attempts Per Game (352 ranked)	181	6	17.7	UTRGV	28.6	Kennesaw St.	20.2
Free Throw Percentage (352 ranked)	70	4	73.9	Villanova	83.3	Liberty	75.3
Free Throws Made Per Game (352 ranked)	146	2	13.1	New Mexico	20.4	FGCU	13.3
Rebound Margin (352 ranked)	219	9	0.5	Purdue	12.2	Jacksonville	4.9
Rebounds (Defensive) Per Game (352 ranked)	338	12	22.08	Alabama	32.75	Jacksonville	27.91
Rebounds (Offensive) Per Game (352 ranked)	82	3	11.92	Marshall	15.54	Eastern Ky.	13.77
Rebounds Per Game (352 ranked)	263	11	34.00	Alabama	47.58	Eastern Ky.	39.92
Scoring Defense (352 ranked)	188	5	69.1	Houston	49.8	Jacksonville	58.9
Scoring Margin (352 ranked)	256	10	-0.5	Sam Houston	27.8	Liberty	15.5
Scoring Offense (352 ranked)	269	11	68.5	James Madison	93.2	Eastern Ky.	81.0
Steals Per Game (352 ranked)	189	5	6.7	Missouri	12.8	Eastern Ky.	10.0
Three Point Attempts Per Game (352 ranked)	173	10	22.2	Cornell	33.0	Liberty	30.4
Three Point Percentage (352 ranked)	227	12	32.9	Utah St.	43.5	Jacksonville St.	40.8
Three Point Percentage Defense (352 ranked)	120	3	31.5	Tennessee	20.1	Jacksonville	27.7
Three Pointers Per Game (352 ranked)	202	11	7.3	Liberty	12.3	Liberty	12.3
Turnover Margin (352 ranked)	81	4	2.3	UNLV	8.3	Eastern Ky.	4.4
Turnovers Forced Per Game (352 ranked)	81	3	15.08	UNLV	21.33	Eastern Ky.	17.62
Turnovers Per Game (352 ranked)	156	6	12.8	Penn St.	8.6	Stetson	10.7
Winning Percentage (352 ranked)	227	9	46.2	UConn New Mexico Purdue	100.0 100.0 100.0	FGCU	76.9

## AUSTIN PEAY'S INDIVIDUAL STATISTICAL RANKINGS


Statistic	Player	National Conference		National Leader		Conference Leader		
		Rank	Rank	Value	Value	Value	Value	
Assist/Turnover Ratio (349 ranked)	Carlos Paez	178	6	1.75	Jalen Pickett, Penn St.	4.65	Kyle Rode, Liberty	3.31
Assists (333 ranked)	Carlos Paez	250	9	42	Yuri Collins, Saint Louis	134	Kyle Rode, Liberty	53
Assists Per Game (350 ranked)	Carlos Paez	299	10	3.2	Yuri Collins, Saint Louis	10.3	Kevion Nolan, Jacksonville	4.5
Blocks (327 ranked)	Jalen Ware	327	11	10	Jamarion Sharp, Western Ky.	49	Isaiah Cozart, Eastern Ky.	20
Blocks Per Game (342 ranked)	Jalen Ware	342	10	0.83	Jamarion Sharp, Western Ky.	4.45	Isaiah Cozart, Eastern Ky.	1.54
Double Doubles (288 ranked)	Sean Durugordon	288	5	1	Joel Soriano, St. John's (NY)	11	Zach Anderson, FGCU	3
	Elijah Hutchins-Everett	288	5	1			Brandon Stroud, Kennesaw St.	3
Field Goal Attempts (342 ranked)	Sean Durugordon	246	7	143	Antoine Davis, Detroit Mercy	270	Darius McGhee, Liberty	196
	Elijah Hutchins-Everett	277	10	139				
Field Goal Percentage (340 ranked)	Elijah Hutchins-Everett	174	4	47.5	Ryan Kalkbrenner, Creighton	76.1	Jacob Ognacevic, Lipscomb	59.6
Field Goals (332 ranked)	Elijah Hutchins-Everett	234	7	66	Sam Sessoms, Coppin St.	132	Darius McGhee, Liberty	95
Free Throw Attempts (332 ranked)	Elijah Hutchins-Everett	293	6	48	Jaden House, High Point Justin Johnson, UTRGV	103	Zach Anderson, FGCU	66
Free Throw Percentage (349 ranked)	Elijah Hutchins-Everett	280	9	75.0	Walter Clayton Jr., Iona	97.8	Darius McGhee, Liberty	92.1
Free Throws (336 ranked)	Elijah Hutchins-Everett	292	8	36	Drew Pember, UNC Asheville	81	Zach Anderson, FGCU	50
Minutes Per Game (349 ranked)					Daryl Banks III, St. Bonaventure	39:11	Camren Hunter, Central Ark.	33:56
Points (343 ranked)	Elijah Hutchins-Everett	285	8	177	Sam Sessoms, Coppin St.	353	Darius McGhee, Liberty	287
Points Per Game (349 ranked)					Jordan Walker, UAB	24.6	Darius McGhee, Liberty	22.1
Rebounds (327 ranked)	Elijah Hutchins-Everett	158	3	89	Joel Soriano, St. John's (NY)	164	Juwan Perdue, Jacksonville St.	101
Rebounds (Defensive) Per Game (348 ranked)	Elijah Hutchins-Everett	295	6	4.46	Joel Soriano, St. John's (NY)	8.62	Carter Hendricksen, North Florida	5.58
Rebounds (Offensive) Per Game (341 ranked)	Sean Durugordon	105	1	2.62	Zach Edey, Purdue	5.55	Sean Durugordon, Austin Peay	2.62
	Elijah Hutchins-Everett	172	3	2.38				
Rebounds Per Game (350 ranked)	Elijah Hutchins-Everett	187	3	6.8	Zach Edey, Purdue	13.9	Juwan Perdue, Jacksonville St.	7.8
Steals (303 ranked)					Maliq Jacobs, Kent St.	42	Chase Johnston, FGCU	27
Steals Per Game (330 ranked)					Maliq Jacobs, Kent St.	3.50	Chase Johnston, FGCU	2.08
Three Point Attempts (342 ranked)					Antoine Davis, Detroit Mercy	135	Darius McGhee, Liberty	132
Three Point Percentage (114 ranked)					Grant Sherfield, Oklahoma	56.5	Wheza Panzo, Stetson	56.4
Three Pointers Per Game (350 ranked)					Darius McGhee, Liberty	4.77	Darius McGhee, Liberty	4.77
Total 3-point FGM (326 ranked)					Darius McGhee, Liberty	62	Darius McGhee, Liberty	62
Triple Doubles (1 ranked)					16 players tied	1		

LAST MEETING



## SEAN DURUGORDON

Redshirt Sophomore | Guard | 6-5 | 220 | Harlem, N.Y.  
Putnam Science Academy (Conn.) | Missouri



### Player Notes

• Voted ASUN Newcomer of the Week on Dec. 5 after averaging averaged 16.0 points, 6.5 rebounds, and 2.5 assists against Western Kentucky and Tennessee State.

### CAREER TOTALS/HIGHS

SEASON	TEAM	GP-GS	MIN/AVG	Field Goals		3-Point		F-Throws		Rebounds				Scoring						
				FG-FGA	FG%	3FG-3FGA	3FG%	FT-FTA	FT%	OFF	DEF	TOT	AVG	PF-FO	A	TO	BLK	STL	PTS	AVG
2021-22	MIZ	12-0	65/5.4	11-31	.355	2-9	.222	14-17	.824	11	3	14	1.2	2-0	1	6	0	3	38	3.2
2022-23	APSU	13-10	344/26.4	55-143	.385	16-58	.276	29-35	.829	34	35	69	5.3	20-0	16	14	2	8	155	11.9
<b>TOTAL FOR APSU</b>		<b>13-10</b>	<b>344/26.4</b>	<b>55-143</b>	<b>.385</b>	<b>16-58</b>	<b>.276</b>	<b>29-35</b>	<b>.829</b>	<b>34</b>	<b>35</b>	<b>69</b>	<b>5.3</b>	<b>20-0</b>	<b>16</b>	<b>14</b>	<b>2</b>	<b>8</b>	<b>155</b>	<b>11.9</b>
<b>TOTAL</b>		<b>25-10</b>	<b>409/16.4</b>	<b>66-174</b>	<b>.379</b>	<b>18-67</b>	<b>.269</b>	<b>43-52</b>	<b>.827</b>	<b>45</b>	<b>38</b>	<b>83</b>	<b>3.3</b>	<b>22-0</b>	<b>17</b>	<b>20</b>	<b>2</b>	<b>11</b>	<b>193</b>	<b>7.7</b>

### Single Game Highs

Statistic	Value	
Points	24	vs Tennessee St. 12/03/22
Rebounds	10	vs Bucknell 11/22/22
Assists	3	vs Howard 11/26/22, vs Tennessee St. 12/03/22
Steals	2	vs Tennessee St. 12/03/22, vs Milligan 11/14/22
Blocks	1	vs Howard 11/26/22, vs Tennessee St. 12/03/22
FG Made	9	vs Tennessee St. 12/03/22
FG Attempts	16	vs Howard 11/26/22, vs Lindsey Wilson 12/12/22, at Tennessee 12/21/22
3FG Made	4	at South Fla. 11/17/22, vs Howard 11/26/22
3FG Attempts	10	at South Fla. 11/17/22
FT Made	6	vs Lindsey Wilson 12/12/22
FT Attempts	7	vs Lindsey Wilson 12/12/22

## GAME-BY-GAME

Opponent	Date	GS	MIN	Total		3-Pointers		Free throws		Rebounds				PF	A	TO	BLK	STL	PTS	AVG
				FG-FGA	PCT	3FG-3FGA	PCT	FT-FTA	PCT	OFF	DEF	TOT	AVG							
at NC State	11/07/2022	*	20:36	2-7	.286	0-1	.000	0-0	.000	0	1	1	1.0	2	2	1	0	0	4	4.0
at Purdue	11/11/2022	*	15:56	1-6	.167	0-4	.000	0-0	.000	1	1	2	1.5	0	1	0	0	0	2	3.0
Milligan	11/14/2022	*	18:54	5-9	.556	1-4	.250	0-0	.000	2	1	3	2.0	1	0	2	0	2	11	5.7
at South Fla.	11/17/2022		32:32	5-14	.357	4-10	.400	1-2	.500	3	3	6	3.0	1	2	0	0	1	15	8.0
vs UAlbany	11/21/2022		14:00	0-3	.000	0-1	.000	2-2	1.000	0	2	2	2.8	1	0	0	0	0	2	6.8
vs Bucknell	11/22/2022		21:00	3-12	.250	1-5	.200	4-6	.667	5	5	10	4.0	2	0	1	0	1	11	7.5
Howard	11/26/2022	*	33:31	6-16	.375	4-9	.444	5-5	1.000	3	5	8	4.6	1	3	1	1	1	21	9.4
Western Ky.	11/30/2022	*	34:50	4-7	.571	0-2	.000	0-0	.000	1	6	7	4.9	2	2	1	0	0	8	9.3
Tennessee St.	12/03/2022	*	39:43	9-15	.600	3-9	.333	3-4	.750	3	3	6	5.0	3	3	3	1	2	24	10.9
Ky. Christian	12/06/2022	*	19:32	5-11	.455	1-2	.500	3-4	.750	8	1	9	5.4	2	0	3	0	0	14	11.2
Lindsey Wilson	12/12/2022	*	28:45	6-16	.375	0-1	.000	6-7	.857	5	1	6	5.5	2	0	0	0	0	18	11.8
at Murray St.	12/16/2022	*	33:52	5-11	.455	1-2	.500	3-3	1.000	0	3	3	5.3	2	2	2	0	1	14	12.0
at Tennessee	12/21/2022	*	30:37	4-16	.250	1-8	.125	2-2	1.000	3	3	6	5.3	1	1	0	0	0	11	11.9
<b>Totals</b>			<b>10 343:48</b>	<b>55-143</b>	<b>.385</b>	<b>16-58</b>	<b>.276</b>	<b>29-35</b>	<b>.829</b>	<b>34</b>	<b>35</b>	<b>69</b>	<b>5.3</b>	<b>20</b>	<b>16</b>	<b>14</b>	<b>2</b>	<b>8</b>	<b>155</b>	<b>11.9</b>

## Player Averages

Games Played	Minutes/game	Points/game	FG Pct	3FG Pct	FT Pct	Rebounds/game	Assists/game	Turnovers/game	Assist/Turnover ratio	Steals/game	Blocks/game
13	26.4	11.9	38.5	27.6	82.9	5.3	1.2	1.1	1.1	0.6	0.2

1

**CARLOS PAEZ**Senior | Guard | 5-10 | 180 | Naguanagua, Venezuela  
Sunrise Christian Academy (Kan.)**CAREER TOTALS/HIGHS**

SEASON	TEAM	GP-GS	MIN/AVG	Field Goals		3-Point		F-Throws		Rebounds				Scoring						
				FG-FGA	FG%	3FG-3FGA	3FG%	FT-FTA	FT%	OFF	DEF	TOT	AVG	PF-FO	A	TO	BLK	STL	PTS	AVG
2019-20	APSU	33-19	814/24.7	59-157	.376	28-81	.346	67-76	.882	10	49	59	1.8	78-2	114	44	0	42	213	6.5
2020-21	APSU	27-25	855/31.7	78-181	.431	35-85	.412	49-55	.891	15	56	71	2.6	56-0	114	64	0	24	240	8.9
2021-22	APSU	29-26	719/24.8	56-146	.384	29-87	.333	33-37	.892	19	57	76	2.6	61-1	93	42	1	29	174	6.0
2022-23	APSU	13-11	325/25.0	29-64	.453	17-39	.436	26-28	.929	7	19	26	2.0	37-0	42	24	0	12	101	7.8
<b>TOTAL</b>		<b>102-81</b>	<b>2714/26.6</b>	<b>222-548</b>	<b>.405</b>	<b>109-292</b>	<b>.373</b>	<b>175-196</b>	<b>.893</b>	<b>51</b>	<b>181</b>	<b>232</b>	<b>2.3</b>	<b>232-3</b>	<b>363</b>	<b>174</b>	<b>1</b>	<b>107</b>	<b>728</b>	<b>7.1</b>

**Single Game Highs**

Statistic	Value	
Points	20	vs Belmont 01/28/21, at Jacksonville St. 02/27/21
Rebounds	8	vs SIUE 01/31/22
Assists	9	vs Omaha 11/25/20, at SIUE 02/01/21
Steals	5	vs UT Martin 01/04/20
Blocks	1	at UT Martin 01/20/22
FG Made	7	vs Belmont 01/28/21, at Jacksonville St. 02/27/21
FG Attempts	11	vs Belmont 01/28/21, at Jacksonville St. 02/27/21
3FG Made	6	vs Belmont 01/28/21
3FG Attempts	10	vs SIUE 01/31/22
FT Made	11	vs South Carolina St. 11/25/19
FT Attempts	12	vs South Carolina St. 11/25/19

## GAME-BY-GAME

Opponent	Date	GS	MIN	Total		3-Pointers		Free throws		Rebounds				PF	A	TO	BLK	STL	PTS	AVG
				FG-FGA	PCT	3FG-3FGA	PCT	FT-FTA	PCT	OFF	DEF	TOT	AVG							
at NC State	11/07/2022		18:04	1-2	.500	0-1	.000	7-7	1.000	0	0	0	0.0	2	1	2	0	0	9	9.0
at Purdue	11/11/2022	*	33:25	0-2	.000	0-1	.000	0-0	.000	1	1	2	1.0	3	2	0	0	1	0	4.5
Milligan	11/14/2022		16:22	3-9	.333	3-6	.500	0-0	.000	0	1	1	1.0	3	1	0	0	0	9	6.0
at South Fla.	11/17/2022	*	25:56	3-6	.500	2-5	.400	0-0	.000	0	0	0	0.8	4	6	1	0	1	8	6.5
vs UAlbany	11/21/2022	*	22:00	3-6	.500	1-3	.333	4-4	1.000	0	1	1	0.8	4	2	1	0	0	11	7.4
vs Bucknell	11/22/2022	*	33:00	2-5	.400	2-3	.667	6-7	.857	0	0	0	0.7	3	3	5	0	0	12	8.2
Howard	11/26/2022	*	30:41	2-5	.400	1-4	.250	1-2	.500	0	1	1	0.7	3	5	1	0	2	6	7.9
Western Ky.	11/30/2022	*	29:35	4-9	.444	3-6	.500	3-3	1.000	0	5	5	1.3	4	4	4	0	2	14	8.6
Tennessee St.	12/03/2022	*	33:36	2-5	.400	1-2	.500	2-2	1.000	1	1	2	1.3	3	3	3	0	1	7	8.4
Ky. Christian	12/06/2022	*	13:33	1-2	.500	1-2	.500	0-0	.000	1	2	3	1.5	3	7	1	0	0	3	7.9
Lindsey Wilson	12/12/2022	*	18:37	2-4	.500	0-1	.000	3-3	1.000	1	3	4	1.7	2	3	1	0	1	7	7.8
at Murray St.	12/16/2022	*	35:33	5-7	.714	3-4	.750	0-0	.000	3	4	7	2.2	1	3	3	0	4	13	8.3
at Tennessee	12/21/2022	*	14:47	1-2	.500	0-1	.000	0-0	.000	0	0	0	2.0	2	2	2	0	0	2	7.8
<b>Totals</b>			<b>11 325:09</b>	<b>29-64</b>	<b>.453</b>	<b>17-39</b>	<b>.436</b>	<b>26-28</b>	<b>.929</b>	<b>7</b>	<b>19</b>	<b>26</b>	<b>2.0</b>	<b>37</b>	<b>42</b>	<b>24</b>	<b>0</b>	<b>12</b>	<b>101</b>	<b>7.8</b>

## Player Averages

Games Played	Minutes/game	Points/game	FG Pct	3FG Pct	FT Pct	Rebounds/game	Assists/game	Turnovers/game	Assist/Turnover ratio	Steals/game	Blocks/game
13	25.0	7.8	45.3	43.6	92.9	2.0	3.2	1.8	1.8	0.9	0.0

2

**ELIJAH PERKINS**Freshman | Guard | 6-4 | 190 | Middletown, N.J.  
Camden High School**CAREER TOTALS/HIGHS**

SEASON	TEAM	GP-GS	MIN/AVG	Field Goals			3-Point		F-Throws		Rebounds				Scoring					
				FG-FGA	FG%	3FG-3FGA	3FG%	FT-FTA	FT%	OFF	DEF	TOT	AVG	PF-FO	A	TO	BLK	STL	PTS	AVG
2022-23	APSU	9-6	112/12.4	3-19	.158	2-7	.286	3-7	.429	4	5	9	1.0	17-0	8	8	2	6	11	1.2
<b>TOTAL</b>		<b>9-6</b>	<b>112/12.4</b>	<b>3-19</b>	<b>.158</b>	<b>2-7</b>	<b>.286</b>	<b>3-7</b>	<b>.429</b>	<b>4</b>	<b>5</b>	<b>9</b>	<b>1.0</b>	<b>17-0</b>	<b>8</b>	<b>8</b>	<b>2</b>	<b>6</b>	<b>11</b>	<b>1.2</b>

**Single Game Highs**

Statistic	Value	
Points	8	vs Milligan 11/14/22
Rebounds	3	vs Bucknell 11/22/22
Assists	3	vs Milligan 11/14/22
Steals	4	vs Milligan 11/14/22
Blocks	1	at South Fla. 11/17/22, vs Tennessee St. 12/03/22
FG Made	3	vs Milligan 11/14/22
FG Attempts	6	vs Milligan 11/14/22
3FG Made	2	vs Milligan 11/14/22
3FG Attempts	4	vs Milligan 11/14/22
FT Made	2	at Purdue 11/11/22
FT Attempts	4	vs Milligan 11/14/22

## GAME-BY-GAME

Opponent	Date	GS	MIN	Total		3-Pointers		Free throws		Rebounds				PF	A	TO	BLK	STL	PTS	AVG
				FG-FGA	PCT	3FG-3FGA	PCT	FT-FTA	PCT	OFF	DEF	TOT	AVG							
at NC State	11/07/2022		11:35	0-3	.000	0-1	.000	0-0	.000	1	0	1	1.0	1	1	3	0	1	0	0.0
at Purdue	11/11/2022		16:25	0-1	.000	0-0	.000	2-2	1.000	0	0	0	0.5	2	0	0	0	1	2	1.0
Milligan	11/14/2022	*	20:59	3-6	.500	2-4	.500	0-4	.000	0	0	0	0.3	1	3	0	0	4	8	3.3
at South Fla.	11/17/2022	*	07:51	0-1	.000	0-1	.000	0-0	.000	0	1	1	0.5	3	1	1	1	0	0	2.5
vs UAlbany	11/21/2022	*	11:00	0-1	.000	0-0	.000	1-1	1.000	0	1	1	0.6	3	1	2	0	0	1	2.2
vs Bucknell	11/22/2022	*	17:00	0-3	.000	0-0	.000	0-0	.000	2	1	3	1.0	3	2	1	0	0	0	1.8
Howard	11/26/2022		03:25	0-1	.000	0-0	.000	0-0	.000	1	0	1	1.0	0	0	0	0	0	0	1.6
Western Ky.	11/30/2022	*	13:36	0-2	.000	0-1	.000	0-0	.000	0	1	1	1.0	3	0	1	0	0	0	1.4
Tennessee St.	12/03/2022	*	09:58	0-1	.000	0-0	.000	0-0	.000	0	1	1	1.0	1	0	0	1	0	0	1.2
<b>Totals</b>		<b>6</b>	<b>111:50</b>	<b>3-19</b>	<b>.158</b>	<b>2-7</b>	<b>.286</b>	<b>3-7</b>	<b>.429</b>	<b>4</b>	<b>5</b>	<b>9</b>	<b>1.0</b>	<b>17</b>	<b>8</b>	<b>8</b>	<b>2</b>	<b>6</b>	<b>11</b>	<b>1.2</b>

## Player Averages

Games Played	Minutes/game	Points/game	FG Pct	3FG Pct	FT Pct	Rebounds/game	Assists/game	Turnovers/game	Assist/Turnover ratio	Steals/game	Blocks/game
9	12.4	1.2	15.8	28.6	42.9	1.0	0.9	0.9	1.0	0.7	0.2

**3****CALEB STONE-CARRAWELL**Redshirt Sophomore | Forward | 6-7 | 210 | Concord, N.C.  
Cox Mill High School | Charlotte**CAREER TOTALS/HIGHS**

SEASON	TEAM	GP-GS	MIN/AVG	Field Goals		3-Point		F-Throws		Rebounds				Scoring						
				FG-FGA	FG%	3FG-3FGA	3FG%	FT-FTA	FT%	OFF	DEF	TOT	AVG	PF-FO	A	TO	BLK	STL	PTS	AVG
2020-21	CLT	13-0	127/9.8	8-27	.296	1-7	.143	8-13	.615	3	16	19	1.5	9-0	3	10	2	0	25	1.9
2021-22	APSU	24-16	615/25.6	100-214	.467	33-99	.333	40-49	.816	11	66	77	3.2	39-0	46	59	7	19	273	11.4
2022-23	APSU	12-7	291/24.3	35-83	.422	13-39	.333	17-22	.773	8	16	24	2.0	14-0	23	18	3	13	100	8.3
<b>TOTAL FOR APSU</b>		<b>36-23</b>	<b>907/25.2</b>	<b>135-297</b>	<b>.455</b>	<b>46-138</b>	<b>.333</b>	<b>57-71</b>	<b>.803</b>	<b>19</b>	<b>82</b>	<b>101</b>	<b>2.8</b>	<b>53-0</b>	<b>69</b>	<b>77</b>	<b>10</b>	<b>32</b>	<b>373</b>	<b>10.4</b>
<b>TOTAL</b>		<b>49-23</b>	<b>1034/21.1</b>	<b>143-324</b>	<b>.441</b>	<b>47-145</b>	<b>.324</b>	<b>65-84</b>	<b>.774</b>	<b>22</b>	<b>98</b>	<b>120</b>	<b>2.4</b>	<b>62-0</b>	<b>72</b>	<b>87</b>	<b>12</b>	<b>32</b>	<b>398</b>	<b>8.1</b>

**Single Game Highs**

Statistic	Value	
Points	24	at SIUE 02/24/22
Rebounds	10	vs UT Martin 12/30/21
Assists	6	at Howard 11/26/21, at SIUE 02/24/22
Steals	4	vs Milligan 11/14/22
Blocks	2	at Murray St. 12/16/22
FG Made	8	at Southern Ill. 11/12/21, at Southeast Mo. St. 01/01/22, at SIUE 02/24/22
FG Attempts	15	at Southeast Mo. St. 01/01/22
3FG Made	4	at Belmont 02/07/22
3FG Attempts	8	vs Tennessee Tech 02/19/22
FT Made	6	vs UAlbany 11/21/22
FT Attempts	9	vs UAlbany 11/21/22

## GAME-BY-GAME

Opponent	Date	GS	MIN	Total		3-Pointers		Free throws		Rebounds				PF	A	TO	BLK	STL	PTS	AVG
				FG-FGA	PCT	3FG-3FGA	PCT	FT-FTA	PCT	OFF	DEF	TOT	AVG							
at Purdue	11/11/2022		10:57	0-4	.000	0-3	.000	0-0	.000	0	0	0	0.0	0	0	0	0	0	0	0.0
Milligan	11/14/2022		24:39	5-7	.714	2-4	.500	0-0	.000	1	3	4	2.0	2	5	0	0	4	12	6.0
at South Fla.	11/17/2022	*	33:10	4-8	.500	1-3	.333	3-3	1.000	1	1	2	2.0	0	1	0	0	2	12	8.0
vs UAlbany	11/21/2022	*	34:00	5-10	.500	1-3	.333	6-9	.667	1	1	2	2.0	1	3	1	1	0	17	10.3
vs Bucknell	11/22/2022	*	30:00	4-8	.500	1-5	.200	2-3	.667	1	1	2	2.0	3	2	2	0	2	11	10.4
Howard	11/26/2022	*	25:57	2-7	.286	2-5	.400	0-0	.000	0	1	1	1.8	1	2	2	0	0	6	9.7
Western Ky.	11/30/2022		27:19	5-9	.556	1-2	.500	1-1	1.000	2	0	2	1.9	4	3	3	0	1	12	10.0
Tennessee St.	12/03/2022		09:03	1-1	1.000	1-1	1.000	0-0	.000	0	0	0	1.6	1	0	1	0	0	3	9.1
Ky. Christian	12/06/2022	*	24:59	5-8	.625	2-4	.500	1-2	.500	1	5	6	2.1	1	0	3	0	1	13	9.6
Lindsey Wilson	12/12/2022	*	25:38	2-7	.286	1-3	.333	2-2	1.000	0	1	1	2.0	0	4	4	0	2	7	9.3
at Murray St.	12/16/2022	*	22:45	1-7	.143	0-2	.000	0-0	.000	0	2	2	2.0	0	1	0	2	0	2	8.6
at Tennessee	12/21/2022		22:57	1-7	.143	1-4	.250	2-2	1.000	1	1	2	2.0	1	2	2	0	1	5	8.3
<b>Totals</b>		<b>7</b>	<b>291:24</b>	<b>35-83</b>	<b>.422</b>	<b>13-39</b>	<b>.333</b>	<b>17-22</b>	<b>.773</b>	<b>8</b>	<b>16</b>	<b>24</b>	<b>2.0</b>	<b>14</b>	<b>23</b>	<b>18</b>	<b>3</b>	<b>13</b>	<b>100</b>	<b>8.3</b>

## Player Averages

Games Played	Minutes/game	Points/game	FG Pct	3FG Pct	FT Pct	Rebounds/game	Assists/game	Turnovers/game	Assist/Turnover ratio	Steals/game	Blocks/game
12	24.3	8.3	42.2	33.3	77.3	2.0	1.9	1.5	1.3	1.1	0.3

4

**ELIJAH HUTCHINS-EVERETT**Sophomore | Center | 6-11 | 255 | Orange, N.J.  
Putnam Science Academy (Conn.)**CAREER TOTALS/HIGHS**

SEASON	TEAM	GP-GS	MIN/AVG	Field Goals		3-Point		F-Throws		Rebounds				Scoring						
				FG-FGA	FG%	3FG-3FGA	3FG%	FT-FTA	FT%	OFF	DEF	TOT	AVG	PF-FO	A	TO	BLK	STL	PTS	AVG
2021-22	APSU	29-29	805/27.8	132-259	.510	12-39	.308	82-118	.695	68	128	196	6.8	74-0	23	74	11	15	358	12.3
2022-23	APSU	13-13	403/31.0	66-139	.475	9-30	.300	36-48	.750	31	58	89	6.8	33-1	18	34	9	7	177	13.6
<b>TOTAL</b>		<b>42-42</b>	<b>1208/28.8</b>	<b>198-398</b>	<b>.497</b>	<b>21-69</b>	<b>.304</b>	<b>118-166</b>	<b>.711</b>	<b>99</b>	<b>186</b>	<b>285</b>	<b>6.8</b>	<b>107-1</b>	<b>41</b>	<b>108</b>	<b>20</b>	<b>22</b>	<b>535</b>	<b>12.7</b>

**Single Game Highs**

Statistic	Value	
Points	25	at Dayton 11/20/21
Rebounds	14	at Dayton 11/20/21
Assists	3	at Southeast Mo. St. 01/01/22, vs Lindsey Wilson 12/12/22, at Murray St. 12/16/22
Steals	2	5 times
Blocks	3	at Howard 11/26/21, vs Bucknell 11/22/22
FG Made	9	at North Florida 12/11/21
FG Attempts	17	at Purdue 11/11/22
3FG Made	2	4 times
3FG Attempts	6	at Purdue 11/11/22
FT Made	13	at Dayton 11/20/21
FT Attempts	16	at Dayton 11/20/21

## GAME-BY-GAME

Opponent	Date	GS	MIN	Total		3-Pointers		Free throws		Rebounds				PF	A	TO	BLK	STL	PTS	AVG	
				FG-FGA	PCT	3FG-3FGA	PCT	FT-FTA	PCT	OFF	DEF	TOT	AVG								
at NC State	11/07/2022	*	28:03	3-8	.375	0-1	.000	2-2	1.000	0	4	4	4.0	3	0	1	0	0	8	8.0	
at Purdue	11/11/2022	*	38:05	7-17	.412	2-6	.333	3-3	1.000	3	4	7	5.5	4	1	2	0	0	19	13.5	
Milligan	11/14/2022	*	19:35	4-7	.571	1-3	.333	0-0	.000	2	6	8	6.3	2	2	1	0	1	9	12.0	
at South Fla.	11/17/2022	*	24:02	3-6	.500	2-2	1.000	3-4	.750	2	4	6	6.3	3	0	4	1	0	11	11.8	
vs UAlbany	11/21/2022	*	31:00	7-13	.538	0-2	.000	9-9	1.000	2	7	9	6.8	2	2	1	1	2	23	14.0	
vs Bucknell	11/22/2022	*	33:00	2-12	.167	0-3	.000	0-0	.000	3	1	4	6.3	2	1	1	3	0	4	12.3	
Howard	11/26/2022	*	37:18	4-11	.364	0-1	.000	1-3	.333	2	6	8	6.6	0	1	3	0	1	9	11.9	
Western Ky.	11/30/2022	*	33:30	8-15	.533	1-3	.333	2-4	.500	2	4	6	6.5	2	1	3	1	0	19	12.8	
Tennessee St.	12/03/2022	*	38:11	4-9	.444	1-3	.333	10-12	.833	1	5	6	6.4	3	2	3	1	0	19	13.4	
Ky. Christian	12/06/2022	*	25:23	6-11	.545	0-0	.000	2-5	.400	5	4	9	6.7	1	2	2	1	0	14	13.5	
Lindsey Wilson	12/12/2022	*	23:10	6-8	.750	1-2	.500	1-2	.500	3	5	8	6.8	5	3	5	1	1	14	13.5	
at Murray St.	12/16/2022	*	37:36	8-11	.727	0-0	.000	1-2	.500	3	8	11	7.2	4	3	4	0	1	17	13.8	
at Tennessee	12/21/2022	*	33:58	4-11	.364	1-4	.250	2-2	1.000	3	0	3	6.8	2	0	4	0	1	11	13.6	
<b>Totals</b>			<b>13</b>	<b>402:50</b>	<b>66-139</b>	<b>.475</b>	<b>9-30</b>	<b>.300</b>	<b>36-48</b>	<b>.750</b>	<b>31</b>	<b>58</b>	<b>89</b>	<b>6.8</b>	<b>33</b>	<b>18</b>	<b>34</b>	<b>9</b>	<b>7</b>	<b>177</b>	<b>13.6</b>

## Player Averages

Games Played	Minutes/game	Points/game	FG Pct	3FG Pct	FT Pct	Rebounds/game	Assists/game	Turnovers/game	Assist/Turnover ratio	Steals/game	Blocks/game
13	31.0	13.6	47.5	30.0	75.0	6.8	1.4	2.6	0.5	0.5	0.7

**S****DREW CALDARON**Sophomore | Guard | 6-4 | 190 | The Woodlands, Texas  
College Park High School**CAREER TOTALS/HIGHS**

SEASON	TEAM	GP-GS	MIN/AVG	Field Goals		3-Point		F-Throws		Rebounds				Scoring						
				FG-FGA	FG%	3FG-3FGA	3FG%	FT-FTA	FT%	OFF	DEF	TOT	AVG	PF-FO	A	TO	BLK	STL	PTS	AVG
2021-22	APSU	29-10	508/17.5	43-138	.312	33-104	.317	14-18	.778	10	33	43	1.5	26-0	20	14	6	18	133	4.6
2022-23	APSU	8-0	114/14.2	9-29	.310	7-20	.350	3-4	.750	2	9	11	1.4	4-0	5	3	0	1	28	3.5
<b>TOTAL</b>		<b>37-10</b>	<b>622/16.8</b>	<b>52-167</b>	<b>.311</b>	<b>40-124</b>	<b>.323</b>	<b>17-22</b>	<b>.773</b>	<b>12</b>	<b>42</b>	<b>54</b>	<b>1.5</b>	<b>30-0</b>	<b>25</b>	<b>17</b>	<b>6</b>	<b>19</b>	<b>161</b>	<b>4.4</b>

**Single Game Highs**

Statistic	Value	
Points	20	vs Belmont 01/27/22
Rebounds	4	at Tennessee St. 01/22/22, vs Ky. Christian 12/06/22
Assists	3	vs Belmont 01/27/22, vs Ky. Christian 12/06/22
Steals	3	vs Belmont 01/27/22
Blocks	2	vs SIUE 01/31/22
FG Made	8	vs Belmont 01/27/22
FG Attempts	12	vs Murray St. 02/03/22
3FG Made	6	vs Ky. Christian 12/06/22
3FG Attempts	11	vs Ky. Christian 12/06/22
FT Made	3	at Tennessee St. 01/22/22, at SIUE 02/24/22
FT Attempts	4	at Tennessee St. 01/22/22, at SIUE 02/24/22

## GAME-BY-GAME

Opponent	Date	GS	MIN	Total		3-Pointers		Free throws		Rebounds				PF	A	TO	BLK	STL	PTS	AVG
				FG-FGA	PCT	3FG-3FGA	PCT	FT-FTA	PCT	OFF	DEF	TOT	AVG							
at NC State	11/07/2022		18:04	0-4	.000	0-1	.000	0-0	.000	1	2	3	3.0	0	0	2	0	0	0	0.0
at Purdue	11/11/2022		06:46	0-1	.000	0-1	.000	0-0	.000	0	0	0	1.5	0	0	0	0	0	0.0	
Milligan	11/14/2022		11:36	2-3	.667	1-2	.500	0-0	.000	0	0	0	1.0	1	1	0	0	0	5	1.7
at South Fla.	11/17/2022		10:37	0-3	.000	0-1	.000	0-0	.000	0	1	1	1.0	0	0	0	0	0	0	1.3
vs UAlbany	11/21/2022		08:00	0-1	.000	0-0	.000	0-0	.000	0	0	0	0.8	0	0	0	0	0	0	1.0
Ky. Christian	12/06/2022		27:25	6-11	.545	6-11	.545	1-2	.500	1	3	4	1.3	0	3	1	0	1	19	4.0
Lindsey Wilson	12/12/2022		25:57	1-5	.200	0-4	.000	2-2	1.000	0	3	3	1.6	3	1	0	0	0	4	4.0
at Murray St.	12/16/2022		05:29	0-1	.000	0-0	.000	0-0	.000	0	0	0	1.4	0	0	0	0	0	0	3.5
<b>Totals</b>		<b>0</b>	<b>113:54</b>	<b>9-29</b>	<b>.310</b>	<b>7-20</b>	<b>.350</b>	<b>3-4</b>	<b>.750</b>	<b>2</b>	<b>9</b>	<b>11</b>	<b>1.4</b>	<b>4</b>	<b>5</b>	<b>3</b>	<b>0</b>	<b>1</b>	<b>28</b>	<b>3.5</b>

## Player Averages

Games Played	Minutes/game	Points/game	FG Pct	3FG Pct	FT Pct	Rebounds/game	Assists/game	Turnovers/game	Assist/Turnover ratio	Steals/game	Blocks/game
8	14.2	3.5	31.0	35.0	75.0	1.4	0.6	0.4	1.7	0.1	0.0

10

**GUY FAUNTLEROY**Freshman | Guard | 5-10 | 170 | Prince George's County, Md.  
Olympus Prep Academy (N.J.)**CAREER TOTALS/HIGHS**

SEASON	TEAM	GP-GS	MIN/AVG	Field Goals		3-Point		F-Throws		Rebounds				Scoring						
				FG-FGA	FG%	3FG-3FGA	3FG%	FT-FTA	FT%	OFF	DEF	TOT	AVG	PF-FO	A	TO	BLK	STL	PTS	AVG
2022-23	APSU	13-1	189/14.5	11-42	.262	5-19	.263	6-7	.857	1	13	14	1.1	16-0	25	12	0	9	33	2.5
<b>TOTAL</b>		<b>13-1</b>	<b>189/14.5</b>	<b>11-42</b>	<b>.262</b>	<b>5-19</b>	<b>.263</b>	<b>6-7</b>	<b>.857</b>	<b>1</b>	<b>13</b>	<b>14</b>	<b>1.1</b>	<b>16-0</b>	<b>25</b>	<b>12</b>	<b>0</b>	<b>9</b>	<b>33</b>	<b>2.5</b>

**Single Game Highs**

Statistic	Value	
Points	11	vs Lindsey Wilson 12/12/22
Rebounds	4	vs Ky. Christian 12/06/22
Assists	10	vs Ky. Christian 12/06/22
Steals	3	vs Lindsey Wilson 12/12/22
FG Made	4	vs Lindsey Wilson 12/12/22
FG Attempts	6	at NC State 11/07/22, vs Lindsey Wilson 12/12/22
3FG Made	1	5 times
3FG Attempts	3	vs Howard 11/26/22, at Tennessee 12/21/22
FT Made	3	at Tennessee 12/21/22
FT Attempts	4	at Tennessee 12/21/22

## GAME-BY-GAME

Opponent	Date	GS	MIN	Total		3-Pointers		Free throws		Rebounds				PF	A	TO	BLK	STL	PTS	AVG
				FG-FGA	PCT	3FG-3FGA	PCT	FT-FTA	PCT	OFF	DEF	TOT	AVG							
at NC State	11/07/2022	*	30:11	2-6	.333	0-0	.000	1-1	1.000	0	0	0	0.0	2	4	3	0	2	5	5.0
at Purdue	11/11/2022		06:35	0-2	.000	0-2	.000	0-0	.000	0	0	0	0.0	1	1	0	0	0	0	2.5
Milligan	11/14/2022		14:39	0-2	.000	0-1	.000	0-0	.000	0	3	3	1.0	2	1	2	0	1	0	1.7
at South Fla.	11/17/2022		14:04	1-2	.500	1-2	.500	0-0	.000	0	1	1	1.0	1	2	1	0	0	3	2.0
vs UAlbany	11/21/2022		18:00	0-1	.000	0-0	.000	0-0	.000	1	1	2	1.2	2	1	0	0	0	0	1.6
vs Bucknell	11/22/2022		06:00	0-2	.000	0-1	.000	0-0	.000	0	0	0	1.0	2	0	0	0	0	0	1.3
Howard	11/26/2022		09:19	0-4	.000	0-3	.000	0-0	.000	0	1	1	1.0	2	1	0	0	0	0	1.1
Western Ky.	11/30/2022		10:25	1-5	.200	1-2	.500	0-0	.000	0	1	1	1.0	0	0	2	0	0	3	1.4
Tennessee St.	12/03/2022		06:24	0-2	.000	0-1	.000	0-0	.000	0	1	1	1.0	0	0	0	0	0	0	1.2
Ky. Christian	12/06/2022		26:27	2-5	.400	1-2	.500	0-0	.000	0	4	4	1.3	1	10	1	0	1	5	1.6
Lindsey Wilson	12/12/2022		21:23	4-6	.667	1-2	.500	2-2	1.000	0	1	1	1.3	1	2	1	0	3	11	2.5
at Murray St.	12/16/2022		01:48	0-0	.000	0-0	.000	0-0	.000	0	0	0	1.2	0	0	1	0	0	0	2.3
at Tennessee	12/21/2022		23:51	1-5	.200	1-3	.333	3-4	.750	0	0	0	1.1	2	3	1	0	2	6	2.5
<b>Totals</b>		<b>1</b>	<b>189:06</b>	<b>11-42</b>	<b>.262</b>	<b>5-19</b>	<b>.263</b>	<b>6-7</b>	<b>.857</b>	<b>1</b>	<b>13</b>	<b>14</b>	<b>1.1</b>	<b>16</b>	<b>25</b>	<b>12</b>	<b>0</b>	<b>9</b>	<b>33</b>	<b>2.5</b>

## Player Averages

Games Played	Minutes/game	Points/game	FG Pct	3FG Pct	FT Pct	Rebounds/game	Assists/game	Turnovers/game	Assist/Turnover ratio	Steals/game	Blocks/game
13	14.5	2.5	26.2	26.3	85.7	1.1	1.9	0.9	2.1	0.7	0.0

11

## RODRIQUE MASSENAT

Junior | Guard | 6-5 | 200 | Trenton, N.J.

Trenton Catholic Academy | National Park (Ark.) College



### CAREER TOTALS/HIGHS

**GAME-BY-GAME**

12

**SHON ROBINSON**Redshirt Sophomore | Forward | 6-9 | 225 | Chicago, Ill.  
Eduprize High School | San Jose State**Player Notes**

• Voted ASUN Newcomer of the Week on Nov. 21 after averaging 18.5 points and 7.0 rebounds in a pair of wins over Milligan and South Florida.

**CAREER TOTALS/HIGHS**

SEASON	TEAM	GP-GS	MIN/AVG	Field Goals		3-Point		F-Throws		Rebounds				Scoring						
				FG-FGA	FG%	3FG-3FGA	3FG%	FT-FTA	FT%	OFF	DEF	TOT	AVG	PF-FO	A	TO	BLK	STL	PTS	AVG
2020-21	OM	6-0	20/3.3	3-10	.300	0-4	.000	2-5	.400	3	2	5	0.8	1-0	0	0	1	0	8	1.3
2021-22	SJSU	30-11	651/21.7	85-175	.486	15-58	.259	39-53	.736	26	111	137	4.6	56-2	37	47	21	20	224	7.5
2022-23	APSU	4-4	122/30.4	22-39	.564	2-5	.400	15-23	.652	5	16	21	5.3	4-0	6	9	1	9	61	15.3
<b>TOTAL FOR APSU</b>		<b>4-4</b>	<b>122/30.4</b>	<b>22-39</b>	<b>.564</b>	<b>2-5</b>	<b>.400</b>	<b>15-23</b>	<b>.652</b>	<b>5</b>	<b>16</b>	<b>21</b>	<b>5.3</b>	<b>4-0</b>	<b>6</b>	<b>9</b>	<b>1</b>	<b>9</b>	<b>61</b>	<b>15.3</b>
<b>TOTAL</b>		<b>40-15</b>	<b>793/19.8</b>	<b>110-224</b>	<b>.491</b>	<b>17-67</b>	<b>.254</b>	<b>56-81</b>	<b>.691</b>	<b>34</b>	<b>129</b>	<b>163</b>	<b>4.1</b>	<b>61-2</b>	<b>43</b>	<b>56</b>	<b>23</b>	<b>29</b>	<b>293</b>	<b>7.3</b>

**Single Game Highs**

Statistic	Value	
Points	27	vs Milligan 11/14/22
Rebounds	12	vs Santa Clara 12/21/21
Assists	5	vs Fresno St. 03/09/22, vs Milligan 11/14/22
Steals	6	vs Milligan 11/14/22
Blocks	5	vs Air Force 01/25/22
FG Made	10	vs Milligan 11/14/22
FG Attempts	16	vs Milligan 11/14/22
3FG Made	2	vs Cal St. Fullerton 11/11/21, vs South Dakota 11/30/21, at South Fla. 11/17/22
3FG Attempts	5	vs Cal St. Fullerton 11/11/21
FT Made	7	vs Milligan 11/14/22
FT Attempts	13	vs Milligan 11/14/22

## GAME-BY-GAME

Opponent	Date	GS	MIN	Total		3-Pointers		Free throws		Rebounds				PF	A	TO	BLK	STL	PTS	AVG
				FG-FGA	PCT	3FG-3FGA	PCT	FT-FTA	PCT	OFF	DEF	TOT	AVG							
at NC State	11/07/2022	*	33:24	5-9	.556	0-0	.000	3-4	.750	1	2	3	3.0	0	0	3	1	1	13	13.0
at Purdue	11/11/2022	*	37:01	3-9	.333	0-2	.000	5-6	.833	1	3	4	3.5	3	0	1	0	2	11	12.0
Milligan	11/14/2022	*	33:34	10-16	.625	0-1	.000	7-13	.538	3	6	9	5.3	0	5	2	0	6	27	17.0
at South Fla.	11/17/2022	*	17:43	4-5	.800	2-2	1.000	0-0	.000	0	5	5	5.3	1	1	3	0	0	10	15.3
<b>Totals</b>		<b>4</b>	<b>121:42</b>	<b>22-39</b>	<b>.564</b>	<b>2-5</b>	<b>.400</b>	<b>15-23</b>	<b>.652</b>	<b>5</b>	<b>16</b>	<b>21</b>	<b>5.3</b>	<b>4</b>	<b>6</b>	<b>9</b>	<b>1</b>	<b>9</b>	<b>61</b>	<b>15.3</b>

## Player Averages

Games Played	Minutes/game	Points/game	FG Pct	3FG Pct	FT Pct	Rebounds/game	Assists/game	Turnovers/game	Assist/Turnover ratio	Steals/game	Blocks/game
4	30.4	15.3	56.4	40.0	65.2	5.3	1.5	2.3	0.7	2.3	0.3

**14****NATHAN MOORE**

Redshirt Junior | Forward | 6-9 | 220 | Huntsville, Ala.  
 Huntsville High School | Wallace State (Ala.) Community College

**CAREER TOTALS/HIGHS**

SEASON	TEAM	GP-GS	MIN/AVG	Field Goals		3-Point		F-Throws		Rebounds				Scoring						
				FG-FGA	FG%	3FG-3FGA	3FG%	FT-FTA	FT%	OFF	DEF	TOT	AVG	PF-FO	A	TO	BLK	STL	PTS	AVG
2022-23	APSU	4-0	35/8.7	0-6	.000	0-2	.000	2-2	1.000	1	5	6	1.5	4-0	0	2	2	1	2	0.5
<b>TOTAL</b>		<b>4-0</b>	<b>35/8.7</b>	<b>0-6</b>	<b>.000</b>	<b>0-2</b>	<b>.000</b>	<b>2-2</b>	<b>1.000</b>	<b>1</b>	<b>5</b>	<b>6</b>	<b>1.5</b>	<b>4-0</b>	<b>0</b>	<b>2</b>	<b>2</b>	<b>1</b>	<b>2</b>	<b>0.5</b>

**Single Game Highs**

Statistic	Value	
Points	2	at NC State 11/07/22
Rebounds	4	at Tennessee 12/21/22
Steals	1	at Tennessee 12/21/22
Blocks	1	at Purdue 11/11/22, at Murray St. 12/16/22
FG Attempts	2	at NC State 11/07/22, at Tennessee 12/21/22
3FG Attempts	1	at Purdue 11/11/22, at Tennessee 12/21/22
FT Made	2	at NC State 11/07/22
FT Attempts	2	at NC State 11/07/22

### GAME-BY-GAME

Opponent	Date	GS	MIN	Total		3-Pointers		Free throws		Rebounds				PF	A	TO	BLK	STL	PTS	AVG
				FG-FGA	PCT	3FG-3FGA	PCT	FT-FTA	PCT	OFF	DEF	TOT	AVG							
at NC State	11/07/2022		09:28	0-2	.000	0-0	.000	2-2	1.000	1	1	2	2.0	1	0	1	0	0	2	2.0
at Purdue	11/11/2022		04:54	0-1	.000	0-1	.000	0-0	.000	0	0	0	1.0	1	0	1	1	0	0	1.0
at Murray St.	12/16/2022		03:25	0-1	.000	0-0	.000	0-0	.000	0	0	0	0.7	0	0	0	1	0	0	0.7
at Tennessee	12/21/2022		16:59	0-2	.000	0-1	.000	0-0	.000	0	4	4	1.5	2	0	0	0	1	0	0.5
<b>Totals</b>		<b>0</b>	<b>34:46</b>	<b>0-6</b>	<b>.000</b>	<b>0-2</b>	<b>.000</b>	<b>2-2</b>	<b>1.000</b>	<b>1</b>	<b>5</b>	<b>6</b>	<b>1.5</b>	<b>4</b>	<b>0</b>	<b>2</b>	<b>2</b>	<b>1</b>	<b>2</b>	<b>0.5</b>

### Player Averages

Games Played	Minutes/ game	Points/ game	FG Pct	3FG Pct	FT Pct	Rebounds/ game	Assists/ game	Turnovers/ game	Assist/Turnover ratio	Steals/ game	Blocks/ game
4	8.7	0.5	0.0	0.0	100.0	1.5	0.0	0.5	0.0	0.3	0.5

**20****CODEY BATES**Senior | Guard | 6-2 | 210 | Memphis, Tenn.  
Southwind High School**CAREER TOTALS/HIGHS**

SEASON	TEAM	GP-GS	MIN/AVG	Field Goals		3-Point		F-Throws		Rebounds				Scoring						
				FG-FGA	FG%	3FG-3FGA	3FG%	FT-FTA	FT%	OFF	DEF	TOT	AVG	PF	FO A	TO	BLK	STL	PTS	AVG
2019-20	APSU	6-0	11/1.9	2-3	.667	1-2	.500	1-2	.500	1	0	1	0.2	3-0	1	1	0	0	6	1.0
2020-21	APSU	3-0	7/2.3	0-2	.000	0-0	.000	0-0	.000	1	0	1	0.3	1-0	0	0	0	0	0	0.0
2021-22	APSU	5-0	10/2.0	0-5	.000	0-3	.000	0-4	.000	1	0	1	0.2	2-0	0	0	0	0	0	0.0
2022-23	APSU	4-0	11/2.7	1-6	.167	1-5	.200	0-1	.000	2	5	7	1.8	1-0	0	0	0	0	3	0.8
<b>TOTAL</b>		<b>18-0</b>	<b>39/2.2</b>	<b>3-16</b>	<b>.188</b>	<b>2-10</b>	<b>.200</b>	<b>1-7</b>	<b>.143</b>	<b>5</b>	<b>5</b>	<b>10</b>	<b>0.6</b>	<b>7-0</b>	<b>1</b>	<b>1</b>	<b>0</b>	<b>0</b>	<b>9</b>	<b>0.5</b>

**Single Game Highs**

Statistic	Value	
Points	3	vs Tennessee St. 01/23/20, vs Ky. Christian 12/06/22
Rebounds	3	vs Ky. Christian 12/06/22
Assists	1	at Southeast Mo. St. 01/16/20
FG Made	1	vs Oakland City 11/05/19, vs Tennessee St. 01/23/20, vs Ky. Christian 12/06/22
FG Attempts	5	vs Ky. Christian 12/06/22
3FG Made	1	vs Tennessee St. 01/23/20, vs Ky. Christian 12/06/22
3FG Attempts	4	vs Ky. Christian 12/06/22
FT Made	1	at Southeast Mo. St. 01/16/20
FT Attempts	2	at Southeast Mo. St. 01/16/20, vs Milligan 12/05/21, at Morehead St. 02/05/22

### GAME-BY-GAME

Opponent	Date	GS	MIN	Total		3-Pointers		Free throws		Rebounds				PF	A	TO	BLK	STL	PTS	AVG
				FG-FGA	PCT	3FG-3FGA	PCT	FT-FTA	PCT	OFF	DEF	TOT	AVG							
at NC State	11/07/2022		02:09	0-1	.000	0-1	.000	0-0	.000	1	1	2	2.0	0	0	0	0	0	0	0.0
vs UAlbany	11/21/2022		00:00	0-0	.000	0-0	.000	0-0	.000	0	0	0	1.0	0	0	0	0	0	0	0.0
Ky. Christian	12/06/2022		06:42	1-5	.200	1-4	.250	0-0	.000	1	2	3	1.7	1	0	0	0	0	3	1.0
Lindsey Wilson	12/12/2022		01:56	0-0	.000	0-0	.000	0-1	.000	0	2	2	1.8	0	0	0	0	0	0	0.8
<b>Totals</b>		<b>0</b>	<b>10:47</b>	<b>1-6</b>	<b>.167</b>	<b>1-5</b>	<b>.200</b>	<b>0-1</b>	<b>.000</b>	<b>2</b>	<b>5</b>	<b>7</b>	<b>1.8</b>	<b>1</b>	<b>0</b>	<b>0</b>	<b>0</b>	<b>0</b>	<b>3</b>	<b>0.8</b>


### Player Averages

Games Played	Minutes/ game	Points/ game	FG Pct	3FG Pct	FT Pct	Rebounds/ game	Assists/ game	Turnovers/ game	Assist/Turnover ratio	Steals/ game	Blocks/ game
4	2.7	0.8	16.7	20.0	0.0	1.8	0.0	0.0	0.0	0.0	0.0

**22**

**KAMARIE COFFEY**

Sophomore | Guard | 6-7 | 200 | Clarksville, Tenn.  
West Creek High School | Columbia State (Tenn.) Community College



**CAREER TOTALS/HIGHS**

SEASON	TEAM	GP-GS	MIN/AVG	Field Goals		3-Point		F-Throws		Rebounds				Scoring								
				FG-FGA	FG%	3FG-3FGA	3FG%	FT-FTA	FT%	OFF	DEF	TOT	AVG	PF	FO	A	TO	BLK	STL	PTS	AVG	
2022-23	APSU	1-0	2/1.9	0-0	.000	0-0	.000	0-0	.000	0	0	0	0.0	0-0	0	0	0	0	0	0	0	0.0
<b>TOTAL</b>		<b>1-0</b>	<b>2/1.9</b>	<b>0-0</b>	<b>.000</b>	<b>0-0</b>	<b>.000</b>	<b>0-0</b>	<b>.000</b>	<b>0</b>	<b>0</b>	<b>0</b>	<b>0.0</b>	<b>0-0</b>	<b>0</b>	<b>0</b>	<b>0</b>	<b>0</b>	<b>0</b>	<b>0</b>	<b>0</b>	<b>0.0</b>

### GAME-BY-GAME

Opponent	Date	GS	MIN	Total		3-Pointers		Free throws		Rebounds				PF	A	TO	BLK	STL	PTS	AVG
				FG-FGA	PCT	3FG-3FGA	PCT	FT-FTA	PCT	OFF	DEF	TOT	AVG							
Lindsey Wilson	12/12/2022		01:56	0-0	.000	0-0	.000	0-0	.000	0	0	0	0.0	0	0	0	0	0	0	0.0
<b>Totals</b>		<b>0</b>	<b>01:56</b>	<b>0-0</b>	<b>.000</b>	<b>0-0</b>	<b>.000</b>	<b>0-0</b>	<b>.000</b>	<b>0</b>	<b>0</b>	<b>0</b>	<b>0.0</b>	<b>0</b>	<b>0</b>	<b>0</b>	<b>0</b>	<b>0</b>	<b>0</b>	<b>0.0</b>

#### Player Averages

Games Played	Minutes/ game	Points/ game	FG Pct	3FG Pct	FT Pct	Rebounds/ game	Assists/ game	Turnovers/ game	Assist/Turnover ratio	Steals/ game	Blocks/ game
1	1.9	0.0	0.0	0.0	0.0	0.0	0.0	0.0	0.0	0.0	0.0

**23****KELECHI OKWOROGWO**Freshman | Forward | 6-6 | 210 | Bronx, N.Y.  
Westminster School (Conn.)**CAREER TOTALS/HIGHS**

SEASON	TEAM	GP-GS	MIN/AVG	Field Goals		3-Point		F-Throws		Rebounds				Scoring						
				FG-FGA	FG%	3FG-3FGA	3FG%	FT-FTA	FT%	OFF	DEF	TOT	AVG	PF	FO	A	TO	BLK	STL	PTS
2022-23	APSU	8-0	55/6.8	9-14	.643	1-3	.333	4-9	.444	4	8	12	1.5	11-0	0	6	5	2	23	2.9
<b>TOTAL</b>		<b>8-0</b>	<b>55/6.8</b>	<b>9-14</b>	<b>.643</b>	<b>1-3</b>	<b>.333</b>	<b>4-9</b>	<b>.444</b>	<b>4</b>	<b>8</b>	<b>12</b>	<b>1.5</b>	<b>11-0</b>	<b>0</b>	<b>6</b>	<b>5</b>	<b>2</b>	<b>23</b>	<b>2.9</b>

**Single Game Highs**

Statistic	Value	
Points	8	vs Ky. Christian 12/06/22
Rebounds	4	vs Ky. Christian 12/06/22, vs Milligan 11/14/22
Steals	1	at NC State 11/07/22, vs Lindsey Wilson 12/12/22
Blocks	4	vs Lindsey Wilson 12/12/22
FG Made	3	vs Ky. Christian 12/06/22, vs Milligan 11/14/22
FG Attempts	5	vs Ky. Christian 12/06/22
3FG Made	1	vs Western Ky. 11/30/22
3FG Attempts	1	vs Western Ky. 11/30/22, vs Ky. Christian 12/06/22, vs Milligan 11/14/22
FT Made	2	vs Ky. Christian 12/06/22
FT Attempts	4	vs Milligan 11/14/22

## GAME-BY-GAME

Opponent	Date	GS	MIN	Total		3-Pointers		Free throws		Rebounds				PF	A	TO	BLK	STL	PTS	AVG
				FG-FGA	PCT	3FG-3FGA	PCT	FT-FTA	PCT	OFF	DEF	TOT	AVG							
at NC State	11/07/2022		12:51	1-3	.333	0-0	.000	1-2	.500	1	2	3	3.0	2	0	0	0	1	3	3.0
Milligan	11/14/2022		07:30	3-4	.750	0-1	.000	1-4	.250	1	3	4	3.5	1	0	0	1	0	7	5.0
vs UAlbany	11/21/2022		00:00	0-0	.000	0-0	.000	0-0	.000	0	0	0	2.3	0	0	0	0	0	0	3.3
Western Ky.	11/30/2022		02:05	1-1	1.000	1-1	1.000	0-0	.000	0	0	0	1.8	0	0	0	0	0	3	3.3
Tennessee St.	12/03/2022		00:36	0-0	.000	0-0	.000	0-0	.000	0	0	0	1.4	0	0	0	0	0	0	2.6
Ky. Christian	12/06/2022		12:50	3-5	.600	0-1	.000	2-3	.667	2	2	4	1.8	2	0	2	0	0	8	3.5
Lindsey Wilson	12/12/2022		15:06	1-1	1.000	0-0	.000	0-0	.000	0	1	1	1.7	4	0	3	4	1	2	3.3
at Tennessee	12/21/2022		03:45	0-0	.000	0-0	.000	0-0	.000	0	0	0	1.5	2	0	1	0	0	0	2.9
<b>Totals</b>		<b>0</b>	<b>54:43</b>	<b>9-14</b>	<b>.643</b>	<b>1-3</b>	<b>.333</b>	<b>4-9</b>	<b>.444</b>	<b>4</b>	<b>8</b>	<b>12</b>	<b>1.5</b>	<b>11</b>	<b>0</b>	<b>6</b>	<b>5</b>	<b>2</b>	<b>23</b>	<b>2.9</b>

## Player Averages

Games Played	Minutes/game	Points/game	FG Pct	3FG Pct	FT Pct	Rebounds/game	Assists/game	Turnovers/game	Assist/Turnover ratio	Steals/game	Blocks/game
8	6.8	2.9	64.3	33.3	44.4	1.5	0.0	0.8	0.0	0.3	0.6

# 24 JALEN WARE

Redshirt Sophomore | Forward | 6-8 | 200 | Winston-Salem, N.C.  
Walkerstown High School | Tallahassee (Fla.) Community College



## Player Notes

- Made first career start Nov. 21 against Albany
- Named to the Greenlight Sunshine Slam All-Tournament Team on Nov. 22

## CAREER TOTALS/HIGHS

SEASON	TEAM	GP-GS	MIN/AVG	Field Goals		3-Point		F-Throws		Rebounds				Scoring						
				FG-FGA	FG%	3FG-3FGA	3FG%	FT-FTA	FT%	OFF	DEF	TOT	AVG	PF-FO	A	TO	BLK	STL	PTS	AVG
2021-22	APSU	17-0	115/6.7	9-29	.310	0-11	.000	3-6	.500	16	11	27	1.6	10-0	1	2	1	5	21	1.2
2022-23	APSU	12-9	289/24.1	27-52	.519	6-12	.500	15-28	.536	19	45	64	5.3	21-0	8	5	10	7	75	6.3
<b>TOTAL</b>		<b>29-9</b>	<b>403/13.9</b>	<b>36-81</b>	<b>.444</b>	<b>6-23</b>	<b>.261</b>	<b>18-34</b>	<b>.529</b>	<b>35</b>	<b>56</b>	<b>91</b>	<b>3.1</b>	<b>31-0</b>	<b>9</b>	<b>7</b>	<b>11</b>	<b>12</b>	<b>96</b>	<b>3.3</b>

## Single Game Highs

Statistic	Value	
Points	12	vs Bucknell 11/22/22
Rebounds	8	at South Fla. 11/17/22, vs Ky. Christian 12/06/22, vs Milligan 11/14/22
Assists	3	vs Ky. Christian 12/06/22
Steals	2	at Morehead St. 02/05/22, at Murray St. 02/17/22, vs Bucknell 11/22/22
Blocks	2	at South Fla. 11/17/22, at Tennessee 12/21/22
FG Made	5	vs Bucknell 11/22/22
FG Attempts	7	vs Howard 11/26/22, vs Bucknell 11/22/22
3FG Made	2	vs Lindsey Wilson 12/12/22, vs Bucknell 11/22/22
3FG Attempts	3	vs Bucknell 11/22/22
FT Made	3	at South Fla. 11/17/22, vs Milligan 11/14/22
FT Attempts	7	at South Fla. 11/17/22

**GAME-BY-GAME**

Opponent	Date	GS	MIN	Total		3-Pointers		Free throws		Rebounds				PF	A	TO	BLK	STL	PTS	AVG
				FG-FGA	PCT	3FG-3FGA	PCT	FT-FTA	PCT	OFF	DEF	TOT	AVG							
at NC State	11/07/2022		03:06	0-1	.000	0-1	.000	1-2	.500	0	0	0	0.0	0	0	0	0	0	1	1.0
Milligan	11/14/2022		19:21	2-4	.500	0-0	.000	3-6	.500	4	4	8	4.0	2	1	0	1	0	7	4.0
at South Fla.	11/17/2022		23:57	0-2	.000	0-0	.000	3-7	.429	3	5	8	5.3	2	1	0	2	0	3	3.7
vs UAlbany	11/21/2022	*	31:00	4-6	.667	1-2	.500	1-2	.500	0	6	6	5.5	3	0	1	1	0	10	5.3
vs Bucknell	11/22/2022	*	37:00	5-7	.714	2-3	.667	0-1	.000	4	3	7	5.8	2	0	0	0	2	12	6.6
Howard	11/26/2022	*	27:37	3-7	.429	0-0	.000	0-0	.000	2	3	5	5.7	2	0	0	0	1	6	6.5
Western Ky.	11/30/2022	*	17:20	0-1	.000	0-0	.000	0-0	.000	0	2	2	5.1	0	0	0	1	0	0	5.6
Tennessee St.	12/03/2022	*	32:50	3-5	.600	0-0	.000	2-2	1.000	2	4	6	5.3	2	1	0	1	1	8	5.9
Ky. Christian	12/06/2022	*	16:50	4-6	.667	1-2	.500	1-2	.500	1	7	8	5.6	1	3	0	1	1	10	6.3
Lindsey Wilson	12/12/2022	*	21:17	2-3	.667	2-2	1.000	2-2	1.000	0	3	3	5.3	3	0	1	0	1	8	6.5
at Murray St.	12/16/2022	*	29:24	2-6	.333	0-1	.000	2-2	1.000	1	4	5	5.3	2	1	2	1	0	6	6.5
at Tennessee	12/21/2022	*	29:01	2-4	.500	0-1	.000	0-2	.000	2	4	6	5.3	2	1	1	2	1	4	6.3
<b>Totals</b>		<b>9</b>	<b>288:44</b>	<b>27-52</b>	<b>.519</b>	<b>6-12</b>	<b>.500</b>	<b>15-28</b>	<b>.536</b>	<b>19</b>	<b>45</b>	<b>64</b>	<b>5.3</b>	<b>21</b>	<b>8</b>	<b>5</b>	<b>10</b>	<b>7</b>	<b>75</b>	<b>6.3</b>

**Player Averages**

Games Played	Minutes/ game	Points/ game	FG Pct	3FG Pct	FT Pct	Rebounds/ game	Assists/ game	Turnovers/ game	Assist/Turnover ratio	Steals/ game	Blocks/ game
12	24.1	6.3	51.9	50.0	53.6	5.3	0.7	0.4	1.6	0.6	0.8

41

**CAMERON COPELAND**

Senior | Forward | 6-7 | 190 | Douglasville, Ga.  
Douglasville County High School | College of Charleston



**CAREER TOTALS/HIGHS**

SEASON	TEAM	GP-GS	MIN/AVG	Field Goals		3-Point		F-Throws		Rebounds				Scoring						
				FG-FGA	FG%	3FG-3FGA	3FG%	FT-FTA	FT%	OFF	DEF	TOT	AVG	PF-FO	A	TO	BLK	STL	PTS	AVG
2018-19	UNF	12-0	82/6.8	9-35	.257	3-16	.188	8-8	1.000	1	3	4	0.3	5-0	5	4	0	3	29	2.4
2020-21	CC	19-0	304/16.0	42-82	.512	10-27	.370	12-14	.857	8	47	55	2.9	17-0	6	11	2	7	106	5.6
2021-22	APSU	29-14	673/23.2	96-236	.407	30-92	.326	27-35	.771	35	80	115	4.0	47-0	41	39	7	31	249	8.6
2022-23	APSU	13-4	301/23.2	45-116	.388	16-49	.327	13-14	.929	7	33	40	3.1	22-1	22	17	2	12	119	9.2
<b>TOTAL FOR APSU</b>		<b>42-18</b>	<b>974/23.2</b>	<b>141-352</b>	<b>.401</b>	<b>46-141</b>	<b>.326</b>	<b>40-49</b>	<b>.816</b>	<b>42</b>	<b>113</b>	<b>155</b>	<b>3.7</b>	<b>69-1</b>	<b>63</b>	<b>56</b>	<b>9</b>	<b>43</b>	<b>368</b>	<b>8.8</b>
<b>TOTAL</b>		<b>73-18</b>	<b>1361/18.6</b>	<b>192-469</b>	<b>.409</b>	<b>59-184</b>	<b>.321</b>	<b>60-71</b>	<b>.845</b>	<b>51</b>	<b>163</b>	<b>214</b>	<b>2.9</b>	<b>91-1</b>	<b>74</b>	<b>71</b>	<b>11</b>	<b>53</b>	<b>503</b>	<b>6.9</b>

**Single Game Highs**

Statistic	Value	
Points	25	at North Florida 12/11/21
Rebounds	9	4 times
Assists	6	at North Florida 12/11/21
Steals	7	at Howard 11/26/21
Blocks	2	vs Southeast Mo. St. 02/10/22, vs Howard 11/26/22
FG Made	10	at North Florida 12/11/21
FG Attempts	17	at North Florida 12/11/21
3FG Made	5	at North Florida 12/11/21
3FG Attempts	8	vs Howard 11/26/22, vs Bucknell 11/22/22
FT Made	6	vs Towson 02/07/21, vs Lindsey Wilson 12/12/22
FT Attempts	6	vs Towson 02/07/21, vs Tennessee St. 02/12/22, vs Lindsey Wilson 12/12/22

## GAME-BY-GAME

Opponent	Date	GS	MIN	Total		3-Pointers		Free throws		Rebounds				PF	A	TO	BLK	STL	PTS	AVG	
				FG-FGA	PCT	3FG-3FGA	PCT	FT-FTA	PCT	OFF	DEF	TOT	AVG								
at NC State	11/07/2022	*	11:09	2-4	.500	1-1	1.000	0-0	.000	0	0	0	0.0	1	0	3	0	1	5	5.0	
at Purdue	11/11/2022	*	29:56	4-10	.400	2-4	.500	0-0	.000	0	5	5	2.5	3	1	1	0	0	10	7.5	
Milligan	11/14/2022	*	12:51	1-4	.250	1-1	1.000	0-0	.000	0	0	0	1.7	2	4	1	0	1	3	6.0	
at South Fla.	11/17/2022		10:08	0-5	.000	0-3	.000	0-0	.000	0	2	2	1.8	0	1	0	0	0	0	4.5	
vs UAlbany	11/21/2022		31:00	5-8	.625	0-2	.000	0-0	.000	0	2	2	1.8	2	2	1	0	0	10	5.6	
vs Bucknell	11/22/2022		22:00	6-16	.375	3-8	.375	0-0	.000	0	3	3	2.0	3	2	0	0	2	15	7.2	
Howard	11/26/2022		32:12	3-15	.200	1-8	.125	0-1	.000	2	4	6	2.6	0	2	1	2	3	7	7.1	
Western Ky.	11/30/2022		31:20	6-9	.667	3-4	.750	0-0	.000	2	1	3	2.6	1	3	2	0	0	15	8.1	
Tennessee St.	12/03/2022		29:39	7-13	.538	2-5	.400	0-0	.000	0	8	8	3.2	1	3	1	0	2	16	9.0	
Ky. Christian	12/06/2022		22:22	3-6	.500	0-2	.000	5-5	1.000	1	4	5	3.4	0	1	1	0	1	11	9.2	
Lindsey Wilson	12/12/2022		14:19	3-5	.600	2-4	.500	6-6	1.000	0	1	1	3.2	5	1	2	0	2	14	9.6	
at Murray St.	12/16/2022		30:07	4-13	.308	0-3	.000	0-0	.000	1	2	3	3.2	2	1	1	0	0	8	9.5	
at Tennessee	12/21/2022	*	24:05	1-8	.125	1-4	.250	2-2	1.000	1	1	2	3.1	2	1	3	0	0	5	9.2	
<b>Totals</b>			<b>4</b>	<b>301:08</b>	<b>45-116</b>	<b>.388</b>	<b>16-49</b>	<b>.327</b>	<b>13-14</b>	<b>.929</b>	<b>7</b>	<b>33</b>	<b>40</b>	<b>3.1</b>	<b>22</b>	<b>22</b>	<b>17</b>	<b>2</b>	<b>12</b>	<b>119</b>	<b>9.2</b>

## Player Averages

Games Played	Minutes/game	Points/game	FG Pct	3FG Pct	FT Pct	Rebounds/game	Assists/game	Turnovers/game	Assist/Turnover ratio	Steals/game	Blocks/game
13	23.2	9.2	38.8	32.7	92.9	3.1	1.7	1.3	1.3	0.9	0.2

**42****JACOB ROBERTS**Sophomore | Guard | 6-4 | 210 | Memphis, Tenn.  
White Station High School**CAREER TOTALS/HIGHS**

SEASON	TEAM	GP-GS	MIN/AVG	Field Goals		3-Point		F-Throws		Rebounds				Scoring						
				FG-FGA	FG%	3FG-3FGA	3FG%	FT-FTA	FT%	OFF	DEF	TOT	AVG	PF-FO	A	TO	BLK	STL	PTS	AVG
2021-22	APSU	3-0	5/1.8	3-4	.750	1-1	1.000	0-0	.000	2	1	3	1.0	0-0	0	2	0	0	7	2.3
2022-23	APSU	4-0	7/1.8	1-5	.200	0-1	.000	1-2	.500	2	4	6	1.5	1-0	0	1	0	0	3	0.8
<b>TOTAL</b>		<b>7-0</b>	<b>13/1.8</b>	<b>4-9</b>	<b>.444</b>	<b>1-2</b>	<b>.500</b>	<b>1-2</b>	<b>.500</b>	<b>4</b>	<b>5</b>	<b>9</b>	<b>1.3</b>	<b>1-0</b>	<b>0</b>	<b>3</b>	<b>0</b>	<b>0</b>	<b>10</b>	<b>1.4</b>

**Single Game Highs**

Statistic	Value	
Points	7	at Morehead St. 02/05/22
Rebounds	2	at Morehead St. 02/05/22, vs Ky. Christian 12/06/22, vs Lindsey Wilson 12/12/22
FG Made	3	at Morehead St. 02/05/22
FG Attempts	3	at Morehead St. 02/05/22
3FG Made	1	at Morehead St. 02/05/22
3FG Attempts	1	at Morehead St. 02/05/22, vs Ky. Christian 12/06/22
FT Made	1	vs Lindsey Wilson 12/12/22
FT Attempts	2	vs Lindsey Wilson 12/12/22

## GAME-BY-GAME

Opponent	Date	GS	MIN	Total		3-Pointers		Free throws		Rebounds				PF	A	TO	BLK	STL	PTS	AVG
				FG-FGA	PCT	3FG-3FGA	PCT	FT-FTA	PCT	OFF	DEF	TOT	AVG							
at NC State	11/07/2022		01:20	0-2	.000	0-0	.000	0-0	.000	0	1	1	1.0	0	0	0	0	0	0	0.0
vs UAlbany	11/21/2022		00:00	0-0	.000	0-0	.000	0-0	.000	0	1	1	1.0	0	0	0	0	0	0	0.0
Ky. Christian	12/06/2022		03:57	1-2	.500	0-1	.000	0-0	.000	1	1	2	1.3	1	0	0	0	0	2	0.7
Lindsey Wilson	12/12/2022		01:56	0-1	.000	0-0	.000	1-2	.500	1	1	2	1.5	0	0	1	0	0	1	0.8
<b>Totals</b>		<b>0</b>	<b>07:13</b>	<b>1-5</b>	<b>.200</b>	<b>0-1</b>	<b>.000</b>	<b>1-2</b>	<b>.500</b>	<b>2</b>	<b>4</b>	<b>6</b>	<b>1.5</b>	<b>1</b>	<b>0</b>	<b>1</b>	<b>0</b>	<b>0</b>	<b>3</b>	<b>0.8</b>

## Player Averages

Games Played	Minutes/ game	Points/ game	FG Pct	3FG Pct	FT Pct	Rebounds/ game	Assists/ game	Turnovers/ game	Assist/Turnover ratio	Steals/ game	Blocks/ game
4	1.8	0.8	20.0	0.0	50.0	1.5	0.0	0.3	0.0	0.0	0.0

AUSTIN PEAY'S RECORD WHEN...

**Game Site**

At Dunn Center.....	4-2 (W3)
On the Road.....	1-4 (L2)
At Neutral Site.....	1-1 (L1)

**Against AP Top-25 Opponents**

At Dunn Center.....	0-0
On the Road.....	0-1 (L1)
At Neutral Site.....	0-0

**Against USA Today Coaches Top-25 Opponents**

At Dunn Center.....	0-0
On the Road.....	0-1 (L1)
At Neutral Site.....	0-0

**Opening Tip-Off**

Winning the Tip.....	2-1 (L1)
Losing the Tip.....	4-6 (L2)

**Day of the Week (Game Starts)**

Sunday.....	0-0
Monday.....	3-1 (W3)
Tuesday.....	1-1 (W1)
Wednesday.....	0-2 (L2)
Thursday.....	1-0 (W1)
Friday.....	0-2 (L2)
Saturday.....	1-1 (W1)

**Tip-Off**

Before 6 p.m. local time (afternoons).....	2-2 (W1)
At or after 6 p.m. local time (evenings).....	4-5 (L2)

**Final Margin**

1-3 points.....	1-2 (L2)
4-9 points.....	0-1 (L1)
10-19 points.....	2-2 (W1)
20-29 points.....	2-0 (W2)
30 or more points.....	1-2 (L1)

**When Austin Peay Scores**

39 or less.....	0-0
40-49.....	0-1 (L1)
50-59.....	0-2 (L2)
60-69.....	1-2 (L2)
70-79.....	2-1 (W1)
80-89.....	1-0 (W1)
90-99.....	1-0 (W1)
100 or more.....	1-0 (W1)

**When Austin Peay Allows**

39 or less.....	0-0
40-49.....	0-1 (L1)
50-59.....	2-1 (W1)
60-69.....	3-2 (L1)
70-79.....	1-2 (L2)
80-89.....	0-0
90-99.....	0-1 (L1)
100 or more.....	0-0

**Halftime**

Leading.....	4-4 (L1)
Trailing.....	2-3 (L1)
Tied.....	0-0

**With Five Minutes to Play in Regulation**

Leading.....	5-1 (L1)
Trailing.....	1-5 (L3)
Tied.....	0-1 (L1)

**With Two Minutes to Play in Regulation**

Leading.....	6-1 (W3)
Trailing.....	0-5 (L5)
Tied.....	0-1 (L1)

**Overtime**

1 Overtime.....	0-0
-----------------	-----

**Field Goal Percentage**

Higher than Opponent.....	5-0 (W5)
Lower than Opponent.....	1-7 (L5)
Equal.....	0-0

**Austin Peay Field Goal Percentage**

29% or less.....	0-2 (L2)
30-39%.....	1-3 (L2)
40-49%.....	2-1 (L1)
50% or more.....	3-1 (W2)

**Opponent Field Goal Percentage**

29% or less.....	0-0
30-39%.....	1-0 (W1)
40-49%.....	5-2 (L1)
50% or more.....	0-5 (L5)

**Rebounds**

More than Opponent.....	5-1 (W3)
Fewer than Opponent.....	1-6 (L4)
Same as Opponent.....	0-0

**Offensive Rebounds**

More than Opponent.....	4-3 (W3)
Fewer than Opponent.....	1-3 (L1)
Same as Opponent.....	1-1 (L1)

**3-Pointers Made**

More than Opponent.....	5-4 (W3)
Fewer than Opponent.....	1-2 (L1)
Same as Opponent.....	0-1 (L1)

**Austin Peay 3-Pointers Made**

5 or less.....	1-4 (L2)
6-9.....	2-2 (W2)
10-14.....	3-1 (W1)
15 or more.....	0-0

**Opponent 3-Pointers Made**

5 or less.....	4-4 (L1)
6-9.....	2-2 (L1)
10-14.....	0-1 (L1)
15 or more.....	0-0

**Free Throws Made**

More than Opponent.....	5-2 (L1)
Fewer than Opponent.....	1-5 (L4)
Same as Opponent.....	0-0

**Austin Peay Free Throws Made**

5 or less.....	0-0
6-9.....	0-3 (L3)
10-14.....	2-3 (L2)
15 or more.....	4-1 (W4)

**Opponent Free Throws Made**

5 or less.....	1-0 (W1)
6-9.....	1-2 (L1)
10-14.....	2-4 (L1)
15 or more.....	2-1 (W1)

**Turnovers**

More than Opponent.....	1-4 (L3)
Fewer than Opponent.....	4-3 (W2)
Same as Opponent.....	1-0 (W1)

**Austin Peay Turnovers**

5 or less.....	0-0
6-9.....	2-2 (L1)
10-14.....	3-1 (W2)
15 or more.....	1-4 (L2)

**Opponent Turnovers**

5 or less.....	0-0
6-9.....	1-1 (L1)
10-14.....	3-4 (L2)
15 or more.....	2-2 (W1)

**Assists**

More than Opponent.....	4-1 (W2)
Fewer than Opponent.....	2-6 (L2)
Same as Opponent.....	0-0

**Austin Peay Assists**

5 or less.....	0-0
6-9.....	0-2 (L2)
10-14.....	3-5 (L3)
15 or more.....	3-0 (W3)

**Opponent Assists**

5 or less.....	0-0
6-9.....	0-0
10-14.....	6-4 (L1)
15 or more.....	0-3 (L3)

**Bench Scoring**

More than Opponent.....	5-3 (W3)
Fewer Than Opponent.....	1-4 (L2)
Same as Opponent.....	0-0

**Points in the Paint**

More than Opponent.....	3-0 (W3)
Fewer Than Opponent.....	2-7 (L2)
Same as Opponent.....	1-0 (W1)

**Second Chance Points**

More than Opponent.....	5-3 (W3)
Fewer Than Opponent.....	1-4 (L3)
Same as Opponent.....	0-0

**Individual Scoring**

0 players in double figures.....	0-0
1 player in double figures.....	0-2 (L2)
2 players in double figures.....	0-1 (L1)
3 players in double figures.....	2-2 (L1)
4 players in double figures.....	2-1 (W1)
5 or more players in double figures.....	2-1 (W1)

**Televised On**

ACC Network Extra.....	0-1 (L1)
Big Ten Network.....	0-1 (L1)
ESPN+.....	5-3 (L1)
FloHoops.....	1-1 (L1)
SEC Network+.....	0-1 (L1)

**Governors Sports Network Crew**

Rives, Schmidt.....	4-6 (L2)
Gresham.....	0-1 (L1)
Schmidt, Gresham.....	1-0 (W1)
Schmidt, Stokes.....	1-0 (W1)

**Attendance**

499 or less.....	1-0 (W1)
500-999.....	0-0
1,000-1,499.....	2-2 (W2)
1,500-1,999.....	3-1 (W1)
2,000-4,999.....	0-0
5,000-9,999.....	0-1 (L1)
10,000 or more.....	0-3 (L3)

**Uniforms**

Black.....	1-3 (L2)
Red.....	2-2 (L1)
White.....	3-2 (W2)

**Month**

November.....	3-5 (L3)
December.....	3-2 (L2)
January.....	0-0
February.....	0-0

**Conferences**

ACC.....	0-1 (L1)
Big 10.....	0-1 (L1)
Appalachian Athletic Conference.....	2-0 (W2)
The American.....	1-0 (W1)
America East.....	1-0 (W1)
Patriot League.....	0-1 (L1)
MEAC.....	0-1 (L1)
Conference USA.....	0-1 (L1)
OVC.....	1-0 (W1)
Mid-South Conference.....	1-0 (W1)
Missouri Valley Conference.....	0-1 (L1)
SEC.....	0-1 (L1)

**Opponent from**

North Carolina.....	0-1 (L1)
Indiana.....	0-1 (L1)
Tennessee.....	2-1 (L1)
Florida.....	1-0 (W1)
New York.....	1-0 (W1)
Pennsylvania.....	0-1 (L1)
Washington, D.C.....	0-1 (L1)
Kentucky.....	2-2 (L1)

**Playing in**

North Carolina.....	0-1 (L1)
Indiana.....	0-1 (L1)
Tennessee.....	4-3 (L1)
Florida.....	2-1 (L1)
Kentucky.....	0-1 (L1)

**Starting Lineups**

Fauntleroy, Durugordon, Copeland, Robinson, Hutchins-Everett.....	0-1 (L1)
Paez, Durugordon, Copeland, Robinson, Hutchins-Everett.....	0-1 (L1)
Perkins, Durugordon, Copeland, Robinson, Hutchins-Everett.....	1-0 (W1)
Paez, Perkins, Stone-Carrawell, Robinson, Hutchins-Everett.....	1-0 (W1)
Paez, Perkins, Stone-Carrawell, Ware, Hutchins-Everett.....	1-1 (L1)
Paez, Durugordon, Stone-Carrawell, Ware, Hutchins-Everett.....	2-2 (L1)
Paez, Durugordon, Perkins, Ware, Hutchins-Everett.....	1-1 (W1)
Paez, Durugordon, Copeland, Ware, Hutchins-Everett.....	0-1 (L1)

## STARTING LINEUP BY GAME

<u>Opponent</u>	<u>Guard</u>	<u>Guard</u>	<u>Forward</u>	<u>Forward</u>	<u>Center</u>
at North Carolina State	Fauntleroy	Durugordon	Copeland	Robinson	Hutchins-Everett
at Purdue	Paez	Durugordon	Copeland	Robinson	Hutchins-Everett
Milligan	Perkins	Durugordon	Copeland	Robinson	Hutchins-Everett
at South Florida	Paez	Perkins	Stone-Carrawell	Robinson	Hutchins-Everett
vs. Albany	Paez	Perkins	Stone-Carrawell	Ware	Hutchins-Everett
vs. Bucknell	Paez	Perkins	Stone-Carrawell	Ware	Hutchins-Everett
Howard	Paez	Durugordon	Stone-Carrawell	Ware	Hutchins-Everett
Western Kentucky	Paez	Durugordon	Perkins	Ware	Hutchins-Everett
Tennessee State	Paez	Durugordon	Perkins	Ware	Hutchins-Everett
Kentucky Christian	Paez	Durugordon	Perkins	Ware	Hutchins-Everett
Lindsey Wilson	Paez	Durugordon	Stone-Carrawell	Ware	Hutchins-Everett
at Murray State	Paez	Durugordon	Stone-Carrawell	Ware	Hutchins-Everett
at Tennessee	Paez	Durugordon	Copeland	Ware	Hutchins-Everett
at Queens					
at North Florida					
Florida Gulf Coast					
Central Arkansas					
Lipscomb					
at Lipscomb					
Bellarmine					
Eastern Kentucky					
at Kennesaw State					
at Jacksonville State					
Liberty					
Queens					
at North Alabama					
at Central Arkansas					
Jacksonville					
North Florida					
at Stetson					
at Florida Gulf Coast					

BOX SCORES

**Official Basketball Box Score -- Game Totals -- Final Statistics**  
**Austin Peay vs North Carolina State**  
**11/07/22 8:00 PM ET at Raleigh, N.C. (PNC Arena)**

**Austin Peay 50 • 0-1**

#	Player	Total		3-Ptr		Rebounds			PF	TP	A	TO	Blk	Stl	Min
		FG-FGA	FT-FTA	FG-FGA	FT-FTA	Off	Def	Tot							
00	DURUGORDON, Sean	f	2-7	0-1	0-0	0	1	1	2	4	2	1	0	0	20
12	ROBINSON, Shon	f	5-9	0-0	3-4	1	2	3	0	13	0	3	1	1	33
04	HUTCHINS-EVERETT, El	c	3-8	0-1	2-2	0	4	4	3	8	0	1	0	0	28
10	FAUNTLEROY, Guy	g	2-6	0-0	1-1	0	0	2	5	4	3	0	2	30	
41	COPELAND, Cameron	g	2-4	1-1	0-0	0	0	1	5	0	3	0	1	11	
01	PAEZ, Carlos	g	1-2	0-1	7-7	0	0	0	2	9	1	2	0	0	18
02	PERKINS, Elijah	g	0-3	0-1	0-0	1	0	1	1	0	1	3	0	1	12
05	CALDERON, Drew	g	0-4	0-1	0-0	1	2	3	0	0	0	2	0	0	19
14	MOORE, Nathan	g	0-2	0-0	2-2	1	1	2	2	0	1	0	0	0	10
20	BATES, Cody	g	0-1	0-1	0-0	1	1	2	0	0	0	0	0	0	2
23	OKWOROGWO, Kelechi	g	1-3	0-0	1-2	1	2	3	0	0	0	0	1	13	
24	WARE, Jalen	g	0-1	0-1	1-2	0	0	0	1	0	0	0	0	0	3
42	ROBERTS, Jacob	g	0-2	0-0	0-0	0	1	1	0	0	0	0	0	0	1
	Team					2	3	5			1				
	Totals		16-52	1-8	17-20	8	17	25	14	50	8	20	1	6	200

FG % 1st Half: 9-23 39.1% 2nd half: 7-29 24.1% Game: 16-52 30.8%  
 3FG % 1st Half: 0-3 0.0% 2nd half: 1-5 20.0% Game: 1-8 12.5%  
 FT % 1st Half: 3-4 75.0% 2nd half: 14-16 87.5% Game: 17-20 85.0%

**North Carolina State 99 • 1-0**

#	Player	Total		3-Ptr		Rebounds			PF	TP	A	TO	Blk	Stl	Min
		FG-FGA	FT-FTA	FG-FGA	FT-FTA	Off	Def	Tot							
11	Dusan Mahoric	f	4-4	0-0	0-0	2	3	5	2	8	0	0	0	0	18
00	Terquavion Smith	g	9-15	3-7	5-7	1	2	3	1	26	5	1	1	2	33
01	Jarkel Joiner	g	7-10	1-4	3-3	0	3	3	1	18	8	3	0	0	28
05	Jack Clark	g	6-11	3-6	0-0	1	6	7	1	15	2	1	2	3	28
14	Casey Morsell	g	4-9	2-5	0-0	1	2	3	1	10	3	0	0	3	25
04	LJ Thomas	g	1-1	0-0	0-0	1	0	1	0	1	0	1	2	0	5
10	Breon Pass	g	0-1	0-0	0-0	0	0	0	5	0	1	2	0	0	15
12	Chase Graham	g	1-2	1-2	0-0	0	1	1	0	3	0	0	0	0	4
13	KJ Keatts	g	0-1	0-1	0-0	0	0	0	1	0	0	1	0	0	4
20	Alex Nunnally	g	0-0	0-0	0-0	0	1	1	2	0	0	0	0	0	3
21	Ebenezer Dowuona	g	0-0	0-0	0-0	0	1	1	0	0	0	0	1	0	4
22	Jordan Snell	g	1-1	1-1	0-0	0	0	0	0	3	0	0	0	0	3
24	Ernest Ross	g	3-5	0-1	0-0	0	1	1	4	6	0	2	1	1	12
30	D.J. Burns Jr.	g	5-5	0-0	0-0	2	8	10	1	10	0	2	1	1	18
	Team					1	1	2							
	Totals		40-65	11-28	8-10	9	29	38	20	99	20	14	6	10	200

FG % 1st Half: 19-31 61.3% 2nd half: 21-34 61.8% Game: 40-65 61.5%  
 3FG % 1st Half: 5-14 35.7% 2nd half: 6-14 42.9% Game: 11-28 39.3%  
 FT % 1st Half: 6-6 100.0% 2nd half: 2-4 50.0% Game: 8-10 80.0%

Officials: JW Lucas, Jeff Pon, Lee Cassell  
 Technical fouls: Austin Peay-CALDERON, Drew. North Carolina State-None.  
 Attendance: 11109

Score by periods	1st	2nd	Total
Austin Peay	21	29	50
North Carolina State	49	50	99

Last FG - APSU 2nd-05:58, NCSU 2nd-01:56.  
 Largest lead - APSU None, NCSU by 51 2nd-05:36.  
 APSU led for 00:00. NCSU led for 38:48. Game was tied for 01:12.

Points	In	Off	2nd	Fast	Bench
APSU	Paint	T/O	Chance	Break	15
NCSU	26	4	8	5	25
	26	5	25	22	

Score tied - 1 time.  
 Lead changed - 0 times.

**Official Basketball Box Score -- Game Totals -- Final Statistics**  
**Austin Peay vs Purdue**  
**11/11/22 7:00 PM ET at West Lafayette, Ind. (Mackey Arena)**

**Austin Peay 44 • 0-2**

#	Player	Total		3-Ptr		Rebounds			PF	TP	A	TO	Blk	Stl	Min
		FG-FGA	FT-FTA	FG-FGA	FT-FTA	Off	Def	Tot							
00	DURUGORDON, Sean	f	1-6	0-4	0-0	1	1	2	0	2	1	0	0	0	16
12	ROBINSON, Shon	f	3-9	0-2	5-6	1	3	4	3	11	0	1	0	2	37
04	HUTCHINS-EVERETT, El	c	7-17	2-6	3-3	3	4	7	4	19	1	2	0	0	38
01	PAEZ, Carlos	g	0-2	0-1	0-0	1	1	2	3	0	2	0	0	1	33
41	COPELAND, Cameron	g	4-10	2-4	0-0	0	5	5	3	10	1	1	0	0	30
02	PERKINS, Elijah	g	0-1	0-0	2-2	0	0	0	2	2	0	0	0	0	16
03	STONE-CARRAWELL	g	0-4	0-3	0-0	0	0	0	0	0	0	0	0	0	11
05	CALDERON, Drew	g	0-1	0-1	0-0	0	0	0	0	0	0	0	0	0	7
10	FAUNTLEROY, Guy	g	0-2	0-2	0-0	0	0	0	1	0	1	0	0	0	7
14	MOORE, Nathan	g	0-1	0-1	0-0	0	0	0	1	0	0	1	1	0	5
	Team					2	0	2							
	Totals		15-53	4-24	10-11	8	14	22	17	44	6	7	1	4	200

FG % 1st Half: 7-28 25.0% 2nd half: 8-25 32.0% Game: 15-53 28.3%  
 3FG % 1st Half: 1-13 7.7% 2nd half: 3-11 27.3% Game: 4-24 16.7%  
 FT % 1st Half: 1-1 100.0% 2nd half: 9-10 90.0% Game: 10-11 90.9%

**Purdue 63 • 2-0**

#	Player	Total		3-Ptr		Rebounds			PF	TP	A	TO	Blk	Stl	Min
		FG-FGA	FT-FTA	FG-FGA	FT-FTA	Off	Def	Tot							
00	Mason Gillis	f	0-3	0-2	0-0	1	2	3	2	0	4	0	0	0	17
15	Zach Edey	c	12-13	0-0	6-10	4	7	11	4	30	0	3	1	0	31
02	Fletcher Loyer	g	2-9	0-5	1-1	0	2	2	1	5	3	1	0	1	21
03	Braden Smith	g	2-4	1-3	0-0	1	2	3	2	5	1	4	0	0	27
25	Ethan Morton	g	1-2	0-1	0-0	0	2	2	2	2	4	2	0	1	23
01	Caleb Furst	g	2-4	0-2	0-0	2	5	7	2	4	0	1	0	0	20
04	Trey Kaufman-Renn	g	1-2	0-1	0-0	1	1	2	3	2	0	1	0	0	11
05	Brandon Newman	g	2-7	0-3	1-1	0	5	5	0	5	1	1	1	0	20
11	Brian Waddell	g	1-2	0-0	3-3	0	1	1	1	5	0	1	0	0	15
14	David Jenkins Jr.	g	1-2	1-2	2-2	0	0	0	0	5	0	0	0	0	15
	Team					3	3	6							
	Totals		24-48	2-19	13-17	12	30	42	17	63	13	14	2	2	200

FG % 1st Half: 13-27 48.1% 2nd half: 11-21 52.4% Game: 24-48 50.0%  
 3FG % 1st Half: 0-11 0.0% 2nd half: 2-8 25.0% Game: 2-19 10.5%  
 FT % 1st Half: 5-5 100.0% 2nd half: 8-12 66.7% Game: 13-17 76.5%

Officials: Jourdan Love, Steve McClunkins, Courtney Green  
 Technical fouls: Austin Peay-MOORE, Nathan; FAUNTLEROY, Guy. Purdue-None.  
 Attendance: 14876

Score by periods	1st	2nd	Total
Austin Peay	16	28	44
Purdue	31	32	63

Last FG - APSU 2nd-05:10, PURDUE 2nd-01:34.  
 Largest lead - APSU None, PURDUE by 23 2nd-01:34.  
 APSU led for 00:00. PURDUE led for 39:45. Game was tied for 00:15.

Points	In	Off	2nd	Fast	Bench
APSU	Paint	T/O	Chance	Break	15
PURDUE	16	9	4	6	2
	40	7	10	5	21

Score tied - 0 times.  
 Lead changed - 0 times.

**Official Basketball Box Score -- Game Totals -- Final Statistics**  
**Milligan vs Austin Peay**  
**11/14/22 7:00 PM CT at Clarksville, Tenn. (Dunn Center)**

**Milligan 74**

#	Player	Total		3-Ptr		Rebounds			PF	TP	A	TO	Blk	Stl	Min
		FG-FGA	FT-FTA	FG-FGA	FT-FTA	Off	Def	Tot							
01	Levontae Knox	g	1-3	0-0	0-0	0	2	2	2	2	4	5	0	0	24
10	Finn McClure	g	2-8	0-3	0-0	0	1	1	2	4	1	1	0	0	20
12	Sam Glod	g	5-7	1-2	0-0	2	7	9	2	11	1	4	0	0	18
13	Flynn Carlson	g	1-2	0-0	4-5	0	3	3	2	6	0	1	0	1	21
23	Dylan Bartley	g	5-10	3-7	4-5	0	1	1	2	17	1	1	0	0	25
00	Sam Sanad	g	4-6	1-2	1-4	0	0	0	3	10	0	0	0	1	14
02	Alex Chambers	g	1-5	1-4	0-0	0	3	3	2	3	0	2	0	0	10
03	Drew Greene	g	1-2	0-0	0-2	0	0	0	3	2	2	4	0	0	14
10	Eli Walls	g	1-2	1-2	0-0	0	1	1	3	3	1	1	0	0	10
21	Adam Graham	g	2-3	2-3	4-4	1	3	4	0	10	0	1	0	0	16
24	Chase Love	g	1-3	0-1	0-0	2	0	2	0	2	0	0	0	0	4
34	Matthew Roberts	g	1-3	0-0	0-0	5	0	5	0	2	1	1	0	0	6
55	Julian Wilson	g	0-4	0-3	2-2	0	5	5	2	2	0	2	0	0	18
	Team					0	1	1							
	Totals		25-58	9-27	15-22	10	27	37	23	74	11	24	0	3	200

FG % 1st Half: 12-27 44.4% 2nd half: 13-31 41.9% Game: 25-58 43.1%  
 3FG % 1st Half: 4-14 28.6% 2nd half: 5-13 38.5% Game: 9-27 33.3%  
 FT % 1st Half: 6-9 66.7% 2nd half: 9-13 69.2% Game: 15-22 68.2%

**Austin Peay 98 • 1-2**

#	Player	Total		3-Ptr		Rebounds			PF	TP	A	TO	Blk	Stl	Min
		FG-FGA	FT-FTA	FG-FGA	FT-FTA	Off	Def	Tot							
00	DURUGORDON, Sean	f	5-9	1-4	0-0	2	1	3	1	11	0	2	0	2	19
12	RO														

Official Basketball Box Score -- Game Totals -- Final Statistics
Austin Peay vs Albany
11/21/22 12:00 PM ET at Daytona Beach, Fla. (Ocean Center)

Austin Peay 74 • 3-2

Table with columns: #, Player, FG-FGA, 3-Ptr FG-FGA, FT-FTA, Rebounds Off Def Tot, PF, TP, A TO Blk Stl, Min. Includes player stats for PAEZ, PERKINS, STONE-CARRAWELL, etc.

Albany 59 • 2-4

Table with columns: #, Player, FG-FGA, 3-Ptr FG-FGA, FT-FTA, Rebounds Off Def Tot, PF, TP, A TO Blk Stl, Min. Includes player stats for Drumgoole Jr., Davis, Hutcherson, etc.

Officials: Tony Meeks, Matt Plumb, Kevin Rafter
Technical fouls: Austin Peay-FAUNTLEROY, Guy. Albany-Davis, Da'Kquan; Jackson, Marcus.
Attendance: 1612
Greenlight Sunshine Slam Ocean Bracket semifinals

Score by periods table with columns: 1st, 2nd, Total. Shows scores for Austin Peay and Albany.

Last FG - APSU 2nd-01:56, ALBANY 2nd-00:36.
Largest lead - APSU by 15 2nd-00:03, ALBANY by 6 2nd-17:03.
APSU led for 21:33. ALBANY led for 12:04. Game was tied for 06:23.

Official Basketball Box Score -- Game Totals -- Final Statistics
Austin Peay vs Bucknell
11/22/22 12:00 PM ET at Daytona Beach, Fla. (Ocean Center)

Austin Peay 65 • 3-3

Table with columns: #, Player, FG-FGA, 3-Ptr FG-FGA, FT-FTA, Rebounds Off Def Tot, PF, TP, A TO Blk Stl, Min. Includes player stats for PAEZ, PERKINS, STONE-CARRAWELL, etc.

Bucknell 79 • 4-2

Table with columns: #, Player, FG-FGA, 3-Ptr FG-FGA, FT-FTA, Rebounds Off Def Tot, PF, TP, A TO Blk Stl, Min. Includes player stats for Motta, Edmonds IV, Rice, etc.

Officials: Josh White, Matt Palumbo, Jourdan Love
Technical fouls: Austin Peay-None. Bucknell-Motta, Ian.
Attendance: 1417
Greenlight Sunshine Slam Ocean Bracket championship game

Score by periods table with columns: 1st, 2nd, Total. Shows scores for Austin Peay and Bucknell.

Last FG - APSU 2nd-00:28, BUCKNELL 2nd-01:21.
Largest lead - APSU by 9 1st-02:50, BUCKNELL by 17 2nd-06:31.
APSU led for 09:40. BUCKNELL led for 26:11. Game was tied for 04:09.

Official Basketball Box Score -- Game Totals -- Final Statistics
Howard vs Austin Peay
11/26/22 2:30 PM CT at Clarksville, Tenn. (Dunn Center)

Howard 56 • 4-5

Table with columns: #, Player, FG-FGA, 3-Ptr FG-FGA, FT-FTA, Rebounds Off Def Tot, PF, TP, A TO Blk Stl, Min. Includes player stats for Steve Settle, Kobe Dickson, Jordan Wood, etc.

Austin Peay 55 • 3-4

Table with columns: #, Player, FG-FGA, 3-Ptr FG-FGA, FT-FTA, Rebounds Off Def Tot, PF, TP, A TO Blk Stl, Min. Includes player stats for DURUGORDON, WARE, HUTCHINS-EVERETT, etc.

Officials: Michael Kolen, Matt Jarman, Evan Berg
Technical fouls: Howard-None. Austin Peay-None.
Attendance: 1029

Score by periods table with columns: 1st, 2nd, Total. Shows scores for Howard and Austin Peay.

Last FG - HOWARD 2nd-01:57, APSU 2nd-04:27.
Largest lead - HOWARD by 7 1st-14:52, APSU by 9 2nd-18:35.
HOWARD led for 16:57. APSU led for 18:21. Game was tied for 04:42.

Official Basketball Box Score -- Game Totals -- Final Statistics
Western Kentucky vs Austin Peay
11/30/22 7:00 PM CT at Clarksville, Tenn. (Dunn Center)

Western Kentucky 75 • 7-1

Table with columns: #, Player, FG-FGA, 3-Ptr FG-FGA, FT-FTA, Rebounds Off Def Tot, PF, TP, A TO Blk Stl, Min. Includes player stats for Jairus Hamilton, Jamarion Sharp, Luke Frampton, etc.

Austin Peay 74 • 3-5

Table with columns: #, Player, FG-FGA, 3-Ptr FG-FGA, FT-FTA, Rebounds Off Def Tot, PF, TP, A TO Blk Stl, Min. Includes player stats for DURUGORDON, WARE, HUTCHINS-EVERETT, etc.

Officials: RB Clyburn, Kelly Davis, Coy Gammon
Technical fouls: Western Kentucky-None. Austin Peay-None.
Attendance: 1833

Score by periods table with columns: 1st, 2nd, Total. Shows scores for Western Kentucky and Austin Peay.

Last FG - WKU 2nd-01:07, APSU 2nd-00:25.
Largest lead - WKU by 14 2nd-11:24, APSU by 5 1st-14:43.
WKU led for 29:56. APSU led for 04:50. Game was tied for 05:14.

**Official Basketball Box Score -- Game Totals -- Final Statistics**  
**Tennessee State vs Austin Peay**  
**12/03/22 3:00 PM CT at Clarksville, Tenn. (Dunn Center)**

#	Player	Total			3-Ptr			Rebounds			PF	TP	A	TO	Blk	Stl	Min
		FG	FGA	FT	FTA	FG	FGA	FT	FTA	Off							
13	Zool Kueth	f	1-5	0-2	1-2	1	0	1	3	3	1	2	0	0	0	15	
10	Adong Mitzuoi	c	3-4	0-0	1-2	1	0	1	4	7	1	0	0	1	20		
01	Marcus Fitzgerald Jr	g	4-12	1-2	7-8	0	4	4	1	16	3	1	0	1	35		
04	Jr. Clay	g	6-11	2-3	2-2	1	2	3	2	16	5	4	0	3	35		
11	Justin Williams	g	1-4	0-1	0-0	1	4	5	1	2	1	0	0	1	31		
00	Zion Griffin	g	1-3	0-1	0-1	2	2	4	2	2	2	2	1	1	30		
03	Ethan Riggs Abner	g	0-0	0-0	0-0	0	1	1	0	0	0	0	0	0	5		
05	Tajik Bartholomew	g	0-2	0-1	0-0	0	0	0	0	0	0	0	0	0	2		
20	Dedric Boyd	g	0-2	0-1	0-0	0	0	0	0	0	0	1	0	0	10		
30	Jaylen Anglin	g	0-1	0-0	0-0	0	0	0	0	0	0	0	0	0	1		
44	David Acosta	g	6-6	0-0	3-6	2	3	5	3	15	0	1	1	0	16		
	Team					0	1	1									
	Totals		22-50	3-11	14-21	8	17	25	17	61	13	12	2	7	200		

FG % 1st Half: 14-27 51.9% 2nd half: 8-23 34.8% Game: 22-50 44.0%  
 3FG % 1st Half: 2-7 28.6% 2nd half: 1-4 25.0% Game: 3-11 27.3%  
 FT % 1st Half: 6-9 66.7% 2nd half: 8-12 66.7% Game: 14-21 66.7%

**Austin Peay 77 • 4-5**

#	Player	Total			3-Ptr			Rebounds			PF	TP	A	TO	Blk	Stl	Min
		FG	FGA	FT	FTA	FG	FGA	FT	FTA	Off							
00	DURUGORDON, Sean	f	9-15	3-9	3-4	3	3	6	3	24	3	3	1	2	40		
24	WARE, Jalen	f	3-5	0-0	2-2	2	4	6	2	8	1	0	1	1	33		
04	HUTCHINS-EVERETT, El	c	4-9	1-3	10-12	1	5	6	3	19	2	3	1	0	38		
01	PAEZ, Carlos	g	2-5	1-2	2-2	1	1	2	3	7	3	3	0	1	33		
02	PERKINS, Elijah	g	0-1	0-0	0-0	0	1	1	1	0	0	0	0	0	10		
03	STONE-CARRAWELL	g	1-1	1-1	0-0	0	0	0	1	3	0	1	0	0	9		
10	FAUNTLEROY, Guy	g	0-2	0-1	0-0	0	1	1	0	0	0	0	0	0	6		
23	OKWOROOWO, Kelechi	g	0-0	0-0	0-0	0	0	0	0	0	0	0	0	0	1		
41	COPELAND, Cameron	g	7-13	2-5	0-0	0	8	8	1	16	3	1	0	2	30		
	Team					2	1	3									
	Totals		26-51	8-21	17-20	9	24	33	14	77	12	11	4	6	200		

FG % 1st Half: 11-26 42.3% 2nd half: 15-25 60.0% Game: 26-51 51.0%  
 3FG % 1st Half: 5-12 41.7% 2nd half: 3-9 33.3% Game: 8-21 38.1%  
 FT % 1st Half: 3-4 75.0% 2nd half: 14-16 87.5% Game: 17-20 85.0%

Officials: Mark Pilen, Sidney Cohen, Chris King  
 Technical fouls: Tennessee State-None. Austin Peay-PAEZ, Carlos.  
 Attendance: 1736

Score by periods	1st	2nd	Total
Tennessee State	36	25	61
Austin Peay	30	47	77

Last FG - TSU 2nd-02:15, APSU 2nd-05:10.  
 Largest lead - TSU by 6 1st-00:29, APSU by 17 2nd-08:52.  
 TSU led for 09:16, APSU led for 26:53. Game was tied for 03:51.

	In	Off	2nd	Fast	Bench
Points	Paint	T/O	Chance	Break	
TSU	38	20	8	13	17
APSU	24	7	10	7	19

Score tied - 4 times.  
 Lead changed - 5 times.

**Official Basketball Box Score -- Game Totals -- Final Statistics**  
**Kentucky Christian vs Austin Peay**  
**12/06/22 7:00 PM CT at Clarksville, Tenn. (Dunn Center)**

#	Player	Total			3-Ptr			Rebounds			PF	TP	A	TO	Blk	Stl	Min
		FG	FGA	FT	FTA	FG	FGA	FT	FTA	Off							
00	Kourtney Ware	f	2-6	0-2	0-1	0	1	1	2	4	0	1	0	1	18		
23	David Woodard	f	4-7	4-6	0-0	0	2	2	4	12	1	2	0	0	17		
01	Kerby Dumay	g	2-2	1-1	0-0	0	2	2	1	5	4	1	0	2	22		
04	Deondre Ross	g	3-10	0-4	1-2	0	1	1	3	7	2	3	0	2	29		
11	Lonnice Langston	g	1-8	0-4	3-5	0	4	4	1	5	3	4	0	1	35		
05	David McCallum Jr.	g	0-4	0-1	0-0	0	2	2	5	0	1	1	1	0	25		
14	Brevin Jones	g	0-0	0-0	0-0	0	0	0	0	0	0	0	0	0	3		
20	Dezmin McClain	g	2-6	1-4	0-0	0	1	1	0	5	1	1	0	0	13		
24	Tayzhean Archuleta	g	1-2	0-1	0-0	1	0	1	2	2	0	0	0	0	9		
25	Miles Shipp	g	6-9	0-0	0-0	1	1	2	2	12	0	0	0	2	24		
30	Alaska Jones	g	2-4	1-2	0-0	0	1	1	0	5	0	0	0	0	5		
	Team					1	1	2									
	Totals		23-58	7-25	4-8	3	16	19	20	57	12	14	1	8	200		

FG % 1st Half: 8-27 29.6% 2nd half: 15-31 48.4% Game: 23-58 39.7%  
 3FG % 1st Half: 2-10 20.0% 2nd half: 5-15 33.3% Game: 7-25 28.0%  
 FT % 1st Half: 3-6 50.0% 2nd half: 1-2 50.0% Game: 4-8 50.0%

**Austin Peay 102 • 5-5**

#	Player	Total			3-Ptr			Rebounds			PF	TP	A	TO	Blk	Stl	Min
		FG	FGA	FT	FTA	FG	FGA	FT	FTA	Off							
00	DURUGORDON, Sean	f	5-11	1-2	3-4	8	1	9	2	14	0	3	0	1	19		
24	WARE, Jalen	f	4-6	1-2	1-2	1	7	8	1	10	3	0	1	1	17		
04	HUTCHINS-EVERETT, El	c	6-11	0-0	2-5	5	4	9	1	14	2	2	1	0	26		
01	PAEZ, Carlos	g	1-2	1-2	0-0	1	2	3	3	7	1	0	0	1	13		
03	STONE-CARRAWELL	g	5-8	2-4	1-2	1	5	6	1	13	0	3	0	1	25		
05	CALDERON, Drew	g	6-11	6-11	1-2	1	3	4	0	19	3	1	0	1	28		
10	FAUNTLEROY, Guy	g	2-5	1-2	0-0	0	4	4	1	5	10	1	0	1	26		
20	BATES, Codey	g	1-5	1-4	0-0	1	2	3	1	3	0	0	0	0	7		
23	OKWOROOWO, Kelechi	g	3-5	0-1	2-3	2	2	4	2	8	0	2	0	0	12		
41	COPELAND, Cameron	g	3-6	0-2	5-5	1	4	5	0	11	1	1	0	1	23		
42	ROBERTS, Jacob	g	1-2	0-1	0-0	1	1	2	1	2	0	0	0	0	4		
	Team					1	0	1									
	Totals		37-72	13-31	15-23	23	35	58	13	102	26	14	2	5	200		

FG % 1st Half: 17-35 48.6% 2nd half: 20-37 54.1% Game: 37-72 51.4%  
 3FG % 1st Half: 6-15 40.0% 2nd half: 7-16 43.8% Game: 13-31 41.9%  
 FT % 1st Half: 7-12 58.3% 2nd half: 8-11 72.7% Game: 15-23 65.2%

Officials: John Dillon, Kyle Bottoms, Hunter Allen  
 Technical fouls: Kentucky Christian-None. Austin Peay-None.  
 Attendance: 1108

Score by periods	1st	2nd	Total
Kentucky Christian	21	36	57
Austin Peay	47	55	102

Last FG - KCU 2nd-00:12, APSU 2nd-01:43.  
 Largest lead - KCU None, APSU by 49 2nd-02:16.  
 KCU led for 00:00, APSU led for 39:14. Game was tied for 00:46.

	In	Off	2nd	Fast	Bench
Points	Paint	T/O	Chance	Break	
KCU	30	7	6	14	24
APSU	46	23	20	19	48

Score tied - 0 times.  
 Lead changed - 0 times.

**Official Basketball Box Score -- Game Totals -- Final Statistics**  
**Lindsey Wilson vs Austin Peay**  
**12/12/22 7:00 PM CT at Clarksville, Tenn. (Dunn Center)**

#	Player	Total			3-Ptr			Rebounds			PF	TP	A	TO	Blk	Stl	Min
		FG	FGA	FT	FTA	FG	FGA	FT	FTA	Off							
02	Johrdon Mumford	g	3-6	1-2	8-8	1	2	3	1	15	1	4	0	1	30		
03	Payton Cundiff	g	1-4	0-2	0-0	0	1	1	1	2	0	2	0	0	14		
10	Rodney Lewis	g	3-10	1-3	2-3	0	1	1	3	9	4	5	0	2	26		
25	Connor Robinson	g	5-7	1-2	0-0	1	2	3	0	11	0	2	0	2	22		
34	Lucas Ribeiro	g	2-4	0-0	0-0	0	0	0	2	4	1	1	0	0	8		
00	Isaac Garang Doup	g	1-4	0-0	0-0	4	0	4	2	2	0	0	1	0	5		
01	Teshau Beckles	g	0-2	0-0	2-2	0	6	6	4	2	2	1	1	1	22		
11	Jamyus Jones	g	5-11	2-5	1-3	2	2	4	3	13	1	1	0	1	29		
12	Jackson Harlan	g	0-1	0-0	0-0	0	0	0	1	0	0	0	0	0	3		
13	Cole Davis	g	0-1	0-1	2-2	0	0	0	1	2	1	0	0	0	14		
15	Veron Kalonji	g	0-0	0-0	0-0	0	0	0	0	0	0	1	1	0	9		
33	Jackson Edwards	g	0-1	0-0	1-2	1	0	1	1	1	1	2	0	0	14		
41	Jess Sutherland	g	0-1	0-0	0-0	1	0	0	1	0	0	0	0	0	4		
	Team					1	3	4									
	Totals		20-52	5-15	16-20	10	17	27	22	61	11	21	3	7	200		

FG %



Official Basketball Box Score - Final  
**Austin Peay at Tennessee**  
 12/21/22 Thompson-Boling Arena, Knoxville, Tennessee  
 2022-23 Tennessee Men's Basketball

Game Time: 6:02 PM  
 Game Duration: 1:17  
 Attendance: 18,120

Officials: Joe Lindsay, Chuck Jones, Gerry Polard

**Austin Peay - 44**

Record: 6-7

NO.	Name	Min	FG		3P		FT		Rebounds		Fouls		TP	AS	TO	ST	Blocks		+/-	
			M/A	A/A	M/A	A/A	OR	DR	PF	FD	BS	BA								
0	Sean Durugordon	F 30:37	4-16	1-8	2-2	3-3	6-1	1-1	11-1	1-0	0-0	0-1	28							
24	Jalen Ware	F 29:01	2-4	0-1	0-2	2-4	6-2	1-4	11-1	1-1	2-1	22								
4	Elijah Hutchins-Everett	C 33:58	4-11	1-4	2-2	3-0	3-2	4-4	11-0	4-1	0-0	40								
1	Carlos Piaz	G 14:47	1-2	0-1	0-0	0-0	0-0	2-0	2-2	2-0	0-0	27								
41	Cameron Copeland	G 24:05	1-8	1-4	2-2	1-1	2-2	1-5	1-3	0-0	0-0	34								
3	Galeb Stone-Carrawell	22:57	1-7	1-4	2-2	1-1	2-1	2-5	2-2	1-0	0-0	15								
14	Nathan Moore	16:59	0-2	0-1	0-0	0-4	4-2	0-0	0-0	0-1	0-0	28								
10	Guy Fauntleroy	23:51	1-5	1-3	3-4	0-0	0-0	2-3	6-3	1-2	0-1	17								
23	Kelechi Okworogwo	03:45	0-0	0-0	0-0	0-0	0-0	2-0	0-0	1-0	0-0	1								
Team									1-2	3-3	0-1									
<b>Totals</b>			<b>14-55</b>	<b>5-26</b>	<b>11-14</b>	<b>11</b>	<b>15</b>	<b>26</b>	<b>16</b>	<b>12</b>	<b>44</b>	<b>10</b>	<b>15</b>	<b>6</b>	<b>2</b>	<b>3</b>	<b>-42</b>			

Shooting By Period

1st FG%	9-25	32.1%
3PT%	2-14	14.3%
FT%	2-2	100%
2nd FG%	5-27	18.5%
3PT%	3-12	25.0%
FT%	9-12	75%
GM FG%	14-55	25.5%
3PT%	5-26	19.2%
FT%	11-14	78.6%

Dead Ball Rebounds: 3, 0

Technical Fouls: NONE

**Tennessee - 86**

Record: 10-2

NO.	Name	Min	FG		3P		FT		Rebounds		Fouls		TP	AS	TO	ST	Blocks		+/-	
			M/A	A/A	M/A	A/A	OR	DR	PF	FD	BS	BA								
2	Julian Phillips	F 17:38	3-5	0-1	3-3	1-4	5-3	4-9	0-1	0-1	0-0	12								
13	Olivier Nkamhoua	F 23:45	9-11	0-0	2-3	1-4	5-0	2-20	5-2	2-2	0-1	37								
33	Uros Plavsic	F 16:13	3-5	0-0	0-2	1-2	3-2	1-6	3-2	0-0	0-0	11								
4	Tyreke Key	G 19:12	3-8	2-5	0-0	1-2	3-2	2-8	5-2	1-1	0-0	15								
25	Santiago Vescovi	G 29:01	6-8	5-5	1-2	1-1	2-0	3-18	5-1	3-0	0-0	38								
5	Zakai Zeigler	25:28	2-6	0-4	0-0	0-1	1-2	1-4	3-1	1-1	1-0	44								
0	Jonas Aido	18:33	5-7	0-0	0-1	4-5	9-1	2-10	0-0	1-1	0-0	36								
11	Tobe Awaka	16:06	3-5	0-0	0-0	4-7	11-0	0-6	1-1	1-0	0-0	5								
15	Jahmai Mashack	21:23	2-7	1-2	0-1	3-2	5-0	1-5	5-0	3-0	0-0	26								
1	B.J. Edwards	07:01	0-1	0-1	0-0	0-1	1-0	0-0	0-0	1-0	0-0	-6								
21	Kent Gilbert	03:43	0-0	0-0	0-0	0-1	1-1	1-0	0-0	2-0	0-0	-3								
24	Alec Kegler	01:57	0-1	0-0	0-0	0-0	0-1	0-0	0-0	0-0	0-1	-5								
Team									1-0	1-0	0-0									
<b>Totals</b>			<b>36-64</b>	<b>8-18</b>	<b>6-12</b>	<b>17</b>	<b>30</b>	<b>47</b>	<b>12</b>	<b>16</b>	<b>86</b>	<b>27</b>	<b>13</b>	<b>11</b>	<b>3</b>	<b>2</b>	<b>42</b>			

Shooting By Period

1st FG%	22-35	62.9%
3PT%	6-11	54.5%
FT%	2-5	40%
2nd FG%	14-29	48.3%
3PT%	2-7	28.6%
FT%	4-7	57.1%
GM FG%	36-64	56.3%
3PT%	8-18	44.4%
FT%	6-12	50.0%

Dead Ball Rebounds: 2, 0

Technical Fouls: NONE

Biggest lead	APSU		TENN		Points from		Period by Period Scoring		
	0 (1 <sup>st</sup> 20:00)	47 (2 <sup>nd</sup> 5:26)	Turnovers	15	22	1st	2nd	TOT	
Best Scoring Run	6 (1 <sup>st</sup> 4:28)	18 (1 <sup>st</sup> 11:43)	Paint	12	56	APSU	22	22	44
Lead Changes	0		Second Chance	11	14	TENN	52	34	86
Times Tied	1		Fast Breaks	2	20				
Time with Lead	00:00	39:22	Bench	11	25				



2022-23 Austin Peay Men's Basketball  
 Combined Team Statistics  
 All games

Game Records

Record	Overall	Home	Away	Neutral
ALL GAMES	6-7	4-2	1-4	1-1
CONFERENCE	0-0	0-0	0-0	0-0
NON-CONFERENCE	6-7	4-2	1-4	1-1

Score by Periods

Team	1st	2nd	OT	TOT
Austin Peay	420	471	0	891
Opponents	420	478	0	898

Team Box Score

No.	Player	GP-GS	MIN	AVG	Total		3-Point		F-Throw		Rebounds				PF	DQ	A	TO	BLK	STL	PTS	AVG
					FG-FGA	FG%	3FG-3FGA	3FG%	FT-FTA	FT%	OFF	DEF	TOT	AVG								
12	ROBINSON, Shon	4-4	121:42	30.4	22-39	.564	2-5	.400	15-23	.652	5	16	21	5.3	4	0	6	9	1	9	61	15.3
4	HUTCHINS-EVERETT, Elijah	13-13	402:50	31.0	66-139	.475	9-30	.300	36-48	.750	31	58	89	6.8	33	1	18	34	9	7	177	13.6
0	DURUGORDON, Sean	13-10	343:48	26.4	55-143	.385	16-58	.276	29-35	.829	34	35	69	5.3	20	0	16	14	2	8	155	11.9
41	COPELAND, Cameron	13-4	301:08	23.2	45-116	.388	16-49	.327	13-14	.929	7	33	40	3.1	22	1	22	17	2	12	119	9.2
3	STONE-CARRAWELL, Caleb	12-7	291:24	24.3	35-83	.422	13-39	.333	17-22	.773	8	16	24	2.0	14	0	23	18	3	13	100	8.3
1	PAEZ, Carlos	13-11	325:09	25.0	29-64	.453	17-39	.436	26-28	.929	7	19	26	2.0	37	0	42	24	0	12	101	7.8
24	WARE, Jalen	12-9	288:44	24.1	27-52	.519	6-12	.500	15-28	.536	19	45	64	5.3	21	0	8	5	10	7	75	6.3
5	CALDERON, Drew	8-0	113:54	14.2	9-29	.310	7-20	.350	3-4	.750	2	9	11	1.4	4	0	5	3	0	1	28	3.5
23	OKWOROGWO, Kelechi	8-0	54:43	6.8	9-14	.643	1-3	.333	4-9	.444	4	8	12	1.5	11	0	0	6	5	2	23	2.9
10	FAUNTLEROY, Guy	13-1	189:06	14.5	11-42	.262	5-19	.263	6-7	.857	1	13	14	1.1	16	0	25	12	0	9	33	2.5
2	PERKINS, Elijah	9-6	111:50	12.4	3-19	.158	2-7	.286	3-7	.429	4	5	9	1.0	17	0	8	8	2	6	11	1.2
42	ROBERTS, Jacob	4-0	07:13	1.8	1-5	.200	0-1	.000	1-2	.500	2	4	6	1.5	1	0	0	1	0	0	3	0.8
20	BATES, Codey	4-0	10:47	2.7	1-6	.167	1-5	.200	0-1	.000	2	5	7	1.8	1	0	0	0	0	0	3	0.8
14	MOORE, Nathan	4-0	34:46	8.7	0-6	.000	0-2	.000	2-2	1.000	1	5	6	1.5	4	0	0	2	2	1	2	0.5
22	COFFEY, Kamarie	1-0	01:56	1.9	0-0	.000	0-0	.000	0-0	.000	0	0	0	0.0	0	0	0	0	0	0	0	0.0
Team											28	16	44				13					
<b>Total</b>		<b>13</b>	<b>2599</b>		<b>313-757</b>	<b>.413</b>	<b>95-289</b>	<b>.329</b>	<b>170-230</b>	<b>.739</b>	<b>155</b>	<b>287</b>	<b>442</b>	<b>34.0</b>	<b>205</b>	<b>2</b>	<b>173</b>	<b>166</b>	<b>36</b>	<b>87</b>	<b>891</b>	<b>68.5</b>
<b>Opponents</b>		<b>13</b>	<b>2602</b>		<b>337-703</b>	<b>.479</b>	<b>75-238</b>	<b>.315</b>	<b>149-209</b>	<b>.713</b>	<b>117</b>	<b>319</b>	<b>436</b>	<b>33.5</b>	<b>224</b>	<b>4</b>	<b>186</b>	<b>196</b>	<b>37</b>	<b>85</b>	<b>898</b>	<b>69.1</b>

Team Statistics

	APSU	OPP
<b>Scoring</b>	<b>891</b>	<b>898</b>
Points per game	68.5	69.1
Scoring margin	-0.5	-
<b>Field goals-att</b>	<b>313-757</b>	<b>337-703</b>
Field goal pct	.413	.479
<b>3 point fg-att</b>	<b>95-289</b>	<b>75-238</b>
3-point FG pct	.329	.315
3-pt FG made per game	7.3	5.8
<b>Free throws-att</b>	<b>170-230</b>	<b>149-209</b>
Free throw pct	.739	.713
F-Throws made per game	13.1	11.5
<b>Rebounds</b>	<b>442</b>	<b>436</b>
Rebounds per game	34.0	33.5
Rebounding margin	+0.5	-
<b>Assists</b>	<b>173</b>	<b>186</b>
Assists per game	13.3	14.3
<b>Turnovers</b>	<b>166</b>	<b>196</b>
Turnovers per game	12.8	15.1
Turnover margin	+2.3	-
Assist/turnover ratio	1.0	0.9
<b>Steals</b>	<b>87</b>	<b>85</b>
Steals per game	6.7	6.5
<b>Blocks</b>	<b>36</b>	<b>37</b>
Blocks per game	2.8	2.8
<b>Winning streak</b>	<b>0</b>	<b>-</b>
Home win streak	3	-
<b>Attendance</b>	<b>7946</b>	<b>51146</b>
Home games-Avg/Game	6-1324	5-10229
Neutral site-Avg/Game	-	2-1417

Team Results

Date	Opponent		Score	Att.
11/07/2022	at NC State	L	50-99	11109
11/11/2022	at Purdue	L	44-63	14876
11/14/2022	Milligan	W	98-74	1237
11/17/2022	at South Fla.	W	62-60	1910
11/21/2022	vs UAlbany	W	74-59	1417
11/22/2022	vs Bucknell	L	65-79	1417
11/26/2022	Howard	L	55-56	1029
11/30/2022	Western Ky.	L	74-75	1833
12/03/2022	Tennessee St.	W	77-61	1736
12/06/2022	Ky. Christian	W	102-57	1108
12/12/2022	Lindsey Wilson	W	86-61	1003
12/16/2022	at Murray St.	L	60-68	5131
12/21/2022	at Tennessee	L	44-86	18120



2022-23 Austin Peay Men's Basketball  
 Combined Team Statistics  
 In Conference games

Game Records

Record	Overall	Home	Away	Neutral
ALL GAMES	0-0	0-0	0-0	0-0
CONFERENCE	0-0	0-0	0-0	0-0
NON-CONFERENCE	0-0	0-0	0-0	0-0

Score by Periods

Team	1st	2nd	OT	TOT
Austin Peay	0	0	0	0
Opponents	0	0	0	0

Team Box Score

No.	Player	Total			3-Point			F-Throw		Rebounds				PF DQ A TO BLK STL PTS AVG								
		GP-GS	MIN	AVG	FG-FGA	FG%	3FG-3FGA	3FG%	FT-FTA	FT%	OFF	DEF	TOT	AVG	PF	DQ	A	TO	BLK	STL	PTS	AVG
Team																						
<b>Total</b>		<b>0</b>	<b>0</b>		<b>0-0</b>	<b>.000</b>	<b>0-0</b>	<b>.000</b>	<b>0-0</b>	<b>.000</b>	<b>0</b>	<b>0</b>	<b>0</b>	<b>0.0</b>	<b>0</b>	<b>0</b>	<b>0</b>	<b>0</b>	<b>0</b>	<b>0</b>	<b>0</b>	<b>0.0</b>
<b>Opponents</b>		<b>0</b>	<b>0</b>		<b>0-0</b>	<b>.000</b>	<b>0-0</b>	<b>.000</b>	<b>0-0</b>	<b>.000</b>	<b>0</b>	<b>0</b>	<b>0</b>	<b>0.0</b>	<b>0</b>	<b>0</b>	<b>0</b>	<b>0</b>	<b>0</b>	<b>0</b>	<b>0.0</b>	

Team Statistics

	APSU	OPP
<b>Scoring</b>	<b>0</b>	<b>0</b>
Points per game	0.0	0.0
Scoring margin	0.0	-
<b>Field goals-att</b>	<b>0-0</b>	<b>0-0</b>
Field goal pct	.000	.000
<b>3 point fg-att</b>	<b>0-0</b>	<b>0-0</b>
3-point FG pct	.000	.000
3-pt FG made per game	0.0	0.0
<b>Free throws-att</b>	<b>0-0</b>	<b>0-0</b>
Free throw pct	.000	.000
F-Throws made per game	0.0	0.0
<b>Rebounds</b>	<b>0</b>	<b>0</b>
Rebounds per game	0.0	0.0
Rebounding margin	0.0	-
<b>Assists</b>	<b>0</b>	<b>0</b>
Assists per game	0.0	0.0
<b>Turnovers</b>	<b>0</b>	<b>0</b>
Turnovers per game	0.0	0.0
Turnover margin	0.0	-
Assist/turnover ratio	0.0	0.0
<b>Steals</b>	<b>0</b>	<b>0</b>
Steals per game	0.0	0.0
<b>Blocks</b>	<b>0</b>	<b>0</b>
Blocks per game	0.0	0.0
<b>Winning streak</b>	<b>0</b>	<b>-</b>
Home win streak	0	-
<b>Attendance</b>	<b>0</b>	<b>0</b>
Home games-Avg/Game	0-0	0-0
Neutral site-Avg/Game	-	0-0

Team Results

Date	Opponent	Score	Att.
------	----------	-------	------



**2022-23 Austin Peay Men's Basketball  
Team Game-by-Game  
All games**

Page 1/1  
as of Dec 28, 2022

Opponent	Date	Score	Total		3-Pointers		Free throws		Rebounds				Other Stats							
			FG-FGA	PCT	3FG-3FGA	PCT	FT-FTA	PCT	OFF	DEF	TOT	AVG	PF	A	TO	BLK	STL	PTS	AVG	
at NC State	11/07/2022	50-99 L	16-52	.308	1-8	.125	17-20	.850	8	17	25	25.0	14	8	20	1	6	50	50.0	
at Purdue	11/11/2022	44-63 L	15-53	.283	4-24	.167	10-11	.909	8	14	22	23.5	17	6	7	1	4	44	47.0	
Milligan	11/14/2022	98-74 W	38-71	.535	11-27	.407	11-27	.407	14	29	43	30.0	17	23	8	2	19	98	64.0	
at South Fla.	11/17/2022	62-60 W	20-52	.385	12-29	.414	10-16	.625	10	26	36	31.5	15	15	13	4	4	62	63.5	
vs UAlbany	11/21/2022	74-59 W	24-49	.490	3-13	.231	23-27	.852	7	23	30	31.2	18	11	8	3	2	74	65.6	
vs Bucknell	11/22/2022	65-79 L	22-65	.338	9-28	.321	12-17	.706	18	14	32	31.3	20	10	12	3	7	65	65.5	
Howard	11/26/2022	55-56 L	20-66	.303	8-30	.267	7-11	.636	13	22	35	31.9	9	14	8	3	8	55	64.0	
Western Ky.	11/30/2022	74-75 L	29-58	.500	10-21	.476	6-8	.750	11	22	33	32.0	16	13	16	2	3	74	65.3	
Tennessee St.	12/03/2022	77-61 W	26-51	.510	8-21	.381	17-20	.850	9	24	33	32.1	14	12	11	4	6	77	66.6	
Ky. Christian	12/06/2022	102-57 W	37-72	.514	13-31	.419	15-23	.652	23	35	58	34.7	13	26	14	2	5	102	70.1	
Lindsey Wilson	12/12/2022	86-61 W	27-56	.482	7-19	.368	25-29	.862	15	22	37	34.9	25	14	19	5	11	86	71.5	
at Murray St.	12/16/2022	60-68 L	25-57	.439	4-12	.333	6-7	.857	8	24	32	34.7	11	11	15	4	6	60	70.6	
at Tennessee	12/21/2022	44-86 L	14-55	.255	5-26	.192	11-14	.786	11	15	26	34.0	16	10	15	2	6	44	68.5	
<b>Total</b>		<b>891</b>	<b>313-757</b>	<b>.413</b>	<b>95-289</b>	<b>.329</b>	<b>170-230</b>	<b>.739</b>	<b>155</b>	<b>287</b>	<b>442</b>	<b>34.0</b>	<b>205</b>	<b>173</b>	<b>166</b>	<b>36</b>	<b>87</b>	<b>891</b>	<b>68.5</b>	
Opponents		898	337-703	.479	75-238	.315	149-209	.713	117	319	436	33.5	224	186	196	37	85	898	69.1	

**Austin Peay Averages**

Games Played	Points/game	FG Pct	3FG Pct	FT Pct	Rebounds/game	Assists/game	Turnovers/game	Assist/Turnover ratio	Steals/game	Blocks/game
13	68.5	41.3	32.9	73.9	34.0	13.3	12.8	1.0	6.7	2.8

**Austin Peay Individual Double-Doubles (as of Dec 19, 2022)  
All games**

DURUGORDON, Sean 11 pts, 10 reb; vs Bucknell, 11/22/22  
HUTCHINS-EVERETT, E7 pts, 11 reb; at Murray State, 12/16/22



2022-23 Austin Peay Men's Basketball  
Opponents Game-by-Game  
All games

Page 1/1  
as of Dec 28, 2022

Opponent	Date	Score	Total		3-Pointers		Free throws		Rebounds				Other Stats							
			FG-FGA	PCT	3FG-3FGA	PCT	FT-FTA	PCT	OFF	DEF	TOT	AVG	PF	A	TO	BLK	STL	PTS	AVG	
at NC State	11/07/2022	50-99 L	40-65	.615	11-28	.393	8-10	.800	9	29	38	38.0	20	20	14	6	10	99	99.0	
at Purdue	11/11/2022	44-63 L	24-48	.500	2-19	.105	13-17	.765	12	30	42	40.0	17	13	14	2	2	63	81.0	
Milligan	11/14/2022	98-74 W	25-58	.431	9-27	.333	15-22	.682	10	27	37	39.0	23	11	24	0	3	74	78.7	
at South Fla.	11/17/2022	62-60 W	24-58	.414	5-17	.294	7-10	.700	10	24	34	37.8	14	12	12	2	7	60	74.0	
vs UAlbany	11/21/2022	74-59 W	20-48	.417	5-22	.227	14-21	.667	9	22	31	36.4	24	12	15	1	3	59	71.0	
vs Bucknell	11/22/2022	65-79 L	27-47	.574	7-17	.412	18-22	.818	11	27	38	36.7	18	16	19	4	6	79	72.3	
Howard	11/26/2022	55-56 L	20-43	.465	5-13	.385	11-15	.733	4	36	40	37.1	14	11	19	3	3	56	70.0	
Western Ky.	11/30/2022	74-75 L	29-54	.537	4-12	.333	13-17	.765	6	19	25	35.6	12	14	9	7	11	75	70.6	
Tennessee St.	12/03/2022	77-61 W	22-50	.440	3-11	.273	14-21	.667	8	17	25	34.4	17	13	12	2	7	61	69.6	
Ky. Christian	12/06/2022	102-57 W	23-58	.397	7-25	.280	4-8	.500	3	16	19	32.9	20	12	14	1	8	57	68.3	
Lindsey Wilson	12/12/2022	86-61 W	20-52	.385	5-15	.333	16-20	.800	10	17	27	32.4	22	11	21	3	7	61	67.6	
at Murray St.	12/16/2022	60-68 L	27-58	.466	4-14	.286	10-14	.714	8	25	33	32.4	11	14	10	3	7	68	67.7	
at Tennessee	12/21/2022	44-86 L	36-64	.563	8-18	.444	6-12	.500	17	30	47	33.5	12	27	13	3	11	86	69.1	
<b>Total</b>		<b>898</b>	<b>337-703</b>	<b>.479</b>	<b>75-238</b>	<b>.315</b>	<b>149-209</b>	<b>.713</b>	<b>117</b>	<b>319</b>	<b>436</b>	<b>33.5</b>	<b>224</b>	<b>186</b>	<b>196</b>	<b>37</b>	<b>85</b>	<b>898</b>	<b>69.1</b>	
Austin Peay		891	313-757	.413	95-289	.329	170-230	.739	155	287	442	34.0	205	173	166	36	87	891	68.5	

## Opponents Averages

Games Played	Points/game	FG Pct	3FG Pct	FT Pct	Rebounds/game	Assists/game	Turnovers/game	Assist/Turnover ratio	Steals/game	Blocks/game
13	69.1	47.9	31.5	71.3	33.5	14.3	15.1	0.9	6.5	2.8



2022-23 Austin Peay Men's Basketball  
Points-rebounds-assists  
All games

Opponent	Date	Score		0	1	2	3	4	5	10	12	14	20	22
				<b>DURUGORDON</b>	<b>PAEZ, CARLO</b>	<b>PERKINS, EL</b>	<b>STONE-CARR</b>	<b>HUTCHINS-E</b>	<b>CALDERON, D</b>	<b>FAUNTLEROY</b>	<b>ROBINSON, S</b>	<b>MOORE, NATH</b>	<b>BATES, CODE</b>	<b>COFFEY, KAM</b>
at NC State	11/07/2022	50-99	L	4-1-2	9-0-1	0-1-1	DNP	8-4-0	0-3-0	5-0-4	13-3-0	2-2-0	0-2-0	DNP
at Purdue	11/11/2022	44-63	L	2-2-1	0-2-2	2-0-0	0-0-0	19-7-1	0-0-0	0-0-1	11-4-0	0-0-0	DNP	DNP
Milligan	11/14/2022	98-74	W	11-3-0	9-1-1	8-0-3	12-4-5	9-8-2	5-0-1	0-3-1	27-9-5	DNP	DNP	DNP
at South Fla.	11/17/2022	62-60	W	15-6-2	8-0-6	0-1-1	12-2-1	11-6-0	0-1-0	3-1-2	10-5-1	DNP	DNP	DNP
vs UAlbany	11/21/2022	74-59	W	2-2-0	11-1-2	1-1-1	17-2-3	23-9-2	0-0-0	0-2-1	DNP	DNP	0-0-0	DNP
vs Bucknell	11/22/2022	65-79	L	11-10-0	12-0-3	0-3-2	11-2-2	4-4-1	DNP	0-0-0	DNP	DNP	DNP	DNP
Howard	11/26/2022	55-56	L	21-8-3	6-1-5	0-1-0	6-1-2	9-8-1	DNP	0-1-1	DNP	DNP	DNP	DNP
Western Ky.	11/30/2022	74-75	L	8-7-2	14-5-4	0-1-0	12-2-3	19-6-1	DNP	3-1-0	DNP	DNP	DNP	DNP
Tennessee St.	12/03/2022	77-61	W	24-6-3	7-2-3	0-1-0	3-0-0	19-6-2	DNP	0-1-0	DNP	DNP	DNP	DNP
Ky. Christian	12/06/2022	102-57	W	14-9-0	3-3-7	DNP	13-6-0	14-9-2	19-4-3	5-4-10	DNP	DNP	3-3-0	DNP
Lindsey Wilson	12/12/2022	86-61	W	18-6-0	7-4-3	DNP	7-1-4	14-8-3	4-3-1	11-1-2	DNP	DNP	0-2-0	0-0-0
at Murray St.	12/16/2022	60-68	L	14-3-2	13-7-3	DNP	2-2-1	17-11-3	0-0-0	0-0-0	DNP	0-0-0	DNP	DNP
at Tennessee	12/21/2022	44-86	L	11-6-1	2-0-2	DNP	5-2-2	11-3-0	DNP	6-0-3	DNP	0-4-0	DNP	DNP

Opponent	Date	Score		23	24	41	42
				<b>OKWOROGWO</b>	<b>WARE, JALEN</b>	<b>COPELAND, C</b>	<b>ROBERTS, JA</b>
at NC State	11/07/2022	50-99	L	3-3-0	1-0-0	5-0-0	0-1-0
at Purdue	11/11/2022	44-63	L	DNP	DNP	10-5-1	DNP
Milligan	11/14/2022	98-74	W	7-4-0	7-8-1	3-0-4	DNP
at South Fla.	11/17/2022	62-60	W	DNP	3-8-1	0-2-1	DNP
vs UAlbany	11/21/2022	74-59	W	0-0-0	10-6-0	10-2-2	0-1-0
vs Bucknell	11/22/2022	65-79	L	DNP	12-7-0	15-3-2	DNP
Howard	11/26/2022	55-56	L	DNP	6-5-0	7-6-2	DNP
Western Ky.	11/30/2022	74-75	L	3-0-0	0-2-0	15-3-3	DNP
Tennessee St.	12/03/2022	77-61	W	0-0-0	8-6-1	16-8-3	DNP
Ky. Christian	12/06/2022	102-57	W	8-4-0	10-8-3	11-5-1	2-2-0
Lindsey Wilson	12/12/2022	86-61	W	2-1-0	8-3-0	14-1-1	1-2-0
at Murray St.	12/16/2022	60-68	L	DNP	6-5-1	8-3-1	DNP
at Tennessee	12/21/2022	44-86	L	0-0-0	4-6-1	5-2-1	DNP



**2022-23 Austin Peay Men's Basketball  
Team High/Low Analysis  
All games**

Page 1/4  
as of Dec 28, 2022

**Austin Peay - Game Highs**

<b>POINTS</b>	102	Ky. Christian (12/06/2022)
	98	Milligan (11/14/2022)
	86	Lindsey Wilson (12/12/2022)
	77	Tennessee St. (12/03/2022)
	74	Western Ky. (11/30/2022)
	74	vs UAlbany (N) (11/21/2022)
<b>FIELD GOALS MADE</b>	38	Milligan (11/14/2022)
	37	Ky. Christian (12/06/2022)
<b>FIELD GOAL ATTEMPTS</b>	72	Ky. Christian (12/06/2022)
	71	Milligan (11/14/2022)
<b>FIELD GOAL PERCENTAGE</b>	.535 (38-71)	Milligan (11/14/2022)
	.514 (37-72)	Ky. Christian (12/06/2022)
<b>3 PT FG MADE</b>	13	Ky. Christian (12/06/2022)
	12	at South Fla. (11/17/2022)
<b>3 PT FG ATTEMPTS</b>	31	Ky. Christian (12/06/2022)
	30	Howard (11/26/2022)
<b>3 PT FG PERCENTAGE</b>	.476 (10-21)	Western Ky. (11/30/2022)
	.419 (13-31)	Ky. Christian (12/06/2022)
<b>FREE THROWS MADE</b>	25	Lindsey Wilson (12/12/2022)
	23	vs UAlbany (N) (11/21/2022)
<b>FREE THROW ATTEMPTS</b>	29	Lindsey Wilson (12/12/2022)
	27	vs UAlbany (N) (11/21/2022)
	27	Milligan (11/14/2022)
<b>FREE THROW PERCENTAGE</b>	.909 (10-11)	at Purdue (11/11/2022)
	.862 (25-29)	Lindsey Wilson (12/12/2022)
<b>REBOUNDS</b>	58	Ky. Christian (12/06/2022)
	43	Milligan (11/14/2022)
<b>ASSISTS</b>	26	Ky. Christian (12/06/2022)
	23	Milligan (11/14/2022)
<b>STEALS</b>	19	Milligan (11/14/2022)
	11	Lindsey Wilson (12/12/2022)
<b>BLOCKED SHOTS</b>	5	Lindsey Wilson (12/12/2022)
	4	at Murray St. (12/16/2022)
	4	Tennessee St. (12/03/2022)
	4	at South Fla. (11/17/2022)
<b>TURNOVERS</b>	20	at NC State (11/07/2022)
	19	Lindsey Wilson (12/12/2022)
<b>FOULS</b>	25	Lindsey Wilson (12/12/2022)
	20	vs Bucknell (N) (11/22/2022)



2022-23 Austin Peay Men's Basketball  
Team High/Low Analysis  
All games

Page 2/4  
as of Dec 28, 2022

### Opponent - Game Highs

<b>POINTS</b>	99		at NC State (11/07/2022)
	86		at Tennessee (12/21/2022)
	79		vs Bucknell (N) (11/22/2022)
	75		Western Ky. (11/30/2022)
	74		Milligan (11/14/2022)
<b>FIELD GOALS MADE</b>	40		at NC State (11/07/2022)
	36		at Tennessee (12/21/2022)
<b>FIELD GOAL ATTEMPTS</b>	65		at NC State (11/07/2022)
	64		at Tennessee (12/21/2022)
<b>FIELD GOAL PERCENTAGE</b>	.615	(40-65)	at NC State (11/07/2022)
	.574	(27-47)	vs Bucknell (N) (11/22/2022)
<b>3 PT FG MADE</b>	11		at NC State (11/07/2022)
	9		Milligan (11/14/2022)
<b>3 PT FG ATTEMPTS</b>	28		at NC State (11/07/2022)
	27		Milligan (11/14/2022)
<b>3 PT FG PERCENTAGE</b>	.444	(8-18)	at Tennessee (12/21/2022)
	.412	(7-17)	vs Bucknell (N) (11/22/2022)
<b>FREE THROWS MADE</b>	18		vs Bucknell (N) (11/22/2022)
	16		Lindsey Wilson (12/12/2022)
<b>FREE THROW ATTEMPTS</b>	22		vs Bucknell (N) (11/22/2022)
	22		Milligan (11/14/2022)
<b>FREE THROW PERCENTAGE</b>	.818	(18-22)	vs Bucknell (N) (11/22/2022)
	.800	(16-20)	Lindsey Wilson (12/12/2022)
	.800	(8-10)	at NC State (11/07/2022)
<b>REBOUNDS</b>	47		at Tennessee (12/21/2022)
	42		at Purdue (11/11/2022)
<b>ASSISTS</b>	27		at Tennessee (12/21/2022)
	20		at NC State (11/07/2022)
<b>STEALS</b>	11		at Tennessee (12/21/2022)
	11		Western Ky. (11/30/2022)
<b>BLOCKED SHOTS</b>	7		Western Ky. (11/30/2022)
	6		at NC State (11/07/2022)
<b>TURNOVERS</b>	24		Milligan (11/14/2022)
	21		Lindsey Wilson (12/12/2022)
<b>FOULS</b>	24		vs UAlbany (N) (11/21/2022)
	23		Milligan (11/14/2022)



**2022-23 Austin Peay Men's Basketball  
Team High/Low Analysis  
All games**

Page 3/4  
as of Dec 28, 2022

**Austin Peay - Game Lows**

<b>POINTS</b>	44		at Tennessee (12/21/2022)
	44		at Purdue (11/11/2022)
	50		at NC State (11/07/2022)
	55		Howard (11/26/2022)
	60		at Murray St. (12/16/2022)
<b>FIELD GOALS MADE</b>	14		at Tennessee (12/21/2022)
	15		at Purdue (11/11/2022)
<b>FIELD GOAL ATTEMPTS</b>	49		vs UAlbany (N) (11/21/2022)
	51		Tennessee St. (12/03/2022)
<b>FIELD GOAL PERCENTAGE</b>	.255	(14-55)	at Tennessee (12/21/2022)
	.283	(15-53)	at Purdue (11/11/2022)
<b>3 PT FG MADE</b>	1		at NC State (11/07/2022)
	3		vs UAlbany (N) (11/21/2022)
<b>3 PT FG ATTEMPTS</b>	8		at NC State (11/07/2022)
	12		at Murray St. (12/16/2022)
<b>3 PT FG PERCENTAGE</b>	.125	(1-8)	at NC State (11/07/2022)
	.167	(4-24)	at Purdue (11/11/2022)
<b>FREE THROWS MADE</b>	6		at Murray St. (12/16/2022)
	6		Western Ky. (11/30/2022)
<b>FREE THROW ATTEMPTS</b>	7		at Murray St. (12/16/2022)
	8		Western Ky. (11/30/2022)
<b>FREE THROW PERCENTAGE</b>	.407	(11-27)	Milligan (11/14/2022)
	.625	(10-16)	at South Fla. (11/17/2022)
<b>REBOUNDS</b>	22		at Purdue (11/11/2022)
	25		at NC State (11/07/2022)
<b>ASSISTS</b>	6		at Purdue (11/11/2022)
	8		at NC State (11/07/2022)
<b>STEALS</b>	2		vs UAlbany (N) (11/21/2022)
	3		Western Ky. (11/30/2022)
<b>BLOCKED SHOTS</b>	1		at Purdue (11/11/2022)
	1		at NC State (11/07/2022)
<b>TURNOVERS</b>	7		at Purdue (11/11/2022)
	8		Howard (11/26/2022)
	8		vs UAlbany (N) (11/21/2022)
	8		Milligan (11/14/2022)
<b>FOULS</b>	9		Howard (11/26/2022)
	11		at Murray St. (12/16/2022)



**2022-23 Austin Peay Men's Basketball**  
**Team High/Low Analysis**  
**All games**

Page 4/4  
as of Dec 28, 2022

**Opponent - Game Lows**

<b>POINTS</b>	56	Howard (11/26/2022)
	57	Ky. Christian (12/06/2022)
	59	vs UAlbany (N) (11/21/2022)
	60	at South Fla. (11/17/2022)
	61	Lindsey Wilson (12/12/2022)
	61	Tennessee St. (12/03/2022)
<b>FIELD GOALS MADE</b>	20	Lindsey Wilson (12/12/2022)
	20	Howard (11/26/2022)
	20	vs UAlbany (N) (11/21/2022)
<b>FIELD GOAL ATTEMPTS</b>	43	Howard (11/26/2022)
	47	vs Bucknell (N) (11/22/2022)
<b>FIELD GOAL PERCENTAGE</b>	.385 (20-52)	Lindsey Wilson (12/12/2022)
	.397 (23-58)	Ky. Christian (12/06/2022)
<b>3 PT FG MADE</b>	2	at Purdue (11/11/2022)
	3	Tennessee St. (12/03/2022)
<b>3 PT FG ATTEMPTS</b>	11	Tennessee St. (12/03/2022)
	12	Western Ky. (11/30/2022)
<b>3 PT FG PERCENTAGE</b>	.105 (2-19)	at Purdue (11/11/2022)
	.227 (5-22)	vs UAlbany (N) (11/21/2022)
<b>FREE THROWS MADE</b>	4	Ky. Christian (12/06/2022)
	6	at Tennessee (12/21/2022)
<b>FREE THROW ATTEMPTS</b>	8	Ky. Christian (12/06/2022)
	10	at South Fla. (11/17/2022)
	10	at NC State (11/07/2022)
<b>FREE THROW PERCENTAGE</b>	.500 (6-12)	at Tennessee (12/21/2022)
	.500 (4-8)	Ky. Christian (12/06/2022)
<b>REBOUNDS</b>	19	Ky. Christian (12/06/2022)
	25	Tennessee St. (12/03/2022)
	25	Western Ky. (11/30/2022)
<b>ASSISTS</b>	11	Lindsey Wilson (12/12/2022)
	11	Howard (11/26/2022)
	11	Milligan (11/14/2022)
<b>STEALS</b>	2	at Purdue (11/11/2022)
	3	Howard (11/26/2022)
	3	vs UAlbany (N) (11/21/2022)
	3	Milligan (11/14/2022)
<b>BLOCKED SHOTS</b>	0	Milligan (11/14/2022)
	1	Ky. Christian (12/06/2022)
	1	vs UAlbany (N) (11/21/2022)
<b>TURNOVERS</b>	9	Western Ky. (11/30/2022)
	10	at Murray St. (12/16/2022)
<b>FOULS</b>	11	at Murray St. (12/16/2022)
	12	at Tennessee (12/21/2022)
	12	Western Ky. (11/30/2022)



**2022-23 Austin Peay Men's Basketball  
Player Highs Analysis  
All games**

Page 1/3  
as of Dec 28, 2022

**Austin Peay - Individual Game Highs**

<b>POINTS</b>	27		Shon Robinson vs Milligan (11/14/2022)
	24		Sean Durugordon vs Tennessee St. (12/03/2022)
	23		Elijah Hutchins-Everett vs UAlbany (N) (11/21/2022)
	21		Sean Durugordon vs Howard (11/26/2022)
	19		Drew Calderon vs Ky. Christian (12/06/2022)
	19		Elijah Hutchins-Everett vs Tennessee St. (12/03/2022)
	19		Elijah Hutchins-Everett vs Western Ky. (11/30/2022)
	19		Elijah Hutchins-Everett at Purdue (11/11/2022)
<b>FIELD GOALS MADE</b>	10		Shon Robinson vs Milligan (11/14/2022)
	9		Sean Durugordon vs Tennessee St. (12/03/2022)
<b>FIELD GOAL ATTEMPTS</b>	17		Elijah Hutchins-Everett at Purdue (11/11/2022)
	16		Sean Durugordon at Tennessee (12/21/2022)
	16		Sean Durugordon vs Lindsey Wilson (12/12/2022)
	16		Sean Durugordon vs Howard (11/26/2022)
	16		Cameron Copeland vs Bucknell (N) (11/22/2022)
	16		Shon Robinson vs Milligan (11/14/2022)
<b>FIELD GOAL PERCENTAGE (min 5 made)</b>	.750	(6-8)	Elijah Hutchins-Everett vs Lindsey Wilson (12/12/2022)
	.727	(8-11)	Elijah Hutchins-Everett at Murray St. (12/16/2022)
<b>3 PT FG MADE</b>	6		Drew Calderon vs Ky. Christian (12/06/2022)
	4		Sean Durugordon vs Howard (11/26/2022)
	4		Sean Durugordon at South Fla. (11/17/2022)
<b>3 PT FG ATTEMPTS</b>	11		Drew Calderon vs Ky. Christian (12/06/2022)
	10		Sean Durugordon at South Fla. (11/17/2022)
<b>3 PT FG PERCENTAGE (min 2 made)</b>	1.000	(2-2)	Jalen Ware vs Lindsey Wilson (12/12/2022)
	1.000	(2-2)	Elijah Hutchins-Everett at South Fla. (11/17/2022)
	1.000	(2-2)	Shon Robinson at South Fla. (11/17/2022)
<b>FREE THROWS MADE</b>	10		Elijah Hutchins-Everett vs Tennessee St. (12/03/2022)
	9		Elijah Hutchins-Everett vs UAlbany (N) (11/21/2022)
<b>FREE THROW ATTEMPTS</b>	13		Shon Robinson vs Milligan (11/14/2022)
	12		Elijah Hutchins-Everett vs Tennessee St. (12/03/2022)
<b>FREE THROW PERCENTAGE (min 3 made)</b>	1.000	(9-9)	Elijah Hutchins-Everett vs UAlbany (N) (11/21/2022)
	1.000	(7-7)	Carlos Paez at NC State (11/07/2022)
	1.000	(6-6)	Cameron Copeland vs Lindsey Wilson (12/12/2022)
	1.000	(5-5)	Cameron Copeland vs Ky. Christian (12/06/2022)
	1.000	(5-5)	Sean Durugordon vs Howard (11/26/2022)
	1.000	(4-4)	Carlos Paez vs UAlbany (N) (11/21/2022)
	1.000	(3-3)	Sean Durugordon at Murray St. (12/16/2022)
	1.000	(3-3)	Carlos Paez vs Lindsey Wilson (12/12/2022)
	1.000	(3-3)	Carlos Paez vs Western Ky. (11/30/2022)
	1.000	(3-3)	Caleb Stone-Carrawell at South Fla. (11/17/2022)
1.000	(3-3)	Elijah Hutchins-Everett at Purdue (11/11/2022)	
<b>REBOUNDS</b>	11		Elijah Hutchins-Everett at Murray St. (12/16/2022)
	10		Sean Durugordon vs Bucknell (N) (11/22/2022)
<b>ASSISTS</b>	10		Guy Fauntleroy vs Ky. Christian (12/06/2022)
	7		Carlos Paez vs Ky. Christian (12/06/2022)
<b>STEALS</b>	6		Shon Robinson vs Milligan (11/14/2022)
	4		Carlos Paez at Murray St. (12/16/2022)
	4		Caleb Stone-Carrawell vs Milligan (11/14/2022)
	4		Elijah Perkins vs Milligan (11/14/2022)
<b>BLOCKED SHOTS</b>	4		Kelechi Okworogwo vs Lindsey Wilson (12/12/2022)
	3		Elijah Hutchins-Everett vs Bucknell (N) (11/22/2022)
<b>TURNOVERS</b>	5		Elijah Hutchins-Everett vs Lindsey Wilson (12/12/2022)
	5		Carlos Paez vs Bucknell (N) (11/22/2022)



**2022-23 Austin Peay Men's Basketball  
Player Highs Analysis  
All games**

Page 3/3  
as of Dec 28, 2022

**Opponent - Individual Game Highs**

<b>POINTS</b>	30		Zach Edey at Purdue (11/11/2022)
	26		Terquavion Smith at NC State (11/07/2022)
	23		Alex Timmerman vs Bucknell (N) (11/22/2022)
	20		Olivier Nkamhoua at Tennessee (12/21/2022)
	20		Emmanuel Akot vs Western Ky. (11/30/2022)
	20		Xander Rice vs Bucknell (N) (11/22/2022)
<b>FIELD GOALS MADE</b>	12		Zach Edey at Purdue (11/11/2022)
	9		Olivier Nkamhoua at Tennessee (12/21/2022)
	9		Alex Timmerman vs Bucknell (N) (11/22/2022)
	9		Terquavion Smith at NC State (11/07/2022)
<b>FIELD GOAL ATTEMPTS</b>	16		Tyler Harris at South Fla. (11/17/2022)
	15		Alex Timmerman vs Bucknell (N) (11/22/2022)
	15		Terquavion Smith at NC State (11/07/2022)
<b>FIELD GOAL PERCENTAGE (min 5 made)</b>	1.000	(6-6)	David Acosta vs Tennessee St. (12/03/2022)
	1.000	(5-5)	D.J. Burns Jr. at NC State (11/07/2022)
<b>3 PT FG MADE</b>	5		Santiago Vescovi at Tennessee (12/21/2022)
	4		David Woodard vs Ky. Christian (12/06/2022)
	4		Jordan Wood vs Howard (11/26/2022)
<b>3 PT FG ATTEMPTS</b>	7		Jordan Wood vs Howard (11/26/2022)
	7		Da'Kquan Davis vs UAlbany (N) (11/21/2022)
	7		Tyler Harris at South Fla. (11/17/2022)
	7		Dylan Bartley vs Milligan (11/14/2022)
	7		Terquavion Smith at NC State (11/07/2022)
<b>3 PT FG PERCENTAGE (min 2 made)</b>	1.000	(5-5)	Santiago Vescovi at Tennessee (12/21/2022)
	1.000	(2-2)	Ian Motta vs Bucknell (N) (11/22/2022)
<b>FREE THROWS MADE</b>	9		Steve Settle vs Howard (11/26/2022)
	8		Johrdon Mumford vs Lindsey Wilson (12/12/2022)
<b>FREE THROW ATTEMPTS</b>	11		Steve Settle vs Howard (11/26/2022)
	10		Zach Edey at Purdue (11/11/2022)
<b>FREE THROW PERCENTAGE (min 3 made)</b>	1.000	(8-8)	Johrdon Mumford vs Lindsey Wilson (12/12/2022)
	1.000	(4-4)	Jamarion Sharp vs Western Ky. (11/30/2022)
	1.000	(4-4)	Jake van der Heijden vs Bucknell (N) (11/22/2022)
	1.000	(4-4)	Elvin Edmonds IV vs Bucknell (N) (11/22/2022)
	1.000	(4-4)	Adam Graham vs Milligan (11/14/2022)
	1.000	(3-3)	Julian Phillips at Tennessee (12/21/2022)
	1.000	(3-3)	Kenny White Jr. at Murray St. (12/16/2022)
	1.000	(3-3)	Brian Waddell at Purdue (11/11/2022)
	1.000	(3-3)	Jarkel Joiner at NC State (11/07/2022)
<b>REBOUNDS</b>	11		Tobe Awaka at Tennessee (12/21/2022)
	11		Jordan Wood vs Howard (11/26/2022)
	11		Zach Edey at Purdue (11/11/2022)
<b>ASSISTS</b>	8		JaCobi Wood at Murray St. (12/16/2022)
	8		Jarkel Joiner at NC State (11/07/2022)
<b>STEALS</b>	7		Dayvion McKnight vs Western Ky. (11/30/2022)
	4		JaCobi Wood at Murray St. (12/16/2022)
<b>BLOCKED SHOTS</b>	6		Jamarion Sharp vs Western Ky. (11/30/2022)
	3		Jordan Wood vs Howard (11/26/2022)
<b>TURNOVERS</b>	7		Steve Settle vs Howard (11/26/2022)
	5		Rodney Lewis vs Lindsey Wilson (12/12/2022)
	5		Kobe Dickson vs Howard (11/26/2022)
	5		Levontae Knox vs Milligan (11/14/2022)
<b>FOULS</b>	5		David McCallum Jr. vs Ky. Christian (12/06/2022)
	5		Andre Screen vs Bucknell (N) (11/22/2022)
	5		Tairi Ketner vs UAlbany (N) (11/21/2022)
	5		Breon Pass at NC State (11/07/2022)

## THE LAST TIME AUSTIN PEAY...

Won by 20+ Points.....	25, vs. Lindsey Wilson (12/12/2022)
Won by 30+ Points.....	45, vs. Kentucky Christian (12/6/2022)
Won by 40+ Points.....	45, vs. Kentucky Christian (12/6/2022)
Lost by 20+ Points.....	42, at Tennessee (12/21/2022)
Lost by 30+ Points.....	42, at Tennessee (12/21/2022)
Won an Overtime Game.....	68-64, at SIU Edwardsville (2/24/2022)
Won a Double Overtime Game.....	68-63, vs. SIU Edwardsville (1/31/2022)
Won a Road Overtime Game.....	68-64, at SIU Edwardsville (2/24/2022)
Won Home Overtime Game.....	68-63, vs. SIU Edwardsville (1/31/2022)
Lost Home Overtime Game.....	82-79, vs. UNC Asheville (11/19/2017)
Lost Road/Neutral Overtime Game.....	86-81, at Southeast Missouri State (2/16/2021)
Score 100+ Points.....	102, vs. Kentucky Christian (102-57) (12/6/2022)
Allowed 100+ Points.....	104, Lipscomb [104-101 (OT) (11/18/2010)]
Four Players in Double Figures.....	Sean Durugordon (18), Cameron Copeland (15), Elijah Hutchins-Everett (14), Guy Fauntleroy (11), vs. Lindsey Wilson (12/12/2022)
Five Players in Double Figures.....	Cameron Copeland (15), Jalen Ware (12), Carlos Paez (12), Caleb Stone-Carrawell (11), Sean Durugordon (11), vs. Bucknell (11/22/2022)
Six Players in Double Figures.....	Drew Calderon (19), Elijah Hutchins-Everett (14), Sean Durugordon (14), Caleb Stone-Carrawell (13), Cameron Copeland (11), Jalen Ware (10), vs. Kentucky Christian (12/6/2022)
Did not make a 3-Pointer.....	vs. Morehead State (2/18/2002)
Made 10+ 3-Pointers.....	13, vs. Kentucky Christian (12/6/2022)
Attempted 30+ 3-Pointers.....	31, vs. Kentucky Christian (12/6/2022)
Made 25+ Free Throws.....	25 (25-29), vs. Lindsey Wilson (12/12/2022)
Attempted 35+ Free Throws.....	38, at Southeast Missouri (1/1/2022)
50+ Rebounds in a game.....	58, vs. Kentucky Christian (12/6/2022)
25 Rebounds or less in a game.....	25, at Southern Illinois (11/12/2021)
Two players score 20+ points.....	Cameron Copeland (25), Elijah Hutchins-Everett (20) at North Florida (12/11/2021)
Two players with 10+ rebounds.....	Elton Walker (12), Terry Taylor (10) vs. Tennessee State (1/30/2021)
Had 20+ Assists.....	26, vs. Kentucky Christian (12/6/2022)
Had 10+ Steals.....	11, vs. Lindsey Wilson (12/12/2022)
Had less than 10 turnovers.....	8, vs. Howard (11/26/2022)

**THE LAST TIME AN AUSTIN PEAY PLAYER...**

Scored 30+ Points .....	32, Terry Taylor vs. Southeast Missouri State (2/13/2021)
Posted a Double-Double .....	Elijah Hutchins-Everett (17 pts / 11 reb) at Murray State (12/16/2022)
Posted a Triple-Double .....	Chris Horton (15 pts / 13 reb / 10 blocks) vs. Berea (11/16/2014)
Two players with a Double-Double .....	Terry Taylor (25 pts / 11 reb) & Mike Peake (14 pts / 10 reb) vs. Eastern Illinois (2/20/2021)
Led Team in Pts/Reb/Stl .....	Elijah Hutchins-Everett (23 pts / 9 reb / 2 stl) vs. Albany (11/21/2022)
Made 10+ Field Goals .....	10, Shon Robinson vs. Milligan (11/14/2022)
Made 5+ Three-Pointers .....	Drew Calderon (6-11) vs. Kentucky Christian (12/6/2022)
Made 10+ Free Throws .....	10 (10-12), Elijah Hutchins-Everett vs. Tennessee State (12/3/2022)
Had 14+ Rebounds .....	14, Elijah Hutchins-Everett at Dayton (11/20/2021)
Shot 100% at the Free Throw Line (min. 8 att.) .....	Elijah Hutchins-Everett (9-9) vs. Albany (11/21/2022)
Shot 85%+ from the field (min. 5 att.) .....	Carlos Paez (5-5) at Tennessee State (1/22/2022)
Had 10+ assists .....	Guy Fauntleroy (10) vs. Kentucky Christian (12/6/2022)
Had 4+ steals .....	Carlos Paez (4) at Murray State (12/16/2022)
Had 4+ blocks .....	Corbin Merritt (4) vs. Milligan (12/5/2021)