



# AUSTIN PEAY

GOVERNORS FOOTBALL | 1977 & 2019 OHIO VALLEY CONFERENCE CHAMPIONS | 2019 NCAA QUARTERFINALISTS

SCAN FOR  
GOVERNORS  
MEDIA CENTRAL



## GAME 8 ■ UT MARTIN

2 PM (CT) ■ OCTOBER 30, 2021

HARDY GRAHAM STADIUM ■ MARTIN, TENNESSEE

### SETTING THE MARKERS



#### AUSTIN PEAY GOVERNORS

##### RECORD

3-4 ■ 1-1 OVC

##### NATIONAL POLLS

(NR) Stats Perform FCS

(NR) AFCA FCS

##### HEAD COACH

Scotty Walden

Sul Ross State (2012)

7-6 ■ 2nd season at APSU

15-12 ■ 3rd career season



#### UT MARTIN SKYHAWKS

##### RECORD

6-1 ■ 2-0 OVC

##### NATIONAL POLLS

#13 Stats Perform FCS

#12 AFCA FCS

##### HEAD COACH

Jason Simpson

Southern Miss (1995)

96-78 ■ 16th season at UTM

96-78 ■ 16th career season

### INSIDE THE SERIES

**The Series:** 69th meeting | UT Martin leads, 39-27-2

**Last Meeting:** UT Martin def. Austin Peay, 37-34 (3/21/21)

**Notably:** APSU has not won in Martin since 1994... Since APSU returned to the OVC in 2007, UTM leads the series 11-3... The last two meetings, both played in Clarksville, have seen the teams combine for 64 and 71 points.

### WHAT A GOVS WIN WOULD MEAN

End their seven-game losing streak in Martin... Be their fourth-straight win against a ranked FCS opponent... Give them back-to-back wins for the first time this season.

### BROADCAST INFORMATION

**ipTV :** ESPN+ | John Hatler (PxP) w/ Derek Carr & Chris Brinkley (Analysts)

**RADIO:** Govs Sports Network | Brian Rives (PxP) & Van Stokes (Analyst)  
(ESPN Clarksville 104.1 FM/Tuneln App)

**LIVE STATS:** PeayStats.com

### GOVS BY THE NUMBERS

8	After recovering a pair of fumbles at Murray State, Austin Peay now leads the OVC and ranks seventh in the FCS with 8 fumbles recovered this season. The Govs also rank 13th nationally with 15 turnovers gained.
9	Ahmaad Tanner rushed for a career-best 3 TDs at Murray State. With 9 rushing touchdowns this season, he ranks second in the OVC and 10th in the FCS. With 26 career TD runs, he is tied for fourth all-time in APSU history.
72	Quarterback Sheldon Layman ran for 72 yards in his first start at Austin Peay. Layman's 72 yards on the ground is the most by an APSU QB since JaVaughn Craig ran for 164 at Sacramento State in the 2019 FCS Playoffs.
236	Number of tackles by Jack McDonald in two-plus seasons. He ranks third among active tacklers since 2019, trailing only North Dakota State's Jackson Hankey (243) and Western Carolina's Ty Harris (239).

### AT THE KICKOFF

#### PLAYOFF-CALIBER GAME AWAITS GOVS AT UT MARTIN

Austin Peay faces one of the Football Championship Subdivision's hottest teams when it meets UT Martin in a 2 p.m., Saturday, Ohio Valley Conference contest at Hardy Graham Stadium. The league-leading Skyhawks are the last team without a loss in OVC play and bring a six-game win streak – fifth longest in the FCS – into Saturday's affair. Austin Peay looks to return its name to the top of the OVC standings and bring its overall record back to .500 with a win.

#### LAST TIME OUT

Behind one of the program's most dominant rushing performances in recent history, Austin Peay circled the wagons for a 47-6 Ohio Valley Conference victory at Murray State. Ahmaad Tanner rushed for 134 yards and three touchdowns with Brian Snead adding another 133 yards and two touchdowns. Toss in quarterback Sheldon Layman's 72-yard effort and Austin Peay raced for 363 yards on 56 carries – their best rushing performance since 2018 at Morehead State.

#### HARLEY 2000 + 20

With one catch – a 36-yard touchdown reception – at Murray State, Baniko Harley moved onto both the 2,000 yard and 20 touchdown plateaus. He enters Saturday's game with 2,030 career receiving yards and 20 career touchdowns. Harley is fifth all-time in career receiving yards and is third all-time in touchdown receptions. He needs 197 yards and five touchdown receptions to move into the next spot on each respective list.

#### TANNER TO TWO THOUSAND

Ahmaad Tanner's 28-yard run to end the first quarter at Eastern Kentucky, Sept. 25, made him the ninth Governors running back to record 2,000 career rushing yards. He enters this week's game with 2,316 rushing yards after a career-best 134 rushing yards at Murray State. Tanner needs 247 yards to move past Mike Lewis (1985-89) for sixth on the Govs all-time list.

#### LAYMAN TO QB1 AT MURRAY

Following the Govs off week, head coach Scotty Walden turned to Sheldon Layman as the starting quarterback at Murray State. He led the Govs to their first win in October, becoming the first APSU quarterback to win their debut at starter since at least 1996.

#### PICK LEADER

Johnathon Edwards nabbed his fourth interception of the year against Southeast Missouri in Week 6. He is one of only ten FCS players with four or more interceptions in 2021 and only one off the FCS lead set by a trio of players with 5 interceptions. Nationally, he is also tied for seventh in picks per game (0.60).

#### THE TEN-TACKLE QUARTET

Kordell Jackson, who missed back-to-back games and the bulk of a third due to injury, posted a career-high 12 tackles against Southeast Missouri in his first full game since the Ole Miss contest. He is the fourth Govs defender to post 10-plus tackles in a game this season. He joined linebacker Jack McDonald (10 tackles against both Eastern Kentucky and Southeast Missouri) and both defensive back Shamari Simmons and nickel back Koby Perry, who each had 11 tackles at Ole Miss.

#### WALDEN; OR, LIFE AT AUSTIN PEAY

Scotty Walden was hired as Austin Peay State University's 21st head football coach in November 2020. He coached 11th game as head coach – the equivalent of one full season – at Eastern Kentucky, finishing that "season" with a 6-5 record. He is the seventh head coach to post a winning record in their first 11 games as head coach.

#### UP NEXT

Austin Peay returns home for a 2 p.m., Nov. 6 contest against Eastern Illinois. The Govs have won the last two meetings played in Clarksville against the Panthers, including a 2019 affair that saw the Govs clinch that season's OVC title.

## NOTING THIS WEEK'S GAME

FACING THE SKYHAWKS  
HOME SWEET HOME?

A week after handing Murray State its first home loss of 2021, Austin Peay faces a UT Martin team that also is unbeaten at home this season. The Skyhawks are 3-0 this season at Graham Stadium and have won four straight in their friendly confines. UTM has scored at least 33 points in each of those games, averaging 39.8 points per game during the home win streak.

## OFFENSIVE OPTIONS

The Skyhawks are one of two OVC teams, along with Southeast Missouri, that lean run-heavy offensively. UTM is averaging 228.7 rushing yards per game against 201.3 passing yards per game. Three UTM rushers rank among the OVC's Top 10: RB Peyton Logan (2nd, 94.7 ypg), RB Zak Wallace (7th, 54.4 ypg), and QB Keon Howard (8th, 48.4 ypg).

## DEFENSIVE DEFINITION

UT Martin's defense also leans toward run-stopping. The Skyhawks are second in the OVC in rushing defense, limiting opponents to 122 yards per game and only six touchdowns on the ground. Meanwhile, UTM ranks sixth in passing defense, allowing 259.7 yards per game and 16 touchdowns. That favors an APSU offense ranked No. 1 in passing (271.4 ypg) and No. 3 in rushing (170.3 ypg).

## PLAYER TO WATCH

Peyton Logan is the OVC's No. 2 rusher this season, averaging 94.7 yards per game. However, he enters this week's game after posting 159 yards against Southeast Missouri, the 4th best rushing performance in the league of the season. Logan also has the OVC's No. 2 rushing effort with 179 yards at Northwestern State and its No. 6 receiving outing with 122 yards against Samford.

## LOOKING BACK



Quarterback **Draylen Ellis (#9)** threw for a career-high 305 yards – the first Austin Peay quarterback to throw for 300-plus yards since 2016. He completed 16-of-31 passes for 305 yards and four touchdowns in last spring's loss to UT Martin. He found Eugene Minter for two touchdowns and connected with DeAngelo Wilson and Jay Parker for a touchdown each.

## 2021 STATS COMPARISON

2021 season, boldface indicates league leader

Category	APSU	UTM
Record	3-4	6-1
Conference	1-1	2-0
Total Offense	435.6	430.0
Rushing Offense	164.1	<b>228.7</b>
Passing Offense	<b>271.4</b>	201.3
Passing Efficiency	115.20	<b>140.57</b>
Scoring Offense	30.9	<b>33.9</b>
Total Defense	379.9	381.7
Rushing Defense	170.6	122.0
Passing Yards Allowed	209.3	259.7
Passing Efficiency Defense	118.03	132.75
Scoring Defense	29.1	28.3
Turnover Margin	+0.4	-0.3
3rd Down Conv. Pct	.424	<b>.462</b>
4th Down Conv. Pct	.429	.545
3rd Down Conv. Pct Defense	.333	<b>.341</b>
4th Down Conv. Pct Defense	.615	<b>.333</b>
Red Zone Offense	.909	.812
Red Zone Defense	.821	.778
Net Punting	38.26	37.10
Punt Returns	6.17	7.00
Kickoff Returns	18.72	15.71
Penalties Per Game	7.86	6.71
Penalty Yards Per Game	61.0	57.0
Time of Possession	28:55	<b>33:56</b>
Team Sacks	1.1	1.3
Team Tackles for Loss	5.0	5.4
Sacks Allowed	2.7	<b>0.9</b>
Tackles for Loss Allowed	6.1	<b>5.4</b>
Turnovers Gained	<b>15</b>	12
Passes Intercepted	7	<b>9</b>
Fumbles Recovered	<b>8</b>	3

## LAST MEETING, NOTABLY

MARCH 21, 2021 ■ UTM 37, APSU 34

- The only thing to spoil the Gobs first-ever spring Homecoming Day was the right foot of UT Martin's Tyler Larco, who hit a 46-yard field goal as time expired to give UT Martin a 37-34 victory.
- Freshman Draylen Ellis threw for a career-high 305 yards – the first Austin Peay quarterback to throw for 300-plus yards since JaVaughn Craig tossed for 322 yards against Tennessee State (11/5/2016) in his freshman season.
- Ahmaad Tanner ran for a then-career-high 105 yards, his best rushing performance since he ran for 104 yards at Tennessee Tech (11/4/2017) as a freshman.
- Austin Peay held UT Martin to just 77 rushing yards; the third time in four games the Gobs held an opponent under 100 rushing yards.
- Averaging nine tackles for loss per game, Austin Peay made exactly nine stops behind the line of scrimmage against UT Martin; it was the first game last spring where the Gobs didn't record double-digit tackles for loss.

## LAST FIVE MEETINGS

## UT MARTIN

YEAR	DATE	LOCATION	SCORE
2016	• 008	Martin	L 31-45
2017	• S30	Clarksville	W 7-0
2018	• S22	Martin	L 7-37
2019	• N09	Clarksville	W 38-24
2020	• M21	Clarksville	L 34-37

• - OVC contest

## ON THIS DATE

## OCTOBER 30

- Saturday's game will be the 10th time the Governors have played on Oct. 30.
- The Governors are 4-5 on this date all-time and last won on this date during the 2004 season – a 28-20 victory against Charleston (W.Va.).
- The last time the Gobs played on Oct. 30, they traveled to Eastern Illinois in 2010. Stephen Stansell hit a 35-yard field goal and Terrence Holt rumbled for an 11-yard touchdown for the Gobs scoring. However, Jimmy Garoppolo threw for three touchdowns as EIU won, 28-10.
- APSU is 1-3 in road games on Oct. 30, last winning a 1976 tilt at Middle Tennessee.

## HEADING THE RIGHT DIRECTION

Gobs head coach Scotty Walden finished his first 11 games as APSU's head coach with a winning mark. That put him among rare company at Austin Peay as the seventh of the program's 21 head coaches posting a winning mark in their first 11 games:

- Mark Hudspeth (8-3, 2019)
- James "Boots" Donnelly (8-3, 1977)
- Watson Brown (7-4, 1979)
- Rick Christophel (7-4, 2007)
- Scotty Walden (6-5, 2021)
- Emory Hale (6-5, 1981-82)
- Dave Aaron (6-5, 1946)



# AUSTIN PEAY FOOTBALL

## GOVS OFFENSIVE TWO-DEEP






QB		<b>#6 SHELDON LAYMAN</b> 6-1, 192, JR, MOBILE, ALA.	Made first career start at MUR (10/23), ran for 72 yards Threw for 2 TDs and 168 yards against Murray State Made first appearance as a Gov at Ole Miss (9/11) Transferred from Memphis after Fall 2020 FBS season	Year F21 CAR	GP 5 5	Cmp-Att 17-27 17-27	Yds 168 168	TD/Int 2/0 2/0	
		<b>#9 DRAYLEN ELLIS</b> 6-0, 175, SO, OLIVE BRANCH, MISS.	Career-high 350 yards vs. MOR (9/18), earned OVC PotW Preseason OVC Offensive Player of the Year 2020-21 OVC Co-Freshman of the Year	Year F21 CAR	GP 7 13	Cmp-Att 147-271 251-472	Yds 1709 2979	TD/Int 10/8 24/12	
TB		<b>#5 AHMAAD TANNER</b> 6-0, 205, GR, DALTON, GA.	Career-high 134 rushing yards & 3 rushing TDs at MUR (10/23) Career-long 53-yard rushing TD vs. SEMO (10/9) Tied for 4th in APSU history with 26 career rushing TDs 9th player to rush for 2,000 yards in APSU history	Year F21 CAR	GP 7 47	Car-Yds 120-588 496-2316	YPC 4.9 4.7	TD 9 26	
		<b>#4 BRIAN SNEAD</b> 6-1, 212, R-JR, TAMPA, FLA.	Third multi-TD game with 2 rushing scores at MUR (10/23) Ran for a season-best 133 yards at Murray State Led the OVC with 434 rushing yards during the spring season	Year F21 CAR	GP 7 14	Car-Yds 47-299 142-821	YPC 6.4 5.8	TD 3 7	
WR		<b>#10 DRAE McCRAY</b> 5-8, 176, FR, TALLAHASSEE, FLA.	Caught second career TD pass at MUR (10/23) Debuted as a Gov with 5 catches, 87 yards + a TD at UTC (9/2) 2nd-highest rated recruit in APSU history via 247sports Finished prep career with 4,358 AP yards and 46 TDs	Year F21 CAR	GP 7 7	Rec-Yds 34-415 34-415	YPC 12.2 12.2	TD 2 2	
		<b>#3 EUGENE MINTER</b> 6-3, 215, GR, BIRMINGHAM, ALA.	Matched career-high with 5 receptions against TSU (10/2) Second career 2-receiving TD performance vs. MOR (9/18) 97 yards and two scores in career day vs. UTM (3/21/21)	Year F21 CAR	GP 7 16	Rec-Yds 16-182 37-435	YPC 11.4 11.8	TD 2 6	
WR		<b>#2 BANIKO HARLEY</b> 6-0, 227, GR, BIRMINGHAM, ALA.	Became 5th Gov with 2000 receiving yards at MUR (10/23) Became 3rd Gov to catch 20 touchdown passes at MUR Career-highs with 9 catches and 136 yards at ECU (9/25) Six grabs, 132 yards and the opening score at UTC (9/2)	Year F21 CAR	GP 7 45	Rec-Yds 39-622 128-2030	YPC 15.9 15.9	TD 6 20	
		<b>#7 GEORDON POLLARD</b> 6-3, 186, SO, PINSON, ALA.	3 catches and Govs-best 7 targets at MUR (10/23) Season's first grab in 3-catch, 38-yard day vs. SEMO (10/9) Caught first-career TD late against TTU (10/26/19)	Year F21 CAR	GP 4 18	Rec-Yds 6-59 16-194	YPC 9.8 12.1	TD 0 1	
WR		<b>#13 DJ RENDER</b> 5-11, 181, GR, MABLETON, GA.	Career-best 11 catches + 89 yards led Govs vs. SEMO (10/9) Led Govs with 8 catches at Ole Miss (9/11) First TD as a Gov on 30-yard grab in opener at UTC (9/2) Transferred to APSU after 4 seasons at Kansas State	Year F21 CAR	GP 7 7	Rec-Yds 36-311 36-311	YPC 8.6 8.6	TD 1 1	
		<b>#23 CJ EVANS</b> 5-8, 180, SO, MOBILE, ALA.	1 catch for 10 yards and 5 rushes for 20 yards at MUR (10/23) Tallied 105 AP yards (74 rush, 31 rec) at Ole Miss (9/11) On first touch of 2020 CFB season, roared 75 yards for TD	Year F21 CAR	GP 7 16	Rec-Yds 15-103 41-304	YPC 6.9 7.4	TD 0 1	
TE		<b>#88 HARRISON WILKES</b> 6-3, 289, FR, GERMANTOWN, TENN.	Second-straight start at TE at Murray State (10/23) Made first appearance at TE vs. Tennessee State (10/2) Came to APSU after playing offensive line at Houston HS	Year F21 CAR	GP 5 5	Rec-Yds 0-0 0-0	YPC N/A N/A	TD 0 0	
		<b>#44 ELIJAH BROWN</b> 6-2, 240, GR, TALBOTT, TENN.	Returned to action vs. MUR (10/23) after missing 2 games Caught pass to convert 2-pt. attempt vs. MOR (9/18) Caught APSU's first-ever postseason TD in 2019 FCS Playoffs	Year F21 CAR	GP 4 4	Rec-Yds 0-0 14-86	YPC N/A 6.1	TD 0 1	
LT		<b>#63 BUCKY WILLIAMS</b> 6-3, 295, R-JR, RINGGOLD, GA. 2020-21 First-Team All-OVC Hero Sports 2020-21 Sophomore All-American		RT	<b>#55 JOE WARE</b> 6-3, 309, GR, CRETE, ILL. Bowling Green State transfer for final season Started four games during abbreviated 2020 campaign	<b>#53 CHRISTIAN WINGFIELD</b> 6-7, 308, FR, RIVERDALE, GA. A three-star recruit according to 247sports.com			
		<b>#57 GARRETT BELL</b> 6-3, 290, R-JR, HOOVER, ALA. Six games, four starts in 2020-21							
LG		<b>#54 SETH JOHNSON</b> 6-3, 314, GR, NESBIT, MISS. Eight appearances, six starts in 2020-21 2020-21 Second Team All-OVC		RG	<b>#51 COLBY McKEE</b> 6-4, 252, GR, GEORGETOWN, KY. 2020-21 Second-Team All-OVC First start was in the FCS Playoffs at Sac. State (12/7/19)	<b>#50 BRENNAN SMITH</b> 6-4, 284, FR, PENSACOLA, FLA. Two-time Pensacola All-Area selection			
		<b>#63 BUCKY WILLIAMS</b> 6-3, 295, R-JR, RINGGOLD, GA. 2020-21 First-Team All-OVC							
C		<b>#71 JACOB CAUGHELL</b> 6-0, 264, R-SO, APOPKA, FLA. Nine appearances, six starts in 2020-21 2020-21 OVC Academic Medal of Honor	<b>OFFENSIVE LINE STATISTICS</b>						
		<b>#69 MICHAEL TREADWELL</b> 6-1, 289, SO, KNOXVILLE, TENN. Did not see action in 2020-21	Team				RB/PC	YPC	Opportunity
			CHAT	4.89	3.15	37.8% (14/37)	66.7% (2/3)	6	3
			MISS	5.13	2.68	48.4% (15/31)	60.0% (3/5)	11	5
			MOR	5.41	4.98	69.4% (25/36)	100% (3/3)	9	1
			EKU	3.90	2.83	51.9% (14/27)	33.3% (1/3)	10	4
			TSU	5.19	4.30	30.8% (8/26)	100% (1/1)	7	4
			SEMO	5.67	5.26	50.0% (12/24)	85.7% (6/7)	6	1

Team	RBYPC	YPC	Opportunity	Power	TFL vs.	Sack vs.
CHAT	4.89	3.15	37.8% (14/37)	66.7% (2/3)	6	3
MISS	5.13	2.68	48.4% (15/31)	60.0% (3/5)	11	5
MOR	5.41	4.98	69.4% (25/36)	100% (3/3)	9	1
ECU	3.90	2.83	51.9% (14/27)	33.3% (1/3)	10	4
TSU	5.19	4.30	30.8% (8/26)	100% (1/1)	7	4
SEMO	5.67	5.26	50.0% (12/24)	85.7% (6/7)	6	1
MUR	7.24	6.87	50.9% (27/53)	66.7% (6/9)	6	1
2021	5.45	4.48	49.1%	71.0%	55	22
FCS RNK		41st	—	—	75th	94th

Opportunity: % of carries that gain at least four yards, when possible (not including sacks or team rushes)  
Power: % of 3rd & 4th down runs w/ 2 yards or less that result in a 1st down or TD.








# AUSTIN PEAY FOOTBALL

## GOVS DEFENSIVE TWO-DEEP

DE		<b>#3 JAU'VON YOUNG</b> 6-1, 266, JR, NASHVILLE, TENN.	3 solo stops in 4-tackle performance at MUR (10/23) 5 tackles and a shared TFL vs. SEMO (10/9) Career-best 6 tackles and 1 TFL against TSU (10/2) Shared a TFL in a 3-tackle effort at ECU (9/25)	Year F21 CAR	GP 7 27	U/A 6/13 14/26	TFL 2.0 4.0	S/H 0.0/3 0.0/5
		<b>#87 DEMETRI SCOTT</b> 6-4, 250, SO, LOUISVILLE, KY.	Made a pair of tackles at MUR (10/23) Picked up first-career sack against TSU (10/2) Saw action in four games during the 2020-21 season	Year F21 CAR	GP 6 10	U/A 2/2 2/4	TFL 1.0 1.0	S/H 1.0/4 1.0/4
NG		<b>#52 ERIC BENTLEY</b> 6-2, 291, GR, AKRON, OH.	Made 3 tackles in first start as a Gov at ECU (9/25) First TFL and pass break up as a Gov vs. MOR (9/18) Assisted on three tackles at Ole Miss (9/11) Appeared in 15 games across three seasons at Akron	Year F21 CAR	GP 7 7	U/A 5/12 5/12	TFL 1.0 1.0	S/H 0.0/3 0.0/3
		<b>#90 DAMION BARBER</b> 6-3, 290, R-SR, HARRISBURG, PA.	Blocked a PAT against SEMO (10/9) Notched 4 tackles and a TFL at Chattanooga (9/2) Transferred from Penn State after two seasons	Year F21 CAR	GP 6 9	U/A 7/3 7/3	TFL 1.0 1.0	S/H 0.0/0 0.0/0
DE		<b>#99 TERRELL ALLEN</b> 6-0, 275, SO, NORTH LITTLE ROCK, ARK.	Tied for the APSU lead with 4.5 TFL this season Matched career-high with 5 tackles against TSU (10/2) Recorded the Govs only sack at ECU (9/25) Led APSU with career-high 2.5 TFL vs. MOR (9/18)	Year F21 CAR	GP 7 15	U/A 10/15 15/28	TFL 7.0 10.5	S/H 1.0/8 1.5/8
		<b>#98 DETERIAS GLOVER</b> 6-1, 259, FR, KINGSLAND, GA.	Career-best 2 tackles at Murray State (10/23) Made first collegiate tackle vs. Morehead State (9/18) Ranked a 3-star recruit by 247sports.com	Year F21 CAR	GP 2 2	U/A 1/2 1/2	TFL 0.0 0.0	S/H 0.0/0 0.0/0
BD		<b>#14 DARRYL ROGAN</b> 6-1, 209, JR, NASHVILLE, TENN.	Led the Govs with a career-best 2 TFL at MUR (10/23) Made first-career start and picked up a TFL vs. SEMO (10/9) Recorded a career-best 9 tackles against SEMO Appeared in 15 games in 2019 and 3 games in 2020	Year F21 CAR	GP 4 22	U/A 9/7 12/11	TFL 3.0 3.5	FF/FR 0/0 0/0
		<b>#36 HUNTER SCHOLATO</b> 6-1, 225, GR, HENDERSONVILLE, TENN.	Career-high 6 tackles and a shared TFL at ECU (9/25) Assisted on 4 tackles in first-career start vs. MOR (9/18) Pair of tackles, including a key TFL against MUR (4/3/21)	Year F21 CAR	GP 6 18	U/A 2/10 5/14	TFL 0.5 1.0	FF/FR 0/0 0/0
SL		<b>#18 JACK MCDONALD</b> 6-0, 210, GR, BRENTWOOD, TENN.	Led Govs with 7 tackles and a forced fumble at MUR (10/23) Matched season-high with 10 tackles vs. SEMO (10/9) Season-best 10 tackles and 2 TFL at ECU (9/25) First-career pick-six and OVC PotW vs. MOR (9/18)	Year F21 CAR	GP 7 40	U/A 18/30 113/123	TFL 3.5 22.0	FF/FR 1/0 2/2
		<b>#28 CONNER MURPHY</b> 6-1, 187, SO, MURFREESBORO, TENN.	Career-best 3 tackles and a forced fumble at MUR (10/23) Recorded first career sack in fourth quarter at Murray State Made first career tackle in season opener at UTC (9/2)	Year F21 CAR	GP 5 6	U/A 3/2 3/2	TFL 1.0 1.0	FF/FR 1/0 1/0
ML		<b>#0 TROY HENDERSON JR.</b> 5-11, 222, GR, CLEVELAND, OHIO	Second-straight 9-tackle game came at ECU (9/25) Led APSU with season-high 9 tackles vs. MOR (9/18) Made 1.5 TFL and first-career sack as a Gov at TTU (2/21) Led Govs with a dozen tackles in debut vs. UCA (8/29/20)	Year F21 CAR	GP 7 16	U/A 20/23 43/58	TFL 0.5 6.0	FF/FR 0/0 0/0
		<b>#5 JOSHUA RUDOLPH</b> 5-10, 225, FR, MONTGOMERY, ALA.	Career-best 6 tackles at MUR (10/23) Made 3 solo stops in a 4-tackle effort vs. SEMO (10/9) First-career tackle in APSU debut at UTC (9/2)	Year F21 CAR	GP 3 3	U/A 7/4 7/4	TFL 0.0 0.0	FF/FR 0/0 0/0
NB		<b>#13 KORDELL JACKSON</b> 5-10, 185, GR, BIRMINGHAM, ALA.	1 TFL at MUR (10/23), leads APSU with 4.5 TFLs this season Career-high 12 tackles and a sack vs. SEMO (10/9) Posted first-career multi-sack game at Ole Miss (9/11) Led Govs with 8 tackles, 2.5 TFL at Chattanooga (9/2)	Year F21 CAR	GP 5 51	U/A 22/12 154/56	TFL 6.5 33.0	INT/PB 0/2 11/22
		<b>#4 KOBY PERRY</b> 6-0, 174, GR, COVINGTON, GA.	9 tackles, 1 TFL, and a forced fumble vs. SEMO (10/9) Career-high 1.5 TFL in 8-tackle performance vs. MOR (9/18) Career-high 11 tackles (8 solo) at Ole Miss (9/11)	Year F21 CAR	GP 7 16	U/A 29/16 48/33	TFL 4.5 7.5	INT/PB 0/1 0/3
CB		<b>#2 JOHNATHON EDWARDS</b> 6-2, 195, GR, PHILADELPHIA, MISS.	2 tackles and a fumble recovery at MUR (10/23) Matched career-high with 9 tackles against SEMO (10/9) 4th INT of the season and 6th of career vs. SEMO Earned OVC DPotW after 2-pick game at Chattanooga (9/2)	Year F21 CAR	GP 7 30	U/A 15/10 45/34	TFL 0.0 1.5	INT/PB 4/3 6/14
		<b>#7 DARRYL SINCLAIR II</b> 5-9, 182, GR, SOLON, OHIO	Recorded a tackle against SEMO (10/9) Picked up first tackle as a Govs vs. MOR (9/18) Transferred after graduating from Ohio State in Dec. 2020	Year F21 CAR	GP 5 5	U/A 1/1 1/1	TFL 0.0 0.0	INT/PB 0/0 0/0
SS		<b>#16 SHAMARI SIMMONS</b> 5-11, 197, JR, ASHLAND, ALA.	Leads Govs with 5 PBUs this season 5 tackles and a PBU at Murray State (10/23) Led the way with 11 tackles, FF, FR, & PBU at Ole Miss (9/11) Broke up a pair of passes in APSU debut at Chattanooga (9/2)	Year F21 CAR	GP 7 7	U/A 22/14 22/14	TFL 0.0 0.0	INT/PB 0/5 0/5
		<b>#1 KAM RUFFIN</b> 6-1, 211, GR, CLINTON, MISS.	Racked up a career-best 8 tackles and a TFL vs. TSU (10/2) Made 6 tackles, a TFL, and a PBU at ECU (9/25) 2-pick day at Jacksonville State (3/28/21) to earn OVC DPotW	Year F21 CAR	GP 5 13	U/A 12/8 31/14	TFL 2.0 3.0	INT/PB 0/1 2/1
FS		<b>#4 KOBY PERRY</b> 6-0, 174, GR, COVINGTON, GA.	Back-to-back starts at safety vs. SEMO (10/9) & MUR (10/23) 9 tackles, 1 TFL, and a forced fumble vs. SEMO Career-high 1.5 TFL in 8-tackle performance vs. MOR (9/18) Career-high 11 tackles (8 solo) at Ole Miss (9/11)	Year F21 CAR	GP 7 16	U/A 29/16 48/33	TFL 4.5 7.5	INT/PB 0/1 0/3
		<b>#6 KORY CHAPMAN</b> 5-10, 182, SO, HOOVER, ALA..	First career INT in the endzone at MUR (10/23) Recorded 7 tackles & first 2 career PBUs vs. MOR (9/18) Credited with career's first 9 tackles at Ole Miss (9/11)	Year F21 CAR	GP 5 5	U/A 8/10 8/10	TFL 0.5 0.5	INT/PB 1/3 1/3
CB		<b>#19 DEMETRIES FORD</b> 5-9, 169, JR, SOUTH MIAMI, FLA.	Picked up 3 solo tackles at MUR (10/23) First start at CB and a PBU vs. SEMO (10/9) Recorded a career-best 7 tackles vs. MOR (9/18) Made a solo stop in his APSU debut against UTC (9/2)	Year F21 CAR	GP 7 7	U/A 11/7 11/7	TFL 0.0 0.0	INT/PB 0/3 0/3
		<b>#8 ISAIAH NORMAN</b> 6-1, 210, GR, MEMPHIS, TENN.	5 tackles, 2 QBH, and an INT on a fake punt at MUR (10/23) Recorded first TFL of the season at ECU (9/25) Recorded a season-high 6 tackles at Ole Miss (9/11)	Year F21 CAR	GP 7 42	U/A 13/4 91/46	TFL 1.0 5.5	INT/PB 1/1 2/11

# AUSTIN PEAY FOOTBALL

## GOVS SPECIAL TEAMS TWO-DEEP

PK		<b>#91 MADDUX TRUJILLO</b> 6-1, 160, FR, FLOWERY BRANCH, GA.	Second among OVC kickers in points per game (6.3) Missed first PAT of career at MUR (10/23) Made FG in 5-straight games, no attempts in last two contests Drilled season-long 45-yard FG in home debut vs. MOR (9/18)	Year F21 CAR	GP 7 7	PAT/AT 20-21 20-21	FG/FGA 8-10 8-10	Long 45 45
		<b>#35 RILEY STEPHENS</b> 6-2, 203, R-FR, NEW SMYRNA BEACH, FLA.	Redshirted as a freshman at UCF Helped Dr. Phillips HS to a 12th-straight district title Member of Dr. Phillips' 2017 Florida 8A State title team	Year F21 CAR	GP 7 7	PAT/AT 0/0 0/0	FG/FGA 0/0 0/0	Long N/A N/A
P		<b>#81 MATT RIGNEY</b> 6-4, 204, R-SO, NEW CASTLE, AUSTRALIA	Had 2 kicks downed inside the 20-yard line at MUR (10/23) Averaged 49 ypp on 3 kicks vs. SEMO (10/9) Career-best 46.6 yards per punt against TSU (10/2) Dropped three punts inside the 20-yard line at UTC (9/2)	Year F21 CAR	GP 7 13	Att-Yds 36-1492 71-2763	Avg. 41.4 38.9	I20 9 18
		<b>#6 SHELDON LAYMAN</b> 6-1, 192, JR, MOBILE, ALA.	Punted twice in first start at QB at MUR (10/23) Dropped a 41-yard kick on the MUR 4-yard line on first attempt Is the only Gov outside of Rigney to punt this season	Year F21 CAR	GP 5 5	Att-Yds 2-65 2-65	Avg. 32.5 32.5	I20 1 1
KO		<b>#35 RILEY STEPHENS</b> 6-2, 203, R-FR, NEW SMYRNA BEACH, FLA.	5 kickoffs, 5 touchbacks against Tennessee State (10/2) 4-of-6 kicks went for touchbacks at ECU (9/25) Averaged 62.3 ypk with five TB on 10 attempts vs. MOR (9/18) Redshirted as a freshman at UCF	Year F21 CAR	GP 7 7	Att-Yds 44-2570 44-2570	Avg. 58.4 58.4	TB 22 22
		<b>#20 COLE DEEDS</b> 6-3, 181, R-JR, FAIRHOPE, ALA.	Only Gov to P, PK and KO in 2020-21 Formerly at Mississippi State All-County K/P twice at Fairhope HS	Year F21 CAR	GP 0 9	Att-Yds 0-0 8-311	Avg. N/A 38.9	TB 0 0
KR		<b>#10 DRAE McCRAY</b> 5-8, 176, FR, TALLAHASSEE, FLA.	First appearance as starting KR ahead of SEMO (10/9) game 2 returns for 36 yards against TSU (10/2) Finished prep career with 4,358 AP yards and 46 TDs 2019 FHSAA T&F Championship qualifier in the 110m hurdles	Year F21 CAR	GP 7 7	Ret-Yds 2-36.0 2-36.0	Avg. 18.0 18.0	TD/Lg 0/18 0/18
		<b>#4 BRIAN SNEAD</b> 6-1, 212, R-JR, TAMPA, FLA.	1 return for 13 yards against SEMO (10/9) First appearance on KR 2-deep ahead of SEMO (10/9) game Returned 2 kicks for 32 yards against TSU (10/2)	Year F21 CAR	GP 7 14	Ret-Yds 4-66 4-66	Avg. 16.5 16.5	TD/Lg 0/21 0/21
PR		<b>#2 BANIKO HARLEY</b> 6-0, 227, SR, BIRMINGHAM, ALA.	Averaging a team-best 9.2 yards per punt return Career-long 30-yard return in fourth quarter at ECU (9/25) Broke a 12-yard gain at Chattanooga (9/2) Returned 3 punts each of the last two seasons	Year F21 CAR	GP 7 45	Ret-Yds 8-55 18-95	Avg. 6.9 5.3	TD/Lg 0/30 0/30
		<b>#1 TREY GOODMAN</b> 5-11, 175, FR, LAWRENCEVILLE, GA.	One punt return for 4-yard gain at MUR (10/23) Caught one punt, with no return, against SEMO (10/9) Fair caught lone punt return attempt against TSU (10/2)	Year F21 CAR	GP 6 6	Ret-Yds 2-4 2-4	Avg. 2.0 2.0	TD/Lg 0/4 0/4
LS		<b>#48 WILL SPAIN</b> 5-11, 210, FR, MEMPHIS, TENN. Member of IMG Academy's 2020 HS National title team						
		<b>#49 MYLIN BROWN</b> 6-0, 205, FR, GAHANNA, OHIO LS also caught 11 passes for 46 yards as TE						
H		<b>#1 TREY GOODMAN</b> 5-11, 175, FR, LAWRENCEVILLE, GA. Threw pass to convert 2-pt. attempt vs. MOR (9/18)1						
		<b>#11 NEYLAND JEAN</b> 6-2, 218, FR, FAYETTEVILLE, TENN. Threw a 34-yard TD against MOR (9/18) in APSU debut						

## 2021 SPECIAL TEAMS TACKLES LEADERS

### TOTAL SPECIAL TEAMS TACKLES

Player	Tot
Josh Rudolph	3
Antoine Williams	3
Sam Howard	2
Eugene Minter	2
Darryl Sinclair	2
Kory Chapman	2
Shamari Simmons	2

### KICKOFF RETURN TACKLES

Player	TKL
Joshua Rudolph	3
Sam Howard	2
Kory Chapman	2
Shamari Simmons	2

### PUNT RETURN TACKLES

Player	TKL
Antoine Williams	3
Eugene Minter	2
Garrett Bell	1
Darryl Sinclair	1



# AUSTIN PEAY FOOTBALL

## THE STARTING LINEUP

### OFFENSIVE LINE

LT	LG	C	RG	RT
57 Bell	63 Williams	71 Caughell	51 McKee	55 Ware
57 Bell	63 Williams	71 Caughell	51 McKee	55 Ware
57 Bell	63 Williams	71 Caughell	51 McKee	55 Ware
57 Bell	63 Williams	71 Caughell	51 McKee	55 Ware
63 Williams	54 Johnson	71 Caughell	51 McKee	55 Ware
63 Williams	54 Johnson	71 Caughell	51 McKee	55 Ware
63 Williams	54 Johnson	71 Caughell	51 McKee	55 Ware

### BACKFIELD

QB	RB
9 Ellis	—
9 Ellis	5 Tanner
9 Ellis	5 Tanner
9 Ellis	5 Tanner
9 Ellis	5 Tanner
9 Ellis	5 Tanner
6 Layman	5 Tanner

### RECEIVERS

WR	WR	WR	TE	SLT
10 McCray	2 Harley	13 Render	3 Minter	23 Evans
10 McCray	2 Harley	13 Render	83 Brown	—
10 McCray	2 Harley	13 Render	—	23 Evans
10 McCray	2 Harley	13 Render	44 Brown	—
10 McCray	18 DeCambre	13 Render	85 Lanier	—
10 McCray	2 Harley	13 Render	88 Wilkes	—
10 McCray	2 Harley	13 Render	88 Wilkes	—

### DEFENSIVE LINE

DE	NG	DE
UTC	9 Sutton	10 Merritt
OM	9 Sutton	90 Barber
MOR	9 Sutton	52 Bentley
EKU	3 Young	52 Bentley
TSU	52 Bentley	90 Barber
SEMO	3 Young	52 Bentley
MUR	3 Young	52 Bentley
UTM		
EIU		
TSU		
TTU		

### LINEBACKERS

LB	LB	BAN	NB
UTC	18 McDonald	0 Henderson	4 Perry
OM	18 McDonald	0 Henderson	4 Perry
MOR	18 McDonald	0 Henderson	4 Perry
EKU	18 McDonald	0 Henderson	4 Perry
TSU	18 McDonald	0 Henderson	4 Perry
SEMO	18 McDonald	0 Henderson	14 Rogan
MUR	18 McDonald	0 Henderson	14 Rogan
UTM			
EIU			
TSU			
TTU			

### SECONDARY

CB	FS	SS	CB
UTC	2 Edwards	6 Chapman	16 Simmons
OM	2 Edwards	6 Chapman	16 Simmons
MOR	2 Edwards	6 Chapman	16 Simmons
EKU	2 Edwards	6 Chapman	16 Simmons
TSU	2 Edwards	1 Ruffin	16 Simmons
SEMO	2 Edwards	4 Perry	16 Simmons
MUR	2 Edwards	4 Perry	16 Simmons
UTM			
EIU			
TSU			
TTU			

Season Long Captains: 2 Harley, 13 Jackson, 18 McDonald, and 63 Williams

In addition, the following individuals were captains off the bench: 41 Howard (Ole Miss), 13 Jackson (Morehead St., Eastern Ky., Tenn. St.); 1 Goodman (Tenn. St.); 2 Harley (Tenn. St.); 11 Jau'von Young (Tenn. St.); 21 Devin Smith (SEMO)

## STARTING EXPERIENCE

Offense	17	18	19	20	21	TOT	STR
Garrett Bell, OL	.	.	.	3	4	7	.
Elijah Brown, TE	2	9	8	2	2	23	.
Jacob Caughell, OL	.	.	.	6	7	13	13
Josh DeCambre, WR	.	.	.	.	1	1	.
Draylen Ellis, QB	.	.	.	6	6	12	.
CJ Evans, RB	.	.	.	8	2	10	.
Baniko Harley, WR	.	1	15	6	6	27	2
Seth Johnson, OL	.	7	12	6	3	28	3
Drae McCray, WR	.	.	.	.	7	7	7
Colby McKee, OL	.	.	1	6	7	14	13
Brandon Lanier, TE	.	.	.	5	1	6	.
Sheldon Layman, QB	.	.	.	.	1	1	1
Eugene Minter, TE/WR	.	.	.	7	1	8	.
Geordon Pollard, WR	.	.	.	1	.	1	.
DJ Render, WR	.	.	.	.	7	7	7
Brian Snead, RB	.	.	.	2	.	2	.
Ahmaad Tanner, RB	2	6	.	3	7	18	7
Joe Ware, OL	.	.	.	.	7	7	7
William Wilcox, TE	.	.	.	1	.	1	.
Bucky Williams, OL	.	.	14	9	7	30	30
Harrison Wilkes, OL	.	.	.	.	2	2	2

Defense	17	18	19	20	21	TOT	STR
Terrell Allen, DT	.	.	.	4	7	11	10
Damion Barber, DL	.	.	.	.	2	2	.
Eric Bentley, DL	.	.	.	.	5	5	3
Kory Chapman, DB	.	.	.	.	2	2	.
Johnathan Edwards, DB	.	.	4	6	7	17	12
Demetries Ford, DB	.	.	.	.	2	2	2
Troy Henderson Jr., LB	.	.	.	9	7	16	16
Kordell Jackson, NB	6	8	15	7	4	40	2
Brandon Lopes, LB	.	.	.	1	.	1	.
Kenneth Martin, DL	.	.	.	2	.	2	.
Jack McDonald, LB	.	.	13	9	7	29	29
Brian Merritt, DL	.	.	.	.	1	1	.
KJ Murden, DB	.	.	.	1	.	1	.
Isaiah Norman, DB	1	2	14	6	5	27	.
Koby Perry, DB	.	.	.	4	7	11	10
Hunter Scholoto, NB	.	.	.	.	3	3	.
Shamari Simmons, SS	.	.	.	.	7	7	7
Darryl Rogan, LB	.	.	.	.	2	2	2
Kam White Ruffin, SS	.	.	.	4	1	5	.
Kwame Sutton, DL	.	.	12	3	3	18	.
Jau'von Young, DL	.	.	.	2	3	5	2

### THE NEW QB THEORY

Junior Sheldon Layman made his first career start at quarterback against Murray State and ran for 72 yards – the most rushing yards by a Govs QB since JaVaughn Craig gashed Sacramento State for 164 yards in the second round of the 2019 FCS Playoffs. Layman also completed 15-of-24 passes, adding 134 yards and two TDs through the air.

### THE TWO-HEADED MONSTER

Ahmaad Tanner and Brian Snead ran for 134 and 133 yards, respectively, against Murray State. Tanner and Snead are the first Governors tandem to rush for 100-plus yards in the same game since Jeremiah Oatsvall and Kentel Williams both topped the 100-yard mark on the ground against Morehead State (9/15/18). The two-headed monster of Tanner and Snead are also the first Govs duo to rush for multiple touchdowns in the same game since JaVaughn Craig (3 TDs) and Kentel Williams (2 TDs) against Jacksonville State (11/28/19).

### HARLEY TOPS 2,000

In his fifth season at Austin Peay, Baniko Harley became the fifth Govs receiver to post 2,000 career yards and the third to catch 20 touchdowns when he hauled in a 35-yard touchdown against Murray State. With 2,030 career receiving yards, Harley is 197 yards from matching Lanis Frederick for the fourth-best mark in program history, he also is 5 touchdowns away from tying his former teammate DeAngelo Wilson for the second-most in Austin Peay history.

### TANNER TOUCHES...

Ahmaad Tanner opened the season with a 103-yard performance at Chattanooga and ran for a career-high 134 yards – the fifth 100-yard game of his APSU career – against Murray State. He enters this week ranked 10th among FCS running backs in rushing touchdowns (9), tied for 24th in carries (120), 27th in rushing yards (588), and 30th in rushing yards per game (84.0).

### TANNER FOR TWO BACK-TO-BACK TIMES TWO

Tanner posted two touchdowns in consecutive games against Morehead State and Eastern Kentucky, becoming the first Governors rusher with consecutive multi-rushing touchdown games since Terrence Holt strung together four consecutive multi-rushing TD games in 2009. After not finding the end zone against Tennessee State, Tanner has once again put together back-to-back multi-rushing touchdown games with two scores against Southeast Missouri and a career-high three rushing touchdowns at Murray State.

### ELEGANT ELLIS

Draylen Ellis made quite the splash in his rookie year, becoming the second Austin Peay player to earn the OVC's Freshman of the Year award. He's continued his solid start into his sophomore season, ranking among the FCS Top 50 in passing touchdowns (37th, 10), passing yards (21st, 1,709), and passing yards per game (20th, 244.1). He leads the OVC in yards and yards per game and is tied for second in passing touchdowns.

### HARLEY TIES CONSECUTIVE TD CATCH MARK

After enduring a stretch of 15 games without touchdowns in consecutive outings, Harley has opened 2021 with a touchdown reception in each of the Govs



### TANNER TOUCHDOWN TALLY

With two rushing touchdowns at Eastern Kentucky, **Ahmaad Tanner (#5)** became the sixth Governor to surpass the 20-TD mark on the ground. After racking up a career-best three rushing touchdowns at Murray State, Tanner has nine TDs this season and is tied with his former teammate Kentel Williams for fourth all-time with 26 touchdown runs. Next up is John Ogles at 28 TD runs (1963-66).

first five games. He joined DeAngelo Wilson (2019) and Michael Farrell (1999-00) as Govs with touchdown receptions in five-straight games since 1996.

### LEADING OUT FRONT

The Govs offensive line battled the entire spring with a lack of depth with only a group of six available for most of the six games. The entire starting five in the Govs final game against Murray State: Bucky Williams, Seth Johnson, Jacob Caughell, Colby McKee and Garrett Bell return for 2021. That quintet made 31 of the 45 available starts over the nine-game schedule last season, add graduate student Seth Johnson to that mix and the sextet has made every start on the offensive line for the Governors this season.

### THE NEW BIG SHOW

Freshman wideout Drae McCray had a flair for the big play in the Governors first three games. He caught a 57-yard pass from Ellis in the season opener at Chattanooga, ten days later he hauled in a 51-yard pass at Ole Miss, and then he made a 52-yard grab in the home opener against Morehead State. He's the only Govs receiver with a 50-plus yard reception this season.

### MCCRAY IN THE BOOKS

McCray also is making a splash nationally, ranking among the nation's top freshmen receivers. His 33 receptions are fifth most among FCS freshmen while his 405 receiving yards ranks sixth among freshmen.

### BUCKY, THE IRON MAN

Junior offensive lineman Bucky Williams is the Governors iron man with 30 consecutive starts. Graduate linebacker Jack McDonald leads the way on the other side of the ball with 29 consecutive starts to date.

## 2021 TOP OFFENSIVE PERFORMANCES

#### RUSHING (MIN. 30 YDS)

Player (Opponent)	Att	Yds	TD
Ahmaad Tanner (MUR)	20	134	3
Brian Snead (MUR)	14	133	2
Ahmaad Tanner (UTC)	19	104	0
Ahmaad Tanner (EKU)	20	99	2
Ahmaad Tanner (MOR)	17	84	2
CJ Evans (OM)	7	74	1
Brian Snead (TSU1)	7	73	1
Sheldon Layman (MUR)	12	72	0
Ahmaad Tanner (OM)	18	70	0
Ahmaad Tanner (SEMO)	12	63	2

#### PASSING (MIN. 100 YDS)

Player (Opponent)	Cmp-Att-Int	Yds	TD
Draylen Ellis (MOR)	21-36-0	350	3
Draylen Ellis (UTC)	24-34-2	326	4
Draylen Ellis (EKU)	27-55-3	298	1
Draylen Ellis (SEMO)	28-53-3	259	0
Draylen Ellis (TSU1)	25-54-0	254	1
Draylen Ellis (OM)	22-40-0	226	1
Sheldon Layman (MUR)	16-25-0	134	2

#### RECEIVING (MIN. 30 YDS)

Player (Opponent)	Rec	Yds	TD
Baniko Harley (EKU)	9	136	1
Baniko Harley (UTC)	6	132	1
D.J. Render (SEMO)	11	89	0
Drae McCray (UTC)	5	87	1
Drae McCray (OM)	6	87	0
Baniko Harley (SEMO)	8	86	0
Drae McCray (MOR)	5	86	0
Baniko Harley (TSU1)	5	85	1
Baniko Harley (MOR)	4	83	1
DJ Render (MOR)	2	61	0

## DEFENSIVE STANDS

## STONE-COLD TAKEAWAYS

Austin Peay leads the Ohio Valley Conference and ranks seventh among FCS defenses with eight fumbles recovered this season. After recovering two fumbles and intercepting two passes against Murray State, the Governors lead the conference and rank 13th nationally with 15 turnovers gained.

## EDWARDS PICKS YOU

Jonathan Edwards grabbed an interception against Southeast Missouri, his fourth this season and sixth career pick. He is tied for 7th in the FCS with 0.60 interceptions per game and is one of ten FCS defenders with four or more interceptions this season. He needs two more interceptions to break into APSU's single-season Top 10.

## KJ13 GRABBING ATTENTION

Kordell Jackson, the Gobs first two-time Consensus FCS All-American, saw both Stats Perform and HERO Sports name him to their respective Preseason All-American Lists with the former also naming him to the Buck Buchanan Award Watch List. He also was tabbed as the Player to Watch in the Ohio Valley Conference by Craig Haley on TheAnalyst.com in July AND was the OVC Preseason Defensive Player of the Year again. Jackson has 11 interceptions (tied for the 3rd-best mark among active FCS defenders), 33 passes defended, 33 tackles for loss, and 10.5 sacks during his career.

## THE UNDERRATED JACK MAC

It's hard to believe that linebacker Jack McDonald has not received any other recognition nationally than his Sophomore All-America honor in 2019. Since the start of the 2019 season, the two-time All-OVC honoree has merely recorded 236 tackles at linebacker. Since 2019, McDonald is third among FCS tacklers with that total, trailing only North Dakota State's Jackson Hankey (243) and Western Carolina's Ty Harris (239).

## SHUTDOWN CENTRAL

In 12 FCS games under the Walden-Kappas regime, Austin Peay has not allowed an FCS team to gather more than 200 rushing yards. The Gobs have held an opponent to fewer than 100 yards four times, including a 98-yard rushing day by Chattanooga in the 2021 season opener. Against FCS foes, APSU has not allowed more than the 197 yards it surrendered to Southeast Missouri in Week 6 of the 2021 season.

## THIRD-AND-GONE

The Governors defense opened with a statement on third downs this season, limiting Chattanooga to 2-of-12 on third down, Ole Miss to 5-of-14, and Morehead State to 8-of-20. After holding Murray State to 3-of-12 on third down, Austin Peay ranks 33rd among FCS teams in third-down defense (33.3). Last season, opponents were 51-of-133 on third down (38.3 percent).



## ONE LAP FOR RACER 1

Kordell Jackson (#13) and the Governors defense held Murray State to just a single touchdown in week eight. In the Governors last three trips to Roy Stewart Stadium in Calloway County, Kentucky, the Racers have been held to just 7, 7, and 6 points in three-straight blowout losses to Austin Peay.

## A TASTE FOR THE LIMELIGHT

Johnathon Edwards certainly enjoys playing against FCS Top 25 foes. With his two interceptions against then No. 18 Chattanooga, his first four career picks were recorded against ranked FCS opponents before notching his fifth career pick against Morehead State in Week 3.

## DEFENSIVE NEXT GEN

Opponent	3rd	3rd&Long	4th	Stuff
Chattanooga	2/13	1/11	0/0	9/30
Ole Miss	5/14	0/6	4/6	1/41
Morehead State	8/20	4/13	3/3	6/32
Eastern Kentucky	3/12	2/7	0/0	9/33
Tennessee State	7/17	2/5	0/0	6/42
Southeast Missouri	8/20	3/11	1/1	10/56
Murray State	3/12	1/5	0/3	5/37
<b>2021 Percentage</b>	<b>33.3</b>	<b>22.4</b>	<b>61.5</b>	<b>17.0</b>
<i>NCAA Rank</i>	33rd	—	94th	
<i>Stuff - Percentage of runs stopped at or before the line of scrimmage</i>				

## AGENT ZERO

With the addition of 0 to the list of available numbers in NCAA football, the Gobs Troy Henderson Jr. became the first player in NCAA history to wear the number and record a tackle when he started against Central Arkansas, August 29.

## I'M IN A HURRY (AND I DON'T KNOW WHY)

At least that's what Morehead State quarterback Mark Pappas might have been thinking during Week 3 in Clarksville. While the Gobs were unable to sack the Eagles' signal caller, they did score an impressive 15 quarterback hurries, including three each by defensive linemen Demetri Scott and Terrell Allen.

## 2021 TOP DEFENSIVE PERFORMANCES

## TACKLE LEADERS

Player (Opponent)	UT	Ast	Tot
Kordell Jackson (SEMO)	8	4	12
Koby Perry (OM)	8	3	11
Shamari Simmons (OM)	7	4	11
Jack McDonald (EKU)	3	7	10
Jack McDonald (SEMO)	2	8	10
Koby Perry (SEMO)	6	3	9
Johnathon Edwards (SEMO)	5	4	9
Kory Chapman (OM)	4	5	9
Troy Henderson (MOR)	4	5	9
Darryl Rogan (SEMO)	3	6	9

## TACKLES FOR LOSS/SACKS

Player (Opponent)	TFL	Sacks
Kordell Jackson (UTC)	2.5	1.0
Terrell Allen (MOR)	2.5	0.0
Kordell Jackson (OM)	2.0	2.0
Jack McDonald (EKU)	2.0	0.0
Koby Perry (UTC)	1.5	1.0
Terrell Allen (EKU)	1.5	1.0
Koby Perry (MOR)	1.5	0.0
Terrell Allen (SEMO)	1.5	0.0

## INTERCEPTIONS/PASS BREAKUPS

Player (Opponent)	INT	PBU
Johnathon Edwards (UTC)	2	1
Jack McDonald (MOR)	1	0
Johnathon Edwards (MOR)	1	1
Johnathon Edwards (SEMO)	1	0
Isaiah Norman (MUR)	1	0
Kory Chapman (MUR)	1	0
Shamari Simmons (UTC)	0	2
Kory Chapman (MOR)	0	2



## SPECIAL TEAMS HIGHLIGHTS

## TRUE-JILLO

A true freshman with an impact an impact for the Govs this season has been kicker Maddux Trujillo. The rookie is 8-for-10 on field goals and 20-for-21 on PATs this season. His 44 points this season ranks fifth among FCS freshman kickers and is the second-best mark among kickers in the OVC.

## STREAKING KICKER

Trujillo also has opened his career with a field goal made in each of the Govs first five games, the first to accomplish that since Stephen Stansell in 2009-10 – high-water mark since 1996. Trujillo's streak of five-straight games with a field goal is still intact, because he has not attempted a field goal against Southeast Missouri or Murray State.

## BLOCK BY BARBER

Damion Barber has twice blocked a PAT this season, stopping one against Tennessee State and another against Southeast Missouri. He is one of only ten players with two or more blocked kicks this season in the FCS.

## BREAKING OFF A RETURN

True freshman Kam Thomas got his breakthrough moment on special teams with a 41-yard punt return against Morehead State that fell just one-yard shy of finding the end zone. His 63 punt return yards against the Eagles were the most since DeAngelo Wilson amassed 74 yards against the Eagles in 2018.

## YOUTH MOVEMENT AFOOT

A glance at the projected two deep shows a definite youth movement among the Governors special teams unit with nine freshmen listed among the 16 listed special team positions. A freshman (or red-shirt freshman) is listed as the "1" option at all but two of the seven spots.

## NOT LONG AT SNAPPER

After a well-documented up-and-down season at the long snapper position in 2020-21, the Govs will have a new look with two true freshmen: Will Spain and Mylin Brown, handling the bulk of the long snapping duties this season.

## RIGNEY, THE WISE OLD KICKER

Given all the youth on special teams, redshirt sophomore Matt Rigney is the default "old guy" as the returning No. 1 option at punter to begin 2021. Last season, Rigney averaged 36.3 yards on his 35 punts with nine downed inside the 20-yard line in the six OVC games. He's opened this season averaging 41.4 yards (24th in FCS), including a 46.6 punting average against Tennessee State, Oct. 2.

## 2021 KICKING PERFORMANCES

## KICK-BY-KICK: KICKOFFS

WK	KICKER	K	AVG	TB	OB	I25	Kick-by-Kick									
1	Stephens	6	62.5	3	1	1	52	64	64	65	65	65				
							OB	R24	R15	T	T	T				
2	Stephens	4	64.0	1	0	0	63	63	65	11	65					
							R26	R23	T	ON-	FC					
3	Stephens	10	62.3	5	1	1	60	65	65	65	65	61	61	52	64	65
							R22	T	T	T	T	R17	FC	R12	OB	T
4	Stephens	6	60.8	4	0	1	65	65	65	49	65	65				
							T	T	T	F	T	R20				
5	Stephens	5	65.0	5	0	0	65	65	65	65	65					
							T	T	T	T	T					
6	Stephens	3	62.7	1	0	1	65	58	65							
							R22	R18	T							
8	Stephens	8	57.2	3	1		63	55	25	65	65	65	60	60		
							R18	R13	OB	T	T	T	R18	R19		

T-Touchback; F-Fair Catch; Shading-Kick return stopped inside the 25  
ON-Onside kick (does not count in AVG, + recovered by APSU; - recovered by opponent)

## KICK-BY-KICK: PUNTING

WK	PUNTER	P	AVG	L	TB	F	50+	I20	Kick-by-Kick									
1	Rigney	7	39.4	48	0	3	0	3	40	34	39	37	48	34	44			
									D	D	RO	F	D	F	F			
2	Rigney	4	41.8	55	1	1	1	0	36	36	40	55						
									R1	FC	OB	TB						
3	Rigney	5	40.2	56	0	3	1	3	56	42	36	35	32					
									D	OB	F	F	F					
4	Rigney	6	34.0	50	0	1	1	0	30	34	50	35	10	45				
									M	F	F	OB	OB	RO				
5	Rigney	8	46.6	60	1	1	2	1	60	31	49	52	41	51	45	44		
									D	F	R18	F	R8	T	OB	F		
6	Rigney	3	49.0	55	1	0	1	0	55	48	44							
									T	R-1	R16							
8	Rigney	3	42.0	48	0			2	48	38	40							
									F	RO	D							

D-Downed; F-Fair Catch; OB-Out of Bounds; TB-Touchback; M-Muffed Catch; R##-Return of ## yards;  
Shading-Punt downed or return stopped inside the 20.

## GOVERNORS: THE DEEP CUTS

## COIN TOSS = 50/50?

Coin tosses are supposed to be a 50/50 chance, but Austin Peay's football team lost its first five coin tosses this season. But that's probably fair since the Gobs won the final five coin tosses of the spring season, including an overtime coin flip at Southeast Missouri. After winning the toss against SEMO, the Gobs lost the toss at Murray State and are 1-6 this season and 6-8 at the coin toss during Walden's career.

## THEY'RE THE CAPTAIN(S) NOW

Prior to the season opener, head coach Scotty Walden named four season-long captains: graduate linebacker Jack McDonald, graduate wide receiver Baniko Harley, graduate nickel back Kordell Jackson, and redshirt junior offensive lineman Bucky Williams. Austin Peay will supplement its season-long captains with weekly game captains.

## UNITY IS KEY

The Governors also selected the members to its unity council prior to the season start, eight individuals representing each of the position groups as well as the four season-long captains. They are senior defensive lineman Kwame Sutton, freshman wide receiver Trey Goodman, redshirt junior offensive lineman Bucky Williams, redshirt sophomore quarterback Bryce Robinson, sophomore tight end Brandon Lanier, graduate nickel back Kordell Jackson, redshirt junior kicker Cole Deeds, graduate linebacker Jack McDonald, graduate defensive back Isaiah Norman, graduate wide receiver Baniko Harley, graduate defensive back Johnathon Edwards, graduate running back Ahmaad Tanner.

## JACK McDONALD... A SCHOLAR AND A GENTLEMAN

Besides being the Gobs leading tackler the past two seasons, linebacker Jack McDonald also is well-accomplished off the field. In June, he was named to the College Sports Information Directors of America Academic All-District Teams. In July, the American Football Coaches Association listed him as a nominee for its 2021 AFCA Allstate Good Works Team. He wrapped up the preseason with a nomination for the National Football Foundation's Campbell Trophy in August.

## DIPLOMA IN ONE HAND

There's a lot of experience on Austin Peay's 2021 football roster... and not just on the field. Twenty-three Governors have a bachelor's degree in hand and are pursuing post-graduate degrees. That total is tied for third-most among FCS programs behind Northern Colorado and Towson with 24 each and tied with Chattanooga. They are denoted with a (🎓) in the roster.

## DEPTH PIECES

The keyword in the Governors preseason preview was the arrival of much needed depth throughout the roster. The Gobs added 65 newcomers to the roster.

## EXUDING EXPERIENCE

Added depth doesn't mean there isn't experience returning to the Gobs roster. Austin Peay has 49 returnees, including 15 returning starters. Nine of those returning starters reside on offense, but the defense returns six starters and four special teams regulars also return.

## CLASS IN THE CLASSROOM

Austin Peay's football team posted a program record 3.140 grade-point average during the 2020-21 academic year.

## OVC ACADEMIC AWARD WINNER

The Governors claimed their second-straight OVC Team Academic Achievement Award in August, which is presented annually in each of the 17 Conference-sponsored sports to the member institution's team with the greatest percentage of its eligible student-athletes who achieved a 3.25 grade point average or higher. Earlier in August, 26 Governors were recognized on the OVC's Commissioner's Honor Roll, posting at least a 3.25 GPA for the academic year.



## NEW MEMBERS ON THE RING OF HONOR

On October 2, Austin Peay added two more names to its Ring of Honor at Fortera Stadium when it retires the jerseys of **Bob Bible** and **Jay Bailey**. Bible, who wore #46, was a 1977 consensus football All-American at linebacker, the Gobs first OVC Defensive Player of the Year and a two-time First Team All-OVC selection. Bailey, who wore #44, was a 2002 consensus football All-American at running back, the Pioneer Football League South Division Offensive Player of the Year, and a two-time South Division All-PFL pick. They joined Harold "Red" Roberts and John Ogles, whose #84 and #30, respectively, were the first, and until October, only, football numbers retired by the athletics department in 1992.

## NFL CONNECTION

Five members of the Governors have ties to the NFL

- Freshman Aaren Alexander: Uncle Kendall Simmons played eight seasons in the NFL winning two Super Bowls (XL, XLIII) with Pittsburgh.
- Sophomore safety Kory Chapman: Father Kory (Indianapolis, 2005)
- Freshman DeTearias Glover: Uncle Lary Smith played six NFL seasons with Jacksonville and Green Bay.
- Sophomore wide receiver Manny Scott: Father Freddie (Atlanta and Indianapolis, 1996-98) and grandfather Freddie Sr. (Baltimore and Detroit, 1974-83)
- Assistant Akeem Davis played for five teams in the NFL finishing his career with 21 games played.

## CFL CONNECTION

Kyran Moore is in his third season with the Saskatchewan Roughriders of the Canadian Football League, which is in Week 8 of its 2021 schedule. Through six weeks, he has 63 receptions for 571 yards and 3 touchdowns along with three punt returns (28 yards) and a missed field goal return (40 yards). In 2019, Moore and the Roughriders reached the Division Finals of the CFL playoffs and he had 996 receiving yards as part of 1,291 all-purpose yards.

## RAIN ON YOUR PARADE

The Gobs are big fans of wet weather, winning their last six games when rain – or thunderstorms – intervene. Since 2018, Austin Peay is 7-1 in games involving rain at kickoff.

## RAINY DAY PLAYLIST

## 2018

S08 Presbyterian      Clarksville      Rain/Thunder      W      24-0

## 2019

O19 Tennessee State      Nashville      Light Rain      L      24-26

O26 Tennessee Tech      Cookeville      Rain/Wind      W      58-21

N23 Eastern Illinois      Clarksville      Rain      W      35-7

N30 Furman      Clarksville      Rain/Thunder      W      42-6

D07 Sacramento State      Sacramento      Heavy Rain      W      42-28

## 2020

F28 Tennessee State      Clarksville      Heavy Rain      W      27-20

M14 Southeast Missouri      Cape Girardeau      Showers      W      49-42 OT2



# SCOTTY WALDEN

**Head Coach • Second Season at Austin Peay**

**Career Record: 15-12 (3 seasons)**

**Alma Mater: Sul Ross State, 2012**

Innovative and energetic are two words Austin Peay State University Director of Athletics Gerald Harrison used to describe his hiring of Scotty Walden as the university's 21st head football coach in November 2020.

Walden, who at age 31 is the youngest head coach at the Division I level, led the Governors to a 4-2 record in an Ohio Valley Conference schedule that was delayed until Spring 2021 due to the COVID-19 pandemic.

Prior to joining Austin Peay, Walden served as head coach at Southern Miss to start the 2020 season. He was named the Golden Eagles' head coach after the opening game of the 2020 campaign after three seasons on the USM staff, including one season as co-offensive coordinator.

Considered one of the youngest and brightest offensive minds in collegiate football, the American Football Coaches Association tabbed Walden as a Top 35 coach under 35 years of age in 2019.

Prior to his move to Southern Miss, Walden was the head coach at East Texas Baptist during the 2016 season. Promoted following Joshua Eargle's departure to join Austin Peay's coaching staff as offensive line coach and run game coordinator, he was the youngest head coach (26 years old) at any NCAA school that season. He led the Tigers to a 7-3 mark in his lone season at the ETBU helm, and they led all Division III teams in scoring offense (49.9 points per game) while finishing second in total offense (564.3 yards per game) and sixth in passing offense (365.3 yards per game).

In his three years as offensive coordinator at ETBU, Walden's offense re-wrote the program's record book for individual, single game, and season records while being nationally known for passing and scoring. In his time as an assistant, ETBU football student-athletes broke a combined 26 individual and team records.

A highly regarded offensive innovator, Walden has shared his philosophies on the national level with his peers. In summer 2015, he was a special speaker at the Spread Offense Football Clinic in Chicago. His first national speaking engagement came when he was a special speaker at the 2012 Nike Coach of the Year Clinic in Dallas.



## COACHING EXPERIENCE

2020-21: Austin Peay (Head Coach)  
 2020: Southern Miss (Interim Head Coach)  
 2019-20: Southern Miss (co-Offensive Coordinator/Wide Receivers)  
 2018: Southern Miss (Wide Receivers)  
 2017: Southern Miss (Wide Receivers/Tight Ends)  
 2016: East Texas Baptist (Head Coach)  
 2013-15: East Texas Baptist (Offensive Coordinator)  
 2012: Sul Ross State (Offensive Coordinator)

## PLAYING EXPERIENCE

2011: Sul Ross State (Quarterback)  
 2009-10: Hardin-Simmons (Quarterback/Defensive Back)  
 2008: Dordt College (Quarterback)

## FAMILY

Spouse: Callie  
 Son: Luca





# AUSTIN PEAY FOOTBALL

## COACHING & SUPPORT STAFF

Name   Twitter	Position   Responsibilities	at Austin Peay	Alma Mater, Year
Scotty Walden   @APSUCoachSW	Head Coach	2nd season	Sul Ross State, 2012
Chris Kappas   @CKappas	Assistant Head Coach   Defensive Coordinator	2nd season	Mount Union, 2008
Akeem Davis   @Da_DREAM47	co-Defensive Coordinator   Defensive Backs	2nd season	Memphis, 2013
Chris Jones   @APSUCoachJones	Defensive Run-Game Coordinator   Defensive Line	1st season	Hardin-Simmons, 2007
Josh Cochran   @APSU_CoachC	co-Offensive Coordinator   Offensive Line	2nd season	Texas, 2014
Austin Silvoy   @CoachSilvoy	co-Offensive Coordinator   Wide Receivers	2nd season	Troy, 2010
Mark Powell   @coach_pow	Special Teams Coordinator   Linebackers	3rd season	Lafayette, 2014
Brian Baca   @Brian_2Back	Assistant Coach   Tight Ends	2nd season	East Texas Baptist, 2020
Kirk Bryant   @APSUCoachKB	Recruiting Coordinator   Gov Backs	2nd season	Mississippi College, 2015
Jourdan McNeill   @CoachMC_APSU	Assistant Coach   Running Backs	2nd season	East Texas Baptist, 2017
Chris Campbell   @creidcampbell	Assistant Director of Athletics   Sports Performance	3rd season	Iowa State, 2013
Wes Turner   @CoachTurner_	Director of Football Operations   NFL Liasion	2nd season	Georgia Southern, 2006
Jule Pace   @JulePace_	Coord. of Player Personnel   Executive to the Head Coach	3rd season	Austin Peay, 2018
Senior Offensive Assistant: Antonio Bradford		Quality Control Coach: Joe Pappalardo (Special Teams)	
Graduate Assistants: Dru Smith (Quarterbacks), Nick Hunter (Defense), Bryan McCann (Offense), Kollyn Crenshaw (defensive backs), John Gardner (Scouting)			
Student Assistants: Kris Hunt (Offense)		On-Campus Recruiting Coordinator: Emily Cotten	
Head Equipment Manager: Lawson Hamman		Video Coordinator: Adam Ricketts	

## WALDEN YEAR-BY-YEAR

**CAREER RECORD (2 seasons)**      **15-12**      **.556**      **AT AUSTIN PEAY (Second Season)**      **7-6**      **.539**

Year	School	Overall		Conference			Notes/Postseason/Awards
		Record	Pct.	Record	Pct.	Finish	
2012	<i>Sul Ross State (OC)</i>	5-5	.500	4-3	.571	4th	
2013	<i>East Texas Baptist (OC)</i>	3-7	.300	1-5	.167	t-6th	
2014	<i>East Texas Baptist (OC)</i>	4-6	.400	1-4	.200	t-4th	
2015	<i>East Texas Baptist (OC)</i>	7-3	.700	4-1	.800	t-1st	American Southwest Conference Champions
2016	<b>East Texas Baptist</b>	<b>7-3</b>	<b>.700</b>	<b>3-3</b>	<b>.500</b>	<b>4th</b>	
2017	<i>Southern Miss (WR/TE)</i>	8-5	.615	6-2	.750	2nd-W	Independence Bowl participant
2018	<i>Southern Miss (WR)</i>	6-5	.545	5-3	.625	2nd-W	
2019	<i>Southern Miss (OC/WR)</i>	7-6	.538	5-3	.625	3rd-W	Armed Forces Bowl participant
2020	<i>Southern Miss (OC/WR)</i>	0-1	.000	0-0	—	—	
	<b>Southern Miss</b>	<b>1-3</b>	<b>.250</b>	<b>1-1</b>	<b>.500</b>	—	Assumed USM head coaching duties prior to Sept. 19 game
	<b>Austin Peay</b>	<b>4-2</b>	<b>.667</b>	<b>4-2</b>	<b>.667</b>	<b>3rd</b>	Named APSU head coach Nov. 2, 2020/APSU played spring OVC slate
2021	<b>Austin Peay</b>	<b>3-4</b>	<b>.429</b>	<b>1-1</b>	<b>.500</b>	—	

**NOTE: Years and W-L Records as Head Coach in bold; Years as Assistant Coach in italics, assistant coach position in parentheses**

## GOVS RECORD WITH WALDEN

The Basics	2021	ALL	Offensive Performance	2021	ALL	Defensive Performance	2021	ALL
Overall	3-4	7-6	Scoring 14 or fewer points	0-1	1-1	Allowing 14 or fewer points	1-0	2-0
Home	1-2	3-3	Scoring 15-21 points	0-1	0-2	Allowing 15-21 points	1-0	2-0
Road	2-2	4-3	Scoring 22-28 points	0-2	1-2	Allowing 22-28 points	0-1	0-2
OVC	1-1	5-3	Scoring 29-35 points	1-0	2-1	Allowing 29-35 points	1-2	2-2
September	2-2	2-2	Scoring 36 or more points	2-0	3-0	Allowing 36 or more points	0-1	1-2
October	1-2	1-2	Less than 300 offensive yards	0-1	1-1	Less than 300 offensive yards	2-1	3-2
November	0-0	0-0	300-399 offensive yards	0-2	1-3	300-399 offensive yards	0-1	3-2
December	0-0	0-0	400-499 offensive yards	2-1	4-2	400-499 offensive yards	1-1	1-1
vs. FCS Top 25	1-0	3-0	500 or more offensive yards	1-0	1-0	500 or more offensive yards	0-1	0-1
FCS Playoffs	0-0	0-0	Less than 100 rushing yards	0-0	1-0	Less than 100 rushing yards	1-0	2-2
vs. FBS	0-1	0-1	100-199 rushing yards	2-4	3-6	100-199 rushing yards	2-3	5-3
			200 or more rushing yards	1-0	3-0	200 or more rushing yards	0-1	0-1
			Less than 200 passing yards	1-0	2-0	Less than 200 passing yards	2-2	5-3
			200-299 passing yards	0-4	3-5	200-299 passing yards	0-1	1-2
			300 or more passing yards	2-0	2-1	300 or more passing yards	1-1	1-1
			Allow Defensive TD	0-2	0-2	Score Defensive TD	1-0	1-0
			Allow Special Teams TD	0-0	0-0	Score Special Teams TD	0-0	0-0
<b>Time of Game</b>	<b>2021</b>	<b>ALL</b>	<b>Random Chance</b>	<b>2021</b>	<b>ALL</b>	<b>Turnover Count</b>	<b>2021</b>	<b>ALL</b>
Leading at Halftime	3-1	5-2	All Coin Tosses	1-6	6-8	Positive Turnover Margin	2-1	3-1
Tied at Halftime	0-0	1-1	Winning the opening coin toss	0-1	3-2	Equal Turnover Margin	1-0	4-1
Trailing at Halftime	0-3	1-3	Losing the opening coin toss	3-3	5-3	Negative Turnover Margin	0-3	0-4
Leading after 3rd quarter	3-0	5-2				Record an interception	3-1	6-1
Tied after the 3rd quarter	0-0	1-0				Recover a fumble	1-2	2-4
Trailing after the 3rd quarter	0-4	1-4						
Overtime games	0-0	1-0						
Wire-to-Wire wins (never trailed)	2	3						
Wins in final minute of regulation	0	1						
Losses in final minute of regulation	0	1						

# AUSTIN PEAY FOOTBALL

## THE SCHEDULE & BROADCAST INFORMATION

DATE	OPPONENT	LOCATION	TIME/TV	SERIES	RESULT	NOTABLY
9/2	at #18 CHATTANOOGA	Chattanooga, Tenn. Finley Stadium	6:30 PM ESPN+	UTC 6-1	APSU 30-20	QB Ellis passes 4 TDs & 320 yds DB Edwards intercepts 2 passes
9/11	at #20 OLE MISS	Oxford, Miss. Vaught-Hemingway Stad.	6:30 PM ESPN+	OM 1-0	OM 17-54	Govs 376 offensive yards Shamari Simmons w/ 11 tackles, FF, FR, & PBU
9/18	MOREHEAD STATE	Clarksville, Tenn. Fortera Stadium	2:00 PM ESPN+	MOR 27-20	APSU 59-35	QB Ellis passes for 350 yds (t-7th all-time) DL Allen 2.5 sacks, 3 QBH & Govs 6 sacks & 15 QBH
9/25	at EASTERN KENTUCKY	Richmond, Ky. Roy Kidd Stadium	2:00 PM ESPN+	EKU 47-6	EKU 27-35	RB Tanner records 2,000th yard w/ 99 yds, 2 TDs LB Jack McDonald w/ 10 tackles, 2 TFL, 2 QBH
10/2	TENNESSEE STATE	Clarksville, Tenn. Fortera Stadium	7:00 PM ESPN+	TSU 15-9	TSU 22-24	RB Snead 4th career TD vs. TSU (66 yards) Defense forced 7 3-and-outs on 15 TSU drives
10/9	SOUTHEAST MISSOURI HOMECOMING	Clarksville, Tenn. Fortera Stadium	3:00 PM ESPN3	SEMO 16-10	SEMO 20-30	Govs committed six turnovers (3 INT, 3 fumbles) RB Tanner 63 rush yards, 2 TDs
10/23	at MURRAY STATE	Murray, Ky. Roy Stewart Stadium	2:00 PM ESPN3	MUR 36-18	APSU 47-6	RBs Tanner, Snead lead Govs to 363 rushing yards Held Racers to single TD in 3rd-straight game at MUR
10/30	at UT MARTIN	Martin, Tenn. Graham Stadium	2:00 PM ESPN+	UTM 39-27-2		Govs seeking first win at Martin since 1985
11/6	EASTERN ILLINOIS	Clarksville, Tenn. Fortera Stadium	2:00 PM ESPN+	EIU 15-5		Govs clinched 2019 OVC title with season-ending win Beginning of Walden's 2nd calendar year with APSU
11/13	at TENNESSEE STATE	Nashville, Tenn. Nissan Stadium	2:00 PM ESPN+	TSU 15-9		Govs are 2-2 against the Tigers at Nissan Stadium
11/20	TENNESSEE TECH	Clarksville, Tenn. Fortera Stadium	2:00 PM ESPN3	TTU 32-21		APSU has won three of the last four meetings after dropping the 2021 spring opener at TTU
11/27	FCS PLAYOFFS FIRST ROUND	TBD	TBD	APSU 2-1		

### GOVERNORS ON RADIO

Austin Peay Athletics and the Five Star Radio Group again present the Governors Sports Network, now in its 13th season as the radio home of Governors athletics. All 11 games and all postseason contests during the 2021 Governors football campaign will be broadcast live on ESPN Clarksville (104.1 FM/540 AM) in the Clarksville area.

Brian Rives, now in his 16th season with the network, returns for his eighth season as the play-by-play voice of the Governors. He is joined on air by Van Stokes, who in his 22nd season as the analyst with the Govs Sports Network.

In addition to over-the-air radio coverage by the Governors Sports Network, Five Star Radio Group provides digital simulcasts of every game free through the TuneIn website and mobile application. The service may be accessed by visiting [www.TuneIn.com](http://www.TuneIn.com).

### AUSTIN PEAY COACHES SHOW

The Austin Peay athletics department, Five Star Radio Group, and the Hand Family Companies present the weekly Austin Peay Coaches Show featuring football head coach Scotty Walden, 6 p.m., Mondays at Buffalo Wild Wings on Wilma Rudolph Boulevard.

Presented weekly, the Austin Peay Coaches Show will feature head football coach Scotty Walden and various assistant coaches and players throughout the football season. Fans can join Walden and host Brian Rives each Monday at Buffalo Wild Wings, which returns for its fourth season as the host location for the Austin Peay Coaches Show.

The Austin Peay Coaches Show will be broadcast live from Buffalo Wild Wings and will air live on ESPN Clarksville (104.1 FM and 540 AM) and it is simulcast online.

### AUSTIN PEAY AND ESPN+

All 11 Austin Peay football games will be available on ESPN+ in 2021. ESPN+ is the multi-sport, direct-to-consumer subscription streaming service from The Walt Disney Company Direct-to-Consumer & International segment and ESPN.

Barry Gresham, who has been the play-by-play voice since 2017, returns for his fifth season. Austin Peay alumnus Patton Cook again joins him in the booth as his analyst for the second-straight season.

Fans may subscribe to ESPN+ by visiting [ESPN.com](http://ESPN.com) and clicking on the ESPN+ logo.

### GOVS ON YOUTUBE

Be sure to follow Austin Peay athletics on YouTube (@LetsGoPeay) for special video coverage all season long. This season, the Austin Peay video staff is presenting "Special Teams," a unique look inside the Governors coaches and players. Current episodes include "The Walden Wrestling Experience," "Jack Mac's Lucky Stick," and Seth Johnson's way of eating a Happy Meal.

### FCS ALL-IN SHOW

"FCS ALL IN" is a weekly news program dedicated to promoting all FCS 15 conferences. Content will be provided by each participating conference, and the program will be distributed via a YouTube channel (FCSALLIN) and launched each Saturday at 10 a.m. (ET). In addition to providing an overview of FCS games, each episode will include interviews with special guests and national media correspondents.

# AUSTIN PEAY FOOTBALL

## ALL-TIME AGAINST THE 2021 SCHEDULE

### CHATTANOOGA

Overall: 1-6		H: 0-2   A: 1-4		
1958	O10	Chattanooga	L	0-26
1966	N24	Chattanooga	L	17-27
1967	S16	Chattanooga	L	8-23
1968	S21	Clarksville	L	13-41
2013	S14	Chattanooga	L	10-42
2014	S13	Clarksville	L	6-42
2021	S02	Chattanooga	W	30-20

### MISSISSIPPI

Overall: 0-1		H: 0-0   A: 0-1		
2021	S11	Oxford	L	17-54

### MOREHEAD STATE

Overall: 20-27		H: 12-9   A: 8-18		
1962	O13	Morehead	L	7-36
1963 •	O19	Clarksville	L	0-7
1964 •	O17	Morehead	L	13-14
1965 •	O16	Clarksville	W	26-21
1966 •	O15	Morehead	L	10-21
1967 •	O07	Morehead	W	10-8
1968 •	O12	Clarksville	W	17-16
1969 •	O11	Morehead	L	18-29
1970 •	O10	Clarksville	L	6-24
1971 •	O09	Morehead	L	0-22
1972 •	O07	Clarksville	L	21-31
1973 •	O06	Morehead	L	22-23
1974 •	O12	Clarksville	W	17-15
1975 •	O11	Morehead	W	20-10
1976 •	O09	Clarksville	W	27-13
1977 •	O08	Morehead	W	21-7
1978 •	O07	Clarksville	W	19-16
1979 •	O06	Morehead	L	0-7
1980 •	O11	Clarksville	W	23-21
1981 •	O10	Morehead	W	42-28
1982 •	O09	Clarksville	W	17-16
1983 •	O08	Morehead	W	14-3
1984 •	O06	Clarksville	W	21-14
1985 •	O12	Morehead	W	14-10
1986 •	O11	Morehead	L	10-27
1987 •	O10	Clarksville	W OT	20-13
1988 •	O29	Morehead	L	6-43
1989 •	O28	Clarksville	* L	22-23
1990 •	O13	Morehead	L	7-34
1991 •	N02	Morehead	L	14-33
1992 •	O31	Clarksville	L	34-41
1993 •	O23	Morehead	L	10-23
1994 •	O22	Clarksville	W	73-6
1995 •	O28	Morehead	L	13-26
1997	S04	Morehead	L	43-55
1998	S03	Clarksville	L	21-44
1999	O31	Morehead	L	7-47
2000	O28	Clarksville	L	10-73
2001 ^	O27	Morehead	L	24-29
2002 ^	O26	Clarksville	L	25-45
2003 ^	O11	Morehead	L	0-49
2004 ^	O09	Clarksville	L	14-28
2005 ^	O15	Morehead	L	12-44
2006	N11	Morehead	W	23-21
2017	S16	Clarksville	W	69-13
2018	S15	Morehead	W	78-40
2021	S18	Clarksville	W	59-35

### EASTERN KENTUCKY

Overall: 6-47		H: 3-22		A: 3-25	
1959	023	Richmond		L	7-21
1960	022	Clarksville		L	13-27
1961	021	Richmond		L	7-21
1962	020	Clarksville		L	7-14

1963	• S21 Richmond	L	0-14
1964	• S19 Clarksville	W	26-0
1965	• S18 Richmond	* L	30-35
1966	• S17 Clarksville	L	15-33
1967	• S29 Richmond	L	0-37
1968	• O05 Clarksville	L	20-21
1969	• O04 Richmond	L	10-29
1970	• O03 Clarksville	L	7-38
1971	• O02 Richmond	L	9-14
1972	• S30 Clarksville	L	6-21
1973	• S29 Richmond	L	7-24
1974	• O05 Clarksville	L	9-22
1975	• O04 Richmond	L	0-49
1976	• O02 Clarksville	L	13-27
1977	• O01 Richmond	W	20-17
1978	• S30 Clarksville	L	0-14
1979	• S29 Richmond	L	10-35
1980	• O04 Clarksville	L	10-23
1981	• O03 Richmond	L	14-41
1982	• O02 Clarksville	L	18-27
1983	• O01 Richmond	L	14-31
1984	• S29 Clarksville	L	3-20
1985	• O05 Richmond	L	10-20
1986	• N01 Clarksville	L	17-27
1987	• O31 Richmond	L	7-50
1988	• O08 Clarksville	L	10-56
1989	• O07 Richmond	L	20-45
1990	• N03 Clarksville	L	14-38
1991	• N16 Richmond	L	0-21
1992	• N14 Clarksville	L	14-45
1993	• S25 Richmond	L	7-48
1994	• S24 Clarksville	L	14-27
1995	• N11 Richmond	L	0-28
1996	• N16 Clarksville	L	10-24
1997	S27 Richmond	L	3-56
2007	• N10 Clarksville	L	14-28
2008	• S27 Richmond	L	OT 10-13
2009	• O24 Clarksville	W	24-20
2010	• N20 Richmond	L	3-17
2011	• S24 Clarksville	W	23-17
2012	• O13 Richmond	L	14-45
2013	• O05 Richmond	L	3-38
2014	• O04 Clarksville	L	0-31
2015	• S26 Richmond	L	13-51
2016	• N12 Clarksville	L	30-67
2017	• N11 Richmond	W	31-24
2018	• N03 Clarksville	L	13-17
2019	• N02 Richmond	W	OT 28-21
2021	S25 Richmond	L	28-35

### TENNESSEE STATE

Overall: 9-15		H: 7-6   A: 2-9	
1988 • N05	Clarksville	W	16-12
1989 • N04	Nashville	L	10-38
1990 • O06	Clarksville	L	7-33
1991 • O26	Clarksville	W	31-17
1992 • O24	Nashville	L	14-35
1993 • O16	Clarksville	L	16-21
1994 • O15	Nashville	L	22-26
1995 • O21	Clarksville	W	28-6
1996 • O26	Nashville	L	14-38
2007 • S15	Clarksville	L OT	32-33
2008 • O18	Nashville ■	L	34-37
2009 • N14	Clarksville	W	24-21
2010 • S18	Nashville ■	W	26-23
2011 • O01	Clarksville	W	37-34
2012 • S15	Nashville	L	14-34
2013 • N09	Nashville	L	6-31
2014 • N08	Clarksville	L	27-31

2015	• O31 Nashville	L	6-20
2016	• N05 Clarksville	L	40-41
2017	• O14 Nashville	W	21-17
2018	• O06 Clarksville	W	49-34
2019	• O19 Nashville	L	24-26
2020	• F28 Clarksville	W	27-20
2021	O02 Clarksville	L	22-24

■ - Game played at LP Field (2006-15)/Nissan Stadium (2016-current)

### SOUTHEAST MISSOURI

Overall: 8-17		H: 4-10   A: 4-7		
1953	N06	Cape Girardeau	L	6-19
1965	O02	Clarksville	W	50-7
1966	O01	Cape Girardeau	W	28-27
1991 •	S28	Clarksville	W	24-21
1992 •	S26	Cape Girardeau	W	21-16
1993 •	O30	Clarksville	L	7-17
1994 •	O29	Cape Girardeau	L	10-31
1995 •	S23	Clarksville	L	23-38
1996 •	S28	Cape Girardeau	L	13-17
1997	N01	Clarksville	L	0-31
2006	S02	Clarksville	L	13-38
2007 •	N03	Cape Girardeau	W	OT2 34-31
2008 •	N22	Clarksville	L	30-33
2009 •	O10	Cape Girardeau	W	24-14
2010 •	O16	Clarksville	L	24-41
2011 •	O22	Cape Girardeau	L	13-17
2012 •	O27	Clarksville	L	27-48
2013 •	N16	Clarksville	L	34-36
2014 •	N15	Clarksville	L	7-42
2015 •	N07	Clarksville	L	15-44
2016 •	O29	Cape Girardeau	L	21-41
2017 •	O21	Clarksville	W	38-31
2018 •	O13	Cape Girardeau	L	27-31
2019 •	O12	Clarksville	W	28-24
2020 •	M14	Cape Girardeau	W	OT2 49-42
2021 •	O09	Clarksville	L	14-30

### MURRAY STATE

Overall: 19-36		H: 12-15   A: 6-21		
1953	N14	Clarksville	L	13-33
1954	N13	Murray	L	7-44
1955	N12	Clarksville	L	13-20
1956	N10	Murray	L	27-33
1963 •	S28	Murray	L	0-14
1964 •	S25	Clarksville	W	26-10
1965 •	S25	Murray	W	23-6
1966 •	S24	Clarksville	W	49-0
1967 •	N04	Murray	W	37-20
1968 •	N09	Clarksville	W	56-35
1969 •	N08	Murray	L	41-53
1970 •	N07	Clarksville	W	45-7
1971 •	N06	Murray	L	6-16
1972 •	N04	Clarksville	W	33-20
1973 •	N03	Murray	L	19-31
1974 •	N09	Clarksville	L	8-16
1975 •	N08	Murray	L	10-14
1976 •	N06	Clarksville	L	13-23
1977 •	N05	Murray	W	13-0
1978 •	N04	Clarksville	W	23-17
1979 •	N03	Murray	L	10-24
1980 •	N08	Clarksville	W	24-0
1981 •	N07	Murray	L	29-34
1982 •	N06	Clarksville	L	7-21
1983 •	N05	Clarksville	W	17-16
1984 •	N03	Murray	L OT2	13-20
1985 •	N09	Clarksville	L	6-14
1986 •	N22	Clarksville	L	14-24
1987 •	N21	Murray	L	0-40



# AUSTIN PEAY FOOTBALL

## ALL-TIME AGAINST THE 2021 SCHEDULE

1988 •	N19	Clarksville	L	3-19
1989 •	N18	Murray	L	43-49
1990 •	N17	Clarksville	L OT3	24-31
1991 •	N23	Clarksville	W	27-9
1992 •	O03	Murray	L	10-27
1993 •	O09	Murray	L	14-38
1994 •	O08	Clarksville	L	14-29
1995 •	S30	Clarksville	L	17-45
1996 •	O05	Murray	L	7-51
1997	O12	Murray	L	0-51
2005	N12	Murray	L	6-42
2007 •	N17	Murray	W	23-17
2008 •	O04	Clarksville	L	12-32
2009 •	N07	Murray	L	17-27
2010 •	N13	Clarksville	L	35-61
2011 •	N12	Murray	L	24-56
2012 •	O06	Clarksville	L	14-52
2013 •	O18	Murray	L	3-31
2014 •	O18	Clarksville	W	20-13
2015 •	O10	Murray	L	18-34
2016 •	O01	Clarksville	L	17-45
2017 •	S23	Murray	W	27-7
2018 •	N17	Clarksville	W	48-23
2019 •	N16	Murray	W	42-7
2020 •	Ap03	Clarksville	W	34-31
2021 •	O23	Murray	W	47-6

### UT MARTIN

Overall: 27-39-2 H: 16-21-1 | A: 11-18-1

As UT Junior College

1930	N14	Clarksville	L	0-30
1931	N26	Martin	T	0-0
1932	N05	Clarksville	T	6-6
1936	O16	Martin	L	0-18
1936	N13	Clarksville	L	0-32
1937	O22	Martin	L	14-20
1938	O20	Clarksville	W	14-13
1939	O20	Clarksville	W	7-0
1940	O18	Clarksville	W	20-0
1941	O17	Martin	W	13-0
1946	O12	Clarksville	W	33-0
1946	N08	Martin	W	14-0
1947	N15	Clarksville	W	20-7
1948	N12	Martin	W	39-0

As UT Martin

1959	N21	Clarksville	L	10-21
1960 #	O01	Martin	L	7-13
1961 #	S30	Clarksville	L	7-14
1962 #	S29	Martin	L	0-16
1963	N23	Clarksville	W	20-6
1964	N21	Martin	W	35-0
1965	N20	Clarksville	W	49-0
1966	N19	Martin	W	17-13
1967	N23	Clarksville	L	6-47
1968	N28	Martin	W	9-7
1969	S13	Clarksville	L	6-7
1970	O17	Martin	L	21-22
1971	O16	Clarksville	L	3-17
1972	O14	Martin	W	18-6
1973	O27	Clarksville	L	0-26
1974	N02	Martin	L	26-31
1975	N01	Clarksville	L	15-24
1976	S11	Martin	L	0-24
1977	S10	Clarksville	L	10-23
1978	S09	Martin	W	21-14
1979	S08	Clarksville	W	34-7
1980	S13	Martin	L	20-24
1981	N21	Clarksville	W	28-14
1982	S18	Clarksville	L	14-17

1983	S10	Martin	W	45-6
1984	S08	Clarksville	W	13-10
1985	S14	Martin	W	13-7
1986	S13	Clarksville	W	36-0
1987	S12	Martin	L	10-30
1989	S09	Martin	L	0-21
1990	S08	Clarksville	L	10-24
1991	N09	Martin	L	28-34
1992 •	N21	Clarksville	W	32-18
1993 •	N20	Clarksville	L OT2	33-39
1994 •	N19	Martin	W	27-21
1995 •	N18	Martin	L	28-31
1996 •	N23	Clarksville	W	55-24
1997	N15	Clarksville	L	26-36
2003	A28	Martin	L	20-21
2004	S18	Clarksville	L	14-31
2006	S30	Clarksville	L	10-20
2007 •	S22	Clarksville	W	17-14
2008 •	S20	Clarksville	L	17-31
2009 •	N21	Martin	L	38-48
2010 •	N06	Clarksville	L	12-28
2011 •	O08	Martin	L	23-61
2012 •	S22	Clarksville	L	6-31
2013 •	O26	Clarksville	L	14-38
2014 •	O25	Martin	L	7-37
2015 •	O17	Clarksville	L	14-44
2016 •	O08	Martin	L	31-45
2017 •	S30	Clarksville	W	7-0
2018 •	S22	Martin	L	7-37
2019 •	N09	Clarksville	W	38-24
2020 •	M21	Clarksville	L	34-37

### EASTERN ILLINOIS

Overall: 5-15 H: 3-8 | A: 2-7

1958	S27	Clarksville	W	21-6
1959	S26	Charleston	W	12-8
1988	S10	Charleston	L	0-44
1989	S02	Clarksville	L	0-36
1992	S05	Clarksville	L	9-14
1995	A31	Clarksville	L	13-31
1996 •	N02	Clarksville	L	7-42
1997	O25	Charleston	L	14-42
2008 •	N15	Charleston	W	15-13
2009 •	S26	Clarksville	L	20-30
2010 •	O30	Charleston	L	10-28
2011 •	O29	Clarksville	L	10-19
2012 •	S29	Charleston	L	15-65
2013 •	O10	Clarksville	L	7-63
2014 •	S20	Charleston	L	7-63
2015 •	O03	Clarksville	L	16-40
2016 •	S24	Charleston	L	35-56
2017 •	N18	Clarksville	W	28-13
2018 •	N10	Charleston	L	21-52
2019 •	N23	Clarksville	W	35-7

### TENNESSEE TECH

Overall: 21-32 H: 9-16 | A: 12-16

1939	N03	Cookeville	L	0-25
1954	N06	Clarksville	L	13-27
1955	N05	Cookeville	L	6-37
1956	O06	Clarksville	L	7-17
1963 •	N16	Cookeville	L	13-28
1964 •	N14	Clarksville	W	29-0
1965 •	N13	Cookeville	W	23-12
1966 •	N12	Clarksville	W	20-15
1967 •	N11	Cookeville	L	13-38
1968 •	N16	Clarksville	L	0-10
1969 •	N15	Cookeville	L	20-56
1970 •	N14	Clarksville	W	10-6
1971 •	N13	Cookeville	L	12-37

1972 •	N11	Clarksville	L	7-19
1973 •	N10	Cookeville	L	12-31
1974 •	N16	Clarksville	L	7-28
1975 •	N15	Cookeville	L	0-20
1976 •	N13	Clarksville	L	13-31
1977 •	N12	Cookeville	W	24-21
1978 •	N11	Clarksville	L	14-28
1979 •	N10	Cookeville	W	21-14
1980 •	N15	Clarksville	W	13-10
1981 •	N14	Cookeville	L	24-29
1982 •	N13	Clarksville	W	31-27
1983 •	N12	Cookeville	W	21-7
1984 •	N10	Clarksville	W	27-7
1985 •	N16	Cookeville	W	24-20
1986 •	N15	Cookeville	W	23-13
1987 •	S26	Clarksville	L	9-14
1988 •	N12	Cookeville	W	10-6
1989 •	N11	Clarksville	L	15-17
1990 •	N10	Cookeville	L OT	14-20
1991 •	O19	Cookeville	L	7-32
1992 •	O17	Clarksville	L	0-10
1993 •	O02	Clarksville	L	17-35
1994 •	O01	Cookeville	W	34-27
1995 •	O14	Cookeville	W	20-17
1996 •	O19	Clarksville	L	17-23
1997	O04	Clarksville	L	3-36
2007 •	O06	Cookeville	W	30-27
2008 •	O25	Clarksville	W	31-28
2009 •	O03	Cookeville	L	23-31
2010 •	O09	Clarksville	L	21-34
2011 •	N19	Cookeville	L	7-49
2012 •	N17	Clarksville	W	38-31
2013 •	N23	Cookeville	L	0-34
2014 •	N22	Clarksville	L	15-41
2015 •	N14	Cookeville	L	24-42
2016 •	S10	Clarksville	L	7-41
2017 •	N04	Cookeville	W	35-28
2018 •	O27	Clarksville	W	41-10
2019 •	O26	Cookeville	W	58-21
2021 •	F21	Cookeville	L	21-27

## GAME RECAPS

## GAME 1 • CHATTANOOGA

AUGUST 29, 2021 • CHATTANOOGA, TENNESSEE (FINLEY STADIUM)

#20/25 AUSTIN PEAY	6	10	7	7	—	30
#18/18 CHATTANOOGA	7	7	6	0	—	20

CHATTANOOGA, Tenn.—Austin Peay State University football team held Chattanooga to just 228 yards total offense, saw Draylen Ellis throw for four scores and got another 100-yard rushing performance from Ahmaad Tanner in a complete, 30-20 win against the 18th-ranked Mocs in a season-opening Thursday night showdown from Finley Stadium.

The win is Austin Peay's first in seven tries against Chattanooga, and its third-straight win against a ranked FCS opponent—all since March 28. The Govs have now won seven out of their last 10 meetings with a ranked FCS team since the start of 2019.

The Mocs got on the board first. After three fruitless possessions to start the game, Chattanooga took over near midfield after an interception and marched quickly into the red zone on a quick strike from Drayton Arnold to Reginald Henderson for 21 yards and an 18-yard scamper by Tyrell Price into the red zone. The march to the end zone ended when Price plunged in from three yards out to put the hosts ahead first.

Another swapping of punts occurred, and this time the Govs found the equalizer. First, Draylen Ellis hit Baniko Harley for 18 yards to get the Govs into Chattanooga territory again, then he dropped back and lofted one into a single-covered Harley in the end zone. For the 15th time in his career, Harley came down with it for a score and his 35-yard house call put the Govs on the board for the first time in the Fall 2021 campaign.

The Govs got a game-changing pick of their own early in the second quarter, when Johnathon Edwards hauled in an acrobatic snag near the Chattanooga sideline. Although he was initially ruled out of bounds, further review awarded him his third career interception and put the Govs on the Chattanooga 39-yard line.

It didn't take long for the Govs to capitalize. After Jariel Wilson picked up nine yards on a first-down scamper, Ellis hooked up with Kansas State transfer DJ Render and he took his first catch as a Gov to the end zone to put the Govs in front.

The Mocs had an answer. Arnold found Tyler Walker for 20 yards to move the Mocs near midfield, then chunk runs—14 yards for Price, 13 for Ailym Ford—plus an untimely face mask put the Mocs near the goal line. This time Ford did the honors from three yards out to make it 14-13 with a 9:30 to go in the half.

The Govs pulled back ahead before halftime with a quick six-play drive. Harley made an acrobatic, juggling grab along the sideline to drag the Governors deep into Moc territory, netting 47 yards—four plays later, freshman Maddux Trujillo nailed his first field goal attempt as a Gov from 33 yards out to give Austin Peay a 16-14 lead heading into halftime.

The Mocs opened the second-half scoring on a flag-fueled drive featuring a roughing the passer, a pass interference and an unsportsmanlike penalty—all on the Govs. The Mocs only gained 16 yards on offense for the drive, but the last 12 came from Arnold to Henderson to put the hosts back in front.

A Govs offense that had found itself stuck in third gear for much of the third quarter came to life in the last minutes of the period, and it was largely thanks to freshman Drae McCray. The Tallahassee, Florida native broke the big play to get the Govs in Chattanooga territory with a 57-yard catch-and-run down to the Mocs' eight-yard line. On the next play, Ellis rolled right and found McCray streaking across the back of the end zone and rifled his third scoring toss of the day into the freshman's sure hands, giving the Govs a 23-20 lead heading into the fourth quarter.

This was the moment the defense locked it down. For the entire fourth quarter, Chattanooga gained 31 yards of total offense, with 28 coming on one pass from Arnold to Tyron Arnett. The Mocs weren't able to gain any traction in the trenches late in the game, with the Govs holding their hosts to negative-seven yards on six fourth-quarter carries.

When it came time to begin putting the game away, the Govs turned to the reliable workhorse to move the chains and keep the clock running. Ahmaad Tanner opened the drive with a 14-yard scamper. Then another run for eight. Then one yard. Then he burst through the line and rumbled for 31 yards into Chattanooga territory.

The Dalton, Georgia native was by no means done. In fact, he took the last four yards of the drive on a swing pass from Ellis into the end zone for a score, then 30 yards on Austin Peay's final drive to help put the game away. All told, Tanner broke the century mark for the second consecutive game, finishing with 103 on 19 carries—with 82 yards coming in the fourth quarter alone.

Ellis was his usual electric self, tossing for 325 yards on 23-of-33 passing with four scores; many of his targets found Harley, who tallied 137 yards on six

catches. McCray had a fine debut in his own right, with five catches for 87 yards and a score. Edwards would later haul in a second interception on the night to put the contest away for the Govs. Kordell Jackson did his usual thing defensively, leading the way with eight tackles, a pass break-up and a 2.5 tackles for loss..

## SCORING SUMMARY

1st	8:17	UTC	Price 3-yd run (Sears kick)	0-7
1st	4:06	AP	Ellis 30-yd pass to Harley (Evans rush failed)	6-7
2nd	12:54	AP	Ellis 30-yd pass to Render (Trujillo kick)	13-7
2nd	8:55	UTC	Ford 3-yard run (Sears kick)	13-14
2nd	2:43	AP	Trujillo 26-yard FG	16-14
3rd	6:41	UTC	Arnold 12-yd pass to Henderson (Sears kick miss)	16-20
3rd	0:50	AP	Ellis 8-yd pass to McCray (Trujillo kick)	23-20
4th	8:14	AP	Ellis 4-yd pass to Tanner (Trujillo kick)	30-20

## TEAM STATISTICS

	APSU	UTC
First Downs	18	16
Rushes-Yards	41-136	33-97
Passing Yards	322	132
Passing Comp-Att-Int	24-34-2	11-26-2
Total Offense	458	229
Total Offensive Plays	75	59
Fumbles-Lost	4-0	1-0
Penalties-Yards	11-110	6-46
Punts (Average)	7 (39.1)	9 (43.6)
Time of Possession	31:02	28:58
Third-Down Conversions	7/17	2/13
Fourth-Down Conversions	1/1	0/0
Sacks By (Yards)	2 (17)	3 (13)
Points off Turnovers	7	0

## INDIVIDUAL LEADERS

AUSTIN PEAY					CHATTANOOGA				
RUSHING	NO.	NET	TD		RUSHING	NO.	NET	TD	
Tanner	19	104	0		Ford	17	61	1	
Wilson	5	32	0		Price	8	41	1	
PASSING	C-A-I	YDS	TD		PASSING	C-A-I	YDS	TD	
Ellis	24-34-2	326	4		Arnold	11-26-2	132	1	
RECEIVING	REC	YDS	TD		RECEIVING	REC	YDS	TD	
Harley	6	132	1		Henderson	5	58	1	
McCray	5	87	1		Arnett	4	45	0	
DEFENSE	UA-TOT	SACK	TFL	INT	DEFENSE	UA-TOT	SACK	TFL	INT
Jackson	4-8	1.0	2.5	0	Person	7-8	1.0	1.0	0
Edwards	1-2	0.0	0.0	2	Dowdell	5-6	0.0	0.0	2

## GAME RECAPS

## GAME 2 • OLE MISS

SEPT. 11, 2021 • OXFORD, MISSISSIPPI (VAUGHT-HEMINGWAY STAD.)

#17/20 AUSTIN PEAY	0	7	3	7	—	17
#RV/20 OLE MISS	14	23	14	3	—	54

OXFORD, Miss.—Squaring off against an SEC foe is always a daunting task, but one that can do things great and small for a program, win or lose. The scoreboard read Ole Miss 54, Austin Peay 17 at the end of the game, but that doesn't tell the entire story either.

It doesn't mention the part where Draylen Ellis, facing a near-constant rush, remained poised throughout the contest and didn't throw an interception. Or that one of his favorite targets, Drae McCray, hauled in six catches for 87 yards against some of the nation's best defensive backs in just his second collegiate game. The Gobs rolled up 404 yards total offense against Ole Miss—a program record against an FBS opponent.

The scoreboard serves its purpose, it tells you who won. It doesn't mention the impact Shamari Simmons and Kordell Jackson had on disrupting Ole Miss, or Koby Perry's nose for the ball and consistency in bringing down its carrier. Yeah, we lost. And losing sucks. But the Gobs will be a better football team next weekend because of what went down this weekend.

The Governors got good if sporadic movement during the first quarter, with Ahmaad Tanner picking up 32 yards on five carries and Ellis hitting Tanner for an 14-yard gainer to kick-start Austin Peay's second drive which eventually got into Ole Miss territory. However, a second fourth-down attempt on that drive was denied and the Rebels took over to keep the Gobs off the board.

Ole Miss, meanwhile, scored on its first drive—a one-yard toss from Matt Corral to Dontario Drummond—and then scored again on a Sam Williams strip-sack the lineman picked up and carried 33 yards for a touchdown.

Early in the second quarter, the Gobs again made a foray into Ole Miss territory on another steady diet of Tanner carries and a timely pass interference call against the Rebels on fourth down, which put the Gobs on the Ole Miss 23-yard line. But a loss, a penalty and an incomplete pass put the Gobs in a difficult fourth-and-20 position, which ended with Ellis being sacked to snuff out the drive.

Ole Miss scored on the ensuing drive (Corral to Jonathan Mingo for 15 yards), and Austin Peay followed that with a safety on a punt snap which went over Matt Rigney's head and was wisely kicked out of the back of the end zone by the Austin Peay punter over risking a Rebel defender falling on it in the end zone. Corral found Drummond again for a 49-yard score and the Rebels finished their first-half flurry not even two minutes later with another Corral touchdown pass, this one on fourth down to Braylon Sanders.

The Gobs closed out the half on a high note, quickly marching into Ole Miss territory on the ensuing drive helped by an Ellis-to-McCray 12-yard hook-up that also earned a roughing the passer penalty to take on 15 extra yards. McCray drew a pass interference penalty two plays later to put the Gobs on the Ole Miss 30, and Ellis lofted a high arcing pass to Baniko Harley, who kept his focus and his feet to haul in the pass for his second score in as many games.

After Ole Miss scored on a Corral-to-Mingo 40-yarder, the Gobs answered with a march of their own, highlighted by McCray fighting through defensive pass interference to haul in a 51-yard toss from Ellis at the Ole Miss 10-yard line. The Gobs would settle for a 30-yard field from Maddux Trujillo to end the drive.

Ole Miss would tack on another score via three-yard Snoop Conner plunge and were marching again before Simmons came up with a big play to snuff out the drive. On a Conner rush, Simmons poked the ball loose near the end zone, then recovered it in the ensuing scrum to give the ball back to the Gobs.

Ole Miss tacked on a late field goal, and the Gobs closed out the scoring with a nice six-play, 81-yard march that CJ Evans Jr. took the final 40 yards by himself on a winding, weaving run through through and past the second level of Ole Miss' defense. Evans turned in a tidy 105-yard all-purpose performance (74 rushing, 31 receiving) in his own right.

Ellis finished with 226 yards through the air on 22-of-41 passing, while Tanner (18 carries, 70 yards) formed a tidy thunder-and-lightning tandem with Evans on the ground. DJ Render (8 catches, 37 yards) joined McCray and Harley (3 catches, 57 yards) as leading receivers, with the passing game spreading the ball around to seven different targets. Perry and Simmons finished with 11 tackles each, while Jackson recorded the first multi-sack game of his Austin Peay career.

## SCORING SUMMARY

1st	11:26	OM	Corral 1-yd pass to Drummond (Costa kick)	0-7
1st	4:59	OM	Williams 33-yd fumble return (Costa kick)	0-14
2nd	8:28	OM	Corral 15-yd pass to Mingo (Costa kick)	0-21
2nd	6:04	OM	Safety	0-23
2nd	4:51	OM	Corral 49-yd pass to Drummond (Costa kick)	0-30
2nd	3:03	OM	Corral 11-yd pass to Sanders (Costa kick)	0-37
2nd	2:04	AP	Ellis 30-yd pass to Harley (Trujillo kick)	7-37
3rd	13:46	OM	Corral 40-yd pass to Mingo (Costa kick)	7-44
3rd	11:21	AP	Trujillo 30-yard FG	10-44
3rd	7:13	OM	Conner 3-yd rush (Costa kick)	10-51
4th	6:14	OM	Costa 26-yd FG	10-54
4th	3:12	AP	Evans 40-yd rush (Trujillo kick)	17-54

## TEAM STATISTICS

	APSU	OM
First Downs	26	29
Rushes-Yards	38-114	43-336
Passing Yards	260	294
Passing Comp-Att-Int	24-44-0	24-39-0
Total Offense	374	630
Total Offensive Plays	82	82
Fumbles-Lost	4-2	1-1
Penalties-Yards	3-15	12-130
Punts (Average)	4 (41.8)	2 (49.0)
Time of Possession	30:21	29:39
Third-Down Conversions	7/19	5/14
Fourth-Down Conversions	1/5	4/6
Sacks By (Yards)	2 (13)	5 (17)
Points off Turnovers	0	14

## INDIVIDUAL LEADERS

AUSTIN PEAY				OLE MISS					
RUSHING	NO.	NET	TD	RUSHING	NO.	NET	TD		
Evans	7	74	1	Parrish Jr.	8	72	0		
Tanner	18	70	0	Plumlee	4	64	0		
PASSING	C-A-I	YDS	TD	PASSING	C-A-I	YDS	TD		
Ellis	22-40-0	226	1	Corral	21-33-0	281	5		
RECEIVING	REC	YDS	TD	RECEIVING	REC	YDS	TD		
Render	8	37	0	Mingo	7	99	2		
Harley	3	57	1	Drummond	6	107	2		
DEFENSE	UA-TOT	SACK	TFL	INT	DEFENSE	UA-TOT	SACK	TFL	INT
Perry	8-11	0.0	0.0	0	Jones	5-5	0.0	1.0	0
Simmons	7-11	0.0	0.0	0	Finlev	4-5	0.0	0.0	0



## GAME RECAPS

## GAME 3 • MOREHEAD STATE

SEPT. 18, 2021 • CLARKSVILLE, TENNESSEE (FORTERA STADIUM)

<b>MOREHEAD STATE</b>	<b>6</b>	<b>0</b>	<b>9</b>	<b>20</b>	<b>—</b>	<b>35</b>
<b>#19/21 AUSTIN PEAY</b>	<b>8</b>	<b>20</b>	<b>7</b>	<b>24</b>	<b>—</b>	<b>59</b>

CLARKSVILLE—An explosive offensive performance, highlighted by a career day from sophomore quarterback Draylen Ellis, gave Austin Peay State University's football team an impressive 59-35 victory over Morehead State in Saturday's home opener at Fortera Stadium.

Austin Peay (2-1) has now won four straight against FCS opponents, dating back to last season, and four straight against the Eagles going back to 2006. Morehead State falls to 1-2 on the season in a game that featured 579 yards total offense from the Governors—the highest tally thus far in the Scotty Walden era and the seventh-highest single-game mark in Austin Peay football history.

After an exchange of punts to start the day, the Austin Peay offense found its footing on its second possession. The Gavs took over at their own 23-yard line and embarked on a 14-play, 77-yard march that chewed up nearly five minutes of clock. Ahmaad Tanner moved the chains—34 yards on seven carries—and Draylen Ellis opened the scoring with a 17-yard strike to a streaking Eugene Minter for six. The Gavs would tack on the conversion on a Trey Goodman-to-Elijah Brown toss for two more points.

Morehead State had a quick reply, embarking on a 13-play drive of its own to chew up 75 yards and take another 4:55 off the clock. The Eagles converted three third-down conversions on the drive, including a dubious pass interference penalty whistled on Johnathan Edwards which negated what would have been a drive-stopping interception. On third-and-10, Mark Pappas found Tav-in Davis for 32 yards, down to the Governor goal-line—two plays later, Issiah Aguero punched it in for a score, although the Gavs stopped Morehead State's two-point attempt.

The Gavs ensuing drive ended in a punt and Morehead State was on the march again when one of Austin Peay's senior leaders took the ball and changed the game's momentum. Jack McDonald stepped in front of a Pappas pass and raced 30 yards, untouched, to the end zone, his third career interception and first-career pick-six.

From there, the first-half momentum belonged to the Governors. The Eagles went three-and-out and the Gavs followed up with a score as Ellis found Minter again from 26 yards, marking the second multi-score game in Minter's Austin Peay career.

The Eagles went three-and-out again two drives later—and again the Gavs struck with Tanner finding the end zone, breaking through the line of scrimmage and into a vacant Morehead State second level. He rumbled 26 yards into the end zone.

Edwards officially hauled in a pick in the end zone to end the next Eagle possession and helped send the game into halftime with Austin Peay comfortably ahead 28-6.

After an Austin Peay punt to open the second half, Morehead State put points on the board with a methodical 13-play, 84-yard drive. The drive opened with Pappas passes to BJ Byrd (30 yards) and Earl Stoudemire (24 yards) to get deep into Austin Peay territory, then Byrd took it the final six himself to shrink the Austin Peay advantage. Again the Eagles went for two, and again were denied by the Gavs.

Austin Peay had a quick response. Three Tanner carries had the Gavs near midfield before the drive appeared to stall; however, on third-and-15, Ellis hit D.J. Render for 36 yards and two plays later he found Baniko Harley from 36 yards out for the score, marking Harley's third consecutive game with a touchdown reception.

Following a Morehead State field goal late in the third quarter, the Gavs were knocking on the door of the Eagle goal line to start the fourth, and on the first play of the final period, Tanner found paydirt for a second time from a yard out. His third career multi-score game should have rendered any hopes the Eagles might have had for a comeback largely moot, still with 14:58 to play.

Instead, the teams would combine for 37 more points in a wild final quarter of action which included more than 300 yards total offense just in the final 15 minutes.

The Gavs would tack on a 45-yard Maddux Trujillo field goal, while Chance Harris would conclude a fourth-quarter Morehead State drive with a two-yard score of his own. With the backups in the contest, a Neyland Jean-to-Trey Goodman hook-up—on the first pass of Jean's collegiate career—netted 31 yards and the first collegiate touchdown for both young Gavs, while Morehead State reserves Grady Cramer and Kyle Daly hooked up for 35 yards and a score on the Eagles' penultimate possession.

Jevon Jackson capped off the scoring for the Gavs, plunging in from a yard out for his first-career score after a 41-yard Kam Thomas punt return brought

the Governors to the goal line with just over two minutes to play. Morehead State got off a desperation heave as time expired from Cramer to Daly from 47 yards out to cement the final score.

Ellis finished 21-for-36 passing with a career-high 359 yards and three scores, continuing a dominant trend for the Austin Peay signal-caller—he's at 66-for-109 passing this season with 896 yards and eight touchdowns to just two interceptions through three games, numbers that balloon higher still (131-for-227 for 1,639 yards, 15 touchdowns and three interceptions) if you include the final three games from last season.

Nine different receivers were targeted for passes Saturday, with Harley (4-83), Drae McCray (5-86), Render (2-61) and Minter (3-57) doing big damage through the air. Tanner finished with 83 yards on 17 carries and his two scores, while also moving into eighth all-time in career rushing with 1,985 yards.

Defensively, Koby Perry and Troy Henderson Jr. led the way with nine tackles apiece for the Gavs, with Perry also credited with two stops behind the line. Kory Chapman also earned seven tackles and was credited with a pair of pass break-ups.

The Gavs will face a familiar foe on unfamiliar yet exciting ground next week. The Gavs will square off against Eastern Kentucky—their former Ohio Valley Conference foe and future ASUN opponent—in a 2 p.m., Sept. 25, battle in Richmond at Roy Kidd Stadium.

## SCORING SUMMARY

1st	6:31	AP	Ellis 17-yd pass to Minter (Goodman-Brown 2-pt)	8-0
1st	1:36	MSU	Aguero 1-yd rush (Armour rush failed)	6-8
2nd	13:29	AP	McDonald 32-yd pick-six (Trujillo kick)	15-6
2nd	10:46	AP	Ellis 26-yd pass to Minter (Goodman-Harley failed)	21-6
2nd	4:24	AP	Tanner 26-yd rush (Trujillo kick)	28-6
3rd	8:18	MSU	Pappas 6-yd pass to Byrd (Aguero-DeBlaiso failed)	28-12
3rd	5:49	AP	Ellis 34-yard pass to Harley (Trujillo kick)	35-12
3rd	1:28	MSU	Foster 35-yd FG	35-15
4th	14:58	AP	Tanner 1-yd rush (Trujillo kick)	42-15
4th	11:50	AP	Trujillo 45-yd FG	45-15
4th	7:03	MSU	Harris 22-yd rush (Foster kick)	45-22
4th	5:40	AP	Jean 31-yd pass to Goodman (Trujillo kick)	52-22
4th	5:12	MSU	Cramer 34-yd pass to Daly (Foster kick)	52-29
4th	2:06	AP	J.Jackson 1-yd rush (Trujillo kick)	59-29
4th	0:00	MSU	Cramer 47-yd pass to Daly	59-35

## TEAM STATISTICS

	APSU	MSU
First Downs	27	27
Rushes-Yards	40-199	32-121
Passing Yards	381	345
Passing Comp-Att-Int	22-39-0	27-60-2
Total Offense	580	466
Total Offensive Plays	79	92
Fumbles-Lost	1-0	1-0
Penalties-Yards	10-84	11-103
Punts (Average)	5 (40.2)	7 (47.9)
Time of Possession	26:37	33:23
Third-Down Conversions	13/20	8/20
Fourth-Down Conversions	1/1	3/3
Sacks By (Yards)	0 (0)	1 (4)
Points off Turnovers	7	0

## INDIVIDUAL LEADERS

AUSTIN PEAY				MOREHEAD STATE					
RUSHING	NO.	NET	TD	RUSHING	NO.	NET	TD		
Tanner	17	84	2	Aguero	15	44	1		
Evans	8	42	0	Stoudemire	5	34	0		
PASSING	C-A-I	YDS	TD	PASSING	C-A-I	YDS	TD		
Ellis	21-36-0	350	3	Pappas	21-51-2	218	1		
RECEIVING	REC	YDS	TD	RECEIVING	REC	YDS	TD		
Minter	3	57	2	Daly	2	81	2		
Harley	4	83	1	Byrd	3	45	1		
DEFENSE	UA-TOT	SACK	TFL	INT	DEFENSE	UA-TOT	SACK	TFL	INT
Perry	5-8	0.0	1.5	0	Taylor	2-7	0.0	3.0	0
Allen	2-4	2.5	0.0	0	Winey	0-7	0.0	1.0	0

# AUSTIN PEAY FOOTBALL

## GAME RECAPS

### GAME 4 • EASTERN KENTUCKY

SEPT. 25, 2021 • RICHMOND, KENTUCKY (KIDD STADIUM)

#19/21 AUSTIN PEAY	3	14	3	7	—	27
EASTERN KENTUCKY	7	7	14	7	—	35

RICHMOND, Ky. – Austin Peay State University's football team saw its four-game win streak against FCS opponents come to an end as it fell 35-27 to Eastern Kentucky, Saturday, at Roy Kidd Stadium.

Trailing 35-20 late in the fourth quarter, No. 19 Austin Peay (2-2) narrowed the deficit to eight points with an eight-play, 79-yard drive, capped with running back Ahmaad Tanner's one-yard run with 4:12 remaining. The Govs' defense stood its ground on the ensuing Eastern Kentucky drive, forcing a punt inside the one-yard line. Wide receiver Baniko Harley's 30-yard punt return gave the Govs an opportunity to tie the game with 1:24 left.

The Governors could not make positive gains on its final drive, retreating to midfield after a sack and pair of incomplete passes set up a long third down. Ellis' throw toward the goal line with 47 seconds remaining was intercepted, sealing the result.

Eastern Kentucky (2-2) rallied with 21 consecutive points after the Govs built a 20-14 lead on Maddux Trujillo's 36-yard field goal early in the third quarter. After a five-play, 75-yard drive gave the Colonels a 21-20 lead with 7:53 left in the third, EKU took advantage of an interception and a shanked punt to score on drives that needed only 39 and 23 yards to build a 35-20 lead with 12:34 left in the contest.

Austin Peay outgained Eastern Kentucky 400-268 thanks to a 91-54 advantage in play count. Harley amassed 136 yards and a touchdown on nine receptions. Ellis completed 27 passes on a career-high 55 attempts for 298 yards, but was intercepted three times.

Eastern Kentucky saw running back Da'Joun Hewitt finish with 103 rushing yards and a touchdown while Parker McKinney went 12-for-20 for 160 yards and threw for two touchdowns in the win..

#### SCORING SUMMARY

1st	9:50	AP	Trujillo 29-yd FG	3-0
1st	3:03	EKU	Parker 16-yd pass to Mitchell (Nations kick)	3-7
2nd	8:40	AP	Tanner 1-yd run (Trujillo kick)	10-7
2nd	4:19	AP	Ellis 22-yd pass to Harley (Trujillo kick)	17-7
2nd	1:37	EKU	Ross 33-yd interception return (Nations kick)	17-14
3rd	10:01	AP	Trujillo 36-yd FG	20-14
3rd	7:53	EKU	McKinney 1-yd run (Nations kick)	20-21
3rd	4:40	EKU	McKinney 10-yd pass to Smith (Nations kick)	20-38
4th	12:34	EKU	Hewitt 8-yd run (Nations kick)	20-35
4th	4:12	AP	Tanner 1-yd run (Trujillo kick)	27-35

#### TEAM STATISTICS

	APSU	EKU
First Downs	21	11
Rushes-Yards	36-102	33-108
Passing Yards	298	160
Passing Comp-Att-Int	27-55-3	12-21-0
Total Offense	400	268
Total Offensive Plays	91	54
Fumbles-Lost	2-0	2-1
Penalties-Yards	11-77	8-42
Punts (Average)	6 (34.0)	9 (42.2)
Time of Possession	32:43	27:17
Third-Down Conversions	8/22	3/12
Fourth-Down Conversions	1/4	0/0
Sacks By (Yards)	1 (7)	4 (23)
Points off Turnovers	3	14

#### INDIVIDUAL LEADERS

AUSTIN PEAY					EASTERN KENTUCKY				
RUSHING	NO.	NET	TD		RUSHING	NO.	NET	TD	
Tanner	20	99	2		Hewitt	22	103	1	
PASSING	C-A-I	YDS	TD		PASSING	C-A-I	YDS	TD	
Elli	27-55-3	298	1		McKinney	12-20-0	160	2	
RECEIVING	REC	YDS	TD		RECEIVING	REC	YDS	TD	
Harley	9	136	1		Allen	3	40	0	
McCray	8	59	0		Wilcox	2	46	0	
DEFENSE	UA-TOT	SACK	TFL	INT	DEFENSE	UA-TOT	SACK	TFL	INT
McDonald	3-10	0.0	2.0	0	Jackson	6-12	1.0	2.0	1
Henderson	3-9	0.0	0.0	0	Bailey	6-11	0.0	1.0	0

### GAME 5 • TENNESSEE STATE

OCT. 2, 2021 • CLARKSVILLE, TENNESSEE (FORTERA STADIUM)

TENNESSEE STATE	0	3	14	7	—	24
AUSTIN PEAY	0	0	10	12	—	22

CLARKSVILLE, Tenn. – A slow-simmering affair burst to life midway through the third quarter with 43 points scored in the final 23:26, but Austin Peay fell a two-point conversion shy in a narrow 24-22 defeat to Tennessee State, Saturday, in a nonconference outing at Fortera Stadium.

The first half was quiet for both teams as Austin Peay (2-3) saw its defense bend but not break. Tennessee State drove into the Austin Peay red zone three times in the first half, but those drives resulted in a fumble lost, a missed 29-yard field goal, and a 24-yard Antonio Zita field goal conversion with 4:13 left in the first half for a 3-0 lead.

Tennessee State (2-3) held Austin Peay's offense at bay in the opening half, limiting the Govs to five rushing yards and 79 passing yards. The Governors only ventured into Tigers territory once in the first half, but it left a 39-yard field goal try with three seconds left which Maddux Trujillo narrowly missed, leaving the Tigers in the lead 3-0 at halftime.

After the half, the slow starts for both offenses continued. The Governors broke through with Maddux Trujillo's 25-yard field goal and suddenly the lid was lifted.

Tennessee State scored on its ensuing drive when Jeremy Hickbottom and Rodell Rahmaan connected on a 63-yard touchdown pass to end a quick four-play drive. The Governors responded in kind on the game's next drive when Brian Snead broke through the Tigers line for a 66-yard rushing touchdown to conclude a four-play drive. After a Maddux Trujillo PAT, the Govs led 10-9 with 5:55 left in the third.

The lead wouldn't survive beyond the next Tennessee State possession. This drive went two plays longer than their previous scoring drive, but it was another big play – this time a Hickbottom 48-yard scramble – that resulted in another Tigers touchdown for a 17-10 lead.

Austin Peay would force Tennessee State's offense to go silent for the better part of 12 minutes, but only managed to conclude its two drives with a 24-yard Trujillo field goal and a 40-yarder three minutes later.

With the Governors back within a point at 17-16, Tennessee State hit yet another big play. This time Hickbottom found Rahmaan down the middle of the field where he avoided a tackle and found the end zone for a 45-yard completion, extending the lead back to eight points.

The two defenses traded three-and-outs, Austin Peay regaining possession with 3:33 left in the game. The Govs would mount an impressive 7-play, 75-yard drive – aided by a Tennessee State pass interference penalty – and Ellis would find Harley for a 16-yard touchdown, closing the deficit to two points. After a review to confirm the call on the field, Austin Peay attempted a two-point conversion but Ellis' pass slipped through the fingers of the APSU receiver, leaving TSU ahead 24-22.

Austin Peay's defense would force one more three-and-out – their seventh of the day – to get the offense the ball with 55 seconds left. Austin Peay would muster its way to midfield with eight seconds left, but a hook-and-ladder sequence saw Ellis tackled at the 47-yard line, ending the game.

Ellis completed 25-of-54 passes for 254 yards and a touchdown – his second-straight game with 50-plus pass attempts. Harley, who played only the second half, caught five passes for 85 yards and a touchdown. Snead, who rumbled for the Govs 66-yard touchdown in the second half, finished with seven carries for 73 yards. Trujillo finished with 10 points, going 3-for-4 on field goals and converting his lone PAT.

Hickbottom completed 18-of-34 passes for 301 yards and two touchdowns and also added 66 yards and a score on the ground to lead Tennessee State. Rahmaan caught five of those passes for 129 yards and two touchdowns.

#### SCORING SUMMARY

2nd	4:13	TSU	Zita 24-yd FG	0-3
3rd	8:26	AP	Trujillo 25-yd FG	3-3
3rd	7:02	TSU	Hickbottom 63-yd pass to Rahmaan (Zita kick miss)	3-9
3rd	5:55	AP	Snead 66-yd rush (Trujillo kick)	10-9
3rd	3:13	TSU	Hickbottom 48-yd rush (Rahman pass good)	10-17
4th	10:09	AP	Trujillo 24-yd FG	13-17
4th	7:31	AP	Trujillo 40-yd FG	16-17
4th	5:33	TSU	Hickbottom 45-yd pass to Rahmaan (Zita kick)	16-24
4th	1:56	AP	Ellis 16-yd pass to Harley (Ellis pass fail)	22-24

# AUSTIN PEAY FOOTBALL

## GAME RECAPS

### TEAM STATISTICS

	APSU	TSU
First Downs	26	23
Rushes-Yards	30-129	42-184
Passing Yards	254	301
Passing Comp-Att-Int	25-55-0	18-34-0
Total Offense	383	485
Total Offensive Plays	85	76
Fumbles-Lost	1-0	1-1
Penalties-Yards	7-50	14-129
Punts (Average)	8 (46.6)	7 (40.7)
Time of Possession	26:36	33:24
Third-Down Conversions	6/19	7/17
Fourth-Down Conversions	0/0	0/0
Sacks By (Yards)	1 (13)	4 (29)
Points off Turnovers	0	0

### INDIVIDUAL LEADERS

AUSTIN PEAY				TENNESSEE STATE					
RUSHING	NO.	NET	TD	RUSHING	NO.	NET	TD		
Sneed	7	73	1	Starling	29	120	0		
Tanner	13	34	0	Hickbottom	10	66	0		
PASSING	C-A-I	YDS	TD	PASSING	C-A-I	YDS	TD		
Ellis	25-54-0	254	1	Hickbottom	18-34-0	301	2		
RECEIVING	REC	YDS	TD	RECEIVING	REC	YDS	TD		
Harley	5	85	1	Rahmaan	5	129	2		
McCray	4	40	0	Thornton	6	89	0		
DEFENSE	UA-TOT	SACK	TFL	INT	DEFENSE	UA-TOT	SACK	TFL	INT
McDonald	3-9	0.0	1.0	0	Bryant	7-12	0.0	0.0	0
Ruffin	5-8	0.0	1.0	0	Green	3-10	0.0	2.0	0

### GAME 6 • SOUTHEAST MISSOURI

OCT. 9, 2021 • CLARKSVILLE, TENNESSEE (FORTERA STADIUM)

SOUTHEAST MISSOURI	9	7	14	0	—	30
AUSTIN PEAY	8	0	6	0	—	14

CLARKSVILLE – Three turnovers turned into 16 points and proved to be the difference as Austin Peay State University's football team dropped a 30-14 Ohio Valley Conference-opening contest to Southeast Missouri, Saturday, at Fortera Stadium.

Austin Peay (2-4, 0-1 OVC) ran into trouble in the game's opening minutes when a muffed punt allowed Southeast Missouri to reestablish a drive at the APSU 12-yard line. The defense held the Redhawks to three points, limiting the potential damage.

However, on the ensuing Austin Peay drive, Southeast Missouri (2-4, 2-1 OVC) forced a fumble and recovered the ball at the APSU 24-yard line. This time, the Govs surrendered the touchdown with a blocked PAT the lone redeeming feature, but Austin Peay trailed 9-0 less than 7:30 into the game.

The Governors would get on the scoreboard before the first quarter's end. They manufactured a 12-play, 85-yard drive – the second longest scoring drive of the season – and Ahmaad Tanner scampered into the end zone from five yards out for the touchdown. Austin Peay went for two and converted when Trey Goodman also ran into the end zone, narrowing the deficit to 9-8.

Southeast Missouri would score the second quarter's only points on a 16-play, 78-yard drive and held a 16-8 lead at the break. On the other side of half-time, the Redhawks were unable to do anything with their first drive.

Yet the SEMO defense helped again when Dony'e Taylor intercepted a pass on the following Governors drive and returned it 39 yards to the APSU 19-yard line. Two plays later, Hess battled his way into the end zone from five yards out and the Govs trailed by two scores, 23-8.

Austin Peay would claw back to 23-14 on its next drive, which was highlighted by Tanner's 53-yard touchdown run. However, that would be their final score with their next five possessions resulting in two turnovers on downs, two interceptions and a fumble.

Hess closed the scoring with his third touchdown of the day with 1:39 left in the third quarter, capping a 28-carry, 116-yard day.

Ellis posted his third straight 50-pass outing, ending the day 28-of-53 passing for 259 yards. However, the Govs sophomore quarterback was held without a touchdown pass for the second time in his career. Tanner rushed for both scores as part of his 12-carry, 63-yard outing.

Austin Peay outgained Southeast Missouri, 396-290. However, Southeast Missouri took advantage of six turnovers with their 15 drives averaging a starting point of their own 45-yard line, including five drives that started in Austin Peay territory.

### SCORING SUMMARY

1st	9:49	SEMO	Doak 27-yd FG	0-3
1st	7:31	SEMO	Ogbonna 8-yd pass to King (Kick blkd/Rush Failed)	0-9
1st	0:10	AP	Tanner 5-yd rush (Goodman rush good)	8-9
2nd	7:27	SEMO	Hess 2-yd rush (Doak kick)	16-8
3rd	11:42	SEMO	Hess 5-yd rush (Doak kick)	23-8
3rd	10:43	AP	Tanner 53-yd rush (Goodman pass failed)	23-14
3rd	1:59	SEMO	Hess 2-yd rush (Doak kick)	30-14

### TEAM STATISTICS

	APSU	SEMO
First Downs	19	17
Rushes-Yards	26-137	56-197
Passing Yards	259	93
Passing Comp-Att-Int	28-53-3	10-23-1
Total Offense	396	290
Total Offensive Plays	79	79
Fumbles-Lost	3-3	2-1
Penalties-Yards	8-42	5-35
Punts (Average)	3 (49.0)	6 (41.0)
Time of Possession	22:44	37:16
Third-Down Conversions	8/18	8/20
Fourth-Down Conversions	2/6	1/1
Sacks By (Yards)	1 (11)	1 (8)
Points off Turnovers	0	13

### INDIVIDUAL LEADERS

AUSTIN PEAY				SOUTHEAST MISSOURI					
RUSHING	NO.	NET	TD	RUSHING	NO.	NET	TD		
Tanner	12	63	2	Hess	28	116	3		
Snead	9	56	0	Williams	13	54	0		
PASSING	C-A-I	YDS	TD	PASSING	C-A-I	YDS	TD		
Ellis	28-53-3	259	0	Williams	7-14-0	68	0		
RECEIVING	REC	YDS	TD	RECEIVING	REC	YDS	TD		
Render	11	89	0	Smith	5	53	0		
Harley	8	86	0	King	4	34	1		
DEFENSE	UA-TOT	SACK	TFL	INT	DEFENSE	UA-TOT	SACK	TFL	INT
Jackson	8-12	1.0	1.0	0	Leonard	9-9	0.0	0.0	1
McDonald	2-10	0.0	0.5	0	McCall	5-8	0.0	0.0	0

### GAME 7 • MURRAY STATE

OCT. 23, 2021 • MURRAY, KENTUCKY (ROY STEWART STADIUM)

AUSTIN PEAY	12	7	14	14	—	47
MURRAY STATE	0	6	0	0	—	6

CALLOWAY COUNTY, Ky. – Behind one of the program's most dominant rushing performances in recent history, Austin Peay State University's football team circled the wagons for a 47-6 Ohio Valley Conference victory against Murray State, Saturday, at Roy Stewart Stadium.

Ahmaad Tanner rushed for 134 yards and three touchdowns with Brian Snead adding another 133 yards and two touchdowns. Toss in quarterback Sheldon Layman's 72-yard effort and Austin Peay (3-4, 1-1 OVC) raced for 363 yards on 56 carries – their best rushing performance since 2018 at Morehead State.

Tanner's three-touchdown day included the game's first score on a 37-yard burst midway through the first quarter. He added touchdowns on back-to-back drives in the third quarter, the first of four consecutive APSU drives to end in a touchdown that broke the game open.

Snead was just as busy with a 44-yard rushing score to follow Tanner's first touchdown. He would also add the game's final touchdown to seal the 41-point victory – the Govs largest margin of victory in the series since a 49-0 shutout in 1966.

While the Governors running game was circling The Track, the defense kept the Racers offense in the gates. Austin Peay forced six turnovers – two interceptions, two fumbles, and two on downs – and five three-and-outs on 13 drives. That effort held Murray State to 289 offensive yards – the fourth time the Govs defense held an opponent to fewer than 300 offensive yards this season.

Nearly drowned out in the Govs massive rushing performance was Baniko Harley's four-reception, 48-yard performance. His 35-yard touchdown reception in the second quarter was the 20th of his career and made him the fifth Govs receiver all-time to surpass 2,000 career-receiving yards.

Murray State (3-4, 0-2 OVC) was held to a lone second-quarter touchdown. DJ Williams, who passed for 140 yards and rushed for 75 more, connected with



## GAME RECAPS

Jake Saathoff for a two-yard scoring pass with 37 seconds left in the first half.  
The Racers ventured into Austin Peay territory only four times in the game.

## SCORING SUMMARY

1st	6:04	AP	Tanner 37-yd rush (Goodman pass failed)	6-0
1st	4:24	AP	Snead 44-yd rush (Trujillo kick missed)	12-0
2nd	6:51	AP	Layman 35-yd pass to Harley (Trujillo kick)	19-0
2nd	0:37	MUR	Williams 2-yd pass to Saathoff (Halton rush failed)	19-6
3rd	11:24	AP	Tanner 17-yd rush (Trujillo kick)	26-6
3rd	2:49	AP	Tanner 2-yd rush (Trujillo kick)	33-6
4th	12:49	AP	Layman 6-yd pass to McCray (Trujillo kick)	40-6
4th	12:37	AP	Snead 3-yd rush (Trujillo kick)	47-6

## TEAM STATISTICS

	APSU	MUR
First Downs	23	19
Rushes-Yards	56-363	38-149
Passing Yards	134	140
Passing Comp-Att-Int	15-24-0	18-33-2
Total Offense	497	289
Total Offensive Plays	80	71
Fumbles-Lost	0-0	2-2
Penalties-Yards	4-33	2-20
Punts (Average)	5 (38.2)	6 (41.2)
Time of Possession	32:36	27:24
Third-Down Conversions	8/16	3/12
Fourth-Down Conversions	2/3	0/3
Sacks By (Yards)	1 (7)	1 (14)
Points off Turnovers	0	0

## INDIVIDUAL LEADERS

## AUSTIN PEAY

RUSHING	NO.	NET	TD	RUSHING	NO.	NET	TD		
Tanner	21	134	3	Williams	12	75	0		
Snead	15	133	2	Witherspoon	15	28	0		
PASSING	C-A-I	YDS	TD	PASSING	C-A-I	YDS	TD		
Layman	15-24-0	134	2	Williams	18-31-1	140	1		
RECEIVING	REC	YDS	TD	RECEIVING	REC	YDS	TD		
Harley	4	54	1	Brooks	5	44	0		
McCray	4	23	1	Saathoff	4	22	1		
DEFENSE	UA-TOT	SACK	TFL	INT	DEFENSE	UA-TOT	SACK	TFL	INT
McDonald	4-7	0.0	0.0	0	Powell	8-13	0.0	0.0	0
Rogan	5-6	0.0	2.0	0	Turner	8-8	0.0	2.0	0

## MURRAY STATE

RUSHING	NO.	NET	TD	
Williams	12	75	0	
Witherspoon	15	28	0	
PASSING	C-A-I	YDS	TD	
Williams	18-31-1	140	1	
RECEIVING	REC	YDS	TD	
Brooks	5	44	0	
Saathoff	4	22	1	
DEFENSE	UA-TOT	SACK	TFL	INT
Powell	8-13	0.0	0.0	0
Turner	8-8	0.0	2.0	0

## THE LAST TIME A GOVERNOR...

**Had 40 carries:** Jay Bailey (47) at Kentucky Wesleyan, 10/1, 9/02  
**Had 30 carries:** Omar Williams (35) vs. Jacksonville St., 11/2/13  
**Rushed for 200 yards:** Brian Snead (227) vs. Tennessee State, 2/28/21  
**Rushed for 150 yards:** Brian Snead (227) vs. Tennessee State, 2/28/21  
**Rushed for 100 yards:** Ahmaad Tanner (134) at Murray State, 10/23/21; Brian Snead (133) at Murray State, 10/23/21  
**Rushed 90 yards for a TD:** Jay Bailey (99) at Valparaiso, 9/23/00  
**Rushed 80 yards for a TD:** Otis Gerron (89) vs. Mercer, 10/11/14  
**Rushed 70 yards for a TD:** Brian Snead (75) vs. Tennessee State, 2/28/21  
**Rushed for 5 TDs:** Daniel Williams (5) vs. UT Martin, 11/23/96  
**Rushed for 4 TDs:** JaVaughn Craig (4) vs. Morehead State, 9/16/17  
**Rushed for 3 TDs:** Ahmaad Tanner (3) at Murray State, 10/23/21  
**Two Govs rushed for 100 yards in the same game:** Ahmaad Tanner (134) and Brian Snead (133) at Murray State, 10/23/21  
**Two Govs rushed for multiple TDs in the same game:** Ahmaad Tanner (3) and Brian Snead (2) at Murray State, 10/23/21  
**Quarterback rushed for 100 yards:** JaVaughn Craig (164) at Sacramento St., 12/7/19

**Attempted 50 passes:** Draylen Ellis (53) vs. Southeast Mo., 10/9/21  
**Attempted 40 passes:** Draylen Ellis (53) vs. Southeast Mo., 10/9/21  
**Attempted 30 passes:** Draylen Ellis (53) vs. Southeast Mo., 10/9/21  
**Completed 40 passes:** Jake Ryan (40) at Jacksonville St., 11/10/12  
**Completed 30 passes:** Brian Baker (32) vs. Campbellsville, 8/30/01.  
**Completed 20 passes:** Draylen Ellis (28) vs. Southeast Mo., 10/9/21  
**Completed 80% of passes:** Tommy Hays (82.4) vs. Murray St., 10/1/16  
**Completed 70% of passes:** JaVaughn Craig (78.2) vs. Furman, 11/30/19  
**Passed for 400 yards:** Brian Baker (426) vs. Campbellsville, 8/30/01  
**Passed for 300 yards:** Draylen Ellis (350) vs. Morehead State, 9/18/21  
**Passed for 250 yards:** Draylen Ellis (259) vs. Southeast Mo., 10/9/21  
**Passed for 6 TDs:** Draylen Ellis (6) at Southeast Missouri, 3/14/21  
**Passed for 5 TDs:** Draylen Ellis (6) at Southeast Missouri, 3/14/21  
**Passed for 4 TDs:** Draylen Ellis (4) at Chattanooga, 9/2/21  
**Passed for 3 TDs:** Draylen Ellis (3) vs. Morehead State, 9/18/21  
**Had a 90-yard completion:** Jesse Kellogg (91) vs. Campbellsville, 9/6/03  
**Had a 70-yard completion:** Draylen Ellis (71) at Southeast Missouri, 3/14/21  
**Had a 60-yard completion:** Draylen Ellis (71) at Southeast Missouri, 3/14/21

**Had 200 receiving yards:** Michael Farrell (210) vs. Campbellsville, 8/30/01  
**Had 150 receiving yards:** DeAngelo Wilson (150) at Tenn. Tech, 10/26/19  
**Had 100 receiving yards:** Baniko Harley (136) at Eastern Ky., 9/25/21  
**Had 4 TD receptions:** Baniko Harley (4) at Southeast Missouri, 3/14/21  
**Had 3 TD receptions:** Baniko Harley (4) at Southeast Missouri, 3/14/21  
**Had 2 TD receptions:** Eugene Minter (2) vs. Morehead State, 9/18/21  
**Caught a 90-yard pass:** Paul Derrick (91) vs. Campbellsville, 9/6/03  
**Caught a 70-yard pass:** Jay Parker (71) at Southeast Missouri, 3/14/21  
**Caught a 50-yard pass:** Drae McCray (52) vs. Morehead State, 9/18/21  
**Caught 10 passes:** DeAngelo Wilson (10) vs. Murray State, 4/3/21  
**Two Govs had 100 receiving yards in the same game:** DeAngelo Wilson (107) and Keenan Barnes (105) at Mercer, 9/14/19

**Scored 30 points:** Daniel Williams (30) vs. UT Martin, 11/23 1996  
**Scored 5 TDs:** Daniel Williams (5) vs. UT Martin, 11/23 1996  
**Scored 4 TDs:** Baniko Harley (4) at Southeast Missouri, 3/14/21  
**Scored 3 TDs:** Ahmaad Tanner (3) at Murray State, 10/23/21  
**Last 2-point conversion:** Trey Goodman rush vs. Southeast Mo., 10/9/21

**Player ran for and caught a TD in the same game:** Baniko Harley (2 rush, 1 rcv) at Sacramento St., 12/7/19  
**Gained 400 total offensive yards:** JaVaughn Craig (466) vs. Tennessee St., 11/5/16  
**Gained 200 all-purpose yards:** Brian Snead (227) vs. Tennessee State, 2/28/21

**Govs had a 100-yard rusher and 100-yard receiver in the same game:** Ahmaad Tanner (103 rushing) & Baniko Harley (132 receiving) at Chattanooga, 9/2/21

**Made a 55-yard field goal:** Brian Yarbrough (55) vs. Western Kentucky (1983)  
**Made a 50-yard field goal:** Nick Gauna (52) vs. Eastern Kentucky, 2016  
**Made a 45-yard field goal:** Maddux Trujillo (45) vs. Morehead State, 9/18/21  
**Made a 40-yard field goal:** Maddux Trujillo (40) vs. Tennessee St., 10/2/21  
**Scored 12 points by kicking:** Stephen Stansell (13) vs. Tennessee St., 10/1/11  
**Made 5 kicking PATs:** Maddux Trujillo (5) vs. Murray State, 10/23/21  
**Made 4 field goals:** Stephen Stansell (4) vs. Tennessee St., 9/18/10  
**Made 3 field goals:** Maddux Trujillo (3) vs. Tennessee St., 10/2/21  
**Attempted 4 field goals:** Maddux Trujillo (4) vs. Tennessee St., 10/2/21

**Had a 60-yard punt:** Matthew Rigney (60) vs. Tennessee St., 10/2/21  
**Punted 10 times:** Matthew Rigney (10) vs. Tennessee State, 2/28/21  
**Averaged 45 yards per punt:** Matthew Rigney (49.0) vs. Southeast Mo., 10/9/21

**Returned 5 punts:** Tyler Clendenen (5) vs. Culver- Stockton, 11/3/12  
**Totaled 60 punt return yards:** Kam Thomas (63) vs. Morehead State, 9/18/21  
**Had a 40-yard punt return:** Kam Thomas (41) vs. Morehead State, 9/18/21  
**Returned a punt for a TD:** Tee Howell (65) vs. Central St., 11/5/11

**Returned a kickoff for a TD:** Kyran Moore (91) at UCF, 10/28/17  
**Had a 90-yard kickoff return:** Kyran Moore (91) at UCF, 10/28/17  
**Had 6 kickoff returns:** Kyran Moore (8) at UCF, 10/28/17  
**Total 200 kickoff return yards:** Kyran Moore (223) at UCF, 10/28/17  
**Total 150 kickoff return yards:** Kyran Moore (223) at UCF, 10/28/17

**Had 19 or more tackles in a game:** Johnathan Shuler (19) vs. Southeast Mo., 10/27/12  
**Had 15 tackles in a game:** Gunnar Scholato (17) vs. Tennessee St. 10/6/18  
**Had 3.0 sacks in a game:** Joe Bell (3.0) vs. Campbellsville, 9/06/03  
**Had 4.0 tackles for loss:** Joe Bell (4.0) vs. Centre, 9/14/02

**Forced 2 fumbles:** John Wesley Whiteside (2) at Jacksonville State, 3/28/21  
**Returned a fumble for a TD:** Kordell Jackson (2 yds) at Murray St., 11/16/19  
**Returned a fumble 60 yards:** Kevis Buckley (64) vs. Tennessee St., 9/15/07

**Returned an interception for a TD:** Jack McDonald vs. Morehead St., 9/18/21  
**Returned two interceptions for a TD:** Kordell Jackson at Mercer, 9/14/19  
**Returned an interception 80 yards:** Ryan Taylor (88) at Valparaiso, 9/11/04  
**Had 4 interceptions:** Taylon Jenkins at Georgetown, 11/14/98  
**Had 3 interceptions:** Thomas Sexton vs. Kentucky Wesleyan, 10/20/01  
**Had 2 interceptions:** Johnathon Edwards at Chattanooga, 9/2/21

**Blocked a PAT kick:** Damion Barber vs. Southeast Mo., 10/9/21  
**Intercepted a 2-pt. conversion pass:** N/A  
**Scored a defensive two-point conversion:** Demarion Allen vs. Tennessee St., 11/5/16  
**Blocked a field goal:** Gunnar Scholato vs. Morehead St., 9/16/17  
**Returned a blocked field goal for a TD:** Kevis Buckley (67) at Southeast Mo., 11/3/07  
**Blocked a punt:** Kordell Jackson at Southeast Missouri, 3/14/21  
**Returned a blocked punt for a TD:** Jeremy Ross (34) vs. Jacksonville St., 10/31/09  
**Recovered own on-side kick:** Kordell Jackson at Tenn. Tech, 2/21/21

**Offensive lineman scored TD:** Ryan Rockensuess at UCF, 10/28/17

## THE LAST TIME THE GOVERNORS...

**Were shutout:** at Pittsburgh (55-0), 9/12/20  
**Shutout an opponent:** vs. Presbyterian (24-0), 9/8/18  
**Held an opponent without a TD:** vs. Furman, 11/30/19

**Scored 50 points:** vs. Morehead State (59), 9/18/21  
**Scored 60 points:** at Morehead State (78), 9/15/18  
**Scored 70 points:** at Morehead State (78), 9/15/18

**Rushed for 400 yards:** at Morehead St. (518), 9/15/18  
**Rushed for 300 yards:** at Murray State (363), 10/23/21  
**Rushed 70 times:** Tennessee-Martin (71), 11/23/96  
**Rushed 60 times:** vs. Eastern Illinois (66), 11/18/17  
**Rushed 50 times:** at Murray State (56), 10/23/21  
**Rushed for 6 TDs:** vs. Tennessee State (6), 10/6/18  
**Rushed for 5 TDs:** at Murray State (5), 10/23/21  
**Rushed for 4 TDs:** at Murray State (5), 10/23/21  
**Failed to rush for 100 yards:** at Eastern Kentucky, 11/2/19

**Attempted 50 passes:** vs. Southeast Mo. (53), 10/9/21  
**Completed 40 passes:** at Jacksonville St. (40), 11/10/12  
**Completed 30 passes:** vs. Morehead State (39), 9/18/21  
**Completed 80 percent of its passes:** Murray State (81.8), 10/18/14  
**Completed 60 percent of its passes:** at Murray State (62.5), 10/23/21  
**Passed for 400 yards:** vs. Campbellsville (426), 8/30/01  
**Passed for 300 yards:** vs. Morehead State (381), 9/18/21  
**Threw 6 TD passes:** at Southeast Missouri (6), 3/14/21  
**Threw 5 TD passes:** at Southeast Missouri (6), 3/14/21  
**Threw 4 TD passes:** vs. Morehead State (4), 9/18/21  
**Threw 3 TD passes:** vs. Morehead State (4), 9/18/21  
**Failed to pass for 100 yards:** vs. Eastern Kentucky (71), 11/3/18

**Had 90 offensive plays:** at Eastern Ky. (91), 9/25/21  
**Had 80 offensive plays:** at Murray State (80), 10/23/21  
**Had 600 offensive yards:** at Tennessee Tech (614), 10/26/19  
**Had 500 offensive yards:** vs. Morehead State (580), 9/18/21  
**Had 400 offensive yards:** at Murray State (497), 10/23/21  
**Scored 8 TDs:** at Tennessee Tech (8), 10/26/19  
**Scored 7 TDs:** at Murray State (7), 10/23/21  
**Scored 6 TDs:** at Murray State (7), 10/23/21

**Returned 7 punts:** at Campbellsville (7), 9/4/04  
**Had 70 yards in punt returns:** at Morehead State (74), 9/15/18

**Returned 10 kickoffs:** at UCF (10), 10/28/17  
**Had 200 yards in kick returns:** at UCF (238), 10/28/17

**Intercepted 6 passes:** vs. Kentucky Wesleyan (6), 10/20/01  
**Intercepted 5 passes:** at Murray State (5), 11/17/07  
**Intercepted 4 passes:** at Jacksonville State (4), 3/28/21

**Had 7 sacks:** at Tennessee Tech (7), 2/21/21  
**Had 6 sacks:** at Tennessee Tech (7), 2/21/21  
**Had 5 sacks:** at Tennessee Tech (7), 2/21/21  
**Did not record a sack:** vs. Morehead State, 9/18/21  
**Had 20 tackles for loss:** at Valparaiso (20.0), 9/23/00  
**Had 15 tackles for loss:** at Tennessee Tech (16.0), 2/21/21  
**Had 10 tackles for loss:** at Southeast Missouri (12.0), 3/14/21

**Forced 4 fumbles:** 4, Ohio 9/21/13  
**Recovered 4 fumbles:** 4, Tennessee St., 10/6/18  
**Committed no turnovers:** at Murray State, 10/23/21

**Held opponent to fewer than 0 rush yards:** vs. UT Martin (-25), 11/9/19  
**Held opponent to under 100 rush yards:** at Chattanooga (8), 9/2/21  
**Held opponent to under 100 passing yards:** vs. Furman (82), 11/30/19  
**Did not force a turnover:** vs. Murray State, 4/3/21

**Blocked three punts:** Southeast Missouri (3), 11/22/08

**Had 100 yards in penalties:** vs. Morehead State (103), 9/18/21  
**Scored a safety:** at Jacksonville State, 11/10/12

**Won an OT game:** at Southeast Missouri (49-42), 3/14/21  
**Lost an OT game:** at Eastern Kentucky (10-13), 9/27/08

**Beat Ranked FCS Opponent:** at #18/20 Chattanooga (30-20), 9/2/21  
**Beat an FBS Opponent:** at Kansas State (26-22), 9/5/87





*Austin Peay's home football and track & field facility has resided on the corner of Marion & Henry Streets for 76 seasons.*

### HOME SWEET HOME

Austin Peay football has proudly been located on the corner of Marion and Henry Streets since 1946. Recent renovations have allowed the Governors to establish a strong home field advantage in one of the most premier stadiums in all the FCS. Since 2017, Austin Peay has compiled a 17-4 home record, with only one loss at Fortera Stadium in each of the last four seasons.

### THE 2016 REBUILD

Following the 2015 season, the university embarked on the biggest construction project dedicated to football in its history. What resulted is a \$19-million facility that has four levels on its west side. On the lower level is the player locker room, featuring new dark wood lockers with nameplates to recognize some of the donors that made them possible. Also on that level is a players lounge, athletic training room, and equipment room.

### HEAVY LIFTING ENABLED

In March 2017, construction was completed on a new weight room inside Fortera Stadium. The state-of-the-art facility will service not only Austin Peay football but also a host of the athletics department's programs. The new space houses racks, free weights and treadmills in the facility.

### HISTORY LESSON

The original Municipal Stadium's construction was finished prior to the 1946 season as a joint project between the City of Clarksville, Montgomery County and Austin Peay State College. The city owned and operated the facility that housed APSC's football and track teams along with local schools' sporting events.

In 1970, the city conveyed the title to one-third of the stadium to the state of Tennessee for the university, Montgomery County and formed the Stadium Authority that was in charge of the stadium's operations.

The university purchased Municipal Stadium from the Stadium Authority and Montgomery County in 1993 and renamed it to Governors Stadium.

In April 2016, Austin Peay and Fortera Credit Union entered a 25-year sponsorship agreement, rebranding the historic Governors Stadium to Fortera Stadium.

### FORTERA STADIUM FACTS

Stadium Name ..... Fortera Stadium  
Capacity ..... 10,100  
Surface ..... FieldTurfXT  
First Season at Fortera Stadium ..... 2016  
Austin Peay record at Fortera Stadium ..... 17-11 (.607)

### YEAR-BY-YEAR

2016	0-5	2017	4-1	2018	4-1
2019	6-1	2020	2-1	2021	1-2

### TOP 5 ATTENDANCE MARKS

- 12,201 - Tennessee State - Oct. 6, 2018
- 9,428 - Southeast Missouri - Oct. 21, 2017
- 8,812 - UT Martin - Sept. 30, 2017
- 8,679 - UT Martin - Nov. 2, 2019
- 8,214 - Eastern Illinois - Nov. 18, 2017

## MEDIA INFORMATION



### UNIVERSITY

Name of School..... Austin Peay State University  
 Location ..... Clarksville, TN 37040  
 Founded ..... 1927  
 Enrollment ..... 11,048  
 President..... Dr. Michael Licari  
 Alma Mater, Year ..... Minnesota, 1993  
 Athletics Director..... Gerald Harrison  
 Alma Mater, Year ..... Tennessee, 2001  
 Deputy AD/SWA..... Lisa Varytimidis  
 Senior Associate AD/Football..... Jordan Harmon  
 Senior Associate AD/Internal Ops..... Sara Robson  
 School Colors..... Red and White  
 Nickname..... Governors  
 Affiliations ..... NCAA Division I FCS  
 ..... Ohio Valley Conference  
 Ticket Office Phone ..... 931/221-PEAY (7329)

### HISTORY

First Year of Football ..... 1930  
 Seasons ..... 83  
 All-Time Record..... 306-553-16

### THE STADIUM ON GAME DAY

- Press Will Call is located on the east side of Fortera Stadium and will open 90 minutes before kickoff.
- Austin Peay provides complimentary food and beverages to credentialed members of the media attending the game.
- Press Parking is located in the at the intersection of Henry and Marion Streets on the Austin Peay campus, next to the east side of Fortera Stadium.

### DIRECTIONS TO THE STADIUM

- From Interstate 24 (Exit 4)
- Turn onto US-79 West (Wilma Rudolph Blvd.)
  - Wilma Rudolph Blvd. becomes College Street
  - Turn right on Eighth Street, go three blocks
  - Turn left onto Bailey Street
  - Press & Public Parking is located to the left, with the Press Parking entrance available prior to end of the street (Henry Street).
  - Press Parking only available via parking pass obtained prior to the day of the game from the Athletics Communications Office. Otherwise, parking is permitted elsewhere in the lot.

## AUSTIN PEAY ATHLETICS COMMUNICATIONS

### MEDIA INFORMATION

**CREDENTIALS & PARKING:** For games at Fortera Stadium, contact Cody Bush at least 24 hours prior to the game.

**INTERVIEWS:** All interview requests should be submitted at least 24 hours in advance to the Austin Peay Athletics Communications Office...

- **HEAD COACH:** Head coach Scotty Walden typically will be available during the week for interviews, preferably Mondays, as arranged through the Athletics Communications Office.
- **STUDENT-ATHLETES:** All interviews with student-athletes will be scheduled to occur before or after practice in order to accommodate student-athlete's academic schedules. No interviews will be granted the day of a game. Student-athletes should not be contacted directly by the media.

**POST-GAME INTERVIEWS:** Head coach Scotty Walden and requested student-athletes will be available via a Zoom press conference postgame following a cooling-off period. Media members should request student-athletes by contacting Casey Crigger via e-mail prior to the five-minute mark of the fourth quarter.

**ON THE WEB:** The 2021 media guide, weekly game notes, statistics and schedules may be found on the world wide web at [www.LetsGoPeay.com](http://www.LetsGoPeay.com), Austin Peay State University's official athletics website. It may be accessed by using the QR code on the front page of this notes package or by visiting [LetsGoPeay.com/FBMedia](http://LetsGoPeay.com/FBMedia).

- **POST-GAME:** Following each game, home and away, Austin Peay's athletics communications staff will provide notes from the game and quotes from the postgame press conference through its media portal above.

### STAFF DIRECTORY

Name	Title	Email	Phone (931)
Cody Bush <sup>1</sup>	Assistant AD/Comms	<a href="mailto:bushc@apsu.edu">bushc@apsu.edu</a>	221-7561
Nathan Palcowski	Director	<a href="mailto:palcowskin@apsu.edu">palcowskin@apsu.edu</a>	221-6561
Casey Crigger <sup>2</sup>	Assistant Director	<a href="mailto:criggerc@apsu.edu">criggerc@apsu.edu</a>	221-6563
Alex Allard	Assistant	<a href="mailto:aallard@my.apsu.edu">aallard@my.apsu.edu</a>	221-7562

<sup>1</sup>-primary football contact | <sup>2</sup>-secondary football contact

#### MAILING ADDRESS:

APSU Athletics Communications Office  
 Box 4515  
 Clarksville, TN 37044

#### SHIPPING ADDRESS:

APSU Athletics Communications Office  
 681 Summer Street  
 Dunn Center, Room 227  
 Clarksville, TN 37040



**LETSGOPEAY.COM**  
 THE OFFICIAL ATHLETICS WEBSITE OF AUSTIN PEAY

## OHIO VALLEY CONFERENCE COMMUNICATIONS

**DIGITAL PRESS BOX:** The OVC Football Digital Press Box is a one-stop shop for gathering information about the OVC and its member schools. Media can access it at [www.OVCsports.com/football-pressbox](http://www.OVCsports.com/football-pressbox) or through links at [OVCsports.com](http://OVCsports.com).

**SOCIAL MEDIA:** Get breaking news about the OVC by following the OVC through Social Media. Check out the OVC sites at <http://www.twitter.com/OVCsports> and <http://www.facebook.com/ovcsports>. Also check out [www.YouTube.com/ohiovalleyconference](http://www.YouTube.com/ohiovalleyconference) and the league's blog at [OVCEXtra.com](http://OVCEXtra.com).

**WEEKLY NOTES:** The OVC will release its Players of the Week each Sunday afternoon throughout the season. The full weekly notes report will be released each Monday throughout the season by 5 p.m. CT. The report is available via e-mail, and is posted on the league's Web site in text and PDF versions. Statistics are updated after each gameday on the OVC Web site..

### STAFF DIRECTORY

Name	Title	Email	Phone (615)
Kyle Schwartz*	Assistant Commissioner	<a href="mailto:kschwartz@ovc.org">kschwartz@ovc.org</a>	690-6685
Heather Brown	Director	<a href="mailto:hbrown@ovc.org">hbrown@ovc.org</a>	690-6687

\*-primary football contact

# AUSTIN PEAY FOOTBALL

## ACROSS THE COUNTRY

### AFCA COACHES

RK	TEAM 1STS	W-L	PTS	PVS
1.	Sam Houston (27)	6-0	675	1
2.	North Dakota State	7-0	642	3
3.	Southern Illinois	6-1	603	4
4.	Villanova	6-1	599	5
5.	James Madison	6-1	567	6
6.	Montana State	7-1	511	8
7.	Eastern Washington	7-1	493	2
8.	Southeastern Louisiana	6-1	489	9
9.	UC Davis	7-1	445	10
10.	Kennesaw State	6-1	433	11
11.	Montana	5-2	359	12
12.	<b>UT Martin</b>	<b>6-1</b>	<b>357</b>	<b>13</b>
13.	South Dakota State	5-2	336	7
14.	ETSU	7-1	329	14
15.	Princeton	6-0	270	17
16.	Jackson State	6-1	234	20
17.	Northern Iowa	4-3	207	24
18.	VMI	5-2	183	23
19.	<b>Eastern Kentucky</b>	<b>5-2</b>	<b>175</b>	<b>22</b>
20.	Missouri State	4-3	148	18
21.	Harvard	5-1	134	16
22.	South Dakota	5-3	121	15
T-23.	Sacramento State	5-2	66	NR
T-23.	Weber State	3-4	66	NR
25.	Rhode Island	5-2	59	19

**Receiving Votes:** Chattanooga, 53; William & Mary, 27; Holy Cross, 21; Stephen F. Austin, 21; Monmouth (N.J.), 20; Prairie View A&M, 19; North Dakota, 18; Mercer, 16; Delaware, 15; Florida A&M, 14; Columbia, 10; Dartmouth, 9; Jacksonville St., 8; Yale, 8; UIW, 7; Nicholls, 3; Elon, 2; Furman, 2; Davidson, 1

### STATS PERFORM MEDIA

RK	TEAM (1STS)	W-L	PTS	PVS
1.	Sam Houston (44)	6-0	1,244	1
2.	North Dakota State (6)	7-0	1,201	3
3.	Southern Illinois	6-1	1,136	4
4.	Villanova	6-1	1,101	5
5.	James Madison	6-1	1,023	7
6.	Montana State	7-1	979	8
7.	Eastern Washington	7-1	963	2
8.	Southeastern Louisiana	6-1	909	9
9.	UC Davis	7-1	814	10
10.	South Dakota State	5-2	744	6
11.	Montana	5-2	736	11
12.	Kennesaw State	6-1	709	12
T-13.	ETSU	7-1	627	14
T-13.	<b>UT Martin</b>	<b>6-1</b>	<b>627</b>	<b>13</b>
15.	Sacramento State	5-2	525	19
16.	Northern Iowa	4-3	492	20
17.	Missouri State	4-3	343	17
18.	VMI	5-2	332	21
19.	Princeton	6-0	310	22
20.	Jackson State	6-1	285	24
21.	South Dakota	5-3	228	15
22.	UIW	5-2	223	16
23.	Weber State	3-4	166	NR
24.	Rhode Island	5-2	125	18
25.	<b>Eastern Kentucky</b>	<b>5-2</b>	<b>105</b>	<b>NR</b>

**Receiving Votes:** William & Mary 52, Prairie View A&M 46, Harvard 37, **Chattanooga 31**, Mercer 31, North Dakota 29, Delaware 24, Stephen F. Austin 10, Jacksonville State 9, Florida A&M 8, Duquesne 7, Dartmouth 6, Columbia 5

### #FEARTHEFCS

The six FCS wins over FBS programs in Week 1 were the most in one weekend since 2013. In addition, Montana's win against No. 20 Washington marked the sixth FCS win over a Top 25 FBS program. The FCS vs. FBS wins in Week 1 were:

- Eastern Washington 35, UNLV 33 (20T)
- UC Davis 19, Tulsa 17
- South Dakota State 42, Colorado State 23
- Montana 13, No. 20 Washington 7
- Holy Cross 38, UConn 28
- ETSU 23, Vanderbilt 3

Jacksonville State and Duquesne pushed the FCS win total to eight this season in Week 2 action. The nine wins are the most by FCS members since 2016 (10):

- Jacksonville State 20, Florida State 17
- Duquesne 28, Ohio 26

The FCS pushed its win total to 10 in Week 3 with a pair of victories. It is the most FCS vs. FBS wins since 2013:

- Incarnate Word 42, Texas State 34
- Northern Arizona 21, Arizona 19

### 2021 STATS PERFORM FCS NATIONAL PLAYERS OF THE WEEK

WK#	Offensive	Defensive	Specialist	Freshman
S04	Ren Hefley, Presbyterian	Pop Bush, New Hampshire Ryan Greenhagen, Fordham	Montrell Washington, Samford	Elijah Burris, Hampton
S11	Garris Schwarting, Charleston So.	Spencer Cuvelier, Northern Iowa	Ethan Ratke, James Madison	Shedeur Sanders, Jackson St.
S18	Eric Barriere, Eastern Washington	Jacob Dobbs, Holy Cross	Rich Carr, Maine	Jacari Carter, Merrimack
S25	Liam Welch, Samford	Darius Joiner, Western Illinois	Kenny Doak, Southeast Missouri	Darius Wilson, William & Mary
002	Fred Davis, Mercer	Jahari Kay, Sam Houston	Atkins Roberts, Wofford	Sy'Veon Wilkerson, Delaware St.
009	Cole Kelley, Southeastern Louisiana	Cam Dillon, Columbia	Josh McGrigg, Saint Francis	Demeatric Crenshaw, Youngstown St.
016	Eric Barriere, Eastern Washington	Devonnsha Maxwell, Chattanooga	Mekhai Johnson, Marist	Kobe Dillon, Southern
023	Davis Cheek, Elon	Ty French, Gardner-Webb	Jah'Marae Sheread, Florida A&M	Darius Hale, Central Arkansas
030				
N06				
N13				
N20				



# AUSTIN PEAY FOOTBALL

## ACROSS THE COUNTRY

### GOVS AS A TOP 25 TEAM

With its victory against Chattanooga in Week 1, Austin Peay recorded its 10th victory as a ranked team. Austin Peay also improved to 7-3 against ranked FCS foes over the last three seasons (H/T OVCSports.org). Below is the comprehensive list of games the Govs have played as a ranked opponent.

#### ASSOCIATED PRESS I-AA COACHES POLL ERA

Date	Opponent	Location	APSU	Opp	Res	Score	OT
------	----------	----------	------	-----	-----	-------	----

#### 1978

S23	• Western Kentucky	Bowling Green	10		L	13-17	
-----	--------------------	---------------	----	--	---	-------	--

#### 1979

S22	• Western Kentucky	Clarksville	8		L	20-24	
-----	--------------------	-------------	---	--	---	-------	--

#### STATS FCS POLL/AFCA FCS COACHES POLL ERA

#### 2018

S01	Georgia	Athens	22/23	3/4	L	0-45	
S08	Presbyterian	Clarksville	-/24		W	24-0	
S15	Morehead State	Morehead	-/23		W	78-40	
S22	• UT Martin	Martin	24/21		L	7-37	

#### 2019

O19	• Tennessee State	Nashville	20/19		L	24-26	
O26	• Tennessee Tech	Cookeville			W	58-21	
N02	• Eastern Kentucky	Richmond	-/25		W	28-21	
N09	• UT Martin	Clarksville	-/24		W	38-24	
N16	• Murray State	Murray	22/22		W	42-7	
N23	• Eastern Illinois	Clarksville	20/19		W	35-7	
N30	Furman	Clarksville	18/17	16/16	W	42-6	
D07	Sacramento State	Sacramento	18/17	3/3	W	42-28	
D14	Montana State	Bozeman	18/17	5/5	L	10-24	

#### 2020-21

A29	Central Arkansas	Montgomery	13/13	11/11	L	17-24	
S12	Pittsburgh	Pittsburgh	13/13	-/RV	L	0-55	
S19	Cincinnati	Cincinnati	13/13	13/14	L	20-55	
F21	• Tennessee Tech	Cookeville	13/13		L	21-27	

#### 2021

S02	Chattanooga	Chattanooga	20/25	18/18	W	30-20	
S11	Mississippi	Oxford	17/18	RV/20	L	17-54	
S18	Morehead State	Clarksville	19/21		W	59-35	
S25	Eastern Kentucky	Richmond	19/20		L	27-35	

### GOVS VS. THE FBS

Austin Peay has played 28 games against FBS teams in program history. The Governors lone win against the upper echelon came in 1987 when they upset Kansas State in Manhattan, Kansas.

Year	Date	Opponent	Location	AP#	Opp#	Res	Score
1980	N22	Arkansas State	Jonesboro			L	9-14
1985	S07	Cincinnati	Cincinnati			L	9-31
1987	S05	<b>Kansas State</b>	<b>Manhattan</b>			<b>W</b>	<b>26-22</b>
1987	N14	Cincinnati	Cincinnati			L	10-42
1988	O15	Toledo	Toledo			L	14-38
1993	S04	Cincinnati	Cincinnati			L	10-42
1996	S07	Arkansas State	Jonesboro			L	0-24
2002	O05	Troy	Troy			L	3-41
2010	S11	Middle Tennessee	Murfreesboro			L	33-56
2010	S25	Wisconsin	Madison		11/10	L	3-70
2011	S03	Cincinnati	Cincinnati			L	10-72
2011	S17	Memphis	Memphis			L	6-27
2012	S01	Western Kentucky	Bowling Green			L	10-49
2012	S08	Virginia Tech	Blacksburg		15/18	L	7-42
2013	A31	Tennessee	Knoxville			L	0-45
2013	S07	Vanderbilt	Nashville			L	3-38
2013	S21	Ohio	Athens			L	0-38
2014	A30	Memphis	Memphis			L	0-63
2015	S12	Southern Miss	Hattiesburg			L	6-52
2015	S19	Vanderbilt	Nashville			L	7-47
2016	S03	Troy	Troy			L	17-57
2016	N19	Kentucky	Lexington			L	13-49
2017	A31	Cincinnati	Cincinnati			L	14-26
2017	S09	Miami (Ohio)	Oxford			L	10-31
2017	O28	Central Florida	Orlando		18/17	L	33-73
2018	S01	Georgia	Athens	22/23	3/4	L	0-45
2020	S12	Pittsburgh	Pittsburgh	13/13	-/RV	L	0-55
2020	S19	Cincinnati	Cincinnati	13/13	13/14	L	20-55
2021	S11	Mississippi	Oxford	17/18	RV/20	L	17-54

# AUSTIN PEAY FOOTBALL

## THE OHIO VALLEY CONFERENCE

### 2021 STANDINGS

Standings	OVC	Pct.	PF	PA	ALL	Pct.	PF	PA	H	A	N	STR
12/13 UT Martin	2-0	1.000	76	41	6-1	.857	237	198	3-0	3-1	0-0	W6
Tennessee State	2-1	.667	62	60	4-3	.571	153	143	2-0	2-1	0-2	W3
Southeast Missouri	2-1	.667	94	56	2-6	.250	218	284	1-2	1-4	0-0	L2
<b>Austin Peay</b>	<b>1-1</b>	<b>.500</b>	<b>61</b>	<b>36</b>	<b>3-4</b>	<b>.429</b>	<b>216</b>	<b>204</b>	<b>1-2</b>	<b>2-2</b>	<b>0-0</b>	<b>W1</b>
Tennessee Tech	1-2	.333	55	65	3-5	.375	152	228	2-2	1-3	0-0	W1
Eastern Illinois	1-2	.333	45	70	1-7	.125	106	212	0-3	1-4	0-0	L3
Murray State	0-2	.000	30	95	3-4	.429	136	201	2-1	1-3	0-0	L1

### SCHEDULE

#### Saturday, Oct. 30

Eastern Illinois at Southeast Missouri, 1 p.m.

Austin Peay at #12 UT Martin, 2 p.m.

Murray at Tennessee State, 5 p.m.

### AROUND THE LEAGUE

UT Martin is the only undefeated team in Conference play while Austin Peay, Southeast Missouri and Tennessee State each have one loss...UTM has won six games in a row, which is its longest winning streak since its 2006 OVC Championship season...Tennessee State won its third-straight game, shutting out EIU 28-0, to improve to 2-1 in OVC play...It marked the first three-game winning streak for the team since 2017, and first shutout against an OVC (or Division I) opponent since 2013...Austin Peay snapped a three-game losing streak by topping rival Murray State for the fifth-straight time...UT Martin is ranked No. 12/13 in the major polls this week, its highest ranking since the 2006 season...Every current OVC team has been ranked at least one week in the Top 25 over the past five years (2016-20)...SEMO's Geno Hess is second nationally with 12 rushing touchdowns; he ranked first in that category last year (12)...Overall four OVC players rank in the Top 12 nationally in rushing touchdowns; the OVC is the only Conference with more than two players in the Top 12...For the fourth-straight week, Tennessee Tech's David Gist rushed for over 100 yards, becoming the first Golden Eagle player since Derek White in the 2007 campaign to have four consecutive 100-yard games...As of October 24, there are 15 former OVC players on NFL rosters (8 active, 4 practice squad, 3 injured reserve)...The OVC and Southland Conference announced plans for a football scheduling alliance for the 2022 and 2023 seasons; the planned collaboration will see institutions from each conference fill available non-conference dates on schedules in the next two years with a focus toward competitive balance and reasonable travel...More specific details on the alliance, including game matchups in 2022 and 2023, will be announced at a later date...This year the League consists of seven football-playing schools who will play a six-game Conference schedule; additionally, some OVC schools will play other OVC opponents in designated matchups that will not count in the Conference standings (four games total, all of which have now been completed)...Two OVC players were named to each the Walter Payton Award Watch List (Draylen Ellis, Geno Hess) and the Buck Buchanan Award Watch List (Marcis Floyd, Kordell Jackson); the awards are presented by Stats Perform to the National Offensive and Defensive Player of the Year at the FCS level...This year's FCS Playoffs will include 24 teams and the field will be announced on Sunday, November 21...The OVC has placed multiple teams in the FCS Playoffs seven times in the past 11 years; OVC teams have 12 playoff wins since 2013, including five Quarterfinal appearances and one National Championship game appearance...In 7 of the past 11 years, an OVC team has defeated a Football Bowl Subdivision (FBS) opponent...Last academic year (2020-21), 187 football student-athletes were named to the OVC Commissioner's Honor Roll for achieving a 3.25 GPA or better.

### 2021 OVC PLAYERS OF THE WEEK

Week	Offensive	Defensive	Specialist	Newcomer
S04	Preston Rice, MUR	<b>Johnathon Edwards, APSU</b>	Tyler Larco, UTM	Keon Howard, UTM
S11	Peyton Logan, UTM	D'Carrious Stephens, UTM	Logen Neidhardt, EIU	Keon Howard, UTM
S18	<b>Draylen Ellis, APSU</b> Peyton Logan, UTM	<b>Jack McDonald, APSU</b> John Ford, UTM	Zach Haynes, SEMO	Rodell Rahmaan, TSU
S25	Geno Hess, SEMO Keon Howard, UTM	Jordan Miles, EIU	Kenny Doak, SEMO Tyler Larco, UTM	Zoe Roberts, UTM
O02	Jeremy Hickbottom, TSU	Russell Dandy, EIU	Aaron Baum, MUR	Russell Dandy, EIU
O09	Geno Hess, SEMO Keon Howard, UTM	Brandon Mincey, SEMO	Hayden Olsen, TTU	Zak Wallace, UTM
O16	DJ Williams, MUR Zak Wallace, UTM	D'Carrious Stephens, UTM	Malik Honeycutt, MUR	DJ Williams, MUR
O23	<b>Ahmaad Tanner, APSU</b>	James Green, TSU Devin Squires, TTU	Kenny Doak, SEMO	Keon Howard, UTM
O30				
N06				
N13				
N20				

### KNOW YOUR FOE... FINDING OVC OPPONENT INFORMATION

School	SID	Website	Football Twitter	Radio Crew
Austin Peay	Cody Bush	LetsGoPeay.com	@GovsFB	Brian Rives, Van Stokes
Eastern Illinois	Rich Moser	EIUPanthers.com	@EIUPantherFB	Mike Bradd, Jack Ashmore
Murray State	Parker Griffith	GoRacers.com	@Racersfootball	Neal Bradley, Logan Stout/Dave Winder
Southeast Missouri	Jeff Honza	GoSoutheast.com	@SEMOfootball	Erik Sean, Rick Wieser
Tennessee State	Nick Guerriero	TSUTigers.com	@TSU_Tigers	Greg Pogue, Albert Dawson
Tennessee Tech	Thomas Corhern	TTUSports.com	@TnTechFootball	Roger Ealey, Buddy Pearson, Dylan Vazzano
UT Martin	Alex Boggis	UTMSports.com	@UTM_Football	Tom Britt, Chris Brinkley, John Abel

## THE ASUN CONFERENCE

## 2021 STANDINGS

Standings	ALL	Pct.	PF	PA	H	A	N	STR
10/12 Kennesaw State	6-1	.857	192	108	3-0	3-1	0-0	W5
19/25 Eastern Kentucky	5-2	.714	178	161	3-1	2-1	0-0	W4
RV/RV Jacksonville State	3-4	.429	119	203	2-1	1-2	0-1	L1
<b>Austin Peay</b>	<b>3-4</b>	<b>.429</b>	<b>216</b>	<b>204</b>	<b>1-2</b>	<b>2-2</b>	<b>0-0</b>	<b>W1</b>
Central Arkansas	3-4	.429	261	248	1-2	2-2	0-0	W1
North Alabama	2-6	.250	218	266	2-3	0-3	0-0	W2

## SCHEDULE

Saturday, Oct. 30

North Alabama at Monmouth, 11 a.m.

Gardner-Webb at Kennesaw State, 12 p.m.

Lamar at Eastern Kentucky, 1 p.m.

Central Arkansas at Jacksonville State, 1 p.m.

Austin Peay at #12 UT Martin, 2 p.m.

## GOVS SET TO JOIN ASUN BEGINNING JULY 2022

CLARKSVILLE—Austin Peay State University, in a move ratified by its Board of Trustees, announced an official move to the ASUN Conference beginning with the 2022-23 athletics season, with the conference quickly accepting the Governors as its full 13th member.

The Governors move to the ASUN after being members of the Ohio Valley Conference since 1962, during which time Austin Peay won 69 league titles—including 21 since 2010. All 17 of Austin Peay's intercollegiate athletic programs will move to the ASUN and upon joining the league will be immediately eligible for conference awards, postseason play and NCAA Tournament automatic berths.

Now the Govs are on the move, into an ASUN committed to becoming the next great FCS football conference. Beginning in Fall 2022, the Govs will be joined by football-playing members Central Arkansas, Eastern Kentucky, Jacksonville State, Kennesaw State and North Alabama—cementing the league with the necessary six members to guarantee an automatic bid to the FCS Playoffs. In addition to the football-playing members of the league, the Govs will regularly meet Bellarmine, Florida Gulf Coast, Jacksonville, Liberty, Lipscomb, North Florida and Stetson in league competition.

"I am excited to take this next step for the university and our athletics department," said Austin Peay President Dr. Michael Licari. "The ASUN Conference will help us showcase all of the great things we're doing athletically and academically. The ASUN will put us in new markets that will boost our recruiting ability and allow us to better engage our passionate alumni base. This is a move to position our University well both now and in the future."

During its last full year of competition (2018-19), the ASUN enjoyed its most successful postseason with 19 postseason wins. In addition, ASUN student-athletes have excelled academically. More than 70 percent of ASUN student-athletes earned a year-long 3.0 GPA each of the past three years. Those levels of success align perfectly with Austin Peay Director of Athletics Gerald Harrison's belief in the Total Gov Concept.

"This is an incredible day for our University, our athletes and coaches, and all citizens of Stacheville," Harrison said. "I could not be more excited to help lead Austin Peay into a new era of growth, which will help expand and enhance our brand, our footprint and the quality of our product both athletically and academically. As challenging as this opportunity is—and make no mistake, we are facing a step up in competition level—it's even more exciting to embark on this journey to elevate the profile of this department."

"From the beginning, I've said Austin Peay is a sleeping giant, a juggernaut hiding in plain sight with the right people in place to become great. Today is the next step down the path to greatness, and we are closer than ever to achieving the status we covet—to be the most complete athletics department in our league. And now, that league will be the ASUN."

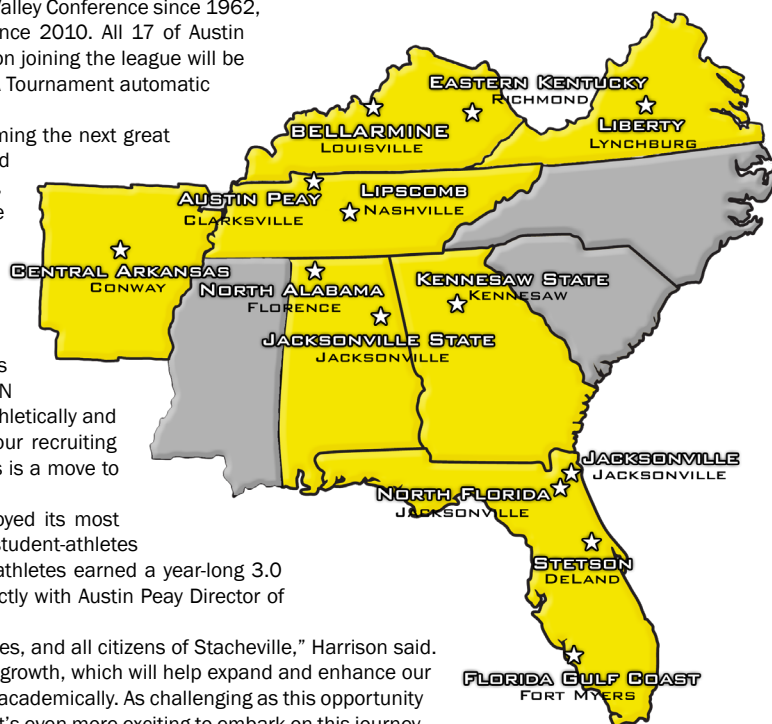
The ASUN will be in its 44th season when Austin Peay begins play in Fall 2022. The ASUN is now the 15th NCAA Division I conference to sponsor FCS football. The addition of football brought the total number of ASUN sponsored sports to 20.

This move will exponentially increase Austin Peay's market share. There are more than 10,000,000 television homes within the ASUN's seven-state footprint, with member institutions nestled inside seven of the area's top-10 regional TV markets. Additionally, states within the ASUN footprint have experienced tremendous population growth in recent years, at a growth rate of more than five percent over the last decade.

According to a recent study, there are more than 45,000 Austin Peay alumni living in and around the current ASUN footprint, furthering Austin Peay's ambitions to regularly and consistently visit those markets, the majority of which comprise major metropolitan areas around the southeastern United States, to connect with Governors past and future living in these locales.

"Austin Peay brings a tradition of success and a recognized brand that speaks to overall institutional achievement," ASUN Commissioner Ted Gumbart said. "The entire Clarksville area is growing and APSU is central to that dynamic. The Governors carry an institutional reputation of academic and athletic success that we are extremely proud to add to the ASUN. President Licari and Director of Athletics Harrison provide outstanding leadership to the university and its athletics program, and we value their vision for Austin Peay's continued growth and success. The ASUN will provide a tremendous home for Austin Peay, and our entire membership will benefit from having APSU as an ASUN member. This is a perfect example of a win-win partnership."

Austin Peay will officially complete the move to the ASUN on July 1, 2022.



## KNOW YOUR FOE... FINDING ASUN OPPONENT INFORMATION

School	SID	Website	Football Twitter	Radio Crew
Austin Peay	Cody Bush	LetsGoPeay.com	@GovsFB	Brian Rives, Van Stokes
Central Arkansas	Steve East	UCASports.com	@UCA_Football	Justin Acri, Chris Kane, RJ Hawk
Eastern Kentucky	Rixon Lane	EKUSports.com	@EKUFootball	Greg Stotelmyer, Jim Tirey, Wes Chandler
Jacksonville State	Josh Underwood	JSUGamecockSports.com	@JSUGamecockFB	Mike Parris, Ray Hammett
Kennesaw State	Michael Goss	KSUOWls.com	@KennesawStFB	Nolan Alexander, Barclay Miller, Jordan Griffitt
North Alabama	Jeff Hodges	RoarLions.com	@UNAFootball	Seth Cain, Jacob Tucker



# AUSTIN PEAY FOOTBALL

## GOVERNORS ROSTERS

### NUMERICAL

No.	Name	Pos.	Ht.	Wt.	Cl.	Hometown (Previous School)
0	Armond Carter Jr. 🏈	WR	5-10	189	Gr.	Nashville, Tenn./Smyrna HS
0	Troy Henderson Jr. 🏈	LB	5-11	222	Gr.	Cleveland, Ohio/St. Edward HS/Syracuse/Kennesaw State
1	Trey Goodman	WR	5-11	175	Fr.	Lawrenceville, Ga./Norcross HS
1	Kam Ruffin 🏈	DB	6-1	211	Gr.	Clinton, Miss./Clinton HS/Ole Miss
2	Baniko Harley 🏈	WR	6-0	227	Gr.	Birmingham, Ala./Ramsay HS
2	Johnathon Edwards 🏈	DB	6-2	192	Gr.	Philadelphia, Miss./Philadelphia HS/Northeast Miss. CC
3	Eugene Minter 🏈	WR	6-3	215	Gr.	Birmingham, Ala./Parker HS/Dodge City CC/Arkansas State
3	Jau'von Young	DL	6-1	266	Jr.	Nashville, Tenn./Republic HS
4	Koby Perry 🏈	DB	6-0	174	Gr.	Covington, Ga./Alcovy HS/Dodge City CC/Troy
4	Brian Snead	RB	6-1	212	R-Jr.	Tampa, Fla./Armwood HS/Ohio State/Iowa Western CC
5	Ahmaad Tanner 🏈	RB	6-0	205	Gr.	Dalton, Ga./Dalton HS
5	Joshua Rudolph	LB	5-10	225	Fr.	Montgomery, Ala./Park Crossing HS
6	Kory Chapman	DB	5-10	182	So.	Hoover, Ala./Hoover HS
6	Sheldon Layman	QB	6-1	192	Jr.	Mobile, Ala./McGill-Toolen Catholic HS/Memphis
7	Geordon Pollard	WR	6-2	186	Jr.	Birmingham, Ala./Pinson Valley HS
7	Darryl Sinclair II 🏈	DB	5-9	182	Gr.	Solon, Ohio/Solon HS/Ohio State
8	Isaiah Norman 🏈	DB	6-1	210	Gr.	Memphis, Tenn./Cordova HS
8	William Wilcox 🏈	TE	6-4	228	Gr.	Clarksville, Tenn./Northeast HS/Middle Tennessee
9	Kwame Sutton	DL	6-0	233	Sr.	Gaffney, S.C./Blacksburg HS
9	Draylen Ellis	QB	6-0	175	So.	Olive Branch, Miss./Kirby HS
10	Drae McCray	WR	5-8	176	Fr.	Tallahassee, Florida/North Florida Christian School
10	Brian Merritt	DL	6-0	306	Jr.	Moultrie, Ga./Colquitt County HS/Miss. Gulf Coast/Houston
11	Neyland Jean	QB	6-2	218	Fr.	Fayetteville, Tenn./Baylor School
11	Brodie Williams	DB	5-9	175	Fr.	Jonesboro, Ark./Jonesboro HS
12	Kam Thomas	WR	5-7	173	Fr.	Birmingham, Ala./Ramsay HS
12	Jaheim Ward	DB	6-1	186	Fr.	Moultrie, Ga./Colquitt County HS
13	Kordell Jackson 🏈	DB	5-10	185	Gr.	Birmingham, Ala./Ramsay HS
13	DJ Render 🏈	WR	5-11	181	Gr.	Mableton, Ga./North Cobb HS/Kansas State
14	Darryl Rogan	LB	6-1	209	Jr.	Nashville, Tenn./Pearl-Cohn HS
14	Rivers Hunt	QB	6-1	192	Fr.	Savannah, Tenn./Hardin County HS
15	Brock Lomax	QB	6-3	209	Jr.	Covington, Tenn./Covington HS
15	Antoine Williams	LB	6-1	200	So.	Birmingham, Ala./Pinson Valley HS
15	Jake Johnson	QB	6-1	175	R-Fr.	Knoxville, Tenn./Timber Creek HS (Fla.)/Rollins College
16	Bryce Robinson	QB	5-11	210	R-So.	Clarksville, Tenn./Clarksville Academy
16	Shamari Simmons	DB	5-11	197	Jr.	Ashland, Ala./Clay Central HS/Hutchinson CC
17	Brandon Lopes	LB	6-2	235	R-Jr.	Atlanta, Ga./Stockbridge HS
17	JaQuan Randolph	WR	5-11	177	So.	Lakeland, Fla./Lake Gibson HS
18	Jack McDonald 🏈	LB	6-0	210	Gr.	Brentwood, Tenn./Brentwood Academy
18	Joshua DeCambre 🏈	WR	6-4	212	Gr.	Staten Island, N.Y./Curtis HS/Wagner
19	Tre Shackelford	WR	5-11	193	Fr.	Decatur, Ala./Austin HS
19	Demetries Ford	DB	5-9	169	Jr.	South Miami, Fla./Christopher Columbus HS/Youngstown St.
20	Cole Deeds	K	6-3	181	R-Jr.	Fairhope, Ala./Fairhope HS/Mississippi State
20	Denver Parker	DB	5-9	182	Fr.	St. Louis, Mo./De Smet Jesuit HS
21	Devin Smith 🏈	DB	5-10	182	Gr.	Kennesaw, Ga./Harrison HS/Georgia Tech
21	Kellen Stewart	WR	5-8	155	Fr.	Rosenberg, Texas/B F Terry HS
22	KJ Murden	DB	5-10	171	So.	Bolivar, Tenn./Bolivar Central HS
22	Jevon Jackson	RB	5-8	200	Fr.	Decatur, Ala./Austin HS
23	CJ Evans Jr.	RB	5-8	180	So.	Mobile, Ala./McGill-Toolen HS
24	Nick Carozza	LB	6-1	224	So.	Alpharetta, Ga./Denmark HS
25	Cedarius Doss	DB	5-8	167	Jr.	Birmingham, Ala./Ramsey HS/Tuskegee
26	Hayden Whites	RB	5-8	158	Fr.	Fort Worth, Texas/Lake Country Christian HS
26	Tre Williams 🏈	LB	5-11	195	Gr.	Jonesboro, Ark./Forrest City HS/Southern Arkansas
27	Iven Dayton	RB	5-5	134	Fr.	Goodlettsville, Tenn./Pearl-Cohn Magnet HS
28	Jariel Wilson	RB	5-9	196	R-So.	Franklin, Tenn./Centennial HS
28	Conner Murphy	LB	6-1	187	So.	Murfreesboro, Tenn./Blackman HS
29	Luke Hayes	DB	5-8	150	So.	Murfreesboro, Tenn./Blackman HS
29	Manny Scott	WR	5-8	168	So.	Brentwood, Tenn./Brentwood Academy
32	Eddie Buxton Jr.	DB	5-11	187	Fr.	Cordova, Tenn./Lausanne Collegiate School
32	Cameron Goodson	WR	5-8	170	Fr.	Frisco, Texas/Cornerstone Christian
33	Jackson Griner	LB	6-1	213	Fr.	Columbus, Ga./Glenwood HS
34	Grant Wisdom	LB	5-10	245	So.	Muscle Shoals, Ala./Deshler HS
35	Riley Stephens	K	6-2	203	R-Fr.	New Smyrna Beach, Fla./Dr. Phillips HS/Central Florida
36	Hunter Scholato 🏈	LB	6-1	225	Gr.	Hendersonville, Tenn./Station Camp HS

### ALPHABETICAL

No.	Name	Pos
73	Aaren Alexander	OL
99	Terrell Allen	DL
87	Sam Armstead	TE
76	Jack Baker	OL
90	Damion Barber	DL
57	Garrett Bell	OL
52	Eric Bentley	DL
78	JD Broussard	OL
44	Elijah Brown	TE
49	Mylin Brown	LS
32	Eddie Buxton Jr.	DB
77	Gavin Campbell	OL
24	Nick Carozza	LB
0	Armond Carter Jr.	WR
71	Jacob Caughell	OL
6	Kory Chapman	DB
96	Ashton Chavis	DL
27	Iven Dayton	RB
18	Joshua DeCambre	WR
20	Cole Deeds	K
25	Cedarius Doss	DB
2	Johnathon Edwards	DB
9	Draylen Ellis	QB
23	CJ Evans Jr.	RB
19	Demetries Ford	DB
86	Tae Gayden	WR
98	DeTerias Glover	DL
1	Trey Goodman	WR
32	Cameron Goodson	WR
80	Daniel Green	WR
33	Jackson Griner	LB
2	Baniko Harley	WR
29	Luke Hayes	DB
0	Troy Henderson Jr	LB
41	Sam Howard	LB
14	Rivers Hunt	QB
22	Jevon Jackson	RB
13	Kordell Jackson	DB
11	Neyland Jean	QB
15	Jake Johnson	QB
54	Seth Johnson	OL
58	Breant Kendall III	OL
52	Chandler Kirton	OL
92	Hosea Knifeley Jr	DL
85	Brandon Lanier	TE
6	Sheldon Layman	QB
93	Elijah Leaupepe	LB
15	Brock Lomax	QB
17	Brandon Lopes	LB
97	Kenneth Martin	DL
10	Drae McCray	WR
18	Jack McDonald	LB
88	Marcus McGhee	WR
51	Colby McKee	OL
95	Elon McKenzie	DL
10	Brian Merritt	DL
3	Eugene Minter	WR
40	Si'les Modisett	WR
22	KJ Murden	DB
28	Conner Murphy	LB
45	Ethan Myers	LS
75	Kobe Nash	OL
8	Isaiah Norman	DB

# AUSTIN PEAY FOOTBALL

## GOVERNORS ROSTERS

### NUMERICAL

No.	Name	Pos.	Ht.	Wt.	Cl.	Hometown (Previous School)
39	Mikhail Prater	DB	6-0	182	R-So.	Clarksville, Tenn./Rossvie HS
40	Si'les Modisett	WR	5-11	175	Fr.	Dallas, Ga./Paulding County HS
41	Sam Howard	LB	6-2	220	So.	Birmingham, Ala./Shades Valley HS
44	Elijah Brown 🏆	TE	6-2	240	Gr.	Talbot, Tenn./Morristown West HS
44	Alex Whitmore	DL	6-1	253	Fr.	Memphis, Tenn./Whitehaven HS/Memphis Nighthawks
45	Ethan Myers	LS	6-1	205	So.	Murfreesboro, Tenn./Blackman HS
48	Will Spain	LS	5-11	210	Fr.	Memphis, Tenn./Christian Brothers HS/IMG Academy
49	Mylin Brown	LS	6-0	205	Fr.	Gahanna, Ohio/Gahanna Lincoln HS
50	Brennan Smith	OL	6-4	284	Fr.	Pensacola, Fla./Escambia HS
51	Colby McKee 🏆	OL	6-4	252	Gr.	Georgetown, Ky./Scott County HS
52	Chandler Kirton	OL	6-0	279	Fr.	Atlantic Beach, Fla./Duncan U Fletcher HS
52	Eric Bentley 🏆	DL	6-2	291	Gr.	Akron, Ohio/St. Vincent-St. Mary HS/Akron
53	Christian Wingfield	OL	6-7	308	Fr.	Riverdale, Ga./Hapeville Charter Academy
54	Seth Johnson 🏆	OL	6-3	314	Gr.	Nesbit, Miss./Lewisburg HS
55	Joe Ware 🏆	OL	6-3	309	Gr.	Crete, Ill./Crete-Monee HS/Bowling Green State
57	Garrett Bell	OL	6-3	290	R-Jr.	Hoover, Ala./Briarwood Christian School
58	Breant Kendall III	OL	6-2	278	So.	Dayton, Ohio/Northmont HS
63	Bucky Williams	OL	6-3	295	R-Jr.	Ringgold, Ga./Ringgold HS
67	Luke Reed	OL	6-0	274	Fr.	Milan, Tenn./South Gibson County HS
68	Parrish Pacetti	OL	6-4	292	Fr.	Hixson, Tenn./Hixson HS
69	Michael Treadwell	OL	6-1	289	So.	Knoxville, Tenn./Powell HS
71	Jacob Caughell	OL	6-0	264	R-So.	Apopka, Fla./Apopka HS
73	Aaren Alexander	OL	6-2	286	Fr.	Cordova, Tenn./Cordova HS
75	Kobe Nash	OL	6-2	333	Fr.	Madison, Ala./Buckhorn HS
76	Jack Baker	OL	6-1	283	Fr.	Nashville, Tenn./Fairview HS
77	Gavin Campbell	OL	6-4	288	R-So.	Olive Branch, Miss./DeSoto Central HS
78	JD Broussard	OL	6-5	314	So.	Athens, Ala./East Limestone HS
79	Anietie Ntekop	OL	6-3	267	Fr.	Roswell, Ga./Roswell HS
80	Daniel Green	WR	5-11	175	Fr.	Nashville, Tenn./Lipscomb Academy
81	Matt Rigney	P	6-4	204	R-So.	Newcastle, Australia/Independence HS/Middle Tennessee
82	Luke Springer	TE	6-4	220	So.	Gallatin, Tenn./Gallatin HS
83	Brody Swafford	WR	6-0	180	Fr.	Cleveland, Tenn./Walker Valley HS
85	Brandon Lanier	TE	6-2	238	So.	Cincinnati, Ohio/Mount Healthy HS
86	Tae Gayden	WR	6-2	183	Fr.	Rayville, La./Mangham HS
87	Demetri Scott	DL	6-4	250	So.	Louisville, Ky./DeSales HS
87	Sam Armstead	TE	6-4	208	Fr.	Nashville, Tenn./Stratford STEM Magnet School
88	Marcus McGhee	WR	6-0	200	So.	Birmingham, Ala./Homewood HS
88	Harrison Wilkes	OL	6-3	289	Fr.	Germantown, Tenn./Houston HS
89	Noah Williams	WR	6-2	226	Fr.	Calera, Ala./Calera HS
90	Damion Barber	DL	6-3	290	R-Sr.	Harrisburg, Pa./Harrisburg HS/Penn State
91	Tyree Pharr	DL	5-11	260	Fr.	Theodore, Ala./Theodore HS
91	Maddux Trujillo	K/P	6-1	160	Fr.	Flowery Branch, Ga./Flowery Branch HS
92	Hosea Knifeley Jr	DL	6-1	237	So.	Bowling Green, Ky./Butler HS
93	Elijah Leauepepe	LB	6-1	251	Fr.	Clarksville, Tenn./Northeast HS (Tenn.)
95	Elon McKenzie	DL	6-2	249	Fr.	Smiths, Ala./Central HS
96	Ashton Chavis	DL	6-1	259	Fr.	Clarksville, Tenn./Rossvie HS
97	Kenneth Martin	DL	6-1	286	R-So.	Naples, Fla./Gulf Coast HS/Florida Tech
98	DeTerias Glover	DL	6-1	259	Fr.	Kingsland, Ga./Camden County HS
99	Terrell Allen	DL	6-0	275	So.	North Little Rock, Ark./North Little Rock HS

### ALPHABETICAL

No.	Name	Pos
79	Anietie Ntekop	OL
68	Parrish Pacetti	OL
20	Denver Parker	DB
4	Koby Perry	DB
91	Tyree Pharr	DL
7	Geordon Pollard	WR
39	Mikhail Prater	DB
17	JaQuan Randolph	WR
67	Luke Reed	LB
13	DJ Render	WR
81	Matt Rigney	P
16	Bryce Robinson	QB
14	Darryl Rogan	LB
5	Joshua Rudolph	LB
1	Kam Ruffin	DB
36	Hunter Scholato	LB
87	Demetri Scott	DL
29	Manny Scott	WR
19	Tre Shackelford	WR
16	Shamari Simmons	DB
7	Darryl Sinclair II	DB
50	Brennan Smith	OL
21	Devin Smith	DB
4	Brian Snead	RB
48	Will Spain	LS
82	Luke Springer	TE
35	Riley Stephens	K
21	Kellen Stewart	WR
9	Kwame Sutton	DL
83	Brody Swafford	WR
5	Ahmaad Tanner	RB
12	Kam Thomas	WR
69	Michael Treadwell	OL
91	Maddux Trujillo	K/P
12	Jaheim Ward	DB
55	Joe Ware	OL
26	Hayden Whites	RB
44	Alex Whitmore	DL
8	William Wilcox	TE
88	Harrison Wilkes	OL
15	Antoine Williams	LB
11	Brodie Williams	DB
63	Bucky Williams	OL
89	Noah Williams	WR
26	Tre Williams	LB
28	Jariel Wilson	RB
53	Christian Wingfield	OL
34	Grant Wisdom	LB
3	Jau'von Young	DL

### PRONUNCIATION GUIDE

71 Jacob Caughell	caw-GULL	2 Baniko Harley	buh-NEE-ko	39 Mikhail Prater	like 'Michael'
18 Joshua DeCambre	de-cam-bruh	58 Breant Kendall III	BREE-ant	68 Parrish Pacetti	PUH-set-tee
25 Cedarius Doss	suh-DARIUS	52 Chandler Kirton	like "curtain"	6 Hunter Scholato	show-LAH-toe
19 Demetries Ford	duh-mee-trees	93 Elijah Leauepepe	lea-OW-pep-eh	91 Maddux Trujillo	true-hee-oh
98 DeTerias Glover	duh-TEAR-ee-us	40 Si'les Modisett	like "silas"	59 Jau'von Young	juh-VAWN
11 Neyland Green	KNEE-land	79 Anietie Ntekop	uh-knee-tay n-TEH-kop		

Austin Peay Football  
Austin Peay Overall Team Statistics (as of Oct 26, 2021)  
All games

Team Statistics	APSU	OPP
SCORING	216	204
Points Per Game	30.9	29.1
Points Off Turnovers	24	37
FIRST DOWNS	159	141
Rushing	60	63
Passing	78	65
Penalty	21	13
RUSHING YARDAGE	1178	1194
Yards gained rushing	1408	1353
Yards lost rushing	230	159
Rushing Attempts	266	278
Average Per Rush	4.4	4.3
Average Per Game	168.3	170.6
TDs Rushing	14	11
PASSING YARDAGE	1908	1465
Comp-Att-Int	165-304-8	120-235-7
Average Per Pass	6.3	6.2
Average Per Catch	11.6	12.2
Average Per Game	272.6	209.3
TDs Passing	13	15
TOTAL OFFENSE	3086	2659
Total Plays	570	513
Average Per Play	5.4	5.2
Average Per Game	440.9	379.9
KICK RETURNS: #-Yards	20-340	14-256
PUNT RETURNS: #-Yards	16-111	7-43
INT RETURNS: #-Yards	7-39	8-144
KICK RETURN AVERAGE	17.0	18.3
PUNT RETURN AVERAGE	6.9	6.1
INT RETURN AVERAGE	5.6	20.6
FUMBLES-LOST	15-5	10-6
PENALTIES-Yards	53-417	56-480
Average Per Game	59.6	68.6
PUNTS-Yards	38-1557	46-1971
Average Per Punt	41.0	42.8
Net punt average	38.3	38.7
KICKOFFS-Yards	43-2510	38-2143
Average Per Kick	58.4	56.4
Net kick average	39.0	40.9
TIME OF POSSESSION/Game	28:58	31:02
3RD-DOWN Conversions	57/132	36/107
3rd-Down Pct	43%	34%
4TH-DOWN Conversions	8/20	8/13
4th-Down Pct	40%	62%
SACKS BY-Yards	8-48	19-79
MISC YARDS	0	0
TOUCHDOWNS SCORED	22	18
FIELD GOALS-ATTEMPTS	8-10	4-7
ON-SIDE KICKS	0-0	0-0
RED-ZONE SCORES	(20-22) 91%	(23-28) 82%
RED-ZONE TOUCHDOWNS	(13-22) 59%	(19-28) 68%
PAT-ATTEMPTS	(20-21) 95%	(20-23) 87%
ATTENDANCE	18761	79067
Games/Avg Per Game	3/6254	4/19767
Neutral Site Games		0/0

Score by Quarters	1st	2nd	3rd	4th	OT	Total
Austin Peay	37	58	50	71	0	216
Opponents	43	53	71	37	0	204



Austin Peay Football  
Austin Peay Overall Individual Statistics (as of Oct 26, 2021)  
All games

Rushing	gp	att	gain	loss	net	avg	td	lg	avg/g
Tanner,Ahmaad	7	120	648	60	588	4.9	9	53	84.0
SNEAD, Brian	7	47	304	5	299	6.4	3	66	42.7
EVANS JR, CJ	7	27	158	12	146	5.4	1	40	20.9
LAYMAN, Sheldon	5	12	86	14	72	6.0	0	27	14.4
WILSON, Jariel	4	8	37	1	36	4.5	0	21	9.0
JACKSON, Jevon	1	5	35	0	35	7.0	1	17	35.0
ELLIS, Draylen	7	43	123	93	30	0.7	0	16	4.3
MCKEE, Colby	3	0	17	0	17	0.0	0	0	5.7
JEAN, Neyland	1	1	0	4	-4	-4.0	0	0	-4.0
TEAM	7	3	0	41	-41	-13.7	0	0	-5.9
Total	7	266	1408	230	1178	4.4	14	66	168.3
Opponents	7	278	1353	159	1194	4.3	11	48	170.6

Passing	gp	effic	comp-att-int	pct	yds	td	lg	avg/g
ELLIS, Draylen	7	113.07	147-272-8	54.0	1709	10	57	244.1
LAYMAN, Sheldon	5	139.67	17-27-0	63.0	168	2	35	33.6
JEAN, Neyland	1	345.20	1-2-0	50.0	31	1	31	31.0
HARLEY, Baniko	7	0.00	0-1-0	0.0	0	0	0	0.0
GOODMAN, Trey	6	0.00	0-1-0	0.0	0	0	0	0.0
TEAM	7	0.00	0-1-0	0.0	0	0	0	0.0
Total	7	115.85	165-304-8	54.3	1908	13	57	272.6
Opponents	7	118.54	120-235-7	51.1	1465	15	63	209.3

Receiving	gp	no.	yds	avg	td	lg	avg/g
HARLEY, Baniko	7	39	622	15.9	6	48	88.9
RENDER, DJ	7	36	311	8.6	1	37	44.4
McCRAE, Drae	7	34	415	12.2	2	57	59.3
MINTER, Eugene	7	16	182	11.4	2	34	26.0
EVANS JR, CJ	7	15	103	6.9	0	27	14.7
DeCAMBRE, Joshua	4	6	107	17.8	0	43	26.8
POLLARD, Geordon	4	6	59	9.8	0	20	14.8
Tanner,Ahmaad	7	6	41	6.8	1	14	5.9
GOODMAN, Trey	6	4	59	14.8	1	31	9.8
SNEAD, Brian	7	1	3	3.0	0	3	0.4
Parker,Jay	2	1	3	3.0	0	3	1.5
JACKSON, Jevon	1	1	1	1.0	0	1	1.0
ELLIS, Draylen	7	0	2	0.0	0	0	0.3
Total	7	165	1908	11.6	13	57	272.6
Opponents	7	120	1465	12.2	15	63	209.3

Punt Returns	no.	yds	avg	td	lg
THOMAS, Kam	8	65	8.1	0	41
HARLEY, Baniko	6	42	7.0	0	30
GOODMAN, Trey	2	4	2.0	0	4
Total	16	111	6.9	0	41
Opponents	7	43	6.1	0	18

Interceptions	no.	yds	avg	td	lg
EDWARDS, Johnathon	4	0	0.0	0	0
MCDONALD, Jack	1	32	32.0	1	32
NORMAN, Isaiah	1	7	7.0	0	7
CHAPMAN, Kory	1	0	0.0	0	0
Total	7	39	5.6	1	32
Opponents	8	144	18.0	1	41

Kick Returns	no.	yds	avg	td	lg
Parker,Jay	7	115	16.4	0	19
THOMAS, Kam	5	120	24.0	0	60
SNEAD, Brian	4	66	16.5	0	21
McCRAE, Drae	2	36	18.0	0	18
DeCAMBRE, Joshua	1	3	3.0	0	3
RANDOLPH, JaQuan	1	0	0.0	0	0
Total	20	340	17.0	0	60
Opponents	14	256	18.3	0	26

Fumble Returns	no.	yds	avg	td	lg
SMITH, Devin	1	5	5.0	0	5
Total	1	5	5.0	0	5
Opponents	1	39	39.0	0	39

Austin Peay Football  
Austin Peay Overall Individual Statistics (as of Oct 26, 2021)  
All games

Scoring	td	fg	PAT				dxp	saf	pts
			kick	rush	rcv	pass			
Tanner,Ahmaad	9	-	-	-	-	-	-	-	54
TRUJILLO, Maddux	-	6-10	20-21	-	-	-	-	-	38
HARLEY, Baniko	4	-	-	-	-	-	-	-	24
SNEAD, Brian	3	-	-	-	-	-	-	-	18
MINTER, Eugene	2	-	-	-	-	-	-	-	12
GOODMAN, Trey	1	-	-	1-1	-	1-4	-	-	8
McCRAY, Drae	1	-	-	-	-	-	-	-	6
JACKSON, Jevon	1	-	-	-	-	-	-	-	6
MCDONALD, Jack	1	-	-	-	-	-	-	-	6
BROWN, Elijah	-	-	-	-	1	-	-	-	2
ELLIS, Draylen	-	-	-	-	-	0-1	-	-	0
Total	22	6-10	20-21	1-1	1	1-5	-	-	216
Opponents	18	3-7	20-23	0-2	1	1-2	-	-	204

Total Offense	g	plays	rush	pass	total	avg/g
ELLIS, Draylen	7	315	30	1709	1739	248.4
Tanner,Ahmaad	7	120	588	0	588	84.0
SNEAD, Brian	7	47	299	0	299	42.7
LAYMAN, Sheldon	5	39	72	168	240	48.0
EVANS JR, CJ	7	27	146	0	146	20.9
WILSON, Jariel	4	8	36	0	36	9.0
JACKSON, Jevon	1	5	35	0	35	35.0
JEAN, Neyland	1	3	-4	31	27	27.0
MCKEE, Colby	3	0	17	0	17	5.7
TEAM	7	4	-41	0	-41	-5.9
Total	7	570	1178	1908	3086	440.9
Opponents	7	513	1194	1465	2659	379.9

Field Goals	fg	pct.	01-19	20-29	30-39	40-49	50-99	lg	blk
TRUJILLO, Maddux	6-8	75.0	0-0	3-3	1-3	2-2	0-0	45	0

FG Sequence	Austin Peay	Opponents
Chattanooga	-	-
Ole Miss	-	-
Morehead St.	31,(45)	(35)
Eastern Kentucky	(29),(36)	-
Tennessee St.	39,(25),(24),(40)	29,(24),48
Southeast Mo. St.	-	(27),52
Murray St.	-	-

Punting	no.	yds	avg	lg	tb	fc	i20	50+	blk
RIGNEY, Matt	36	1492	41.4	60	3	13	9	7	0
LAYMAN, Sheldon	2	65	32.5	41	0	0	1	0	0
Total	38	1557	41.0	60	3	13	10	7	0
Opponents	46	1971	42.8	66	4	15	11	8	0

Kickoffs	no.	yds	avg	tb	ob	retn	net	ydln
STEPHENS, Riley	43	2510	58.4	23	4			
Total	43	2510	58.4	23	4	18.3	39.0	25
Opponents	38	2143	56.4	10	1	17.0	40.9	24

Numbers in (parentheses) indicate field goal was made.

Austin Peay Football  
Austin Peay Overall Individual Statistics (as of Oct 26, 2021)  
All games

All Purpose	g	rush	rcv	pr	kr	ir	total	avg/g
HARLEY, Banik	7	0	622	42	0	0	664	94.9
Tanner,Ahmaad	7	588	41	0	0	0	629	89.9
McCRAy, Drae	7	0	415	0	36	0	451	64.4
SNEAD, Brian	7	299	3	0	66	0	368	52.6
RENDER, DJ	7	0	311	0	0	0	311	44.4
EVANS JR, CJ	7	146	103	0	0	0	249	35.6
THOMAS, Kam	4	0	0	65	120	0	185	46.2
MINTER, Eugen	7	0	182	0	0	0	182	26.0
Parker,Jay	2	0	3	0	115	0	118	59.0
DeCAMBRE, Jo	4	0	107	0	3	0	110	27.5
LAYMAN, Sheld	5	72	0	0	0	0	72	14.4
GOODMAN, Tre	6	0	59	4	0	0	63	10.5
POLLARD, Geor	4	0	59	0	0	0	59	14.8
JACKSON, Jevo	1	35	1	0	0	0	36	36.0
WILSON, Jariel	4	36	0	0	0	0	36	9.0
ELLIS, Draylen	7	30	2	0	0	0	32	4.6
MCDONALD, Ja	7	0	0	0	0	32	32	4.6
MCKEE, Colby	3	17	0	0	0	0	17	5.7
NORMAN, Isaia	7	0	0	0	0	7	7	1.0
JEAN, Neyland	1	-4	0	0	0	0	-4	-4.0
TEAM	7	-41	0	0	0	0	-41	-5.9
Total	7	1178	1908	111	340	39	3576	510.9
Opponents	7	1194	1465	43	256	144	3102	443.1



Austin Peay Football  
Austin Peay Overall Defensive Statistics (as of Oct 26, 2021)  
All games

##	Defensive Leaders	gp	Tackles				Sacks no-yds	Pass defense			Fumbles		blkd	
			ua	a	tot	tfl/yds		int-yds	brup	qbh	rcv-yds	ff	kick	saf
1L	MCDONALD, Jack	7	18	30	48	3.5-9	.	1-32	.	4	.	1	.	.
4D	PERRY, Koby	7	29	16	45	3.0-18	.	.	1	2	.	1	.	.
0D	HENDERSON JR, Troy	7	20	23	43	.	.	.	.	1	.	.	.	.
1S	SIMMONS, Shamari	7	22	14	36	.	.	.	5	.	.	1	.	.
1X	JACKSON, Kordell	4	18	8	26	2.0-28	1.0-11	.	1	1	.	.	.	.
99	ALLEN, Terrell	7	10	15	25	6.5-22	1.0-7	.	.	7	.	.	.	.
2D	EDWARDS, Johnathon	7	15	10	25	.	.	4-0	3	1	2-0	.	.	.
1D	RUFFIN, Kam	5	12	8	20	2.0-9	.	.	1	.	.	.	.	.
3D	Young,Jau'von	6	6	13	19	2.0-3	.	.	.	2	.	.	.	.
6D	CHAPMAN, Kory	5	8	10	18	.	.	1-0	3	.	.	.	.	.
5E	BENTLEY, Eric	7	5	13	18	1.0-2	.	.	1	3	.	.	.	.
1C	FORD, Demetries	7	11	7	18	.	.	.	3	1	.	.	.	.
8D	NORMAN, Isaiah	7	13	4	17	1.0-1	.	1-7	1	3	.	.	.	.
1E	ROGAN, Darryl	4	9	7	16	3.0-6	.	.	.	4	.	.	.	.
36	SCHOLATO, Hunter	5	2	10	12	0.5-1	.	.	.	1	.	.	.	.
1N	LOPES, Brandon	7	8	3	11	0.5-2	.	.	.	1	1-0	.	.	.
5D	RUDOLPH, Joshua	3	7	4	11	.	.	.	.	.	.	.	.	.
90	BARBER, Damion	6	7	3	10	.	.	.	.	.	.	.	2	.
	Jackson,Kordell	1	4	4	8	.	.	.	1	.	.	.	.	.
1M	WILLIAMS, Antoine	6	4	3	7	.	.	.	.	.	1-0	1	.	.
41	HOWARD, Sam	7	4	2	6	.	.	.	.	.	.	.	.	.
1Z	WILLIAMS, Brodie	4	1	4	5	.	.	.	.	.	.	.	.	.
4E	WHITMORE, Alex	6	2	3	5	0.5-1	.	.	.	1	.	.	.	.
2N	MURPHY, Conner	5	3	2	5	1.0-17	1.0-17	.	.	.	.	1	.	.
2X	HAYES, Luke	2	2	2	4	0.5-1	.	.	.	.	.	.	.	.
8E	SCOTT, Demetri	6	2	2	4	1.0-13	1.0-13	.	.	4	.	.	.	.
92	KNIFELEY JR, Hosea	3	3	1	4	.	.	.	.	.	.	.	.	.
1B	WARD, Jaheim	4	1	2	3	.	.	.	.	.	.	.	.	.
2B	SMITH, Devin	7	2	1	3	.	.	.	.	.	1-5	.	.	.
98	Glover,DeTeras	2	1	2	3	.	.	.	.	.	.	.	.	.
9D	SUTTON, Kwame	3	2	.	2	.	.	.	.	1	.	.	.	.
97	MARTIN, Kenneth	6	1	1	2	.	.	.	.	3	.	.	.	.
3	MINTER, Eugene	7	2	.	2	.	.	.	.	.	.	.	.	.
7D	SINCLAIR, Darryl	5	1	1	2	.	.	.	.	.	.	.	.	.
44	BROWN, Elijah	4	.	1	1	.	.	.	.	.	.	.	.	.
2L	CAROZZA, Nick	6	1	.	1	.	.	.	.	1	.	.	.	.
57	BELL, Garrett	5	.	1	1	.	.	.	.	.	.	.	.	.
85	LANIER, Brandon	6	1	.	1	.	.	.	.	.	.	.	.	.
33	GRINER, Jackson	3	1	.	1	.	.	.	.	.	.	.	.	.
1G	MERRITT, Brian	1	.	1	1	.	.	.	.	.	.	.	.	.
2M	WILLIAMS, Tre	5	1	.	1	.	.	.	.	.	.	.	.	.
51	MCKEE, Colby	3	1	.	1	.	.	.	.	.	.	.	.	.
23	EVANS JR, CJ	7	.	1	1	.	.	.	.	.	.	.	.	.
10	McCRAE, Drae	7	1	.	1	.	.	.	.	.	.	.	.	.
TM	TEAM	7	1	.	1	.	.	.	.	.	.	.	.	.
2	HARLEY, Baniko	7	1	.	1	.	.	.	.	.	.	.	.	.
2Z	MURDEN, KJ	1	.	.	.	.	.	.	1	.	.	.	.	.
9E	Pharr,Tyree	2	.	.	.	.	.	.	.	1	.	.	.	.
87	ARMSTEAD, Sam	1	.	.	.	.	.	.	.	1	.	.	.	.
Total			7	263	232	495	28-148	8-48	7-39	21	43	5-5	5	2
Opponents			7	308	220	528	39-211	19-79	8-144	38	20	3-39	9	.

Austin Peay Football  
Austin Peay Team Game-by-Game (as of Oct 26, 2021)  
All games

TEAM STATISTICS

		Rushing				Receiving				Passing				Kick Returns				Punt Returns				tot		
Date	Opponent	no.	yds	td	lg	no.	yds	td	lg	cmp	att	int	yds	td	lg	no.	yds	td	lg	no.	yds	td	lg	off
Sep 02	at Chattanooga	40	134	0	31	24	322	4	57	24-35-2	322	4	57	4	89	0	60	0	-2	0	0	0	456	
Sep 11	at Ole Miss	38	114	1	40	24	260	1	51	24-44-0	260	1	51	6	97	0	19	0	0	0	0	0	374	
Sep 18	MOREHEAD ST.	40	199	3	26	22	381	4	52	22-38-0	381	4	52	2	3	0	3	5	64	0	41	580		
Sep 25	at Eastern Kentucky	36	102	2	34	27	298	1	41	27-55-3	298	1	41	3	70	0	32	5	34	0	30	400		
Oct 02	TENNESSEE ST.	30	129	1	66	25	254	1	31	25-55-0	254	1	31	4	68	0	20	2	8	0	8	383		
Oct 09	SOUTHEAST MO. ST.	26	137	2	53	28	259	0	37	28-53-3	259	0	37	1	13	0	13	1	1	0	0	396		
Oct 23	at Murray St.	56	363	5	44	15	134	2	35	15-24-0	134	2	35	0	0	0	0	3	6	0	4	497		
		266	1178	14	66	165	1908	13	57	165-304-8	1908	13	57	20	340	0	60	16	111	0	41	3086		
Opponents		278	1194	11	48	120	1465	15	63	120-235-7	1465	15	63	14	256	0	26	7	43	0	18	2659		

Games: 7 • Avg/rush: 4.4 • Avg/catch: 11.6 • Pass eff: 115.85 • KR avg: 17.0 • PR avg: 6.9 • All purpose avg/game: 510.9 • Total offense avg/gm: 440.9

Date	Opponent	Tackles				Sacks no-yds	Fumble		Pass Defense			blkd kick	PAT Attempts			off		
		ua	a	total	tfl-yds		ff	fr-yds	int-yds	qbh	brup		kick	rush	rcv	saf	t/o	pts
Sep 02	at Chattanooga	35	18	53	0.0-27	2.0-0	0	0-0	2-0	5	4	0	3-3	0	0	0	7	3
Sep 11	at Ole Miss	45	38	83	0.0-14	2.0-0	1	0-0	0-0	4	3	0	2-2	0	0	0	0	2
Sep 18	MOREHEAD ST.	32	36	68	6.0-12	0.0-0	0	0-0	2-32	15	5	0	6-6	0	1	0	7	59
Sep 25	at Eastern Kentucky	26	34	60	7.0-23	1.0-7	1	1-0	0-0	4	3	0	3-3	0	0	0	3	27
Oct 02	TENNESSEE ST.	37	34	71	5.0-23	1.0-13	0	1-0	0-0	9	2	1	1-1	0	0	0	0	22
Oct 09	SOUTHEAST MO. ST.	43	44	87	6.0-23	1.0-11	1	1-0	1-0	2	2	1	0-0	1	0	0	0	14
Oct 23	at Murray St.	45	28	73	4.0-26	1.0-17	2	2-5	2-7	4	2	0	5-6	0	0	0	7	47
Opponents		263	232	495	28.0-148	4.0-48	5	5-5	7-39	43	21	2	20-21	1	1	0	24	174
		308	220	528	39.0-211	11.0-79	9	3-39	8-144	20	38	0	20-23	0	1	0	37	139

Date	Opponent	Punting					Field Goals					Kickoffs				
		no.	yds	avg	long	blkd	md-att	long	blkd	no.	yds	avg	tb	ob		
Sep 02	at Chattanooga	7	274	39.1	48	0	1-1	0	0	6	301	50.2	3	1		
Sep 11	at Ole Miss	4	167	41.8	55	0	1-1	0	0	4	256	64.0	2	0		
Sep 18	MOREHEAD ST.	5	201	40.2	56	0	1-2	45	0	10	602	60.2	5	1		
Sep 25	at Eastern Kentucky	6	204	34.0	50	0	2-2	36	0	6	365	60.8	4	0		
Oct 02	TENNESSEE ST.	8	373	46.6	60	0	3-4	40	0	6	340	56.7	5	1		
Oct 09	SOUTHEAST MO. ST.	3	147	49.0	55	0	0-0	0	0	3	188	62.7	1	0		
Oct 23	at Murray St.	5	191	38.2	48	0	0-0	0	0	8	458	57.2	3	1		
Opponents		38	1557	41.0	60	0	8-10	45	0	43	2510	58.4	23	4		
		46	1971	42.8	66	0	4-7	35	0	38	2143	56.4	10	1		

Austin Peay Football  
Austin Peay Opponent Game-by-Game (as of Oct 26, 2021)  
All games

OPPONENT STATISTICS

		Rushing				Receiving				Passing				Kick Returns				Punt Returns				tot		
Date	Opponent	no.	yds	td	lg	no.	yds	td	lg	cmp	att	int	yds	td	lg	no.	yds	td	lg	no.	yds	td	lg	off
Sep 02	at Chattanooga	34	99	2	18	11	132	1	28	11-26-2	132	1	28	2	39	0	24	0	1	0	1		231	
Sep 11	at Ole Miss	43	336	1	34	24	294	5	49	24-39-0	294	5	49	2	49	0	26	0	1	0	1		630	
Sep 18	MOREHEAD ST.	32	121	2	28	27	345	3	47	27-59-2	345	3	47	3	51	0	22	0	0	0	0		466	
Sep 25	at Eastern Kentucky	33	108	2	20	12	160	2	31	12-21-0	160	2	31	1	24	0	20	2	0	0	0		268	
Oct 02	TENNESSEE ST.	42	184	1	48	18	301	2	63	18-34-0	301	2	63	0	0	0	0	2	26	0	18		485	
Oct 09	SOUTHEAST MO. ST.	56	197	3	18	10	93	1	22	10-23-1	93	1	22	2	40	0	22	2	15	0	16		290	
Oct 23	at Murray St.	38	149	0	33	18	140	1	22	18-33-2	140	1	22	4	53	0	19	1	0	0	0		289	
		278	1194	11	48	120	1465	15	63	120-235-7	1465	15	63	14	256	0	26	7	43	0	18		2659	
Austin Peay		266	1178	14	66	165	1908	13	57	165-304-8	1908	13	57	20	340	0	60	16	111	0	41		3086	

Games: 7 • Avg/rush: 4.3 • Avg/catch: 12.2 • Pass eff: 118.54 • KR avg: 18.3 • PR avg: 6.1 • All purpose avg/game: 443.1 • Total offense avg/gm: 379.9

Date	Opponent	Tackles				Sacks no-yds	Fumble		Pass Defense			blkd kick	PAT Attempts			off		
		ua	a	total	tfl-yds		ff	fr-yds	int-yds	qbh	brup		kick	rush	rcv	saf	t/o	pts
Sep 02	at Chattanooga	52	14	66	0.0-26	3.0-0	3	0-0	2-20	3	3	0	2-3	0	0	0	0	2
Sep 11	at Ole Miss	37	52	89	0.0-34	5.0-0	2	0-0	0-0	7	6	0	7-7	0	0	0	0	7
Sep 18	MOREHEAD ST.	32	48	80	9.0-26	1.0-4	0	0-0	0-0	0	3	0	2-2	0	0	0	0	35
Sep 25	at Eastern Kentucky	48	34	82	10.0-40	4.0-23	1	0-0	3-97	4	13	0	5-5	0	0	0	14	35
Oct 02	TENNESSEE ST.	43	28	71	7.0-34	4.0-30	1	0-0	0-0	4	4	0	1-2	0	1	0	0	24
Oct 09	SOUTHEAST MO. ST.	44	14	58	6.0-23	1.0-8	2	3-39	3-27	2	6	0	3-4	0	0	0	16	30
Oct 23	at Murray St.	52	30	82	7.0-28	1.0-14	0	0-0	0-0	0	3	0	0-0	0	0	0	0	6
Austin Peay		308	220	528	39.0-211	11.0-79	9	3-39	8-144	20	38	0	20-23	0	1	0	37	139
		263	232	495	28.0-148	4.0-48	5	5-5	7-39	43	21	2	20-21	1	1	0	24	174

		Punting									Field Goals			Kickoffs				
Date	Opponent	no.	yds	avg	long	blkd	tb	fc	50+	i20	md-att	long	blkd	no.	yds	avg	tb	ob
Sep 02	at Chattanooga	9	380	42.2	66	0	0	3	2	2	0-0	0	0	4	244	61.0	0	0
Sep 11	at Ole Miss	2	98	49.0	49	0	1	1	0	1	1-1	0	0	9	573	63.7	3	0
Sep 18	MOREHEAD ST.	7	335	47.9	62	0	0	1	3	1	1-1	35	0	6	230	38.3	0	1
Sep 25	at Eastern Kentucky	9	380	42.2	55	0	2	1	2	2	0-0	0	0	6	386	64.3	3	0
Oct 02	TENNESSEE ST.	7	285	40.7	58	0	1	2	1	1	1-3	24	0	5	306	61.2	1	0
Oct 09	SOUTHEAST MO. ST.	6	246	41.0	49	0	0	4	0	3	1-2	27	0	6	299	49.8	2	0
Oct 23	at Murray St.	6	247	41.2	47	0	0	3	0	1	0-0	0	0	2	105	52.5	1	0
		46	1971	42.8	66	0	4	15	8	11	4-7	35	0	38	2143	56.4	10	1
Austin Peay		38	1557	41.0	60	0	3	13	7	10	8-10	45	0	43	2510	58.4	23	4



Austin Peay Football  
Austin Peay Game Superlatives (as of Oct 26, 2021)  
All games

INDIVIDUAL GAME HIGHS

Rushes	21	TANNER, Ahmaad at Murray St. (Oct 23, 2021)
Yards Rushing	134	TANNER, Ahmaad at Murray St. (Oct 23, 2021)
TD Rushes	3	TANNER, Ahmaad at Murray St. (Oct 23, 2021)
Long Rush	66	SNEAD, Brian vs Tennessee St. (Oct 02, 2021)
Pass attempts	55	ELLIS, Draylen at Eastern Kentucky (Sep 25, 2021)
Pass completions	28	ELLIS, Draylen vs Southeast Mo. St. (Oct 09, 2021)
Yards Passing	350	ELLIS, Draylen vs Morehead St. (Sep 18, 2021)
TD Passes	4	ELLIS, Draylen at Chattanooga (Sep 02, 2021)
Long Pass	57	ELLIS, Draylen at Chattanooga (Sep 02, 2021)
Receptions	11	RENDER, DJ vs Southeast Mo. St. (Oct 09, 2021)
Yards Receiving	136	HARLEY, Baniko at Eastern Kentucky (Sep 25, 2021)
TD Receptions	2	MINTER, Eugene vs Morehead St. (Sep 18, 2021)
Long Reception	57	McCRAE, Drae at Chattanooga (Sep 02, 2021)
Field Goals	3	TRUJILLO, Maddux vs Tennessee St. (Oct 02, 2021)
Long Field Goal	45	TRUJILLO, Maddux vs Morehead St. (Sep 18, 2021)
Punts	8	RIGNEY, Matt vs Tennessee St. (Oct 02, 2021)
Punting Avg	49.0	RIGNEY, Matt vs Southeast Mo. St. (Oct 09, 2021)
Long Punt	60	RIGNEY, Matt vs Tennessee St. (Oct 02, 2021)
Punts inside 20	3	RIGNEY, Matt at Chattanooga (Sep 02, 2021)
	3	RIGNEY, Matt vs Morehead St. (Sep 18, 2021)
Long Punt Return	41	THOMAS, Kam vs Morehead St. (Sep 18, 2021)
Long Kickoff Return	60	THOMAS, Kam at Chattanooga (Sep 02, 2021)
Tackles	12	JACKSON, Kordell vs Southeast Mo. St. (Oct 09, 2021)
Sacks	1.0	ALLEN, Terrell at Eastern Kentucky (Sep 25, 2021)
	1.0	SCOTT, Demetri vs Tennessee St. (Oct 02, 2021)
	1.0	JACKSON, Kordell vs Southeast Mo. St. (Oct 09, 2021)
	1.0	MURPHY, Conner at Murray St. (Oct 23, 2021)
Tackles For Loss	2.5	ALLEN, Terrell vs Morehead St. (Sep 18, 2021)
Interceptions	2	EDWARDS, Johnathon at Chattanooga (Sep 02, 2021)

Austin Peay Football  
Austin Peay Game Superlatives (as of Oct 26, 2021)  
All games

TEAM GAME HIGHS

Rushes	56	at Murray St. (Oct 23, 2021)
Yards Rushing	363	at Murray St. (Oct 23, 2021)
Yards Per Rush	6.5	at Murray St. (Oct 23, 2021)
TD Rushes	5	at Murray St. (Oct 23, 2021)
Pass attempts	55	at Eastern Kentucky (Sep 25, 2021)
	55	vs Tennessee St. (Oct 02, 2021)
Pass completions	28	vs Southeast Mo. St. (Oct 09, 2021)
Yards Passing	381	vs Morehead St. (Sep 18, 2021)
Yards Per Pass	10.0	vs Morehead St. (Sep 18, 2021)
TD Passes	4	at Chattanooga (Sep 02, 2021)
	4	vs Morehead St. (Sep 18, 2021)
Total Plays	91	at Eastern Kentucky (Sep 25, 2021)
Total Offense	580	vs Morehead St. (Sep 18, 2021)
Yards Per Play	7.4	vs Morehead St. (Sep 18, 2021)
Points	59	vs Morehead St. (Sep 18, 2021)
Sacks By	2	at Chattanooga (Sep 02, 2021)
	2	at Ole Miss (Sep 11, 2021)
First Downs	26	at Ole Miss (Sep 11, 2021)
	26	vs Morehead St. (Sep 18, 2021)
	26	vs Tennessee St. (Oct 02, 2021)
Penalties	11	at Chattanooga (Sep 02, 2021)
	11	vs Morehead St. (Sep 18, 2021)
	11	at Eastern Kentucky (Sep 25, 2021)
Penalty Yards	107	at Chattanooga (Sep 02, 2021)
Turnovers	6	vs Southeast Mo. St. (Oct 09, 2021)
Interceptions By	2	at Chattanooga (Sep 02, 2021)
	2	vs Morehead St. (Sep 18, 2021)
	2	at Murray St. (Oct 23, 2021)
Punts	8	vs Tennessee St. (Oct 02, 2021)
Punting Avg	49.0	vs Southeast Mo. St. (Oct 09, 2021)
Long Punt	60	vs Tennessee St. (Oct 02, 2021)
Punts inside 20	3	at Chattanooga (Sep 02, 2021)
	3	vs Morehead St. (Sep 18, 2021)
	3	at Murray St. (Oct 23, 2021)
Long Punt Return	41	vs Morehead St. (Sep 18, 2021)

Austin Peay Football  
Austin Peay Game Superlatives (as of Oct 26, 2021)  
All games

OPPONENT INDIVIDUAL GAME HIGHS

Rushes	29	Starling,Devon, vs Tennessee St. (Oct 02, 2021)
Yards Rushing	120	Starling,Devon, vs Tennessee St. (Oct 02, 2021)
TD Rushes	3	Hess,Geno, vs Southeast Mo. St. (Oct 09, 2021)
Long Rush	48	Hickbottom,Gere, vs Tennessee St. (Oct 02, 2021)
Pass attempts	50	Pappas,Mark, vs Morehead St. (Sep 18, 2021)
Pass completions	21	Corral,Matt, at Ole Miss (Sep 11, 2021)
	21	Pappas,Mark, vs Morehead St. (Sep 18, 2021)
Yards Passing	301	Hickbottom,Gere, vs Tennessee St. (Oct 02, 2021)
TD Passes	5	Corral,Matt, at Ole Miss (Sep 11, 2021)
Long Pass	63	Hickbottom,Gere, vs Tennessee St. (Oct 02, 2021)
Receptions	7	Mingo,Jonathan, at Ole Miss (Sep 11, 2021)
Yards Receiving	129	Rahmaan,Rodell, vs Tennessee St. (Oct 02, 2021)
TD Receptions	2	Mingo,Jonathan, at Ole Miss (Sep 11, 2021)
	2	Drummond,Dontar, at Ole Miss (Sep 11, 2021)
	2	Daly,Kyle, vs Morehead St. (Sep 18, 2021)
	2	Rahmaan,Rodell, vs Tennessee St. (Oct 02, 2021)
Long Reception	63	Rahmaan,Rodell, vs Tennessee St. (Oct 02, 2021)
Field Goals	1	Costa,Caden, at Ole Miss (Sep 11, 2021)
	1	Foster,Andrew, vs Morehead St. (Sep 18, 2021)
	1	Zita,Antonio, vs Tennessee St. (Oct 02, 2021)
	1	Doak,Kenny, vs Southeast Mo. St. (Oct 09, 2021)
Long Field Goal	35	Foster,Andrew, vs Morehead St. (Sep 18, 2021)
Punts	9	RICHARDS, P., at Eastern Kentucky (Sep 25, 2021)
Punting Avg	49.0	Brown,Mac, at Ole Miss (Sep 11, 2021)
Long Punt	66	Boring,Gabe, at Chattanooga (Sep 02, 2021)
Punts inside 20	3	Haynes,Zach, vs Southeast Mo. St. (Oct 09, 2021)
Long Punt Return	18	Johnson,Dayron, vs Tennessee St. (Oct 02, 2021)
Long Kickoff Return	26	Ealy,Jerrion, at Ole Miss (Sep 11, 2021)
Tackles	13	Powell,Lawaun, at Murray St. (Oct 23, 2021)
Sacks	2.0	Hawkins,Davoan, vs Tennessee St. (Oct 02, 2021)
Tackles For Loss	3.0	Taylor,Vaughn, vs Morehead St. (Sep 18, 2021)
Interceptions	2	Dowdell,Brandon, at Chattanooga (Sep 02, 2021)



Austin Peay Football  
Austin Peay Game Superlatives (as of Oct 26, 2021)  
All games

OPPONENT TEAM GAME HIGHS

Rushes	56	vs Southeast Mo. St. (Oct 09, 2021)
Yards Rushing	336	at Ole Miss (Sep 11, 2021)
Yards Per Rush	7.8	at Ole Miss (Sep 11, 2021)
TD Rushes	3	vs Southeast Mo. St. (Oct 09, 2021)
Pass attempts	59	vs Morehead St. (Sep 18, 2021)
Pass completions	27	vs Morehead St. (Sep 18, 2021)
Yards Passing	345	vs Morehead St. (Sep 18, 2021)
Yards Per Pass	8.9	vs Tennessee St. (Oct 02, 2021)
TD Passes	5	at Ole Miss (Sep 11, 2021)
Total Plays	91	vs Morehead St. (Sep 18, 2021)
Total Offense	630	at Ole Miss (Sep 11, 2021)
Yards Per Play	7.7	at Ole Miss (Sep 11, 2021)
Points	54	at Ole Miss (Sep 11, 2021)
Sacks By	5	at Ole Miss (Sep 11, 2021)
First Downs	29	at Ole Miss (Sep 11, 2021)
Penalties	14	vs Tennessee St. (Oct 02, 2021)
Penalty Yards	130	at Ole Miss (Sep 11, 2021)
Turnovers	4	at Murray St. (Oct 23, 2021)
Interceptions By	3	at Eastern Kentucky (Sep 25, 2021)
	3	vs Southeast Mo. St. (Oct 09, 2021)
Punts	9	at Chattanooga (Sep 02, 2021)
	9	at Eastern Kentucky (Sep 25, 2021)
Punting Avg	49.0	at Ole Miss (Sep 11, 2021)
Long Punt	66	at Chattanooga (Sep 02, 2021)
Punts inside 20	3	vs Southeast Mo. St. (Oct 09, 2021)
Long Punt Return	18	vs Tennessee St. (Oct 02, 2021)

Austin Peay Football  
Austin Peay Passing Game-by-Game (as of Oct 26, 2021)  
All games

#9 ELLIS, Draylen	Comp	Att	Int	Pct	Yards	TD	Long	Sacked	Effic
Chattanooga	24	35	2	68.6	322	4	57	3-0	172.14
Ole Miss	22	40	0	55.0	226	1	51	5-0	110.71
Morehead St.	21	35	0	60.0	350	3	52	0-0	172.29
Eastern Kentucky	27	55	3	49.1	298	1	41	4-23	89.69
Tennessee St.	25	54	0	46.3	254	1	31	4-30	91.92
Southeast Mo. St.	28	53	3	52.8	259	0	37	1-8	82.56
TOTALS	147	272	8	54.0	1709	10	57	17-61	113.07

#6 LAYMAN, Sheldon	Comp	Att	Int	Pct	Yards	TD	Long	Sacked	Effic
Ole Miss	2	3	0	66.7	34	0	21	0-0	161.87
Murray St.	15	24	0	62.5	134	2	35	1-14	136.90
TOTALS	17	27	0	63.0	168	2	35	1-14	139.67

#11 JEAN, Neyland	Comp	Att	Int	Pct	Yards	TD	Long	Sacked	Effic
Morehead St.	1	2	0	50.0	31	1	31	1-4	345.20
TOTALS	1	2	0	50.0	31	1	31	1-4	345.20

#2 HARLEY, Baniko	Comp	Att	Int	Pct	Yards	TD	Long	Sacked	Effic
Morehead St.	0	1	0	0.0	0	0	0	0-0	0.00
TOTALS	0	1	0	0.0	0	0	0	0-0	0.00

#TM TEAM	Comp	Att	Int	Pct	Yards	TD	Long	Sacked	Effic
Tennessee St.	0	1	0	0.0	0	0	0	0-0	0.00
TOTALS	0	1	0	0.0	0	0	0	0-0	0.00

#24 GOODMAN, Trey	Comp	Att	Int	Pct	Yards	TD	Long	Sacked	Effic
Ole Miss	0	1	0	0.0	0	0	0	0-0	0.00
TOTALS	0	1	0	0.0	0	0	0	0-0	0.00

Austin Peay Football  
Austin Peay Rushing/Receiving Game-by-Game (as of Oct 26, 2021)  
All games

RUSHING	No-Yds/TD	UTC	OM	MOR	EKU	TSU	SEMO	MUR
Tanner,Ahmaad RB	120-588/9	19-104/0	18-70/0	17-84/2	20-99/2	13-34/0	12-63/2	21-134/3
SNEAD, Brian RB	47-299/3	2-0/0	5-10/0	2-12/0	7-15/0	7-73/1	9-56/0	15-133/2
EVANS JR, CJ RB	27-146/1	2-1/0	7-74/1	8-42/0	4-7/0	1-2/0	-	5-20/0
LAYMAN, Sheldon QB	12-72/0	-	-	DNP	-	-	DNP	12-72/0
WILSON, Jariel RB	8-36/0	5-32/0	-	DNP	DNP	DNP	-	3-4/0
JACKSON, Jevon RB	5-35/1	DNP	DNP	5-35/1	DNP	DNP	DNP	DNP
ELLIS, Draylen QB	43-30/0	11-2/0	6--4/0	7-30/0	5--19/0	9-3/0	5-18/0	-
JEAN, Neyland QB	1--4/0	DNP	DNP	1--4/0	DNP	DNP	DNP	DNP
TEAM	3--41/0	1--5/0	2--36/0	-	-	-	-	-

RECEIVING	No-Yds/TD	UTC	OM	MOR	EKU	TSU	SEMO	MUR
HARLEY, Baniko WR	39-622/6	6-128/1	3-57/1	4-83/1	9-136/1	5-78/1	8-86/0	4-54/1
McCRAVY, Drae WR	34-415/2	5-87/1	6-87/0	5-86/0	8-59/0	4-52/0	2-18/0	4-26/1
RENDER, DJ WR	36-311/1	5-51/1	8-37/0	2-61/0	4-33/0	4-24/0	11-89/0	2-16/0
MINTER, Eugene TE	16-182/2	2-12/0	-	3-57/2	2-40/0	5-38/0	3-28/0	1-7/0
DeCAMBRE, Joshu WR	6-107/0	DNP	1-13/0	1-43/0	1-16/0	3-35/0	DNP	DNP
EVANS JR, CJ RB	15-103/0	4-37/0	4-31/0	3-7/0	-	3-18/0	-	1-10/0
POLLARD, Geordo WR	6-59/0	DNP	DNP	-	-	DNP	3-38/0	3-21/0
GOODMAN, Trey WR	4-59/1	DNP	1-21/0	1-31/1	-	1-7/0	1-0/0	-
Tanner,Ahmaad RB	6-41/1	1-4/1	1-14/0	2-12/0	2-11/0	-	-	-
SNEAD, Brian RB	1-3/0	-	-	-	1-3/0	-	-	-
Parker,Jay WR	1-3/0	1-3/0	-	DNP	DNP	DNP	DNP	DNP
JACKSON, Jevon RB	1-1/0	DNP	DNP	1-1/0	DNP	DNP	DNP	DNP



Austin Peay Football  
Austin Peay Total Tackles Game-by-Game (as of Oct 26, 2021)  
All games

Total Tackles	UA-A	Total	UTC	OM	MOR	EKU	TSU	SEMO	MUR
MCDONALD, Jack LB	18-30	48	3-2	2-2	1-2	3-7	3-6	2-8	4-3
PERRY, Koby DB	29-16	45	5-2	8-3	5-3	2-1	1-0	6-3	2-4
HENDERSON JR, T LB	20-23	43	4-1	3-1	4-5	3-6	3-3	3-4	0-3
SIMMONS, Shamar DB	22-14	36	1-1	7-4	2-3	0-1	3-2	6-1	3-2
JACKSON, Kordel DB	18-8	26	DNP	6-2	DNP	DNP	0-2	8-4	4-0
ALLEN, Terrell DL	10-15	25	1-3	0-1	2-2	2-2	1-4	2-2	2-1
EDWARDS, Johnat DB	15-10	25	1-1	2-2	1-0	2-1	3-1	5-4	1-1
RUFFIN, Kam DB	12-8	20	2-0	DNP	DNP	5-1	5-3	0-2	0-2
Young,Jau'von DL	6-13	19	-	1-0	DNP	0-3	2-4	0-5	3-1
FORD, Demetries DB	11-7	18	1-0	1-3	4-3	-	1-1	1-0	3-0
BENTLEY, Eric DL	5-13	18	1-0	0-3	2-2	1-2	0-3	1-2	0-1
CHAPMAN, Kory DB	8-10	18	DNP	4-5	3-4	1-0	DNP	-	0-1
NORMAN, Isaiah DB	13-4	17	1-0	3-3	-	2-1	2-0	-	5-0
ROGAN, Darryl DL	9-7	16	DNP	DNP	-	DNP	1-0	3-6	5-1
SCHOLATO, Hunt LB	2-10	12	DNP	-	0-4	0-6	2-0	-	DNP
RUDOLPH, Joshua LB	7-4	11	1-0	DNP	DNP	DNP	DNP	3-1	3-3
LOPES, Brandon LB	8-3	11	1-0	4-2	0-1	1-0	2-0	-	-
BARBER, Damion DL	7-3	10	3-1	1-1	DNP	-	2-1	-	1-0
WILLIAMS, Antoi LB	4-3	7	DNP	1-2	-	1-0	0-1	-	2-0
HOWARD, Sam LB	4-2	6	1-0	1-0	2-2	-	-	-	-
WHITMORE, Alex DL	2-3	5	DNP	-	0-1	-	2-1	0-1	-
MURPHY, Conner LB	3-2	5	1-0	0-1	DNP	DNP	-	-	2-1
WILLIAMS, Brodi DB	1-4	5	DNP	-	1-1	0-2	0-1	DNP	DNP
SCOTT, Demetri DL	2-2	4	DNP	-	-	-	1-0	0-1	1-1
KNIFELEY JR, Ho DL	3-1	4	DNP	-	1-0	DNP	DNP	DNP	2-1
HAYES, Luke DB	2-2	4	DNP	0-1	2-1	DNP	DNP	DNP	DNP
WARD, Jaheim DB	1-2	3	DNP	0-1	1-0	-	DNP	DNP	0-1
Glover,DeTeras	1-2	3	DNP	DNP	0-1	DNP	DNP	DNP	1-1
SMITH, Devin DB	2-1	3	1-0	0-1	-	-	1-0	-	-
MINTER, Eugene	2-0	2	-	-	-	1-0	1-0	-	-
MARTIN, Kenneth DL	1-1	2	DNP	-	-	0-1	1-0	-	-
SINCLAIR, Darry DB	1-1	2	DNP	DNP	0-1	-	-	1-0	-
SUTTON, Kwame DL	2-0	2	2-0	DNP	-	DNP	DNP	-	DNP
HARLEY, Baniko	1-0	1	-	-	-	1-0	-	-	-
TEAM	1-0	1	1-0	-	-	-	-	-	-
BELL, Garrett	0-1	1	-	DNP	DNP	-	0-1	-	-
GRINER, Jackson LB	1-0	1	DNP	DNP	1-0	-	-	DNP	DNP
BROWN, Elijah	0-1	1	0-1	DNP	-	-	DNP	DNP	-
MCKEE, Colby	1-0	1	DNP	DNP	-	1-0	-	DNP	DNP
EVANS JR, CJ	0-1	1	0-1	-	-	-	-	-	-
McCRAE, Drae	1-0	1	-	-	-	-	-	1-0	-
LANIER, Brandon	1-0	1	DNP	-	-	-	-	1-0	-
WILLIAMS, Tre LB	1-0	1	DNP	1-0	-	-	DNP	-	-
MERRITT, Brian DL	0-1	1	0-1	DNP	DNP	DNP	DNP	DNP	DNP
CAROZZA, Nick LB	1-0	1	DNP	-	-	-	-	-	1-0

Austin Peay Football  
Austin Peay Tackle For Loss Game-by-Game (as of Oct 26, 2021)  
All games

TACKLES FOR LOSS	UA-A	Total	UTC	OM	MOR	EKU	TSU	SEMO	MUR
ALLEN, Terrell DL	5-3	6.5	-	-	2.5-7	1.5-8	1.0-3	1.5-3	-
MCDONALD, Jack LB	2-3	3.5	-	-	-	2.0-5	1.0-2	0.5-2	-
ROGAN, Darryl DL	3-0	3.0	DNP	DNP	-	DNP	-	1.0-1	2.0-5
PERRY, Koby DB	2-2	3.0	-	-	1.5-2	0.5-2	-	1.0-4	-
RUFFIN, Kam DB	2-0	2.0	-	DNP	DNP	1.0-5	1.0-4	-	-
JACKSON, Kordel DB	2-0	2.0	DNP	-	DNP	DNP	-	1.0-11	1.0-4
Young, Jau'von DL	1-2	2.0	-	-	DNP	0.5-1	1.0-1	0.5-1	-
SCOTT, Demetri DL	1-0	1.0	DNP	-	-	-	1.0-13	-	-
BENTLEY, Eric DL	1-0	1.0	-	-	1.0-2	-	-	-	-
NORMAN, Isaiah DB	1-0	1.0	-	-	-	1.0-1	-	-	-
MURPHY, Conner LB	1-0	1.0	-	-	DNP	DNP	-	-	1.0-17
HAYES, Luke DB	0-1	0.5	DNP	-	0.5-0	DNP	DNP	DNP	DNP
LOPES, Brandon LB	0-1	0.5	-	-	0.5-1	-	-	-	-
SCHOLATO, Hunt LB	0-1	0.5	DNP	-	-	0.5-1	-	-	DNP
WHITMORE, Alex DL	0-1	0.5	DNP	-	-	-	-	0.5-1	-

Austin Peay Football  
Austin Peay Sacks Game-by-Game (as of Oct 26, 2021)  
All games

SACKS	UA-A	Total	UTC	OM	MOR	EKU	TSU	SEMO	MUR
SCOTT, Demetri DL	1-0	1.0	DNP	-	-	-	1.0-13	-	-
ALLEN, Terrell DL	1-0	1.0	-	-	-	1.0-7	-	-	-
MURPHY, Conner LB	1-0	1.0	-	-	DNP	DNP	-	-	1.0-17
JACKSON, Kordel DB	1-0	1.0	DNP	-	DNP	DNP	-	1.0-11	-



Austin Peay Football  
Austin Peay Games Played (as of Oct 26, 2021)  
All games

##	PLAYER	GP-GS	UTC	OM	MOR	EKU	TSU	SEMO	MUR
9E	Pharr, Tyree	2/-	...	...	XXX	...	...	XXX	...
7	POLLARD, Geordo	4/-	...	...	XXX	XXX	...	XXX	XXX
39	PRATER, Mikhail	1/-	...	...	...	...	...	...	XXX
17	RANDOLPH, JaQua	2/-	...	XXX	XXX	...	...	...	...
13	RENDER, DJ	7/6	XXX	START	START	START	START	START	START
81	RIGNEY, Matt	7/-	XXX	XXX	XXX	XXX	XXX	XXX	XXX
1E	ROGAN, Darryl	4/2	...	...	XXX	...	XXX	START	START
5D	RUDOLPH, Joshua	3/-	XXX	...	...	...	...	XXX	XXX
1D	RUFFIN, Kam	5/2	START	...	...	XXX	START	XXX	XXX
19	SCHACKELFORD, T	3/-	...	...	XXX	...	XXX	...	XXX
36	SCHOLATO, Hunt	5/3	...	XXX	START	START	START	XXX	...
8E	SCOTT, Demetri	6/-	...	XXX	XXX	XXX	XXX	XXX	XXX
1S	SIMMONS, Shamar	7/6	XXX	START	START	START	START	START	START
7D	SINCLAIR, Darry	5/-	...	...	XXX	XXX	XXX	XXX	XXX
50	SMITH, Brennan	1/-	...	...	...	...	...	...	XXX
2B	SMITH, Devin	7/-	XXX	XXX	XXX	XXX	XXX	XXX	XXX
4	SNEAD, Brian	7/-	XXX	XXX	XXX	XXX	XXX	XXX	XXX
48	SPAIN, Will	7/-	XXX	XXX	XXX	XXX	XXX	XXX	XXX
35	STEPHENS, Riley	7/-	XXX	XXX	XXX	XXX	XXX	XXX	XXX
21	STEWART, Kellen	4/-	...	XXX	XXX	...	...	XXX	XXX
9D	SUTTON, Kwame	3/2	START	...	START	...	...	XXX	...
21	Tanner, Ahmaad	7/7	START	START	START	START	START	START	START
12	THOMAS, Kam	4/-	XXX	XXX	XXX	XXX	...	...	...
69	TREADWELL, Mich	2/-	...	...	XXX	...	...	...	XXX
91	TRUJILLO, Maddu	7/-	XXX	XXX	XXX	XXX	XXX	XXX	XXX
1B	WARD, Jaheim	4/-	...	XXX	XXX	XXX	...	...	XXX
55	WARE, Joe	4/4	START	...	START	START	...	START	...
4E	WHITMORE, Alex	6/-	...	XXX	XXX	XXX	XXX	XXX	XXX
8	WILCOX, William	2/-	XXX	...	...	XXX	...	...	...
66	WILKES, Harriso	5/1	...	XXX	XXX	XXX	XXX	...	START
1M	WILLIAMS, Antoi	6/-	...	XXX	XXX	XXX	XXX	XXX	XXX
1Z	WILLIAMS, Brodi	4/-	...	XXX	XXX	XXX	XXX	...	...
63	WILLIAMS, Bucky	4/4	START	...	START	START	...	...	START
89	WILLIAMS, Noah	1/-	...	...	...	...	...	XXX	...
2M	WILLIAMS, Tre	5/-	...	XXX	XXX	XXX	...	XXX	XXX
28	WILSON, Jariel	4/-	XXX	XXX	...	...	...	XXX	XXX
53	WINGFIELD, Chri	1/-	...	...	...	...	...	...	XXX
34	WISDOM, Grant	1/-	...	...	XXX	...	...	...	...
59	Young, Jau'von	6/4	START	XXX	...	START	XXX	START	START