



AUSTIN PEAY

GOVERNORS FOOTBALL | 2018 FCS ALL-AMERICAN ALL-PURPOSE BACK | BACK-TO-BACK SGT. YORK TROPHY CHAMPION

GAME 10 | NOV. 9, 2019 | 3 PM
UT MARTIN
FORTERA STADIUM
CLARKSVILLE, TENNESSEE



SETTING THE MARKERS



#24 AUSTIN PEAY GOVERNORS

2019 RECORD

6-3 ■ 4-1 OVC

LAST GAME

W, 28-21 (OT)
Nov. 2, 2019

at Eastern Kentucky

HEAD COACH

Mark Hudspeth

Delta State (1992)

6-3 ■ 1st season at APSU

101-62 ■ 15th career season



UT MARTIN SKYHAWKS

2019 RECORD

6-3 ■ 4-1 OVC

LAST GAME

W, 22-17
Nov. 2, 2019

at #18 Jacksonville State

HEAD COACH

Jason Simpson

Southern Miss, 1995

86-71 ■ 14th season at UTM

86-71 ■ 14th career season

BROADCAST INFORMATION

TV • ESPN+

Barry Gresham (Play-by-Play)

Patton Cook (Analyst)

Bree Houston (Sideline)

RADIO • Governors Sports Network

Brian Rives (Play-by-Play)

Van Stokes (Analyst)

Scott Chase (Sideline)

LIVE STATS • PeayStats.com

INSIDE THE UT MARTIN SERIES

The Series: UT Martin leads, 39-26-2, in a series that started in 1930.

Series Streak: UTM, one win

Govs Last Win: Sept. 30, 2017

Last Meeting: UT Martin def. Austin Peay, 37-7, Sept. 22, 2018.

2019 SCHEDULE

Date	Opponent	Time (CT)/Result	TV
Aug. 29	North Carolina Central	W, 41-10	ESPN+
Sept. 7	No. 18/20 Central Arkansas	L, 16-24	ESPN+
Sept. 14	at Mercer	W, 48-34	ESPN+
Sept. 21	at ETSU	L, 14-20	ESPN+
Sept. 28	No. 11/12 Jacksonville State*	W, 52-33	ESPN+
Oct. 12	No. 20/22 Southeast Missouri*	W, 28-24	ESPN+
Oct. 19	at Tennessee State*	L, 24-26	ESPN+
Oct. 26	at Tennessee Tech*	W, 58-21	ESPN+
Nov. 2	at Eastern Kentucky*	W, 28-21	ESPN+
Nov. 9	UT Martin (HC)*	3 p.m.	ESPN+
Nov. 16	at Murray State*	1 p.m.	ESPN3
Nov. 23	Eastern Illinois	2 p.m.	ESPN+

*Denotes Ohio Valley Conference Matchup

COLLEGE FOOTBALL'S SESQUICENTENNIAL

This year, college football is celebrating 150 years of gridiron action at campuses across the nation. All teams across the nation are wearing 150 Anniversary patches on their uniforms, with celebrations planned seemingly each week. To keep up with all the action, use #FCS_CFB150 on social media.



AT THE KICKOFF

PRESEASON ALL-OVC

- Senior running back **Kentel Williams** and redshirt senior **Kyle Anderton** earned recognition on the Preseason All-OVC Team. It is the second straight year Anderton has earned the distinction and the first for Williams.

A NEW LEADER AT THE HELM

- Veteran head coach **Mark Hudspeth** enters his first season at the reins of the Governors' football program. Austin Peay football's 20th head coach brings 14 years of head coaching experience in the NCAA, leading then-Division II North Alabama for seven seasons and Louisiana-Lafayette for another seven. Last week, he picked his second win as APSU head coach.

RIVAL RANKINGS

- For the third time since 2009, multiple ranked foes have visited Fortera Stadium, with Southeast Missouri joining Jacksonville State and Central Arkansas as ranked opponents hosted by the Govs. With its wins against JSU and SEMO this season, the Govs have defeated multiple ranked foes in the same season for the first time in program history.

STRENGTH VS. STRENGTH

- Saturday's meeting pits the league's top two offenses against one another, with the OVC-leading Governors against the No. 2-ranked Skyhawks. In OVC play, the Govs lead the league in scoring (38.0 ppg) and yardage (435.4 ypg) while the Skyhawks are ranked second in both categories (32.0 ppg/405.7 ypg).

PROTECTORS OF THE REALM

- The Govs offensive line has done its job consistently this season, surrendering just six sacks in nine games. APSU's front line is ranked No. 4 among FCS teams in sacks allowed. That protection also has allowed the Govs to post the FCS' No. 37 ranked passing efficiency rating – a 141.15 rating that would eclipse the program record set in 1994 (139.07).

THE WAY FORWARD

- The Govs are searching for their first appearance in the FCS Playoffs after narrowly missing out in 2017. Austin Peay is in control of its own destiny regarding the 2019 OVC championship. If the Govs win their three remaining OVC contests, they would claim at least a share of the title and, importantly, would win any tiebreaker for the league's automatic bid to the FCS playoffs.

BY THE NUMBERS

0.67

Kordell Jackson enters this week with six interceptions in nine games and is No. 3 among FCS defenders in picks per game (0.70). No other OVC defender has more than three interceptions this season.

9

DeAngelo Wilson, who caught three touchdown passes against North Carolina Central in Week 1, is No. 9 among FCS receivers (2nd in the OVC) with nine touchdown receptions in 2019. Only four APSU receivers have caught more touchdowns in a season.

96.0

The Govs own the FCS' No. 8-ranked rush defense entering Week 11. The Govs have allowed just five 100-yard rushing performances by a foe through nine games in 2019.

258.8

Craig assumed the full-time quarterback role in the midst of the Govs' Week 2 game against Central Arkansas. He has quickly become one of the FCS' top offensive threats, averaging 258.8 offensive yards per game – 35th among all FCS players.



GOVS OFFENSIVE TWO-DEEP














QB		#3 JAVAUGHN CRAIG 6-2, 210, SR, CHATTANOOGA, TENN.	OVC, nat'l honors after 7-TD game at TTU (10/26) 243 yards, 2 TD in another top-25 win against SEMO (10/12) OVC PotW after five-score performance against JSU (9/28) Came on in relief and led the Govs with 63 rush yds vs. UCA (9/7)	Year 2019 CAR	GP 9 31	Cmp-Att 137-240 240-441	Yds 1941 3187	TD/Int 17/5 28/11
		#15 KAM WILLIAMS 6-2, 190, R-SO, MEMPHIS, TENN.	Played most of fourth quarter at TTU (10/26) Took a snap in the 2Q against SEMO (10/12) Made two appearances in 2018 vs. TTU and EIU	Year 2019 CAR	GP 2 5	Cmp-Att 1-2 1-2	Yds 2 2	TD/Int 0/0 0/0
TB		#5 KENTEL WILLIAMS 6-0, 190, SR, KNOXVILLE, TENN.	Caught gamewinning score vs. ECU (11/2) in OT Ground JSU to dust with 173 yards, 2 TDs (9/28) Opened 2019 with 208 AP yards vs. NCCU (8/29) 2019 Preseason FCS All-American	Year 2019 CAR	GP 8 39	Car-Yds 126-633 434-2679	YPC 5.0 6.2	TD 6 21
		#21 AHMAAD TANNER 6-0, 200, JR, DALTON, GA.	Did his part with 17 carries, 82 yards at TTU (10/26) 22 carries, 76 yds and 3 TD (1 rec) against SEMO (10/12) A dozen carries for 66 yards and the lone rushing score vs. NCCU	Year 2019 CAR	GP 8 30	Car-Yds 75-289 287-1326	YPC 3.9 4.6	TD 4 13
WR		#8 KEENAN BARNES 6-3, 208, R-SR, MADISON, MISS.	Broke out with 105 yards and nine catches at Mercer (9/14) Went up the ladder for an 8-yd TD reception vs. NCCU (8/29) Used new redshirt rule as a senior after playing four games Preseason All-Sun Belt at Louisiana in 2017	Year 2019 CAR	GP 7 7	Rec-Yds 21-235 21-235	YPC 11.2 11.2	TD 1 1
		#10 GOREL SOUMARE 6-3, 210, R-JR, DANDRIDGE, TENN.	Hauled in 48-yard score against JSU (9/28) Nabbed first-career TD at EIU (11/10/18) Caught season-high three passes vs. ECU (11/3/18)	Year 2019 CAR	GP 9 32	Rec-Yds 5-103 26-342	YPC 20.6 13.2	TD 1 2
WR		#11 DEANGELO WILSON 5-10, 160, JR, BOWLING GREEN, KY.	7 catches, career-high 161 yards and two scores at TTU (10/26) Ripped ETSU (9/21) for 9 catches, 137 yards and a TD 6 catches, 106 yards and 3 TD in the 1st half vs. NCCU (8/29) Needs 34 yards to be 3rd WR in APSU history with 1,000 yds	Year 2019 CAR	GP 9 30	Rec-Yds 53-966 82-1455	YPC 18.2 17.7	TD 9 16
		#17 JOSH ALEXANDER 5-9, 184, SR, NORCROSS, GA.	3 catches, 33 yards against Jacksonville State (9/28) Secured season's first catch at ETSU (9/21) Lost much of junior season with injury	Year 2019 CAR	GP 8 30	Rec-Yds 5-44 23-161	YPC 8.8 7.0	TD 0 0
TE		#9 ELIJAH BROWN 6-3, 246, JR, MORRISTOWN, TENN.	One catch for 16 yards to get Govs to the GL at TSU (10/19) Appeared in 11 games as a sophomore Led all TE with 6 catches One of three Govs with 2+ catches at MOR (9/15/18)	Year 2019 CAR	GP 9 32	Rec-Yds 3-30 13-85	YPC 10.0 6.5	TD 0 0
		#7 KADEEM GOULBOURNE 6-4, 211, SR, WESTON, FLA.	Hauled in first career TD at TTU (10/26) Season's first catch came at ETSU (9/21) Providing TE depth with large, strong frame	Year 2019 CAR	GP 9 32	Rec-Yds 6-53 19-200	YPC 8.8 10.5	TD 1 1
WR		#2 BANIKO HARLEY 6-1, 181, JR, BIRMINGHAM, ALA.	Former QB has become featured target 6 catches, 109 yards, 1 TD at TSU (10/19) 76-yard TD vs. UCA (9/7) was APSU's longest play in 2019 4 catches, 68 yards vs. NCCU (8/29); also threw a 40-yd TD	Year 2019 CAR	GP 9 24	Rec-Yds 31-530 40-712	YPC 17.1 17.8	TD 4 6
		#23 GEORDON POLLARD 6-2, 186, FR, PINSON, ALA.	Caught first career TD late against TTU (10/26) Made first career catch at TSU (10/19) Just one season of football at Pinson Valley HS	Year 2019 CAR	GP 7 7	Rec-Yds 2-23 2-23	YPC 12.5 12.5	TD 1 1
LT		#77 KYLE ANDERTON 6-3, 302, R-SR, GALLATIN, TENN. Made emergency start at C vs. JSU (9/28) New redshirt rule offers one more season to Vandy transfer 2017 Second-team All-OVC						
RT		#54 SETH JOHNSON 6-5, 317, R-SO, OLIVE BRANCH, MISS. Moves to the right side with Anderton's return Played 10 games in first season Redshirted in 2017						
		#59 JAKE KILBY 6-5, 300, SO, OAKDALE, TENN. Got an emergency start in the Mercer game						
		#55 CALEB FLORENCE 6-3, 243, JR, OPELIKA, ALA. Transitioning from tight end						
LG		#72 HUNTER SCHMEISSER 6-4, 309, R-SR, BRENTWOOD, TENN. Key special teamer getting first starting shot One of five fifth-year seniors on the roster						
RG		#63 BUCKY WILLIAMS 6-2, 280, R-FR, RINGGOLD, GA. Redshirted in 2018 All-State as a senior at Ringgold HS						
		#51 COLBY MCKEE 6-5, 265, R-SO, GEORGETOWN, KY. Made four appearances as a redshirt frosh in 2018						
		#65 NATE WELLINGTON 6-3, 350, JR, LAWRENCEVILLE, GA. Joined the Govs from Georgia Military College						
C		#53 BLAKE MITCHELL 6-1, 308, JR, BRENTWOOD, TENN. Missed JSU contest (9/28) Transferred from Mississippi State Made four appearances as a sophomore						
		#66 BRYAN MCCANN 6-5, 315, R-JR, YORBA LINDA, CALIF. Redshirted in 2018 Played two seasons at Golden West College						



GOVS DEFENSIVE TWO-DEEP



DE		#9 KWAME SUTTON 6-1, 233, SO, BLACKSBURG, S.C.	Career-best nine tackles at TSU (10/19) Four tackles, 2 hurries against JSU (9/28) Assisted on two TFL in the opener vs. NCCU (8/29) Gets a starting shot after seeing action in 9 games as a frosh	Year 2019 CAR	GP 9 18	U/A 3/21 8/26	TFL 1.0 2.5	S/H 0/1 0/2
		#15 JEQUARIES MARTIN 6-3, 240, R-JR, CHILTON, ALA.	Returned with two stops, half TFL, two QBH at ECU (11/2) Made four stops against 18th-ranked Central Arkansas (9/7) Middle Tennessee transfer	Year 2019 CAR	GP 3 3	U/A 2/4 2/4	TFL 0.5 0.5	S/H 0/2 0/2
DT		#44 JOSEPHUS SMITH 5-9, 285, R-JR, LEEDS, ALA.	Career-best 8 tackles, 2.5 TFL at ECU (11/2) Led Govs with 2.0 TFL at TSU (10/19); finished w/6 tackles 5 stops, two TFL and a sack against JSU (9/28) 4 stops, including two behind the line of scrimmage vs. UCA (9/7)	Year 2019 CAR	GP 9 11	U/A 18/18 19/18	TFL 12.5 13.5	S/H 4.0/3 4.0/3
		#58 DARION DEBROSSARD 6-4, 295, R-SR, SNELLVILLE, GA.	Transitioned from OL to provide depth Made a tackle in first appearance against TSU (10/19) Transfer from Vanderbilt	Year 2019 CAR	GP 4 4	U/A 0/2 0/2	TFL 0.5 0.5	S/H 0/0 0/0
NG		#90 JOHN WESLEY WHITESIDE 6-1, 325, JR, DALTON, GA.	2.0 TFL and a forced fumble at Tennessee Tech (10/26) Credited with nine tackles (3.0 TFL) at Mercer (9/14) Nimble big man assisted on seven tackles vs. UCA (9/7) Redshirted in 2017 after transferring from the Citadel	Year 2019 CAR	GP 9 9	U/A 12/24 12/24	TFL 5.5 5.5	S/H 0.5/6 0.5/6
		#96 MARQUISE GRIFFIN 6-3, 320, SR, CARTHAGE, MISS	Career-high four stops at ECU (11/2) Secured a hurry, broke up a pass and made three stops at ETSU Featured on Netflix's docuseries Last Chance U	Year 2019 CAR	GP 9 19	U/A 6/9 9/14	TFL 0.5 1.5	S/H 0/3 1/3
DE		#48 SHAUN WHITTINGHILL 6-3, 255, R-SR, LOUISVILLE, KY.	Off-injured vet back for one more run Six tackles, 2.5 TFL and a break-up at TTU (10/26) Career day with 7 tackles, 1.5 sacks, FF vs. SEMO (10/12) Pounded on a FR and had a TFL vs. UCA (9/7)	Year 2019 CAR	GP 9 27	U/A 12/19 33/36	TFL 5.5 11.5	S/H 2.0/3 5.5/9
		#93 JAU'VON YOUNG 6-2, 210, FR, NASHVILLE, TENN.	Assisted on two stops against SEMO (10/12) Broke up a pass and had a QBH against ETSU (9/21) Credited with two tackles against Mercer (9/14)	Year 2019 CAR	GP 9 9	U/A 4/7 4/7	TFL 1.0 1.0	S/H 0/1 0/1
WL		#18 JACK MCDONALD 6-0, 210, R-SO, BRENTWOOD, TENN.	Team-high 11 tackles, 0.5 TFL and a FF at TTU (10/26) Career-best 11 stops against JSU (9/28) Five tackles, an INT and a FR in busy day at ETSU (9/21) Back to LB after moving to TE last season	Year 2019 CAR	GP 9 18	U/A 33/38 33/38	TFL 4.0 4.0	FF/FR 0/2 0/2
		#33 CAMERON MILLER 6-0, 220, JR, ODESSA, FLA.	Missed three games before returning at TSU (10/19) Assisted on a TFL and tallied two stops vs. NCCU (8/29) Primarily a special-teamer at Mississippi State	Year 2019 CAR	GP 6 6	U/A 8/6 8/6	TFL 0.5 0.5	FF/FR 0/0 0/0
ML		#10 PAT WALKER 6-1, 229, SR, HATTIESBURG, MS.	38-yard INT return during ECU (11/2) contest Made 100th career tackle during the TTU (10/26) contest Team-high 11 tackles at TSU (10/19) Broke up two passes, including one in the end zone, vs. JSU (9/28)	Year 2019 CAR	GP 9 22	U/A 23/32 46/62	TFL 3.5 7.5	FF/FR 0/0 0/1
		#6 ELIJAH SHEPARD 6-0, 200, R-JR, PELL CITY, ALA.	Five tackles, including a TFL, at ETSU (9/21) Recovered a muffed punt and forced a TFL vs. UCA (9/7) Contributing more and more at LB and Star formations	Year 2019 CAR	GP 9 30	U/A 7/10 24/35	TFL 2.5 2.5	FF/FR 0/1 0/1
CB		#22 TRENT TAYLOR 6-1, 176, SR, BRENTWOOD, TENN.	Five tackles, PBU and an INT at ECU (11/2) Game-turning INT against SEMO (10/12) 4 tackles, a TFL and a PBU vs. NCCU (8/29) 71-yard INT return for a touchdown vs. MUR in the '18 finale	Year 2019 CAR	GP 9 43	U/A 18/11 100/44	TFL 2.0 3.0	INT/PB 2/3 5/25
		#7 RASHON DAVIS 6-0, 175, R-JR, ST. LOUIS, MO.	Three tackles in extended duty vs. JSU (9/28) Made 4 solo tackles against 18th-ranked Central Arkansas (9/7) Picked off a pass at the goal line to keep PC off the board (9/9/18)	Year 2019 CAR	GP 5 15	U/A 7/1 23/5	TFL 0.0 0.5	INT/PB 0/0 1/3
NB		#13 KORDELL JACKSON 5-11, 163, JR, BIRMINGHAM, ALA.	Secured a pick and his 100th career tackle at ECU (11/2) Another pick vs. 20th-ranked SEMO (10/12) At it again with 2 INT vs. Jacksonville State (9/28) OVC Def POTW after returning two INTs for touchdowns at Mercer	Year 2019 CAR	GP 9 31	U/A 23/4 84/16	TFL 4.0 12.0	INT/PB 6/2 9/17
		#5 RODNEY SAULSBERRY JR. 5-10, 180, SR, MEMPHIS, TENN.	Three tackles at Tennessee Tech (10/26) 3rd-down TFL snuffed out a 3rdQ NCCU drive (8/29) Had 7 tackles, 1.5 TFL and a PBU at UTM (9/22/18)	Year 2019 CAR	GP 9 30	U/A 6/2 17/7	TFL 1.0 3.0	INT/PB 0/0 0/1
SS		#8 ISAIAH NORMAN 6-1, 201, R-SO, MEMPHIS, TENN.	Tied for team high with nine tackles (1 TFL) at ECU (11/2) 10 games and 2 starts in 2018 Equalled career-high with six tackles vs. TTU (10/27/18) Broke up two passes--his first career PBU's--at MOR (9/15/18)	Year 2019 CAR	GP 9 21	U/A 26/11 42/25	TFL 1.0 1.0	INT/PB 0/4 0/6
		#2 JOHNATHON EDWARDS 6-2, 180, SR, PHILADELPHIA, MISS.	First career INT late in first half vs. JSU (9/28) Broke out with nine tackles at ETSU (9/21) Broke up a pair of passes at Mercer (9/14)	Year 2019 CAR	GP 8 8	U/A 10/4 10/4	TFL 0.0 0.0	INT/PB 1/4 1/4
FS		#26 JUANARIUS BRYANT 5-11, 205, R-SR, NASHVILLE, TENN.	Recorded 200th career stop during TTU (10/26) contest 13 tackles recorded at ETSU (9/21) are most by a Gov in 2019 Eight tackles, 2 PBU at Mercer (9/14) Second-team All-OVC in 2018	Year 2019 CAR	GP 9 37	U/A 40/35 111/99	TFL 0.5 6.5	INT/PB 0/4 1/8
		#19 COREON JACKSON 5-11, 186, JR., CLARKSVILLE, TENN.	Shared a TFL at Mercer (9/14) Played five games last season, mostly on special teams Made four appearances and 1 tackle as a freshman	Year 2019 CAR	GP 7 16	U/A 1/2 2/2	TFL 0.5 0.5	INT/PB 0/0 0/0
CB		#1 ERSKINE FRANCIS 6-0, 175, R-JR, NEW ORLEANS, LA.	A PBU in three straight games (9/29-10/19) Career-best six tackles against SEMO (10/12) Broke up four passes against JSU (9/28) Tallied 5 tackles in 2019 debut vs. NCCU (8/29)	Year 2019 CAR	GP 8 13	U/A 17/9 21/12	TFL 0.0 0.0	INT/PB 0/6 1/6
		#29 JOSEPH NEWBERRY 6-1, 160, JR, MEMPHIS, TENN.	Broke up a pass at ECU (11/2) Made first stop of 2019 at TSU (10/19) Made nine appearances in 2018	Year 2019 CAR	GP 8 21	U/A 0/1 3/7	TFL 0.0 0.5	INT/PB 0/1 0/2



GOVS SPECIAL TEAMS TWO-DEEP



PK		#37 LOGAN BIRCHFIELD 5-11, 183, R-SR, ELIZABETHTON, TENN	Nailed 44-yarder at halftime gun at TTU (10/26) OVC SOTW after career-high 3 FG vs. UCA (9/7) In 2019 debut, hit from a career-long 49 yards vs. NCCU (8/29) Booted program-record 10 PATs at MOR (9/15/18)	Year 2019 CAR	GP 9 43	PAT/AT 34/34 126/130	FG/FGA 10/17 23/38	Long 49 49	
		#25 COLE PHILLIPS 6-2, 210, JR, CAIRO, GA.	Nailed a 42-yard FG at ECU (11/11/17) Converted a 37-yard FG on his first attempt at Miami (9/9) Tied Georgia prep record with 20 fields goals made in 2016	Year 2019 CAR	GP 9 18	PAT/AT 1/2 1/2	FG/FGA 0/0 2/2	Long N/A 42	
P		#39 DEVIN STUART 5-10, 160, R-SR, KINGSPORT, TENN.	Has yet to punt one into the end zone in 2019 Season-long 57-yard boot at ECU (11/2); avg 46.7 ypp on 3 att 41.03 ypp avg in 2018 was third-highest in program history Punted 3 50+, including 65-yarder at JSU (9/29/18)	Year 2019 CAR	GP 9 41	Att-Yds 41-1504 178-7028	Avg. 36.7 39.5	I20 15 37	LG 57 66
		#31 COREY PETERSEN 6-0, 205, SO, MELBOURNE, AUSTRALIA	Former Aussie Rules footballer Put two punts down inside the 20 at ECU (11/2) Can punt in a variety of ways	Year 2019 CAR	GP 3 3	Att-Yds 4-109 4-109	Avg. 27.3 27.3	I20 2 2	LG 35 35
KO		#25 COLE PHILLIPS 6-2, 210, JR, CAIRO, GA.	Handled primary kickoff duties to start 2018 Appeared in two games in 2017, connecting on 2 FG attempts	Year 2019 CAR	GP 9 18	Att-Yds 47-2550 82-4421	Avg. 54.3 53.9	TB 8 13	
		#37 LOGAN BIRCHFIELD 5-11, 183, R-SR, ELIZABETHTON, TENN	Recovered onside kick vs. JSU (9/28) Had season's first six kickoffs in the JSU contest Had five touchbacks in 2017	Year 2019 CAR	GP 8 42	Att-Yds 10-499 97-4972	Avg. 49.9 51.3	TB 1 8	
LS		#47 NIC SCRENOCK 5-10, 219, R-SO., MT. JULIET, TENN.	Primarily a holder in 2018 Made first collegiate appearance against PC (9/9) 2017 redshirt Two-time all-region at Wilson Central.	Year 2019 CAR	GP 9 13				
		#43 LUCAS BETTEN 6-1, 205, JR., RIVERSIDE, CALIF.	Made first appearance as a Gov at TTU (10/26) Played five games as sophomore at Riverside City College	Year 2019 CAR	GP 1 1				
SN		#47 NIC SCRENOCK 5-10, 219, R-SO., MT. JULIET, TENN.	Primarily a holder in 2018 Made first collegiate appearance against PC (9/9) 2017 redshirt Two-time all-region at Wilson Central.	Year 2019 CAR	GP 8 12				
		#43 LUCAS BETTEN 6-1, 205, JR., RIVERSIDE, CALIF.	Made first appearance as a Gov at TTU (10/26) Played five games as sophomore at Riverside City College	Year 2019 CAR	GP 2 2				
KR		#5 KENTEL WILLIAMS 6-0, 190, SR, KNOXVILLE, TENN.	All-American return man is electric when he gets the ball Had a 41-yard return against MOR (9/15/18) Had 181 kick return yards as a freshman against ECU Had a 97-yard return TD against ECU	Year 2019 CAR	GP 8 39	Ret-Yds 10-192 50-1134	Avg. 19.2 22.7	TD/Lg 0/24 1/97	
		#17 JOSH ALEXANDER 5-9, 184, SR, NORCROSS, GA.	Career-long 44-yard return at ECU (11/2) Five returns for 107 yards against SEMO (10/12) First year on the kick return depth chart for the Govs	Year 2019 CAR	GP 9 31	Ret-Yds 11-257 11-257	Avg. 23.4 23.4	TD/Lg 0/44 0/44	
PR		#11 DEANGELO WILSON 5-10, 160, JR, BOWLING GREEN, KY.	Four returns for 49 yards at ETSU (9/21) 11.7 ypr in 2018 ranked fifth in APSU history Returned three punts for 74 yards at MOR (9/15/18) Had a long return of 40 yards at MOR	Year 2019 CAR	GP 9 29	Ret-Yds 13-158 23-275	Avg. 12.2 12.0	TD/Lg 0/27 0/40	

PRONUNCIATION GUIDE

Student-Athletes

Tyriq Arties	arr-TEES
JP Batarseh	buh-TAR-see
Juantarius Bryant	whan-TARE-ee-us
Jacob Caughell	caw-GELL
Javaughn Craig	juh-VAWN
Erskine Francis	ER-skin
Kadeem Goulbourne	GOAL-born
Derreion Greenlee	dair-EE-on

Student-Athletes

Baniko Harley	buh-NEE-ko
Spencer Katoanga	cuh-TONG-uh
Jequaries Martin	juh-CARE-iss
Prince Momodu	MOM-uh-due
Jeremiah Oatsvall	OATS-vol
Geordon Pollard	like 'Jordan'
Hunter Schmeisser	Sh-MY-sur
Hunter Scholato	show-LAH-toe

Student-Athletes

Nic Screnock	SKREE-nock
Gorel Soumare	sue-MARR-ay
Sam Wiesbrook	WEEZ-brook
Jau'Von Young	juh-VAWN

Coaches

Chad Bumphis	bum-FISS
Craig Candeto	can-DEE-toh
Marquase Lovings	marcus



NOTING THE UT MARTIN GAME AND MORE



FACING THE SKYHAWKS

LAST TIME OUT

- For the second time in three weeks, Austin Peay faced an opponent on a soggy gridiron, as rain steadily fell to the earth, and at times, it came down in sheets. The Governors took the lead into halftime, but could not hold off a second-half rally from UT Martin in a 37-7 defeat, last season, at Graham Stadium.

LEAGUE-LEADING SKYHAWKS

- UT Martin enters this week's matchup as the OVC leader by virtue of their 5-1 league mark, one win ahead of the Govs and Southeast Missouri. When the Skyhawks play the Govs, Saturday, they will complete a three-game gauntlet of the OVC's top teams. They defeated Jacksonville State last weekend after losing to Southeast Missouri the week before.

UT MARTIN ON OFFENSE

- Offensively, UT Martin is a spitting image of the Govs: a talented passer (John Bachus vs. JaVaughn Craig) supplemented by a big run threat (Peyton Logan vs. Kentel Williams). Bachus is the OVC's No. 2 rated passer with 145.3 rating that trails only Craig (167.1). Logan is the league's No. 2 runner (94.7 ypg) ahead of Williams at No. 3 (75.5 ypg).

UT MARTIN ON DEFENSE

- UT Martin does hold an edge against Austin Peay defensively in league play. The Skyhawks have held OVC foes to 16.8 points and 321.3 yards per game in six outings this season, first and second among league teams, respectively. All that thanks to a defensive unit that has recorded an impressive 23 sacks (3.8 per game). Senior linebacker Cecil Cherry (4.0 sacks) leads a group of six Skyhawks with at least 1.5 sacks in OVC play this season.

2019 STATS COMPARISON

Category	APSU	UTM
Record	6-3	6-3
Conference	4-1	5-1
Scoring Offense	34.3	27.6
Rushing Offense	177.6	140.4
Passing Offense	252.4	216.6
Total Offense	430.0	357.0
Scoring Defense	23.7	21.6
Rushing Defense	96.0	117.0
Passing Defense	221.8	251.6
Total Defense	317.8	368.6
Pass Efficiency	141.1	136.9
Pass Defense Efficiency	120.5	122.3
Kick Return Avg.	16.5	21.3
Punt Return Avg.	11.9	18.7
Int. Return Avg.	23.8	13.1
Net Punting	35.6	33.5
Field Goals-Attempts	10-17	9-12
Sacks By	14	26
Sacks Against	6	24
3rd-Down Conv.	57-135 (42.2)	46-121 (38.0)
4th-Down Conv.	7-14 (50.0)	4-10 (40.0)
Opp. 3rd-Down Conv.	51-147 (34.7)	57-140 (40.7)
Opp. 4th-Down Conv.	9-19 (47.4)	8-18 (44.4)
Penalty Yardage	98.6	67.0
Time of Possession	29:46	29:39
Turnover Margin	+7	+4
Fumbles Recovered	5	4
Passes Intercepted	11	11
Red-Zone Offense	30-35 (85.7)	17-27 (63.0)
Red Zone Defense	30-33 (90.9)	19-29 (65.5)

All games, boldface indicates OVC leader

SGT. YORK TROPHY

After winning their first Sgt. York Trophy, presented by Delta Dental of Tennessee, in 2017 by sweeping their in-state rivals, the Govs successfully defended that title in 2018. The trophy (founded in 2007 by the Nashville Sports Council and OVC) goes to the winner of the quadrangular season football series between the four OVC football-playing schools located in the state of Tennessee (Austin Peay, Tennessee State, Tennessee Tech and UT Martin). In 2019, the trophy gained another presenting partner in Farm Bureau Health Plans. The award is only the second traveling trophy that involves more than two teams in college sports; the other is the Commander in Chief's Trophy which has been contested between Air Force, Army and Navy annually since 1972. The award is named in honor of Alvin C. York, the most noted soldier of World War I. As a corporal in the 2nd battalion, 328th Infantry, in the Battle of the Meuse River-Argonne (Oct. 8, 1918), York and seven other soldiers captured 132 prisoners, was promoted to sergeant and received the Distinguished Service Cross, the French Croix de Guerre, the French Legion of Honor, the Croce di Guerra of Italy and the War Medal of Montenegro. Upon his return to the United States in 1919, he was bestowed the Congressional Medal of Honor.

2019 SGT. YORK CONTESTS

Oct. 12 - UT Martin 55, at Tennessee Tech 14
Oct. 19 - Tennessee State 26, Austin Peay 24
Oct. 26 - Austin Peay 58, Tennessee Tech 21

Nov. 9 - UT Martin at Austin Peay

Nov. 16 - Tennessee State at UT Martin
Nov. 23 - Tennessee State at Tennessee Tech

CATCHING COACH HUDSPETH

Fans and media can hear from head coach Mark Hudspeth throughout the week, beginning Tuesday morning. Hudspeth will be on the weekly teleconference with Ohio Valley Conference media members - his slot is 10:35 a.m. and the log-in can be obtained via the OVC and APSU media relations offices.

Each Thursday at 6 p.m., fans can head to a renovated Buffalo Wild Wings on Wilma Rudolph Boulevard or tune into 104.1 FM and 540 AM for Inside Austin Peay. Hudspeth is the regular headliner of 'Inside Austin Peay' - he breaks down the previous week with Governors play-by-play man Brian Rives, looks ahead to the next opponent and is occasionally joined by a member of the coaching staff or a player.

Interviews with Hudspeth, members of the coaching staff and players can be found on APSU's football Twitter account, @GovsFB. Highlight footage can be obtained by contacting Austin Peay's athletic communications office.

GOV WHO DESERVES PUB



With Matthew Gayle sidelined, a piece of Austin Peay's defensive line was missing and a Gov was needed to step up against Tennessee State. That player turned out to be Kwame Sutton, who had one of his finest performances as a Gov with nine total tackles to lead an active defensive front against the Tigers.





OFFENSIVE OUTPUT



CAREER CHART CLIMBERS

TOTAL OFFENSE YARDS

Rnk	Player	Seasons	Yds
3.	Jake Ryan	2008-12	5,074
4.	Chris Fletcher	2004-07	4,688
5.	JaVaughn Craig	2016-19	4,627

TDS RESPONSIBLE FOR

Rnk	Player	Seasons	TDs
1.	Brian Baker	1998-01	51
2.	Chris Fletcher	2004-07	45
3.	JaVaughn Craig	2016-19	44

PASS COMPLETIONS

Rnk	Player	Seasons	Comps
4.	Randy Christophel	1975-78	291
5.	Mark Cunningham	2004-07	286
6.	JaVaughn Craig	2016-19	245

PASSING YARDS

Rnk	Player	Seasons	Yards
5.	Mark Cunningham	2004-07	3,235
6.	JaVaughn Craig	2016-19	3,187
7.	Jeremiah Oatsvall	2017-19	3,016

PASSING TOUCHDOWNS

Rnk	Player	Seasons	TDs
2.	Jake Ryan	2008-12	38
3.	Jeremiah Oatsvall	2017-19	30
4.	JaVaughn Craig	2016-19	28

QB RUSHING YARDS

Rnk	Player	Seasons	Yards
1.	JaVaughn Craig	2016-19	1440
2.	Daniel Williams	1992, 94-96	1057
3.	Jeremiah Oatsvall	2017-19	997

QB RUSHING TOUCHDOWNS

Rnk	Player	Seasons	TDs
1.	JaVaughn Craig	2016-19	16
2.	Sonny Defilippis	1979-80	13
3.	Jeremiah Oatsvall	2017-19	12

RUSHING YARDS

Rnk	Player	Seasons	Yards
4.	John Ogles	1963-66	2932
5.	Kentel Williams	2016-19	2679

RUSHING TOUCHDOWNS

Rnk	Player	Seasons	TDs
4.	Terrence Holt	2007-10	23
5.	Kentel Williams	2016-19	21

RECEIVING YARDS

Rnk	Player	Seasons	Yards
6.	Devin Stark	2009-12	1706
7.	Jared Beard	2014-16	1661
10.	DeAngelo Wilson	2017-19	1455



Kentel Williams

ANOTHER 4,000, MAYBE 5,000

Entering its Week 11 contest against UT Martin, the Governors have amassed 3,870 offensive yards and are well within sight of their fourth straight 4,000-yard season (and fifth overall). With the rare 12-game schedule in place the Govs are on pace to surpass 5,000 offensive yards this season thanks to a 430.0 per game clip that would set the program record.

POSSESSION IS THE LAW

The Govs did not surrender possession via a fumble through their first eight games and 587 plays of 2019 but were charged a fumble lost on their opening drive at Eastern Kentucky, Nov. 2.

BIG PLAY GOVS

Austin Peay has been a master of the big play in 2019 with 50 rushes going for more than 10 yards each and another 34 passes gobbling up more than 25 yards each. Kentel Williams leads the rushing effort with 19 of his 126 carries going for 10-plus yards, including a season-best 55-yard carry versus JSU. Among receivers, DeAngelo Williams has taken 19 of his 52 receptions for more than 25 yards.

CRAIG CAPERS

JaVaughn Craig hasn't missed a beat – and neither has the Austin Peay offense – since the senior took over midway through the Central Arkansas game. His latest feat saw him become just the seventh APSU quarterback to pass for 3,000 career yards, joining teammate Jeremiah Oatsvall who reached the milestone last season.

WILSON ROLLING ALONG

Three of Austin Peay's first four games outings saw DeAngelo Wilson surpass triple digits in receiving yards. He's the first player since at least 1996 (which began Austin Peay's reliable game-by-game record-keeping) to accrue three 100-yard receiving games in his first four contests. Now with five

100-yard outings to his credit, he has amassed 966 receiving yards. He has three games remaining to break the Govs single-season record of 1,101 receiving yards.

DYNAMIC DUOS

Keenan Barnes and DeAngelo Wilson were everywhere at once against Mercer in Week 3. Barnes finished with 105 yards receiving, while Wilson led the way with 107, becoming the first pair of Governors receivers with 100-yard receiving yards in the same game since the 2006 season (Lanis Frederick and Kevin Carter at Dayton).

HARLEY'S HOUSE OF HIGHLIGHTS

When the Govs needed a big play in the first two weeks, it was provided by Baniko Harley. In Week 1, he tossed a 40-yard bomb to DeAngelo Wilson for a touchdown. In Week 2 his 76-yard catch-and-run for a score at Mercer was the longest reception by a Gov since... his 73-yard catch against Tennessee State, Oct. 6, 2018. This season against the Tigers, he averaged 18.2 yards per catch, including two field-flipping plays of more than 40 yards.

OFFENSIVE LIGHTS

The offense opened the season with an electric performance against North Carolina Central, racking up 563 yards total offense (272 rushing, 291 passing). The total was the sixth-highest mark in program history and second-most in a season opener, behind only the 1994 contest against Kentucky Wesleyan.

WILSON RED LINING

Game 1 was a night to remember for DeAngelo Wilson. The Bowling Green native made six catches for 106 yards and three touchdowns – all in the first half. It marked the second 100-yard outing of his Austin Peay career and marked the fourth time since 2016 a Gov had three touchdown receptions in a game – a mark achieved just seven other times in the previous 78 years of Austin Peay football.

2019 TOP OFFENSIVE PERFORMANCES

RUSHING

Player (Opponent)	Att	Yds	TD
Kentel Williams (JSU)	24	173	2
Kentel Williams (NCCU)	12	139	0
JaVaughn Craig (@TTU)	7	84	2
Ahmaad Tanner (@TTU)	17	82	0
Prince Momodu (@TTU)	13	78	0
Ahmaad Tanner (SEMO)	22	76	2
Kentel Williams (@ETSU)	15	74	1
Kentel Williams (@MER)	18	68	2
Kentel Williams (@TTU)	16	68	1
Ahmaad Tanner (NCCU)	12	66	1

PASSING

Player (Opponent)	Cmp-Att-Int	Yds	TD
JaVaughn Craig (@TTU)	16-23-0	294	5
JaVaughn Craig (@TSU)	18-35-2	291	2
JaVaughn Craig (@MER)	18-32-0	252	1
JaVaughn Craig (SEMO)	17-28-0	243	2
JaVaughn Craig (@EKU)	21-35-0	238	3
Jeremiah Oatsvall (NCCU)	24-39-3	232	3
JaVaughn Craig (JSU)	15-21-0	220	2
JaVaughn Craig (@ETSU)	18-36-2	218	1
JaVaughn Craig (UCA)	14-30-1	185	1

RECEIVING

Player (Opponent)	Rec	Yds	TD
DeAngelo Wilson (@TTU)	7	161	2
DeAngelo Wilson (@ETSU)	9	137	1
Baniko Harley (@TSU)	6	109	1
DeAngelo Wilson (@MER)	5	107	0
DeAngelo Wilson (NCCU)	6	106	3
DeAngelo Wilson (@EKU)	7	105	1
Keenan Barnes (@MER)	9	105	0
Baniko Harley (SEMO)	5	102	0
DeAngelo Wilson (@TSU)	4	96	0
DeAngelo Wilson (JSU)	2	92	1



DEFENSIVE STAND



CAREER CHART CLIMBERS

PAT MADE

Rnk	Player	Seasons	Made
1.	Logan Birchfield	2015, 17-19	130
2.	Justin Deardorff	1999-03	101

FIELD GOALS

Rnk	Player	Seasons	FG
2.	Tom McMillan	1986-89	33
3.	Justin Deardorff	1999-03	23
	Logan Birchfield	2015, 17-19	23

PUNT ATTEMPTS

Rnk	Player	Seasons	Punts
8.	Grad Wright	1988-91	180
9.	Devin Stuart	2016-19	178

PUNT YARDS

Rnk	Player	Seasons	Punts
6.	Ryan Key	2006-10	7847
7.	Devin Stuart	2016-19	7028

KICK RETURN YARDS

Rnk	Player	Seasons	Yards
6.	Tim Chilcutt	1962-65	1202
7.	Kentel Williams	2016-19	1124

INTERCEPTION RETURN YARDS

Rnk	Player	Seasons	Yards
4.	Jimmy Hardie	1967-70	193
5.	Kordell Jackson	2017-19	174
6.	Teddy Carruthers	2000-04	161
7.	Trent Taylor	2016-19	159

PASSES DEFENDED

Rnk	Player	Seasons	PD
4.	Roderick Owens	2013-16	31
5.	Trent Taylor	2016-19	27

when Devin Stuart found Prince Momodu for a gain of 20 yards.

PIN MAN

Stuart's distance may not be at the 40-yard average he's accustomed to, but there's a good reason for that – he's going for accuracy rather than distance and he's doing a heck of a job with it. On his 41 punts this season, he leads the OVC in punts downed inside the 20-yard line (15) and punts fair caught (27). Opponents have only 12 yards on four punt against Stuart this season.

SHUTDOWN CENTRAL

The Govs opened 2019 by holding three straight opponents to less than 100 yards on the ground, with an average of 42.6 ypg during that time. The 32 rushing yards the Govs surrendered in Week 2 against Central Arkansas was the fewest rush yards allowed by the Govs since Culver-Stockton needed 27 carries to gain 10 yards on Nov. 3, 2012.

WHAT'S GONNA GIVE

Three times this season, the Govs defense (#13 in FCS at 317.8 yards allowed per game) has squared off against a foe averaging more than 400 offensive yards per game. Tennessee Tech entered the Week 10 matchup No. 50 in the FCS with 401.9 yards per game and were held to 352 yards. When the Govs met Jacksonville State in Week 6, the Gamecocks were ranked No. 34 at 432.3 yards per game and were held to 363 yards (176 of that coming in the fourth quarter); in Week 8, a Tennessee State outfit averaging 445.7 yards gained just 336 yards.

KJ FIELD DAY

Kordell Jackson's twin pick-six effort against Mercer in Week 2 didn't just set the Austin Peay record for interceptions returned for a touchdown in a single game – it was the 33rd time in FCS history a player had returned two interceptions for a score in the same game. His second pick-six, a 69-yarder, also is the fourth-longest interception return in Austin Peay history. After picking off a pair of passes against Jacksonville State, he's one of only four Division I players with more than one multi-INT game in 2019.

BACK FIELD IN MOTION

Twice in the first three games, the Govs collected 10 or more tackles for loss, indicative of the pressure the front-seven is getting for Austin Peay. This season, Josephus Smith leads the way with 12.0 TFL while Shaun Whittinghill, Matthew Gayle and John Whiteside have each posted five or more TFL. The Govs rank 48th among FCS teams with 6.6 TFLs per game this season.

E-I-E-I-OLB

So far, it has been a seamless transition for Jack McDonald back to linebacker. The former linebacker-turned-tight end-turned-to linebacker collected six tackles in his first career start, adding a tackle for loss and a quarterback hurry. With the start of OVC play, he has hit a higher gear, ranking second with 47 tackles in OVC play, including three double-digit tackle outings.

THIRD-AND-GONE

Austin Peay saw Eastern Kentucky convert on 7-of-19 third-down opportunities (36.8 percent) in its Week 10 overtime victory, and the Colonels went 4-for-10 on 3rd-and-long (seven yards or more). APSU has allowed a 34.6 percent third-down conversion rate (51-of-147) this season, 31st best in the FCS. The Govs have forced 3rd-and-long 80 times this season and have allowed only 17 conversions (21.3 percent) in those situations.

SPECIAL BOOT

Logan Birchfield in one of only 32 FCS kickers to convert 10 or more field goals this season. With three games remaining, he is five field goals away from tying the program record set by Tom McMillan in 1987. In Week 3 at Mercer, his six PATs moved him past Justin Deardorff into the all-time lead in program history for PATs.

KICKING UP YARDS

Devin Stuart became only the seventh Austin Peay putner with 7,000 career yards, reaching the milestone against Eastern Kentucky, Nov. 2; his career average of 39.48 yards per punt remains the top mark in program history.

TRICKY, TRICKY

Perhaps it was a play born of necessity – trailing in the fourth quarter and backed up inside its own red zone – but Austin Peay got a quality fake punt attempt on 4th-and-10 against Central Arkansas

2019 TOP DEFENSIVE PERFORMANCES

TOP TACKLERS

Player (Opponent)	UT	Ast	Tot
Juantarius Bryant (@ETSU)	9	4	13
Jack McDonald (@TTU)	2	9	11
Jack McDonald (JSU)	6	5	11
Pat Walker (@TSU)	5	6	11
Jack McDonald (SEMO)	4	6	10
Johnathan Edwards (@ETSU)	7	2	9
Pat Walker (@ETSU)	6	3	9
John Wesley Whiteside (@MER)	4	5	9
Juantarius Bryant (@TSU)	4	5	9
Isaiah Norman (@EKU)	6	3	9

TACKLES FOR LOSS

Player (Opponent)	TFL	Yds
John Wesley Whiteside (@MER)	3.0	4
Shaun Whittinghill (@TTU)	2.5	6
Josephus Smith (@EKU)	2.5	6
Josephus Smith (JSU)	2.0	11
Josephus Smith (@TSU)	2.0	10
Josephus Smith (SEMO)	2.0	9
Josephus Smith (UCA)	2.0	5
John Whiteside (@TTU)	2.0	8
Shaun Whittinghill (SEMO)	1.5	10
Matthew Gayle (SEMO)	1.5	8

QUARTERBACK SACKS

Player (Opponent)	Sacks	Yds
Shaun Whittinghill (SEMO)	1.5	10
Matthew Gayle (NCCU)	1.0	10
Josephus Smith (JSU)	1.0	9
Josephus Smith (@TSU)	1.0	9
Mason Harwell (NCCU)	1.0	7
Cameron Miller (@MER)	1.0	7
James Tobin (UCA)	1.0	5
Mason Harwell (UCA)	1.0	3
Kordell Jackson (@MER)	1.0	2



THE OHIO VALLEY CONFERENCE



2019 STANDINGS

Standings	OVC	Pct.	PF	PA	ALL	Pct.	PF	PA	H	A	N	STR
UT Martin	5-1	.833	192	101	6-3	.667	248	194	4-0	2-3	0-0	Won 1
Austin Peay	4-1	.800	190	125	6-3	.667	309	213	3-1	3-2	0-0	Won 2
Southeast Missouri	4-1	.800	140	109	6-3	.667	257	233	4-0	2-3	0-0	Won 3
Eastern Kentucky	3-2	.600	158	115	5-4	.556	253	193	2-2	3-2	0-0	Lost 1
Jacksonville State	3-3	.500	144	153	6-4	.600	278	265	5-1	1-3	0-0	Lost 1
Tennessee Tech	2-3	.400	129	192	5-4	.556	274	336	2-2	3-2	0-0	Won 1
Murray State	2-4	.333	108	139	4-6	.400	243	274	3-2	1-4	0-0	Lost 3
Tennessee State	1-4	.200	95	160	2-7	.222	222	311	2-3	0-3	0-1	Lost 1
Eastern Illinois	0-5	.000	90	152	0-9	.000	109	265	0-4	0-5	0-0	Lost 9

AROUND THE LEAGUE THIS WEEK

With three weeks to play in the regular season there are three teams with one Conference loss in Austin Peay, Southeast Missouri and UT Martin...Two of those teams, APSU and UTM, will play on Saturday in Clarksville...Jacksonville State lost its third OVC game of the season which most likely ends its chances to win a sixth-straight OVC Championship...It will mark the first time since 2011 a team not named Eastern Illinois or Jacksonville State will win the OVC title...UT Martin's win over JSU was its first over the Gamecocks since 2012 and was the 86th all-time win for head coach Jason Simpson, the most in school history...UT Martin senior Terry Williams returned his second punt for a touchdown of the season in the win over JSU; he is the only Division I player (FBS or FCS) with multiple punt return scores this season...Southeast Missouri topped Tennessee State 32-13 at Hale Stadium on Saturday; it marked SEMO's first win over TSU in Nashville since 1996...SEMO WR Kristian Wilkerson caught his 30th career touchdown pass, moving him into sixth place in league history, five away from tying the all-time record; Wilkerson also ranks sixth in OVC history in career receiving yards (3,021)...Austin Peay topped Eastern Kentucky 28-21 in overtime, marking the program's first extra period win since November 3, 2007 at Southeast Missouri; it marked just the third win in program history as a ranked team (APSU was No. 25 in the Coaches Poll last week, No. 24 this week)...Tennessee Tech won its third road game of the season, the most since it won four road games during its 2011 OVC Championship season; between 2012 and 2018 the program won only six total road games...Tennessee State senior Chris Rowland now ranks seventh in OVC history in single-season receiving yards (1,234) and eighth in receptions (89)...OVC play continues with four games this weekend (Murray State has a bye)...Three games will air on ESPN+ and one game is on ESPN3...This season 69 of 72 total OVC football games will air on ESPN Networks, including 52 on ESPN+ and 12 on ESPN3.....This year marks the 150th anniversary of the first college football games.

THIS WEEKEND'S SCHEDULE

Saturday, Nov. 9

E. Kentucky at #17 Southeast Mo., 1 p.m. (ESPN3)
Jacksonville St. at Tennessee Tech, 1:30 p.m. (ESPN+)
Eastern Illinois at Tennessee St., 2 p.m. (ESPN+)
UT Martin at #24 Austin Peay, 3 p.m. (ESPN+)

PRESEASON POLL

School (1st place votes)	Points
1. Jacksonville State (14)	126
2. Southeast Missouri (4)	115
3. Eastern Kentucky	98
4. Austin Peay	70
5. Murray State	61
Tennessee State	61
7. UT Martin	60
8. Eastern Illinois	35
9. Tennessee Tech	22



OVC PLAYERS OF THE WEEK

Week	Offensive	Defensive	Specialist	Newcomer
S01	Bailey Fisher, TTU	Wanya Moton, UTM	A. Zita, TSU/T. Williams, UTM	Metrius Fleming, TTU
S08	Z. Cooper, JSU / C. Rowland, TSU	Nigel Walton, MUR	Logan Birchfield, APSU	DaQuon Green, MUR
S15	Zerrick Cooper, JSU	Kordell Jackson, APSU	Chris Rowland, TSU	Metrius Fleming, TTU
S22	J. Pearson, JSU / B. Fisher, TTU	Seth Carlisle, TTU	J. Pierce, JSU / T. Terrell, MUR	Metrius Fleming, TTU
S29	J. Craig, APSU / B. Fisher, TTU	Kordell Jackson, APSU	Kaleb Mosley, TSU	John Bachus III, UTM
O06	Zerrick Cooper, JSU	T.J. Warren, MUR/TJ Jefferson, UTM	Haidar Zaidan, TTU	Metrius Fleming, TTU
O13	John Bachus III, UTM	Traco Williams, JSU	Ryan Courtright, UTM	John Bachus III, UTM
O20	Kristian Wilkerson, SEMO	F. Sumpter, EKU / J. Swift, SEMO	Antonio Zita, TSU	Josh Green, TSU
O27	JaVaughn Craig, APSU	Omardrick Douglas, SEMO	Samuel Hayworth, EKU	Joe Pyle, SEMO
N03	John Bachus III, UTM	Cecil Cherry, UTM	Terry Williams, UTM	Hess, SEMO/Bachus, UTM
N10				
N17				
N24				

KNOW YOUR FOE... FINDING OVC OPPONENT INFORMATION

School	SID	Website	Football Twitter	Radio Crew
Austin Peay	Colby Wilson (interim)	LetsGoPeay.com	@GovsFB	Brian Rives, Van Stokes
Eastern Illinois	Rich Moser	EIUPanthers.com	@EIUPantherFB	Mike Bradd, Jack Ashmore
Eastern Kentucky	Kevin Britton	EKUSports.com	@EKUFootball	Greg Stotelmyer, Jim Tirey, Keith Hardiman
Jacksonville State	Josh Underwood	JSUGamecockSports.com	@JSUGamecockFB	Mike Parris, Ray Hammett
Murray State	Parker Griffith	GoRacers.com	@Racersfootball	Neal Bradley, Logan Stout/Dave Winder
Southeast Missouri	Jeff Honza	GoSoutheast.com	@SEMOfotball	Erik Sean, Rick Wieser
Tennessee State	Jose Garcia	TSUTigers.com	@TSU_Tigers	Greg Pogue, Albert Dawson
Tennessee Tech	Thomas Corhern	TTUSports.com	@TnTechFootball	Roger Ealey, Buddy Pearson, Dylan Vazzano
UT Martin	Alex Boggis	UTMSports.com	@UTM_Football	Tom Britt, Chris Brinkley, John Abel



ACROSS THE COUNTRY



STATS FCS POLL

1.	North Dakota St. (155)
2.	James Madison (1)
3.	Weber St.
4.	South Dakota St.
5.	Northern Iowa
6.	Montana
7.	Central Arkansas
8.	Sacramento St.
9.	Furman
10.	Princeton
11.	Illinois St.
12.	Montana St.
13.	Dartmouth
14.	North Carolina A&T
15.	Kennesaw St.
16.	Florida A&M
17.	Southeast Missouri St.
18.	Villanova
19.	Monmouth
20.	Central Connecticut St.
21.	Towson
22.	North Dakota
23.	New Hampshire
24.	Wofford
25.	Nicholls

RV: **Austin Peay**, UT Martin, Jacksonville St.

AFCA COACHES POLL

1.	North Dakota St. (26)
2.	James Madison
3.	Weber St.
4.	South Dakota St.
5.	Montana
6.	Central Arkansas
7.	Northern Iowa
8.	Sacramento St.
9.	Princeton
10.	Furman
11.	Kennesaw St.
12.	Illinois St.
13.	Dartmouth
14.	Montana St.
15.	Florida A&M
17.	Central Connecticut St.
18.	Southeast Missouri St.
19.	Villanova
20.	Monmouth
21.	Towson
22.	North Dakota
23.	Wofford
24.	Austin Peay
25.	New Hampshire

RV: UT Martin, Jacksonville St.

NUMBERS NEVER LIE

GOVS IN THE 2019 FCS STATISTICAL RANKINGS

Category	NCAA	OVC	VALUE
3rd Down Conversion Pct	32	1	.422
3rd Down Conversion Pct Defense	31	3	.347
4th Down Conversion Pct	58	5	.500
4th Down Conversion Pct Defense	53	6	.474
Blocked Kicks (56 ranked)	56	4	1
Blocked Kicks Allowed	1	1	0
Blocked Punts (19 ranked)	19	2	1
Blocked Punts Allowed	1	1	0
Completion Percentage	71	5	.575
Defensive TDs (35 ranked)	14	3	2
Fewest Penalties	121	9	90
Fewest Penalties Per Game	121	9	1.00
Fewest Penalty Yards	124	9	887
Fewest Penalty Yards Per Game	123	9	98.56
First Downs Defense	44	3	167
First Downs Offense	45	5	185
Fumbles Lost	1	1	1
Fumbles Recovered	69	7	5
Kickoff Return Defense	14	4	17.22
Kickoff Returns	112	8	16.48
Net Punting	52	4	35.58
Passes Had Intercepted	58	2	8
Passes Intercepted	13	1	11
Passing Offense	36	5	252.4
Passing Yards Allowed	54	3	221.8
Passing Yards per Completion	33	3	13.52
Punt Return Defense	6	1	3.00
Punt Returns	23	4	11.86
Red Zone Defense	112	9	.909
Red Zone Offense	32	3	.857
Rushing Defense	8	1	96.0
Rushing Offense	36	2	177.6
Sacks Allowed	4	1	.67
Scoring Defense	29	3	23.7
Scoring Offense	21	1	34.3
Tackles for Loss Allowed	32	1	5.44
Team Passing Efficiency	37	1	141.15
Team Passing Efficiency Defense	26	3	12.53
Team Sacks	90	4	1.56
Team Tackles for Loss	48	5	6.6
Time of Possession	69	5	29:46
Total Defense	13	1	317.8
Total Offense	32	1	43.0
Turnover Margin	16	2	.78
Turnovers Gained	30	3	16
Turnovers Lost	10	1	9
Winning Percentage	21	1	.667

Note: 124 FCS teams ranked

GOVS VS. RANKED FOES

- For the third time since 2009, multiple ranked foes visited Fortera Stadium.
- The Govs have defeated a ranked foe in each of those seasons: No. 11 Jacksonville State and No. 20 Southeast Missouri this season, No. 18 UT Martin in 2017 and No. 20 Eastern Kentucky in 2009.
- For the first time since 2009, an OVC member played ranked opponents in three consecutive home games.

GOVS AS A TOP 25 TEAM

Date	Ranking	Opponent	Score	Location
------	---------	----------	-------	----------

ASSOCIATED PRESS I-AA COACHES POLL

9/23/78	10	Western Kentucky	L, 13-17	Bowling Green
9/22/79	8	Western Kentucky	L, 20-24	Clarksville

STATS FCS POLL/AFCA FCS COACHES POLL

9/1/18	22/23	Georgia	L, 0-45	Athens
9/8/18	RV/24	Presbyterian	W, 24-0	Clarksville
9/15/18	RV/23	Morehead State	W, 78-40	Morehead
9/22/18	24/21	UT Martin	L, 7-37	Martin
10/19/19	20/19	Tennessee State	L, 24-26	Nashville
11/2/19	RV/25	Eastern Kentucky	W, 28-21	Richmond
11/9/19	RV/24	UT Martin		Clarksville



THE STARTING LINEUP



OFFENSE

OPP.	WR	LT	LG	C	RG	RT	TE/RB	QB	RB	WR/TE	WR/FB
NCCU	Harley	Anderton	Schmeisser	Mitchell	B. Williams	S. Johnson	E. Brown	Oatsvall	K. Williams	D. Wilson	Barnes
UCA	Harley	Anderton	Schmeisser	Mitchell	B. Williams	S. Johnson	E. Brown	Oatsvall	K. Williams	D. Wilson	Barnes
@MER	Harley	Kilby	Schmeisser	Mitchell	B. Williams	C. Florence	E. Brown	Craig	K. Williams	D. Wilson	Barnes
@ETSU	Harley	Anderton	Schmeisser	Mitchell	B. Williams	S. Johnson	E. Brown	Craig	K. Williams	D. Wilson	Barnes
JSU	Harley	Kilby	Schmeisser	Anderton	B. Williams	S. Johnson	E. Brown	Craig	K. Williams	D. Wilson	Barnes
SEMO	Harley	Anderton	Schmeisser	Mitchell	B. Williams	S. Johnson	E. Brown	Craig	P. Momodu	D. Wilson	Barnes
@TSU	Harley	Anderton	Schmeisser	Mitchell	B. Williams	S. Johnson	E. Brown	Craig	K. Williams	D. Wilson	Barnes
@TTU	Harley	Anderton	Schmeisser	Mitchell	B. Williams	C. Florence	Goulbourne	Craig	K. Williams	D. Wilson	Soumare
@EKU	Harley	Anderton	Schmeisser	Mitchell	B. Williams	S. Johnson	E. Brown	Craig	K. Williams	D. Wilson	Soumare
UTM											
@MUR											
EIU											

DEFENSE

OPP.	DE	DT	NT	DE/DB	MLB	WLB/DB	CB	SS	FS	NB	CB
NCCU	Sutton	Harwell	Whiteside	Gayle	P. Walker	R. Davis	Tobin	Norman	Bryant	K. Jackson	Francis
UCA	Sutton	Harwell	Whiteside	Gayle	P. Walker	R. Davis	Tobin	Norman	Bryant	K. Jackson	Francis
@MER	Martin	J. Smith	Whiteside	Gayle	P. Walker	McDonald	Tobin	Norman	Bryant	K. Jackson	Taylor
@ETSU	Sutton	J. Smith	Whiteside	Gayle	P. Walker	McDonald	Norman	Edwards	Bryant	K. Jackson	Taylor
JSU	Sutton	J. Smith	Whiteside	Gayle	P. Walker	McDonald	Norman	Edwards	Bryant	K. Jackson	Taylor
SEMO	Whittinghill	J. Smith	Whiteside	Gayle	P. Walker	McDonald	Norman	Edwards	Bryant	K. Jackson	Taylor
@TSU	Whittinghill	J. Smith	Whiteside	Francis	P. Walker	McDonald	Norman	Arties	Bryant	K. Jackson	Taylor
@TTU	Whittinghill	J. Smith	Whiteside	Sutton	P. Walker	McDonald	Francis	Norman	Bryant	K. Jackson	Taylor
@EKU	Whittinghill	J. Smith	Whiteside	Sutton	P. Walker	McDonald	Francis	Norman	Bryant	K. Jackson	Taylor
UTM											
@MUR											
EIU											

STARTING EXPERIENCE

Offense	16	17	18	19	TOT	STR
Josh Alexander, WR	.	1	.	.	1	.
Kyle Anderton, LT	.	12	4	8	24	6
Keenan Barnes, WR	.	.	.	7	7	.
Elijah Brown, TE	.	2	9	7	17	.
JaVaughn Craig, QB	3	7	3	7	20	7
Caleb Florence, OL	.	.	4 (TE)	3	7	2
Kadeem Goulbourne, WR	.	6	.	2	8	2
Baniko Harley, WR	.	.	1	9	10	10
Seth Johnson, LT	.	.	7	6	13	.
Jake Kilby, OL	.	.	2	2	4	.
Blake Mitchell, OL	.	.	.	8	8	4
Prince Momodu, FB	.	1	1	1	3	.
Jeremiah Oatsvall, QB	.	5	8	2	15	.
Trey Pruitt, TE	.	4	2	.	6	.
Hunter Schmeisser, OL	.	.	.	9	9	9
Gorel Soumare, WR	.	5	10	2	17	2
Ahmaad Tanner, RB	.	2	6	.	8	.
Bucky Williams, OL	.	.	.	9	9	9
Kentel Williams, RB	.	9	4	8	21	3
DeAngelo Wilson, WR	.	.	5	9	14	9

Defense	16	17	18	19	TOT	STR
Tyriq Arties, SS	.	.	.	1	1	.
Juantarius Bryant, FS	1	8	7	9	25	16
Rashon Davis	.	.	5	2	7	.
Johnathan Edwards, SS	.	.	.	3	3	.
Erskine Francis, DB	.	.	2	3	5	3
Matthew Gayle, DE	.	3	3	6	12	.
Mason Harwell, DL	.	.	.	2	3	.
Chris Hopkins, LB	5	1	.	.	6	.
Kordell Jackson, CB	.	6	8	9	23	13
Jequaries Martin, DL	.	.	.	1	1	.
Jack McDonald, LB	.	.	.	7	7	7
Isaiah Norman, SS	.	1	2	9	12	9
Josephus Smith, DL	.	.	.	7	7	7
Kwame Sutton, DL	.	.	.	6	6	2
Trent Taylor, CB	9	4	8	7	28	7
James Tobin, CB	.	5	1	4	10	.
Pat Walker	.	.	11	9	20	20
John Wesley Whiteside, DL	.	.	.	9	9	9
Shaun Whittinghill, DE	7	2	.	4	13	4



AUSTIN PEAY ALL-TIME AGAINST THE 2019 SCHEDULE



NORTH CAROLINA CENTRAL

Overall: 1-0

H: 1-0 | A: 0-0

8/29/19	W, 41-10	H
---------	----------	---

CENTRAL ARKANSAS

Overall: 0-2

H: 0-2 | A: 0-0

9/13/75	L, 13-14	H
---------	----------	---

9/7/19	L, 16-24	H
--------	----------	---

MERCER

Overall: 1-3

H: 0-2 | A: 1-1

10/11/14	L, 21-49	A
----------	----------	---

9/5/15	L, 7-28	H
--------	---------	---

10/22/16	L, 34-41	H
----------	----------	---

9/14/19	W, 48-34	A
---------	----------	---

EAST TENNESSEE

Overall: 12-14-2

H: 8-6-1 | A: 4-8-1

1951	L, 12-13	A
------	----------	---

1952	T, 6-6	H
------	--------	---

1953 •	W, 21-13	A
--------	----------	---

1954 •	L, 7-28	H
--------	---------	---

1955 •	L, 0-6	A
--------	--------	---

1956	W, 13-7	H
------	---------	---

1957	L, 7-13	A
------	---------	---

1958	W, 25-19	H
------	----------	---

1959	L, 14-44	H
------	----------	---

11/5/60	L, 14-35	H
---------	----------	---

11/4/61	L, 14-21	A
---------	----------	---

11/3/62	L, 0-23	H
---------	---------	---

11/9/63 •	L, 7-8	A
-----------	--------	---

11/7/64 •	W, 27-20	H
-----------	----------	---

11/6/65 •	W, 21-7	A
-----------	---------	---

11/5/66 •	W, 22-14	H
-----------	----------	---

11/18/67 •	L, 0-37	H
------------	---------	---

11/23/68 •	L, 8-17	A
------------	---------	---

11/22/69 •	L, 12-14	H
------------	----------	---

11/21/70 •	L, 14-45	A
------------	----------	---

11/20/71 •	W, 33-0	H
------------	---------	---

11/18/72 •	L, 16-20	A
------------	----------	---

11/17/73 •	W, 28-13	H
------------	----------	---

11/23/74 •	T, 13-13	A
------------	----------	---

11/22/75 •	W, 37-21	H
------------	----------	---

11/20/76 •	W, 17-6	A
------------	---------	---

11/19/77 •	W, 24-10	H
------------	----------	---

11/18/78	W, 14-7	A
----------	---------	---

9/21/19	L, 14-20	A
---------	----------	---

JACKSONVILLE STATE

Overall: 7-21-3

H: 5-8-2 | A: 2-13-1

1947	L, 6-7	A
------	--------	---

1948	W, 14-13	H
------	----------	---

1949	L, 7-19	A
------	---------	---

1950	T, 13-13	H
------	----------	---

1951	T, 6-6	A
------	--------	---

1952	W, 20-7	H
------	---------	---

1953	W, 47-16	A
------	----------	---

1954	T, 14-14	H
------	----------	---

1955	L, 0-20	A
------	---------	---

1956	W, 7-0	H
------	--------	---

1957	L, 0-20	A
------	---------	---

1958	L, 6-8	H
------	--------	---

1959	L, 14-15	A
------	----------	---

10/15/60	W, 14-8	H
----------	---------	---

10/14/61	L, 6-21	A
----------	---------	---

10/27/62	L, 13-23	H
----------	----------	---

10/13/79	W, 21-13	A
----------	----------	---

10/11/07 •	L, 9-42	H
------------	---------	---

11/1/08 •	L, 22-35	A
-----------	----------	---

10/31/09 •	L, 10-28	H
------------	----------	---

10/23/10 •	L, 3-56	A
------------	---------	---

10/15/11 •	L, 14-44	H
------------	----------	---

11/10/12 •	L, 23-38	A
------------	----------	---

11/2/13 •	L, 10-42	H
-----------	----------	---

11/1/14 •	L, 0-56	A
-----------	---------	---

10/24/15 •	L, 7-27	H
------------	---------	---

10/15/16 •	L, 14-34	A
------------	----------	---

10/7/17 •	L, 14-34	H
-----------	----------	---

9/29/18 •	L, 32-48	A
-----------	----------	---

9/28/19 •	W, 52-33	H
-----------	----------	---

SOUTHEAST MISSOURI

Overall: 8-16

H: 4-9 | A: 4-7

1953	L, 6-19	A
------	---------	---

10/2/65	W, 50-7	H
---------	---------	---

10/1/66	W, 28-27	A
---------	----------	---

9/28/91 •	W, 24-21	H
-----------	----------	---

9/26/92 •	W, 21-16	A
-----------	----------	---

10/30/93 •	L, 7-17	H
------------	---------	---

10/29/94 •	L, 10-31	A
------------	----------	---

9/23/95 •	L, 23-38	H
-----------	----------	---

9/28/96 •	L, 13-17	A
-----------	----------	---

11/1/97	L, 0-31	H
---------	---------	---

9/2/06	L, 13-38	H
--------	----------	---

11/3/07 •	W, 34-31 [OT2]	A
-----------	----------------	---

11/22/08 •	L, 30-33	H
------------	----------	---

10/10/09 •	W, 24-14	A
------------	----------	---

10/16/10 •	L, 24-41	H
------------	----------	---

10/22/11 •	L, 13-17	A
------------	----------	---

10/27/12 •	L, 27-48	H
------------	----------	---

11/16/13 •	L, 34-36	H
------------	----------	---

11/15/14 •	L, 7-42	A
------------	---------	---

11/7/15 •	L, 15-44	H
-----------	----------	---

10/29/16 •	L, 21-41	A
------------	----------	---

10/21/17 •	W, 38-31	H
------------	----------	---

10/13/18 •	L, 27-31	A
------------	----------	---

10/12/18 •	W, 28-24	H
------------	----------	---

TENNESSEE STATE

Overall: 8-14

H: 6-5 | A: 2-9

11/5/88 •	W, 16-12	H
-----------	----------	---

11/4/89 •	L, 10-38	A
-----------	----------	---

10/6/90 •	L, 7-33	H
-----------	---------	---

10/26/91 •	W, 31-17	H
------------	----------	---

10/17/92 •	L, 14-35	A
------------	----------	---

10/16/93 •	L, 16-21	H
------------	----------	---

10/15/94 •	L, 22-26	A
------------	----------	---

10/21/95 •	W, 28-6	H
------------	---------	---

10/26/96 •	L, 14-38	A
------------	----------	---

9/15/07 •	L, 32-33 [OT]	H
-----------	---------------	---

10/18/08 •	L, 34-37	A
------------	----------	---

11/14/09 •	W, 24-21	H
------------	----------	---

9/18/10 •	W, 26-23	A
-----------	----------	---

10/1/11 •	W, 37-34	H
-----------	----------	---

9/15/12 •	L, 14-34	A
-----------	----------	---

11/9/13 •	L, 6-31	A
-----------	---------	---

11/8/14 •	L, 27-31	H
-----------	----------	---

10/31/15 •	L, 6-20	A
------------	---------	---

11/5/16 •	L, 40-41	H
-----------	----------	---

10/14/17 •	W, 21-17	A
------------	----------	---

10/6/18 •	W, 49-34	H
-----------	----------	---

10/19/19 •	L, 24-26	A
------------	----------	---

TENNESSEE TECH

Overall: 21-32

H: 9-17 | A: 12-14 | U: 0-1

1938	L, 0-27	A
------	---------	---

1939	L, 0-25	U
------	---------	---

1954	L, 13-27	H
------	----------	---

1955	L, 6-37	A
------	---------	---

1956	L, 7-17	H
------	---------	---

11/16/63 •	L, 13-28	A
------------	----------	---

11/14/64 •	W, 29-0	H
------------	---------	---

11/13/65 •	W, 23-12	A
------------	----------	---

11/12/66 •	W, 20-15	H
------------	----------	---

11/11/67 •	L, 13-38	A
------------	----------	---

11/16/68 •	L, 0-10	H
------------	---------	---

11/15/69 •	L, 20-56	A
------------	----------	---

11/14/70 •	W, 10-6	H
------------	---------	---

11/13/71 •	L, 12-37	A
------------	----------	---

11/11/72 •	L, 7-19	H
------------	---------	---

11/10/73 •	L, 12-31	A
------------	----------	---

11/16/74 •	L, 7-28	H
------------	---------	---

11/15/75 •	L, 0-20	A
------------	---------	---

11/13/76 •	L, 13-31	H
------------	----------	---

11/12/77 •	W, 24-21	A
------------	----------	---

11/11/78 •	L, 14-28	H
------------	----------	---

11/10/79 •	W, 21-14	A
------------	----------	---

11/15/80 •	W, 13-10	H
------------	----------	---

11/14/81 •	L, 24-29	A
------------	----------	---

11/13/82 •	W, 31-27	H
------------	----------	---

11/12/83 •	W, 21-7	A
------------	---------	---

11/10/84 •	W, 27-7	H
------------	---------	---

11/16/85 •	W, 24-20	A
------------	----------	---

11/15/86 •	W, 23-13	A
------------	----------	---

9/26/87 •	L, 9-14	H
-----------	---------	---

11/12/88 •	W, 10-6	A
------------	---------	---

11/11/89 •	L, 15-17	H
------------	----------	---

11/10/90 •	L, 14-20 [OT]	A
------------	---------------	---

10/19/91 •	L, 7-32	A
------------	---------	---

10/24/92 •	L, 0-10	H
------------	---------	---

10/2/93 •	L, 17-35	H
-----------	----------	---

10/1/94 •	W, 34-27	A
-----------	----------	---

10/14/95 •	W, 20-17	A
------------	----------	---

10/19/96 •	L, 17-23	H
------------	----------	---

10/4/97	L, 3-36	H
---------	---------	---

10/6/07 •	W, 30-27	A
-----------	----------	---

10/25/08 •	W, 31-28	H
------------	----------	---

10/3/09 •	L, 23-31	A
-----------	----------	---

10/9/10 •	L, 21-34	H
-----------	----------	---

11/19/11 •	L, 7-49	A
------------	---------	---

11/17/12 •	W, 38-31	H
------------	----------	---

11/23/13 •	L, 0-34	A
------------	---------	---

11/22/14 •	L, 15-41	H
------------	----------	---

11/14/15 •	L, 24-42	A
------------	----------	---

9/9/16 •	L, 7-41	H
----------	---------	---

11/4/17 •	W, 35-28	A
-----------	----------	---

10/27/18 •	W, 41-10	H
------------	----------	---

10/26/19 •	W, 58-21	A
------------	----------	---



AUSTIN PEAY ALL-TIME AGAINST THE 2019 SCHEDULE



EASTERN KENTUCKY

Overall: 6-46

H: 3-22 | A: 3-24

10/23/59	L, 7-21	A
10/22/60	L, 13-27	H
10/21/61	L, 7-21	A
10/20/62	L, 7-14	H
9/21/63 •	L, 0-14	A
9/19/64 •	W, 26-0	H
9/18/65 •	*L, 30-35	A
9/17/66 •	L, 15-33	H
9/29/67 •	L, 0-37	A
10/5/68 •	L, 20-21	H
10/4/69 •	L, 10-29	A
10/3/70 •	L, 7-38	H
10/2/71 •	L, 9-14	A
9/30/72 •	L, 6-21	H
9/29/73 •	L, 7-24	A
10/5/74 •	L, 9-22	H
10/4/75 •	L, 0-49	A
10/2/76 •	L, 13-27	H
10/1/77 •	W, 20-17	A
9/30/78 •	L, 0-14	H
9/29/79 •	L, 10-35	A
10/4/80 •	L, 10-23	H
10/3/81 •	L, 14-41	A
10/2/82 •	L, 18-27	H
10/1/83 •	L, 14-31	A
9/29/84 •	L, 3-20	H
10/5/85 •	L, 10-20	A
11/1/86 •	L, 17-27	H
10/31/87 •	L, 7-50	A
10/8/88 •	L, 10-56	H
10/7/89 •	L, 20-45	A
11/3/90 •	L, 14-38	H
11/16/91 •	L, 0-21	A
11/14/92 •	L, 14-45	H
9/25/93 •	L, 7-48	A
9/24/94 •	L, 14-27	H
11/11/95 •	L, 0-28	A
11/16/96 •	L, 10-24	H
9/27/97	L, 3-56	A
11/10/07 •	L, 14-28	H
9/27/08 •	L, 10-13 [OT]	A
10/24/09 •	W, 24-20	H
11/20/10 •	L, 3-17	A
9/24/11 •	W, 23-17	H
10/13/12 •	L, 14-45	A
10/5/13 •	L, 3-38	A
10/4/14 •	L, 0-31	H
9/26/15 •	L, 13-51	A
11/12/16 •	L, 30-67	H
11/11/17 •	W, 31-24	A
11/3/18 •	L, 13-17	H
11/2/19 •	W, 27-20 [OT]	A

* - Eastern Kentucky forfeited its 1965 victory against Austin Peay following season's end.

UT MARTIN

formerly UT Junior College

Overall: 26-39-2

H: 13-19 | A: 9-19 | U: 3-3-2

1930	L, 0-30	U
11/26/31	T, 0-0	U
1932	T, 6-6	U
1936	L, 0-18	A
1936	L, 0-32	U
1937	L, 14-20	U
1938	W, 14-13	U
1939	W, 7-0	H
1940	W, 20-0	H
1941	W, 13-0	U
1946	W, 33-0	H
1946	W, 14-0	A
1947	W, 20-7	H
1948	W, 39-0	U
1959	L, 10-21	H
10/1/60 •	L, 7-13	A
9/30/61 •	L, 7-14	H
9/29/62 •	L, 0-16	A
11/23/63	W, 20-6	H
11/21/64	W, 35-0	A
11/20/65	W, 49-0	H
11/19/66	W, 17-13	A
11/23/67	L, 6-47	H
11/28/68	W, 9-7	A
9/13/69	L, 6-7	H
10/17/70	L, 21-22	A
10/16/71	L, 3-17	H
10/14/72	W, 18-6	A
10/27/73	L, 0-26	H
11/2/74	L, 26-31	A
11/1/75	L, 15-24	H
9/11/76	L, 0-24	A
9/10/77	L, 10-23	H
9/9/78	W, 21-14	A
9/8/79	W, 34-7	H
9/13/80	L, 20-24	A
11/21/81	W, 28-14	H
9/18/82	L, 14-17	H
9/10/83	W, 45-6	A
9/8/84	W, 13-10	H
9/14/85	W, 13-7	A
9/13/86	W, 36-0	H
9/12/87	L, 10-30	A
9/9/89	L, 0-21	A
9/8/90	L, 10-24	H
11/9/91	L, 28-34	A
11/21/92 •	W, 32-18	H
11/20/93 •	L, 33-39 [OT2]	H
11/19/94 •	W, 27-21	A
11/18/95 •	L, 28-31	A
11/23/96 •	W, 55-24	H
11/15/97	L, 26-36	H
8/28/03	L, 20-21	A
9/18/04	L, 14-31	H
9/30/06	L, 10-20	H
9/22/07 •	W, 17-14	H
9/20/08 •	L, 17-31	H
11/21/09 •	L, 38-48	A
11/6/10 •	L, 12-28	H
10/8/11 •	L, 23-61	A
9/22/12 •	L, 6-31	H
10/26/13 •	L, 14-38	H

10/25/14 •	L, 7-37	A
10/17/15 •	L, 14-44	H
10/8/16 •	L, 31-45	A
9/30/17 •	W, 7-0	H
9/22/18 •	L, 7-37	A

MURRAY STATE

Overall: 15-36

H: 10-15 | A: 5-21

1953	L, 13-33	H
1954	L, 7-44	A
1955	L, 13-20	H
1956	L, 27-33	A
9/28/63 •	L, 0-14	A
9/25/64 •	W, 26-10	H
9/25/65 •	W, 23-6	A
9/24/66 •	W, 49-0	H
11/4/67 •	W, 37-20	A
11/9/68 •	W, 56-35	H
11/8/69 •	L, 41-53	A
11/7/70 •	W, 45-7	H
11/6/71 •	L, 6-16	A
11/4/72 •	W, 33-20	H
11/3/73 •	L, 19-31	A
11/9/74 •	L, 8-16	H
11/8/75 •	L, 10-14	A
11/6/76 •	L, 13-23	H
11/5/77 •	W, 13-0	A
11/4/78 •	W, 23-17	H
11/3/79 •	L, 10-24	A
11/8/80 •	W, 24-0	H
11/7/81 •	L, 29-34	A
11/6/82 •	L, 7-21	H
11/5/83 •	W, 17-16	H
11/3/84 •	L, 13-20 [OT2]	A
11/9/85 •	L, 6-14	H
11/22/86 •	L, 14-24	H
11/21/87 •	L, 0-40	A
11/19/88 •	L, 3-19	H
11/18/89 •	L, 43-49	A
11/17/90 •	L, 24-31 [OT3]	H
11/23/91 •	W, 27-9	H
10/3/92 •	L, 10-27	A
10/9/93 •	L, 14-38	A
10/8/94 •	L, 14-29	H
9/30/95 •	L, 17-45	H
10/5/96 •	L, 7-51	A
10/12/97	L, 0-51	A
11/12/05	L, 6-42	A
11/17/07 •	W, 23-17	A
10/4/08 •	L, 12-32	H
11/7/09 •	L, 17-27	A
11/13/10 •	L, 35-61	H
11/12/11 •	L, 24-56	A
10/6/12 •	L, 14-52	H
10/18/13 •	L, 3-31	A
10/18/14 •	W, 20-13	H
10/10/15 •	L, 18-34	A
10/1/16 •	L, 17-45	H
9/23/17 •	W, 27-7	A
11/17/18 •	W, 48-23	H

EASTERN ILLINOIS

Overall: 4-15

H: 2-8 | A: 2-7

9/27/58	W, 21-6	H
9/26/59	W, 12-8	A
9/10/88	L, 0-44	A
9/2/89	L, 0-36	H
9/5/92	L, 9-14	H
8/31/95	L, 13-31	H
11/2/96 •	L, 7-42	H
10/25/97	L, 14-42	A
11/15/08 •	W, 15-13	A
9/26/09 •	L, 20-30	H
10/30/10 •	L, 10-28	A
10/29/11 •	L, 10-19	H
9/29/12 •	L, 15-65	A
10/10/13 •	L, 7-63	H
9/20/14 •	L, 7-63	A
10/3/15 •	L, 16-40	H
9/24/16 •	L, 35-56	A
11/18/17 •	W, 28-13	H
11/10/18 •	L, 21-52	A
11/13/10 •	L, 35-61	H
11/12/11 •	L, 24-56	A
10/6/12 •	L, 14-52	H
10/18/13 •	L, 3-31	A
10/18/14 •	W, 20-13	H
10/10/15 •	L, 18-34	A
10/1/16 •	L, 17-45	H
9/23/17 •	W, 27-7	A
11/10/18 •	L, 21-52	A



2019 NUMERICAL ROSTER

No.	Name	Pos.	Ht.	Wt.	Cl.	Hometown (Previous School)
1	Erskine Francis	DB	6-0	175	R-Jr.	New Orleans, La. (Fort Scott CC)
1	Jay Parker	WR	5-5	149	So.	Nashville, Tenn. (Pearl-Cohn HS)
2	Baniko Harley	WR	6-1	181	Jr.	Birmingham, Ala. (Ramsay HS)
3	Johnathon Edwards	DB	6-2	180	Sr.	Philadelphia, Miss. (Northeast Mississippi CC)
3	JaVaughn Craig	QB	6-2	210	Sr.	Chattanooga, Tenn. (McCallie HS)
4	Prince Momodu	RB	6-0	204	Sr.	Brentwood, Tenn. (Brentwood Academy)
4	Chris Hopkins	LB	6-1	205	Sr.	Brentwood, Tenn. (Brentwood Academy)
5	Kentel Williams	RB	6-0	190	Sr.	Knoxville, Tenn. (Fulton HS)
5	Rodney Saulsberry Jr.	DB	5-10	180	Sr.	Memphis, Tenn. (Whitehaven HS)
6	Elijah Shepard	DB	6-0	200	R-Jr.	Pell City, Ala. (Pell City HS)
6	Jeremiah Oatsvall	QB	6-1	200	Jr.	Brentwood, Tenn. (Brentwood Academy)
7	Kadeem Goulbourne	WR	6-4	211	Sr.	Weston, Fla. (Iowa Western CC)
7	Rashon Davis	DB	6-0	175	R-Jr.	St. Louis, Mo. (Eastern Michigan)
8	Keenan Barnes	WR	6-3	208	R-Sr.	Madison, Miss. (Louisiana-Lafayette)
8	Isaiah Norman	DB	6-1	201	R-So.	Memphis, Tenn. (Cordova HS)
9	Elijah Brown	TE	6-3	246	Jr.	Morristown, Tenn. (Morristown West HS)
9	Kwame Sutton	DL	6-1	233	So.	Blacksburg, S.C. (Blacksburg HS)
10	Pat Walker	LB	6-0	219	R-Sr.	Hattiesburg, Miss. (East Central CC)
10	Gorel Soumare	WR	6-3	210	R-Jr.	Dandridge, Tenn. (Jefferson County HS)
11	DeAngelo Wilson	WR	5-8	165	Jr.	Bowling Green, Ky. (Bowling Green HS)
11	Terrell Vassel	DB	6-0	190	R-Jr.	East Orange, N.J. (Villanova)
12	Corey Simmons	WR	5-7	164	R-Jr.	Nashville, Tenn. (Stratford HS)
12	Drew Harris	QB	6-3	200	So.	Camden, N.J. (Dodge City CC)
13	Kordell Jackson	DB	5-11	163	Jr.	Birmingham, Ala. (Ramsay HS)
13	Darius Nalls	WR	6-2	188	So.	Fayette, Ala. (Fayette County HS)
14	Tyriq Arties	DB	6-0	185	R-So.	St. Louis, Mo. (Nebraska-Kearney)
15	Collier Pecht	QB	6-2	195	Fr.	Woodstock, Ga. (Sequoyah HS)
15	Kam Williams	QB	6-2	190	R-So.	Memphis, Tenn. (Southwind HS)
15	Jequaries Martin	DL	6-3	240	R-Jr.	Chilton, Ala. (Middle Tennessee)
16	Bryce Robinson	QB	5-11	190	Fr.	Clarksville, Tenn. (Clarksville Academy)
16	James Tobin	DB	5-11	180	Jr.	Louisville, Ky. (Desales HS)
17	Josh Alexander	WR	5-9	184	Sr.	Norcross, Ga. (Norcross HS)
18	Jack McDonald	LB	6-0	210	R-So.	Brentwood, Tenn. (Brentwood Academy)
18	Trey Pruitt	TE	6-5	211	Jr.	Mount Juliet, Tenn. (Mount Juliet HS)
19	Coreon Jackson	DB	5-11	186	Jr.	Clarksville, Tenn. (Kenwood HS)
19	Justyn Baker	WR	5-9	150	So.	Chattanooga, Tenn. (Notre Dame HS)
20	Lelan Wilhoite	WR	5-11	185	Fr.	Murfreesboro, Tenn. (Siegel HS)
21	Ahmaad Tanner	RB	6-0	200	Jr.	Dalton, Ga. (Dalton HS)
21	Aquantis Saunders	DB	5-11	180	R-Fr.	Clarksville, Tenn. (Kenwood HS)
22	Trent Taylor	DB	6-1	176	Sr.	Brentwood, Tenn. (Brentwood Academy)
23	Geordon Pollard	WR	6-2	186	Fr.	Pinson, Ala. (Pinson Valley HS)
24	Armond Carter Jr.	RB	5-10	185	Sr.	Smyrna, Tenn. (Smyrna HS)
24	Travion Woodard	DB	5-11	180	So.	Springfield, Tenn. (Springfield)
25	Cole Phillips	K	6-2	210	Jr.	Cairo, Ga. (Cairo HS)
25	JJ Mercer	WR	5-9	160	So.	Nashville, Tenn. (Pearl-Cohn HS)
26	Juantarius Bryant	DB	5-10	205	R-Sr.	Nashville, Tenn. (Maplewood HS)
27	DeMilton Rocker	DB	5-11	170	So.	Knoxville, Tenn. (Central HS)
28	Jariel Wilson	RB	5-9	188	Fr.	Franklin, Tenn. (Centennial HS)
29	Joseph Newberry	DB	6-1	160	Jr.	Memphis, Tenn. (Ridgeway HS)
31	Corey Petersen	P	6-0	205	So.	Mornington, Melbourne, Australia (Monash Univ.)
32	Brandon Lopes	LB	6-2	219	So.	Stockbridge, Ga. (Stockbridge HS)
33	Cameron Miller	LB	6-0	220	Jr.	Odessa, Fla. (Mississippi State)
34	Devin Burns	DL	6-1	250	Fr.	Somerville, Tenn. (Fayette-Ware HS)
35	Ken Wilson	LB	6-1	200	R-Jr.	Cordova, Tenn. (Mississippi College)
36	Hunter Scholato	TE	6-2	220	R-So.	Hendersonville, Tenn. (Station Camp HS)
37	Logan Birchfield	K	5-11	183	R-Sr.	Elizabethton, Tenn. (Elizabethton HS)
39	Devin Stuart	P	5-10	160	R-Sr.	Kingsport, Tenn. (Dobyns-Bennett HS)
40	Spencer Katoanga	LB	6-0	225	R-So.	Oceanside, Calif. (Palomar College)
41	Darryl Rogan	DL	6-3	225	Fr.	Nashville, Tenn. (Pearl-Cohn HS)
42	JaQuan Foote	LB	6-0	220	Fr.	Opelika, Ala. (Opelika HS)
43	Lucas Betten	LS	6-1	205	Jr.	Riverside, Calif. (Riverside City College)
44	Josephus Smith	DL	5-9	285	R-Jr.	Leeds, Ala. (Miles College)

ALPHABETICAL

No.	Name	Pos
17	Josh Alexander	WR
77	Kyle Anderton	OL
14	Tyriq Arties	DB
46	Cameron Bailey	DL
19	Justyn Baker	WR
8	Keenan Barnes	WR
82	JP Batarseh	WR
57	Garrett Bell	OL
82	Devyn Bender	WR
56	Jamir Best	DL
43	Lucas Betten	LS
37	Logan Birchfield	K
9	Elijah Brown	TE
26	Juantarius Bryant	DB
34	Devin Burns	DL
68	Gavin Campbell	OL
24	Armond Carter Jr.	RB
71	Jacob Caughell	OL
3	JaVaughn Craig	QB
7	Rashon Davis	DB
58	Darion Debrossard	OL
87	Ashton Dodd	K/P
3	Johnathon Edwards	DB
55	Caleb Florence	OL
42	Jaquan Foote	LB
1	Erskine Francis	DB
49	Lorenzo Frazier	DB
91	Matthew Gayle	DL
8	Justin Gibbs	WR
7	Kadeem Goulbourne	WR
99	Derreion Greenlee	DL
96	Marquise Griffin	DL
2	Baniko Harley	WR
12	Drew Harris	QB
45	Lennon Harris III	DB
52	Mason Harwell	DL
4	Chris Hopkins	LB
13	Kordell Jackson	DB
19	Coreon Jackson	DB
54	Seth Johnson	OL
40	Spencer Katoanga	LB
59	Jake Kilby	OL
32	Brandon Lopes	LB
97	Terrell Lucas	DL
15	Jequaries Martin	DL
66	Bryan McCann	OL
18	Jack McDonald	LB
51	Colby McKee	OL
94	Caden McKinnis	DL
25	JJ Mercer	DB
33	Cameron Miller	LB
53	Blake Mitchell	OL
4	Prince Momodu	RB
78	Preston Moody	OL
92	Jaylen Moore	DL
13	Darius Nalls	WR
29	Joseph Newberry	DB
8	Isaiah Norman	DB
6	Jeremiah Oatsvall	QB
1	Jay Parker	WR
31	Corey Petersen	P
25	Cole Phillips	K



ALPHABETICAL

No.	Name	Pos
23	Geordon Pollard	WR
88	Dean Powell	DL
18	Trey Pruitt	TE
95	Elijah Rawlins	DL
16	Bryce Robinson	QB
27	DeMilton Rocker	DB
41	Darryl Rogan	DL
50	Nathan Romero	LB
89	Talen Rucker-Dailey	WR
	David Russell III	DL
10	Rodney Saulsberry Jr.	DB
41	Aquantis Saunders	DB
72	Hunter Schmeisser	OL
36	Hunter Scholato	TE
47	Nic Screnock	LS
6	Elijah Shepard	LB
12	Corey Simmons	WR
44	Josephus Smith	DL
10	Gorel Soumare	WR
39	Devin Stuart	P
9	Kwame Sutton	DL
21	Ahmaad Tanner	RB
22	Trent Taylor	DB
16	James Tobin	DB
11	Terrell Vassel	DB
10	Pat Walker	LB
81	Blake Watson	TE
65	Nate Wellington	OL
90	John Wesley Whiteside	DL
48	Shaun Whittinghill	DL
85	Sam Wiesbrook	LS
20	Lelan Wilhoite	WR
63	Bucky Williams	OL
15	Kam Williams	QB
5	Kentel Williams	RB
11	DeAngelo Wilson	WR
28	Jariel Wilson	RB
35	Ken Wilson	LB
24	Travion Woodard	DB
74	Zach Yates	OL
93	Jau'Von Young	DL

2019 NUMERICAL ROSTER

No.	Name	Pos.	Ht.	Wt.	Cl.	Hometown (Previous School)
45	Lennon Harris III	DB	5-10	160	R-Fr.	Smyrna, Tenn. (Smyrna HS)
46	Cameron Bailey	DL	6-3	255	Fr.	Silver Spring, Md. (DeMatha Catholic HS)
47	Nic Screnock	LS	5-10	219	R-So.	Mt. Juliet, Tenn. (Wilson Central HS)
48	Shaun Whittinghill	DL	6-3	255	R-Sr.	Louisville, Ky. (Moore Traditional School)
49	Lorenzo Frazier	DB	5-9	190	So.	Brighton, Tenn. (Brighton HS)
50	Nathan Romero	LB	6-3	190	Fr.	Evanston, Ill. (Bergen Catholic HS)
51	Colby McKee	OL	6-5	265	R-So.	Georgetown, Ky. (Scott County HS)
52	Mason Harwell	DL	6-2	289	R-So.	Memphis, Tenn. (Harding Academy HS)
53	Blake Mitchell	OL	6-1	308	Jr.	Brentwood, Tenn. (Mississippi State)
54	Seth Johnson	OL	6-5	310	R-So.	Olive Branch, Miss. (Lewisburg HS)
55	Caleb Florence	OL	6-3	243	Jr.	Opelika, Ala. (Opelika HS)
56	Jamir Best	DL	6-2	270	Fr.	Warner Robbins, Ga. (Peach County HS)
57	Garrett Bell	OL	6-5	270	So.	Birmingham, Ala. (Briarwood Christian School)
58	Darion DeBrossard	OL	6-4	295	R-Sr.	Snellville, Ga. (Vanderbilt)
59	Jake Kilby	OL	6-5	300	So.	Oakdale, Tenn. (Coalfield HS)
63	Bucky Williams	OL	6-2	280	So.	Ringgold, Ga. (Ringgold HS)
65	Nate Wellington	OL	6-3	350	Jr.	Lawrenceville, Ga. (Georgia Military Academy)
66	Bryan McCann	OL	6-5	315	Sr.	Yorba Linda, Calif. (Golden West College)
68	Gavin Campbell	OL	6-5	285	Fr.	Southaven, Miss. (DeSoto Central HS)
71	Jacob Caughell	OL	6-0	255	Fr.	Apopka Fla. (Apopka HS)
72	Hunter Schmeisser	OL	6-4	309	R-Sr.	Brentwood, Tenn. (Brentwood HS)
74	Zach Yates	OL	6-2	320	Fr.	Eads, Tenn. (Briarcrest Christian HS)
77	Kyle Anderton	OL	6-4	302	R-Sr.	Gallatin, Tenn. (Vanderbilt)
78	Preston Moody	OL	6-5	275	Fr.	Clarksville, Tenn. (Clarksville Academy)
81	Blake Watson	TE	6-2	220	So.	Maryville, Tenn. (Maryville HS)
82	Jack Sensing	WR	6-0	180	Fr.	Burns, Tenn. (Dickson County HS)
82	Devyn Bender	WR	6-3	190	Fr.	Clarksville, Tenn. (Clarksville HS)
82	JP Batarseh	WR	5-8	160	R-So.	Franklin, Tenn. (Franklin HS)
85	Sam Wiesbrook	LS	6-6	200	Fr.	Yorkville, Ill. (Yorkville HS)
87	Ashton Dodd	K/P	6-0	155	Fr.	Hendersonville, Tenn. (Hendersonville HS)
88	Dean Powell	DL	6-4	270	Fr.	New Kent, Va. (New Kent HS)
89	Talen Rucker-Dailey	WR	5-10	155	Fr.	Bessemer, Ala. (Pinson Valley HS)
90	John Wesley Whiteside	DL	6-1	325	Jr.	Dalton, Ga. (The Citadel)
91	Matthew Gayle	DL	6-5	237	R-Jr.	Knoxville, Tenn. (Fulton HS)
92	Jaylen Moore	DL	6-2	280	R-Sr.	Chattanooga, Tenn. (Tusculum)
93	Jau'Von Young	DL	6-2	210	Fr.	Nashville, Tenn. (Republic HS)
94	Caden McKinnis	DL	6-3	272	Fr.	Russellville, Ky. (Logan County HS)
95	Elijah Rawlins	DL	6-3	248	So.	Hopkinsville, Ky. (Hopkinsville HS)
96	Marquise Griffin	DL	6-3	320	Sr.	Carthage, Miss. (East Mississippi CC)
97	Terrell Lucas	DL	6-3	255	Sr.	Hollywood, Fla. (Duke)
99	Derreion Greenlee	DL	6-1	284	Fr.	Memphis, Tenn. (Lausanne Collegiate School)

PRONUNCIATION GUIDE

Student-Athletes

Tyriq Arties	arr-TEES
JP Batarseh	buh-TAR-see
Juantarius Bryant	whan-TARE-ee-us
Jacob Caughell	caw-GELL
Javaughn Craig	juh-VAWN
Erskine Francis	ER-skin
Kadeem Goulbourne	GOAL-born
Derreion Greenlee	dair-EE-on

Student-Athletes

Baniko Harley	buh-NEE-ko
Spencer Katoanga	cuh-TONG-uh
Jequaries Martin	juh-CARE-iss
Prince Momodu	MOM-uh-due
Jeremiah Oatsvall	OATS-vol
Geordon Pollard	like 'Jordan'
Hunter Schmeisser	Sh-MY-sur
Hunter Scholato	show-LAH-toe

Student-Athletes

Nic Screnock	SKREE-nock
Gorel Soumare	sue-MARR-ay
Sam Wiesbrook	WEEZ-brook
Jau'Von Young	juh-VAWN

Coaches

Chad Bumphis	bum-FISS
Craig Candeto	can-DEE-toh
Marquase Lovings	like 'Marcus'



MARK HUDSPETH

Twitter: @APCoachHud

Position: **Head Coach** • Experience: **15th Season**

Career Record: **99-62** • APSU Record: **4-3, First Season** • Alma Mater: **Delta State, 1992**

Mark Hudspeth was announced as the 20th head football coach in Austin Peay program history on Dec. 11, 2018.

Hudspeth comes to Austin Peay after spending the 2018 season as the associate head coach and tight ends coach at Mississippi State. The Bulldogs finished the regular season 8-4 and ranked No. 18 in the College Football Playoff poll.

Hudspeth has 16 years of head coaching experience at the FBS, NCAA Division II and high school levels, and his teams went a combined 142-60 with him at the helm.

Prior to joining Joe Moorhead's staff at Mississippi State, Hudspeth spent seven seasons (2011-17) as the head coach of the Louisiana Ragin' Cajuns. In each of his first four seasons, the Ragin' Cajuns finished 9-4, with victories in the New Orleans Bowl in each of those seasons. The 2011 victory in the New Orleans Bowl was the program's first bowl appearance since 1970. The Cajuns appeared in the New Orleans Bowl again following the 2016 season.

The 2013 Ragin' Cajuns were co-Sun Belt Champions after finishing tied atop the regular-season standings, and finished in the top three of the conference standings in each of his first four seasons.

In 2014, Louisiana running back Elijah McGuire was voted as the Sun Belt Player of the Year and Offensive Player of the Year after accumulating more than 1,700 yards from scrimmage and 16 touchdowns. In total, 47 players earned All-Sun Belt honors during Hudspeth's tenure, and three players - Alonzo Harris (2011), McGuire (2013) and Joe Dillon (2016) - were each named as the league's Freshman of the Year, with McGuire and Dillon also earning Freshman All-America honors.

Six players from Hudspeth's Louisiana teams were selected in the NFL Draft, including Tracy Walker, who went 85th overall to the Detroit Lions in the 2018 NFL Draft - the first player from Louisiana selected in the Draft's first three rounds since 2011.

Prior to turning around a Louisiana program that was 3-9 before his arrival, Hudspeth made his first coaching stop in Starkville, serving as the passing game coordinator and wide receivers coach at Mississippi State for two seasons (2009-10). During his tenure, he tutored wide receiver Chad Bumphis, who would go on to set the MSU record in career receiving yards.

Hudspeth had tremendous success as head coach at then-NCAA Division II North Alabama, leading the Lions to a 66-21 record in seven seasons (2002-08). During his time at the helm of the program, UNA won two Gulf South Conference championships and competed in the Division II Championship five times.

In his second season, Hudspeth led the Lions to the 2003 Gulf South Conference title with a 9-0 conference record, and all the way to the national semifinals. He was named the Gulf South Coach of the Year while also being voted the NCAA Division II Region 2 Coach of the Year by the American Football Coaches Association.





HEAD COACH MARK HUDSPETH



In 2005, the Lions went 11-3 and advanced to the national semifinals for the second time in three seasons. The 2006 campaign saw even greater success, as Hudspeth led the team to an unblemished conference record and another Gulf South Conference championship and national quarterfinal appearance. After finishing the season 11-1, Hudspeth was again named Gulf South Coach of the Year and NCAA Division II Region 2 Coach of the Year.

Ultimately, the Lions won double-digit games in four consecutive seasons: the 2007 squad finished 10-2 and made the nation quarterfinals, and the 2008 team went 12-2, and made a third appearance in the national semifinals under Hudspeth.

Hudspeth earned a bachelor's degree in health and education from Delta State in 1992. A four-year letterwinner, he was a starting safety as a junior before moving to starting quarterback in his final season. He began his coaching career as a graduate assistant at Central Arkansas and earned a master's degree in secondary school administration from UCA in 1993.

Hudspeth's first full-time coaching position came at Nicholls State, where he served as wide receivers and tight ends coach in 1994 and running backs coach in 1995.

He returned to his high school alma mater – Winston Academy in Louisville, Miss. – in 1996, and led the program to a 25-1 record in two seasons after it had just one win in the two years prior to his arrival. He led the 1997 squad to the Mississippi Private School Association Class A state title.

Before his extremely successful tenure as the UNA head coach, Hudspeth returned to UCA in 1998 as defensive backs coach, and then returned to Delta State as offensive coordinator (1999-2000). He spent the 2001 season as the offensive coordinator of Navy.

Hudspeth is married to the former Tyla McConnell and is the father of four sons: Gunner, Captain, Major and Rocky; and one daughter, Carley.

HUDSPETH HIGHLIGHTS

COACHING EXPERIENCE

2019-Present, Austin Peay, Head Coach
 2018, Mississippi State, Associate Head Coach/Tight Ends
 2011-17, Louisiana, Head Coach
 2009-10, Mississippi State, Passing Game Coordinator/Wide Receivers
 2002-08, North Alabama, Head Coach
 2001, Navy, Offensive Coordinator
 1999-00, Delta State, Offensive Coordinator
 1998, Central Arkansas, Defensive Backs
 1997-98, Winston Academy HS, Head Coach
 1994-95, Nicholls, Wide Receivers/Tight Ends, Running Backs
 1992-93, Central Arkansas, Graduate Assistant

PLAYING EXPERIENCE

1987-91, Delta State
 • Started at safety as a junior and quarterback as a senior

EDUCATION

Delta State (B.S., Health and Education), 1992
 Central Arkansas (M.S., Secondary School Administration), 1993

CAREER ACHIEVEMENTS

Directed the Ragin' Cajuns to a share of the Sun Belt Championship in 2013.
 Took Louisiana from 3-9 to 9-4 in his first season in 2011, leading the Ragin' Cajuns to their first bowl appearance since 1970.
 Won 2000 Division II National Championship at Delta State, with offense setting title-game records in rushing (524 yards), total yards (649) and first downs (36).
 Won 1997 Mississippi Private School Association Class A state title at Winston Academy.
 Led Louisiana-Lafayette to five New Orleans Bowl appearances, including four straight victories from 2011-15.
 In total, 47 players earned All-Sun Belt honors during his tenure, including 2014 Sun Belt Player of the Year and Offensive Player of the Year Elijah McGuire.
 Guided then-NCAA Division II North Alabama to five postseason appearances and two Gulf South Conference titles.
 Twice named the Gulf South Conference Coach of the Year and NCAA Division II Region 2 Coach of the Year.

COACHING STAFF

Name Twitter	Position Responsibilities	at Austin Peay	Alma Mater, Year
Marquase Lovings @MarquaseLovings	Associate Head Coach Defensive Line	1st season	Howard, 2006
Tim Zetts @ZettsTim	Offensive Coordinator Quarterbacks	1st season	Akron, 2009
Mark Powell @coach_pow	Defensive Coordinator Linebackers	1st season	Lafayette, 2014
Dominique Bowman @Dbowman85	Co-Defensive Coordinator Secondary	1st season	Lambuth, 2008
Chad Bumphis @CoachBump	Assistant Coach Wide Receivers	1st season	Mississippi State, 2013
Craig Candeto @CoachCandeto	Assistant Coach Running Backs	1st season	Navy, 2004
Eddy Morrissey @eddy_morrissey	Assistant Coach Offensive Line	1st season	Plymouth State, 1994
Keith Scott @Keith_Scott05	Assistant Coach Nickels	1st season	Arkansas-Pine Bluff, 2005
Kevon Beckwith @DLcoachbeck	Assistant Coach Assistant Defensive Line	1st season	Louisiana, 2015
Jordan Frazier @CoachFrazier92	Director of Operations Specialists	1st season	Mississippi State, 2014
Spencer Grubbs @sgrubbsAP	Director of Recruiting	1st season	Tennessee, 2017
Camie Cole @camiecole	On-Campus Recruiting Coordinator Administrative Assistant	1st season	LSU, 2017
Maurey Bland MaureyBland6	Chief of Staff Director of Player of Personnel	1st season	Mississippi State
Chris Campbell	Director of Sports Performance	1st season	Iowa State, 2013



THE LAST TIME A GOVERNOR...



Had 40 carries: Jay Bailey (47) at Kentucky Wesleyan, 10/1, 9/02
Had 30 carries: Omar Williams (35) vs. Jacksonville St., 11/2/13
Rushed for 200 yards: Kentel Williams (203) vs. Morehead St., 9/16/17
Rushed for 150 yards: Kentel Williams (173) vs. Jacksonville St., 9/28/19
Rushed for 100 yards: Kentel Williams (173) vs. Jacksonville St., 9/28/19
Rushed 90 yards for a TD: Jay Bailey (99) at Valparaiso, 9/23/00
Rushed 80 yards for a TD: Otis Gerron (89) vs. Mercer, 10/11/14
Rushed 70 yards for a TD: Kentel Williams (72) at ETSU, 9/21/19
Two Gobs rushed for 100 yards in the same game: Kentel Williams (181) and Jeremiah Oatsvall (117) at Morehead St., 9/15/18

Scored 30 points: Daniel Williams (30) vs. UT Martin, 11/23 1996
Scored 5 TDs: Daniel Williams (5) vs. UT Martin, 11/23 1996
Scored 4 TDs: Kentel Williams (4) at Morehead St., 9/15/18
Scored 3 TDs: JaVaughn Craig (3) vs. Jacksonville St., 9/28/19
Rushed for 3 TDs: JaVaughn Craig (3) vs. Jacksonville St., 9/28/19

Attempted 50 passes: Jake Ryan (61) at Jacksonville St., 11/10/12
Attempted 40 passes: Jake Ryan (40) vs. Murray St., 10/6/12
Attempted 30 passes: JaVaughn Craig (35) at Eastern Ky., 11/2/19
Completed 40 passes: Jake Ryan (40) at Jacksonville St., 11/10/12
Completed 30 passes: Brian Baker (32) vs. Campbellsville, 8/30/01.
Completed 20 passes: JaVaughn Craig (21) at Eastern Ky., 11/2/19
Completed 80% of passes: Tommy Hays (82.4) vs. Murray St., 10/1/16
Completed 70% of passes: JaVaughn Craig (71.4) vs. Jacksonville St., 9/28/19
Passed for 400 yards: Brian Baker (426) vs. Campbellsville, 8/30/01
Passed for 300 yards: JaVaughn Craig (322) vs. Tennessee St., 11/5/16
Passed for 250 yards: JaVaughn Craig (294) at Tennessee Tech, 10/26/19
Passed for 5 TDs: JaVaughn Craig (5) vs. Tennessee Tech, 10/26/19
Passed for 4 TDs: JaVaughn Craig (5) vs. Tennessee Tech, 10/26/19
Passed for 3 TDs: JaVaughn Craig (3) at Eastern Ky., 11/2/19
Had a 90-yard completion: Jesse Kellogg (91) vs. Campbellsville, 9/6/03
Had a 70-yard completion: JaVaughn Craig (72) vs. Jacksonville St., 9/28/19
Had a 60-yard completion: JaVaughn Craig (72) vs. Jacksonville St., 9/28/19

Had 200 receiving yards: Michael Farrell (210) vs. Campbellsville, 8/30/01
Had 150 receiving yards: DeAngelo Wilson (150) at Tenn. Tech, 10/26/19
Had 100 receiving yards: DeAngelo Wilson (105) at Eastern Ky., 11/2/19
Had 3 TD receptions: DeAngelo Wilson (3) vs. NC Central, 8/29/19
Had 2 TD receptions: DeAngelo Wilson (2) at Tenn. Tech, 10/26/19
Caught a 90-yard pass: Paul Derrick (91) vs. Campbellsville, 9/6/03
Caught a 70-yard pass: DeAngelo Wilson (72) vs. Jacksonville St., 9/28/19
Caught 10 passes: DJ Montgomery (10) vs. Presbyterian 9/8/18
Two Gobs had 100 receiving yards: DeAngelo Wilson (107) and Keenan Barnes (105) at Mercer, 9/14/19

Gained 400 total offensive yards: JaVaughn Craig (466) vs. Tennessee St., 11/5/16
Gained 200 all-purpose yards: Kentel Williams (208) vs. NC Central, 8/29/19

Made a 55-yard field goal: Brian Yarbrough (55) vs. Western Kentucky (1983)
Made a 50-yard field goal: Nick Gauna (52) vs. Eastern Kentucky, 2016
Made a 45-yard field goal: Logan Birchfield (49) vs. NC Central, 8/29/19
Made a 40-yard field goal: Logan Birchfield (44) at Tenn. Tech, 10/26/19
Scored 12 points by kicking: Stephen Stansell (13) vs. Tennessee St., 10/1/11
Made 5 kicking PATs: Logan Birchfield (6) at Tenn. Tech, 10/26/19
Made 4 field goals: Stephen Stansell (4) vs. Tennessee St., 9/18/10
Made 3 field goals: Logan Birchfield (3) vs. Central Arkansas, 9/7/19
Attempted 4 field goals: Logan Birchfield (4) vs. Central Arkansas, 9/7/19
Had a 60-yard punt: Devin Stuart (65) at Jacksonville St., 9/29/18
Punted 10 times: Ben Campbell (11) vs. vs. Eastern Kentucky, 10/4/14
Averaged 45 yards per punt: Devin Stuart (46.7) at Eastern Ky., 11/2/19

Return 5 punts: Tyler Clendenen (5) vs. Culver-Stockton, 11/3/12
Total 60 punt return yards: DeAngelo Wilson (74) at Morehead St., 9/15/18
Had a 40-yard punt return: DeAngelo Wilson (40) at Morehead St., 9/15/18
Returned a punt for a TD: Tee Howell (65) vs. Central St., 11/5/11

Returned a kickoff for a TD: Kyran Moore (91) at UCF, 10/28/17
Had a 90-yard kickoff return: Kyran Moore (91) at UCF, 10/28/17
Had 6 kickoff returns: Kyran Moore (8) at UCF, 10/28/17
Total 200 kickoff return yards: Kyran Moore (223) at UCF, 10/28/17
Total 150 kickoff return yards: Kyran Moore (223) at UCF, 10/28/17

Had 19 or more tackles in a game: Johnathan Shuler (19) vs. Southeast Mo., 10/27/12
Had 15 tackles in a game: Gunnar Scholato (17) vs. Tennessee St. 10/6/18
Had 3.0 sacks in a game: Joe Bell (3.0) vs. Campbellsville, 9/06/03
Had 4.0 tackles for loss: Joe Bell (4.0) vs. Centre, 9/14/02

Forced 2 fumbles: Jaison Williams (2) vs. Jacksonville State, 10/7/17
Returned a fumble for a TD: Jeremy Ross (16) vs. Middle Tenn., 9/11/10
Returned a fumble 60 yards: Kevis Buckley (64) vs. Tennessee St., 9/15/07

Returned an interception for a TD: Kordell Jackson at Mercer, 9/14/19
Returned two interceptions for a TD: Kordell Jackson at Mercer, 9/14/19
Returned an interception 80 yards: Ryan Taylor (88) at Valparaiso, 9/11/04
Had 4 interceptions: Taylon Jenkins at Georgetown, 11/14/98
Had 3 interceptions: Thomas Sexton vs. Kentucky Wesleyan, 10/20/01
Had 2 interceptions: Kordell Jackson vs. Jacksonville St., 9/28/19

Blocked a PAT kick: Derrick James vs. Morehead St., 9/16/17
Intercepted a 2-pt. conversion pass: N/A
Scored a defensive two-point conversion: Demarion Allen vs. Tennessee St., 11/5/16
Blocked a field goal: Gunnar Scholato vs. Morehead St., 9/16/17
Returned a blocked field goal for a TD: Kevis Buckley (67) at Southeast Mo., 11/3/07
Blocked a punt: Daryl Rollins-Davis vs. Southeast Mo., 10/21/17
Returned a blocked punt for a TD: Jeremy Ross (34) vs. vs. Jacksonville St., 10/31/09

Offensive lineman scored TD: Ryan Rockensuess at UCF, 10/28/17



THE LAST TIME THE GOVERNORS...



Were shutout: at Georgia (45-0), 9/1/18

Shutout an opponent: vs. Presbyterian (24-0), 9/8/18

Scored 50 points: at Tennessee Tech (58), 10/26/19

Scored 60 points: at Morehead St. (78), 9/15/18

Scored 70 points: at Morehead St. (78), 9/15/18

Rushed for 400 yards: at Morehead St. (518), 9/15/18

Rushed for 300 yards: at Tennessee Tech (318), 10/26/19

Rushed 70 times: Tennessee-Martin (71), 11/23/96

Rushed 60 times: vs. Eastern Illinois (66), 11/18/17

Rushed 50 times: at Tennessee Tech (57), 10/26/19

Rushed for 6 TDs: vs. Tennessee State (6), 10/6/18

Rushed for 4 TDs: vs. Jacksonville St. (5), 9/28/19

Failed to rush for 100 yards: at Eastern Kentucky, 11/2/19

Attempted 50 passes: at Jacksonville St. (61), 11/10/12

Completed 40 passes: at Jacksonville St. (40), 11/10/12

Completed 30 passes: at Jacksonville St. (40), 11/10/12

Completed 80 percent of its passes: Murray State (81.8), 10/18/14

Completed 60 percent of its passes: vs. Jacksonville St. (71.4), 9/28/19

Passed for 400 yards: vs. Campbellsville (426), Aug. 30/01

Passed for 300 yards: at Tennessee St. (308), 10/19/19

Threw 5 TD passes: at Tennessee Tech (5), 10/26/19

Threw 4 TD passes: at Tennessee Tech (5), 10/26/19

Threw 3 TD passes: at Tennessee Tech (5), 10/26/19

Failed to pass for 100 yards: vs. Eastern Kentucky (71), 11/3/18

Had 90 offensive plays: at Virginia-Wise (90), 11/06/99

Had 80 offensive plays: at Tennessee Tech (83), 10/26/19

Had 600 offensive yards: at Tennessee Tech (614), 10/26/19

Had 500 offensive yards: at Tennessee Tech (614), 10/26/19

Had 400 offensive yards: at Tennessee Tech (614), 10/26/19

Scored 8 TDs: at Tennessee Tech (8), 10/26/19

Scored 7 TDs: at Tennessee Tech (8), 10/26/19

Scored 6 TDs: at Tennessee Tech (8), 10/26/19

Committed no turnovers: at Tennessee Tech, 10/26/19

Returned 7 punts: at Campbellsville (7), 9/4/04

Had 70 yards in punt returns: at Morehead St. (74), 9/15/18

Returned 10 kickoffs: at UCF (10), 10/28/17

Had 200 yards in kick returns: at UCF (238), 10/28/17

Intercepted 6 passes: vs. Kentucky Wesleyan (6), 10/20/01

Intercepted 5 passes: at Murray St. (5), 11/17/07

Intercepted 4 passes: vs. Cumberland (4), 9/10/05

Had 6 sacks: at Valparaiso (6.0), 9/23/00

Had 5 sacks: Kentucky Wesleyan (5.0), 10/20/01

Had 20 tackles for loss: at Valparaiso (20.0), 9/23/00

Had 15 tackles for loss: at Jacksonville (16.0), 9/30/00

Had 10 tackles for loss: at Mercer (10.0), 9/14/19

Forced 4 fumbles: 4, Ohio 9/21/13

Recovered 4 fumbles: 4, Tennessee St., 10/6/18

Held opponent to under 100 rush yards: at Tennessee Tech (92), 10/26/19

Held opponent to under 100 passing yards: vs. Presbyterian (94), 9/8/18

Did not force a turnover: at Tennessee Tech, 10/26/19

Blocked three punts: Southeast Missouri (3), 11/22/08

Had 100 yards in penalties: at Tennessee Tech (103), 10/26/19

Recorded a safety: at Jacksonville State, 11/10/12

Won an OT game: at Eastern Kentucky (28-21), 11/2/19

Lost an OT game: at Eastern Kentucky (10-13), 9/27/08

Beat Ranked FCS Opponent: vs. #20 Southeast Missouri (28-24), 10/12/19

Beat a FBS Opponent: at Kansas State (26-22), 9/5/87



FORTERA STADIUM



For nearly eight decades, Fortera Stadium has served as the home of Austin Peay State University football along with the University's track and field teams.

Clarksville and Governors athletics received a boost in 1946, when the city of Clarksville opened its new Municipal Stadium at the then-edge of the former Austin Peay State College. The stadium became the home field for local schools and APSC for football games and track events.

The city maintained its ownership and operation of the Municipal Stadium until 1970. In that year, as a result of a cooperative agreement between Austin Peay, the county officials and the city officials, the city conveyed title to one-third of the stadium to the State of Tennessee for the university. The other one-third went to Montgomery County.

Austin Peay, Montgomery County, and the city of Clarksville were authorized to appropriate funds to the newly created Stadium Authority for constructing, remodeling and operating the stadium, including adding east side seating. The members of the Stadium Authority were appointed by the county and by the university.

In addition, the natural grass surface—because it was being used by the local schools and Governors alike—was replaced by AstroTurf and the east side two-level press box was constructed in 1979.

The stadium was in desperate need of a new turf in the early 1990s. However, the Clarksville-Montgomery County school system, which was amidst growth and expansion, indicated it could not afford to be a part of the turf replacement. As a result, Austin Peay agreed to purchase Municipal Stadium from the Stadium Authority in 1993.

Stadia Turf replaced the AstroTurf, which was placed by the Stadium Authority, before 1993 season's start. The playing surface was changed again in 2004, when Polytan surfaces were installed on the football field (Mega Grass) and track (Polytan WSS 15).

Other than a new scoreboard being erected for the 2007 season, those were the last major upgrades until plans were announced Aug. 20, 2012 to all but replace Governors Stadium when \$16 million was approved by the state for new construction.

A ceremonial demolition of Governors Stadium began following the season-ending Nov. 19 contest against Southeast Missouri. Despite the coldest winter in recent memory, including ice conditions that shut down the University for three days, the construction crew lost just one day of work.

A 3-foot-by-5 foot sinkhole that opened up into a 40-foot crater in May could not deter the project's conclusion.

What resulted is a \$19 million facility that has four levels on its west side. On the lower level is the player locker room, featuring new dark wood lockers with nameplates to recognize some of the donors that made them possible. Also on that level is a players lounge; athletic training room and equipment room.

Fans on levels 3 and 4 find the amenities of club seating and skyboxes – new features to the stadium. The skyboxes, which feature a sports-bar like atmosphere, feature tiered stadium-type seating with up to 22 seats per viewing room. In addition, each skybox has a bar with locations for bar stools, tables and chairs to seat four to six people.

The Governors Stadium skyboxes have sliding glass at the front of the viewing rooms, a push button to control a public address speaker and two television monitors.

The main concourses feature enhanced concession stands along with sport murals created to honor memorable Gobs players and teams, with the hopes more will be created for future stars. The conference champions from 1948 and 1977 have wall spaces as well as the program's only back-to-back eight-win seasons in 1964 and 1965.

Meanwhile, the field itself has been replaced with its fourth artificial turf, FieldTurf XT, manufactured by FieldTurf, a Tarkett Sports Company. The turf, includes the new Governors logo at midfield.

Outside the southwest corner of the stadium, the Hendricks Fox Walk in the Blake Jenkins Plaza lists the names of all lettermen to wear the red and white.

The new stadium also created a revamped tailgating experience in a more central location outside the stadium.

In April 2016, following the Spring Game, a ceremony was held outside the stadium to celebrate its rechristening into Fortera Stadium. Country singer Maggie Rose performed before fans enjoyed a fireworks show.

In March 2017, construction completed on a new weightroom project inside Fortera Stadium. The state-of-the-art facility will service not only Austin Peay football but a host of the department's programs. The new space will free up the weight room in the Dunn Center and houses racks, free weights and treadmills in the facility.

In 2018, additions to the athletic training facility were completed to better care for the student-athletes.

FORTERA STADIUM

Stadium Name	Fortera Stadium
Capacity	8,000
Surface	FieldTurfXT
First Season at Fortera Stadium	1946

TOP 5 ATTENDANCE RECORDS

- 12,201 - Tennessee State - Oct. 6, 2018
- 9,428 - Southeast Missouri - Oct. 21, 2017
- 8,812 - UT Martin - Sept. 30, 2017
- 8,214 - Eastern Illinois - Nov. 18, 2017
- 8,152 - Morehead State - Sept. 16, 2017



MEDIA INFORMATION



Austin Peay State University

UNIVERSITY

Name of School..... Austin Peay State University
 Location Clarksville, TN 37040
 Founded 1927
 Enrollment 10,463
 President..... Dr. Alisa White
 Alma Mater, Year Lee University, 1980
 Athletics Director..... Gerald Harrison
 Alma Mater, Year Tennessee, 2001
 School Colors..... Red and White
 Nickname..... Governors
 Affiliations NCAA Division I FCS
 Ohio Valley Conference
 Ticket Office Phone 931/221-PEAY (7329)

FORTERA STADIUM

Stadium Name Fortera Stadium
 Capacity 8,000
 Surface FieldTurfXT
 First Season at Fortera Stadium 1946

HISTORY

First Year of Football 1930
 Seasons 82
 All-Time Record..... 291-544-16

THE STADIUM ON GAME DAY

- Press Will Call is located on the east side of Fortera Stadium and will open 90 minutes before kickoff.
- Austin Peay provides complimentary food and beverages to credentialed members of the media attending the game.
- Press Parking is located in the at the intersection of Henry and Marion Streets on the Austin Peay campus, next to the east side of Fortera Stadium.

DIRECTIONS TO THE STADIUM

From Interstate 24 (Exit 4)

- Turn onto US-79 West (Wilma Rudolph Blvd.)
- Wilma Rudolph Blvd. becomes College Street
- Turn right on Eighth Street, go three blocks
- Turn left onto Bailey Street
- Press & Public Parking is located to the left, with the Press Parking entrance available prior to end of the street (Henry Street).
- Press Parking only available via parking pass obtained prior to the day of the game from the Athletics Communications Office. Otherwise, parking is permitted elsewhere in the lot.

AUSTIN PEAY ATHLETICS COMMUNICATIONS

MEDIA INFORMATION

CREDENTIALS & PARKING: For games at Fortera Stadium, contact Cody Bush at least 24 hours prior to the game.

INTERVIEWS: All interview requests should be submitted at least 24 hours in advance to the Austin Peay Athletics Communications Office...

- **HEAD COACH:** Head coach Mark Hudspeth typically will be available during the week for interviews, as arranged through the Athletics Communications Office.
- **STUDENT-ATHLETES:** All interviews with student-athletes will be scheduled to occur before or after practice in order to accommodate student-athlete's academic schedules. No interviews will be granted the day of a game. Student-athletes should not be contacted directly by the media.
- **POST-GAME:** Head coach Mark Hudspeth and requested student-athletes will be conducted postgame after a cooling off period. Media members should provide a list of student-athlete names to Colby Wilson or another member of the Athletics Communications staff prior to the five-minute mark of the fourth quarter.

ON THE WEB: The 2019 media guide, weekly game notes, statistics and schedules may be found on the internet at www.LetsGoPeay.com, Austin Peay State University's official athletics website.

STAFF DIRECTORY

Name	Title	Email	Phone (931)
Cody Bush	Director	bushc@apsu.edu	221-7561
Colby Wilson^	Associate Director	wilsonrc@apsu.edu	221-6561
Casey Crigger	Assistant	criggerc@apsu.edu	221-6563

*-primary football contact ^-interim football contact

Mailing Address:

APSU Athletics Communications Office
 P.O. Box 4515
 Clarksville, TN 37044

Shipping Address:

APSU Athletics Communications Office
 681 Summer Street
 Clarksville, TN 37040



LETSGOPEAY.COM

THE OFFICIAL ATHLETICS WEBSITE OF AUSTIN PEAY

OHIO VALLEY CONFERENCE COMMUNICATIONS

ONLINE PRESS BOX: The OVC Football Online Press Box is a one-stop shop for gathering information about the OVC and its member schools. Media can access it at www.OVCSports.com/footballpressbox or through links at OVCSports.com.

SOCIAL MEDIA: Get breaking news about the OVC by following the OVC through Social Media. Check out the OVC sites at Twitter and Facebook (@OVCSports) and the league's blog at OVCEXtra.com.

WEEKLY NOTES: The OVC will release its Players of the Week each Sunday afternoon throughout the season. The full weekly notes report will be released each Monday throughout the season by 5 p.m. CT. The report is available via e-mail, and is posted on the league's website in text and PDF versions. Statistics are updated after each gameday on the OVC Website.

OVC TELECONFERENCE: During the regular season a weekly teleconference featuring the league's nine head coaches will be held every Tuesday morning at 10 a.m. Central Time. The first teleconference will take place on Tuesday, Aug 28. A schedule of what times coaches will appear weekly is below. For information on how to access the call, please contact Kyle Schwartz.

- **AUSTIN PEAY:** Head coach Mark Hudspeth appears on the call at 10:35 a.m. (CT) each week.

STAFF DIRECTORY

Name	Title	Email	Phone (615)
Kyle Schwartz*	Assistant Commissioner	kschwartz@ovc.org	690-6685
Heather Brown	Director	hbrown@ovc.org	690-6687

*-primary football contact

The Automated ScoreBook
Austin Peay Overall Team Statistics (as of Nov 02, 2019)
All games

Team Statistics	APSU	OPP
SCORING	309	213
Points Per Game	34.3	23.7
Points Off Turnovers	48	13
FIRST DOWNS	185	167
Rushing	77	47
Passing	93	90
Penalty	15	30
RUSHING YARDAGE	1598	864
Yards gained rushing	1731	1062
Yards lost rushing	133	198
Rushing Attempts	358	299
Average Per Rush	4.5	2.9
Average Per Game	177.6	96.0
TDs Rushing	17	6
PASSING YARDAGE	2272	1996
Comp-Att-Int	168-292-8	193-333-11
Average Per Pass	7.8	6.0
Average Per Catch	13.5	10.3
Average Per Game	252.4	221.8
TDs Passing	21	19
TOTAL OFFENSE	3870	2860
Total Plays	650	632
Average Per Play	6.0	4.5
Average Per Game	430.0	317.8
KICK RETURNS: #-Yards	31-511	36-620
PUNT RETURNS: #-Yards	14-166	4-12
INT RETURNS: #-Yards	11-262	8-43
KICK RETURN AVERAGE	16.5	17.2
PUNT RETURN AVERAGE	11.9	3.0
INT RETURN AVERAGE	23.8	5.4
FUMBLES-LOST	7-1	11-5
PENALTIES-Yards	90-887	62-540
Average Per Game	98.6	60.0
PUNTS-Yards	45-1613	56-2202
Average Per Punt	35.8	39.3
Net punt average	35.6	35.6
KICKOFFS-Yards	57-3049	43-2159
Average Per Kick	53.5	50.2
Net kick average	38.7	34.8
TIME OF POSSESSION/Game	29:47	30:13
3RD-DOWN Conversions	57/135	51/147
3rd-Down Pct	42%	35%
4TH-DOWN Conversions	7/14	9/19
4th-Down Pct	50%	47%
SACKS BY-Yards	14-77	6-28
MISC YARDS	0	0
TOUCHDOWNS SCORED	40	25
FIELD GOALS-ATTEMPTS	10-17	13-13
ON-SIDE KICKS	0-0	0-3
RED-ZONE SCORES	(30-35) 86%	(30-33) 91%
RED-ZONE TOUCHDOWNS	(22-35) 63%	(20-33) 61%
PAT-ATTEMPTS	(39-40) 98%	(22-22) 100%
ATTENDANCE	28405	47119
Games/Avg Per Game	4/7101	5/9424
Neutral Site Games		0/0

Score by Quarters	1st	2nd	3rd	4th	OT	Total
Austin Peay	68	96	72	66	7	309
Opponents	43	29	42	99	0	213

The Automated ScoreBook
Austin Peay Overall Individual Statistics (as of Nov 02, 2019)
All games

Rushing	gp	att	gain	loss	net	avg	td	lg	avg/g
WILLIAMS, Kentel	8	126	665	32	633	5.0	6	55	79.1
CRAIG, JaVaughn	9	74	425	37	388	5.2	6	27	43.1
TANNER, Ahmaad	8	75	309	20	289	3.9	4	23	36.1
MOMODU, Prince	9	46	218	8	210	4.6	1	34	23.3
WILHOITE, Lelan	3	14	56	1	55	3.9	0	15	18.3
OATSVALL, Jeremiah	2	8	35	8	27	3.4	0	17	13.5
WILLIAMS, Kam	3	2	9	0	9	4.5	0	5	3.0
SIMMONS, Corey	8	1	6	0	6	6.0	0	6	0.8
PARKER, Jay	2	1	4	0	4	4.0	0	4	2.0
HARLEY, Baniko	9	3	4	6	-2	-0.7	0	2	-0.2
STUART, Devin	9	1	0	9	-9	-9.0	0	0	-1.0
TEAM	7	7	0	12	-12	-1.7	0	0	-1.7
Total	9	358	1731	133	1598	4.5	17	55	177.6
Opponents	9	299	1062	198	864	2.9	6	52	96.0

Passing	gp	effic	comp-att-int	pct	yds	td	lg	avg/g
CRAIG, JaVaughn	9	144.23	137-240-5	57.1	1941	17	76	215.7
OATSVALL, Jeremiah	2	118.59	26-42-3	61.9	237	3	29	118.5
WILSON, DeAngelo	9	0.00	0-3-0	0.0	0	0	0	0.0
WILLIAMS, Kam	3	58.40	1-2-0	50.0	2	0	2	0.7
HARLEY, Baniko	9	496.00	2-2-0	100.0	55	1	40	6.1
TEAM	7	0.00	0-1-0	0.0	0	0	0	0.0
STUART, Devin	9	268.00	1-1-0	100.0	20	0	20	2.2
WILLIAMS, Kentel	8	242.80	1-1-0	100.0	17	0	17	2.1
Total	9	141.15	168-292-8	57.5	2272	21	76	252.4
Opponents	9	120.53	193-333-11	58.0	1996	19	58	221.8

Receiving	gp	no.	yds	avg	td	lg	avg/g
WILSON, DeAngelo	9	52	966	18.6	9	72	107.3
HARLEY, Baniko	9	31	530	17.1	4	76	58.9
WILLIAMS, Kentel	8	24	175	7.3	2	27	21.9
BARNES, Keenan	7	21	235	11.2	1	38	33.6
MOMODU, Prince	9	9	52	5.8	1	20	5.8
GOULBOURNE, Kadee	9	6	53	8.8	1	20	5.9
TANNER, Ahmaad	8	6	31	5.2	1	12	3.9
SOUMARE, Gorel	9	5	103	20.6	1	48	11.4
ALEXANDER, Josh	9	5	44	8.8	0	16	4.9
BROWN, Elijah	9	3	30	10.0	0	16	3.3
PARKER, Jay	2	3	13	4.3	0	7	6.5
POLLARD, Geordon	6	2	23	11.5	1	14	3.8
CRAIG, JaVaughn	9	1	17	17.0	0	17	1.9
Total	9	168	2272	13.5	21	76	252.4
Opponents	9	193	1996	10.3	19	58	221.8

Punt Returns	no.	yds	avg	td	lg
WILSON, DeAngelo	13	158	12.2	0	27
MOMODU, Prince	1	8	8.0	0	0
Total	14	166	11.9	0	27
Opponents	4	12	3.0	0	11

Interceptions	no.	yds	avg	td	lg
JACKSON, Kordell	6	159	26.5	2	69
TAYLOR, Trent	2	35	17.5	0	35
WALKER, Pat	1	38	38.0	0	38
EDWARDS, Johnathan	1	26	26.0	0	26
MCDONALD, Jack	1	4	4.0	0	4
Total	11	262	23.8	2	69
Opponents	8	43	5.4	0	37

Kick Returns	no.	yds	avg	td	lg
ALEXANDER, Josh	12	263	21.9	0	44
WILLIAMS, Kentel	10	192	19.2	0	24
MOMODU, Prince	3	28	9.3	0	24
HARLEY, Baniko	2	25	12.5	0	18
CARTER JR, Armond	1	7	7.0	0	7
WILSON, DeAngelo	1	-4	-4.0	0	0
WILSON, Ken	1	0	0.0	0	0
SOUMARE, Gorel	1	0	0.0	0	0
Total	31	511	16.5	0	44
Opponents	36	620	17.2	0	77

Fumble Returns	no.	yds	avg	td	lg
Total	0	0	0.0	0	0
Opponents	0	0	0.0	0	0

The Automated ScoreBook
Austin Peay Overall Individual Statistics (as of Nov 02, 2019)
All games

Scoring	td	fg	PAT				dxd	saf	pts
			kick	rush	rcv	pass			
BIRCHFIELD, Logan	-	10-17	38-38	-	-	-	-	-	68
WILSON, DeAngelo	9	-	-	-	-	-	-	-	54
WILLIAMS, Kentel	8	-	-	-	-	-	-	-	48
CRAIG, JaVaughn	6	-	-	-	-	-	-	-	36
TANNER, Ahmaad	5	-	-	-	-	-	-	-	30
HARLEY, Baniko	4	-	-	-	-	-	-	-	24
MOMODU, Prince	2	-	-	-	-	-	-	-	12
JACKSON, Kordell	2	-	-	-	-	-	-	-	12
POLLARD, Geordon	1	-	-	-	-	-	-	-	6
BARNES, Keenan	1	-	-	-	-	-	-	-	6
GOULBOURNE, Kadee	1	-	-	-	-	-	-	-	6
SOUMARE, Gorel	1	-	-	-	-	-	-	-	6
PHILLIPS, Cole	-	-	1-2	-	-	-	-	-	1
Total	40	10-17	39-40	-	-	-	-	-	309
Opponents	25	13-13	22-22	-	1	1-3	-	-	213

Total Offense	g	plays	rush	pass	total	avg/g
CRAIG, JaVaughn	9	314	388	1941	2329	258.8
WILLIAMS, Kentel	8	127	633	17	650	81.2
TANNER, Ahmaad	8	75	289	0	289	36.1
OATSVALL, Jeremiah	2	50	27	237	264	132.0
MOMODU, Prince	9	46	210	0	210	23.3
WILHOITE, Lelan	3	14	55	0	55	18.3
HARLEY, Baniko	9	5	-2	55	53	5.9
WILLIAMS, Kam	3	4	9	2	11	3.7
STUART, Devin	9	2	-9	20	11	1.2
SIMMONS, Corey	8	1	6	0	6	0.8
PARKER, Jay	2	1	4	0	4	2.0
TEAM	7	8	-12	0	-12	-1.7
Total	9	650	1598	2272	3870	430.0
Opponents	9	632	864	1996	2860	317.8

Field Goals	fg	pct.	01-19	20-29	30-39	40-49	50-99	lg	blk
BIRCHFIELD, Logan	10-17	58.8	0-0	6-6	2-6	2-5	0-0	49	0

FG Sequence	Austin Peay	Opponents
NC Central	(27),(49)	(24)
Central Arkansas	47,(39),(32),(27)	(25)
Mercer	(20),(20)	(27),(22)
ETSU	44	(48),(37)
Jacksonville State	(22),39	-
Southeast Missouri	34	(22)
Tennessee State	(21),34,32	(43),(22),(36),(50)
Tennessee Tech	(44)	-
Eastern Kentucky	45	(33),(28)

Punting	no.	yds	avg	lg	tb	fc	i20	50+	blk
STUART, Devin	41	1504	36.7	57	0	27	15	2	0
PETERSEN, Corey	4	109	27.2	35	0	1	2	0	0
Total	45	1613	35.8	57	0	28	17	2	0
Opponents	56	2202	39.3	57	2	20	13	7	1

Kickoffs	no.	yds	avg	tb	ob	retn	net	ydln
PHILLIPS, Cole	47	2550	54.3	8	4			
BIRCHFIELD, Logan	10	499	49.9	1	0			
Total	57	3049	53.5	9	4	17.2	38.7	26
Opponents	43	2159	50.2	6	2	16.5	34.8	30

Numbers in (parentheses) indicate field goal was made.

The Automated ScoreBook
Austin Peay Overall Individual Statistics (as of Nov 02, 2019)
All games

All Purpose	g	rush	rcv	pr	kr	ir	total	avg/g
WILSON, DeAng	9	0	966	158	-4	0	1120	124.4
WILLIAMS, Kent	8	633	175	0	192	0	1000	125.0
HARLEY, Banik	9	-2	530	0	25	0	553	61.4
CRAIG, JaVaug	9	388	17	0	0	0	405	45.0
TANNER, Ahma	8	289	31	0	0	0	320	40.0
ALEXANDER, J	9	0	44	0	263	0	307	34.1
MOMODU, Princ	9	210	52	8	28	0	298	33.1
BARNES, Keena	7	0	235	0	0	0	235	33.6
JACKSON, Kord	9	0	0	0	0	159	159	17.7
SOUMARE, Gor	9	0	103	0	0	0	103	11.4
WILHOITE, Lela	3	55	0	0	0	0	55	18.3
GOULBOURNE,	9	0	53	0	0	0	53	5.9
WALKER, Pat	9	0	0	0	0	38	38	4.2
TAYLOR, Trent	9	0	0	0	0	35	35	3.9
BROWN, Elijah	9	0	30	0	0	0	30	3.3
OATSVALL, Jer	2	27	0	0	0	0	27	13.5
EDWARDS, Joh	8	0	0	0	0	26	26	3.2
POLLARD, Geor	6	0	23	0	0	0	23	3.8
PARKER, Jay	2	4	13	0	0	0	17	8.5
WILLIAMS, Kam	3	9	0	0	0	0	9	3.0
CARTER JR, Ar	5	0	0	0	7	0	7	1.4
SIMMONS, Core	8	6	0	0	0	0	6	0.8
MCDONALD, Ja	9	0	0	0	0	4	4	0.4
STUART, Devin	9	-9	0	0	0	0	-9	-1.0
TEAM	7	-12	0	0	0	0	-12	-1.7
Total	9	1598	2272	166	511	262	4809	534.3
Opponents	9	864	1996	12	620	43	3535	392.8

The Automated ScoreBook
Austin Peay Overall Defensive Statistics (as of Nov 02, 2019)
All games

##	Defensive Leaders	gp	Tackles				Sacks no-yds	Pass defense			Fumbles		blkd	
			ua	a	tot	tfl/yds		int-yds	brup	qbh	rcv-yds	ff	kick	saf
26	BRYANT, Juantarius	9	40	34	74	0.5-1	.	.	4
1L	MCDONALD, Jack	9	34	38	72	4.5-8	.	1-4	1	3	1-0	1	.	.
1B	WALKER, Pat	9	23	32	55	3.5-10	0.5-1	1-38	3	3
8D	NORMAN, Isaiah	9	26	11	37	1.0-2	.	.	4
90	WHITESIDE, John	9	12	23	35	5.0-12	.	.	1	6	.	1	.	.
44	SMITH, Josephus	9	18	17	35	12.0-46	3.5-22	.	.	3
48	WHITTINGHILL, Shaun	9	12	19	31	5.5-21	2.0-11	.	2	3	1-0	1	.	.
22	TAYLOR, Trent	9	18	11	29	2.0-4	.	2-35	3
13	JACKSON, Kordell	9	24	4	28	5.0-15	1.0-2	6-159	2	3	.	1	.	.
1D	FRANCIS, Erskine	8	17	7	24	.	.	.	6
9D	SUTTON, Kwame	9	3	21	24	1.0-5	.	.	.	3
91	GAYLE, Matthew	6	5	13	18	5.0-26	2.0-15	.	.	4	1-0	.	.	.
2D	EDWARDS, Johnathan	8	11	6	17	.	.	1-26	4
6D	SHEPARD, Elijah	9	7	10	17	2.5-6	1-0	.	.	.
33	MILLER, Cameron	6	9	6	15	1.5-11	1.0-7
96	GRIFFIN, Marquise	9	6	9	15	0.5-2	.	.	.	3
52	HARWELL, Mason	5	3	11	14	2.0-10	2.0-10	.	.	1
16	TOBIN, James	3	4	7	11	2.0-6	1.0-5	.	3	.	.	1	.	.
93	YOUNG, Jau'von	9	4	7	11	1.0-1	.	.	1	2
5D	SAULSBERRY, Rodney	5	6	2	8	1.0-2
7D	DAVIS, Rashon	5	7	1	8
89	MARTIN, Jequaries	4	2	4	6	0.5-0	.	.	.	2
56	BEST, Jamir	6	3	1	4
12	SIMMONS, Corey	8	1	3	4
40	MOMODU, Prince	9	4	.	4	1.0-8	1	.
41	ROGAN, Darryl	9	1	2	3
21	TANNER, Ahmaad	8	2	1	3
19	JACKSON, Coreon	9	1	2	3	0.5-1
28	SAUNDERS, Aquantis	3	1	1	2
35	WILSON, Ken	9	1	1	2
18	PRUITT, Trey	3	1	1	2
58	DEBROSSARD, Darion	4	.	2	2	0.5-1
17	ALEXANDER, Josh	9	1	1	2
29	NEWBERRY, Joseph	8	.	1	1	.	.	.	1
10	SOUMARE, Gorel	9	.	1	1
25	PHILLIPS, Cole	9	.	1	1
20	HARLEY, Baniko	9	1	.	1
14	ARTIES, Tyriq	8	.	1	1
4D	HOPKINS, Chris	2	1	.	1
70	GOULBOURNE, Kadeem	9	1	.	1
99	GREENLEE, Derrieon	1	1	.	1
92	MOORE, Jaylen	8	1	.	1	1.0-4	1.0-4
47	SCRENOCK, Nic	9	.	1	1
37	BIRCHFIELD, Logan	9	1-0	.	.	.
Total		9	312	313	625	59-202	14-77	11-262	35	36	5-0	5	1	.
Opponents		9	357	302	659	49-149	6-28	8-43	33	27	1-0	4	.	.

The Automated ScoreBook
Austin Peay Team Game-by-Game (as of Nov 02, 2019)
All games

TEAM STATISTICS

		Rushing				Receiving				Passing				Kick Returns				Punt Returns				tot		
Date	Opponent	no.	yds	td	lg	no.	yds	td	lg	cmp	att	int	yds	td	lg	no.	yds	td	lg	no.	yds	td	lg	off
Aug 29	NC CENTRAL	49	291	1	39	25	272	4	40	25	40	3	272	4	40	3	45	0	24	1	0	0	0	563
Sep 07	CENTRAL ARKANSAS	38	141	0	18	17	210	1	76	17	34	1	210	1	76	3	54	0	19	1	22	0	22	351
Sep 14	at Mercer	40	168	3	22	18	252	1	38	18	32	0	252	1	38	4	72	0	20	1	8	0	0	420
Sep 21	at ETSU	30	126	1	26	19	233	1	54	19	38	2	233	1	54	3	60	0	20	4	49	0	13	359
Sep 28	JACKSONVILLE STATE	50	246	5	55	15	220	2	72	15	21	0	220	2	72	3	30	0	24	1	15	0	15	466
Oct 12	SOUTHEAST MISSOURI	39	142	2	23	17	243	2	48	17	28	0	243	2	48	5	107	0	25	1	-1	0	0	385
Oct 19	at Tennessee State	26	103	1	30	19	308	2	53	19	38	2	308	2	53	4	38	0	22	3	56	0	27	411
Oct 26	at Tennessee Tech	57	318	3	34	17	296	5	53	17	26	0	296	5	53	2	-4	0	0	1	11	0	11	614
Nov 2	at Eastern Kentucky	29	63	1	13	21	238	3	49	21	35	0	238	3	49	4	109	0	44	1	6	0	6	301
		358	1598	17	55	168	2272	21	76	168	292	8	2272	21	76	31	511	0	44	14	166	0	27	3870
Opponents		299	864	6	52	193	1996	19	58	193	333	11	1996	19	58	36	620	0	77	4	12	0	11	2860

Games: 9 • Avg/rush: 4.5 • Avg/catch: 13.5 • Pass effic: 141.15 • KR avg: 16.5 • PR avg: 11.9 • All purpose avg/game: 534.3 • Total offense avg/gm: 430.0

Date	Opponent	Tackles				Sacks no-yds	Fumble		Pass Defense			blkd kick	PAT Attempts			off		
		ua	a	total	tfl-yds		ff	fr-yds	int-yds	qbh	brup		kick	rush	rcv	saf	t/o	pts
Aug 29	NC CENTRAL	37	26	63	10.0-39	2.0-17	0	0-0	0-0	6	3	0	5-5	0	0	0	0	41
Sep 07	CENTRAL ARKANSAS	29	38	67	9.0-32	3.0-10	1	2-0	0-0	4	2	0	1-1	0	0	0	3	16
Sep 14	at Mercer	35	40	75	10.0-29	2.0-9	1	1-0	2-98	0	8	1	6-6	0	0	0	14	48
Sep 21	at ETSU	40	28	68	2.0-6	0.0-0	0	1-0	1-4	4	3	0	2-2	0	0	0	0	14
Sep 28	JACKSONVILLE STATE	34	19	53	4.0-17	1.0-9	0	1-0	3-67	8	10	0	7-7	0	0	0	17	52
Oct 12	SOUTHEAST MISSOURI	25	38	63	5.0-27	2.0-14	1	0-0	2-47	7	1	0	4-4	0	0	0	7	28
Oct 19	at Tennessee State	43	42	85	4.0-14	1.0-9	0	0-0	0-0	0	3	0	3-3	0	0	0	0	24
Oct 26	at Tennessee Tech	33	42	75	9.0-28	2.0-8	2	0-0	0-0	2	2	0	7-8	0	0	0	0	58
Nov 2	at Eastern Kentucky	36	40	76	6.0-10	1.0-1	0	0-0	3-46	5	3	0	4-4	0	0	0	7	28
Opponents		312	313	625	59.0-202	14.0-77	5	5-0	11-262	36	35	1	39-40	0	0	0	48	309
		357	302	659	49.0-149	6.0-28	4	1-0	8-43	27	33	0	22-22	0	1	0	13	213

		Punting										Field Goals			Kickoffs				
Date	Opponent	no.	yds	avg	long	blkd	tb	fc	50+	i20	md-att	long	blkd	no.	yds	avg	tb	ob	
Aug 29	NC CENTRAL	3	97	32.3	51	0	0	0	1	1	2-2	49	0	8	395	49.4	0	1	
Sep 07	CENTRAL ARKANSAS	7	266	38.0	42	0	0	5	0	2	3-4	39	0	5	295	59.0	0	0	
Sep 14	at Mercer	5	169	33.8	44	0	0	2	0	2	2-2	20	0	9	485	53.9	0	1	
Sep 21	at ETSU	6	220	36.7	44	0	0	6	0	3	0-1	0	0	3	157	52.3	0	0	
Sep 28	JACKSONVILLE STATE	5	195	39.0	49	0	0	4	0	1	1-2	22	0	9	397	44.1	0	1	
Oct 12	SOUTHEAST MISSOURI	8	282	35.2	41	0	0	6	0	4	0-1	0	0	5	320	64.0	2	0	
Oct 19	at Tennessee State	4	131	32.8	46	0	0	3	0	1	1-3	21	0	5	301	60.2	1	0	
Oct 26	at Tennessee Tech	2	45	22.5	24	0	0	0	0	0	1-1	44	0	9	486	54.0	5	0	
Nov 2	at Eastern Kentucky	5	208	41.6	57	0	0	2	1	3	0-1	0	0	4	213	53.2	1	1	
		45	1613	35.8	57	0	0	28	2	17	10-17	49	0	57	3049	53.5	9	4	
Opponents		56	2202	39.3	57	1	2	20	7	13	13-13	50	0	43	2159	50.2	6	2	

The Automated ScoreBook
Austin Peay Opponent Game-by-Game (as of Nov 02, 2019)
All games

OPPONENT STATISTICS

		Rushing				Receiving				Passing				Kick Returns				Punt Returns				tot
Date	Opponent	no.	yds	td	lg	no.	yds	td	lg	cmp-att-int	yds	td	lg	no.	yds	td	lg	no.	yds	td	lg	off
Aug 29	NC CENTRAL	29	53	0	10	18	139	1	43	18-43-0	139	1	43	5	57	0	15	0	0	0	0	192
Sep 07	CENTRAL ARKANSAS	30	32	0	10	19	283	3	43	19-30-0	283	3	43	5	69	0	25	1	-5	0	0	315
Sep 14	at Mercer	31	43	0	21	29	287	4	24	29-47-2	287	4	24	6	216	0	77	1	-5	0	0	330
Sep 21	at ETSU	38	150	2	21	18	174	0	24	18-34-1	174	0	24	3	62	0	29	0	0	0	0	324
Sep 28	JACKSONVILLE STATE	23	62	2	12	27	301	3	31	27-53-3	301	3	31	5	30	0	20	0	0	0	0	363
Oct 12	SOUTHEAST MISSOURI	36	124	0	40	15	221	3	45	15-24-2	221	3	45	3	63	0	28	1	11	0	11	345
Oct 19	at Tennessee State	37	116	0	23	27	220	2	35	27-39-0	220	2	35	4	66	0	25	0	0	0	0	336
Oct 26	at Tennessee Tech	32	92	0	13	24	260	3	58	24-32-0	260	3	58	3	13	0	8	0	0	0	0	352
Nov 2	at Eastern Kentucky	43	192	2	52	16	111	0	29	16-31-3	111	0	29	2	44	0	35	1	11	0	11	303
		299	864	6	52	193	1996	19	58	193-333-11	1996	19	58	36	620	0	77	4	12	0	11	2860
Austin Peay		358	1598	17	55	168	2272	21	76	168-292-8	2272	21	76	31	511	0	44	14	166	0	27	3870

Games: 9 • Avg/rush: 2.9 • Avg/catch: 10.3 • Pass effic: 120.53 • KR avg: 17.2 • PR avg: 3.0 • All purpose avg/game: 392.8 • Total offense avg/gm: 317.8

Date	Opponent	Tackles				Sacks no-yds	Fumble		Pass Defense			blkd kick	PAT Attempts			off		
		ua	a	total	tfl-yds		ff	fr-yds	int-yds	qbh	brup		kick	rush	rcv	saf	t/o	pts
Aug 29	NC CENTRAL	61	20	81	8.0-11	0.0-0	0	0-0	3-6	2	5	0	1-1	0	0	0	0	10
Sep 07	CENTRAL ARKANSAS	43	22	65	7.0-17	0.0-0	1	0-0	1-0	8	3	0	3-3	0	0	0	0	24
Sep 14	at Mercer	33	38	71	6.0-14	0.0-0	0	0-0	0-0	2	3	0	4-4	0	0	0	0	34
Sep 21	at ETSU	33	40	73	6.0-24	2.0-15	0	0-0	2-37	6	6	0	2-2	0	0	0	3	20
Sep 28	JACKSONVILLE STATE	46	32	78	4.0-24	1.0-4	1	0-0	0-0	1	2	0	3-3	0	0	0	0	33
Oct 12	SOUTHEAST MISSOURI	44	22	66	6.0-15	0.0-0	1	0-0	0-0	2	2	0	3-3	0	0	0	0	24
Oct 19	at Tennessee State	32	28	60	5.0-11	1.0-0	0	0-0	2-0	2	9	0	2-2	0	0	0	3	26
Oct 26	at Tennessee Tech	34	66	100	2.0-6	0.0-0	0	0-0	0-0	0	2	0	3-3	0	0	0	0	21
Nov 2	at Eastern Kentucky	31	34	65	5.0-27	2.0-9	1	1-0	0-0	4	1	0	1-1	0	1	0	7	21
		357	302	659	49.0-149	6.0-28	4	1-0	8-43	27	33	0	22-22	0	1	0	13	213
Austin Peay		312	313	625	59.0-202	14.0-77	5	5-0	11-262	36	35	1	39-40	0	0	0	48	309

		Punting									Field Goals			Kickoffs				
Date	Opponent	no.	yds	avg	long	blkd	tb	fc	50+	i20	md-att	long	blkd	no.	yds	avg	tb	ob
Aug 29	NC CENTRAL	10	377	37.7	52	0	0	5	1	3	1-1	24	0	3	148	49.3	0	0
Sep 07	CENTRAL ARKANSAS	9	364	40.4	47	0	0	3	0	3	1-1	25	0	4	244	61.0	1	0
Sep 14	at Mercer	4	102	25.5	37	1	0	2	0	1	2-2	27	0	6	242	40.3	0	2
Sep 21	at ETSU	5	217	43.4	52	0	0	0	1	1	2-2	48	0	5	325	65.0	2	0
Sep 28	JACKSONVILLE STATE	5	233	46.6	51	0	0	2	2	3	0-0	0	0	4	150	37.5	0	0
Oct 12	SOUTHEAST MISSOURI	7	298	42.6	50	0	0	4	1	1	1-1	22	0	5	300	60.0	0	0
Oct 19	at Tennessee State	6	242	40.3	48	0	0	1	0	0	4-4	50	0	7	299	42.7	1	0
Oct 26	at Tennessee Tech	5	185	37.0	57	0	1	2	1	0	0-0	0	0	4	182	45.5	2	0
Nov 2	at Eastern Kentucky	5	184	36.8	52	0	1	1	1	1	2-2	33	0	5	269	53.8	0	0
		56	2202	39.3	57	1	2	20	7	13	13-13	50	0	43	2159	50.2	6	2
Austin Peay		45	1613	35.8	57	0	0	28	2	17	10-17	49	0	57	3049	53.5	9	4

The Automated ScoreBook
Austin Peay Game Superlatives (as of Nov 02, 2019)
All games

INDIVIDUAL GAME HIGHS

Rushes	24	WILLIAMS, Kentel vs Jacksonville State (Sep 28, 2019)
Yards Rushing	173	WILLIAMS, Kentel vs Jacksonville State (Sep 28, 2019)
TD Rushes	3	CRAIG, JaVaughn vs Jacksonville State (Sep 28, 2019)
Long Rush	55	WILLIAMS, Kentel vs Jacksonville State (Sep 28, 2019)
Pass attempts	39	OATSVALL, Jeremiah vs NC Central (Aug 29, 2019)
Pass completions	24	OATSVALL, Jeremiah vs NC Central (Aug 29, 2019)
Yards Passing	294	CRAIG, JaVaughn at Tennessee Tech (Oct 26, 2019)
TD Passes	5	CRAIG, JaVaughn at Tennessee Tech (Oct 26, 2019)
Long Pass	76	CRAIG, JaVaughn vs Central Arkansas (Sep 07, 2019)
Receptions	9	BARNES, Keenan at Mercer (Sep 14, 2019)
	9	WILSON, DeAngelo at ETSU (Sep 21, 2019)
Yards Receiving	161	WILSON, DeAngelo at Tennessee Tech (Oct 26, 2019)
TD Receptions	3	WILSON, DeAngelo vs NC Central (Aug 29, 2019)
Long Reception	76	HARLEY, Baniko vs Central Arkansas (Sep 07, 2019)
Field Goals	3	BIRCHFIELD, Logan vs Central Arkansas (Sep 07, 2019)
Long Field Goal	49	BIRCHFIELD, Logan vs NC Central (Aug 29, 2019)
Punts	8	STUART, Devin vs Southeast Missouri (Oct 12, 2019)
Punting Avg	46.7	STUART, Devin at Eastern Kentucky (Nov 2, 2019)
Long Punt	57	STUART, Devin at Eastern Kentucky (Nov 2, 2019)
Punts inside 20	4	STUART, Devin vs Southeast Missouri (Oct 12, 2019)
Long Punt Return	27	WILSON, DeAngelo at Tennessee State (Oct 19, 2019)
Long Kickoff Return	44	ALEXANDER, Josh at Eastern Kentucky (Nov 2, 2019)
Tackles	13	BRYANT, Juantarius at ETSU (Sep 21, 2019)
Sacks	1.5	WHITTINGHILL, Shaun vs Southeast Missouri (Oct 12, 2019)
Tackles For Loss	3.0	WHITESIDE, John at Mercer (Sep 14, 2019)
Interceptions	2	JACKSON, Kordell at Mercer (Sep 14, 2019)
	2	JACKSON, Kordell vs Jacksonville State (Sep 28, 2019)

The Automated ScoreBook
Austin Peay Game Superlatives (as of Nov 02, 2019)
All games

TEAM GAME HIGHS

Rushes	57	at Tennessee Tech (Oct 26, 2019)
Yards Rushing	318	at Tennessee Tech (Oct 26, 2019)
Yards Per Rush	5.9	vs NC Central (Aug 29, 2019)
TD Rushes	5	vs Jacksonville State (Sep 28, 2019)
Pass attempts	40	vs NC Central (Aug 29, 2019)
Pass completions	25	vs NC Central (Aug 29, 2019)
Yards Passing	308	at Tennessee State (Oct 19, 2019)
Yards Per Pass	11.4	at Tennessee Tech (Oct 26, 2019)
TD Passes	5	at Tennessee Tech (Oct 26, 2019)
Total Plays	89	vs NC Central (Aug 29, 2019)
Total Offense	614	at Tennessee Tech (Oct 26, 2019)
Yards Per Play	7.4	at Tennessee Tech (Oct 26, 2019)
Points	58	at Tennessee Tech (Oct 26, 2019)
Sacks By	3	vs Central Arkansas (Sep 07, 2019)
First Downs	30	vs NC Central (Aug 29, 2019)
	30	at Tennessee Tech (Oct 26, 2019)
Penalties	14	vs Jacksonville State (Sep 28, 2019)
Penalty Yards	155	at Mercer (Sep 14, 2019)
Turnovers	3	vs NC Central (Aug 29, 2019)
Interceptions By	3	vs Jacksonville State (Sep 28, 2019)
	3	at Eastern Kentucky (Nov 2, 2019)
Punts	8	vs Southeast Missouri (Oct 12, 2019)
Punting Avg	41.6	at Eastern Kentucky (Nov 2, 2019)
Long Punt	57	at Eastern Kentucky (Nov 2, 2019)
Punts inside 20	4	vs Southeast Missouri (Oct 12, 2019)
Long Punt Return	27	at Tennessee State (Oct 19, 2019)

The Automated ScoreBook
Austin Peay Game Superlatives (as of Nov 02, 2019)
All games

OPPONENT INDIVIDUAL GAME HIGHS

Rushes	21	McCLESKEY, D., at Eastern Kentucky (Nov 2, 2019)
Yards Rushing	145	McCLESKEY, D., at Eastern Kentucky (Nov 2, 2019)
TD Rushes	2	McCLESKEY, D., at Eastern Kentucky (Nov 2, 2019)
Long Rush	52	McCLESKEY, D., at Eastern Kentucky (Nov 2, 2019)
Pass attempts	50	COOPER,Zerrick, vs Jacksonville State (Sep 28, 2019)
Pass completions	29	Robert Riddle, at Mercer (Sep 14, 2019)
Yards Passing	301	COOPER,Zerrick, vs Jacksonville State (Sep 28, 2019)
TD Passes	4	Robert Riddle, at Mercer (Sep 14, 2019)
Long Pass	58	FLEMING, Metriu, at Tennessee Tech (Oct 26, 2019)
Receptions	12	ROWLAND, Chris, at Tennessee State (Oct 19, 2019)
Yards Receiving	136	Winningham, Luj, vs Central Arkansas (Sep 07, 2019)
TD Receptions	2	Winningham, Luj, vs Central Arkansas (Sep 07, 2019)
	2	David Durden, at Mercer (Sep 14, 2019)
	2	PEARSON,Josh, vs Jacksonville State (Sep 28, 2019)
	2	WILKERSON, K., vs Southeast Missouri (Oct 12, 2019)
	2	NEWBOLD, Steven, at Tennessee State (Oct 19, 2019)
Long Reception	58	GIST, David, at Tennessee Tech (Oct 26, 2019)
Field Goals	4	ZITA, Antonio, at Tennessee State (Oct 19, 2019)
Long Field Goal	50	ZITA, Antonio, at Tennessee State (Oct 19, 2019)
Punts	10	PECARO,John, vs NC Central (Aug 29, 2019)
Punting Avg	46.6	PIERCE,Jason, vs Jacksonville State (Sep 28, 2019)
Long Punt	57	MAYNARD, Luke, at Tennessee Tech (Oct 26, 2019)
Punts inside 20	3	PECARO,John, vs NC Central (Aug 29, 2019)
	3	Wallace, Taylor, vs Central Arkansas (Sep 07, 2019)
	3	PIERCE,Jason, vs Jacksonville State (Sep 28, 2019)
Long Punt Return	11	SMITH, Zack, vs Southeast Missouri (Oct 12, 2019)
	11	GROSS, Jerome, at Eastern Kentucky (Nov 2, 2019)
Long Kickoff Return	77	David Durden, at Mercer (Sep 14, 2019)
Tackles	14	MOORE, Aderick, at Tennessee Tech (Oct 26, 2019)
Sacks	1.0	Jared Folks, at ETSU (Sep 21, 2019)
	1.0	COLEMAN,DJ, vs Jacksonville State (Sep 28, 2019)
	1.0	CULPEPPER, J., at Tennessee State (Oct 19, 2019)
	1.0	GLASS, Corey, at Eastern Kentucky (Nov 2, 2019)
	1.0	TURNER, Tre, at Eastern Kentucky (Nov 2, 2019)
Tackles For Loss	2.0	Dorian Kithcart, at Mercer (Sep 14, 2019)
	2.0	Zack Yancey, at ETSU (Sep 21, 2019)
	2.0	SWIFT, Justin, vs Southeast Missouri (Oct 12, 2019)
	2.0	NESBETH, Dajour, at Tennessee State (Oct 19, 2019)
Interceptions	1	MARTIN,Marcus, vs NC Central (Aug 29, 2019)
	1	BAKER,Shamar, vs NC Central (Aug 29, 2019)
	1	STOKES,Stephen, vs NC Central (Aug 29, 2019)
	1	Rochell, Robert, vs Central Arkansas (Sep 07, 2019)
	1	MJ Woods, at ETSU (Sep 21, 2019)
	1	Artevius Smith, at ETSU (Sep 21, 2019)
	1	GREEN, Josh, at Tennessee State (Oct 19, 2019)
	1	FERGUSON, Dante, at Tennessee State (Oct 19, 2019)

The Automated ScoreBook
Austin Peay Game Superlatives (as of Nov 02, 2019)
All games

OPPONENT TEAM GAME HIGHS

Rushes	43	at Eastern Kentucky (Nov 2, 2019)
Yards Rushing	192	at Eastern Kentucky (Nov 2, 2019)
Yards Per Rush	4.5	at Eastern Kentucky (Nov 2, 2019)
TD Rushes	2	at ETSU (Sep 21, 2019)
	2	vs Jacksonville State (Sep 28, 2019)
	2	at Eastern Kentucky (Nov 2, 2019)
Pass attempts	53	vs Jacksonville State (Sep 28, 2019)
Pass completions	29	at Mercer (Sep 14, 2019)
Yards Passing	301	vs Jacksonville State (Sep 28, 2019)
Yards Per Pass	9.4	vs Central Arkansas (Sep 07, 2019)
TD Passes	4	at Mercer (Sep 14, 2019)
Total Plays	78	at Mercer (Sep 14, 2019)
Total Offense	363	vs Jacksonville State (Sep 28, 2019)
Yards Per Play	5.8	vs Southeast Missouri (Oct 12, 2019)
Points	34	at Mercer (Sep 14, 2019)
Sacks By	2	at ETSU (Sep 21, 2019)
	2	at Eastern Kentucky (Nov 2, 2019)
First Downs	26	at Mercer (Sep 14, 2019)
	26	vs Jacksonville State (Sep 28, 2019)
Penalties	13	vs NC Central (Aug 29, 2019)
Penalty Yards	113	vs NC Central (Aug 29, 2019)
Turnovers	4	vs Jacksonville State (Sep 28, 2019)
Interceptions By	3	vs NC Central (Aug 29, 2019)
Punts	10	vs NC Central (Aug 29, 2019)
Punting Avg	46.6	vs Jacksonville State (Sep 28, 2019)
Long Punt	57	at Tennessee Tech (Oct 26, 2019)
Punts inside 20	3	vs NC Central (Aug 29, 2019)
	3	vs Central Arkansas (Sep 07, 2019)
	3	vs Jacksonville State (Sep 28, 2019)
Long Punt Return	11	vs Southeast Missouri (Oct 12, 2019)
	11	at Eastern Kentucky (Nov 2, 2019)

The Automated ScoreBook
Austin Peay Passing Game-by-Game (as of Nov 02, 2019)
All games

#30 CRAIG, JaVaughn	Comp	Att	Int	Pct	Yards	TD	Long	Sacked	Effic
Central Arkansas	14	30	1	46.7	185	1	76	0-0	102.80
Mercer	18	32	0	56.2	252	1	38	0-0	132.71
ETSU	18	36	2	50.0	218	1	54	2-15	98.92
Jacksonville State	15	21	0	71.4	220	2	72	1-4	190.86
Southeast Missouri	17	28	0	60.7	243	2	48	0-0	157.19
Tennessee State	18	35	2	51.4	291	2	53	1-0	128.70
Tennessee Tech	16	23	0	69.6	294	5	53	0-0	248.68
Eastern Kentucky	21	35	0	60.0	238	3	49	2-9	145.41
TOTALS	137	240	5	57.1	1941	17	76	6-28	144.23

#60 OATSVALL, Jerem	Comp	Att	Int	Pct	Yards	TD	Long	Sacked	Effic
NC Central	24	39	3	61.5	232	3	29	0-0	121.51
Central Arkansas	2	3	0	66.7	5	0	5	0-0	80.67
TOTALS	26	42	3	61.9	237	3	29	0-0	118.59

#20 HARLEY, Baniko	Comp	Att	Int	Pct	Yards	TD	Long	Sacked	Effic
NC Central	1	1	0	100.0	40	1	40	0-0	766.00
ETSU	1	1	0	100.0	15	0	15	0-0	226.00
TOTALS	2	2	0	100.0	55	1	40	0-0	496.00

#39 STUART, Devin	Comp	Att	Int	Pct	Yards	TD	Long	Sacked	Effic
Central Arkansas	1	1	0	100.0	20	0	20	0-0	268.00
TOTALS	1	1	0	100.0	20	0	20	0-0	268.00

#50 WILLIAMS, Kente	Comp	Att	Int	Pct	Yards	TD	Long	Sacked	Effic
Tennessee State	1	1	0	100.0	17	0	17	0-0	242.80
TOTALS	1	1	0	100.0	17	0	17	0-0	242.80

#15 WILLIAMS, Kam	Comp	Att	Int	Pct	Yards	TD	Long	Sacked	Effic
Tennessee Tech	1	2	0	50.0	2	0	2	0-0	58.40
TOTALS	1	2	0	50.0	2	0	2	0-0	58.40

#TM TEAM	Comp	Att	Int	Pct	Yards	TD	Long	Sacked	Effic
Tennessee Tech	0	1	0	0.0	0	0	0	0-0	0.00
TOTALS	0	1	0	0.0	0	0	0	0-0	0.00

#11 WILSON, DeAngel	Comp	Att	Int	Pct	Yards	TD	Long	Sacked	Effic
ETSU	0	1	0	0.0	0	0	0	0-0	0.00
Tennessee State	0	2	0	0.0	0	0	0	0-0	0.00
TOTALS	0	3	0	0.0	0	0	0	0-0	0.00

The Automated ScoreBook
Austin Peay Rushing/Receiving Game-by-Game (as of Nov 02, 2019)
All games

RUSHING	No-Yds/TD	NCCU	UCA	MER	ETSU	JSU	SEMO	TSU	TTU	EKU
WILLIAMS, Kente	126-633/6	12-139/0	19-52/0	18-68/2	15-72/1	24-173/2	DNP	13-45/0	16-68/1	9-16/0
CRAIG, JaVaughn	74-388/6	1-1/0	11-63/0	9-42/0	9-40/0	9-30/3	8-38/0	10-44/1	7-84/2	10-46/0
TANNER, Ahmaad	75-289/4	12-66/1	5-28/0	7-8/0	4-7/0	DNP	22-76/2	1-6/0	17-82/0	7-16/1
MOMODU, Prince	46-210/1	5-23/0	1--4/0	5-50/1	1-5/0	13-28/0	8-30/0	-	13-78/0	-
WILHOITE, Lelan	14-55/0	10-40/0	DNP	DNP	-	4-15/0	DNP	DNP	DNP	DNP
OATSVALL, Jerem	8-27/0	7-29/0	1--2/0	DNP	DNP	DNP	DNP	DNP	DNP	DNP
WILLIAMS, Kam	2-9/0	DNP	DNP	-	DNP	DNP	-	DNP	2-9/0	DNP
SIMMONS, Corey	1-6/0	-	-	-	-	-	-	1-6/0	-	DNP
PARKER, Jay	1-4/0	-	1-4/0	DNP	DNP	DNP	DNP	DNP	DNP	DNP
HARLEY, Baniko	3--2/0	-	-	-	1-2/0	-	-	1-2/0	-	1--6/0
STUART, Devin	1--9/0	-	-	-	-	-	-	-	-	1--9/0
TEAM	7--12/0	2--7/0	DNP	1-0/0	-	-	1--2/0	DNP	2--3/0	1-0/0

RECEIVING	No-Yds/TD	NCCU	UCA	MER	ETSU	JSU	SEMO	TSU	TTU	EKU
WILSON, DeAngel	52-966/9	6-106/3	6-73/0	5-107/0	9-137/1	2-92/1	6-89/1	4-96/0	7-161/2	7-105/1
HARLEY, Baniko	31-530/4	4-68/0	2-85/1	3-35/1	-	3--3/0	5-102/0	6-109/1	2-71/1	6-63/0
BARNES, Keenan	21-235/1	3-39/1	1-10/0	9-105/0	2-24/0	2-27/0	2-21/0	2-9/0	DNP	DNP
WILLIAMS, Kente	24-175/2	4-26/0	5-17/0	-	2-3/0	2-13/0	DNP	4-47/1	2-25/0	5-44/1
SOUMARE, Gorel	5-103/1	-	-	-	2-30/0	1-48/1	-	-	-	2-25/0
GOULBOURNE, Kad	6-53/1	-	-	-	1-20/0	1-7/0	2-8/0	-	2-18/1	-
MOMODU, Prince	9-52/1	2-10/0	2-23/0	-	2-10/0	1-3/0	-	-	1-5/0	1-1/1
ALEXANDER, Josh	5-44/0	-	-	-	1-9/0	3-33/0	-	-	1-2/0	-
TANNER, Ahmaad	6-31/1	2-1/0	1-2/0	1-5/0	-	DNP	2-23/1	-	-	-
BROWN, Elijah	3-30/0	1-9/0	-	-	-	-	-	1-16/0	1-5/0	-
POLLARD, Geordo	2-23/1	-	DNP	DNP	-	-	-	1-14/0	1-9/1	DNP
CRAIG, JaVaughn	1-17/0	-	-	-	-	-	-	1-17/0	-	-
PARKER, Jay	3-13/0	3-13/0	-	DNP	DNP	DNP	DNP	DNP	DNP	DNP

The Automated ScoreBook
Austin Peay Total Tackles Game-by-Game (as of Nov 02, 2019)
All games

Total Tackles	UA-A	Total	NCCU	UCA	MER	ETSU	JSU	SEMO	TSU	TTU	EKU
BRYANT, Juant	40-34	74	3-3	3-4	4-4	9-4	6-2	5-1	4-5	1-7	5-4
MCDONALD, Jack	34-38	72	1-5	4-3	2-5	3-2	6-5	4-6	5-2	3-8	6-2
WALKER, Pat	23-32	55	4-3	0-6	0-3	6-3	2-0	2-5	5-6	4-1	0-5
NORMAN, Isaiah	26-11	37	3-1	2-1	3-1	1-2	4-0	2-0	3-1	2-2	6-3
SMITH, Josephus	18-17	35	0-1	2-2	2-0	2-1	3-2	2-1	3-3	1-2	3-5
WHITESIDE, John	12-23	35	1-0	0-7	4-5	-	0-1	0-4	2-3	3-1	2-2
WHITTINGHILL, S	12-19	31	2-0	1-0	1-0	2-1	1-1	1-6	1-3	2-4	1-4
TAYLOR, Trent	18-11	29	2-2	-	3-0	0-2	3-1	-	3-0	5-3	2-3
JACKSON, Kordel	24-4	28	4-0	3-1	3-0	2-0	1-0	1-0	4-1	2-2	4-0
SUTTON, Kwame	3-21	24	0-2	0-1	0-2	0-1	2-2	0-1	1-8	0-2	0-2
FRANCIS, Erskin	17-7	24	4-1	2-0	DNP	1-0	2-1	4-2	2-0	1-1	1-2
GAYLE, Matthew	5-13	18	1-0	1-2	0-3	1-4	-	2-4	DNP	DNP	DNP
SHEPARD, Elijah	7-10	17	1-1	2-1	0-2	2-3	-	-	0-1	1-0	1-2
EDWARDS, Johnat	11-6	17	DNP	-	2-2	7-2	0-1	-	1-1	1-0	-
GRIFFIN, Marqui	6-9	15	-	0-1	-	1-2	-	1-1	2-0	0-3	2-2
MILLER, Cameron	9-6	15	0-2	1-0	6-2	DNP	DNP	DNP	0-1	2-1	-
HARWELL, Mason	3-11	14	2-0	1-5	DNP	-	0-2	0-4	DNP	DNP	DNP
YOUNG, Jau'von	4-7	11	-	-	0-2	-	1-0	0-2	1-0	1-3	1-0
TOBIN, James	4-7	11	2-3	1-1	1-3	DNP	DNP	DNP	DNP	DNP	DNP
SAULSBERRY, Rod	6-2	8	2-1	DNP	DNP	DNP	DNP	0-1	1-0	3-0	-
DAVIS, Rashon	7-1	8	-	4-0	DNP	-	2-1	1-0	DNP	DNP	DNP
MARTIN, Jequari	2-4	6	DNP	1-3	DNP	-	DNP	DNP	DNP	-	1-1
SIMMONS, Corey	1-3	4	-	-	0-2	0-1	-	-	1-0	-	DNP
BEST, Jamir	3-1	4	-	-	2-1	-	-	DNP	1-0	DNP	DNP
MOMODU, Prince	4-0	4	1-0	-	1-0	1-0	1-0	-	-	-	-
JACKSON, Coreon	1-2	3	-	-	0-1	-	-	-	1-1	-	-
TANNER, Ahmaad	2-1	3	-	-	1-1	-	DNP	-	-	-	1-0
ROGAN, Darryl	1-2	3	-	-	-	1-0	-	-	0-1	-	0-1
SAUNDERS, Aquan	1-1	2	1-1	-	DNP	-	DNP	DNP	DNP	DNP	DNP
PRUITT, Trey	1-1	2	DNP	-	DNP	-	DNP	DNP	1-1	DNP	DNP
ALEXANDER, Josh	1-1	2	-	1-0	0-1	-	-	-	-	-	-
DEBROSSARD, Dar	0-2	2	-	-	DNP	DNP	DNP	DNP	0-1	0-1	DNP
WILSON, Ken	1-1	2	1-0	-	-	-	-	-	-	-	0-1
MOORE, Jaylen	1-0	1	-	DNP	-	-	-	-	-	1-0	-
GREENLEE, Derri	1-0	1	1-0	DNP	DNP	DNP	DNP	DNP	DNP	DNP	DNP
ARTIES, Tyriq	0-1	1	-	-	-	-	-	-	-	0-1	DNP
GOULBOURNE, Kad	1-0	1	-	-	-	1-0	-	-	-	-	-
HOPKINS, Chris	1-0	1	DNP	DNP	DNP	-	DNP	DNP	1-0	DNP	DNP
NEWBERRY, Josep	0-1	1	-	DNP	-	-	-	-	0-1	-	-
PHILLIPS, Cole	0-1	1	-	-	-	-	-	-	0-1	-	-
SCRENOCK, Nic	0-1	1	-	-	-	-	-	-	-	-	0-1
SOUMARE, Gorel	0-1	1	-	-	-	-	-	-	0-1	-	-
HARLEY, Baniko	1-0	1	1-0	-	-	-	-	-	-	-	-

The Automated ScoreBook
Austin Peay Sacks Game-by-Game (as of Nov 02, 2019)
All games

SACKS	UA-A	Total	NCCU	UCA	MER	ETSU	JSU	SEMO	TSU	TTU	EKU
SMITH, Josephus	3-1	3.5	-	-	-	-	1.0-9	-	1.0-9	1.0-4	0.5-0
WHITTINGHILL, S	1-2	2.0	-	-	-	-	-	1.5-10	-	-	0.5-1
HARWELL, Mason	2-0	2.0	1.0-7	1.0-3	DNP	-	-	-	DNP	DNP	DNP
GAYLE, Matthew	1-2	2.0	1.0-10	0.5-1	-	-	-	0.5-4	DNP	DNP	DNP
MILLER, Cameron	1-0	1.0	-	-	1.0-7	DNP	DNP	DNP	-	-	-
JACKSON, Kordel	1-0	1.0	-	-	1.0-2	-	-	-	-	-	-
TOBIN, James	1-0	1.0	-	1.0-5	-	DNP	DNP	DNP	DNP	DNP	DNP
MOORE, Jaylen	1-0	1.0	-	DNP	-	-	-	-	-	1.0-4	-
WALKER, Pat	0-1	0.5	-	0.5-1	-	-	-	-	-	-	-

The Automated ScoreBook
Austin Peay Tackle For Loss Game-by-Game (as of Nov 02, 2019)
All games

TACKLES FOR LOSS	UA-A	Total	NCCU	UCA	MER	ETSU	JSU	SEMO	TSU	TTU	EKU
SMITH, Josephus	10-4	12.0	0.5-1	2.0-5	-	-	2.0-11	2.0-9	2.0-10	1.0-4	2.5-6
WHITTINGHILL, S	4-3	5.5	-	1.0-4	-	-	-	1.5-10	-	2.5-6	0.5-1
GAYLE, Matthew	3-4	5.0	1.0-10	1.5-6	1.0-2	-	-	1.5-8	DNP	DNP	DNP
WHITESIDE, John	4-2	5.0	-	-	3.0-4	-	-	-	-	2.0-8	-
JACKSON, Kordel	5-0	5.0	1.0-3	1.0-4	1.0-2	-	1.0-4	-	-	1.0-2	-
MCDONALD, Jack	2-5	4.5	1.0-1	-	1.0-2	-	1.0-2	-	1.0-2	0.5-1	-
WALKER, Pat	2-3	3.5	1.5-3	0.5-1	0.5-2	1.0-4	-	-	-	-	-
SHEPARD, Elijah	2-1	2.5	-	1.0-4	-	1.0-2	-	-	-	-	0.5-0
TAYLOR, Trent	2-0	2.0	1.0-2	-	-	-	-	-	1.0-2	-	-
HARWELL, Mason	2-0	2.0	1.0-7	1.0-3	DNP	-	-	-	DNP	DNP	DNP
TOBIN, James	2-0	2.0	-	1.0-5	1.0-1	DNP	DNP	DNP	DNP	DNP	DNP
MILLER, Cameron	1-1	1.5	0.5-4	-	1.0-7	DNP	DNP	DNP	-	-	-
MOORE, Jaylen	1-0	1.0	-	DNP	-	-	-	-	-	1.0-4	-
SAULSBERRY, Rod	1-0	1.0	1.0-2	DNP	DNP	DNP	DNP	-	-	-	-
YOUNG, Jau'von	1-0	1.0	-	-	-	-	-	-	-	-	1.0-1
NORMAN, Isaiah	1-0	1.0	-	-	-	-	-	-	-	-	1.0-2
MOMODU, Prince	1-0	1.0	-	-	1.0-8	-	-	-	-	-	-
SUTTON, Kwame	0-2	1.0	1.0-5	-	-	-	-	-	-	-	-
MARTIN, Jequari	0-1	0.5	DNP	-	DNP	-	DNP	DNP	DNP	-	0.5-0
DEBROSSARD, Dar	0-1	0.5	-	-	DNP	DNP	DNP	DNP	-	0.5-1	DNP
GRIFFIN, Marqui	0-1	0.5	-	-	-	-	-	-	-	0.5-2	-
JACKSON, Coreon	0-1	0.5	-	-	0.5-1	-	-	-	-	-	-
BRYANT, Juant	0-1	0.5	0.5-1	-	-	-	-	-	-	-	-

The Automated ScoreBook
Austin Peay Games Played (as of Nov 02, 2019)
All games

##	PLAYER	GP-GS	NCCU	UCA	MER	ETSU	JSU	SEMO	TSU	TTU	EKU
17	ALEXANDER, Josh	9/-	XXX	XXX	XXX	XXX	XXX	XXX	XXX	XXX	XXX
77	ANDERTON, Kyle	8/8	START	START	...	START	START	START	START	START	START
14	ARTIES, Tyriq	8/1	XXX	XXX	XXX	XXX	XXX	XXX	START	XXX	...
80	BARNES, Keenan	7/7	START	START	START	START	START	START	START
81	BATARSEH, JP	2/-	XXX	XXX	...
57	BELL, Garrett	6/-	XXX	XXX	XXX	XXX	XXX	XXX	...
56	BEST, Jamir	6/-	XXX	XXX	XXX	XXX	XXX	...	XXX
40	BETTEN, Lucas	2/-	XXX	XXX
37	BIRCHFIELD, Log	9/-	XXX	XXX	XXX	XXX	XXX	XXX	XXX	XXX	XXX
90	BROWN, Elijah	9/8	START	START	START	START	START	START	START	XXX	START
26	BRYANT, Juant	9/9	START	START	START	START	START	START	START	START	START
2R	CARTER JR, Armo	5/-	XXX	...	XXX	...	XXX	...	XXX	XXX	...
5Z	CAUGHELL, Jacob	1/-	XXX	...
30	CRAIG, JaVaughn	9/7	XXX	XXX	START	START	START	START	START	START	START
7D	DAVIS, Rashon	5/3	START	START	...	XXX	XXX	START
58	DEBROSSARD, Dar	4/-	XXX	XXX	XXX	XXX	...
2D	EDWARDS, Johnat	8/3	...	XXX	START	START	START	XXX	XXX	XXX	XXX
55	FLORENCE, Caleb	9/3	XXX	XXX	START	XXX	START	XXX	XXX	START	XXX
1D	FRANCIS, Erskin	8/6	START	START	...	XXX	XXX	START	START	START	START
91	GAYLE, Matthew	6/6	START	START	START	START	START	START
70	GOULBOURNE, Kad	9/1	XXX	XXX	XXX	XXX	XXX	XXX	XXX	START	XXX
99	GREENLEE, Derri	1/-	XXX
96	GRIFFIN, Marqui	9/-	XXX	XXX	XXX	XXX	XXX	XXX	XXX	XXX	XXX
20	HARLEY, Baniko	9/8	START	START	XXX	START	START	START	START	START	START
52	HARWELL, Mason	5/2	START	START	...	XXX	XXX	XXX
4D	HOPKINS, Chris	2/-	XXX	XXX
19	JACKSON, Coreon	9/-	XXX	XXX	XXX	XXX	XXX	XXX	XXX	XXX	XXX
13	JACKSON, Kordel	9/9	START	START	START	START	START	START	START	START	START
54	JOHNSON, Seth	8/7	START	START	...	START	START	START	START	XXX	START
59	KILBY, Jake	2/1	START	XXX
1E	MARTIN, Jequari	4/-	...	XXX	...	XXX	XXX	XXX
66	MCCANN, Bryan	3/-	XXX	XXX	XXX	...
1L	MCDONALD, Jack	9/8	XXX	START	START	START	START	START	START	START	START
51	MCKEE, Colby	1/-	XXX
33	MILLER, Cameron	6/-	XXX	XXX	XXX	XXX	XXX	XXX
53	MITCHELL, Blake	8/8	START	START	START	START	...	START	START	START	START
40	MOMODU, Prince	9/1	XXX	XXX	XXX	XXX	XXX	START	XXX	XXX	XXX
92	MOORE, Jaylen	8/-	XXX	...	XXX	XXX	XXX	XXX	XXX	XXX	XXX
1Z	NALLS, Darius	3/-	XXX	...	XXX	...	XXX
29	NEWBERRY, Josep	8/-	XXX	...	XXX	XXX	XXX	XXX	XXX	XXX	XXX
8D	NORMAN, Isaiah	9/9	START	START	START	START	START	START	START	START	START
60	OATSVALL, Jerem	2/2	START	START
10	PARKER, Jay	2/-	XXX	XXX
31	PETERSEN, Corey	4/-	XXX	XXX	XXX	XXX
25	PHILLIPS, Cole	9/-	XXX	XXX	XXX	XXX	XXX	XXX	XXX	XXX	XXX
23	POLLARD, Geordo	6/-	XXX	XXX	XXX	XXX	XXX	XXX	...
18	PRUITT, Trey	3/-	...	XXX	...	XXX	XXX

All games

[illegible]