



# AUSTIN PEAY

GAME 15  
at UT MARTIN  
MARTIN, TENN.  
ELAM CENTER

GOVERNORS WOMEN'S BASKETBALL | 10-TIME OVC CHAMPIONS | SEVEN NCAA TOURNAMENT APPEARANCES

## AUSTIN PEAY vs UT MARTIN

1 P.M., SATURDAY, JAN. 12, 2019 ■ MARTIN, TENN. ■ ELAM CENTER

### THE MATCHUP



#### AUSTIN PEAY RECORD

7-7 ■ (2-1 OVC)  
Streak: L1

#### LAST GAME

at Southeast Missouri  
L, 54-64

#### HEAD COACH

**David Midlick**  
Mississippi (1991)  
47-57 | 4th season at APSU  
92-73 | 6th career season

#### PLAYERS TO WATCH

##### #4 Arielle Gonzalez-Varner

■ 12.6 ppg, 8.2 rpg,  
50.4 FG%

##### #32 Brianah Ferby

■ 8.9 ppg, 31.2 FG%, 30.0  
3G%

##### #22 Keisha Gregory

■ 13.0 ppg, 4.9 rpg  
92.5 FT%

#### UT MARTIN RECORD

10-4 ■ (2-1 OVC)  
Streak: W2

#### LAST GAME

vs. Murray State  
W, 75-67

#### HEAD COACH

**Kevin McMillan**  
Rhodes College (1989)  
182-121 | 10th season at UTM  
182-121 | 10th career season

#### PLAYERS TO WATCH

##### #20 Chelsey Perry

■ 11.5 ppg, 4.6 rpg,  
43.6 FG%

##### #22 Damiah Griffin

■ 11.2 ppg, 3.9 rpg, 48.0  
FG%

##### #4 Emany Robertson

■ 10.1 ppg, 3.9 rpg  
55.8 FG%

### QUICK NOTES

- This is the 81st all-time meeting between the two programs, with the Gavs leading, 43-37, in the all-time series.
- The Gavs are 3-3 in the last six meetings against the Skyhawks, but have not beaten UT Martin on the road since 2009.
- After leading the team with 13 points against SEMO, Keisha Gregory has scored in double figures in five straight games.
- Gregory was named OVC Co-Player of the Week after her performances in the opening conference weekend.
- Gregory scored 19 against Eastern Kentucky on 7-of-8 shooting before dropping 25 points, two off her career high, against Morehead State.
- Gregory made her 100th career three-pointer against Eastern Kentucky and also pulled down a season-high eight rebounds against Morehead.
- In the 100-65 win over Eastern Kentucky, the Gavs hit the century mark for the first time in an OVC game since Jan. 7, 2002 against Eastern Illinois.
- The Gavs are 7-1 in the Dunn Center this season, winning the last five at home.
- The Gavs were selected to finish in seventh in the OVC Media Poll, with the top eight teams making the OVC Tournament.

### BROADCAST INFO

LIVE VIDEO • ESPN+

LIVE RADIO • Governors Sports Network  
• Play-by-Play: Scott Chase

LIVE STATISTICS • PeayStats.com

### SCHEDULE

DATE	OPPONENT	TIME/RESULT
<b>Nov. 2</b>	<b>Georgetown College (Ex.)</b>	<b>W, 108-74</b>
Nov. 6	Cincinnati	L, 48-69
<b>Nov. 9</b>	<b>Christian Brothers</b>	<b>W, 100-62</b>
Nov. 12	Vanderbilt	L, 70-99
<b>Nov. 14</b>	<b>Trevecca</b>	<b>W, 90-78</b>
<b>Nov. 19</b>	<b>Mississippi Valley</b>	<b>L, 89-95</b>
<b>Nov. 26</b>	<b>Northern Kentucky</b>	<b>W, 52-48</b>
<b>Nov. 29</b>	<b>Lipscomb</b>	<b>W, 70-58</b>
Dec. 2	Western Illinois	L, 72-77
Dec. 4	Illinois State	L, 49-61
<b>Dec. 9</b>	<b>Alabama A&amp;M</b>	<b>W, 75-58</b>
Dec. 18	Evansville	L, 52-56
<b>Jan. 3</b>	<b>Eastern Kentucky •</b>	<b>W, 100-65</b>
<b>Jan. 5</b>	<b>Morehead State •</b>	<b>W, 81-80</b>
Jan. 10	Southeast Missouri •	L, 54-64
Jan. 12	UT Martin •	1 p.m.
Jan. 17	SIUE •	5:30 p.m.
Jan. 19	Eastern Illinois •	1 p.m.
<b>Jan. 24</b>	<b>Tennessee State •</b>	<b>5:30 p.m.</b>
<b>Jan. 26</b>	<b>Belmont •</b>	<b>1:30 p.m.</b>
Jan. 31	Tennessee Tech •	8 p.m.
Feb. 2	Jacksonville State •	2 p.m.
<b>Feb. 7</b>	<b>SIUE •</b>	<b>5:30 p.m.</b>
<b>Feb. 9</b>	<b>Eastern Illinois •</b>	<b>1:30 p.m.</b>
Feb. 14	Morehead State •	4:05 p.m.
<b>Feb. 16</b>	<b>Murray State •</b>	<b>2 p.m.</b>
<b>Feb. 21</b>	<b>Southeast Missouri •</b>	<b>5:30 p.m.</b>
<b>Feb. 23</b>	<b>UT Martin •</b>	<b>1:30 p.m.</b>
Feb. 28	Eastern Kentucky •	4 p.m.
Mar 2	Murray State •	5 p.m.
Mar 6-9	OVC Tournament	TBA


• - Ohio Valley Conference contest  
Home games in bold. All Times Central.  
Upcoming broadcast information available on the women's basketball schedule at LetsGoPeay.com

### ■ THE UT MARTIN SERIES

**THE SERIES:** Austin Peay leads, 43-37

**LAST MEETING:** Austin Peay lost, 66-100, on the road, Feb. 1, 2018.

### AUSTIN PEAY PROBABLE STARTERS



**#33 • G**  
**BRANDI FERBY**

7.3 PPG  
1.9 RPG  
36.6 FG%




**#22 • G**  
**KEISHA GREGORY**

13.0 PPG  
4.9 RPG  
42.4 FG%



**#32 • G**  
**BRIANAH FERBY**

8.9 PPG  
1.9 RPG  
31.2 FG%



**#23 • G**  
**MAGGIE KNOWLES**

6.2 PPG  
3.7 RPG  
43.7 FG%



**#4 • F**  
**ARIELLE GONZALEZ-VARNER**

12.6 PPG  
8.2 RPG  
50.4 FG%



## GOVS AIM TO REBOUND WITH ROAD TEST AT UT MARTIN

CLARKSVILLE - Austin Peay State University women's basketball team looks to rebound after its first Ohio Valley Conference loss of the season, traveling to UT Martin, 1 p.m., Saturday.

The Governors (7-7, 2-1 OVC) come off a disappointing loss to Southeast Missouri in their OVC road opener. The Govs led by as many as eight in the third quarter before falling late. The Govs were led by OVC Co-Player of the Week Keisha Gregory, who led the team with 13 points. Myah LeFlore also had 13 points while Arielle Gonzalez-Vарner had eight rebounds and nine points, close to a double-double.

With the loss, the Govs slip to a tie for second at 2-1 in the OVC with four other teams. Tennessee Tech is the lone unbeaten team left in conference play at 3-0, while Eastern Kentucky is the only team without a win in conference play.

### Opponent Spotlight

The Skyhawks (10-4, 2-1 OVC) have won five of their last six games, including their two most recent OVC contests. The Govs will be facing a tough challenge as they look for their first road win, as the Skyhawks are unbeaten at home.

The Skyhawks boast one of the most explosive offenses in the country, averaging just over 83 points a game. The Skyhawks are led in scoring by Chelsey Perry, averaging 11.5 points a game. Damiah Griffin is not far behind her, as she pours in 11.2 points a game. Emanyne Robertson, the minutes leader for UT Martin, also averages double-digits at 10 points per game. All three players shoot over 43 percent from the field as well.

The Govs are 3-3 against the Skyhawks in the last six matches, but have not beaten them on the road since the 2009 season. The Govs and Skyhawks split last season, with the Skyhawks winning the meeting in Martin, 100-66.

### How to Follow Along

The game will be broadcast on ESPN+. Scott Chase will also be on the radio call for Governors Sports Network on ESPN Clarksville. UT Martin will also provide live stats for the game and @AustinPeayWBB on Twitter will tweet live updates.

### Tickets

For Govs home games, courtside seating is still available for many APSU basketball games, both men and women. The courtside seating offering is unique among Ohio Valley Conference schools. Contact Katie Locke in the ticket office for more information.

## INSIDE THE MATCHUP

### ■ TALE OF THE TAPE

CATEGORY	APSU	UTM
SCORING OFFENSE	71.6	83.3
SCORING DEFENSE	69.3	76.4
FIELD GOAL %	.398	.427
FIELD GOAL % DEFENSE	.474	.449
3-POINT FIELD GOAL %	.333	.326
3-POINT FIELD GOALS PG	8.7	7.5
3-POINT FG% DEFENSE	.326	.327
FREE THROW %	.707	.762
FREE THROWS MADE PG	13.4	16.2
REBOUNDING MARGIN PG	+2.6	-2.3
ASSISTS PER GAME	12.4	16.5
TURNOVER MARGIN PG	+2.9	+5.2
STEALS PER GAME	8.4	12.9
BLOCKS PER GAME	1.1	3.8

### ■ SERIES HISTORY

Overall: 43-37  
Streak: L1  
in Clarksville: 21-15  
at Martin: 20-19  
at Neutral Sites: 2-3

### ■ LAST MEETINGS

1/25/17	L, 80-83	A
2/22/17	W, 85-60	H
3/2/17	L, 43-59	N
1/3/18	W, 69-62	H
2/1/18	L, 66-100	A

### ■ IN THIS NOTES PACKAGE

- Govs Roster (p. 3)
- Govs TV/Radio Chart (p. 4)
- Govs Notes (p. 5)
- Breakdowns (p. 6)
- Game Records/Career Leaders (p. 7)
- Last Time It Happened (p. 8)
- Ohio Valley Conference (p. 9-11)
- Media Information & Quick Facts (p. 12)
- Head Coach David Midlick (p. 13)
- Team Game-By-Game (p. 14)
- Player Stats (p. 15-20)
- Combined Team Stats (p. 21)



**NUMERICAL ROSTER**

NO.	NAME	POS.	HT.	CLASS	HOMETOWN (PREVIOUS SCHOOL)
2	Nieja Crawford	G	5-11	Jr.	Forest Park, Ga. (Atlanta International School)
4	Arielle Gonzalez-Varner	F	6-1	Jr.	Cincinnati, Ohio (Walnut Hills HS)
5	Myah LeFlore	F	5-10	So.	Memphis, Tenn. (Saint Benedict HS)
11	D'Shara Booker	F	6-1	Fr.	Asheville, N.C. (Ardrey Kell HS)
15	Kasey Kidwell	G	5-7	Fr.	Charlotte, N.C. (Carolina Day School)
22	Keisha Gregory	G	5-10	Sr.	Johnson City, Tenn. (Science Hill HS)
23	Maggie Knowles	G/F	6-0	Fr.	Murfreesboro, Tenn. (Oakland HS)
24	Kelen Kenol	F/C	6-1	So.	Woodbury, Minn. (East Ridge HS)
25	Michaela Campbell	G	5-11	Sr.	Memphis, Tenn. (Cordova HS)
30	Gabby Gregory	G	5-8	Jr.	Irving, Texas (Irving MacArthur HS)
32	Brianah Ferby	G	5-6	So.	Smyrna, Tenn. (Stewart's Creek HS)
33	Brandi Ferby	G	5-6	So.	Smyrna, Tenn. (Stewart's Creek HS)

**SAY IT...**

**STUDENT-ATHLETES**

Nieja Crawford	nigh-juh
Arielle Gonzalez-Varner	air-ee-ell
Myah LeFlore	le-floor
Keisha Gregory	kee-shuh
Kelen Kenol	Ken-NOL
Brianah Ferby	bri-ah-nuh

**COACHING STAFF**

Teonna Jewell	Tea-on-na
---------------	-----------

**COACHING & SUPPORT STAFF**

NAME	POSITION	SEASONS	ALMA MATER, YEAR
David Midlick	Head Coach	4th season	Mississippi, 1991
Teonna Jewell	Assistant Coach	2nd season	Davis & Elkins, 2010
Mark Youngs	Assistant Coach	1st season	Hope College, 1999
Alexis Pace	Assistant Coach	1st season	West Georgia, 2010
Amy Elkus	Director of Basketball Operations	1st season	Kentucky, 2014
Falon Baker	Graduate Assistant	1st season	Austin Peay, 2018



**David Midlick**  
Head Coach  
4th Season  
Mississippi, 1991



**Teonna Jewell**  
Assistant Coach  
2nd Season  
Davis & Elkins, 2010



**Mark Youngs**  
Assistant Coach  
1st Season  
Hope College, 1999



**Alexis Pace**  
Assistant Coach  
1st Season  
West Georgia, 2010



**Amy Elkus**  
Director of Operations  
1st season  
Kentucky, 2014



# TV/RADIO CHART



2

**Nieja Crawford**  
G • 5-11 • Jr.  
Forest Park, Ga.  
Atlanta International School




4

**Arielle Gonzalez-Varner**  
F • 6-1 • Jr.  
Cincinnati, Ohio  
Walnut Hills HS



5

**Myah LeFlore**  
F • 5-10 • So.  
Memphis, Tenn.  
Saint Benedict HS




11

**D'Shara Booker**  
F • 6-1 • Fr.  
Charlotte, N.C.  
Arday Kell HS



15

**Kasey Kidwell**  
G • 5-7 • Fr.  
Asheville, N.C.  
Bishop Miege HS



22

**Keisha Gregory**  
G • 5-10 • Sr.  
Johnson City, Tenn.  
Science Hill HS



23

**Maggie Knowles**  
G/F • 6-0 • Fr.  
Murfreesboro, Tenn.  
Oakland HS



24

**Kelen Kenol**  
F/C • 6-0 • So.  
Woodbury, Minn.  
East Ridge HS



25

**Michaela Campbell**  
G • 5-11 • Sr.  
Memphis, Tenn.  
Walters State CC



30

**Gabby Gregory**  
G • 5-8 • Jr.  
Irving, Texas  
Irving MacArthur HS



32

**Brianah Ferby**  
G • 5-7 • So.  
Smyrna, Tenn.  
Stewart's Creek HS



33

**Brandi Ferby**  
G • 5-7 • So.  
Smyrna, Tenn.  
Stewart's Creek HS



**SERIES GLANCE:** The Govs and the Skyhawks will meet for the 81st time, with the Govs leading the series 43-37. The Govs are 3-3 against the Skyhawks over the last six meetings.

**OVC HONORS:** Keisha Gregory was named OVC Co-Player of the Week after her performances from the conference-opening weekend. She scored 19 points on 7-of-8 shooting against ECU before dropping 25, two off her career-high, against Morehead State. Gregory also made her 100th career three-pointer against ECU and had a season-high eight rebounds against Morehead.

**AT THE STRIPE:** The Govs made 24 free-throws against ECU and Morehead, both season-highs. Keisha Gregory went 10-of-11 from the line across the two games to lead the Govs as well.

**OFFENSIVE FIREPOWER:** The Govs scored 100 points against Eastern Kentucky, the first time they hit the century mark in an OVC contest since Jan. 7, 2002 against Eastern Illinois.

**OVC OPENER:** With their win over Eastern Kentucky, the Govs won their OVC opener for the first time in three seasons. The last time the Govs started 2-0 in OVC play was in 2015-16.

**PROTECTING THE BALL:** The Govs only had seven turnovers against Eastern Kentucky, tied for the lowest this season (Vanderbilt) all while forcing a season-high 28 turnovers.

**GREGORY'S CAREER NIGHT:** Gabby Gregory came off the bench to score 20 points against Eastern Kentucky, all in the second half, in just 12 minutes of action.

**WIRE-TO-WIRE:** The Govs never trailed in their win over Alabama A&M, the first time that has occurred this season.

**DEFENDING THE DUNN:** The Govs sport a 6-1 record when playing at the Dunn Center, including winning the last four.

**COMPLETE PERFORMANCE:** The Govs defeated Lipscomb, 70-58, a game which saw five Governors score in double figures for the second time this season.

**RECOGNITION:** Arielle Gonzalez-Varner won the OVC Player of the Week award for her performance against Mississippi Valley, the first of her career.

**RECORD-BREAKER:** Arielle Gonzalez-Varner set career highs in points (32) and rebounds (23) against Mississippi Valley State. The 23 rebounds were a new program record and she is the first player to record a known game with at least 30 points and 20 rebounds.

**HOT STREAK?:** The Govs scored 100 points against Christian Brothers, the first time in 430 in games they scored 100 points in a game (vs. Eastern Illinois, Jan. 7, 2002)

**DEPTH FOR THE GOVS:** Midlick used every player available during the Govs' season-opener at Cincinnati, speaking to the potential depth the Govs have. The depth will keep the Govs fresh as well as make it harder for opponents to gameplan against all the possible lineups.

**GOVS IN THE POLLS:** Austin Peay was picked to finish seventh in the OVC Media Poll and ninth in the OVC Coaches and SID's Poll. The top eight teams make the conference tournament at the end of the season.

**SEASON SLATE:** The Govs open their season Nov. 6 at Cincinnati and open their home schedule Nov. 9 against Christian Brothers. The Govs non-conference home schedule includes games against Trevecca, Northern Kentucky, Mississippi Valley, Lipscomb, and Alabama A&M. The non-conference away slate is highlighted by trips to the Bearcats and Vanderbilt. The Govs also take on Western Illinois, Illinois State, and Evansville before opening conference play the first weekend of January.

**TWO STARTERS RETURN:** The Govs only return two main starters from last year, with Falon Baker, Bri Williams, and Brianna Alexander all gone due to graduation. Keisha Gregory seems poised to run the offense with Ari Gonzalez-Varner and the Ferby twins ready for big roles as well.

**NEW BLOOD, VETERAN LEADERSHIP:** The Governors bring only three new players into the fold this season who will have to learn Midlick's style and playbook, but the Govs have a strong foundation of veteran leaders in seniors Keisha Gregory and Michaela Campbell.

**FERBY'S READY TO STEP UP:** The twin guard duo of Brianah and Brandi Ferby are ready for expanded roles in the offense, with the twins pacing the Govs in scoring in the exhibition against Georgetown College.



2018-19 RECORD

Record breakdown when	SEASON
In the Dunn Center	7-1
On the road	0-6
On neutral courts	--
OVC contests	2-1
Non-conference contests	5-6
Leads with 5:00 remaining	6-1
Trailing with 5:00 remaining	1-6
Tied with 5:00 remaining	--
APSU out-rebounds opponent	5-3
APSU is out-rebounded	2-4
Same amount of rebounds	--
APSU commits more turnovers	1-2
Opponent commits more turnovers	6-4
Same amount of turnovers	0-1
APSU shoots 40 percent or better	6-1
APSU shoots 40 percent or less	1-6
Opponent shoots 40 percent or better	5-7
Opponent shoots 40 percent or less	2-0
APSU shoots better than opponent	3-0
Opponent shoots better than APSU	4-7
Same shooting percentage	--
APSU makes 7 or more threes	4-5
APSU makes 6 or fewer threes	3-2
Opponent makes 7 or more threes	4-3
Opponent makes 6 or fewer threes	3-4
APSU has more free-throw attempts	7-1
Opponent has more free-throw attempts	0-6
Same amount of free-throw attempts	--
APSU scores less than 50 points	0-2
APSU scores 50-59 points	1-2
APSU scores 60-69 points	--
APSU scores 70-79 points	2-2
APSU scores 80-89 points	1-1
APSU scores 90 or more points	3-0
Opponent scores less than 50 points	1-0
Opponent scores 50-59 points	2-1
Opponent scores 60-69 points	2-3
Opponent scores 70-79 points	1-1
Opponent scores 80-89 points	1-0
Opponent scores 90 or more points	0-2
In November	4-3
In December	1-3
In January	2-1
In February	--
In March	--

QUARTERLY REPORT

QUARTER BY QUARTER	1ST	2ND	3RD	4TH	OT
Leading After	5-3	5-1	5-1	7-0	--
Trailing After	1-4	2-5	1-6	0-7	--
Tied after	1-0	0-1	1-0	--	--
Most APSU pts	28	29	26	34	--
Opponent	CBU/EKU	EKU	TRE	MVSU	--
Fewest APSU pts	13	9	13	5	--
Opponent	SEMO	CIN	VANDY/NKU/SEMO	ILL ST.	--
Most opponent pts	24	28	26	31	--
Opponent	VANDY/TRE/MVSU	WIU	VANDY	VANDY	--
Fewest opponent pts	8	10	6	6	--
Opponent	AAMU	LIP	NKU	NKU	--

STARTER PACK

STARTING LINEUPS	POINTS BY START/BENCH						
CINCY	Bran. Ferby	Crawford	K. Gregory	Knowles	Gonzalez-Varner	23	25
CBU	Bran. Ferby	Bri. Ferby	K. Gregory	Crawford	Gonzalez-Varner	50	50
VANDY	Bran. Ferby	Bri. Ferby	K. Gregory	Crawford	Gonzalez-Varner	38	32
TRE	Bran. Ferby	Bri. Ferby	K. Gregory	Knowles	Gonzalez-Varner	59	31
MVSU	Bran. Ferby	Bri. Ferby	K. Gregory	Knowles	Gonzalez-Varner	59	30
NKU	Bran. Ferby	Bri. Ferby	K. Gregory	Crawford	Gonzalez-Varner	41	11
LIP	Bran. Ferby	Bri. Ferby	K. Gregory	Knowles	Gonzalez-Varner	55	15
WIU	Bran. Ferby	Bri. Ferby	K. Gregory	Knowles	Kenol	47	25
ILL ST.	Bran. Ferby	Bri. Ferby	K. Gregory	Knowles	Gonzalez-Varner	36	13
AAMU	Bran. Ferby	Bri. Ferby	K. Gregory	Crawford	Gonzalez-Varner	56	19
EVAN	Bran. Ferby	Bri. Ferby	K. Gregory	Crawford	Knowles	37	15
EKU	Bran. Ferby	Bri. Ferby	K. Gregory	Knowles	Gonzalez-Varner	61	39
MORE	Bran. Ferby	Bri. Ferby	K. Gregory	Knowles	Gonzalez-Varner	73	8
SEMO	Bran. Ferby	Bri. Ferby	K. Gregory	Knowles	Gonzalez-Varner	34	20
UTM							
SIUE							
EIU							
TSU							
JSU							
SIUE							
EIU							
MORE							
MUR							
SEMO							
UTM							
EKU							
MUR							



**INDIVIDUAL**

**Most points**

43, Tomika Secrest vs. Bethel, 12/12/92

**Field Goals Made**

19, Tomika Secrest vs. Bethel, 12/12/92

**Field Goals Attempted**

28, Whitney Hanley vs. Morehead St., 2/29/12

**Field Goal Percentage (min. 8 FGM)**

1.000 (11-11), Tearra Banks vs. Tennessee State, 2/04/17

Gerlonda Hardin vs. Eastern Ill., 1/07/02

**3-Point Field Goals Made**

8, Tiasha Gray at Murray St., 2/21/15

**3-Point Field Goals Attempted**

16, Stephanie Rogers vs. Southeast Mo., 1/04/92

**3-Point Field Goal Percentage (min. 3 3GM)**

1.000 (4-4), Paige Smith at Lipscomb, 12/06/01

**Free Throws Made**

16, Brooke Armistead vs. Middle Tenn., 11/27/01

**Free Throws Attempted**

17, Brooke Armistead vs. Middle Tenn., 11/27/01

**Free Throw Percentage (min. 6 FTM)**

1.000 (12-12), Shelby Olszewski vs. Eastern Kentucky, 1/16/12

**Most Rebounds**

23, Arielle Gonzalez-Varner vs. Mississippi Valley State, 11/19/18

**Most Assists**

13, Tiasha Gray at Morehead St., 1/20/16

**Most Steals**

8, Tiasha Gray vs. Oral Roberts, 11/29/14

**Most Blocked Shots**

7, Gerlonda Hardin, at Tennessee, 3/16/01

**Most Minutes Played**

50, Whitney Hanley nt. Morehead St., 2/29/12

**TEAM**

**Most Points**

116, vs. Fort Campbell, 11/79

**Field Goals Made**

44, vs. Bethel, 12/12/92

**Field Goals Attempted**

89, vs. Cleveland St., 12/31/92

**Three-Point Field Goals Made**

14, at Morehead St., 2/03/03

**Three-Point Field Goals Attempted**

35, at Vanderbilt, 11/12/18

**Free Throws Made**

36, vs. Evansville, 11/28/95

**Free Throws Attempted**

50, vs. Evansville, 11/28/95

**Rebounds**

66, vs. Evansville, 11/28/95

**Assists**

29, at Morris Brown, 12/20/02

**Steals**

26, vs. Bethel, 12/25/95

**Blocked Shots**

12, vs. East Tennessee, 11/22/97

**Turnovers**

39, vs. Middle Tennessee, 12/15/07

**NOTE**

Only the most recent occurrence of each record is listed here. The complete listing for each record is available in Austin Peay women's basketball media guide, available online.

**CAREER – 1,000 CAREER POINTS**

Rank	Pts	Player	Season
1.	2508	Brooke Armistead	1999-03
2.	1885	Tiasha Gray	2012-16
3.	1863	Gerlonda Hardin	2000-04
4.	1805	Shandra Maxwell	1986-90
5.	1550	Whitney Hanley	2008-12
6.	1497	Ashley Haynes	2002-06
7.	1442	Amanda Behrenbrinker	1994-98
8.	1422	Tearra Banks	2013-17
9.	1326	Tracie Mason	1987-91
10.	1324	Paige Smith	1999-03
11.	1307	Elaine Swafford	1977-81
12.	1211	Georgie Vaughan	1991-95
13.	1206	Golena Rucker	1977-81
14.	1182	Ashley Herring	2007-10
15.	1118	Carrie Thompson	1991-96
16.	1069	Jasmine Rayner	2008-12
17.	1019	Meghan Bussabarger	2009-13
18.	1016	Kristen Stainback	2011-15
19.	1003	Sonja Cox	1992-96

**REBOUNDING**

Rank	Reb	Player	Season
1.	1198	Golena Rucker	1977-81
2.	1080	Ashley Haynes	2002-06
3.	982	Gerlonda Hardin	2000-04
4.	950	Shandra Maxwell	1986-90
5.	894	Amanda Behrenbrinker	1994-98
6.	836	Joanne Arnold	1978-82
7.	765	Colleen Polzin	1993-97
8.	730	Jasmine Rayner	2008-12
9.	718	Elaine Swafford	1977-81
10.	671	Nicole Jamen	2006-10

**FIELD GOALS MADE**

Rank	FGM	Player	Season
1.	873	Brooke Armistead	1999-03
2.	767	Shandra Maxwell	1986-90
3.	749	Gerlonda Hardin	2000-04
4.	684	Tiasha Gray	2012-16
5.	625	Ashley Haynes	2002-06
6.	588	Tearra Banks	2013-17
7.	554	Whitney Hanley	2008-12
8.	525	Amanda Behrenbrinker	1994-98
9.	523	Elaine Swafford	1977-81
10.	513	Golena Rucker	1977-81

**THREE-POINTERS MADE**

Rank	3GM	Player	Season
1.	258	Kera Bergeron	2002-05
2.	243	Paige Smith	1999-03
3.	193	Whitney Hanley	2008-12
4.	172	Tiasha Gray	2012-16
5.	165	Kelly Chavez	1997-02
6.	163	Kristen Stainback	2011-15
7.	161	Brooke Armistead	1999-03
8.	155	Georgie Vaughan	1991-95
9.	134	Amber Bacon	2004-08
10.	124	Ashley Herring	2007-10

**FREE THROWS MADE**

Rank	FTM	Player	Season
1.	601	Brooke Armistead	1999-03
2.	365	Gerlonda Hardin	2000-04
3.	361	Tracie Mason	1987-91
4.	355	Amanda Behrenbrinker	1994-98
5.	345	Tiasha Gray	2012-16
6.	313	Jasmine Rayner	2008-12
7.	284	Ashley Herring	2007-10
8.	271	Shandra Maxwell	1986-90
9.	261	Elaine Swafford	1977-81
10.	257	Carrie Thompson	1991-96

**ASSISTS**

Rank	AST	Player	Season
1.	537	Kelly Chavez	1997-02
2.	514	Tiasha Gray	2012-16
3.	507	Jeanne Hinchee	1978-82
3.	435	Paige Smith	1999-03
5.	387	Ashley Haynes	2002-06
6.	335	Cassandra Peek	2001-05
	335	Ashlee McGee	2004-08
8.	323	Carrie Thompson	1991-96
9.	322	Tracie Mason	1987-91
10.	320	Nicole Olszewski	2010-14

**BLOCKS**

Rank	BLK	Player	Season
1.	223	Gerlonda Hardin	2000-04
2.	126	Beth Rates	2013-17
3.	124	Amanda Behrenbrinker	1994-98
4.	119	Ashley Haynes	2002-06
5.	102	Joanne Arnold	1978-82
6.	93	Sonja Cox	1992-96
7.	69	Tracie Mason	1987-91
8.	65	Angelica Suffren	1995-99
9.	63	Dalila Thomas	2009-11
10.	58	Ashley Herring	2007-10
	58	Tearra Banks	2013-17

**STEALS**

Rank	STL	Player	Season
1.	314	Tiasha Gray	2012-16
2.	243	Tracie Mason	1987-91
3.	242	Kelly Chavez	1997-02
4.	224	Amanda Behrenbrinker	1994-98
5.	215	Carrie Thompson	1991-96
6.	211	Angelica Suffren	1995-99
7.	207	Ashley Haynes	2002-06
8.	177	Paige Smith	1999-03
9.	174	Whitney Hanley	2008-12
10.	157	Sonia White	1992-96

**GAMES PLAYED**

Rank	GP	Player	Season
1.	128	Whitney Hanley	2008-12
	128	Jasmine Rayner	2008-12
3.	124	Gerlonda Hardin	2000-04
4.	123	Nicole Jamen	2006-10
5.	122	Paige Smith	1999-03
6.	120	Kelly Chavez	1997-02
	120	Brooke Armistead	1999-03
	120	Nicole Olszewski	2010-14
9.	119	Cassandra Peek	2001-05
10.	118	Darcie Warner	2007-11
	118	Meghan Bussabarger	2009-13

**GAMES STARTED**

Rank	GS	Player	Season
1.	119	Paige Smith	1999-03
2.	118	Brooke Armistead	1999-03
3.	117	Kelly Chavez	1997-02
4.	116	Ashley Haynes	2002-06
5.	110	Gerlonda Hardin	2000-04
	110	Whitney Hanley	2008-12
7.	104	Beth Rates	2013-17
8.	103	Sonia White	1992-96
9.	101	Nicole Olszewski	2010-14
10.	94	Ashley Herring	2007-10



## LAST TIME IT HAPPENED

### GOVS INDIVIDUAL

**Scored 25+ points:** Keisha Gregory (25), vs. Morehead State, Jan. 5, 2019

**Scored 30+ points:** Arielle Gonzalez-Varner (32), vs. Mississippi Valley, Nov. 19, 2018

**Scored 35+ points:** Tiasha Gray (38) at Belmont, Jan. 16, 2016

**Scored 40+ points:** Tomika Secrest (43) vs. Bethel College, Dec. 12, 1992 [school record]

**Two players with 20+ points:** Brienne Alexander (23) and Brianah Ferby (28) at Belmont Jan. 20, 2018.

**Three players with 20+ points:** Brooke Armistead (22), Ashley Haynes (27) and Paige Smith (20) vs. Eastern Kentucky, Feb. 27, 2003

**Five Players with 10+ points:** Arielle Gonzalez-Varner (17), Maggie Knowles (12), Keisha Gregory (11), Brianah Ferby (11), Nieja Crawford (10) vs. Lipscomb, Nov. 29, 2018

**Six Players with 10+ points:** Gabby Gregory (20), Keisha Gregory (19), Arielle Gonzalez-Varner (16), Brandi Ferby (11), Brianah Ferby (10), Nieja Crawford (10) vs. Eastern Kentucky, Jan. 3, 2019

**Grabbed 15+ rebounds:** Arielle Gonzalez-Varner (23) vs. Mississippi Valley, Nov. 19, 2018 [school record]

**Grabbed 20+ rebounds:** Arielle Gonzalez-Varner (23) vs. Mississippi Valley, Nov. 19, 2018 [school record]

**Two players with 10+ rebounds:** Tearra Banks (12), and Falon Baker (10) vs. Murray State, Jan. 21, 2017

**Three players with 10+ rebounds:** Tiasha Gray (12), Tearra Banks (10) and Jennifer Nwokocha (10) vs. Tennessee State, Jan. 17, 2015

**Scored 20+ points, grabbed 20+ rebounds:** Arielle Gonzalez-Varner (32p/23r), vs. Mississippi Valley, Nov. 19, 2018

**Scored 30+ points, grabbed 20+ rebounds:** Arielle Gonzalez-Varner (32p/23r), vs. Mississippi Valley, Nov. 19, 2018 (only known 30p, 20r game in school history)

**Dished out 10+ assists:** Bri Williams (10) vs. Evansville, Dec. 2, 2017

**Blocked 5+ shots:** Kristen Stainback (5) vs. SIU Edwardsville, Feb. 19, 2015

**Grabbed 5+ steals:** Arielle Gonzalez-Varner (5) at Western Illinois, Dec. 2, 2018

### INDIVIDUAL SCORING STREAKS

**Scoring 10+ points in 10+ consecutive games:** Tearra Banks, Nov. 27, 2016 - Feb. 18, 2017 (21 games)

**Scoring 10+ points in 15+ consecutive games:** Tearra Banks, Nov. 27, 2016 - Feb. 18, 2017 (21 games)

**Scoring 10+ points in 20+ consecutive games:** Tearra Banks, Nov. 27, 2016 - Feb. 18, 2017 (21 games)

**Scoring 10+ points in 25+ consecutive games:** Tiasha Gray, Feb. 4, 2015-March 3, 2016 (38 games)

**Scoring 10+ points in 30+ consecutive games:** Tiasha Gray, Feb. 4, 2015-March 3, 2016 (38 games)

**Scoring 10+ points in 35+ consecutive games:** Tiasha Gray, Feb. 4, 2015 - March 3, 2016 (38 games)

**Scoring 10+ points in 40+ consecutive games:** Brooke Armistead, Feb. 3, 2001-Dec. 15, 2002 (school-record 48 games)

**Scoring 20+ points in three consecutive games:** Tearra Banks, Jan. 21-Feb. 15, 2017 (7 games)

**Scoring 20+ points in four consecutive games:** Tearra Banks, Jan. 21-Feb. 15, 2017 (7 games)

**Scoring 20+ points in five consecutive games:** Tearra Banks, Jan. 21-Feb. 15, 2017 (7 games)

**Scoring 20+ points in six consecutive games:** Tearra Banks, Jan. 21-Feb. 15, 2017 (7 games)

**Scoring 20+ points in seven consecutive games:** Tearra Banks, Jan. 21-Feb. 15, 2017

**Scoring 30+ points in consecutive games:** Tiasha Gray at Murray State (36), Feb. 21, 2015 and at Southeast Missouri (36), Feb. 28, 2015

### DOUBLE-DOUBLE INFO

**Recorded a Double-Double (points and rebounds):** Nieja Crawford (10 pts/11 rbs) vs. Eastern Kentucky, Jan. 3, 2019

**Recorded a Double-Double (points and assists):** Bri Williams (10 pts/10 asts) vs. Evansville, Dec. 2, 2017

**Two players with Double-Doubles in same game:** Tearra Banks (23 pts/11 rbs) and Falon Baker (11 pts/10 rbs) at Murray State, Jan. 21, 2017

**Double-Doubles in consecutive games:** Tearra Banks at SIUE (25 pts/11 rbs), Feb. 15, 2017 & vs. Eastern Illinois (18 pts/10 rbs), Feb. 18

**Double-Doubles in three consecutive games:** April Thomas, Feb. 7-21, 2009 (4 games)

**Double-Doubles in four consecutive games:** April Thomas, Feb. 7-21, 2009 (4 games)

**Double-Doubles in five consecutive games:** Ashley Haynes, Jan. 28-Feb. 18, 2006 (8 games)

**Double-Doubles in six consecutive games:** Ashley Haynes, Jan. 28-Feb. 18, 2006 (8 games)

**Double-Doubles in seven consecutive games:** Ashley Haynes, Jan. 28-Feb. 18, 2006 (8 games)

**Double-Doubles in eight consecutive games:** Ashley Haynes, Jan. 28-Feb. 18, 2006 (8 games)

**Double-Doubles in nine consecutive games:** Ashley Haynes, Nov. 25-Dec. 30, 2005 (9 games)

### TRIPLE-DOUBLE INFO

**Recorded a Triple-Double (any combination):** Tiasha Gray (12 pts/10 rbs/12 asts) vs. Saint Louis, Dec. 19, 2014 [second known triple-double in program history]

### GOVS TEAM

**Scored 30+ points in a quarter:** vs. Mississippi Valley (34, 4th qt.), Nov. 19, 2018

**Scored 50+ points in a half:** vs. Eastern Kentucky (57, 1st half), Jan. 3, 2019

**Scored 60+ points in a half:** at Jacksonville State (60, 2nd half), Dec. 12, 1999

**Scored 90+ points in a game:** vs. Eastern Kentucky (100), Jan. 3, 2019

**Scored 95+ points in a game:** vs. Eastern Kentucky (100), Jan. 3, 2019

**Made 35+ field goals in a game:** vs. Mississippi Valley (35), Nov. 19, 2018

**Shot 55+ percent in a game:** vs. Eastern Illinois (32-of-56, .571), Jan. 20, 2016

**Shot 60+ percent in a game:** vs. Eastern Illinois (30-of-50, .600), Feb. 12, 2015

**Made 10+ three-point field goals:** vs. Eastern Kentucky (12), Jan. 3, 2019

**Made 14+ three-point field goals:** at Morehead State (14), Feb. 3, 2003 [school record]

**Consecutive Games w/ a 3-pointer:** 367 [2006-active] [program record]

**Last game without a 3-point field goal:** vs. Kennesaw State, Dec. 19, 2006

**Shot 60 percent from three-point range (min. 6 made):** vs. Tennessee Tech (7-of-11, .636), Jan. 25, 2014

**Made 25+ free throws:** at Tennessee Tech (25), Jan. 5, 2017

**Made 30+ free throws:** vs. Tennessee Tech (34), Jan. 9, 2016

**Attempted 30+ free throws:** vs. Morehead State (32), Jan. 5, 2019

**Attempted 40+ free throws:** vs. Tennessee Tech (41), Jan. 9, 2016

**Shot 90 percent from free-throw line (min. 10 made):** vs. Tennessee Tech (100.0 percent 18-18) Feb. 15, 2018.

**Grabbed 50+ rebounds:** vs. Mississippi Valley (51), Nov. 19, 2018

**Dished out 20+ assists:** vs. UT Martin, Feb. 22, 2017 (21)

**Recorded 15+ steals:** at Miami University (16), Nov. 19, 2015

**Blocked 10 shots:** vs. Arkansas State (10), Nov. 16, 2016

### ABOUT 100-POINT GAMES...

**Games since last 100-point outing:** 2

**The last time APSU scored 100+ points (Overall & OVC game):** vs. Eastern Illinois (103-69), Jan. 7, 2002

**The last time APSU scored 100+ points (Non-OVC game):** vs. Christian Brothers (100-62), Nov. 9, 2018

**Number of times APSU has scored 100+ points all-time (record):** 16 (15-1)

**Number of 100-point games during Midlick Era (record):** 2 (2-0)

**Number of times opponent has scored 100+ points all-time (APSU record):** 20 (2-18)

### ABOUT OVERTIME CONTESTS...

**Won an overtime game:** vs. Murray State (75-69), Feb. 24, 2018

**Lost an overtime game:** vs. Eastern Illinois (73-78), Feb. 18, 2017

**Played two overtimes:** nt. Morehead State (84-83), Feb. 29, 2012

**APSU all-time record (streak) in overtime contests:** 28-21 (W1)



## PRESEASON OVC POLL & ALL-OVC TEAMS

### OVC COACHES AND SIDs PRESEASON POLL

PL	Team (1st-place votes)	Points
1.	Belmont (20)	240
2.	UT Martin (3)	204
3.	Jacksonville State	180
4.	Morehead State	179
5.	Southeast Missouri	154
6.	SIUE (1)	149
7.	Tennessee Tech	112
8.	Tennessee State	93
9.	<b>Austin Peay</b>	<b>86</b>
10.	Eastern Kentucky	62
11.	Eastern Illinois	60
12.	Murray State	58

### PRESEASON PLAYER OF THE YEAR

Darby Maggard, Belmont

### PRESEASON ALL-OVC TEAM

Darby Maggard, Belmont

Tia Wooten, Tennessee State

Miranda Crockett, Morehead State

Tesia Thompson, Southeast Missouri

Jenny Roy, Belmont

Chelsey Perry, UT Martin

Grace Lennox, Eastern Illinois

Emanye Robertson, UT Martin

Mackenzie Coleman, Tennessee Tech

Taylor Roberts, Tennessee State

### OVC MEDIA PRESEASON POLL

PL	Team (1st-place votes)	Points
1.	Belmont (11)	143
2.	UT Martin	129
3.	Morehead State (1)	117
4.	SIUE	100
5.	Jacksonville State	95
6.	Southeast Missouri	73
7.	<b>Austin Peay</b>	<b>65</b>
8.	Murray State	59
9.	Tennessee Tech	49
10.	Eastern Kentucky	42
11.	Tennessee State	38
12.	Eastern Illinois	26

### PRESEASON PLAYER OF THE YEAR

Darby Maggard, Belmont

## OVC PLAYERS OF THE WEEK

Week	Player	Newcomer	Freshman
N12	Aliyah Jeune, Morehead State	Aliyah Jeune, Morehead State	Macey Turley, Murray State
N19	Miranda Crockett, Morehead State	Evelyn Adebayo, Murray State	Damiah Griffin, UT Martin
N26	Arielle Gonzalez-Varner, Austin Peay	Aliyah Jeune, Morehead State	Macey Turley, Murray State
D03	Destiney Elliot, Jacksonville State	Destiney Elliot, Jacksonville State	Yamia Johnson, Jacksonville State
D10	Adrianna Murphy, Southeast Missouri	Carrie Shephard, Southeast Missouri	Conley Chinn, Belmont
D17	Evelyn Adebayo, Murray State	Evelyn Adebayo, Murray State	Macey Turley, Murray State
D24	Jenny Roy, Belmont/Karle Pace, Eastern Illinois	Evelyn Adebayo, Murray State	Brittini Moore, UT Martin
D31	Ellie Harmeyer, Belmont/Evelyn Adebayo, Murray	Evelyn Adebayo, Murray State	Abby Wahl, EIU/ Damiah Griffin, UTM
J07	Keisha Gregory, Austin Peay/Harmeyer, Belmont	Aliyah Jeune, Morehead State	Damiah Griffin, UT Martin
J14			
J21			
J28			
F04			
F11			
F18			
F25			



**OVC STANDINGS (AS OF THURSDAY, JAN. 10)**

School	CONFERENCE		W-L	Pct.	OVERALL			
	W-L	Pct.			H	A	N	STR
Tennessee Tech	3-0	1.000	11-3	.786	6-0	5-2	0-1	W6
UT Martin	2-1	.667	10-4	.714	7-0	3-4	0-0	W2
Belmont	2-1	.667	9-5	.643	5-2	4-3	0-0	W1
Jacksonville State	2-1	.667	8-6	.571	3-2	5-2	0-2	W2
Southeast Missouri	2-1	.667	7-7	.500	4-2	3-4	0-1	W1
Austin Peay	2-1	.667	7-7	.500	7-1	0-6	0-0	L1
Morehead State	1-2	.333	10-6	.625	6-1	4-5	0-0	L2
Eastern Illinois	1-2	.333	7-7	.500	6-1	0-6	1-0	L2
SIUE	1-2	.333	6-8	.429	2-1	4-6	0-0	L1
Murray State	1-2	.333	5-9	.357	5-3	0-6	0-0	L1
Tennessee State	1-2	.333	1-14	.067	1-3	0-8	0-3	W1
Eastern Kentucky	0-3	.000	2-12	.143	2-2	0-8	0-2	L3

**OVC ODDS AND ENDS**

**ALL OVC CONTESTS MOVING TO ESPN+ STREAMING PLATFORM**

The OVC and ESPN reached an extension of their media rights agreement, which will now include a minimum of 600 conference events on ESPN+, the recently launched multi-sport, direct-to-consumer subscription streaming service.

**OVC TOURNEY WILL RETURN TO EVANSVILLE**

After a first-class debut appearance at the Ford Center, the OVC Basketball Championships will return to Evansville for the 2018-19 season. The facility serves as home of Evansville's basketball teams as well as the city's Southern Professional Hockey League franchise.



**24 OVC POSTSEASON APPEARANCES • 27-17 OVERALL**  
 SEVEN-TIME TOURNAMENT CHAMPION • 1996, 2001, '02, '03, '04, '09, '10  
 TOURNAMENT RUNNER-UP • 2000

<b>1982 (#6 SEED AT COOKEVILLE, TN)</b> Quarters: Austin Peay 72, Western Kentucky 69 Semis: Tennessee Tech 74, Austin Peay 64
<b>1983 (#6 SEED AT COOKEVILLE, TN)</b> Quarters: Morehead State 71, Austin Peay 52
<b>1985 (#4 SEED AT MURFREESBORO, TN)</b> Semis: Middle Tennessee 82, Austin Peay 77
<b>1994 (#6 SEED AT NASHVILLE, TN / MUNICIPAL)</b> Quarters: Austin Peay 64, Eastern Kentucky 53 Semis: Tennessee Tech 86, Austin Peay 63
<b>1995 (#5 SEED AT NASHVILLE, TN / MUNICIPAL)</b> Quarters: Middle Tennessee 74, Austin Peay 56
<b>1996 (#1 SEED AT NASHVILLE, TN / MUNICIPAL)</b> Semis: Austin Peay 70, Eastern Kentucky 56 Champ: Austin Peay 69, Middle Tennessee 60
<b>1997 (#3 SEED AT NASHVILLE, TN / ARENA)</b> Quarters: Middle Tennessee 60, @Austin Peay 59
<b>1998 (#7 SEED AT NASHVILLE, TN / ARENA)</b> Quarters: @Tennessee Tech 80, Austin Peay 60

<b>1999 (#8 SEED AT NASHVILLE, TN / ARENA)</b> Quarters: @Tennessee Tech 74, Austin Peay 60
<b>2000 (#6 SEED AT NASHVILLE, TN / GAYLORD)</b> Quarters: Austin Peay 90, @UT Martin 60 Semis: Austin Peay 67, Middle Tennessee 58 Champ: Tennessee Tech 89, Austin Peay 80
<b>2001 (#3 SEED AT NASHVILLE, TN / GAYLORD)</b> Quarters: @Austin Peay 77, Murray State 61 Semis: Austin Peay 71, Morehead State 63 Champ: Austin Peay 65, Tennessee Tech 63
<b>2002 (#4 SEED AT LOUISVILLE, KY / KICC)</b> Quarters: @Austin Peay 76, Southeast Missouri 67 Semis: Austin Peay 78, Eastern Kentucky 77 (OT) Champ: Austin Peay 85, Tennessee Tech 83
<b>2003 (#1 SEED AT NASHVILLE, TN / GAYLORD)</b> Quarters: @Austin Peay 75, Murray State 54 Semis: Austin Peay 73, UT Martin 58 Champ: Austin Peay 85, Southeast Missouri 61
<b>2004 (#1 SEED AT NASHVILLE, TN / MUNICIPAL)</b> Quarters: @Austin Peay 73, Morehead State 61 Semis: Austin Peay 72, Southeast Missouri 55 Champ: Austin Peay 65, Eastern Kentucky 51

<b>2006 (#4 SEED AT NASHVILLE, TN / GAYLORD)</b> Quarters: Morehead State 80, @Austin Peay 78 (OT)
<b>2007 (#8 SEED AT NASHVILLE, TN / GAYLORD)</b> Quarters: @Southeast Missouri 58, Austin Peay 54
<b>2009 (#5 SEED AT NASHVILLE, TN / SOMMET)</b> Quarters: Austin Peay 78, @Morehead State 74 Semis: Austin Peay 90, Murray State 84 Champ: Austin Peay 69, Eastern Illinois 65 (OT2)
<b>2010 (#3 SEED AT NASHVILLE, TN / BRIDGESTONE)</b> Quarters: @Austin Peay 79, Tennessee Tech 61 Semis: Austin Peay 78, Morehead State 71 Champ: Austin Peay 69, Eastern Illinois 60
<b>2011 (#5 SEED AT NASHVILLE, TN / MUNICIPAL)</b> First: Austin Peay 71, Murray State 64 Quarters: Austin Peay 78, Eastern Illinois 71 Semis: Tennessee Tech 65, Austin Peay 56
<b>2012 (#8 SEED AT NASHVILLE, TN / MUNICIPAL)</b> First: Austin Peay 84, Morehead State 82 (OT2) Quarters: Murray State 90, Austin Peay 73
<b>2015 (#7 SEED AT NASHVILLE, TN / MUNICIPAL)</b> Quarters: SIUE 72, Austin Peay 69
<b>2016 (#5 SEED AT NASHVILLE, TN / MUNICIPAL)</b> Quarters: Eastern Kentucky 82, Austin Peay 68
<b>2017 (#4 SEED AT NASHVILLE, TN / MUNICIPAL)</b> Quarters: UT Martin 59, Austin Peay 43
<b>2018 (#4 SEED AT EVANSVILLE, IND. / FORD CENTER)</b> Quarters: SIUE 76, Austin Peay 43

**OVC TOURNAMENT HISTORIES & HONORS**

■ OVC POSTSEASON HISTORIES

Opponent	W-L	Pct.	Str	Last	1st	Q	S	C
Belmont	0-0	—	—	—	—	—	—	—
Eastern Illinois	3-0	1.000	W3	2011	0-0	1-0	0-0	2-0
Eastern Kentucky	4-1	.800	L1	2016	0-0	1-1	2-0	1-0
Jacksonville State	0-0	—	—	—	—	—	—	—
Middle Tennessee	2-3	.400	W1	2000	0-0	0-2	1-1	1-0
Morehead State	5-2	.667	W3	2012	1-0	2-2	2-0	0-0
Murray State	4-1	.800	L1	2012	1-0	2-1	1-0	0-0
Southeast Missouri	3-1	.750	L1	2007	0-0	1-1	1-0	1-0
SIUE	0-2	.000	L2	2018	0-0	0-2	0-0	0-0
Tennessee State	0-0	—	—	—	—	—	—	—
Tennessee Tech	3-6	.333	L1	2011	0-0	1-2	0-3	2-1
UT Martin	2-1	.667	L1	2017	0-0	1-0	1-0	0-0
Western Kentucky	1-0	1.000	W1	1982	0-0	1-0	0-0	0-0
<b>OVERALL</b>	<b>27-16</b>	<b>.628</b>	<b>L5</b>	<b>2018</b>	<b>2-0</b>	<b>10-11</b>	<b>8-4</b>	<b>7-1</b>

■ OVC TOURNAMENT MOST VALUABLE PLAYER

1996	Simone Caldwell
2001	Brooke Armistead
2002	Gerlonda Hardin
2003	Brooke Armistead
2004	Gerlonda Hardin
2009	April Thomas
2010	Ashley Herring

■ OVC ALL-TOURNAMENT SELECTIONS

1982	Gayle Kinzer
1994	Colleen Polzin
1996	Simone Caldwell, Sonja Cox, Sonia White
2000	Brooke Armistead, Kelly Chavez, Paige Smith
2001	Brooke Armistead, Gerlonda Hardin, Paige Smith
2002	Gerlonda Hardin, Brooke Armistead
2003	Brooke Armistead, Gerlonda Hardin, Paige Smith
2004	Gerlonda Hardin, Kera Bergeron, Jessica Grayson
2009	April Thomas, Ashley Herring, Emily Pollock
2010	Ashley Herring, Nicole Jamen
2011	Brooke Faulkner
2012	Whitney Hanley



## MEDIA INFORMATION

**INTERVIEWS:** All interview requests should be submitted to the athletics communications office...

- **HEAD COACH:** Head coach David Midlick typically will be available during the week for interview.
- **PLAYERS:** All interviews with players will take place before or after practice. No interviews will be granted following the shoot-around on the day of a game. Media should request players at least 24 hours in advance. Under no circumstances are basketball players to be contacted directly by the media.
- **PRE-GAME:** Head coach David Midlick often will be unavailable for interview during game day.
- **POST-GAME:** Due to differing circumstances following each contest, please contact Dylan Schwartz in regards to postgame availability of head coach David Midlick and select student-athletes.

**OVC TELECONFERENCE:** All 12 OVC head coaches will be available for seven minutes during designated Tuesdays during the season. Contact Dylan Schwartz or Heather Brown at the Ohio Valley Conference (615-371-1698) for the phone number and full schedule of coaches.

**ON THE WEB:** Notes, statistics and schedules on Austin Peay Women's Basketball may be found on the internet at [www.LetsGoPeay.com](http://www.LetsGoPeay.com), Austin Peay State University's official athletics website. Information on OVC basketball is accessible on the internet at [OVCSports.com](http://OVCSports.com).

**CREDENTIALS & PARKING:** For games at the Dunn Center, contact Dylan Schwartz at [schwartzd@apsu.edu](mailto:schwartzd@apsu.edu) at least 24 hours prior to the game.

### APSU SPORTS INFORMATION STAFF

Cody Bush	Director of Athletics Communications	<a href="mailto:bushc@apsu.edu">bushc@apsu.edu</a>	931-221-7561
Colby Wilson	Associate Director of Athletics Communications	<a href="mailto:wilsonrc@apsu.edu">wilsonrc@apsu.edu</a>	931-221-6561
Stefan Nolet	Assistant Director of Athletics Communications	<a href="mailto:nolets@apsu.edu">nolets@apsu.edu</a>	931-221-6562
Dylan Schwartz*	Athletics Communications Assistant	<a href="mailto:schwartzd@apsu.edu">schwartzd@apsu.edu</a>	931-221-6563

\*-primary women's basketball contact

*Mailing Address:*  
APSU Sports Information Office  
P.O. Box 4515  
Clarksville, TN 37044

*Shipping Address:*  
APSU Sports Information Office  
681 Summer Street  
Clarksville, TN 37040

## PRESEASON QUICK FACTS

### UNIVERSITY

Name of School.....Austin Peay State University  
 Location.....Clarksville, TN 37040  
 Founded.....1927  
 Enrollment.....10,970  
 President.....Dr. Alisa White  
 Alma Mater, year.....Lee University, 1980  
 Athletics Director.....Gerald Harrison  
 Alma Mater, year.....Tennessee, 2001  
 Senior Women's Administrator.....Lisa Varytimidis  
 Alma Mater, year.....Louisiana-Monroe, 1994  
 School Colors.....Red and White  
 Nickname.....Govs  
 Affiliations.....NCAA Division I  
 .....Ohio Valley Conference  
 Ticket Office Phone.....931/221-PEAY (7329)  
 Facility Name.....Winfield Dunn Center  
 Capacity.....7,257

### COACHING STAFF

Head Coach.....David Midlick  
 Alma Mater, year.....Mississippi, 1991  
 Record at APSU (yrs).....4th Season  
 APSU Record (yrs).....40-50 (3)  
 Assistant Coach.....Mark Youngs  
 Seasons.....1st season  
 Alma Mater, year.....Hope College, 1999  
 Assistant Coach.....Teonna Jewell  
 Seasons.....2nd season  
 Alma Mater, year.....Davis & Elkins, 2010  
 Assistant Coach.....Alexis Pace  
 Seasons.....1st season  
 Alma Mater, year.....West Georgia, 2010  
 Director of Basketball Operations.....Amy Elkus  
 Alma Mater, year.....Kentucky, 2014  
 Graduate Assistant.....Falon Baker  
 Alma Mater, Year.....Austin Peay, 2018

### TEAM INFORMATION

Last Season's Overall Record.....16-14  
 Home | Away | Neutral.....10-4 | 6-9 | 0-1  
 Last Season's OVC Record (finish).....9-9 (t6th)  
 Home | Away.....6-3 | 4-5  
 Current Ranking.....NA  
 Starters returning/lost.....2/3  
 Letterwinners returning/lost.....9/6  
 Newcomers.....3

### HISTORY

First Year of Women's Basketball.....1929  
 .....reborn 1970  
 Program Record since 1976-77.....450-650  
 Last NCAA Tournament appearance.....2010  
 Result.....lost in first round  
 All-Time NCAA Tournament Record.....0-7  
 Last Postseason WNIT appearance.....None  
 Last OVC Tournament appearance.....2017  
 Result.....lost in first round



### NEW AUSTIN PEAY LOGO

Now in its fourth season, the logo at left is the primary athletics logo. If you need a copy of this logo, please get in touch with the athletics communications contact for your sport and they will forward a version to you in the format you require. Please do not utilize the AP logo previously in use.



# DAVID MIDLICK

Position: Head Coach • Alma Mater: Mississippi, 1991

Experience: 4th Season at Austin Peay

- Midlick returned to Austin Peay for his third coaching stint. He was a volunteer assistant for the men’s basketball program for three seasons (2003-06). Midlick then returned as an assistant coach for the women’s basketball team for two seasons (2010-12).
- Austin Peay is Midlick’s second head coaching position. He was head coach at Division II Delta State for two seasons (2012-14), leading the Lady Statesmen to the South Region Final in 2012-13. Midlick finished his Delta State tenure with a 45-16 record.
- During his three-season collegiate career at Ole Miss, Midlick played in 80 games, averaging 5.8 points and 2.3 assists per game. He led the 1988-89 Rebels in free-throw percentage and was fourth on the team in scoring. Midlick made 42.9 of his field goals, 41.2 percent of his three-pointers and 83.7 percent of his free throws during his career.
- Midlick excelled academically at Mississippi, earning Academic All-SEC honors each of his three seasons. He also was a Male Scholar-Athlete selection in 1991 and a nominee for the H. Boyd McWhorter SEC Male Scholar-Athlete of the Year Award.

## MIDLICK MUSINGS

### COACHING EXPERIENCE

- Austin Peay, head coach, 2015-current
- Memphis, associate head coach, 2014-15
- Delta State, head coach, 2012-14
- Austin Peay, assistant coach, 2010-12
- Tennessee State, assistant coach, 2006-10
- Austin Peay, assistant coach (men’s basketball), 2003-06

### PLAYING EXPERIENCE

Mississippi, 1988-91

### EDUCATION

University of Mississippi (B.S., Biological Science, 1991)  
 University of Mississippi Medical Center (B.S. Physical Therapy, 1994).

### PERSONAL

- Wife: Leslie (née Biddle)
- Sons: David Jr. and Will
- Hometown: Memphis, Tennessee



## MIDLICK YEAR-BY-YEAR

Year	School	Overall		Conference Season			Tourney	Notes/Postseason/Awards
		Record	Pct.	Record	Pct.	Finish	Finish	
2006-07	Tennessee State	7-22	.241	4-16	.200	t-10th	—	Assistant Coach
2007-08	Tennessee State	13-17	.433	10-10	.500	5th	t-5th	Assistant Coach
2008-09	Tennessee State	18-13	.581	13-5	.722	3rd	t-3rd	Assistant Coach
2009-10	Tennessee State	10-18	.357	7-11	.389	8th	t-5th	Assistant Coach
2010-11	Austin Peay	15-18	.455	12-6	.667	5th	t-3rd	Assistant Coach
2011-12	Austin Peay	9-22	.290	5-11	.313	9th	t-5th	Assistant Coach
2012-13	Delta State	21-10	.677	13-5	.722	t-1st	t-3rd	NCAA Division II South Region Finalist
2013-14	Delta State	24-6	.800	17-3	.850	2nd	1st	NCAA Division II South Region First Round
2014-15	Memphis	14-17	.452	7-11	.389	7th	t-5th	Associate Head Coach
2015-16	Austin Peay	10-20	.333	8-8	.500	6th	t-5th	Reached OVC Tournament in first season
2016-17	Austin Peay	14-16	.483	8-8	.500	4th	t-5th	Reached OVC Tournament
2017-18	Austin Peay	16-14	.533	9-9	.500	t-6th	t-5th	Reached OVC Tournament
2018-19	Austin Peay	7-7	.500	2-1	.667			
Career	Six Seasons	92-73	.558	57-34	.626			



# TEAM GAME-BY-GAME

Opponent	Date	Score	W/L	---TOTAL---			---3-POINT---			---REBOUNDS---				PF	A	TO	Blk	Stl	Pts	Avg			
				FG	FGA	Pct	3FG	3GA	Pct	FT	FTA	Pct	Off								Def	Tot	Avg
at Cincinnati	11/6/18	48-69	L	19	62	.306	6	32	.188	4	8	.500	15	22	37	N/A	20	12	24	0	5	48	N/A
Christian Brothers	11/9/18	100-62	W	36	69	.522	13	29	.448	15	22	.682	14	32	46	41.5	18	18	17	1	14	100	74.0
at Vanderbilt	11/12/18	70-99	L	26	67	.388	11	35	.314	7	17	.412	13	17	30	37.7	26	9	7	1	5	70	72.7
Trevecca	11/14/18	90-78	W	30	68	.441	13	32	.406	17	19	.895	17	21	38	37.8	19	16	15	4	3	90	77.0
Mississippi Valley	11/19/18	89-95	L	35	83	.422	11	30	.367	8	15	.533	32	19	51	40.4	28	17	26	1	10	89	79.4
Northern Kentucky	11/26/18	52-48	W	15	43	.349	4	12	.333	18	21	.857	8	19	27	38.2	17	6	18	1	14	52	74.8
Lipscomb	11/29/18	70-58	W	23	51	.451	6	22	.273	18	24	.750	18	19	37	38.0	16	16	18	3	8	70	74.1
at Western Illinois	12/2/18	72-77	L	25	73	.342	13	34	.382	9	12	.750	12	21	33	37.4	25	17	19	0	13	72	73.9
at Illinois State	12/4/18	49-61	L	18	56	.321	8	28	.286	5	7	.714	9	18	27	36.2	25	8	8	2	5	49	71.1
Alabama A&M	12/9/18	75-58	W	25	51	.490	8	21	.381	17	20	.850	11	31	42	36.8	13	13	19	1	5	75	71.5
at Evansville	12/18/18	52-56	L	20	60	.333	7	28	.250	5	8	.625	15	21	36	36.7	15	10	8	1	2	52	69.7
Eastern Kentucky	1/3/19	100-65	W	32	72	.444	12	28	.429	24	36	.667	16	23	39	36.9	17	14	7	0	14	100	72.3
Morehead State	1/5/19	81-80	W	26	61	.426	5	13	.385	24	32	.750	15	19	34	36.7	22	12	11	0	9	81	72.9
at Southeast Missouri	1/10/19	54-64	L	16	53	.302	5	22	.227	17	25	.680	14	19	33	36.4	18	5	17	1	10	54	71.6
at UT Martin																							
at SIUE																							
at Eastern Illinois																							
Tennessee State																							
Belmont																							
at Tennessee Tech																							
at Jacksonville State																							
SIUE																							
Eastern Illinois																							
at Morehead State																							
Murray State																							
Southeast Missouri																							
UT Martin																							
at Eastern Kentucky																							
at Murray State																							
Austin Peay		1002		346	869	.398	122	366	.333	188	266	.707	199	311	510	36.4	279	173	212	16	117	1002	71.6
Opponents		970		352	742	.474	79	242	.326	187	249	.751	118	355	473	33.8	250	186	252	34	98	970	69.3

## TEAM SUPERLATIVES

### APSU HIGHS

POINTS .....	100	vs Christian Brothers (11/9/18)
.....		vs Eastern Kentucky (1/3/19)
FIELD GOALS MADE.....	36	vs Christian Brothers (11/9/18)
FIELD GOAL ATTEMPTS .....	83	vs Mississippi Valley (11/19/18)
FIELD GOAL PERCENTAGE .....	.522 (36-69)	vs Christian Brothers (11/9/18)
3 PT FIELD GOALS MADE.....	13	vs Christian Brothers (11/9/18)
.....		vs Trevecca (11/14/18)
.....		at Western Illinois (12/2/18)
3 PT FG ATTEMPTS .....	35	at Vanderbilt (11/12/18)
3 PT FG PERCENTAGE .....	.448 (13-29)	vs Christian Brothers (11/9/18)
FREE THROWS MADE.....	24	vs Eastern Kentucky (1/3/19)
.....		vs Morehead State (1/5/19)
FREE THROW ATTEMPTS .....	36	vs Eastern Kentucky (1/3/19)
FREE THROW PERCENTAGE .....	.895 (17-19)	vs Trevecca (11/14/18)
REBOUNDS .....	51	vs Mississippi Valley (11/19/18)
ASSISTS.....	18	vs Christian Brothers (11/9/18)
STEALS .....	14	vs Christian Brothers (11/9/18)
.....		vs Northern Kentucky (11/26/18)
.....		vs Eastern Kentucky (1/3/19)
BLOCKED SHOTS .....	4	vs Trevecca (11/14/18)
TURNOVERS.....	26	vs Mississippi Valley (11/19/18)
FOULS.....	28	vs Mississippi Valley (11/19/18)

### APSU LOWS

POINTS .....	48	at Cincinnati (11/6/18)
FIELD GOALS MADE.....	15	vs Northern Kentucky (11/26/18)
FIELD GOAL ATTEMPTS .....	43	vs Northern Kentucky (11/26/18)
FIELD GOAL PERCENTAGE .....	.302 (16-53)	at Southeast Missouri (1/10/19)
3 PT FIELD GOALS MADE.....	4	vs Northern Kentucky (11/26/18)
3 PT FG ATTEMPTS .....	12	vs Northern Kentucky (11/26/18)
3 PT FG PERCENTAGE .....	.188 (6-32)	at Cincinnati (11/6/18)
FREE THROWS MADE.....	4	at Cincinnati (11/6/18)
FREE THROW ATTEMPTS .....	7	at Illinois State (12/4/18)
FREE THROW PERCENTAGE .....	.412(7-17)	at Vanderbilt (11/12/18)
REBOUNDS .....	27	vs Northern Kentucky (11/26/18)
.....		at Illinois State (12/4/18)
ASSISTS.....	5	at Southeast Missouri (1/10/19)
STEALS .....	2	at Evansville (12/12/18)
BLOCKED SHOTS .....	0	at Cincinnati (11/6/18)
.....		at Western Illinois (12/2/18)
.....		vs Eastern Kentucky (1/3/19)
TURNOVERS.....	7	at Vanderbilt (11/12/18)
.....		vs Eastern Kentucky (1/3/19)
FOULS.....	13	vs Alabama A&M (12/9/18)



## MICHAELA CAMPBELL

5-11 | Senior | Guard  
Memphis, Tenn. | Walters State CC



### CAREER HIGHLIGHTS

- Scored a career high 19 points at Tennessee Tech (1/11/18)
- Scored 15 points against UT Martin (1/3/18) shooting 54.6 percent from the floor
- Led the team in points (11) in her first game as a Gov against Butler (11/11/17).
- Earned her first start against Christian Brothers (11/14/17).

### 2018-19 GAME-BY-GAME STATISTICS

OPP.	MIN	FG	PCT	3G	PCT	FT	PCT	O-RB	PF	A	TO	B	S	PT
CIN	10	2-4	.500	1-3	.333	1-2	.500	1-1	5	0	3	0	0	6
CBU	12	3-8	.375	1-2	.500	0-0	.000	0-2	2	0	1	0	3	7
VANDY	7	2-4	.500	1-3	.333	0-0	.000	0-0	2	0	1	0	0	5
TRE	DNP													
MISS	DNP													
NKU	DNP													
LIP	DNP													
WIU	DNP													
ILL ST.	DNP													
AAMU	DNP													
EVAN	DNP													
EKU	12	0-4	.000	0-1	.000	2-2	1.000	0-4	3	0	2	0	1	2
MORE	DNP													
SEMO	DNP													
UTM														
SIUE														
EIU														
TSU														
BEL														
TTU														
JSU														
SIUE														
SIU														
MORE														
MUR														
SEMO														
UTM														
EKU														
MUR														

### CAREER BESTS

- PTS:** 19, at Tennessee Tech (1/11/18)  
**REB:** 2, at Illinois (12/16/17), at Ball State (12/18/17), vs. UT Martin (1/3/18)  
**AST:** 1, vs. UAPB (11/29/17), vs. Christian Brothers (11/13/17), vs. UT Martin (1/3/18)  
**STL:** 3, vs. Christian Brothers (11/9/18)  
**BLK:** 1, at Butler (11/11/17)  
**FGM:** 7, at Tennessee Tech (1/11/18) | **FGA:** 11, vs. UT Martin (1/3/18), at Tennessee Tech (1/11/18)  
**3GM:** 3, at Butler (11/11/17), vs. UT Martin (1/3/18), at Tennessee Tech (1/11/18)  
**3GA:** 6, at Butler (11/11/17), vs. UT Martin (1/3/18)  
**FTM:** 4, vs UAPB (11/29/17) | **FTA:** 4, UAPB (11/29/17)

### MISCELLANEOUS CAREER STATISTICS

Season Streak | Games Played: 4 | Starts: 0  
 Times Led Team In | Scoring: 2 | Rebounding: 0  
 Games With | 20+ Points: 0 | 7+ Rebounds: 0 | 3+ Assists: 0 | 3+ Steals: 0  
 Double-Doubles: 0

## NIEJA CRAWFORD

5-11 | Junior | Guard  
Forest Park, Ga. | Atlanta International



### CAREER HIGHLIGHTS

- Has recorded at least 10 rebounds in three consecutive games.
- Recorded her second career double-double against Alabama A&M, along with a career high 14 rebounds (12/9/18).
- Played a season high 23 minutes against SIUE (2/21/18).
- Led the team in scoring against Ball State with 11 points (12/18/17).
- Went 100 percent from the free throw line against Butler (11/11/17).

### 2018-19 GAME-BY-GAME STATISTICS

OPP.	MIN	FG	PCT	3G	PCT	FT	PCT	O-RB	PF	A	TO	B	S	PT
CIN	27	3-8	.375	1-3	.333	1-2	.500	2-2	3	3	4	0	2	8
CBU	22	2-5	.400	0-1	.000	0-1	.000	2-9	3	4	2	0	2	4
VANDY	15	2-4	.500	0-0	.000	0-2	.000	0-1	4	0	0	0	0	4
TRE	17	1-3	.333	0-0	.000	0-0	.000	3-5	2	1	2	0	0	2
MISS	18	5-9	.556	1-1	1.000	0-1	.000	4-6	5	0	1	0	1	11
NKU	15	3-7	.429	0-1	.000	1-1	1.000	0-2	3	0	0	0	1	7
LIP	25	4-7	.571	0-1	.000	2-3	.667	6-10	0	1	3	2	0	10
WIU	28	0-5	.000	0-2	.000	3-4	.750	0-2	3	0	3	0	3	3
ILL ST.	18	1-3	.333	0-1	.000	3-4	.750	2-7	3	1	2	0	0	7
AAMU	35	4-8	.500	3-3	1.000	1-2	.500	4-14	1	2	4	0	1	12
EVAN	33	4-10	.400	0-2	.000	1-2	.500	5-10	3	4	1	0	0	9
EKU	26	3-9	.333	0-2	.000	4-7	.571	5-11	5	1	1	0	1	10
MORE	17	0-6	.000	0-0	.000	2-2	1.000	1-3	5	3	2	0	1	2
SEMO	26	1-7	.143	1-5	.200	1-2	.500	1-5	3	2	5	0	1	4
UTM														
SIUE														
EIU														
TSU														
BEL														
TTU														
JSU														
SIUE														
SIU														
MORE														
MUR														
SEMO														
UTM														
EKU														
MUR														

### CAREER BESTS

- PTS:** 13, at UCF (11/27/16)  
**REB:** 14, vs. Alabama A&M (12/9/18)  
**AST:** 4, vs Tennessee Tech (2/15/18), at Evansville (12/12/18)  
**STL:** 4, vs. Trevecca (11/19/16)  
**BLK:** 1, vs. Kennesaw State (12/14/16)  
**FGM:** 5, at UCF (11/27/16) | **FGA:** 9, vs. Mississippi Valley (11/19/18)  
**3GM:** 3, vs. Alabama A&M (12/9/18) | **3GA:** 3, vs. Morehead State (12/29/16)  
**FTM:** 4, vs. Ole Miss (12/20/16) | **FTA:** 6, at UCF (11/27/16)

### MISCELLANEOUS CAREER STATISTICS

Season Streak | Games Played: 14 | Starts: 6  
 Times Led Team In | Scoring: 2 | Rebounding: 4  
 Games With | 20+ Points: 0 | 7+ Rebounds: 9 | 3+ Assists: 4 | 3+ Blocks: 0 | 3+ Steals: 2  
 Double-Doubles: 3



# PLAYER STATS

## BRANDI FERBY

5-6 | Sophomore | Guard  
Smyrna, Tenn. | Stewart's Creek HS

33

### CAREER HIGHLIGHTS

- Set career high in assists with seven at Western Illinois (12/2/18)
- Set career high in points with 16 against Trevecca (11/14/18)
- Hit four triples against Christian Brothers to set a then career-high of 12 points (11/9/18)
- Had her first double-digit game against UAPB (11/29/17).
- Scored her first bucket as a Gov against Christian Brothers (11/14/17).

### 2018-19 GAME-BY-GAME STATISTICS

OPP.	MIN	FG	PCT	3G	PCT	FT	PCT	O-RB	PF	A	TO	B	S	PT
CIN	23	1-6	.166	1-4	.250	0-0	.000	2-6	3	2	3	0	0	3
CBU	27	4-8	.500	4-8	.500	0-0	.000	0-2	2	4	0	0	2	12
VANDY	19	2-5	.400	1-4	.250	1-2	.500	0-1	3	2	2	0	2	6
TRE	24	6-8	.750	4-6	.667	0-0	.000	2-2	1	2	2	0	0	16
MISS	25	0-3	.000	0-3	.000	2-2	1.000	0-1	3	4	1	0	0	2
NKU	33	3-7	.429	1-3	.500	2-2	1.000	0-0	1	1	3	0	3	9
LIP	16	1-3	.333	1-3	.333	1-2	.500	0-1	4	3	1	0	1	4
WIU	30	2-12	.167	2-6	.333	0-0	.000	1-3	2	7	2	0	2	6
ILL ST.	21	1-5	.200	1-3	.333	1-2	.500	0-1	3	1	1	0	0	4
AAMU	28	0-2	.000	0-2	.000	4-4	1.000	0-3	1	2	2	0	0	4
EVAN	25	2-3	.667	2-3	.667	0-0	.000	0-3	3	1	1	0	2	6
EKU	28	3-7	.429	2-4	.500	3-5	.600	0-1	0	3	0	0	3	11
MORE	32	3-7	.429	2-3	.667	1-2	.500	1-1	1	5	1	0	0	9
SEMO	34	2-6	.333	1-5	.200	5-6	.833	0-1	2	0	2	0	4	10
UTM														
SIUE														
EIU														
TSU														
BEL														
TTU														
JSU														
SIUE														
SIU														
MORE														
MUR														
SEMO														
UTM														
EKU														
MUR														

### CAREER BESTS

- PTS:** 16, vs. Trevecca (11/14/18)  
**REB:** 6, at Cincinnati (11/6/18)  
**AST:** 7, at Western Illinois (12/2/18)  
**STL:** 3, vs. UAPB (11/29/17)  
**BLK:** 1, at Ball State (12/18/17)  
**FGM:** 6, vs. Trevecca (11/14/18) | **FGA:** 8, vs. Christian Brothers (11/9/18)  
**3GM:** 4, vs. Christian Brothers (11/9/18) | **3GA:** 8, vs. Christian Brothers (11/9/18)  
**FTM:** 4, vs. Alabama A&M (12/9/18) | **FTA:** 5, vs. Eastern Kentucky (1/3/19)

### MISCELLANEOUS CAREER STATISTICS

Season Streak | Games Played: 14 | Starts: 14  
 Times Led Team In | Scoring: 0 | Rebounding: 0  
 Games With | 20+ Points: 0 | 7+ Rebounds: 0 | 3+ Assists: 6 | 3+ Steals: 3  
 Double-Doubles: 0

## BRIANAH FERBY

5-6 | Sophomore | Guard  
Smyrna, Tenn. | Stewart's Creek HS

32

### CAREER HIGHLIGHTS

- Scored a career high 28 points at Belmont (1/20/18).
- Had a season high 19 points at Western Illinois (12/2/18).
- Has scored in double digits for three straight games against Christian Brothers (11/9/18), Vanderbilt (11/12/18), and Trevecca (11/14/18).
- First career start against SIUE (12/28/17).

### 2018-19 GAME-BY-GAME STATISTICS

OPP.	MIN	FG	PCT	3G	PCT	FT	PCT	O-RB	PF	A	TO	B	S	PT
CIN	20	2-8	.250	1-6	.167	0-0	.000	0-0	1	1	0	0	0	5
CBU	20	4-6	.667	2-4	.500	2-2	1.000	0-2	1	1	2	0	1	12
VANDY	27	3-8	.375	3-7	.429	1-2	.500	0-0	4	0	0	1	1	10
TRE	27	5-12	.417	2-7	.286	1-2	.500	0-1	2	3	1	0	0	13
MISS	28	3-12	.250	3-8	.375	0-0	.000	2-5	3	3	1	0	1	9
NKU	33	2-9	.222	1-3	.333	1-2	.500	0-1	1	1	1	1	1	6
LIP	33	3-8	.375	3-7	.429	2-2	1.000	1-3	4	3	2	0	2	11
WIU	33	7-17	.412	5-9	.556	0-0	.000	0-1	3	3	2	0	0	19
ILL ST.	28	4-12	.333	1-6	.167	1-1	1.000	1-3	1	2	1	0	0	10
AAMU	28	2-9	.222	0-5	.000	2-2	1.000	0-2	3	3	3	0	0	6
EVAN	35	1-10	.100	1-6	.167	0-2	.000	1-1	2	3	3	0	0	3
EKU	24	4-12	.333	1-5	.200	1-2	.500	1-2	0	4	2	0	4	10
MORE	24	3-8	.375	1-3	.333	4-6	.667	1-3	2	0	1	0	2	11
SEMO	15	0-7	.000	0-4	.000	0-0	.000	1-2	4	0	0	0	0	0
UTM														
SIUE														
EIU														
TSU														
BEL														
TTU														
JSU														
SIUE														
SIU														
MORE														
MUR														
SEMO														
UTM														
EKU														
MUR														

### CAREER BESTS

- PTS:** 28, at Belmont (1/20/18)  
**REB:** 8, at Belmont (1/20/18)  
**AST:** 3, vs. TNU (11/26/17)  
**STL:** 4, at Butler (11/11/17), vs. Eastern Kentucky (1/3/19)  
**BLK:** 1, vs. Morehead State (1/27/18)  
**FGM:** 7, vs. Christian Brothers (11/14/17) | **FGA:** 17, at Western Illinois (12/2/18)  
**3GM:** 5, at Western Illinois (12/2/18) | **3GA:** 9, at Western Illinois (12/2/18)  
**FTM:** 2, vs. Trevecca (11/19/17) | **FTA:** 2, vs. Trevecca (11/19/17)

### MISCELLANEOUS CAREER STATISTICS

Season Streak | Games Played: 14 | Starts: 13  
 Times Led Team In | Scoring: 4 | Rebounding: 1  
 Games With | 20+ Points: 1 | 7+ Rebounds: 0 | 3+ Assists: 7 | 3+ Steals: 2  
 Double-Doubles: 0



## KEISHA GREGORY

5-10 | Senior | Guard  
Johnson City, Tennessee | Science Hill HS



### CAREER HIGHLIGHTS

- Named OVC Co-Player of the Week for Jan. 7, 2019.
- Scored a career high 27 points at Eastern Illinois (2/10/18).
- Recorded a career high 14 rebounds against Eastern Illinois (12/30/17).
- Holds the single season record for free throw percentage (94.5%).

### 2018-19 GAME-BY-GAME STATISTICS

OPP.	MIN	FG	PCT	3G	PCT	FT	PCT	O-RB	PF	A	TO	B	S	PT
CIN	26	3-10	.300	1-5	.200	0-0	.000	2-4	0	1	3	0	0	7
CBU	20	2-8	.230	1-4	.250	0-0	.000	1-5	0	3	0	0	0	5
VANDY	29	3-9	.333	0-4	.000	2-2	1.000	4-6	1	1	1	0	0	8
TRE	27	4-10	.400	2-4	.500	9-9	1.000	1-2	2	5	1	0	1	19
MISS	30	6-14	.429	4-8	.500	0-0	.000	2-4	4	6	4	0	1	16
NKU	34	3-8	.375	1-1	1.000	8-10	.800	1-7	3	1	2	0	4	15
LIP	33	3-7	.429	0-3	.000	5-5	1.000	4-6	1	4	2	1	2	11
WIU	10	1-4	.250	0-1	.000	2-2	1.000	0-2	5	3	1	0	2	4
ILL ST.	31	3-10	.300	1-2	.500	0-0	.000	1-4	4	0	1	0	2	7
AAMU	24	7-9	.778	3-5	.600	4-4	1.000	0-3	1	2	1	0	0	21
EVAN	30	3-13	.231	2-7	.286	4-4	1.000	4-7	2	0	1	0	0	12
EKU	17	7-8	.875	3-4	.750	2-2	1.000	0-2	0	3	0	0	0	19
MORE	37	8-13	.615	1-2	.500	8-9	.889	4-8	1	3	1	0	1	25
SEMO	35	3-9	.333	2-4	.500	5-6	.833	3-6	2	0	1	1	2	13
UTM														
SIUE														
EIU														
TSU														
BEL														
TTU														
JSU														
SIUE														
SIU														
MORE														
MUR														
SEMO														
UTM														
EKU														
MUR														

### CAREER BESTS

- PTS:** 27, at Eastern Illinois (2/10/18)  
**REB:** 14, vs. Eastern Illinois (12/30/17)  
**AST:** 6, at Southeast Missouri (2/25/17)  
**STL:** 3, at Murray State (2/11/17)  
**BLK:** 3, at Tennessee Tech (1/5/17)  
**FGM:** 8, at Eastern Illinois (2/10/18) | **FGA:** 14, at Eastern Illinois (2/10/18)  
**3GM:** 5, vs. UT Martin (2/22/17) | **3GA:** 7, vs. UT Martin (2/22/17)  
**FTM:** 9, at Eastern Illinois (2/10/18) | **FTA:** 10, vs Northern Kentucky (11/26/18)

### MISCELLANEOUS CAREER STATISTICS

**Season Streak | Games Played:** 14 | **Starts:** 14  
**Times Led Team In | Scoring:** 12 | **Rebounding:** 10  
**Games With | 20+ Points:** 3 | **7+ Rebounds:** 9 | **3+ Assists:** 20 | **3+ Steals:** 4  
**Double-Doubles:** 3

## GABBY GREGORY

5-8 | Junior | Guard  
Irving, Texas | Irving MacArthur HS



### CAREER RECAP

#### Austin Peay: 2017-18 (Sophomore Season)

- Had to sit out a year due to transfer regulations

### 2018-19 GAME-BY-GAME STATISTICS

OPP.	MIN	FG	PCT	3G	PCT	FT	PCT	O-RB	PF	A	TO	B	S	PT
CIN	2	0-0	.000	0-0	.000	0-0	.000	1-0	0	0	1	0	0	0
CBU	19	5-8	.625	3-6	.500	0-0	.000	0-3	2	2	2	0	2	13
VANDY	6	1-5	.200	0-2	.000	0-0	.000	0-0	0	0	0	0	0	2
TRE	13	5-11	.454	2-4	.500	1-2	.500	1-1	2	0	1	0	0	13
MISS	6	1-3	.333	1-3	.333	0-0	.000	1-1	0	0	3	0	0	3
NKU	4	0-0	.000	0-0	.000	0-0	.000	1-1	2	0	1	0	0	0
LIP	6	0-2	.000	0-0	.000	0-0	.000	0-3	0	0	2	0	0	0
WIU	4	0-0	.000	0-0	.000	0-0	.000	0-0	0	0	2	0	0	0
ILL ST.	5	0-0	.000	0-0	.000	0-0	.000	0-0	0	0	0	0	0	0
AAMU	11	2-3	.667	1-2	.500	2-2	1.000	0-2	1	0	1	0	2	7
EVAN	3	0-1	.000	0-0	.000	0-0	.000	1-1	0	0	1	0	0	0
EKU	20	6-10	.600	5-7	.714	3-4	.750	1-2	4	0	0	0	0	20
MORE	8	0-3	.000	0-2	.000	2-2	1.000	0-0	1	0	1	0	0	2
SEMO	5	0-1	.000	0-1	.000	0-0	.000	0-0	1	0	2	0	0	0
UTM														
SIUE														
EIU														
TSU														
BEL														
TTU														
JSU														
SIUE														
SIU														
MORE														
MUR														
SEMO														
UTM														
EKU														
MUR														

### CAREER BESTS

- PTS:** 20, vs. Eastern Kentucky (1/3/19)  
**REB:** 3, vs. Christian Brothers (11/9/18)  
**AST:** 2, vs. Christian Brothers (11/9/18)  
**STL:** 2, vs. Christian Brothers (11/9/18)  
**BLK:**  
**FGM:** 6, vs. Eastern Kentucky (1/3/19)  
**FGA:** 11, vs. Trevecca (11/14/18)  
**3GM:** 5, vs. Eastern Kentucky (1/3/19) | **3GA:** 7, vs. Eastern Kentucky (1/3/19)  
**FTM:** 3, vs. Eastern Kentucky (1/3/19) | **FTA:** 4, vs. Eastern Kentucky (1/3/19)

### MISCELLANEOUS CAREER STATISTICS

**Season Streak | Games Played:** 14 | **Starts:** 0  
**Times Led Team In | Scoring:** 1 | **Rebounding:** 0  
**Games With | 20+ Points:** 1 | **7+ Rebounds:** 0 | **3+ Assists:** 0 | **3+ Steals:** 0  
**Double-Doubles:** 0



## PLAYER STATS

### ARIELLE GONZALEZ-VARNER

6-0 | Junior | Forward  
Cincinnati, Ohio | Walnut Hills HS

4

#### CAREER HIGHLIGHTS

- Won OVC Player of the Week for the week of Nov. 26.
- Scored 32 points and grabbed 23 rebounds against Mississippi Valley (11/19/18), both career highs, with the 23 rebounds a school record.
- Recorded the only known game with at least 30 points and 20 rebounds in program history against MVSU (11/19/18).
- Made her first career three-pointer against Vanderbilt (11/12/18)
- Pulled down 14 rebounds against Trevecca (11/14/18), tying her then career high.

#### 2018-19 GAME-BY-GAME STATISTICS

OPP.	MIN	FG	PCT	3G	PCT	FT	PCT	O-RB	PF	A	TO	B	S	PT
CIN	23	1-6	.167	0-0	.000	1-2	.500	1-7	3	2	2	0	1	3
CBU	20	7-12	.583	0-0	.000	3-4	.750	10-12	1	1	1	1	3	17
VANDY	24	4-10	.400	1-2	.500	1-7	.142	3-6	1	1	0	0	0	10
TRE	23	3-7	.429	0-0	.000	0-0	.000	5-14	4	1	3	2	2	6
MISS	33	14-23	.609	0-0	.000	4-10	.400	16-23	4	1	6	0	2	32
NKU	22	1-3	.333	0-0	.000	2-2	1.000	0-1	3	0	2	0	1	4
LIP	29	5-10	.500	0-0	.000	7-8	.875	2-6	4	4	2	0	0	17
WIU	30	6-10	.600	0-0	.000	4-6	.667	5-12	1	1	3	0	5	16
ILL ST.	20	3-8	.375	1-3	.333	0-0	.000	1-2	5	2	1	2	1	7
AAMU	21	6-10	.600	1-1	1.000	0-0	.000	1-5	2	0	3	1	1	13
EVAN	DNP													
EKU	22	5-7	.714	0-0	.000	6-7	.857	3-4	2	1	1	0	1	16
MORE	34	6-11	.545	0-0	.000	2-2	1.000	1-5	5	1	2	0	2	14
SEMO	35	4-12	.333	0-1	.000	1-3	.333	4-8	4	2	4	0	2	9
UTM														
SIUE														
EIU														
TSU														
BEL														
TTU														
JSU														
SIUE														
SIU														
MORE														
MUR														
SEMO														
UTM														
EKU														
MUR														

#### CAREER BESTS

**PTS:** 32, vs. Mississippi Valley (11/19/18)  
**REB:** 23, vs. Mississippi Valley (11/19/18)  
**AST:** 4, vs. Murray State (1/25/17), vs. UAPB (11/29/17)  
**STL:** 5, at Western Illinois (12/2/18)  
**BLK:** 2, at UT Martin (2/1/18)  
**FGM:** 14, vs. Mississippi Valley (11/19/18) | **FGA:** 23, vs. Mississippi Valley (11/19/18)  
**3GM:** 1, at Vanderbilt (11/12/18), at Illinois State (12/2/18)  
**3GA:** 3, at Illinois State (12/4/18)  
**FTM:** 4, at Southeast Missouri (2/25/17) | **FTA:** 10, vs. Mississippi Valley (11/19/18)

#### MISCELLANEOUS CAREER STATISTICS

**Season Streak | Games Played:** 13 | **Starts:** 12  
**Times Led Team In | Scoring:** 2 | **Rebounding:** 13  
**Games With | 20+ Points:** 1 | **7+ Rebounds:** 8 | **3+ Assists:** 4 | **3+ Steals:** 4  
**Double-Doubles:** 3

### KELEN KENOL

6-1 | Sophomore | Forward/Center  
Woodbury, Minn. | East Ridge HS

24

#### CAREER HIGHLIGHTS

- Led team in scoring against Cincinnati (11/6/18).
- Had a then career high 10 points against Trevecca (11/19/17); was her first career game scoring in double digits.
- Recorded her first career rebound against Trevecca (11/19/17).
- Scored her first basket against Christian Brothers (11/14/17).

#### 2018-19 GAME-BY-GAME STATISTICS

OPP.	MIN	FG	PCT	3G	PCT	FT	PCT	O-RB	PF	A	TO	B	S	PT
CIN	20	4-8	.500	0-2	.000	1-2	.500	1-3	2	0	0	0	2	9
CBU	18	4-6	.667	0-1	.000	2-4	.500	1-6	0	0	2	0	0	10
VANDY	17	0-6	.000	0-4	.000	0-0	.000	0-5	2	0	2	0	2	0
TRE	9	0-3	.000	0-2	.000	2-2	1.000	3-5	2	0	2	2	0	2
MISS	7	3-6	.500	1-1	1.000	0-0	.000	2-2	1	0	2	0	0	7
NKU	10	0-1	.000	0-0	.000	0-0	.000	0-2	1	0	0	0	0	0
LIP	10	2-3	.667	0-0	.000	1-4	.250	1-2	1	0	1	0	0	5
WIU	10	3-5	.600	1-1	1.000	0-0	.000	1-4	0	0	2	0	0	7
ILL ST.	16	1-4	.250	0-2	.000	0-0	.000	0-2	4	0	0	0	0	2
AAMU	18	2-3	.667	0-0	.000	0-0	.000	2-5	4	0	2	0	0	4
EVAN	1	0-0	.000	0-0	.000	0-0	.000	0-0	1	0	0	0	0	0
EKU	DNP													
MORE	DNP													
SEMO	DNP													
UTM														
SIUE														
EIU														
TSU														
BEL														
TTU														
JSU														
SIUE														
SIU														
MORE														
MUR														
SEMO														
UTM														
EKU														
MUR														

#### CAREER BESTS

**PTS:** 12, vs. UAPB (11/29/17)  
**REB:** 10, vs. Evansville (12/2/17)  
**AST:** 1, at Alabama A&M (11/21/17)  
**STL:** 1, vs. Butler (11/11/17), 1 vs. (12/2/17)  
**BLK:** 4, vs. Evansville (12/2/17)  
**FGM:** 4, vs. Trevecca (11/19/17) vs. UAPB (11/29/17) | **FGA:** 10, at Jacksonville State (1/13/18)  
**3GM:** | **3GA:** 4, at Vanderbilt (11/12/18)  
**FTM:** 4, vs. UAPB (11/29/17) | **FTA:** 4, vs. UAPB (11/29/17)

#### MISCELLANEOUS CAREER STATISTICS

**Season Streak | Games Played:** 11 | **Starts:** 1  
**Times Led Team In | Scoring:** 1 | **Rebounding:** 0  
**Games With | 20+ Points:** 0 | **7+ Rebounds:** 2 | **3+ Assists:** 0 | **3+ Blocks:** 0  
**3+ Steals:** 0  
**Double-Doubles:** 0



## KASEY KIDWELL

5-7 | Freshman | Guard  
Asheville, N.C. | Carolina Day School



### CAREER RECAP

#### Carolina Day School

- Prepped as a point guard under coach Joe Carrington
- Was named All-Conference and All-State
- Scored over 1000 points in her career

#### Personal

- Daughter of Nancy Kidwell
- Born on August 19

### 2018-19 GAME-BY-GAME STATISTICS

OPP.	MIN	FG	PCT	3G	PCT	FT	PCT	O-RB	PF	A	TO	B	S	PT
CIN	17	1-5	.200	0-3	.000	0-0	.000	0-1	2	1	3	0	0	2
CBU	19	2-3	.667	1-1	1.000	2-3	.667	0-2	4	2	5	0	1	7
VANDY	20	3-8	.375	2-5	.400	2-2	1.000	1-3	4	4	1	0	0	10
TRE	17	2-3	.667	0-1	.000	2-2	1.000	0-1	0	3	1	0	0	6
MISS	16	1-7	.143	1-4	.250	0-0	.000	0-2	2	2	5	0	1	3
NKU	6	0-0	.000	0-0	.000	0-0	.000	0-0	2	0	2	0	3	0
LIP	DNP													
WIU	20	2-7	.286	2-6	.333	0-0	.000	1-1	1	1	4	0	0	6
ILL ST.	16	0-5	.000	0-3	.000	0-0	.000	0-0	4	2	1	0	2	0
AAMU	13	1-4	.250	0-2	.000	3-4	.750	0-0	0	4	1	0	0	5
EVAN	11	0-5	.000	0-4	.000	0-0	.000	0-0	0	2	0	0	0	0
EKU	11	0-6	.000	0-2	.000	0-0	.000	0-0	0	1	0	0	1	0
MORE	7	0-2	.000	0-0	.000	1-2	.500	1-1	0	0	0	0	1	1
SEMO	6	1-1	1.000	0-0	.000	1-2	.500	0-2	0	0	1	0	0	3
UTM														
SIUE														
EIU														
TSU														
BEL														
TTU														
JSU														
SIUE														
SIU														
MORE														
MUR														
SEMO														
UTM														
EKU														
MUR														

### CAREER BESTS

**PTS:** 10, at Vanderbilt (11/12/18)  
**REB:** 3, at Vanderbilt (11/12/18)  
**AST:** 4, at Vanderbilt (11/12/18)  
**STL:** 3, vs Northern Kentucky (11/26/18)  
**BLK:**  
**FGM:** 3, at Vanderbilt (11/12/18) | **FGA:** 8, at Vanderbilt (11/12/18)  
**3GM:** 2, at Vanderbilt (11/12/18) | **3GA:** 5, at Vanderbilt (11/12/18)  
**FTM:** 3, vs. Alabama A&M (12/9/18) | **FTA:** 4, vs. Alabama A&M (12/9/18)

### MISCELLANEOUS CAREER STATISTICS

**Season Streak | Games Played:** 13 | **Starts:** 0  
**Times Led Team In | Scoring:** 0 | **Rebounding:** 0  
**Games With | 20+ Points:** 0 | **7+ Rebounds:** 0 | **3+ Assists:** 3 | **3+ Blocks:** 0 | **3+ Steals:** 1  
**Double-Doubles:** 0

## MAGGIE KNOWLES

6-0 | Freshman | Guard/Forward  
Murfreesboro, Tenn. | Oakland HS



### CAREER RECAP

#### Oakland HS

- Prepped under coach Jennifer Grandstaff
- Also played AAU ball under coach Clifford Coleman

#### Personal

- Daughter of Larry and Melissa Knowles
- Has two siblings, Keri and Parker
- Born on March 22

### 2018-19 GAME-BY-GAME STATISTICS

OPP.	MIN	FG	PCT	3G	PCT	FT	PCT	O-RB	PF	A	TO	B	S	PT
CIN	24	1-6	.167	0-4	.000	0-0	.000	0-1	1	1	2	0	0	2
CBU	DNP													
VANDY	22	4-6	.667	3-5	.600	0-0	.000	1-2	3	0	0	0	0	11
TRE	28	1-6	.167	1-5	.200	2-2	1.000	0-4	1	1	1	0	0	5
MISS	20	0-2	.000	0-1	.000	0-0	.000	0-2	2	1	2	1	3	0
NKU	32	2-5	.400	0-2	.000	0-0	.000	2-7	0	2	2	0	1	4
LIP	33	5-8	.625	2-4	.500	0-0	.000	2-2	2	0	5	0	3	12
WIU	31	3-11	.272	3-9	.333	0-0	.000	3-5	3	2	0	0	1	9
ILL ST.	27	3-5	.600	2-4	.500	0-0	.000	1-4	1	0	0	0	0	8
AAMU	10	1-1	1.000	0-0	.000	0-0	.000	0-1	0	0	1	0	1	2
EVAN	32	3-7	.429	1-4	.250	0-0	.000	3-7	2	0	0	0	0	7
EKU	27	2-3	.667	1-2	.500	0-0	.000	1-6	1	0	1	0	3	5
MORE	29	5-7	.714	1-1	1.000	3-5	.600	3-7	3	0	0	0	2	14
SEMO	26	1-4	.250	0-1	.000	0-0	.000	1-2	1	1	2	0	0	2
UTM														
SIUE														
EIU														
TSU														
BEL														
TTU														
JSU														
SIUE														
SIU														
MORE														
MUR														
SEMO														
UTM														
EKU														
MUR														

### CAREER BESTS

**PTS:** 14, vs. Morehead State (1/5/19)  
**REB:** 7, vs. Northern Kentucky (11/26/18), at Evansville (12/18/18), vs. Morehead State (1/5/19)  
**AST:** 2, vs. Northern Kentucky (11/26/18)  
**STL:** 3, vs. Mississippi Valley (11/19/18)  
**BLK:**  
**FGM:** 5, vs. Lipscomb (11/29/18), vs. Morehead State (1/5/19) | **FGA:** 11, at Western Illinois (12/2/18)  
**3GM:** 3, at Vanderbilt (11/12/18) | **3GA:** 9, at Western Illinois (12/2/18)  
**FTM:** 3, vs. Morehead State (1/5/19) | **FTA:** 5, vs. Morehead State (1/5/19)

### MISCELLANEOUS CAREER STATISTICS

**Season Streak | Games Played:** 13 | **Starts:** 10  
**Times Led Team In | Scoring:** 1 | **Rebounding:** 1  
**Games With | 20+ Points:** 0 | **7+ Rebounds:** 3 | **3+ Assists:** 0 | **3+ Blocks:** 0 | **3+ Steals:** 3  
**Double-Doubles:** 0



# PLAYER STATS

## MYAH LEFLORE

5-10 | Sophomore | Forward  
Memphis, Tenn. | St. Benedict at Auburndale



### CAREER HIGHLIGHTS

- Scored a career high 15 points against Evansville (12/18/18).
- Went 6-8 from the free-throw line against Christian Brothers (11/9/18).

### 2018-19 GAME-BY-GAME STATISTICS

OPP.	MIN	FG	PCT	3G	PCT	FT	PCT	O-RB	PF	A	TO	B	S	PT
CIN	8	1-1	1.000	1-1	1.000	0-0	.000	0-0	0	1	1	0	0	3
CBU	20	3-5	.600	1-2	.500	6-8	.750	0-2	3	1	2	0	0	13
VANDY	14	2-2	1.000	0-0	.000	0-0	.000	1-2	2	1	0	0	0	4
TRE	15	3-5	.600	2-3	.667	0-0	.000	1-1	1	0	1	0	0	8
MISS	17	2-4	.500	0-1	.000	2-2	1.000	4-4	4	0	1	0	1	6
NKU	11	1-3	.333	1-2	.500	4-4	1.000	1-1	1	1	3	0	0	7
LIP	15	0-3	.000	0-2	.000	0-0	.000	0-1	1	1	0	0	0	0
WIU	4	1-2	.500	0-0	.000	0-0	.000	1-2	1	0	0	0	0	2
ILL ST.	15	2-4	.500	2-4	.500	0-0	.000	0-2	0	0	0	0	0	6
AAMU	12	0-2	.000	0-1	.000	1-2	.500	0-0	0	0	1	0	0	1
EVAN	25	7-11	.636	1-2	.500	0-0	.000	0-3	2	0	1	1	0	15
EKU	21	2-6	.333	0-1	.000	3-7	.429	2-3	0	1	0	0	0	7
MORE	12	1-4	.250	0-2	.000	1-2	.500	0-1	4	0	2	0	0	3
SEMO	18	4-6	.667	1-1	1.000	4-6	.667	2-3	0	0	1	0	0	13
UTM														
SIUE														
EIU														
TSU														
BEL														
TTU														
JSU														
SIUE														
SIU														
MORE														
MUR														
SEMO														
UTM														
EKU														
MUR														

### CAREER BESTS

**PTS:** 15, at Evansville (12/18/18)  
**REB:** 4, vs. Mississippi Valley (11/19/18)  
**AST:** 1, vs. UAPB (11/29/17)  
**STL:** 1, vs. SIUE (12/28/17)  
**BLK:**  
**FGM:** 7, at Evansville (12/18/18) | **FGA:** 11, at Evansville (12/18/18)  
**3GM:** 1, at Cincinnati (11/6/18) | **3GA:** 2, vs. Christian Brothers (11/9/18)  
**FTM:** 6, vs. Christian Brothers (11/9/18) | **FTA:** 8, vs. Christian Brothers (11/9/18)

### MISCELLANEOUS CAREER STATISTICS

**Season Streak | Games Played:** 14 | **Starts:** 0  
**Times Led Team In | Scoring:** 2 | **Rebounding:** 0  
**Games With | 20+ Points:** 0 | **7+ Rebounds:** 0 | **3+ Assists:** 0 | **3+ Blocks:** 0 | **3+ Steals:** 0  
**Double-Doubles:** 0



**AUSTIN PEAY WOMEN'S BASKETBALL**  
 Austin Peay Combined Team Statistics (as of Jan 10, 2019)  
**All games**

RECORD:	OVERALL	HOME	AWAY	NEUTRAL
ALL GAMES	7-7	7-1	0-6	0-0
CONFERENCE	2-1	2-0	0-1	0-0
NON-CONFERENCE	5-6	5-1	0-5	0-0

#	Player	gp-gs	min	avg	Total		3-Point		F-Throw		Rebounds				pf	dq	a	to	blk	stl	pts	avg
					fg-fga	fg%	3fg-fga	3fg%	ft-fita	ft%	off	def	tot	avg								
22	GREGORY, Keisha	14-14	383	27.4	56-132	.424	21-54	.389	49-53	.925	27	41	68	4.9	26	1	32	19	2	15	182	13.0
04	GONZALEZ-VARNER,	13-12	335	25.8	65-129	.504	3-7	.429	31-51	.608	52	54	106	8.2	42	2	17	30	6	21	164	12.6
32	FERBY, Brianah	14-13	378	27.0	43-138	.312	24-80	.300	15-23	.652	8	18	26	1.9	31	0	27	19	2	12	125	8.9
33	FERBY, Brandi	14-14	369	26.4	30-82	.366	22-57	.386	20-27	.741	6	20	26	1.9	29	0	37	21	0	19	102	7.3
02	CRAWFORD, Nieja	14-6	322	23.0	33-91	.363	6-22	.273	19-33	.576	35	54	89	6.4	43	3	22	30	2	13	91	6.5
05	LEFLORE, Myah	14-0	207	14.8	29-58	.500	9-22	.409	21-31	.677	12	13	25	1.8	24	0	6	12	1	2	88	6.3
23	KNOWLES, Maggie	13-10	341	26.2	31-71	.437	14-42	.333	5-7	.714	16	32	48	3.7	20	0	8	16	1	14	81	6.2
25	CAMPBELL, Michaela	4-0	40	10.0	7-20	.350	3-9	.333	3-4	.750	1	7	8	2.0	12	1	0	7	0	4	20	5.0
30	GREGORY, Gabby	14-0	104	7.4	20-47	.426	12-29	.414	8-10	.800	6	9	15	1.1	13	0	2	17	0	4	60	4.3
24	KENOL, Kelen	11-1	140	12.7	19-45	.422	2-13	.154	6-12	.500	11	25	36	3.3	17	0	0	13	2	4	46	4.2
15	KIDWELL, Kasey	13-0	180	13.8	13-56	.232	6-31	.194	11-15	.733	3	10	13	1.0	22	0	22	24	0	9	43	3.3
Team												32	18	50				4				
Total.....		14	2799		346-869	.398	122-366	.333	188-266	.707	209	301	510	36.4	279	7	173	212	16	117	1002	71.6
Opponents.....		14	2796		352-742	.474	79-242	.326	187-249	.751	118	355	473	33.8	255	7	186	252	34	98	970	69.3

TEAM STATISTICS	APSU	OPP	Date	Opponent	Score	Att.
SCORING	1002	970	11/06/18	at Cincinnati	L 48-69	873
Points per game	71.6	69.3	11/9/18	CHRISTIAN BROTHERS	w 100-62	515
Scoring margin	+2.3	-	11/12/18	at VANDY	L 70-99	1820
FIELD GOALS-ATT	346-869	352-742	11/14/18	TREVECCA	w 90-78	305
Field goal pct	.398	.474	11/19/18	MISSISSIPPI VALLEY	L 89-95	306
3 POINT FG-ATT	122-366	79-242	11/26/18	NORTHERN KENTUCKY	w 52-48	212
3-point FG pct	.333	.326	11/29/18	LIPSCOMB	w 70-58	344
3-pt FG made per game	8.7	5.6	12/2/18	at Western Illinois	L 72-77	436
FREE THROWS-ATT	188-266	187-249	12-4-18	at Illinois State	L 49-61	547
Free throw pct	.707	.751	12/9/18	ALABAMA A&M	w 75-58	263
F-Throws made per game	13.4	13.4	12/18/18	at Evansville	L 52-56	211
REBOUNDS	510	473	* 1/3/19	EASTERN KENTUCKY	w 100-65	483
Rebounds per game	36.4	33.8	* 1/5/19	MOREHEAD STATE	w 81-80	347
Rebounding margin	+2.6	-	* 01/10/19	at Southeast Missouri	L 54-64	645
ASSISTS	173	186	* = Conference game			
Assists per game	12.4	13.3				
TURNOVERS	212	252				
Turnovers per game	15.1	18.0				
Turnover margin	+2.9	-				
Assist/turnover ratio	0.8	0.7				
STEALS	117	98				
Steals per game	8.4	7.0				
BLOCKS	16	34				
Blocks per game	1.1	2.4				
ATTENDANCE	2775	4532				
Home games-Avg/Game	8-347	6-755				
Neutral site-Avg/Game	-	0-0				

Score by Periods	1st	2nd	3rd	4th	Totals
Austin Peay	284	227	255	236	1002
Opponents	234	251	248	237	970