



AUSTIN PEAY

GOVERNORS FOOTBALL | TWO PRESEASON FCS ALL-AMERICANS | 2017 SGT. YORK TROPHY CHAMPION

GAME 4 | SEPT. 22, 2018 | 2 PM
AT UT MARTIN
HARDY M. GRAHAM STADIUM
MARTIN, TENNESSEE



SETTING THE MARKERS



No. 21 AUSTIN PEAY GOVERNORS

2018 RECORD
2-1 ■ 0-0 OVC

LAST GAME

Sept. 15, 2018 at Morehead State
W, 78-40

HEAD COACH

Will Healy
Richmond (2008)
10-16 ■ 3rd season at APSU
10-16 ■ 3 career seasons



UT MARTIN SKYHAWKS

2018 RECORD
0-3 ■ 0-0 PFL

LAST GAME

Sept. 15, 2018 vs. Chattanooga
L, 34-24

HEAD COACH

Jason Simpson
Southern Miss (1995)
78-62 ■ 13th season at UT Martin
78-62 ■ 13 career seasons

BROADCAST INFORMATION

TV • ESPN+

Tom Britt (Play-by-Play)
Chris Brinkley (Analyst)
John Abe (Sideline)

RADIO • Governors Sports Network

Brian Rives (Play-by-Play)
Van Stokes (Analyst)

LIVE STATS • LetsGoPeay.com

INSIDE THE UT MARTIN SERIES

The Series: UTM leads 38-26-2

Series Streak: APSU W1

Last Meeting: APSU won 7-0, Sept. 23, 2017, in Clarksville

2018 SCHEDULE

Date	Opponent	Time (CT)/Result	TV
Sept. 1	at Georgia	L, 45-0	ESPN
Sept. 8	Presbyterian	W, 24-0	ESPN+
Sept. 15	at Morehead State	W, 78-40	ESPN+
Sept. 22	at UT Martin*	2 p.m.	ESPN+
Sept. 29	at Jacksonville State*	3 p.m.	ESPN3
Oct. 6	Tennessee State*	6 p.m.	ESPN3
Oct. 13	at Southeast Missouri*	1 p.m.	ESPN+
Oct. 27	Tennessee Tech* (HC)	4 p.m.	ESPN+
Nov. 3	Eastern Kentucky*	4 p.m.	ESPN+
Nov. 10	at Eastern Illinois*	1 p.m.	ESPN+
Nov. 17	Murray State*	4 p.m.	ESPN+

*Denotes Ohio Valley Conference Matchup

#ForTheLoveOfLandrey

Landrey, the middle child of Austin Peay offensive line coach and run game coordinator Joshua Eargle and Gov sports reporter Kristen Eargle, suffers from an incredibly rare gene mutation. A GoFundMe account was set up to help with Landrey's medical needs, and college football fans responded with kindness. *To read more of Landrey's amazing story, turn to page 11.*



AT THE KICKOFF

KICKING OFF CONFERENCE PLAY

Austin Peay begins Ohio Valley Conference play when it travels to UT Martin, Saturday. The media and the coaches selected Austin Peay to finish second in their respective preseason OVC polls. The Governors have won five straight OVC games dating back to 2017, which is tied for 13th in the FCS for longest current conference win streak. It is the Gobs' longest conference win streak since 1980.

SAVING SGT. YORK

Saturday's contest is the first in Austin Peay's quest to repeat as the Sgt. York Trophy winner. In 2017, APSU swept its in-state conference rivals – UT Martin, Tennessee State and Tennessee Tech – to win its first Sgt. York Trophy since the award's inception in 2007.

START THE FIREWORKS

The Governors' offense exploded against Morehead State, **setting program records in points (78), touchdowns (11) and total offense (758 yards)**. The 78 points is the most an OVC member has scored against a Division I opponent.

GROUND AND POUND

The Governors rushed for 518 yards against Morehead State, the third-highest total in program history. **Kentel Williams** led the way with 181 yards on just eight carries, while **Jeremiah Oatsvall** rushed for 117 yards on only five carries. They became the first pair of Gov teammates to rush for more than 100 yards in the same game since 2013.

WELCOME BACK

In his first game of 2018, **Kentel Williams** set a career-high with four total touchdowns at Morehead State. He rushed for scores of 44, 2 and 72 yards, and he caught a 9-yard pass for a touchdown. He totaled 270 all-purpose yards (181 rushing, 9 receiving, 80 kickoff return).

SWISS ARMY KNIFE

Wide receiver **DeAngelo Wilson**'s 30-yard touchdown reception in the first quarter against Morehead State was his first career touchdown. He followed that up with a 59-yard score later in the half. He returned three punts for 74 yards with a long of 40, the first return of at least 40 yards for APSU since 2011. He's second on the team with eight catches for 136 yards this season, and he has five carries for 27 yards.

BY THE NUMBERS

3.5

Preseason All-American **Jaison Williams** lived in the Morehead State backfield and recorded a career high 3.5 tackles for loss – including a sack – that set the Eagles back 17 yards. He leads the Gobs with 4.5 TFL in 2018.

4

With 11 total tackles, including eight solo stops and one tackle for loss, senior safety **Malik Davis** recorded the fourth double-digit tackle game of his career. He is second on the team with 21 total tackles.

8

Eight different Gobs recorded a tackle for loss against Morehead State, including three sacks for 16 yards lost. The 11 tackles for loss set the Eagles back 45 yards.

30

Seven of the Governors' program-record 11 touchdowns went for 30 yards or more. **Kentel Williams**' 72-yard scamper in the 4th quarter was the longest of the night.














GOVS OFFENSIVE TWO-DEEP

QB		#3 JAVAUGHN CRAIG 6-2, 205, JR, CHATTANOOGA, TENN. -or- Showcased dual threat capabilities vs Presbyterian (9/9/18) Threw for 127 yards and ran for 108 and a TD vs. Blue Hose First Gov since 2006 to rush for 4 TDs in a game (9/16/17) Started first seven games in 2017	Year 2018 CAR	GP 3 19	Cmp-Att 23-37 103-185	Yds 282 1163	TD/Int 2/0 11/5
		#6 JEREMIAH OATSVALL 6-1, 200, SO, BRENTWOOD, TENN. Threw for two scores and ran for 117 yards at MOR (9/15) Selected 2017 OVC Freshman of the Year Media's 2018 OVC Preseason Offensive Player of the Year	Year 2018 CAR	GP 3 15	Cmp-Att 12-18 92-159	Yds 89 1237	TD/Int 0/0 7/4
TB		#21 AHMAAD TANNER 6-0, 200, SO, DALTON, GA. Toted the ball 17 times for 98 yards vs. PC (9/9/18) Named to the 2017 OVC All-Newcomer Team Career high 105 yards at TTU (11/4/17) Scored two TDs in season finale vs. EIU (11/18/17)	Year 2018 CAR	GP 3 14	Car-Yds 25-132 161-830	YPC 5.3 5.2	TD 0 8
		#5 KENTEL WILLIAMS 6-0, 190, JR, KNOXVILLE, TENN. In first action of 2018, rushed 8 times for 181 yds at MOR (9/15) 6.54 yards per rush in 2017, third-best at APSU Ran for 203 yards in win against MOR (9/16/17)	Year 2018 CAR	GP 1 23	Car-Yds 8-181 212-1396	YPC 22.6 6.6	TD 3 11
WR		#10 GOREL SOUMARE 6-3, 210, R-SO, DANDRIDGE, TENN. Second-leading returning receiver Appeared in all 12 games and started five in 2017 Career-best four receptions against TSU (10/14/17) Redshirted in 2016	Year 2018 CAR	GP 3 15	Rec-Yds 2-12 15-189	YPC 6.0 12.6	TD 0 0
		#7 KADEEM GOULBOURNE 6-4, 211, JR, WESTON, FLA. Started six games in 2017 Caught two passes for 29 yards at Miami U. (9/9/17) Season-high three catches vs. UTM (9/30/17)	Year 2018 CAR	GP 3 15	Rec-Yds 0-0 8-79	YPC 0.0 9.9	TD 0 0
WR		#11 DEANGELO WILSON 5-10, 160, SO., BOWLING GREEN, KY. Two catches, two TD and 89 yds at MOR (9/15) Leading receiver at UGA with 4 catches (9/1) Played in 10 games in 2017 Caught one pass for 11 yards at MSU (9/23/17)	Year 2018 CAR	GP 3 13	Rec-Yds 8-136 9-147	YPC 17.0 16.3	TD 2 2
		#8 JOSH ALEXANDER 5-9, 184, JR, NORCROSS, GA. Kicked off sophomore campaign with rushing TD at UC (8/31/17) Lined up in the backfield and slot as a freshman Two catches for career-best 29 yards at UTM (10/8/16)	Year 2018 CAR	GP 3 24	Rec-Yds 2-10 18-117	YPC 5.0 6.5	TD 0 0
TE		#18 TREY PRUITT 6-5, 211, SO, MT. JULIET, TENN. Caught first career TD at UCF (10/28/17) Made his first career start against SEMO (10/21/17) Started four games as a freshman	Year 2018 CAR	GP 3 15	Rec-Yds 0-0 4-14	YPC 0.0 3.5	TD 0 1
		#9 ELIJAH BROWN 6-3, 246, SO, MORRISTOWN, TENN. One of three Govs with 2+ catches at MOR (9/15) Made season's first catch against PC (9/9) Started two of the final three games of 2017	Year 2018 CAR	GP 3 14	Rec-Yds 3-5 7-36	YPC 1.7 5.1	TD 0 0
WR		#1 DJ MONTGOMERY 6-2, 205, SR, DURANT, MISS. Two catches for 95 yards and a score at MOR (9/15) Broke out with career-high 10 catches, 114 yds vs. PC (9/9) Leading returning receiver in 2018 Finished second in catches (19) and yards (228) in 2017	Year 2018 CAR	GP 3 15	Rec-Yds 14-224 33-452	YPC 16.0 13.7	TD 1 4
		#15 TERRIUS CALLAHAN 5-10, 185, R-SO, CARTERSVILLE, GA. Scored first collegiate TD on rush against UTM (9/30/17) Pulled in his first grab as a Gov against MSU (9/23/17) Made APSU debut at UC (8/31/17)	Year 2018 CAR	GP 11 1	Rec-Yds 0-0 1-17	YPC 0.0 17.0	TD 0 0
FB		#22 PRINCE MOMODU 6-0, 204, JR, BRENTWOOD, TENN. Broke off career-long 66-yard TD run at MOR (9/15/18) Career-high 10 carries and a TD run vs. PC (9/9/18) Appeared in 10 games and started at TSU (10/14/17) Rushed for season-high 68 yards and a TD vs. MOR (9/16/17)	Year 2018 CAR	GP 3 23	Car-Yds 16-104 48-273	YPC 6.5 5.7	TD 2 4
		#82 CALEB FLORENCE 6-3, 243, SO, OPELIKA, ALA. Appeared in all 12 games as a true freshman in 2017	Year 2018 CAR	GP 2 14	Car-Yds 0-0 0-0	YPC 0.0 0.0	TD 0 0
LT		#77 KYLE ANDERTON 6-4, 302, JR, GALLATIN, TENN. 2018 Preseason All-OVC selection Named second-team All-OVC in 2017 Named to OVC All-Newcomer team as Vandy transfer					
		#79 TRISTEN PIERCE 6-4, 297, R-SO, RONGGOLD, GA. Redshirted in 2016					
RT		#73 CHARLES MOSLEY 6-6, 326, R-SR, MEMPHIS, TENN. Started seven times at RG in 2017 Transfer from Tennessee Switched to DL at UT to help depth					
		#54 SETH JOHNSON 6-5, 317, R-FR, OLIVE BRANCH, MISS. Redshirted in 2017					
LG		#75 RYAN ROCKENSUESS 6-5, 318, SR, TROY, MICH. Four-year starter at guard 2018 Preseason All-OVC selection Named second-team All-OVC in 2017					
		#66 BRYAN MCCANN 6-5, 315, JR, YORBA LINDA, CALIF. Transfer from Golden West College					
RG		#55 ETHAN SELF 6-2, 290, SR, MELBOURNE, FLA. Has 27 career starts in four seasons Started five games at RG in 2017					
		#67 JUSTIN SATTERFIELD 6-7, 317, R-FR, MOUNT JULIET, TENN. Redshirted in 2017					
C		#68 BYRON GLASS 6-2, 293, SR, ACWORTH, GA. Starter in 24-straight contests Four-year starter at center Started all 12 games in 2017					
		#72 HUNTER SCHMEISSER 6-4, 309, R-JR, BRENTWOOD, TENN. Played in 10 games in 2017 Appeared in eight games in 2016					

GOVS DEFENSIVE TWO-DEEP



DE		#2 JAISON WILLIAMS 6-1, 225, JR, TRUSSVILLE, ALA.	Seven total tackles, inc. 3.5 TFL and a sack at MOR (9/15) Unanimous Preseason All-American Buck Buchanan Award Watch List Member Tied program record with 4 forced fumbles	Year 2018 CAR	GP 3 25	U/A 7/4 40/58	TFL 4.5 23.5	S/H 1/1 14/21
		#91 MATTHEW GAYLE 6-5, 237, R-SO, KNOXVILLE, TENN.	Career-high 5 tackles (1 solo) vs. PC (9/9/18) Recorded three starts in 2017 Had six tackles and 1.0 sack against Miami U. (9/9/17)	Year 2018 CAR	GP 3 13	U/A 6/6 13/25	TFL 0.5 3.0	S/H 0/0 1.0/2
DT		#55 AUSTIN MALOATA 6-2, 283, R-SR, CORONA, CALIF.	Recorded 3 tackles and a FF in home debut vs. PC (9/9) Sat out 2017 due to NCAA transfer policy Played in 32 career games at Oregon Recorded a career-high eight tackles vs. Nebraska in 2016	Year 2018 CAR	GP 3 3	U/A 3/5 3/5	TFL 1.0 1.0	S/H 0/0 0/0
		#52 MASON HARWELL 6-2, 289, R-FR., MEMPHIS, TENN.	Saw first career action as a Gov against Presbyterian (9/9) Redshirted in 2017 All-state player at Harding (Tenn.) Academy	Year 2018 CAR	GP 1 1	U/A 0/0 0/0	TFL 0.0 0.0	S/H 0/0 0/0
NG		#50 COREY BROWN SR. 6-0, 302, R-SR, COLUMBUS, MISS.	Recorded first career sack at MOR (9/15/18) Started in all 12 games in 2017 Had five tackles, one for 2-yard loss vs. MOR (9/16/17) Helped NW Miss. to its first conference title since 1999	Year 2018 CAR	GP 3 15	U/A 1/4 12/26	TFL 1.0 5.0	S/H 1/0 1/3
		#96 MARQUISE GRIFFIN 6-3, 320, JR, CARTHAGE, MISS	Recorded first career tackles at MOR (9/15) Helped lead EMCC to NJCAA National Championship in 2017 Featured on Netflix's docuseries Last Chance U	Year 2018 CAR	GP 3 3	U/A 0/2 0/2	TFL 0.0 0.0	S/H 0/0 0/0
DE		#88 NATE HOWARD 6-4, 240, SR, ST. LOUIS, MO.	Season-best 1.5 TFL and a pair of hurries at MOR (9/15/18) Edge rusher secured three tackles against UGA (9/1/18) Notched 2.0 sacks in season finale against EIU (11/18/17) Recorded eight tackles against Morehead St. in debut (9/16/17)	Year 2018 CAR	GP 3 13	U/A 5/4 21/18	TFL 1.5 10.0	S/H 0/2 4.0/8
		#98 LLOYD TUBMAN 6-6, 255, SR, LOUISVILLE, KY.	Four tackles and a QB hurry at MOR (9/15/18) Recovered a fumble to stop a UGA drive near redzone (9/1) Recorded a sack against TTU (11/4/17)	Year 2018 CAR	GP 3 20	U/A 1/8 22/23	TFL 1.0 6.5	S/H 0/1 3.5/7
WL		#5 PAT WALKER 6-1, 229, SR, MATTESON, ILL.	Second straight week with six tackles at MOR (9/15) Career-high 6 stops (1 solo) against Presbyterian (9/9) Recorded first career start at UGA and had 4 tackles (9/1) Played two seasons at East Central CC	Year 2018 CAR	GP 3 6	U/A 6/10 6/10	TFL 0.0 0.0	FF/FR 0/0 0/0
		#32 TYLER REID 5-11, 199, JR, OOLTEWAH, TENN.	Picked up season's first tackle at MOR (9/15/18) Appeared in all 12 games in 2017 Recorded three unassisted tackles at UCF (10/28/17)	Year 2018 CAR	GP 2 18	U/A 1/0 12/6	TFL 0.0 0.0	FF/FR 0/0 0/0
ML		#36 GUNNAR SCHOLATO 6-3, 238, R-SR, HENDERSONVILLE, TENN.	Named Preseason All-America by STATS, Phil Steele, HERO Sports Team-high 10 tackles (0.5 TFL) in home opener vs. PC (9/9) First-team All-OVC in 2017 Needs 22 tackles for 300 total in his APSU career.	Year 2018 CAR	GP 3 38	U/A 7/16 108/170	TFL 2.0 22.0	FF/FR 0/0 0/3
		#4 CHRIS HOPKINS 6-1, 205, JR, BRENTWOOD, TENN.	Made 3 tackles in home opener against PC (9/9/18) Injury cost him much of 2017, but did make 3 appearances Career-high 10 tackles, 2 PBU at ECU (11/12/16)	Year 2018 CAR	GP 3 15	U/A 2/4 18/30	TFL 0.0 1.0	FF/FR 0/0 1/1
CB		#6 ERSKINE FRANCIS 6-0, 175, JR, NEW ORLEANS, LA.	Transferred from Fort Scott CC Recorded 35 total tackles, two INT, two FR, six PBU in 2015 Had 16 total tackles, an interception and three PBU in 2016	Year 2018 CAR	GP 3 3	U/A 1/2 1/2	TFL INT/PB 0.0 0.0	0/0 0/0
		#17 RASHON DAVIS 6-0, 175, R-SO, ST. LOUIS, MO.	Picked off a pass at the goalline to keep PC off the board (9/9) Broke up a pass on 3rd down to force a UGA field goal (9/1) Also had 3 unassisted tackles at UGA	Year 2018 CAR	GP 3 3	U/A 6/0 6/0	TFL INT/PB 0.0 0.0	1/1 1/1
NB		#13 KORDELL JACKSON 5-11, 163, SO, BIRMINGHAM, ALA.	Recorded season's first INT and 2 PBU at MOR (9/15) Started at NB in home opener vs. Presbyterian (9/9) Broke up a pass at UGA (9/1) Led the Govs with seven PBU in 2017	Year 2018 CAR	GP 3 15	U/A 8/0 41/9	TFL INT/PB 0.0 6.0	1/3 2/10
		#14 DEMETRIUS MARKET 5-8, 168, JR, BATESVILLE, MISS	Made 3 tackles (1.0 TFL) in home opener against PC (9/9) Started in first game at APSU against UGA (9/1) Played in 12 games as a freshman at Southern Miss	Year 2018 CAR	GP 3 3	U/A 5/2 5/2	TFL INT/PB 2.0 2.0	0/0 0/0
SS		#1 MALIK DAVIS 6-2, 187, SR, CHATTANOOGA, TENN.	Made 11 tackles and broke up a pass at MOR (9/15/18) Had double-digit tackles in three games last season Broke up two passes at Tennessee State (10/14/17) Needs 2 total tackles for 100 in his APSU career.	Year 2018 CAR	GP 3 15	U/A 17/4 58/40	TFL INT/PB 2.0 3.5	0/1 0/6
		#26 JUAN TARIUS BRYANT 5-11, 205, SR, NASHVILLE, TENN.	Season-best five tackles at MOR (9/15/18) Recorded 15 total tackles, including 11 solo, at UCF (10/28/17) Needs 20 tackles for 100 in his Austin Peay career	Year 2018 CAR	GP 3 20	U/A 3/7 39/41	TFL INT/PB 1.0 4.5	0/0 1/2
FS		#7 JAMES BOND 6-1, 194, SR., JACKSON, TENN.	Got the start at FS against Presbyterian (9/9/18) Recorded 23 total tackles in 2017 Has season-high 8 tackles vs. UTM (9/30/17)	Year 2018 CAR	GP 3 31	U/A 6/4 65/50	TFL INT/PB 0.0 0.5	0/0 1/4
		#8 ISAIAH NORMAN 6-1, 201, SO, MEMPHIS, TENN.	Broke up two passes--his first career PBU's--at MOR (9/15/18) Totalled 6 stops at UGA (9/1) Recorded three total stops against Morehead in 2017	Year 2018 CAR	GP 2 4	U/A 4/3 5/5	TFL INT/PB 0.0 0.0	0/2 0/2
CB		#9 TRENT TAYLOR 6-1, 176, JR, BRENTWOOD, TENN.	Played in all 12 games in 2017, with 4 starts Had 3-straight games with 4 tackles early in the season 4 tackles and 1 INT against MOR (9/16/17) 4 tackles and 2 PBU at MUR (9/23/17)	Year 2018 CAR	GP 3 26	U/A 0/3 55/29	TFL INT/PB 0.0 0.5	0/0 1/12
		#3 KEAWVIS CUMMINGS 6-1, 165, SR, TUPELO, MISS.	Broke up a pass at MOR (9/15/18) and had two tackles Led the Govs with 3 INT in 2017 Recorded an additional 4 PBU	Year 2018 CAR	GP 3 15	U/A 1/3 15/10	TFL INT/PB 0.0 0.0	0/1 3/5



GOVS SPECIAL TEAMS TWO-DEEP

PK		#37 LOGAN BIRCHFIELD 5-11, 183, R-JR, ELIZABETHTON, TENN	Booted program-record 10 PATs at MOR (9/15/18) Hit season's first FG, a 24-yarder vs. PC (9/9/18) Set the program records for PAT attempts (43) and makes (41) Hit career-long 45-yard FG at Murray State	Year 2018 CAR	GP 3 26	PAT/AT 13/13 64/70	FG/FGA 1/2 9/16	Long 24 45	
		#11 COLE PHILLIPS 6-2, 210, SO, CAIRO, GA.	Nailed a 42-yard FG at ECU (11/11/17) Converted a 37-yard FG on his first attempt at Miami (9/9) Tied Georgia prep record with 20 fields goals made in 2016	Year 2018 CAR	GP 3 5	PAT/AT 0/0 0/0	FG/FGA 0/0 2/2	Long N/A 42	
P		#39 DEVIN STUART 5-10, 160, R-JR, KINGSPORT, TENN.	Averaged 47.0 ypp on two attempts at MOR (9/15) Tied a career high with 8 punts at UGA, avg. 40.0 per punt (9/1) 41.5 yards per punt in 2017 ranked as the in program history Program record in net yardage in a single season (2017)	Year 2018 CAR	GP 3 24	Att-Yds 14-582 93-3726	Avg. 41.6 40.1	I20 2 12	LG 54 66
		#11 COLE PHILLIPS 6-2, 210, SO, CAIRO, GA.	Has yet to attempt a collegiate punt First season handling primary kickoff duties Appeared in two games in 2017, connecting on 2 FG attempts	Year 2018 CAR	GP 3 5	Att-Yds 0-0 0-0	Avg. 0.0 0.0	I20 0 0	LG N/A N/A
KO		#11 COLE PHILLIPS 6-2, 210, SO, CAIRO, GA.	First season handling primary kickoff duties Appeared in two games in 2017, connecting on 2 FG attempts	Year 2018 CAR	GP 3 5	Att-Yds 18-927 18-927	Avg. 51.5 51.5	I20 2 2	LG 2 2
		#37 LOGAN BIRCHFIELD 5-11, 183, R-SO, ELIZABETHTON, TENN.	Handled regular kickoff duties in 2017 Had three kicks (48.0 avg) in the opener at UC (8/31) Kicked off twice as a freshman, averaging 55.5 yards vs. Mercer	Year 2018 CAR	GP 3 26	Att-Yds 0-0 63-3322	Avg. 0.0 52.7	I20 0 4	LG 0 0
LS		#45 MATTHEW ALLEN 6-2, 200, R-FR., REDMOND, ORE.	Redshirted in 2017 at Washington State Was an All-District performer on OL & DL at Redmond HS Three-year letterwinner at Redmond HS	Year 2018 CAR	GP 3 3				
		#46 JARRETT GIACCHINO 6-2, 200, SR., BOURBONNAIS, ILL	Snapped for record-setting performers at kicker and punter Took over all snapping duties as a freshman Criminal Justice major is 2X Dean's List; 4x AD Honor Roll	Year 2018 CAR	GP 2 24				
SS		#46 JARRETT GIACCHINO 6-2, 200, SR., BOURBONNAIS, ILL	Snapped for record-setting performers at kicker and punter Took over all snapping duties as a freshman Criminal Justice major is 2X Dean's List; 4x AD Honor Roll Awarded 2017-18 OVC Academic Medal of Honor	Year 2018 CAR	GP 2 24				
		#45 MATTHEW ALLEN 6-2, 200, R-FR., REDMOND, ORE.	Redshirted in 2017 at Washington State Was an All-District performer on OL & DL at Redmond HS Three-year letterwinner at Redmond HS	Year 2018 CAR	GP 3 3				
KR		#5 KENTEL WILLIAMS 6-0, 190, JR, KNOXVILLE, TENN.	Returned three kicks for 80 yards at MOR 9/15/18 Had a 41-yard return against MOR Had 181 kick return yards as a freshman against ECU Had a 97-yard return TD against ECU	Year 2018 CAR	GP 1 23	Ret-Yds 3-80 19-465	Avg. 26.7 24.5	TD/Lg 0/41 1/97	
		#2 BANIKO HARLEY 6-1, 181, SO., BIRMINGHAM, ALA.	Returned three kicks for 80 yards at MOR 9/15/18 Had a 45-yard return against MOR	Year 2018 CAR	GP 3 8	Ret-Yds 3-80 3-80	Avg. 26.7 26.7	TD/Lg 0/45 0/45	
PR		#11 DEANGELO WILSON 5-10, 160, SO., BOWLING GREEN, KY.	Returned three punts for 74 yards at MOR (9/15/18) Had a long return of 40 yards at MOR First season handling return duties Appeared in 10 games at wide receiver as a freshman	Year 2018 CAR	GP 3 13	Ret-Yds 3-74 3-74	Avg. 24.7 24.7	TD/Lg 0/40 0/40	

PRONUNCIATION GUIDE

Student-Athletes

Tyriq Arties	arr-TEES
JP Batarseh	buh-TAR-see
Juantarius Bryant	whan-TARE-ee-us
Terrius Callahan	TARE-ee-us
Javaughn Craig	juh-VAWN
Keawvis Cummings	kee-AH-viss
Erskine Francis	ur-skin

Student-Athletes

Jarrett Giacchino	juh-KEY-no
Kadeem Goulbourne	GOAL-born
Baniko Harley	buh-NEE-ko
Theron Hodges	TH-aire-un
Brevon Johnson	breh-VON
Austin Maloata	mah-lo-TAH
Prince Momodu	muh-mo-due

Student-Athletes

Jeremiah Oatsvall	OATS-vol
Hunter Schmeisser	Sh-MY-sur
Hunter and Gunnar Scholato	show-LAH-toe
Nic Screnock	SKREE-nock
Gorel Soumare	sue-MARR-ay

Coaches

Joshua Eargle	ur-GULL
---------------	---------



FACING THE SKYHAWKS

LAST TIME OUT

- The Skyhawks traveled to Fortera Stadium a season ago and battled the Governors in a defensive slugfest, with the Gavs prevailing, 7-0. Terrius Callahan's 22-yard rush in the second quarter proved to be all the scoring the Gavs would need. It was the first shutout in the Will Healy Era. The defense held the Skyhawks to just 291 yards of offense and 14 first downs. In the fourth quarter, Austin Peay recovered a UT Martin fumble, and then forced two turnovers on downs in the Skyhawks' final two possessions.

ENDING THE STREAK

- The Governors' victory against the Skyhawks in 2017 ended their nine-game losing streak in the series, which was the longest streak by either team in the series. The Gavs' longest win streak in the series was eight straight from 1938-48.

BATTLE TESTED

- UT Martin has played a tough schedule to open 2018, travelling to FBS foes Missouri and Middle Tennessee in the first two weeks. The Skyhawks lost a close battle, 34-24, to Chattanooga in their home opener last weekend.

TOSS THE ROCK

- Quarterback Dresser Winn has passed for 300 yards in the Skyhawks' past two games. Against Middle Tennessee, he threw for 356 yards and four touchdowns. Last weekend against Chattanooga, he tossed two touchdowns and rushed for another.

2018 STATS COMPARISON

Category	APSU	UTM
Record	2-1	0-3
Conference	0-0	0-0
Scoring Offense	34.0	25.0
Rushing Offense	301.3	117.7
Passing Offense	164.0	280.7
Total Offense	465.3	398.3
Scoring Defense	28.3	48.7
Rushing Defense	173.3	137.0
Passing Defense	160.0	336.3
Total Defense	333.3	473.3
Kick Return Avg.	26.7	17.7
Punt Return Avg.	18.5	3.2
Int. Return Avg.	0.5	N/A
Penalties	69.5	74.0
Penalty Yardage	208	222
Net Punting	37.7	32.4
Avg. Time Of Possession	26:35	30:15
3rd-Down Pct.	32.4%	42%
4th-Down Pct.	25%	50%
Turnover Margin	-1	-3
Fumbles Recovered	1	1
Passes Intercepted	2	0
Sacks	3	4
Field Goals-Attempts	1-2	2-2
Red-Zone Offense	80%	70%
Red Zone Defense	10%	6%

SGT. YORK TROPHY

The Governors won their first Sgt. York Trophy, presented by Delta Dental of Tennessee, in 2017 after sweeping their in-state rivals. The trophy (founded in 2007 by the Nashville Sports Council and OVC) goes to the winner of the quadrangular season football series between the four OVC football-playing schools located in the state of Tennessee (Austin Peay, Tennessee State, Tennessee Tech and UT Martin). The award is only the second traveling trophy that involves more than two teams in college sports; the other is the Commander in Chief's Trophy which has been contested between Air Force, Army and Navy annually since 1972. The award is named in honor of Alvin C. York, the most noted soldier of World War I. As a corporal in the 2nd battalion, 328th Infantry, in the Battle of the Meuse River-Argonne (Oct. 8, 1918), York and seven other soldiers captured 132 prisoners, was promoted to sergeant and received the Distinguished Service Cross, the French Croix de Guerre, the French Legion of Honor, the Croce di Guerra of Italy and the War Medal of Montenegro. Upon his return to the United States in 1919, he was bestowed the Congressional Medal of Honor.

2018 SGT. YORK CONTESTS

Sept. 22 - Austin Peay at UT Martin
 Oct. 6 - Tennessee State at Austin Peay
 Oct. 20 - Tennessee Tech at Tennessee State
 Oct. 27 - Tennessee Tech at Austin Peay
 Nov. 10 - Tennessee Tech at UT Martin
 Nov. 17 - UT Martin at Tennessee State

GOV WHO DESERVES PUB



Corey Brown recorded the first sack of his career against Morehead State when he dropped the Eagles' quarterback for a 7-yard loss to force a punt on the Eagles' first possession of the second half. He finished the day with three total tackles. The senior is in his second season as the Gavs starter at nose tackle and has started every game for the Governors – 15 straight contests – since arriving on campus last year. He's done yeoman's work manning the middle of the defensive line to help free up Jaison Williams and Nate Howard on the edges and Gunnar Scholoto at linebacker to make plays. Brown finished his junior campaign with 33 total tackles, including four for loss.

CATCHING COACH HEALY

Fans and media can hear from head coach Will Healy throughout the week, beginning Tuesday morning. Healy will be on the weekly teleconference with Ohio Valley Conference media members – his slot is 10:35 a.m. and the log-in can be obtained via the OVC and APSU media relations offices.

Each Wednesday at 5 p.m., fans can head to Blackhorse Pub & Brewery in downtown Clarksville or tune into 104.1 FM and 540 AM for Inside Austin Peay. Healy is the regular headliner of 'Inside Austin Peay' – he breaks down the previous week with Governors play-by-play man Brian Rives, looks ahead to the next opponent and is occasionally joined by a member of the coaching staff or a player.

Interviews with Healy, members of the coaching staff and players can be found on APSU's YouTube channel (www.youtube.com/cultureofexcellence) or on APSU's football Twitter account, @AustinPeayFB. Highlight footage can be obtained by contacting Austin Peay's athletic communications office.





OFFENSIVE OUTPUT

AGAINST MOREHEAD STATE (9/15)

- The Governors **set program records for points (78), touchdowns (11) and yards of offense (758)** in a wild offensive showcase.
- Seven of the Governors' 11 touchdowns were **30 yards or longer**.
- **Kentel Williams** set a career high with four total touchdowns. He rushed for three (44, 2, 72 yards) and had one receiving (9 yards). He carried the ball eight times for 181 yards, a whopping 22.6 yards per carry average. He had three kickoff returns for 80 yards to finish the day with 270 all-purpose yards.
- As a team, **the Govs rushed for 518 yards**, the third-highest total in program history. Williams and **Jeremiah Oatsvall** (117 rush yards) became the first pair of Governors to rush for 100 yards in the same game since 2013. Five players rushed for 39 or more yards and five players scored a rushing touchdown.
- **DeAngelo Wilson** scored his first career touchdown on a 30-yard strike from JaVaughn Craig in the first quarter. He caught a 59-yard touchdown from Oatsvall in the second quarter.

AGAINST PRESBYTERIAN (9/8)

- The Governors found momentum in the second quarter after quarterback **Jeremiah Oatsvall** capped a 12-play, 91-yard drive with a 13-yard scramble for a touchdown. Four players rushed for 31 or more yards in the game, highlighted by **JaVaughn Craig's** team-high 108 yards on eight carries. Along with Oatsvall, Craig and **Prince Momodu** each recorded a rushing touchdown.
- Craig recorded the fourth 100-yard rushing game of his career.
- Wide receiver **DJ Montgomery** registered career highs in receptions (10) and receiving yards (114). He also set a career long reception with a 41-yard grab.

AGAINST GEORGIA (9/1)

- Against a staunch defensive unit for Georgia, quarterback **JaVaughn Craig** led a pair of drives into scoring territory that unfortunately ended in a missed field goal and a turnover on downs. Craig's first drive went 11 plays, and he converted first downs on a nine-yard pass to **DeAngelo Wilson** and a 10-yard pass to **DJ Montgomery**, as well as an 11-yard scramble.

SETTING THE STANDARD IN '17

- The Governors offense produced at the highest rate in school history in 2017, **setting program records in total yards (4,646), total touchdowns (45), and yards per play (5.84)**.
- The Govs also **set the school record with 387.2 yards of offense per game**, which ranked first in the Ohio Valley Conference, and their 27.2 points per game ranked second in the OVC.
- The Governors featured the **sixth-ranked rushing attack in the country last season**, averaging 258.8 yards per game on the ground. The team set program records in rushing yards (3,105) and touchdowns (32) for a season.
- As a team against Morehead State, **Austin Peay rushed for a program-record 10 touchdowns, which also broke a 22-year old OVC record**. The 69-13 victory ended a losing streak dating back to 2014.
- The Govs return four of five starters along the offensive line. Three players have 25 or more career starts, including center **Byron Glass'** team-leading 36. Guards **Ryan Rockensuess** (30) and **Ethan Self** (28) rank second and third, respectively, in career starts for the Govs. Vanderbilt transfer **Kyle Anderton** started all 12 games in 2017 at left tackle. **Charles Mosley**, a Tennessee transfer and 2018 right tackle starter, notched seven starts at right guard in 2017.
- The o-line not only paved the way for the sixth-ranked rushing attack, but also helped keep the quarterbacks upright. **The unit allowed only 10 sacks all season**, and the 0.83 sacks allowed per game ranked second in the OVC and ninth nationally.

EXPERIENCE IN THE NFL

- Third-year wide receivers coach **Todd Pinkston** spent part of the summer with the Baltimore Ravens through the Bill Walsh Diversity Coaching Fellowship. He helped coach during the Hall of Fame Game, as the Ravens took on the Bears. It is the third time he participated in the program, having spent training camps with his former NFL team – the Philadelphia Eagles – as well as the Minnesota Vikings.
- First-year running backs coach **Brandon Jackson** also participated in the Bill Walsh Diversity Coaching Fellowship, returning to the team that drafted him – the Green Bay Packers – for the second season in a row. Jackson started at running back for the Packers team that won the Super Bowl in the 2010 season.

KENTEL WILLIAMS



KENTEL ME SOMETHING GOOD

In his first game of 2018, Kentel Williams exploded against Morehead State for 181 rushing yards on just eight carries, for an average of 22.6 yards per carry. He scored touchdowns from 44, 2, and 72 yards out. He also caught a pass for a 9-yard touchdown to secure the first four-touchdown game of his career and the first for a Gov since JaVaughn Craig did it against Morehead in 2017. Williams also returned three kickoffs for 80 yards, including a long of 41. In two career games against Morehead State, Williams has 16 carries for 384 yards for a whopping 24 yards per carry.

2018 TOP OFFENSIVE PERFORMANCES

RUSHING

Player (Opponent)	Att	Yds	TD
Kentel Williams (MOR)	8	181	3
Jeremiah Oatsvall (MOR)	5	117	1
JaVaughn Craig (PC)	8	108	1
Ahmaad Tanner (PC)	17	98	0
Tre Nation (MOR)	12	68	1
Prince Momodu (MOR)	2	68	1
Jeremiah Oatsvall (PC)	8	56	1
JaVaughn Craig (MOR)	7	39	0
Daryl Rollins-Davis (UGA)	3	32	0
Prince Momodu (PC)	10	31	1

PASSING

Player (Opponent)	Cmp-Att-Int	Yds	TD
JaVaughn Craig (PC)	11-18-0	127	0
Jeremiah Oatsvall (MOR)	5-10-1	121	1
JaVaughn Craig (MOR)	6-8-0	119	2
Jeremiah Oatsvall (PC)	5-8-0	64	0
JaVaughn Craig (UGA)	6-11-0	36	0
Jeremiah Oatsvall (UGA)	7-10	25	0

RECEIVING

Player (Opponent)	Rec	Yds	TD
DJ Montgomery (PC)	10	114	0
DJ Montgomery (MOR)	2	95	1
DeAngelo Wilson (MOR)	2	89	2
Ahmaad Tanner	1	40	0
DeAngelo Wilson (UGA)	4	25	0
DeAngelo Wilson (PC)	2	22	0
DJ Montgomery (UGA)	2	15	0
Ahmaad Tanner (MOR)	1	13	0
Tre Nation (MOR)	1	12	0



AGAINST MOREHEAD STATE (9/15)

- **Jaison Williams** set a career high with 3.5 tackles for loss – including a sack – that set the Eagles back 17 yards.
- Sophomore nickelback **Kordell Jackson** secured his first career interception in the fourth quarter.
- Senior defensive tackle **Corey Brown Sr.** notched his first career sack, dropping the quarterback for a 7-yard loss to force a punt on the Eagles' first possession of the second half.
- Safety **Malik Davis** recorded the fourth double-digit tackle game of his career after posting 11 stops (8 solo; 1 TFL)

AGAINST PRESBYTERIAN (9/8)

- The Governors recorded their **second shutout of the Will Healy Era** with a 24-0 decision, after defeating UT Martin 7-0 in 2017. The Gavs held Presbyterian to less than 100 yards rushing (85) and passing (94), and the 179 yards of total offense surrendered was the fewest allowed since giving up 90 to Murray State in Week 4 of 2017.
- Corner **Rashon Davis** helped preserve the shutout with a key interception in the first quarter. After a bad snap on a punt set Presbyterian up at the APSU 19-yard line, Davis intercepted a pass at the goal line on the ensuing play to give the ball back to the Governors.
- **Gunnar Scholato** led the Gavs with 10 total tackles, the 10th double-digit tackle game of his career.

AGAINST GEORGIA (9/1)

- The Austin Peay defense stiffened in the second half against the Bulldogs, allowing only one touchdown in the final two quarters. Defensive end **Shaun Whittinghill** recorded the Gavs' first turnover of the season after recovering a fumble just outside the Gavs' 20-yard line to stop a UGA drive at the end of the 3rd quarter.

CHANGING THE CULTURE IN '17

- The Austin Peay defense improved by leaps and bounds in the second year of the Will Healy Era. Under the direction of co-defensive coordinators Marcus West (now at Minnesota) and Brandon Cooper (now defensive coordinator), **the Governors allowed 22.2 fewer points per game, and surrendered 196.5 fewer yards per game in 2017 from their 2016 totals.**
- Despite having three FBS programs on the schedule in 2017, **the Gavs defense held opponents to just 310.1 yards per game**

defensively. That total ranked fourth in the OVC and 17th nationally, after ranking last in the OVC and 120th in the country in 2016.

- The largest improvement came in **the Gavs' ability to stuff the run, allowing 1,479 rushing yards in 12 games in 2017, just one season after surrendering 2,836 yards on the ground (in 11 games).** The Gavs held five opponents under 100 yards rushing after not accomplishing that feat in 2016. Only one opponent (OVC champion Jacksonville State) rushed for more than 200 yards against Austin Peay in 2017. Only two opponents (Murray State, UT Martin) did not rush for 200+ yards in 2016.
- The Gavs allowed 24.8 points per game, good for fifth in the OVC and 50th nationally after ranking last in the OVC and 122nd nationally in 2016. The Gavs held five opponents to 17 points or fewer.
- The Governors recorded 11 more tackles for loss, 14 more sacks and four more interceptions in 2017 than in 2016.
- The defensive line looks poised to be the strength of the Governors' defense in 2018, led by unanimous **preseason All-American Jaison Williams**. Williams will be bookended by Missouri transfer **Nate Howard**, who finished second for the Gavs with 4.0 sacks last year and third with 8.5 tackles for loss. Oregon transfer **Austin Maloata** will start in the interior of the defensive line, after having to sit last season due to NCAA transfer rules. **Corey Brown** will again man the starting nose guard spot after recording 33 total tackles a year ago.
- Williams finished third in the OVC and tied for 14th in the country with 9.5 sacks on the season. His 9.5 sack total is the third-best in Austin Peay history. He tied the school record with 4 forced fumbles on the year, and tied the single-game school record after forcing two fumbles against Jacksonville State. His 2.5 sacks against UT Martin is the third-highest single-game total at Austin Peay.

JAISON WILLIAMS



EVERYBODY'S ALL-AMERICAN

Jaison Williams reeled in accolades all preseason, and has been living up to the hype. The junior defensive end has 11 total tackles and leads the Gavs with 4.5 tackles for loss, including a sack. He set a career best 3.5 TFL against Morehead State. He was named a preseason second-team All-American by HERO Sports, Athlon and Phil Steele, and was also named to the preseason All-America squads of Lindy's and Street & Smith. Williams is a member of the preseason All-Ohio Valley Conference team and a named on the 25-man watch list for the Buck Buchanan Award for the top defender in the FCS. In 2017, Williams finished third in the OVC with 9.5 sacks and tied a school record with four forced fumbles last season.

2018 TOP DEFENSIVE PERFORMANCES

TOP TACKLERS

Player (Opponent)	UT	Ast	Tot
Malik Davis (MOR)	8	3	11
Gunnar Scholato (PC)	3	7	10
Malik Davis (UGA)	5	2	7
Jaison Williams (MOR)	4	3	7
Gunnar Scholato (UGA)	1	6	7
James Bond (PC)	4	2	6
Isaiah Norman (UGA)	4	2	6
Gunnar Scholato (MOR)	3	3	6
Pat Walker (MOR)	3	3	6
Pat Walker (PC)	1	5	6

TACKLES FOR LOSS

Player (Opponent)	TFL	Yds
Jaison Williams (MOR)	3.5	17
Nate Howard (MOR)	1.5	3
Corey Brown (MOR)	1.0	7
Josephus Smith (PC)	1.0	7
Malik Davis (MOR)	1.0	6
Demetrius Market (MOR)	1.0	6
Demetrius Market (PC)	1.0	5
Kwame Sutton (MOR)	1.0	4
Jaison Williams (PC)	1.0	4
Malik Davis (PC)	1.0	3

QUARTERBACK SACKS

Player (Opponent)	Sacks	Yds
Jaison Williams (MOR)	1.0	8
Corey Brown (MOR)	1.0	7
Gunnar Scholato (MOR)	1.0	1



THE OHIO VALLEY CONFERENCE

2018 STANDINGS

School	CONFERENCE				OVERALL				
	W-L	Pct.	H	A	W-L	Pct.	H	A	N
Tennessee State	0-0	0-0	0-0	0-0	1-0	1.000	1-0	0-0	0-0
Austin Peay	0-0	0-0	0-0	0-0	2-1	0.667	1-0	1-1	0-0
Southeast Missouri	0-0	0-0	0-0	0-0	2-1	0.667	1-0	1-1	0-0
Jacksonville State	0-0	0-0	0-0	0-0	1-1	0.500	1-0	0-0	0-1
Eastern Kentucky	0-0	0-0	0-0	0-0	1-2	0.333	1-0	0-2	0-0
Eastern Illinois	0-0	0-0	0-0	0-0	0-3	0.000	0-1	0-2	0-0
Murray State	0-0	0-0	0-0	0-0	0-3	0.000	0-1	0-2	0-0
Tennessee Tech	0-0	0-0	0-0	0-0	0-3	0.000	0-1	0-2	0-0
UT Martin	0-0	0-0	0-0	0-0	0-3	0.000	0-1	0-2	0-0

AROUND THE LEAGUE THIS WEEK

Southeast Missouri senior running back Marquis Terry ran for an OVC record 311 yards in the Redhawks victory over Southern Illinois; that broke the previous mark of 310 set by Murray State's Steve Chaney in 2005...Terry also had an OVC record 438 all-purpose yards, which broke the old OVC mark of 399 set by Kentel Williams in 2016...That performance earned him National Player of the Week honors by STATS and the College Football Performance Awards (CFPA)...Austin Peay scored 78 points in its win at Morehead State; it marked the most points by an OVC team against a Division I opponent in league history...After two weeks outside the Top 10, Jacksonville State is back at No. 9 in the FCS Coaches Poll this week; the Gamecocks have been ranked in the Top 10 in 61 of the past 63 weeks...Austin Peay is up to No. 21 in the Coaches Poll, its highest ranking in school history...EIU wide receiver Alexander Hollins has six receiving touchdowns this season (3 in two different games) and currently leads the FCS with six touchdown catches...JSU begins Conference play this week having won 32-straight OVC games, the longest streak in league history and seven games away from the FCS all-time mark...This season 36 OVC football games will be streamed on ESPN+, after the OVC- agreed to an extension on its media rights deal with ESPN; the ESPN+ broadcasts will replace games formerly on the OVC Digital Network...Conference play begins this week with four games on the schedule, all of which can be seen on ESPN+... Austin Peay will host UT Martin in the first game of the Sgt. York Trophy series, Tennessee State (who has seen its last two games cancelled because of weather) is at Eastern Illinois, Southeast Missouri will travel to Eastern Kentucky and Tennessee Tech plays at Jacksonville State.

THIS WEEKEND'S SCHEDULE

Saturday, Sept. 22

Austin Peay at UT Martin	2 p.m.
Tennessee State at Eastern Illinois	2 p.m.
Southeast Missouri at Eastern Kentucky	3 p.m.
Tennessee Tech at Jacksonville State	6 p.m.

PRESEASON POLL

School (1st place votes)	Points
1. Jacksonville State (14)	126
2. Austin Peay (4)	112
3. UT Martin	95
4. Eastern Illinois	73
5. Eastern Kentucky	69
6. Tennessee State	64
7. Southeast Missouri	62
8. Murray State	24
9. Tennessee Tech	23



OVC PLAYERS OF THE WEEK

Week	Offensive	Defensive	Specialist	Newcomer
S02	Alexander Hollins, EIU	Zach Hall, SEMO	S. Hayworth, EKU/A. Zita, TSU	Zerrick Cooper, JSU
S09	D. Santacaterina, SEMO/D. Winn, UTM	Leodis Moore, EKU	J. Pierce, JSU/Litang, SEMO	Daniel Santacaterina, SEMO
S16	Marquis Terry, SEMO	Steven Crowder, EKU	Matt Reyna, EIU	Johnathan Brantley, EIU
S23				
S30				
O07				
O14				
O21				
O28				
N04				
N13				
N18				

KNOW YOUR FOE... FINDING OVC OPPONENT INFORMATION

School	SID	Website	Football Twitter	Radio Crew
Austin Peay	Stefan Nolet	LetsGoPeay.com	@AustinPeayFB	Brian Rives, Van Stokes
Eastern Illinois	Rich Moser	EIUPanthers.com	@EIUPantherFB	Mike Bradd, Jack Ashmore
Eastern Kentucky	Kevin Britton	EKUSports.com	@EKUFootball	Greg Stotemyer, Jim Tirey, Keith Hardiman
Jacksonville State	Josh Underwood	JSUGamecockSports.com	@JSUGamecockFB	Mike Parris, Ray Hammett
Murray State	Parker Griffith	GoRacers.com	@Racersfootball	Neal Bradley, Logan Stout/Dave Winder
Southeast Missouri	Jeff Honza	GoSoutheast.com	@SEMOfotball	Erik Sean
Tennessee State	Jose Garcia	TSUTigers.com	@TSU_Tigers	Greg Pogue, Albert Dawson
Tennessee Tech	Thomas Corhern	TTUSports.com	@TnTechFootball	Roger Ealey, Buddy Pearson, Dylan Vazzano
UT Martin	Alex Boggis	UTMSports.com	@UTM_Football	Tom Britt, Chris Brinkley, John Abel

**STATS FCS POLL****Week 4**

1	North Dakota State
2	James Madison
3	South Dakota State
4	North Carolina A&T
5	Kennesaw State
6	Eastern Washington
7	Weber State
8	Wofford
9	McNeese
10	Jacksonville State
11	Sam Houston State
12	Elon
13	Maine
14	Central Arkansas
15	Villanova
16	Illinois State
17	Samford
18	Nicholls
19	Montana
20	Stony Brook
21	UC Davis
22	North Dakota
23	Rhode Island
24	Austin Peay
25	UNI

AFCA COACHES POLL**Week 4**

1	North Dakota St.
2	James Madison
3	South Dakota St.
4	North Carolina A&T
5	Kennesaw St.
6t.	Eastern Washington
6t.	Wofford
8	Weber St.
9	Jacksonville St.
10	McNeese
11	Sam Houston St.
12	Elon
13	Central Arkansas
14	Villanova
15	Illinois St.
16	Maine
17	Samford
18	Nicholls
19	Stony Brook
20	Montana
21	Austin Peay
22	Northern Iowa
23	Rhode Island
24	Colgate
25	UC Davis

NUMBERS NEVER LIE: APSU IN THE 2018 STATISTICAL RANKINGS

Category	NCAA	OVC	VALUE
3rd Down Conversion Pct	70	6	0.324
3rd Down Conversion Pct Defense	20	3	0.278
4th Down Conversion Pct	91	7	0.25
4th Down Conversion Pct Defense	108	6	1
Blocked Kicks Allowed	1	1	0
Blocked Punts Allowed	1	1	0
Completion Percentage	49	4	0.606
Fewest Penalties	91	7	24
Fewest Penalties Per Game	81	5	8
Fewest Penalty Yards	89	7	208
Fewest Penalty Yards Per Game	77	5	69.33
First Downs Defense	47	3	53
First Downs Offense	43	5	56
Fumbles Lost	81	4	3
Fumbles Recovered	74	6	1
Kickoff Return Defense	112	8	28.29
Kickoff Returns	15	2	26.71
Net Punting	35	5	37.71
Passes Had Intercepted	22	2	1
Passes Intercepted	47	3	2
Passing Offense	92	7	164
Passing Yards Allowed	19	2	160
Passing Yards per Completion	60	3	12.3
Punt Return Defense	29	4	3.5
Punt Returns	13	1	18.5
Red Zone Defense	83	3	0.9
Red Zone Offense	66	4	0.8
Rushing Defense	67	5	173.3
Rushing Offense	8	2	301.3
Sacks Allowed	14	1	0.67
Scoring Defense	51	3	28.3
Scoring Offense	28	3	34
Tackles for Loss Allowed	9	2	3.33
Team Passing Efficiency	39	4	140.19
Team Passing Efficiency Defense	52	3	126.03
Team Sacks	89	6	1
Team Tackles for Loss	60	4	6.3
Time of Possession	103	8	26:35
Total Defense	30	3	333.3
Total Offense	19	3	465.3
Turnover Margin	65	3	-0.33
Turnovers Gained	69	5	3
Turnovers Lost	46	3	4
Winning Percentage	20	2	0.667



THE STARTING LINEUP

OFFENSE

OPP.	WR	LT	LG	C	RG	RT	TE	QB	RB	WR/TE	WR
@UGA	Soumare	Anderton	Rockensuess	Glass	Self	Mosley	Pruitt	Oatsvall	Tanner	Wilson (WR)	Montgomery
PC	Soumare	Anderton	Rockensuess	Glass	Self	Mosley	Pruitt	Craig	Tanner	Brown (TE)	Montgomery
@MOR	Soumare	Anderton	Rockensuess	Glass	Self	Mosley	Florence	Craig	Tanner	Brown (TE)	Montgomery
@UTM											
@JSU											
TSU											
@SEMO											
TTU											
EKU											
@EIU											
MUR											

DEFENSE

OPP.	DE	DT	NT	DE	MLB	WLB	CB	SS	FS	NB	CB
@UGA	Williams	Maloata	Brown	Howard	Scholato	Walker	R. Davis	M. Davis	Norman	Market	Taylor
PC	Williams	Maloata	Brown	Gayle	Scholato	Walker	R. Davis	M. Davis	Bond	K. Jackson	Taylor
@MOR	Williams	Maloata	Brown	Howard	Scholato	Walker	Francis	M. Davis	Bond	K. Jackson	Taylor
@UTM											
@JSU											
TSU											
@SEMO											
TTU											
EKU											
@EIU											
MUR											

STARTING EXPERIENCE

Offense	15	16	17	18	TOT	STR
Josh Alexander, WR	.	.	1	.	1	.
Kyle Anderton, LT	.	.	12	3	15	15
Elijah Brown, TE	.	.	2	2	4	2
JaVaughn Craig, QB	.	3	7	2	12	2
Caleb Florence, TE	.	.	.	1	1	1
Byron Glass, C	10	11	12	3	36	36
Kadeem Goulbourne, WR	.	.	6	.	6	.
Michael Hoover, TE	.	.	2	.	2	.
Prince Momodu, FB	.	.	1	.	1	.
DJ Montgomery, WR	.	.	10	3	13	5
Charles Mosley, RG	.	.	7	3	10	4
Jeremiah Oatsvall, QB	.	.	5	1	6	.
Trey Pruitt, TE	.	.	4	2	6	.
Ryan Rockensuess, LG	6	9	12	3	30	24
Ethan Self, RG	11	9	5	3	28	3
Gorel Soumare, WR	.	.	5	3	8	3
Ahmaad Tanner, RB	.	.	2	3	5	4
Kentel Williams, RB	.	.	9	.	9	.

Defense	15	16	17	18	TOT	STR
James Bond, SS	.	7	2	2	11	2
Corey Brown, NG	.	.	12	3	15	15
Juantarius Bryant, SS	.	1	8	.	9	.
Keawvis Cummings, CB	.	.	8	.	8	.
Malik Davis, FS	.	.	11	3	14	10
Rashon Davis	.	.	.	2	2	.
Erskine Francis	.	.	.	1	1	1
Matthew Gayle, DE	.	.	3	1	4	.
Theron Hodges, NG	.	.	1	.	1	.
Chris Hopkins, LB	.	5	1	.	6	.
Nate Howard, DE	.	.	7	2	9	1
Kordell Jackson, CB	.	.	6	2	8	2
Austin Maloata	.	.	.	3	3	3
Demetrius Market	.	.	.	1	1	.
Isiah Norman, SS	.	.	1	1	2	.
Gunnar Scholato, LB	.	11	12	3	26	26
Trent Taylor, CB	.	9	4	3	16	3
James Tobin, CB	.	.	5	.	5	.
Pat Walker	.	.	.	3	3	3
Shaun Whittinghill, DE	.	7	2	.	9	.
Jaison Williams, DE	.	8	12	3	27	15



By Colby Wilson, Associate Director of Athletics Communications

The marvel that is Landrey Eargle cannot be overstated.

Like many of you, I've read Kristen Eargle's blog "Ruler of Hope" chronicling the life of little Landrey, Kristen and Austin Peay Running Game Coordinator and Offensive Line coach Joshua Eargle's tiny miracle. The sheer number of times medical professionals, some of the best in the business, had no explanation for a sudden, rapid improvement or sudden, rapid decline in Landrey's condition during her almost six years of life are a roller coaster the likes of which I simply cannot imagine. It's at once inspiring and anguishing, pairing unyielding hope with the deepest possible despair.

It's a burden unfair to place upon any set of parents, the inability to find answers for a child's suffering. Earlier this year, Landrey was identified as the first person in the United States and just the fourth worldwide with a rare mutation of the CSNK2B gene; it's the nearest the Eargle family has gotten to finding an answer for every struggle Landrey has been forced to endure, from spending the first 73 days of her life in critical care to open heart surgery at two months old to numerous stints in intensive care units from Texas to Tennessee.

However, that answer has no answer. The mutation of CSNK2B has no cure. There's no path for success, no well-trod recovery road by previous examples of people who have overcome this to lead their normal lives—just a pair of case studies from 2017 linking two of Landrey's four major illnesses to this gene. The answer they sought for so long may have brought to close one set of questions but opened up so many more.

The Eargles are two of the proudest people you'll ever meet. There is a toughness and resilience in that family that extends beyond the ability to overcome physical hurts. It's a toughness that's ingrained deep in their DNA, something that has helped them pick themselves up, wipe away their tears and continue to fight for six years.

But everyone reaches a breaking point, and the Eargles had simply reached their wits end financially. They had exhausted all resources, maxed out credit, blown through savings and retirement, anything to try to put a dent into the mountain of medical bills they faced. They needed help; they needed a community of people to be there for them, to reward their faith and to lift them up in a time of need.

"It's hard," Joshua said. "It's hard to admit you need help. For six years, we've been battling to pay off her initial medical bills and luckily we had great insurance; if we hadn't had that, those first 73 days in the hospital would've been right at \$1 million. With the insurance, we had a big chunk that we'd been trying to chisel away at and we'd just exhausted everything."

And then a pretty special thing happened.

Kristen's parents, David and Kay Jolley, set up a GoFundMe page to help offset Landrey's medical debt. Nobody knew what to expect. Anything would've been nice. Anything would've helped.

At press time, the GoFundMe had raised more than \$90,000.

"We prayed about it and we talked about it, and even though we put that together, it was still hard," Kristen said. "It's so hard to put yourself out there like that. But the immediate response from people wrapping their arms around us and basically saying, 'You're not alone,'... Landrey's the first known case in the U.S., but she's not alone. We've been blown away. It's just incredible."

The overwhelming support started with the Eagle's Austin Peay family, but it went viral almost immediately. Georgia native and Austin Peay kicker Cole Phillips used his connections in the Peach State to get the Georgia faithful on board. Fans from Tennessee, Texas A&M and Kentucky have chimed in on the GoFundMe board to wish the family well in the fight. Austin Peay parents have raised money selling t-shirts and buttons.

The Eargles have watched this unfold with astonishment.

"We're like everybody else, you get in your own little world and you get self-consumed and you worry about your problems and you think nobody cares," Joshua said. "Everybody has been an unbelievable revelation and example to us about the love humanity can have for one another and how they can share each others burdens. Hopefully, we can be a blessing to others in need; we just want to be a river, not a reservoir. We want to continue to pour out what so many people have done for us. It's been one of the most unbelievable times of our lives."

The outpouring of support has changed the fortunes of the Eargles significantly. The worry is no longer whether they can pay the next bill; the debt is wiped clean, providing the Eargles not only a chance to climb out from under a mountain of debt but also to prepare for Landrey's future. And now, they want to find a way to pay it forward.

"When Kristen and I were in the hospital with Landrey, you see kids born with illnesses every day," Joshua said. "Baby beds in the hospital are never empty; there's always more children than there are beds. We've always had a desire to help others; we couldn't help ourselves at first, but we're hoping with any abundance we can put forth an organized effort to help others in a similar situation."

Kristen already had begun brainstorming ways to help others, even when her own family's needs were very much in flux.

"A couple of months ago I wrote out what a foundation in honor of Landrey might look like if we ever got the chance to bless someone else," she said. "Here I am a couple of months later potentially with the ability to start driving towards that. It's incredible that we will be able to pay it forward and lift that weight for someone else some day, to be able to tell them, 'Hey, we have walked that same walk and cried those same tears and you are not alone.'"

For now, they get to wake up each day and marvel at the way God has moved through their lives. They have been lifted in ways they couldn't imagine. And, hopefully, this moment of grace is only the beginning.

"You've changed Landrey's life forever," Kristen said, when asked what she might tell any individual who has helped the Eargles in their time of need. "You've changed the course of it, what we're able to do and how we can provide for her and keep her safe. You've lifted a crippling weight that was on us. But you've been a part of something bigger than yourself, and I'm forever grateful for that. You've encouraged not only us as a family but people for years to come as people continue to hear and read Landrey's story."

That story is not over. It will continue to inspire, to awe, to fill people with hope and raise them from the depths of their own struggles. Landrey will fight, because that's what she does.

She is an Eargle, after all.





AUSTIN PEAY ALL-TIME AGAINST THE 2018 SCHEDULE

GEORGIA

Overall: 0-1

H: 0-0 | A: 0-1

9/1/18 L, 0-45 A

PRESBYTERIAN

Overall: 1-1

H: 1-1 | A: 0-0

1955 L, 7-13 H

9/8/18 W, 24-0 H

MOREHEAD STATE

Overall: 19-27

H: 11-9 | A: 8-18

10/13/62 L, 7-36 A

10/19/63 • L, 0-7 H

10/17/64 • L, 13-14 A

10/16/65 • W, 26-21 H

10/15/66 • L, 10-21 A

10/7/67 • W, 10-8 A

10/12/68 • W, 17-16 H

10/11/69 • L, 18-29 A

10/10/70 • L, 6-24 H

10/9/71 • L, 0-22 A

10/7/72 • L, 21-31 H

10/6/73 • L, 22-23 A

10/12/74 • W, 17-15 H

10/11/75 • W, 20-10 A

10/9/76 • W, 27-13 H

10/8/77 • W, 21-7 A

10/7/78 • W, 19-16 H

10/6/79 • L, 0-7 A

10/11/80 • W, 23-21 H

10/10/81 • W, 42-28 A

10/9/82 • W, 17-16 H

10/8/83 • W, 14-3 A

10/6/84 • W, 21-14 H

10/12/85 • W, 14-10 A

10/11/86 • L, 10-27 A

10/10/87 • W, 20-13 [OT] H

10/29/88 • L, 6-43 A

10/28/89 • *L, 22-23 H

10/13/90 • L, 7-34 A

11/2/91 • L, 14-33 A

10/31/92 • L, 34-41 H

10/23/93 • L, 10-23 A

10/22/94 • W, 73-6 H

10/28/95 • L, 13-26 A

9/4/97 L, 43-55 A

9/3/98 L, 21-44 H

10/31/99 L, 7-47 A

10/28/00 L, 10-73 H

10/27/01 • L, 24-29 A

10/26/02 • L, 25-45 H

10/11/03 • L, 0-49 A

10/9/04 • L, 14-28 H

10/15/05 • L, 12-44 A

11/11/06 W, 23-21 A

9/16/17 W, 69-13 H

9/15/18 W, 78-40 A

* - Morehead State forfeited its 1989 victory against Austin Peay following season's end.

UT MARTIN

formerly UT Junior College

Overall: 26-38-2

H: 13-19 | A: 9-16 | U: 3-3-2

1930 L, 0-30 U

11/26/31 T, 0-0 U

1932 T, 6-6 U

1936 L, 0-18 A

1936 L, 0-32 U

1937 L, 14-20 U

1938 W, 14-13 U

1939 W, 7-0 H

1940 W, 20-0 H

1941 W, 13-0 U

1946 W, 33-0 H

1946 W, 14-0 A

1947 W, 20-7 H

1948 W, 39-0 U

1959 L, 10-21 H

10/1/60 • L, 7-13 A

9/30/61 • L, 7-14 H

9/29/62 • L, 0-16 A

11/23/63 W, 20-6 H

11/21/64 W, 35-0 A

11/20/65 W, 49-0 H

11/19/66 W, 17-13 A

11/23/67 L, 6-47 H

11/28/68 W, 9-7 A

9/13/69 L, 6-7 H

10/17/70 L, 21-22 A

10/16/71 L, 3-17 H

10/14/72 W, 18-6 A

10/27/73 L, 0-26 H

11/2/74 L, 26-31 A

11/1/75 L, 15-24 H

9/11/76 L, 0-24 A

9/10/77 L, 10-23 H

9/9/78 W, 21-14 A

9/8/79 W, 34-7 H

9/13/80 L, 20-24 A

11/21/81 W, 28-14 H

9/18/82 L, 14-17 H

9/10/83 W, 45-6 A

9/8/84 W, 13-10 H

9/14/85 W, 13-7 A

9/13/86 W, 36-0 H

9/12/87 L, 10-30 A

9/9/89 L, 0-21 A

9/8/90 L, 10-24 H

11/9/91 L, 28-34 A

11/21/92 • W, 32-18 H

11/20/93 • L, 33-39 [OT2] H

11/19/94 • W, 27-21 A

11/18/95 • L, 28-31 A

11/23/96 • W, 55-24 H

11/15/97 L, 26-36 H

8/28/03 L, 20-21 A

9/18/04 L, 14-31 H

9/30/06 L, 10-20 H

9/22/07 • W, 17-14 H

9/20/08 • L, 17-31 H

11/21/09 • L, 38-48 A

11/6/10 • L, 12-28 H

10/8/11 • L, 23-61 A

9/22/12 • L, 6-31 H

10/26/13 • L, 14-38 H

10/25/14 • L, 7-37 A

10/17/15 • L, 14-44 H

10/8/16 • L, 31-45 A

9/30/17 • W, 7-0 H

JACKSONVILLE STATE

Overall: 6-18-3

H: 4-7-2 | A: 2-11-1

1947 L, 6-7 A

1948 W, 14-13 H

1949 L, 7-19 A

1950 T, 13-13 H

1951 T, 6-6 A

1952 W, 20-7 H

1953 W, 47-16 A

1954 T, 14-14 H

1955 L, 0-20 A

1956 W, 7-0 H

1957 L, 0-20 A

1958 L, 6-8 H

1959 L, 14-15 A

10/15/60 W, 14-8 H

10/14/61 L, 6-21 A

10/27/62 L, 13-23 H

10/13/79 W, 21-13 A

10/11/07 • L, 9-42 H

11/1/08 • L, 22-35 A

10/31/09 • L, 10-28 H

10/23/10 • L, 3-56 A

10/15/11 • L, 14-44 H

11/10/12 • L, 23-38 A

11/2/13 • L, 10-42 H

11/1/14 • L, 0-56 A

10/24/15 • L, 7-27 H

10/15/16 • L, 14-34 A

10/7/17 • L, 14-34 H

TENNESSEE STATE

Overall: 7-13

H: 5-5 | A: 2-8

11/5/88 • W, 16-12 H

11/4/89 • L, 10-38 A

10/6/90 • L, 7-33 H

10/26/91 • W, 31-17 H

10/17/92 • L, 14-35 A

10/16/93 • L, 16-21 H

10/15/94 • L, 22-26 A

10/21/95 • W, 28-6 H

10/26/96 • L, 14-38 A

9/15/07 • L, 32-33 [OT] H

10/18/08 • L, 34-37 A

11/14/09 • W, 24-21 H

9/18/10 • W, 26-23 A

10/1/11 • W, 37-34 H

9/15/12 • L, 14-34 A

11/9/13 • L, 6-31 A

11/8/14 • L, 27-31 H

10/31/15 • L, 6-20 A

11/5/16 • L, 40-41 H

10/14/17 • W, 21-17 A

SOUTHEAST MISSOURI

Overall: 6-15

H: 2-9 | A: 4-6

1953 L, 6-19 A

10/2/65 W, 50-7 H

10/1/66 W, 28-27 A

9/28/91 • W, 24-21 H

9/26/92 • W, 21-16 A

10/30/93 • L, 7-17 H

10/29/94 • L, 10-31 A

9/23/95 • L, 23-38 H

9/28/96 • L, 13-17 A

11/1/97 L, 0-31 H

9/2/06 L, 13-38 H

11/3/07 • W, 34-31 [OT2] A

11/22/08 • L, 30-33 H

10/10/09 • W, 24-14 A

10/16/10 • L, 24-41 H

10/22/11 • L, 13-17 A

10/27/12 • L, 27-48 H

11/16/13 • L, 34-36 H

11/15/14 • L, 7-42 A

11/7/15 • L, 15-44 H

10/29/16 • L, 21-41 A

10/21/17 • W, 38-31 H

AUSTIN PEAY ALL-TIME AGAINST THE 2018 SCHEDULE



TENNESSEE TECH

Overall: 19-32

H: 8-17 | A: 11-14 | U: 0-1

1938	L, 0-27	A
1939	L, 0-25	U
1954	L, 13-27	H
1955	L, 6-37	A
1956	L, 7-17	H
11/16/63 •	L, 13-28	A
11/14/64 •	W, 29-0	H
11/13/65 •	W, 23-12	A
11/12/66 •	W, 20-15	H
11/11/67 •	L, 13-38	A
11/16/68 •	L, 0-10	H
11/15/69 •	L, 20-56	A
11/14/70 •	W, 10-6	H
11/13/71 •	L, 12-37	A
11/11/72 •	L, 7-19	H
11/10/73 •	L, 12-31	A
11/16/74 •	L, 7-28	H
11/15/75 •	L, 0-20	A
11/13/76 •	L, 13-31	H
11/12/77 •	W, 24-21	A
11/11/78 •	L, 14-28	H
11/10/79 •	W, 21-14	A
11/15/80 •	W, 13-10	H
11/14/81 •	L, 24-29	A
11/13/82 •	W, 31-27	H
11/12/83 •	W, 21-7	A
11/10/84 •	W, 27-7	H
11/16/85 •	W, 24-20	A
11/15/86 •	W, 23-13	A
9/26/87 •	L, 9-14	H
11/12/88 •	W, 10-6	A
11/11/89 •	L, 15-17	H
11/10/90 •	L, 14-20 [OT]	A
10/19/91 •	L, 7-32	A
10/24/92 •	L, 0-10	H
10/2/93 •	L, 17-35	H
10/1/94 •	W, 34-27	A
10/14/95 •	W, 20-17	A
10/19/96 •	L, 17-23	H
10/4/97	L, 3-36	H
10/6/07 •	W, 30-27	A
10/25/08 •	W, 31-28	H
10/3/09 •	L, 23-31	A
10/9/10 •	L, 21-34	H
11/19/11 •	L, 7-49	A
11/17/12 •	W, 38-31	H
11/23/13 •	L, 0-34	A
11/22/14 •	L, 15-41	H
11/14/15 •	L, 24-42	A
9/9/16 •	L, 7-41	H
11/4/17 •	W, 35-28	A

EASTERN KENTUCKY

Overall: 5-45

H: 3-21 | A: 2-24

10/23/59	L, 7-21	A
10/22/60	L, 13-27	H
10/21/61	L, 7-21	A
10/20/62	L, 7-14	H
9/21/63 •	L, 0-14	A
9/19/64 •	W, 26-0	H
9/18/65 •	*L, 30-35	A
9/17/66 •	L, 15-33	H
9/29/67 •	L, 0-37	A
10/5/68 •	L, 20-21	H
10/4/69 •	L, 10-29	A
10/3/70 •	L, 7-38	H
10/2/71 •	L, 9-14	A
9/30/72 •	L, 6-21	H
9/29/73 •	L, 7-24	A
10/5/74 •	L, 9-22	H
10/4/75 •	L, 0-49	A
10/2/76 •	L, 13-27	H
10/1/77 •	W, 20-17	A
9/30/78 •	L, 0-14	H
9/29/79 •	L, 10-35	A
10/4/80 •	L, 10-23	H
10/3/81 •	L, 14-41	A
10/2/82 •	L, 18-27	H
10/1/83 •	L, 14-31	A
9/29/84 •	L, 3-20	H
10/5/85 •	L, 10-20	A
11/1/86 •	L, 17-27	H
10/31/87 •	L, 7-50	A
10/8/88 •	L, 10-56	H
10/7/89 •	L, 20-45	A
11/3/90 •	L, 14-38	H
11/16/91 •	L, 0-21	A
11/14/92 •	L, 14-45	H
9/25/93 •	L, 7-48	A
9/24/94 •	L, 14-27	H
11/11/95 •	L, 0-28	A
11/16/96 •	L, 10-24	H
9/27/97	L, 3-56	A
11/10/07 •	L, 14-28	H
9/27/08 •	L, 10-13 [OT]	A
10/24/09 •	W, 24-20	H
11/20/10 •	L, 3-17	A
9/24/11 •	W, 23-17	H
10/13/12 •	L, 14-45	A
10/5/13 •	L, 3-38	A
10/4/14 •	L, 0-31	H
9/26/15 •	L, 13-51	A
11/12/16 •	L, 30-67	H
11/11/17 •	W, 31-24	A

* - Eastern Kentucky forfeited its 1965 victory against Austin Peay following season's end.

EASTERN ILLINOIS

Overall: 4-14

H: 2-8 | A: 2-6

9/27/58	W, 21-6	H
9/26/59	W, 12-8	A
9/10/88	L, 0-44	A
9/2/89	L, 0-36	H
9/5/92	L, 9-14	H
8/31/95	L, 13-31	H
11/2/96 •	L, 7-42	H
10/25/97	L, 14-42	A
11/15/08 •	W, 15-13	A
9/26/09 •	L, 20-30	H
10/30/10 •	L, 10-28	A
10/29/11 •	L, 10-19	H
9/29/12 •	L, 15-65	A
10/10/13 •	L, 7-63	H
9/20/14 •	L, 7-63	A
10/3/15 •	L, 16-40	H
9/24/16 •	L, 35-56	A
11/18/17 •	W, 28-13	H

MURRAY STATE

Overall: 15-36

H: 10-15 | A: 5-21

1953	L, 13-33	H
1954	L, 7-44	A
1955	L, 13-20	H
1956	L, 27-33	A
9/28/63 •	L, 0-14	A
9/25/64 •	W, 26-10	H
9/25/65 •	W, 23-6	A
9/24/66 •	W, 49-0	H
11/4/67 •	W, 37-20	A
11/9/68 •	W, 56-35	H
11/8/69 •	L, 41-53	A
11/7/70 •	W, 45-7	H
11/6/71 •	L, 6-16	A
11/4/72 •	W, 33-20	H
11/3/73 •	L, 19-31	A
11/9/74 •	L, 8-16	H
11/8/75 •	L, 10-14	A
11/6/76 •	L, 13-23	H
11/5/77 •	W, 13-0	A
11/4/78 •	W, 23-17	H
11/3/79 •	L, 10-24	A
11/8/80 •	W, 24-0	H
11/7/81 •	L, 29-34	A
11/6/82 •	L, 7-21	H
11/5/83 •	W, 17-16	H
11/3/84 •	L, 13-20 [OT2]	A
11/9/85 •	L, 6-14	H
11/22/86 •	L, 14-24	H
11/21/87 •	L, 0-40	A
11/19/88 •	L, 3-19	H
11/18/89 •	L, 43-49	A
11/17/90 •	L, 24-31 [OT3]	H
11/23/91 •	W, 27-9	H
10/3/92 •	L, 10-27	A
10/9/93 •	L, 14-38	A
10/8/94 •	L, 14-29	H
9/30/95 •	L, 17-45	H
10/5/96 •	L, 7-51	A
10/12/97	L, 0-51	A
11/12/05	L, 6-42	A
11/17/07 •	W, 23-17	A
10/4/08 •	L, 12-32	H
11/7/09 •	L, 17-27	A
11/13/10 •	L, 35-61	H
11/12/11 •	L, 24-56	A
10/6/12 •	L, 14-52	H
10/18/13 •	L, 3-31	A
10/18/14 •	W, 20-13	H
10/10/15 •	L, 18-34	A
10/1/16 •	L, 17-45	H
9/23/17 •	W, 27-7	A



2018 NUMERICAL ROSTER

No.	Ltr.	Name	Pos.	Ht.	Wt.	Cl.	Hometown (Previous School)
1	*	DJ Montgomery	WR	6-2	205	Sr.	Durant, Miss. (Holmes CC)
1	*	Malik Davis	DB	6-2	187	Sr.	Chattanooga, Tenn. (East Central CC)
2	**	Jaison Williams	DL	6-1	225	Jr.	Trussville, Ala. (Hewitt Trussville HS)
2	*	Baniko Harley	QB	6-1	181	So.	Birmingham, Ala. (Ramsay HS)
3	**	JaVaughn Craig	QB	6-2	210	Jr.	Chattanooga, Tenn. (McCallie HS)
3	*	Keawvis Cummings	DB	6-1	165	R-Jr.	Tupelo, Miss. (Northeast Mississippi CC)
4	**	Chris Hopkins	LB	6-1	205	Jr.	Brentwood, Tenn. (Brentwood Academy)
4	*	Tre Nation	RB	5-11	212	Jr.	Leeds, Ala. (Illinois)
5	**	Kentel Williams	RB	6-0	190	Jr.	Knoxville, Tenn. (Fulton HS)
5	*	Pat Walker	LB	6-0	219	Sr.	Hattiesburg, Miss. (East Central CC)
6	*	Jeremiah Oatsvall	QB	6-1	200	So.	Brentwood, Tenn. (Brentwood Academy)
6		Erskine Francis	DB	6-0	175	Jr.	New Orleans, La. (Fort Scott CC)
7	***	James Bond	DB	6-1	194	Sr.	Jackson, Tenn. (Trinity Christian Academy)
7	*	Kadeem Goulbourne	WR	6-4	211	Jr.	Weston, Fla. (Iowa Western CC)
8	**	Josh Alexander	WR	5-9	184	Jr.	Norcross, Ga. (Norcross HS)
8	*	Isaiah Norman	DB	6-1	201	So.	Memphis, Tenn. (Cordova HS)
9	**	Trent Taylor	DB	6-1	176	Jr.	Brentwood, Tenn. (Brentwood Academy)
9	*	Elijah Brown	TE	6-3	246	So.	Morristown, Tenn. (Morristown West HS)
10	**	Rodney Saulsberry Jr.	DB	5-10	180	Jr.	Memphis, Tenn. (Whitehaven HS)
10	*	Gorel Soumare	WR	6-3	210	R-So.	Dandridge, Tenn. (Jefferson County HS)
11	*	DeAngelo Wilson	WR	5-8	165	So.	Bowling Green, Ky. (Bowling Green HS)
11	*	Cole Phillips	K	6-2	210	So.	Cairo, Ga. (Cairo HS)
12		Jay Parker	WR	5-5	149	Fr.	Nashville, Tenn. (Pearl-Cohn HS)
12		Johnathon Edwards	DB	6-2	180	Jr.	Philadelphia, Miss. (Northeast Mississippi CC)
13	*	Kordell Jackson	DB	5-11	163	So.	Birmingham, Ala. (Ramsay HS)
13		Darius Nalls	WR	6-2	188	Fr.	Fayette, Ala. (Fayette County HS)
14	*	Daryl Rollins-Davis	RB	5-9	167	R-Sr.	Knoxville, Tenn. (Arkansas State)
14		Demetrius Market	DB	5-8	168	Jr.	Batesville, Miss. (Southern Miss)
15	*	Terrius Callahan	WR	5-10	185	R-So.	Cartersville, Ga. (Cartersville HS)
15		CJ Parker	LB	6-1	205	R-Sr.	Menifee, Calif. (Purdue)
16	*	James Tobin	DB	5-11	180	So.	Louisville, Ky. (Desales HS)
16		Ziyon Kenner	WR	5-10	170	Fr.	Bowling Green, Ky. (Bowling Green HS)
17		Michael Archie	WR	6-1	175	Fr.	Brentwood, Tenn. (Brentwood Academy)
17		Rashon Davis	DB	6-0	175	R-So.	St. Louis, Mo. (Eastern Michigan)
18	*	Elijah Shepard	LB	6-0	200	R-So.	Pell City, Ala. (Pell City HS)
18	*	Trey Pruitt	TE	6-5	211	So.	Mount Juliet, Tenn. (Mount Juliet HS)
19	*	Coreon Jackson	DB	5-11	186	So.	Clarksville, Tenn. (Kenwood HS)
19		Kam Williams	QB	6-2	190	R-Fr.	Memphis, Tenn. (Southwind HS)
20		Evan Beddoe	DB	6-2	205	R-Fr.	Brentwood, Tenn. (Air Force)
21	*	Ahmaad Tanner	RB	6-0	200	So.	Dalton, Ga. (Dalton HS)
22	**	Prince Momodu	RB	6-0	204	Jr.	Brentwood, Tenn. (Brentwood Academy)
23	*	Derrick James	LB	6-2	210	R-So.	Columbus, Ga. (Columbus HS)
24	*	Marvin Franklin	RB	5-11	187	R-Jr.	Brownstown, Mich. (Oscar A. Carlson HS)
24		Travion Woodard	DB	5-11	180	Fr.	Springfield, Tenn. (Springfield HS)
25		Jonathan Mercer	DB	5-9	160	Fr.	Nashville, Tenn. (Pearl-Cohn HS)
26	**	Juantarius Bryant	DB	5-10	205	R-Jr.	Nashville, Tenn. (Maplewood HS)
27		Jalyn Shelton	RB	5-11	218	Fr.	Rossville, Ga. (Ridgeland HS)
28		JP Batarseh	WR	5-8	160	R-Fr.	Franklin, Tenn. (Franklin HS)
29	*	Joseph Newberry	DB	6-1	160	So.	Memphis, Tenn. (Ridgeway HS)
31		Brandon Lopes	LB	6-2	219	Fr.	Stockbridge, Ga. (Stockbridge HS)
32	**	Tyler Reid	LB	5-11	199	Jr.	Ooltewah, Tenn. (Ooltewah HS)
33		Tyriq Arties	DB	6-0	185	R-Fr.	St. Louis, Mo. (Nebraska-Kearney)
34		Parker Dennis	LB	6-1	215	Fr.	Montgomery, Ala. (Montgomery Catholic HS)
35		Ken Wilson	DB	6-1	200	R-So.	Cordova, Tenn. (Mississippi College)
36	***	Gunnar Scholato	LB	6-3	238	R-Sr.	Hendersonville, Tenn. (Western Kentucky)
37	**	Logan Birchfield	K	5-11	183	R-Jr.	Elizabethton, Tenn. (Elizabethton HS)
38	*	Jack McDonald	TE	6-0	210	R-Fr.	Brentwood, Tenn. (Brentwood Academy)
39	**	Devin Stuart	P	5-10	160	R-Jr.	Kingsport, Tenn. (Dobyns-Bennett HS)
40		Hunter Scholato	LB	6-2	220	R-Fr.	Hendersonville, Tenn. (Station Camp HS)
41		Aquantis Saunders	DB	5-11	180	Fr.	Clarksville, Tenn. (Kenwood HS)
42		Brevon Johnson	LB	6-1	214	R-Fr.	Clarksville, Tenn. (Clarksville HS)

ALPHABETICAL

No.	Name	Pos.
No.	Name	Pos.
8	Josh Alexander	WR
45	Matthew Allen	LS
77	Kyle Anderton	OL
17	Michael Archie	WR
33	Tyriq Arties	DB
28	JP Batarseh	WR
20	Evan Beddoe	DB
57	Garrett Bell	OL
37	Logan Birchfield	K
7	James Bond	DB
9	Elijah Brown	TE
50	Corey Brown Sr.	DL
26	Juantarius Bryant	DB
15	Terrius Callahan	WR
3	JaVaughn Craig	QB
3	Keawvis Cummings	DB
1	Malik Davis	DB
17	Rashon Davis	DB
34	Parker Dennis	LB
12	Johnathon Edwards	DB
89	Michael Fair	WR
82	Caleb Florence	TE
6	Erskine Francis	DB
24	Marvin Franklin	RB
49	Lorenzo Frazier	DB
83	Tyler Gardner	WR
91	Matthew Gayle	DL
59	Jarrett Giacchino	LS
68	Byron Glass	OL
7	Kadeem Goulbourne	WR
96	Marquise Griffin	DL
2	Baniko Harley	QB
46	Lennon Harris	DB
52	Mason Harwell	DL
44	Theron Hodges	DL
87	Michael Hoover	TE
4	Chris Hopkins	LB
88	Nate Howard	DL
97	Michael Hunt	DL
13	Kordell Jackson	DB
19	Coreon Jackson	DB
23	Derrick James	LB
42	Brevon Johnson	LB
54	Seth Johnson	OL
16	Ziyon Kenner	WR
53	Jake Kilby	OL
43	Hunter Lane	TE
31	Brandon Lopes	LB
55	Austin Maloata	DL
14	Demetrius Market	DB
66	Bryan McCann	OL
38	Jack McDonald	TE
51	Colby McKee	OL
25	Jonathan Mercer	DB
22	Prince Momodu	RB
1	DJ Montgomery	WR
92	Jaylen Moore	DL
73	Charles Mosley	OL
13	Darius Nalls	WR
4	Tre Nation	RB
29	Joseph Newberry	DB



ALPHABETICAL

No.	Name	Pos
8	Isaiah Norman	DB
6	Jeremiah Oatsvall	QB
12	Jay Parker	WR
15	CJ Parker	LB
11	Cole Phillips	K
79	Tristen Pierce	OL
18	Trey Pruitt	TE
95	Elijah Rawlins	DL
32	Tyler Reid	LB
75	Ryan Rockensuess	OL
14	Daryl Rollins-Davis	RB
67	Justin Satterfield	OL
10	Rodney Saulsberry Jr.	DB
41	Aquantis Saunders	DB
56	Devin Sawvoir	DL
72	Hunter Schmeisser	OL
36	Gunnar Scholato	LB
40	Hunter Scholato	LB
47	Nic Screnock	LS
55	Ethan Self	OL
27	Jalyn Shelton	RB
18	Elijah Shepard	LB
86	Corey Simmons	WR
94	Josephus Smith	DL
10	Gorel Soumare	WR
39	Devin Stuart	P
93	Kwame Sutton	DL
21	Ahmaad Tanner	RB
9	Trent Taylor	DB
88	Devin Thompson	TE
16	James Tobin	DB
98	Lloyd Tubman	DL
5	Pat Walker	LB
81	Blake Watson	TE
85	Griff Wattley	WR
90	John Wesley Whiteside	DL
48	Shaun Whittinghill	DL
2	Jaison Williams	DL
5	Kentel Williams	RB
19	Kam Williams	QB
63	Bucky Williams	OL
11	DeAngelo Wilson	WR
35	Ken Wilson	DB
24	Travion Woodard	DB

2018 NUMERICAL ROSTER

No.	Ltr.	Name	Pos.	Ht.	Wt.	Cl.	Hometown (Previous School)
43	***	Hunter Lane	TE	6-2	237	Sr.	Knoxville, Tenn. (Gibbs HS)
44	*	Theron Hodges	DL	6-3	310	R-Sr.	New Orleans, La. (Holmes CC)
45		Matthew Allen	LS	6-0	220	R-Fr.	Redmond, Ore (Redmond HS)
46	***	Jarrett Giacchino	LS	6-2	200	Sr.	Bourbonnais, Ill. (Bradley-Bourbonnais Community HS)
46		Lennon Harris	DB	5-10	160	Fr.	Smyrna, Tenn. (Smyrna HS)
47		Nic Screnock	LS	5-10	219	R-Fr.	Mt. Juliet, Tenn. (Wilson Central HS)
48	**	Shaun Whittinghill	DL	6-3	255	R-Jr.	Louisville, Ky. (Moore Traditional School)
49		Lorenzo Frazier	DB	5-9	190	Fr.	Brighton, Tenn. (Brighton HS)
50	*	Corey Brown Sr.	DL	6-0	302	R-Sr.	Columbus, Miss. (Northwest Mississippi CC)
51		Colby McKee	OL	6-5	250	R-Fr.	Georgetown, Ky. (Scott County HS)
52		Mason Harwell	DL	6-2	289	R-Fr.	Memphis, Tenn. (Harding Academy HS)
53		Jake Kilby	OL	6-5	300	Fr.	Oakdale, Tenn. (Coalfield HS)
54		Seth Johnson	OL	6-5	310	R-Fr.	Olive Branch, Miss. (Lewisburg HS)
55	***	Ethan Self	OL	6-2	290	Sr.	Melbourne, Fla. (Melbourne Central Catholic HS)
55		Austin Maloata	DL	6-2	283	Jr.	Corona, Calif. (Oregon)
56		Devin Sawvoir	DL	6-0	288	Jr.	New Orleans, La. (John Curtis Christian HS)
57		Garrett Bell	OL	6-5	270	Fr.	Birmingham, Ala. (Briarwood Christian School)
63		Bucky Williams	OL	6-2	280	Fr.	Ringgold, Ga. (Ringgold HS)
66		Bryan McCann	OL	6-5	315	Jr.	Yorba Linda, Calif. (Golden West College)
67		Justin Satterfield	OL	6-7	317	R-Fr.	Mount Juliet, Tenn. (Mount Juliet HS)
68	***	Byron Glass	OL	6-2	293	Sr.	Acworth, Ga. (Harrison HS)
72	**	Hunter Schmeisser	OL	6-4	309	R-Jr.	Brentwood, Tenn. (Brentwood HS)
73	*	Charles Mosley	OL	6-6	326	R-Sr.	Memphis, Tenn. (Tennessee)
75	***	Ryan Rockensuess	OL	6-5	318	Sr.	Troy, Mich. (Troy Athens HS)
77	*	Kyle Anderton	OL	6-4	302	Sr.	Gallatin, Tenn. (Vanderbilt)
79		Tristen Pierce	OL	6-4	297	R-So.	Ringgold, Ga. (Ringgold HS)
81		Blake Watson	TE	6-2	220	Fr.	Maryville, Tenn. (Maryville HS)
82	*	Caleb Florence	TE	6-3	243	So.	Opelika, Ala. (Opelika HS)
83		Tyler Gardner	WR	5-10	155	R-Fr.	Franklin, Tenn. (Page HS)
85		Griff Wattley	WR	6-2	200	R-So.	Powder Springs, Ga. (McEachern HS)
86	*	Corey Simmons	WR	5-7	164	R-So.	Nashville, Tenn. (Stratford HS)
87	***	Michael Hoover	TE	6-4	229	R-Sr.	Canton, Mich. (Salem Canton HS)
88	*	Nate Howard	DL	6-4	240	Sr.	St. Louis, Mo. (Missouri)
88		Devin Thompson	TE	6-4	225	Fr.	Gallatin, Tenn. (Station Camp HS)
89		Michael Fair	WR	6-2	193	R-Fr.	Clarksville, Tenn. (Clarksville HS)
90		John Wesley White-side	DL	6-1	325	So.	Dalton, Ga. (Citadel)
91	*	Matthew Gayle	DL	6-5	237	R-So.	Knoxville, Tenn. (Fulton HS)
92	*	Jaylen Moore	DL	6-2	280	R-Jr.	Chattanooga, Tenn. (Tusculum)
93		Kwame Sutton	DL	6-1	233	Fr.	Blacksburg, S.C. (Blacksburg HS)
94		Josephus Smith	DL	5-9	285	R-So.	Leeds, Ala. (Miles College)
95		Elijah Rawlins	DL	6-3	248	Fr.	Hopkinsville, Ky. (Hopkinsville HS)
96		Marquise Griffin	DL	6-3	320	Jr.	Carthage, Miss. (East Mississippi CC)
97		Michael Hunt	DL	6-0	210	Fr.	Brentwood, Tenn. (Brentwood Academy)
98	*	Lloyd Tubman	DL	6-6	255	Sr.	Louisville, Ky. (Trinity Valley CC)

PRONUNCIATION GUIDE

Student-Athletes

Tyriq Arties	arr-TEES
JP Batarseh	buh-TAR-see
Juantarius Bryant	whan-TARE-ee-us
Terrius Callahan	TARE-ee-us
Javaughn Craig	juh-VAWN
Keawvis Cummings	kee-AH-viss
Erskine Francis	ur-skin

Student-Athletes

Jarrett Giacchino	juh-KEY-no
Kadeem Goulbourne	goal-born
Baniko Harley	buh-NEE-ko
Theron Hodges	TH-aire-un
Brevon Johnson	breh-VON
Austin Maloata	mah-lo-TAH
Prince Momodu	muh-mo-due

Student-Athletes

Jeremiah Oatsvall	OATS-vol
Hunter Schmeisser	Sh-MY-sur
Hunter and Gunnar Scholato	Show-LAH-toe
Nic Screnock	SKREE-nock
Gorel Soumare	sue-MARR-ay

Coaches

Joshua Eargle	ur-GULL
---------------	---------

WILL HEALY

Twitter: @Coach_heals

Position: Head Coach • Experience: Third Season

Career Record: 10-16 • APSU Record: 10-16, Third Season • Alma Mater: Richmond, 2008



In just his second year at the helm of the Austin Peay football program, Will Healy helped engineer one of the great turnarounds in college football history.

The Govs entered 2017 on a 27 game losing streak, but showed tremendous promise in a tightly-contested game against FBS opponent Cincinnati to open the year. The Govs broke through in a major way, scoring a program-record 10 rushing touchdowns in a Week 3 victory against Morehead State, ending the nation's longest losing streak.

Under Healy, the Govs won seven conference games for the first time in program history, and finished alone in second place in the Ohio Valley Conference, the best finish since the 1980 squad tied for second.

Despite narrowly missing the FCS Playoffs, recognition for Healy's efforts poured in from across the country. He received the STATS FCS Eddie Robinson Award as the top coach at the FCS level, and the OVC tabbed him as its Roy Kidd Coach of the Year.

Austin Peay rewrote its record book during the 2017 season, especially on the offensive side of the ball. The Govs set the school record and finished sixth nationally with 3,105 yards rushing. They also set records for rushing touchdowns (32), yards per rush (5.35), total offense (4,646), yards per game (387.2), yards per play (5.84), total points (327) and total touchdowns (45).

In addition to Healy being named the OVC Coach of the Year, the Govs earned six All-OVC selections, and the conference tabbed quarterback Jeremiah Oatsvall as its Freshman of the Year. Healy's background in developing quarterbacks shined through as Oatsvall took over the starting role midway through the season and posted the best yards per pass (8.1) and second-best pass efficiency (135.8) in Austin Peay history.

Healy was announced as Austin Peay's 19th football coach, Dec. 20, 2015, before being introduced at a press conference two days later.

Healy came to Austin Peay after serving seven seasons as an assistant coach at Chattanooga. The personable young mentor worked under head coach Russ Huesman in helping restore the former FCS power Mocs to its previous glory. After arriving in 2009, Healy was part of a staff that had the best turnaround in school history in 2009 (from 1-11 to 6-5) and only improved from that point on.

The Mocs won or shared Southern Conference Championships each of Healy's last three seasons, making FCS play-off appearances in 2014 and 2015. In fact, the Mocs finished 9-4 in 2015, including narrow losses to FCS championship finalist Jacksonville State, the FCS quarterfinal contest going into overtime.

The Chattanooga native served as wide receivers coach, passing-game coordinator and recruiting coordinator. Healy's work in the passing game helped mold Jacob Huesman into three-time Southern Conference Offensive Player of the Year and a STATS FCS Second-Team All-America.

Healy's quarterback development skills appeared early in his Chattanooga tenure. As Mocs' quarterback coach in 2009 he tutored Tennessee transfer BJ Coleman, who passed for more than 2,300 yards, 17 touchdowns and just four interceptions. He became a seventh-round selection of the Green Bay Packers in the 2012 draft.





After moving to receivers coach in 2010, Healy had equal success. Joel Bradford became an All-American in 2010, posting 81 catches for a school-record 1,284 yards. Tommy Hudson and Clarksville native C.J. Board also earned All-SoCon honors in 2014 under Healy's tutelage.

Along the way, Healy's worked with two passing programs ranked in the FCS Top-10 in 2010 (eighth in yards) and 2014 (sixth in passer rating).

Healy also was responsible for helping transform Chattanooga from a successful team into a well-respected program as recruiting coordinator. With Healy taking the lead in building relationships and the program utilizing Tennesseans for nearly half its roster, Chattanooga had top-rated recruiting classes in 2012-14, including the top-ranked FCS class in 2013 and 2014.

He also served as the program's NFL liaison during his Chattanooga tenure.

Healy was introduced to football at a young age. His father Rob was a star at Georgia Tech and his uncle Chip was an All-America linebacker at Vanderbilt.

As a prep quarterback star at Chattanooga's Boyd-Buchanan, Healy earned all-state twice, all-state honorable mention two other years, and was a four-time all-region selection. A Tennessee "Mr. Football" finalist as a senior, Healy holds the Chattanooga area career passing record with more than 7,700 yards.

That helped him land initially at the Air Force Prep Academy in Colorado Springs, Colorado before heading to Richmond (Virginia). Healy was a team captain on the Richmond's 2008 FCS National Title team and saw action in 31 games in his collegiate career. He played in the Spiders' win over Montana in the 2008 FCS Championship game, which for many years was played at Chattanooga's Finley Stadium.

Healy received his bachelor's degree from Richmond in Rhetoric and Communication Studies in December 2008. He literally went from the playing field to coaching, joining Huesman at Chattanooga as a young assistant in 2009 at Chattanooga.

Healy married the former Emily Broyles in June, 2012. The couple has one son, Eli, age 3.

HEALY HIGHLIGHTS

CAREER NOTES

- In 2017, led Austin Peay to an 8-4 record, including 7-1 in conference play to finish second in the OVC, the best conference finish since 1980.
- Earned STATS FCS Eddie Robinson Award as top coach in FCS, as well as the OVC's Roy Kidd Coach of the Year award.
- Recruited two top-five recruiting classes in two years at Austin Peay, including the nation's top FCS class in 2017.
- Helped turn Chattanooga into an FCS recruiting power, landing the top-ranked class in FCS in 2013 and 2014.
- Helped aid the turnaround at Chattanooga, from 1-11 in 2008 (the year before Healy arrived) to 8-4 in 2013.
- On staff for three straight Southern Conference Championships (2013-15)

PLAYING EXPERIENCE

- 2005-08, Richmond
- Captain of Richmond's 2008 FCS National Championship team

EDUCATION

Richmond (B.S., Rhetoric and Communication Studies), 2008

COACHING EXPERIENCE

2016-Present, Austin Peay, Head Coach

2009-15, Chattanooga, Wide Receivers,
Passing Game Coordinator, Recruiting Coordinator

COACHING STAFF

Name Twitter	Position Responsibilities	at Austin Peay	Alma Mater, Year
Brandon Cooper @CoachCoopAPSU	Assistant Coach Defensive Coordinator Defensive Backs	3rd season	UT Martin, 2007
Joshua Eargle @CoachEargleAPSU	Assistant Coach Running Game Coordinator Offensive Line	3rd season	Memphis, 2001
Luke Goodwin @LGoodwin002	Assistant Coach Special Teams Coordinator Nickelbacks	2nd season	North Carolina, 2012
Brandon Jackson @bjackson32	Assistant Coach Running Backs	1st season	Nebraska, 2007
Rod Ojung @CoachOjong	Assistant Coach Cornerbacks	1st season	Monmouth, 2012
Todd Pinkston @PinkstonTodd	Assistant Coach Wide Receivers	3rd season	Southern Miss, 1999
Fred Tate	Assistant Coach Defensive Line	1st season	Southern Miss, 1997
Turner West @TurnerWest5	Assistant Coach Linebackers	1st season	Memphis, 2010
Matt Wright @CoachMWright	Assistant Coach Tight Ends	2nd season	Monmouth, 2011
Carter Crutchfield CCrutchfield17	Director of Operations	3rd season	Tennessee Tech, 2013
Chris Laskowski @CoachLaskowski	Director of Football Performance	3rd season	Florida Atlantic, 2005



THE LAST TIME A GOVERNOR...

Had 40 carries: Jay Bailey (47) at Kentucky Wesleyan, 10/1, 9/02
Had 30 carries: Omar Williams (35) vs. Jacksonville St., 11/2/13
Rushed for 200 yards: Kentel Williams (203) vs. Morehead St., 9/16/17
Rushed for 150 yards: Kentel Williams (181) at Morehead St., 9/15/18
Rushed for 100 yards: Kentel Williams (181) and Jeremiah Oatsvall (117) at Morehead St., 9/15/18
Rushed 90 yards for a TD: Jay Bailey (99) at Valparaiso, 9/23/00
Rushed 80 yards for a TD: Otis Gerron (89) vs. Mercer, 10/11/14
Rushed 70 yards for a TD: Kentel Williams (74) vs. Southeast Mo., 10/21/17
Two Gvs rushed for 100 yards in the same game: Kentel Williams (181) and Jeremiah Oatsvall (117) at Morehead St., 9/15/18

Scored 30 points: Daniel Williams (30) vs. UT Martin, 11/23 1996
Scored 5 TDs: Daniel Williams (5) vs. UT Martin, 11/23 1996
Scored 4 TDs: Kentel Williams (4) at Morehead St., 9/15/18
Scored 3 TDs: Kentel Williams (4) at Morehead St., 9/15/18
Rushed for 3 TDs: Kentel Williams (3) at Morehead St., 9/15/18

Attempted 50 passes: Jake Ryan (61) at Jacksonville St., 11/, 10/12
Attempted 40 passes: Jake Ryan (40) vs. Murray St., 10/6/12
Attempted 30 passes: Jake Ryan (38) vs. Southeast Mo., 10/27 2012
Completed 40 passes: Jake Ryan (40) at Jacksonville St., 11/, 10/12
Completed 30 passes: Brian Baker (32) vs. Campbellsville, 8/30/01.
Completed 20 passes: Timarious Mitchell (22) vs. Mercer, 10/22/16
Completed 80% of passes: Tommy Hays (82.4) vs. Murray St., 10/1/16
Completed 70% of passes: Jeremiah Oatsvall (70.0) at Georgia 9/1/18
Passed for 400 yards: Brian Baker (426) vs. Campbellsville, 8/30/01
Passed for 300 yards: JaVaughn Craig (322) vs. Tennessee St., 11/5/16
Passed for 250 yards: Timarious Mitchell (261) vs. Mercer, 10/22/16
Passed for 4 TDs: JaVaughn Craig (5) vs. Tennessee St., 11/5/16
Passed for 3 TDs: JaVaughn Craig (5) vs. Tennessee St., 11/5/16
Had a 90-yard completion: Jesse Kellogg (91) vs. Campbellsville, 9/6/03
Had a 70-yard completion: Jeremiah Oatsvall (74) at UCF, 10/28/17
Had a 60-yard completion: Jeremiah Oatsvall (74) at UCF, 10/28/17

Had 200 receiving yards: Michael Farrell (210) vs. Campbellsville, 8/30/01
Had 150 receiving yards: Lanis Frederick (153) at Cumberland, 9/9/06
Had 100 receiving yards: DJ Montgomery (114) vs. Presbyterian, 9/8/18
Had 3 TD receptions: Jared Beard (3) vs. Tennessee St., 11/5/16
Had 2 TD receptions: DeAngelo Wilson (2) at Morehead St., 9/15/18
Caught a 90-yard pass: Paul Derrick (91) vs. Campbellsville, 9/6/03
Caught a 70 yard pass: Kyran Moore (74) at UCF, 10/28/17
Caught 10 passes: Jared Beard (11) vs. Mercer, 10/22/16
Two Gvs had 100 receiving yards: Lanis Frederick (124) and Kevin Carter (110) at Dayton, 9/23/06.

Gained 400 total offensive yards: JaVaughn Craig (466) vs. Tennessee St., 11/5/16
Gained 200 all-purpose yards: Kentel Williams (270) at Morehead St., 9/15/18

Made a 55-yard field goal: Brian Yarbrough (55) vs. Western Kentucky (1983)
Made a 50-yard field goal: Nick Gauna (52) vs. Eastern Kentucky, 2016
Made a 45-yard field goal: Logan Birchfield (45) at Murray St., 9/23/17
Made a 40-yard field goal: Cole Phillips (42) at EKV, 11/11/17
Scored 12 points by kicking: Stephen Stansell (13) vs. Tennessee St., 10/1/11
Made 5 kicking PATs: Logan Birchfield (10) at Morehead St., 9/15/18
Made 4 field goals: Stephen Stansell (4) vs. Tennessee St., 9/18/10
Made 3 field goals: Stephen Stansell (3) vs. Tennessee St. 2011
Attempted 4 field goals: Stephen Stansell (4) vs. Tennessee St., 9/18/10
Had a 60-yard punt: Nick Gauna (64) at UT Martin, 10/, 8/16
Punted 10 times: Ben Campbell (11) vs. vs. Eastern Kentucky, 10/4/14
Averaged 45 yards per punt: Devin Stuart (47.0) at Morehead St., 9/15/18

Return 5 punts: Tyler Clendenen (5) vs. Culver-Stockton, 11/3/12
Total 60 punt return yards: DeAngelo Wilson (74) at Morehead St., 9/15/18
Had a 40-yard punt return: DeAngelo Wilson (40) at Morehead St., 9/15/18
Returned a punt for a TD: Tee Howell (65) vs. Central St., 11/5/11

Returned a kickoff for a TD: Kyran Moore (91) at UCF, 10/28/17
Had a 90-yard kickoff return: Kyran Moore (91) at UCF, 10/28/17
Have 6 kickoff returns: Kyran Moore (8) at UCF, 10/28/17
Total 200 kickoff return yards: Kyran Moore (223) at UCF, 10/28/17
Total 150 kickoff return yards: Kyran Moore (223) at UCF, 10/28/17

Had 19 or more tackles in a game: Johnathan Shuler (19) vs. Southeast Mo., 10/27/12
Had 15 tackles in a game: Juantarius Bryant (15) at UCF, 10/28/17
Had 3 sacks in a game: Joe Bell (3.0) vs. Campbellsville, 9/06/03
Had 4 tackles for loss: Joe Bell (4.0) vs. Centre, 9/14/02

Forced 2 fumbles: Jaison Williams (2) vs. Jacksonville State, 10/7/17
Returned a fumble for a TD: Jeremy Ross (16) vs. Middle Tenn., 9/11/10
Returned a fumble 60 yards: Kevis Buckley (64) vs. Tennessee St., 9/15/07

Returned an interception for a TD: Gunnar Scholato at Kentucky, 11/19/16
Returned an interception 80 yards: Ryan Taylor (88) at Valparaiso, 9/11/04
Had 4 interceptions: Taylon Jenkins at Georgetown, 11/14 1998
Had 3 interceptions: Thomas Sexton vs. Kentucky Wesleyan, 10/20/01
Had 2 interceptions: Roderick Owens vs. Murray St., 10/1, 8/14

Blocked a PAT kick: Derrick James vs. Morehead St., 9/16/17
Intercepted a 2-pt. conversion pass: N/A
Scored a defensive two-point conversion: Demarion Allen vs. Tennessee St., 11/5/16
Blocked a field goal: Gunnar Scholato vs. Morehead St., 9/16/17
Returned a blocked field goal for a TD: Kevis Buckley (67) at Southeast Mo., 11/3/07
Blocked a punt: Daryl Rollins-Davis vs. Southeast Mo., 10/21/17
Returned a blocked punt for a TD: Jeremy Ross (34) vs. vs. Jacksonville St., 10/31/09

Offensive lineman scored TD: Ryan Rockensuess at UCF, 10/28/17



Were shutout: at Georgia (45-0), 9/1/18

Shutout an opponent: vs. Presbyterian (24-0), 9/8/18

Scored 50 points: at Morehead St. (78), 9/15/18

Scored 60 points: at Morehead St. (78), 9/15/18

Scored 70 points: at Morehead St. (78), 9/15/18

Rushed for 400 yards: at Morehead St. (518), 9/15/18

Rushed for 300 yards: at Morehead St. (518), 9/15/18

Rushed 70 times: Tennessee-Martin (71), 11/23/96

Rushed 60 times: vs. Eastern Illinois (66), 11/18/17

Rushed 50 times: vs. Presbyterian (50), 9/8/18

Rushed for 6 TDs: at Morehead St. (7), 9/15/18

Rushed for 4 TDs: at Morehead St. (7), 9/15/18

Failed to rush for 100 yards: at Georgia (91), 9/1/18

Attempted 50 passes: at Jacksonville St. (61), 11/10/12

Completed 40 passes: at Jacksonville St. (40), 11/10/12

Completed 30 passes: Campbellsville (32), Aug. 30/01

Completed 80 percent of its passes: Murray St. (81.8), 10/18/14

Completed 60 percent of its passes: Presbyterian (61.5), 9/8/18

Passed for 400 yards: vs. Campbellsville (426), Aug. 30/01

Passed for 300 yards: vs. Tennessee St. (322), 11/5/16

Threw 5 TD passes: vs. Tennessee St. (5), 11/5/16

Threw 4 TD passes: at Morehead St. (4), 9/15/18

Threw 3 TD passes: at Morehead St. (4), 9/15/18

Failed to pass for 100 yards: at Georgia (61), 9/8/18

Had 90 offensive plays: at Virginia-Wise (90), 11/06/99

Had 80 offensive plays: vs. Eastern Illinois (81), 11/18/17

Had 600 offensive yards: at Morehead St. (758), 9/15/18

Had 500 offensive yards: at Morehead St. (758), 9/15/18

Had 400 offensive yards: at Morehead St. (758), 9/15/18

Scored 8 TDs: at Morehead St. (11), 9/15/18

Scored 7 TDs: at Morehead St. (11), 9/15/18

Scored 6 TDs: at Morehead St. (11), 9/15/18

Committed no turnovers: vs. Southeast Mo., 9/21/17

Returned 7 punts: at Campbellsville (7), 9/4/04

Had 70 yards in punt returns: at Morehead St. (74), 9/15/18

Returned 10 kickoffs: at UCF (10), 10/28/17

Had 200 yards in kick returns: at UCF (238), 10/28/17

Intercepted 6 passes: vs. Kentucky Wesleyan (6), 10/20/01

Intercepted 5 passes: at Murray St. (5), 11/17/07

Intercepted 4 passes: vs. Cumberland (4), 9/10/05

Had 6 sacks: at Valparaiso (6.0), 9/23/00

Had 5 sacks: Kentucky Wesleyan (5.0), 10/20/01

Had 20 tackles for loss: at Valparaiso (20.0), 9/23/00

Had 15 tackles for loss: at Jacksonville (16.0), 9/30/00

Had 10 tackles for loss: at Morehead St. (11.0), 9/15/18

Forced 4 fumbles: 4, Ohio 9/21/13

Recovered 4 fumbles: 4, St. Joseph's (Ind.) 11/01/03

Held opponent to under 100 rush yards: vs. Presbyterian (85), 9/8/18

Held opponent to under 100 passing yards: vs. Presbyterian (94), 9/8/18

Did not force a turnover: at UCF, 10/28/17

Blocked three punts: Southeast Missouri (3), 11/22/08

Had 100 yards in penalties: at Morehead St. (145), 9/15/18

Recorded a safety: at Jacksonville St. 11/10/12

Won an OT game: at Southeast Missouri (34-31), 11/3/07

Lost an OT game: at Eastern Kentucky (10-13), 9/27/08

Beat Ranked FCS Opponent: vs. #18 UT Martin (7-0), 9/30/17

Beat a FBS Opponent: at Kansas State (26-22), 9/5/87



FORTERA STADIUM



For nearly seven decades, Fortera Stadium has served as the home of Austin Peay State University football along with the University's track and field teams.

Clarksville and Governors athletics received a boost in 1946, when the city of Clarksville opened its new Municipal Stadium at the then-edge of the former Austin Peay State College. The stadium became the home field for local schools and APSC for football games and track events.

The city maintained its ownership and operation of the Municipal Stadium until 1970. In that year, as a result of a cooperative agreement between Austin Peay, the county officials and the city officials, the city conveyed title to one-third of the stadium to the State of Tennessee for the university. The other one-third went to Montgomery County.

Austin Peay, Montgomery County, and the city of Clarksville were authorized to appropriate funds to the newly created Stadium Authority for constructing, remodeling and operating the stadium, including adding east side seating. The members of the Stadium Authority were appointed by the county and by the university.

In addition, the natural grass surface—because it was being used by the local schools and Governors alike—was replaced by AstroTurf and the east side two-level press box was constructed in 1979.

The stadium was in desperate need of a new turf in the early 1990s. However, the Clarksville-Montgomery County school system, which was amidst growth and expansion, indicated it could not afford to be a part of the turf replacement. As a result, Austin Peay agreed to purchase Municipal Stadium from the Stadium Authority in 1993.

Stadia Turf replaced the AstroTurf, which was placed by the Stadium Authority, before 1993 season's start. The playing surface was changed again in 2004, when PolyTurf surfaces were installed on the football field (Mega Grass) and track (PolyTurf WSS 15).

Other than a new scoreboard being erected for the 2007 season, those were the last major upgrades until plans were announced Aug. 20, 2012 to all but replace Governors Stadium when \$16 million was approved by the state for new construction.

A ceremonial demolition of Governors Stadium began following the season-ending Nov. 19 contest against Southeast Missouri. Despite the coldest winter in recent memory, including ice conditions that shut down the University for three days, the construction crew lost just one day of work.

A 3-foot-by-5 foot sinkhole that opened up into a 40-foot crater in May could not deter the project's conclusion.

What resulted is a \$19 million facility that has four levels on its west side. On the lower level is the player locker room, featuring new dark wood lockers with nameplates to recognize some of the donors that made them possible. Also on that level is a players lounge; athletic training room and equipment room.

Fans on levels 3 and 4 find the amenities of club seating and skyboxes – new features to the stadium. The skyboxes, which feature a sports-bar like atmosphere, feature tiered stadium-type seating with up to 22 seats per viewing room. In addition, each skybox has a bar with locations for bar stools, tables and chairs to seat four to six people.

The Governors Stadium skyboxes have sliding glass at the front of the viewing rooms, a push button to control a public address speaker and two television monitors.

The main concourses feature enhanced concession stands along with sport murals created to honor memorable Gobs players and teams, with the hopes more will be created for future stars. The conference champions from 1948 and 1977 have wall spaces as well as the program's only back-to-back eight-win seasons in 1964 and 1965.

Meanwhile, the field itself has been replaced with its fourth artificial turf, Field-Turf XT, manufactured by FieldTurf, a Tarkett Sports Company. The turf, includes the new Governors logo at midfield.

Outside the southwest corner of the stadium, the Hendricks Fox Walk in the Blake Jenkins Plaza lists the names of all lettermen to wear the red and white.

The new stadium also created a revamped tailgating experience in a more central location outside the stadium.

In April 2016, following the Spring Game, a ceremony was held outside the stadium to celebrate its rechristening into Fortera Stadium. Country singer Maggie Rose performed before fans enjoyed a fireworks show.

In March 2017, construction completed on a new weightroom project inside Fortera Stadium. The state-of-the-art facility will service not only Austin Peay football but a host of the department's programs. The new space will free up the weight room in the Dunn Center and houses racks, free weights and treadmills in the facility.

In 2018, additions to the athletic training facility were completed to better care for the student-athletes.

FORTERA STADIUM

Stadium Name	Fortera Stadium
Capacity	8,000
Surface	FieldTurfXT
First Season at Fortera Stadium	1946

TOP 5 ATTENDANCE RECORDS

- 9,428 - Southeast Missouri - Oct. 21, 2017
- 8,812 - UT Martin - Sept. 30, 2017
- 8,214 - Eastern Illinois - Nov. 18, 2017
- 8,152 - Morehead State - Sept. 16, 2017
- 7,507 - Tennessee Tech - Sept. 10, 2016



Austin Peay State University

UNIVERSITY

Name of School..... Austin Peay State University
Location Clarksville, TN 37040
Founded 1927
Enrollment 10,723
President..... Dr. Alisa White
Alma Mater, Year Lee University, 1980
Athletics Director..... Gerald Harrison
Alma Mater, Year Tennessee, 2001
School Colors..... Red and White
Nickname..... Governors
Affiliations NCAA Division I FCS
..... Ohio Valley Conference
Ticket Office Phone 931/221-PEAY (7329)

FORTERA STADIUM

Stadium Name Fortera Stadium
Capacity 8,000
Surface FieldTurfXT
First Season at Fortera Stadium 1946

HISTORY

First Year of Football 1930
Seasons 81
All-Time Record..... 285-536-16

THE STADIUM ON GAME DAY

- Press Will Call is located on the east side of Fortera Stadium and will begin 90 minutes before kickoff.
- Austin Peay provides complimentary food and beverages to credentialed members of the media attending the game.
- Press Parking is located in the at the intersection of Henry and Marion Streets on the Austin Peay campus, next to the east side of Fortera Stadium.

DIRECTIONS TO THE STADIUM

From Interstate 24 (Exit 4)

- Turn onto US-79 West (Wilma Rudolph Blvd.)
- Wilma Rudolph Blvd. becomes College Street
- Turn right on Eighth Street, go two blocks
- Turn left onto Marion Street
- Press Parking is located to the right, with the entrance available prior to the first stop sign (Henry Street).

AUSTIN PEAY ATHLETICS COMMUNICATIONS

MEDIA INFORMATION

CREDENTIALS & PARKING: For games at Fortera Stadium, contact Cody Bush at least 24 hours prior to the game.

INTERVIEWS: All interview requests should be submitted at least 24 hours in advance to the Austin Peay Athletics Communications Office...

- **HEAD COACH:** Head coach Will Healy typically will be available during the week for interviews, as arranged through the Athletics Communications Office.
- **STUDENT-ATHLETES:** All interviews with student-athletes will be scheduled to occur before or after practice in order to accommodate student-athlete's academic schedules. No interviews will be granted the day of a game. Student-athletes should not be contacted directly by the media.
- **POST-GAME:** Head coach Will Healy and requested student-athletes will be conducted postgame after a cooling off period. Media members should provide a list of student-athlete names to Stefan Nolet or another member of the Athletics Communications staff prior to the five-minute mark of the fourth quarter.

ON THE WEB: The 2018 media guide, weekly game notes, statistics and schedules may be found on the internet at www.LetsGoPeay.com, Austin Peay State University's official athletics website.

STAFF DIRECTORY

Name	Title	Email	Phone (931)
Cody Bush	Director	bushc@apsu.edu	221-7561
Colby Wilson	Associate Director	wilsonrc@apsu.edu	221-6561
Stefan Nolet*	Assistant Director	nolets@apsu.edu	221-6562
Dylan Schwartz	Assistant	schwartzd@apsu.edu	221-7904

*-primary football contact

Mailing Address:

APSU Athletics Communications Office
P.O. Box 4515
Clarksville, TN 37044

Shipping Address:

APSU Athletics Communications Office
681 Summer Street
Clarksville, TN 37040



LETSGOPEAY.COM

THE OFFICIAL ATHLETICS WEBSITE OF AUSTIN PEAY

OHIO VALLEY CONFERENCE COMMUNICATIONS

ONLINE PRESS BOX: The OVC Football Online Press Box is a one-stop shop for gathering information about the OVC and its member schools. Media can access it at www.OVCSports.com/footballpressbox or through links at OVCSports.com.

SOCIAL MEDIA: Get breaking news about the OVC by following the OVC through Social Media. Check out the OVC sites at Twitter and Facebook (@OVCSports) and the league's blog at OVCEXtra.com.

WEEKLY NOTES: The OVC will release its Players of the Week each Sunday afternoon throughout the season. The full weekly notes report will be released each Monday throughout the season by 5 p.m. CT. The report is available via e-mail, and is posted on the league's website in text and PDF versions. Statistics are updated after each gameday on the OVC Website.

OVC TELECONFERENCE: During the regular season a weekly teleconference featuring the league's nine head coaches will be held every Tuesday morning at 10 a.m. Central Time. The first teleconference will take place on Tuesday, Aug 28. A schedule of what times coaches will appear weekly is below. For information on how to access the call, please contact Kyle Schwartz.

- **AUSTIN PEAY:** Head coach Will Healy appears on the call at 10:35 a.m. (CT) each week.

STAFF DIRECTORY

Name	Title	Email	Phone (615)
Kyle Schwartz*	Assistant Commissioner	kschwartz@ovc.org	690-6685
Heather Brown	Director	hbrown@ovc.org	690-6687

*-primary football contact



Austin Peay State University
Austin Peay Overall Team Statistics (as of Sep 16, 2018)
All games



Team Statistics	APSU	OPP
SCORING	102	85
Points Per Game	34.0	28.3
Points Off Turnovers	7	9
FIRST DOWNS	56	53
Rushing	34	24
Passing	18	22
Penalty	4	7
RUSHING YARDAGE	904	520
Yards gained rushing	963	590
Yards lost rushing	59	70
Rushing Attempts	118	119
Average Per Rush	7.7	4.4
Average Per Game	301.3	173.3
TDs Rushing	10	6
PASSING YARDAGE	492	480
Comp-Att-Int	40-66-1	45-75-2
Average Per Pass	7.5	6.4
Average Per Catch	12.3	10.7
Average Per Game	164.0	160.0
TDs Passing	4	4
TOTAL OFFENSE	1396	1000
Total Plays	184	194
Average Per Play	7.6	5.2
Average Per Game	465.3	333.3
KICK RETURNS: #-Yards	7-187	7-198
PUNT RETURNS: #-Yards	4-74	4-14
INT RETURNS: #-Yards	2-1	1-28
KICK RETURN AVERAGE	26.7	28.3
PUNT RETURN AVERAGE	18.5	3.5
INT RETURN AVERAGE	0.5	28.0
FUMBLES-LOST	7-3	4-1
PENALTIES-Yards	24-208	17-151
Average Per Game	69.3	50.3
PUNTS-Yards	14-582	19-823
Average Per Punt	41.6	43.3
Net punt average	37.7	37.3
KICKOFFS-Yards	18-927	17-1037
Average Per Kick	51.5	61.0
Net kick average	37.7	38.2
TIME OF POSSESSION/Game	26:35	31:45
3RD-DOWN Conversions	12/37	10/36
3rd-Down Pct	32%	28%
4TH-DOWN Conversions	1/4	1/1
4th-Down Pct	25%	100%
SACKS BY-Yards	3-16	2-8
MISC YARDS	0	0
TOUCHDOWNS SCORED	14	11
FIELD GOALS-ATTEMPTS	1-2	3-3
ON-SIDE KICKS	0-0	0-0
RED-ZONE SCORES	(8-10) 80%	(9-10) 90%
RED-ZONE TOUCHDOWNS	(7-10) 70%	(7-10) 70%
PAT-ATTEMPTS	(13-13) 100%	(8-9) 89%
ATTENDANCE	5166	98701
Games/Avg Per Game	1/5166	2/49350
Neutral Site Games		0/0

Score by Quarters	1st	2nd	3rd	4th	OT	Total
Austin Peay	22	31	21	28	0	102
Opponents	31	33	21	0	0	85



Austin Peay State University
Austin Peay Overall Individual Statistics (as of Sep 16, 2018)
All games



Rushing	gp	att	gain	loss	net	avg	td	lg	avg/g
WILLIAMS, Kentel	1	8	181	0	181	22.6	3	72	181.0
CRAIG, JaVaughn	3	19	177	9	168	8.8	1	49	56.0
OATSVALL, Jeremiah	3	15	185	18	167	11.1	2	55	55.7
TANNER, Ahmaad	3	25	136	4	132	5.3	0	35	44.0
MOMODU, Prince	3	16	112	8	104	6.5	2	66	34.7
NATION, Tre	2	19	79	2	77	4.1	1	17	38.5
ROLLINS-DAVIS, Daryl	2	4	32	2	30	7.5	0	14	15.0
WILSON, DeAngelo	3	5	27	0	27	5.4	0	9	9.0
PARKER, Jay	3	3	19	2	17	5.7	1	19	5.7
MONTGOMERY, DJ	3	2	15	0	15	7.5	0	8	5.0
HARLEY, Baniko	3	1	0	0	0	0.0	0	0	0.0
TEAM	3	1	0	14	-14	-14.0	0	0	-4.7
Total	3	118	963	59	904	7.7	10	72	301.3
Opponents	3	119	590	70	520	4.4	6	72	173.3

Passing	gp	effic	comp-att-int	pct	yds	td	lg	avg/g
CRAIG, JaVaughn	3	144.02	23-37-0	62.2	282	2	54	94.0
OATSVALL, Jeremiah	3	140.14	17-28-1	60.7	210	2	59	70.0
TEAM	3	0.00	0-1-0	0.0	0	0	0	0.0
Total	3	140.19	40-66-1	60.6	492	4	59	164.0
Opponents	3	126.03	45-75-2	60.0	480	4	65	160.0

Receiving	gp	no.	yds	avg	td	lg	avg/g
MONTGOMERY, DJ	3	14	224	16.0	1	54	74.7
WILSON, DeAngelo	3	8	136	17.0	2	59	45.3
HARLEY, Baniko	3	4	23	5.8	0	11	7.7
BROWN, Elijah	3	3	5	1.7	0	3	1.7
TANNER, Ahmaad	3	2	53	26.5	0	40	17.7
NATION, Tre	2	2	16	8.0	0	12	8.0
SOUMARE, Gorel	3	2	12	6.0	0	8	4.0
ALEXANDER, Josh	1	2	10	5.0	0	7	10.0
MOMODU, Prince	3	2	4	2.0	0	2	1.3
WILLIAMS, Kentel	1	1	9	9.0	1	9	9.0
Total	3	40	492	12.3	4	59	164.0
Opponents	3	45	480	10.7	4	65	160.0

Punt Returns	no.	yds	avg	td	lg
WILSON, DeAngelo	3	74	24.7	0	40
TEAM	1	0	0.0	0	0
Total	4	74	18.5	0	40
Opponents	4	14	3.5	0	9

Interceptions	no.	yds	avg	td	lg
JACKSON, Kordell	1	0	0.0	0	0
DAVIS, Rashon	1	1	1.0	0	1
Total	2	1	0.5	0	1
Opponents	1	28	28.0	0	28

Kick Returns	no.	yds	avg	td	lg
WILLIAMS, Kentel	3	80	26.7	0	41
HARLEY, Baniko	3	80	26.7	0	45
ROLLINS-DAVIS, Daryl	1	27	27.0	0	27
Total	7	187	26.7	0	45
Opponents	7	198	28.3	1	92

Fumble Returns	no.	yds	avg	td	lg
Total	0	0	0.0	0	0
Opponents	0	0	0.0	0	0



Austin Peay State University
Austin Peay Overall Individual Statistics (as of Sep 16, 2018)
All games



Scoring	td	fg	PAT				dxp	saf	pts
			kick	rush	rcv	pass			
WILLIAMS, Kentel	4	-	-	-	-	-	-	-	24
BIRCHFIELD, Logan	-	1-2	13-13	-	-	-	-	-	16
MOMODU, Prince	2	-	-	-	-	-	-	-	12
OATSVALL, Jeremiah	2	-	-	-	-	-	-	-	12
WILSON, DeAngelo	2	-	-	-	-	-	-	-	12
CRAIG, JaVaughn	1	-	-	1-1	-	-	-	-	8
PARKER, Jay	1	-	-	-	-	-	-	-	6
MONTGOMERY, DJ	1	-	-	-	-	-	-	-	6
NATION, Tre	1	-	-	-	-	-	-	-	6
Total	14	1-2	13-13	1-1	-	-	-	-	102
Opponents	11	3-3	8-9	0-1	1	1-1	-	-	85

Total Offense	g	plays	rush	pass	total	avg/g
CRAIG, JaVaughn	3	56	168	282	450	150.0
OATSVALL, Jeremiah	3	43	167	210	377	125.7
WILLIAMS, Kentel	1	8	181	0	181	181.0
TANNER, Ahmaad	3	25	132	0	132	44.0
MOMODU, Prince	3	16	104	0	104	34.7
NATION, Tre	2	19	77	0	77	38.5
ROLLINS-DAVIS, Daryl	2	4	30	0	30	15.0
WILSON, DeAngelo	3	5	27	0	27	9.0
PARKER, Jay	3	3	17	0	17	5.7
MONTGOMERY, DJ	3	2	15	0	15	5.0
TEAM	3	2	-14	0	-14	-4.7
Total	3	184	904	492	1396	465.3
Opponents	3	194	520	480	1000	333.3

Field Goals	fg	pct.	01-19	20-29	30-39	40-49	50-99	lg	blk
BIRCHFIELD, Logan	1-2	50.0	0-0	1-1	0-1	0-0	0-0	24	0

FG Sequence	Austin Peay	Opponents
Georgia	37	(34)
Presbyterian	(24)	-
Morehead State	-	(44),(34)

Numbers in (parentheses) indicate field goal was made.

Punting	no.	yds	avg	lg	tb	fc	i20	50+	blk
STUART, Devin	14	582	41.6	54	2	7	2	2	0
Total	14	582	41.6	54	2	7	2	2	0
Opponents	19	823	43.3	63	2	7	5	4	0

Kickoffs	no.	yds	avg	tb	ob	retn	net	ydln
PHILLIPS, Cole	18	927	51.5	2	2			
Total	18	927	51.5	2	2	28.3	37.7	27
Opponents	17	1037	61.0	8	1	26.7	38.2	26



Austin Peay State University
Austin Peay Overall Individual Statistics (as of Sep 16, 2018)
All games



All Purpose	g	rush	rcv	pr	kr	ir	total	avg/g
WILLIAMS, Kent	1	181	9	0	80	0	270	270.0
MONTGOMERY	3	15	224	0	0	0	239	79.7
WILSON, DeAng	3	27	136	74	0	0	237	79.0
TANNER, Ahma	3	132	53	0	0	0	185	61.7
CRAIG, JaVaug	3	168	0	0	0	0	168	56.0
OATSVALL, Jer	3	167	0	0	0	0	167	55.7
MOMODU, Princ	3	104	4	0	0	0	108	36.0
HARLEY, Banik	3	0	23	0	80	0	103	34.3
NATION, Tre	2	77	16	0	0	0	93	46.5
ROLLINS-DAVI	2	30	0	0	27	0	57	28.5
PARKER, Jay	3	17	0	0	0	0	17	5.7
SOUMARE, Gor	3	0	12	0	0	0	12	4.0
ALEXANDER, J	1	0	10	0	0	0	10	10.0
BROWN, Elijah	3	0	5	0	0	0	5	1.7
DAVIS, Rashon	3	0	0	0	0	1	1	0.3
TEAM	3	-14	0	0	0	0	-14	-4.7
Total	3	904	492	74	187	1	1658	552.7
Opponents	3	520	480	14	198	28	1240	413.3



Austin Peay State University
Austin Peay Overall Defensive Statistics (as of Sep 16, 2018)
All games



##	Defensive Leaders	gp	Tackles				Sacks	Pass defense			Fumbles		blkd	
			ua	a	tot	tfl/yds		int-yds	brup	qbh	rcv-yds	ff	kick	saf
36	SCHOLATO, Gunnar	3	7	16	23	2.0-4	1.0-1
1D	DAVIS, Malik	3	16	5	21	2.0-9	.	.	1
5D	WALKER, Pat	3	6	10	16
91	GAYLE, Matthew	3	6	6	12	0.5-1
2D	WILLIAMS, Jaison	3	5	6	11	4.5-21	1.0-8	.	.	1
26	BRYANT, Juanarius	3	3	7	10	1.0-1
7D	BOND, James	3	6	4	10
88	HOWARD, Nate	3	5	4	9	1.5-3	.	.	.	2
55	MALOATA, Austin	3	3	5	8	1.0-1	1	.	.
44	HODGES, Theron	3	1	7	8
13	JACKSON, Kordell	3	8	.	8	.	.	1-0	3
8D	NORMAN, Isaiah	2	4	3	7	.	.	.	2
1L	SHEPARD, Elijah	3	.	7	7
98	TUBMAN, Lloyd	2	1	6	7	0.5-1	.	.	.	1
14	MARKET, Demetrius	3	5	2	7	2.0-11
4D	HOPKINS, Chris	3	2	4	6
17	DAVIS, Rashon	3	6	.	6	.	.	1-1	1
50	BROWN, Corey	3	1	4	5	1.0-7	1.0-7
3D	CUMMINGS, Keawvis	3	1	3	4	.	.	.	1
6D	FRANCIS, Erskine	3	1	2	3
9D	TAYLOR, Trent	3	1	2	3
16	TOBIN, James	2	2	1	3
29	NEWBERRY, Joseph	2	1	1	2
23	JAMES, Derrick	3	2	.	2
92	MOORE, Jaylen	2	.	2	2	0.5-1
96	GRIFFIN, Marquise	3	.	2	2
48	WHITTINGHILL, Shaun	1	.	2	2	0.5-0	1-0	.	.	.
93	SUTTON, Kwame	2	2	.	2	1.0-4
15	PARKER, CJ	3	.	1	1
32	REID, Tyler	2	1	.	1
20	BEDDOE, Evan	3	.	1	1
86	SIMMONS, Corey	3	.	1	1
94	SMITH, Josephus	1	1	.	1	1.0-7
1C	SAULSBERRY, Rodney	1	.	1	1
1K	PHILLIPS, Cole	3	.	1	1
72	SCHMEISSER, Hunter	2	1	.	1
Total		3	98	116	214	19-71	3-16	2-1	8	4	1-0	1	.	.
Opponents		3	81	130	211	10-36	2-8	1-28	9	2	3-0	1	.	.



Austin Peay State University
Austin Peay Team Game-by-Game (as of Sep 16, 2018)
All games



TEAM STATISTICS

Date	Opponent	Rushing				Receiving				Passing				Kick Returns				Punt Returns				tot off
		no.	yds	td	lg	no.	yds	td	lg	cmp-att-int	yds	td	lg	no.	yds	td	lg	no.	yds	td	lg	
Sept 1	at Georgia	29	91	0	14	13	61	0	12	13-21-0	61	0	12	0	0	0	0	0	0	0	0	152
Sep 08	PRESBYTERIAN	50	295	3	49	16	191	0	41	16-26-0	191	0	41	0	0	0	0	1	0	0	0	486
Sep 15	at Morehead State	39	518	7	72	11	240	4	59	11-19-1	240	4	59	7	187	0	45	3	74	0	40	758
		118	904	10	72	40	492	4	59	40-66-1	492	4	59	7	187	0	45	4	74	0	40	1396
Opponents		119	520	6	72	45	480	4	65	45-75-2	480	4	65	7	198	1	92	4	14	0	9	1000

Games: 3 • Avg/rush: 7.7 • Avg/catch: 12.3 • Pass effic: 140.19 • KR avg: 26.7 • PR avg: 18.5 • All purpose avg/game: 552.7 • Total offense avg/gm: 465.3

Date	Opponent	Tackles				Sacks no-yds	Fumble		Pass Defense			blkd kick	PAT Attempts			off		
		ua	a	total	tfl-yds		ff	fr-yds	int-yds	qbh	brup		kick	rush	rcv	saf	t/o	pts
Sept 1	at Georgia	31	38	69	2.0-2	0.0-0	0	1-0	0-0	0	2	0	0-0	0	0	0	0	0
Sep 08	PRESBYTERIAN	24	38	62	6.0-24	0.0-0	1	0-0	1-1	1	0	0	3-3	0	0	0	0	24
Sep 15	at Morehead State	43	40	83	11.0-45	3.0-16	0	0-0	1-0	3	6	0	10-10	1	0	0	7	78
		98	116	214	19.0-71	3.0-16	1	1-0	2-1	4	8	0	13-13	1	0	0	7	102
Opponents		81	130	211	10.0-36	2.0-8	1	3-0	1-28	2	9	0	8-9	0	1	0	9	85

		Punting										Field Goals			Kickoffs				
Date	Opponent	no.	yds	avg	long	blkd	tb	fc	50+	i20	md-att	long	blkd	no.	yds	avg	tb	ob	
Sept 1	at Georgia	8	320	40.0	51	0	0	4	1	0	0-1	0	0	1	47	47.0	0	0	
Sep 08	PRESBYTERIAN	4	168	42.0	54	0	1	2	1	2	1-1	24	0	5	297	59.4	2	1	
Sep 15	at Morehead State	2	94	47.0	48	0	1	1	0	0	0-0	0	0	12	583	48.6	0	1	
		14	582	41.6	54	0	2	7	2	2	1-2	24	0	18	927	51.5	2	2	
Opponents		19	823	43.3	63	0	2	7	4	5	3-3	44	0	17	1037	61.0	8	1	



Austin Peay State University
Austin Peay Opponent Game-by-Game (as of Sep 16, 2018)
All games



OPPONENT STATISTICS

Date	Opponent	Rushing				Receiving				Passing				Kick Returns				Punt Returns				tot off
		no.	yds	td	lg	no.	yds	td	lg	cmp-att-int	yds	td	lg	no.	yds	td	lg	no.	yds	td	lg	
Sept 1	at Georgia	33	284	3	72	21	224	3	59	21-27-0	224	3	59	1	24	0	24	4	14	0	9	508
Sep 08	PRESBYTERIAN	31	85	0	25	12	94	0	15	12-23-1	94	0	15	1	11	0	11	0	0	0	0	179
Sep 15	at Morehead State	55	151	3	21	12	162	1	65	12-25-1	162	1	65	5	163	1	92	0	0	0	0	313
		119	520	6	72	45	480	4	65	45-75-2	480	4	65	7	198	1	92	4	14	0	9	1000
Austin Peay		118	904	10	72	40	492	4	59	40-66-1	492	4	59	7	187	0	45	4	74	0	40	1396

Games: 3 • Avg/rush: 4.4 • Avg/catch: 10.7 • Pass effic: 126.03 • KR avg: 28.3 • PR avg: 3.5 • All purpose avg/game: 413.3 • Total offense avg/gm: 333.3

Date	Opponent	Tackles				Sacks no-yds	Fumble		Pass Defense			blkd kick	PAT Attempts			off		
		ua	a	total	tfl-yds		ff	fr-yds	int-yds	qbh	brup		kick	rush	rcv	saf	t/o	pts
Sept 1	at Georgia	23	36	59	3.0-8	0.0-0	0	1-0	0-0	0	1	0	6-6	0	0	0	0	45
Sep 08	PRESBYTERIAN	31	58	89	5.0-23	1.0-5	0	1-0	0-0	0	3	0	0-0	0	0	0	0	0
Sep 15	at Morehead State	27	36	63	2.0-5	1.0-3	1	1-0	1-28	2	5	0	2-3	0	1	0	9	40
		81	130	211	10.0-36	2.0-8	1	3-0	1-28	2	9	0	8-9	0	1	0	9	85
Austin Peay		98	116	214	19.0-71	3.0-16	1	1-0	2-1	4	8	0	13-13	1	0	0	7	102

		Punting									Field Goals			Kickoffs				
Date	Opponent	no.	yds	avg	long	blkd	tb	fc	50+	i20	md-att	long	blkd	no.	yds	avg	tb	ob
Sept 1	at Georgia	3	165	55.0	63	0	2	1	2	0	1-1	34	0	8	520	65.0	8	0
Sep 08	PRESBYTERIAN	10	373	37.3	48	0	0	3	0	4	0-0	0	0	1	62	62.0	0	1
Sep 15	at Morehead State	6	285	47.5	53	0	0	3	2	1	2-2	44	0	8	455	56.9	0	0
		19	823	43.3	63	0	2	7	4	5	3-3	44	0	17	1037	61.0	8	1
Austin Peay		14	582	41.6	54	0	2	7	2	2	1-2	24	0	18	927	51.5	2	2



Austin Peay State University
Austin Peay Game Superlatives (as of Sep 16, 2018)
All games



INDIVIDUAL GAME HIGHS

Rushes	17	TANNER, Ahmaad vs Presbyterian (Sep 08, 2018)
Yards Rushing	181	WILLIAMS, Kentel at Morehead State (Sep 15, 2018)
TD Rushes	3	WILLIAMS, Kentel at Morehead State (Sep 15, 2018)
Long Rush	72	WILLIAMS, Kentel at Morehead State (Sep 15, 2018)
Pass attempts	18	CRAIG, JaVaughn vs Presbyterian (Sep 08, 2018)
Pass completions	11	CRAIG, JaVaughn vs Presbyterian (Sep 08, 2018)
Yards Passing	127	CRAIG, JaVaughn vs Presbyterian (Sep 08, 2018)
TD Passes	2	CRAIG, JaVaughn at Morehead State (Sep 15, 2018)
	2	OATSVALL, Jeremiah at Morehead State (Sep 15, 2018)
Long Pass	59	OATSVALL, Jeremiah at Morehead State (Sep 15, 2018)
Receptions	10	MONTGOMERY, DJ vs Presbyterian (Sep 08, 2018)
Yards Receiving	114	MONTGOMERY, DJ vs Presbyterian (Sep 08, 2018)
TD Receptions	2	WILSON, DeAngelo at Morehead State (Sep 15, 2018)
Long Reception	59	WILSON, DeAngelo at Morehead State (Sep 15, 2018)
Field Goals	1	BIRCHFIELD, Logan vs Presbyterian (Sep 08, 2018)
Long Field Goal	24	BIRCHFIELD, Logan vs Presbyterian (Sep 08, 2018)
Punts	8	STUART, Devin at Georgia (Sept 1, 2018)
Punting Avg	47.0	STUART, Devin at Morehead State (Sep 15, 2018)
Long Punt	54	STUART, Devin vs Presbyterian (Sep 08, 2018)
Punts inside 20	2	STUART, Devin vs Presbyterian (Sep 08, 2018)
Long Punt Return	40	WILSON, DeAngelo at Morehead State (Sep 15, 2018)
Long Kickoff Return	45	HARLEY, Baniko at Morehead State (Sep 15, 2018)
Tackles	11	DAVIS, Malik at Morehead State (Sep 15, 2018)
Sacks	1.0	WILLIAMS, Jaison at Morehead State (Sep 15, 2018)
	1.0	SCHOLATO, Gunnar at Morehead State (Sep 15, 2018)
	1.0	BROWN, Corey at Morehead State (Sep 15, 2018)
Tackles For Loss	3.5	WILLIAMS, Jaison at Morehead State (Sep 15, 2018)
Interceptions	1	DAVIS, Rashon vs Presbyterian (Sep 08, 2018)
	1	JACKSON, Kordell at Morehead State (Sep 15, 2018)



Austin Peay State University
Austin Peay Game Superlatives (as of Sep 16, 2018)
All games



TEAM GAME HIGHS

Rushes	50	vs Presbyterian (Sep 08, 2018)
Yards Rushing	518	at Morehead State (Sep 15, 2018)
Yards Per Rush	13.3	at Morehead State (Sep 15, 2018)
TD Rushes	7	at Morehead State (Sep 15, 2018)
Pass attempts	26	vs Presbyterian (Sep 08, 2018)
Pass completions	16	vs Presbyterian (Sep 08, 2018)
Yards Passing	240	at Morehead State (Sep 15, 2018)
Yards Per Pass	12.6	at Morehead State (Sep 15, 2018)
TD Passes	4	at Morehead State (Sep 15, 2018)
Total Plays	76	vs Presbyterian (Sep 08, 2018)
Total Offense	758	at Morehead State (Sep 15, 2018)
Yards Per Play	13.1	at Morehead State (Sep 15, 2018)
Points	78	at Morehead State (Sep 15, 2018)
Sacks By	3	at Morehead State (Sep 15, 2018)
First Downs	25	at Morehead State (Sep 15, 2018)
Penalties	15	at Morehead State (Sep 15, 2018)
Penalty Yards	145	at Morehead State (Sep 15, 2018)
Turnovers	2	at Morehead State (Sep 15, 2018)
Interceptions By	1	vs Presbyterian (Sep 08, 2018)
	1	at Morehead State (Sep 15, 2018)
Punts	8	at Georgia (Sept 1, 2018)
Punting Avg	47.0	at Morehead State (Sep 15, 2018)
Long Punt	54	vs Presbyterian (Sep 08, 2018)
Punts inside 20	2	vs Presbyterian (Sep 08, 2018)
Long Punt Return	40	at Morehead State (Sep 15, 2018)



Austin Peay State University
Austin Peay Game Superlatives (as of Sep 16, 2018)
All games



OPPONENT INDIVIDUAL GAME HIGHS

Rushes	19	PAGE, at Morehead State (Sep 15, 2018)
Yards Rushing	72	D. Robertson, at Georgia (Sept 1, 2018)
TD Rushes	1	E. Holyfield, at Georgia (Sept 1, 2018)
	1	D'Andre Swift, at Georgia (Sept 1, 2018)
	1	D. Robertson, at Georgia (Sept 1, 2018)
	1	PAGE, at Morehead State (Sep 15, 2018)
	1	BEASLEY, at Morehead State (Sep 15, 2018)
	1	SMITH, Jovan, at Morehead State (Sep 15, 2018)
Long Rush	72	D. Robertson, at Georgia (Sept 1, 2018)
Pass attempts	23	WALKER, John, vs Presbyterian (Sep 08, 2018)
Pass completions	12	Jake Fromm, at Georgia (Sept 1, 2018)
	12	WALKER, John, vs Presbyterian (Sep 08, 2018)
	12	PAGE, at Morehead State (Sep 15, 2018)
Yards Passing	162	PAGE, at Morehead State (Sep 15, 2018)
TD Passes	2	Jake Fromm, at Georgia (Sept 1, 2018)
Long Pass	65	PAGE, at Morehead State (Sep 15, 2018)
Receptions	4	D'Andre Swift, at Georgia (Sept 1, 2018)
	4	PEARSON, Keith, vs Presbyterian (Sep 08, 2018)
	4	RICHARDS, at Morehead State (Sep 15, 2018)
Yards Receiving	76	HOLDER, at Morehead State (Sep 15, 2018)
TD Receptions	1	Mecole Hardman, at Georgia (Sept 1, 2018)
	1	Riley Ridley, at Georgia (Sept 1, 2018)
	1	Isaac Nauta, at Georgia (Sept 1, 2018)
	1	HOLDER, at Morehead State (Sep 15, 2018)
Long Reception	65	HOLDER, at Morehead State (Sep 15, 2018)
Field Goals	2	FOSTER, at Morehead State (Sep 15, 2018)
Long Field Goal	44	FOSTER, at Morehead State (Sep 15, 2018)
Punts	10	BOLAND, Jackson, vs Presbyterian (Sep 08, 2018)
Punting Avg	55.0	Jake Camarda, at Georgia (Sept 1, 2018)
Long Punt	63	Jake Camarda, at Georgia (Sept 1, 2018)
Punts inside 20	4	BOLAND, Jackson, vs Presbyterian (Sep 08, 2018)
Long Punt Return	9	Ahkil Crumpton, at Georgia (Sept 1, 2018)
Long Kickoff Return	92	TURK, at Morehead State (Sep 15, 2018)
Tackles	14	CAMPBELL, COLBY, vs Presbyterian (Sep 08, 2018)
Sacks	1.0	FISHER, Michael, vs Presbyterian (Sep 08, 2018)
	1.0	TAYLOR, at Morehead State (Sep 15, 2018)
Tackles For Loss	2.0	CAMPBELL, COLBY, vs Presbyterian (Sep 08, 2018)
Interceptions	1	DUNCAN, Brandyn, at Morehead State (Sep 15, 2018)



Austin Peay State University
Austin Peay Game Superlatives (as of Sep 16, 2018)
All games



OPPONENT TEAM GAME HIGHS

Rushes	55	at Morehead State (Sep 15, 2018)
Yards Rushing	284	at Georgia (Sept 1, 2018)
Yards Per Rush	8.6	at Georgia (Sept 1, 2018)
TD Rushes	3	at Georgia (Sept 1, 2018)
	3	at Morehead State (Sep 15, 2018)
Pass attempts	27	at Georgia (Sept 1, 2018)
Pass completions	21	at Georgia (Sept 1, 2018)
Yards Passing	224	at Georgia (Sept 1, 2018)
Yards Per Pass	8.3	at Georgia (Sept 1, 2018)
TD Passes	3	at Georgia (Sept 1, 2018)
Total Plays	80	at Morehead State (Sep 15, 2018)
Total Offense	508	at Georgia (Sept 1, 2018)
Yards Per Play	8.5	at Georgia (Sept 1, 2018)
Points	45	at Georgia (Sept 1, 2018)
Sacks By	1	vs Presbyterian (Sep 08, 2018)
	1	at Morehead State (Sep 15, 2018)
First Downs	22	at Morehead State (Sep 15, 2018)
Penalties	9	at Morehead State (Sep 15, 2018)
Penalty Yards	75	at Morehead State (Sep 15, 2018)
Turnovers	1	at Georgia (Sept 1, 2018)
	1	vs Presbyterian (Sep 08, 2018)
	1	at Morehead State (Sep 15, 2018)
Interceptions By	1	at Morehead State (Sep 15, 2018)
Punts	10	vs Presbyterian (Sep 08, 2018)
Punting Avg	55.0	at Georgia (Sept 1, 2018)
Long Punt	63	at Georgia (Sept 1, 2018)
Punts inside 20	4	vs Presbyterian (Sep 08, 2018)
Long Punt Return	9	at Georgia (Sept 1, 2018)



Austin Peay State University
Austin Peay Passing Game-by-Game (as of Sep 16, 2018)
All games



#30 CRAIG, JaVaughn	Comp	Att	Int	Pct	Yards	TD	Long	Sacked	Effic
Georgia	6	11	0	54.5	36	0	12	0-0	82.04
Presbyterian	11	18	0	61.1	127	0	40	0-0	120.38
Morehead State	6	8	0	75.0	119	2	54	1-3	282.45
TOTALS	23	37	0	62.2	282	2	54	1-3	144.02

#60 OATSVALL, Jerem	Comp	Att	Int	Pct	Yards	TD	Long	Sacked	Effic
Georgia	7	10	0	70.0	25	0	7	0-0	91.00
Presbyterian	5	8	0	62.5	64	0	41	1-5	129.70
Morehead State	5	10	1	50.0	121	2	59	0-0	197.64
TOTALS	17	28	1	60.7	210	2	59	1-5	140.14

#TM TEAM	Comp	Att	Int	Pct	Yards	TD	Long	Sacked	Effic
Morehead State	0	1	0	0.0	0	0	0	0-0	0.00
TOTALS	0	1	0	0.0	0	0	0	0-0	0.00



Austin Peay State University
Austin Peay Rushing/Receiving Game-by-Game (as of Sep 16, 2018)
All games



RUSHING	No-Yds/TD	UGA	PC	MOR
WILLIAMS, Kente RB	8-181/3	DNP	DNP	8-181/3
CRAIG, JaVaughn QB	19-168/1	4-21/0	8-108/1	7-39/0
OATSVALL, Jerem QB	15-167/2	2--6/0	8-56/1	5-117/1
TANNER, Ahmaad RB	25-132/0	6-14/0	17-98/0	2-20/0
MOMODU, Prince RB	16-104/2	4-5/0	10-31/1	2-68/1
NATION, Tre RB	19-77/1	7-9/0	DNP	12-68/1
ROLLINS-DAVIS RB	4-30/0	3-32/0	DNP	1--2/0
WILSON, DeAngel WR	5-27/0	2-16/0	3-11/0	-
PARKER, Jay WR	3-17/1	1-0/0	1--2/0	1-19/1
MONTGOMERY, DJ WR	2-15/0	-	1-7/0	1-8/0
HARLEY, Baniko WR	1-0/0	-	1-0/0	-
TEAM	1--14/0	-	1--14/0	-

RECEIVING	No-Yds/TD	UGA	PC	MOR
MONTGOMERY, DJ WR	14-224/1	2-15/0	10-114/0	2-95/1
WILSON, DeAngel WR	8-136/2	4-25/0	2-22/0	2-89/2
TANNER, Ahmaad RB	2-53/0	-	1-40/0	1-13/0
HARLEY, Baniko WR	4-23/0	2-1/0	1-11/0	1-11/0
NATION, Tre RB	2-16/0	1-4/0	DNP	1-12/0
SOUMARE, Gorel WR	2-12/0	1-4/0	-	1-8/0
ALEXANDER, Josh WR	2-10/0	2-10/0	DNP	DNP
WILLIAMS, Kente RB	1-9/1	DNP	DNP	1-9/1
BROWN, Elijah TE	3-5/0	-	1-2/0	2-3/0
MOMODU, Prince RB	2-4/0	1-2/0	1-2/0	-