

AUSTIN PEAY STATE UNIVERSITY



# GOVERNORS

FOOTBALL

2015 MEDIA GUIDE



# GOVERNORS FOOTBALL

## 2015 MEDIA GUIDE

### TABLE OF CONTENTS

#### INTRODUCTION

Quick Facts .....	IFC
Table of Contents .....	1
Clarksville, Tennessee .....	2
About Austin Peay .....	3
The Ohio Valley Conference.....	4-5
Governors Stadium .....	6-7
Rosters.....	8-9
Regular-Season/Tournament Schedules .....	10

#### COACHES AND STAFF

Head Coach Kirby Cannon.....	12-13
Assistant Coach Josh Richards .....	14
Assistant Coach Bobby Brockley.....	15
Assistant Coach Leron Eaddy.....	16
Assistant Coach Marcus Gildersleeve .....	17
Assistant Coach Brandon Jordan.....	18
Assistant Coach Jason Palermo .....	19
Assistant Coach J.D. Sellers .....	20
Assistant Coach Kyran Weaver.....	21
Frank Ketcham, Buddy Mitchell, Dustin Jones, Seth Billings.....	22

#### THE GOVERNORS

Leon Alexander, Demarion Allen, Mikal Ballard, Jared Beard.....	24
Christian Berry, Logan Birchfield, Lamarcus Boales, Darrien Boone .....	25
James Bond, Malik Boynton, Jermer Braswell, Dallin Bridges.....	26
Brad Brown, Byron Carver, Zack Case, Chad Cessna, Nolan Chowbay .....	27
James Coleman, Rashaan Coleman, Mikhail Creech.....	28
Mikhail Creech, Juwan Davis, Taye Davis .....	29
Brady Dorris, Coty Eans, Antwon Edmondson, Max Ewoldt, Zeandre Floyd .....	30
Jaylen Flye-Sadler, Dontavious Fort-Merriweather, Julian Franklin, Marvin Franklin .....	31
Bernard Gauldin, Otis Gerron, Jarrett Giacchino, Byron Glass.....	32
Laron Golden, Franklin Green, Malik Harris, Andrew Hedger .....	33
Michael Hoover, John Houston Jr., Jim Irwin .....	34
Donovan Jackson, Jamel Jackson, Branden Johnson, Darryl Johnson .....	35
Devon Jones, Jerome Jones, Hunter Lane.....	36
Benedict Louis, Mickey Macius, Connor Massey .....	37
Nicholis Matière-Bey, Nico Mays, Isaiah McDaniel .....	38
Tyler Miles, Jeremiah Mitchell, Timarious Mitchell .....	39
Kyran Moore, Trevor Morehead, Kendall Morris, Tay Mullins.....	40
Adam Noble, Roderick Owens .....	41
Jule Pace, Steven Pappadakes, Taylor Parris.....	42
DeKeivis Perry, Alex Price, Gino Roberson .....	43
Justin Roberson, Zach Roberts, Ryan Rockenseuss .....	44
Trey Salisbury, Mykhael Sanford, Hunter Schmeisser .....	45
Tyler Schneider, Blake Schnieders, Gunnar Scholato, Ethan Self .....	46
Carliss Settles, Ryan Sinkler, Trent Story, Devin Stuart.....	47
Zach Stuart, Jaleel Stubbs, Trey Taylor .....	48
Corey Teague, Emmitt Thomas, Wesley Thomas.....	49
Evan Toby, Antonio Turner.....	50
David Wall, Kyle Wallace, Damien Whitfield .....	51
Shaun Whittinghill, Arthur Williams, B.J. Wilson .....	52

#### 2014 IN REVIEW

2014 Ohio Valley Conference in Review .....	53
2014 Statistics.....	54-56
2014 Superlatives.....	57-58
2014 Game-by-Game Statistics .....	59-60

#### RECORDS & HISTORY

Postseason Conference Honors/All-Conference Honors by Year .....	62
All-America Honorees.....	63
Academic Honors .....	64
Retired Jerseys/Hall of Fame Members .....	65
Governors in Professional Football .....	66
Austin Peay Records.....	67-69
Single Season Leaders .....	70-73
Individual Year-by-Year Leaders .....	74-77
Individual Career Leaders .....	78-82
Team Single Season Leaders .....	83-85
Governors Coaches .....	86
Annual Summaries.....	87
Year-by-Year Results.....	88-92
1948 Governors (VSAC Champions).....	88
1977 Governors (OVC Champions) .....	90
Overtime Games .....	91
Series Summaries.....	93
Series Histories .....	94-97
All-Time Roster.....	98-103

THE CITY OF  
**CLARKSVILLE**<sup>TM</sup>  
TENNESSEE'S TOP SPOT

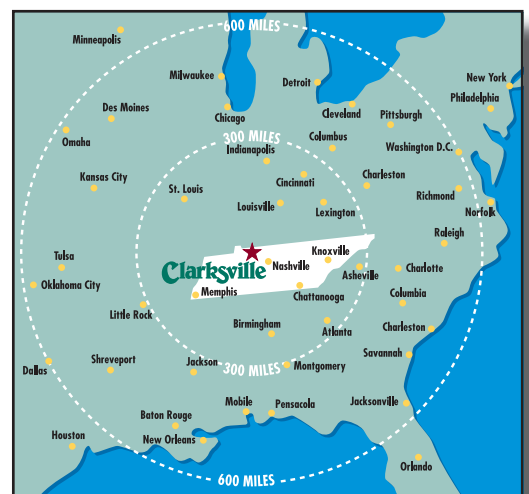


Clarksville is a vibrant community located in Middle Tennessee, directly off of Interstate 24, 40 miles northwest of Nashville and Nashville International Airport (BNA).

The fifth-largest city in Tennessee, Clarksville is the ninth-fastest growing city in the nation.

The Land Between the Lakes national recreation area is located 40 miles west of Clarksville and offers a wide range of recreational activities.

Clarksville is located within 300 miles of Atlanta, Birmingham, Cincinnati, Indianapolis, Louisville, Memphis, Nashville and St. Louis and it is less than 500 miles from the sandy shores of the Gulf Coast.



## AUSTIN PEAY STATE UNIVERSITY

Austin Peay State University is a comprehensive, state-assisted university with a distinguished tradition in liberal and professional education. The institution is named in honor of Austin Peay, Tennessee's governor from 1924 until 1927, the year APSU was founded.

The university is located in Clarksville, Tenn., just 45 minutes northwest of Tennessee's capital, Nashville, on Interstate 24. One of the South's most historic cities, Clarksville also is Tennessee's fastest growing city and one of the 10 fastest growing cities in the United States according a 2013 U.S. Census Bureau Report.

Situated on gently rolling terrain near picturesque downtown Clarksville, Austin Peay's main campus consists of 68 buildings on 169 acres. The classical Georgian architecture of the Austin Peay campus is combined with newer buildings. This blend provides a link with the past while reflecting the academic excellence and dignity of an institution of higher learning.

The newest building additions to the main campus are the Hemlock Semiconductor Building, Foy Fitness and Recreation Center, Sundquist Science Complex and the Morgan University Center, each opening for

use since 2001. The Hemlock Semi-

conductor Building houses the chemical engineering technology (CET) associate degree program and laboratory. The \$11-million Foy Center, features a rock-climbing wall and 10,000 square feet of fitness space and other amenities for the student body. The Sundquist Complex is one of the South's premier science education facilities and represents the largest capital appropriation ever in Tennessee for a single classroom building. The new Morgan University Center is located in the heart of the campus and features a cybercafe, meeting rooms, a food court, coffee shop, ballroom and lounges for Austin Peay students.

Austin Peay's campus has been the site of seven educational institutions since 1806. The campus was occupied by Southwestern Presbyterian University (now Rhodes College) for 50 years until 1925 when the school moved to Memphis. Austin Peay was founded two years later as a two-year normal school to train teachers for the region. Austin Peay has grown over the years to take its place among the finest mid-sized four-year universities in the nation.

Austin Peay Normal School became a four-year college in 1941-42, and university status was conferred Sept. 1, 1967.

Austin Peay currently enrolls more than 10,000 students from every region of Tennessee, most of the 50 states and several foreign countries.

Those students can choose from more than

50 majors in associate, bachelor's, master's and education specialist's degrees with additional areas of concentration. Courses are offered in arts and sciences, business, education, engineering technology, nursing and human services. Graduate studies also are offered in several areas. In addition, numerous online courses are offered each semester.

A state leader in public service, Austin Peay State University has more than 750 employees. Engaged in the most modern teaching techniques and research are nearly 280 full-time faculty members, 90 percent of whom hold the earned doctorate or appropriate terminal degrees in their disciplines.

# AP Austin Peay State University



## THE OHIO VALLEY CONFERENCE

Now in its 68th year, the Ohio Valley Conference continues to build on the success that has made it the nation's eighth-oldest NCAA Division I conference.

In May 2011 the Conference expanded for the second time in four years, adding Belmont University which began competition in the 2012-13 academic year. The addition of Belmont gave the OVC 12 members, the most the league has had at one time in its illustrious history. The move added a second team in the city of Nashville and was the first addition to the league since Southern Illinois University Edwardsville joined in 2008. Subsequently, the league has shown its stability over the past decade, seeing only one member institution depart over the past 15 years.

The 2009-10 school year saw a change in leadership as Beth DeBauche was named the seventh full-time Commissioner in league history on July 28, 2009. The last three commissioners of the OVC have moved onto jobs as the commissioner of the Big Ten, Big 12 and the Mid-American Conferences.

The OVC's proud history dates back to 1948, but seeds for the new league were actually planted in 1941. It was then that Roy Stewart, the athletics director at Murray State, Charles "Turkey" Hughes, the athletics director at Eastern Kentucky, and Kelly Thompson, the public relations director at Western Kentucky, first broached the idea of forming a new conference. Discussions were put on hold by World War II, but reemerged February 27-28, 1948 at the Kentucky Hotel in Louisville as the three original institutions combined with Morehead State, Louisville and Evansville to form the OVC.

In the 1950s, the OVC became a pioneer on a much more significant scale socially. During times of racial segregation, league member Morehead State became one of the first non-traditionally black mid-southern institutions to accept a black student. In 1958 Marshall Banks earned athletically-related aid at Morehead, which signed a second black athlete, Howard Murphy, a year later. In 1961 Murphy earned all-conference recognition as a halfback in football. With racial barriers broken, the rest of the institutions in the league began to provide educational and athletic opportunities to African-Americans.

After Title IX legislation passed in 1972, women's athletics began a rebirth on the national scene as the NCAA began sponsoring and marketing women's sports. Recognizing the need to provide increased opportunities for female athletes, the OVC began formulating plans for women's athletics in 1975 and established women's championships in the sports of basketball, tennis and track in 1977, with cross country and volleyball added over the next four years. Those sports were initially governed by the Association of Intercollegiate Athletics for Women (IAIW), but the overall strength of women's programs in the league was demonstrated by the automatic bids the OVC instantly received when the NCAA became the governing body in 1982. The conference added women's golf and softball in 1994 and women's soccer in 1998.

Through the past 67 years, 15 teams have won or shared the league's football title. The list is led by Eastern Kentucky, winner of 21 outright or shared football crowns, which is tied for the most in Football Championship Subdivision history (with Massachusetts). Among OVC teams, former member Middle Tennessee is next with 11 titles, followed by Tennessee Tech with 10, and Murray State and former member Western Kentucky with eight apiece. Eastern Illinois has claimed seven football crowns and Jacksonville State has four, while Morehead State, Tennessee State and former members Evansville and East Tennessee State have captured two apiece. Austin Peay, Southeast Missouri, UT Martin and former member Youngstown State

have one title apiece.

Murray State and Evansville tied for the initial football championship, and the Racers participated in the first-ever bowl game by an OVC team, tying Sul Ross State 21-21 in the 1948 Tangerine Bowl. From 1948 to 1975, OVC teams played in 15 bowl games, winning eight of them. Eastern Kentucky and Western Kentucky were also participants in the NCAA Division II playoffs in the early and mid-1970s prior to the NCAA's reclassification of football programs into Division I-AA. The term "I-AA" lasted until the end of the 2006 season when it was changed to Division I Football Championship Subdivision (FCS).

The first Division I-AA/FCS football playoff was held in 1978 with only four teams, which is the only year through present day that the OVC did not field a playoff representative. In 1979, four of the nation's top teams were invited to the playoffs, and two of them - Eastern Kentucky and Murray State - were from the OVC. Murray dropped its semifinal game to Lehigh, but the Colonels nipped Nevada-Reno in double overtime and claimed the national championship a week later with a 30-7 victory over Lehigh. EKU was coached by former All-America quarterback Roy Kidd, who was in his 16th year at the helm of his alma mater and who skippered the Colonels to a second national title three years later. Following the 2002 season, Kidd retired after 39 years at EKU; upon retirement, he ranked sixth all-time among Division I coaches with 315 victories, earning him a spot in the College Football Hall of Fame. EKU's now 21 FCS playoff appearances are the second for the most all-time (behind only Montana's 23 berths).

In addition to Kidd, other coaching legends in the OVC include Charles "Bubber" Murphy, who coached at Middle Tennessee from 1947-1968, Western Kentucky's Jimmy Feix (1968-83), Wilburn Tucker (1954-67) and Don Wade (1968-82) of Tennessee Tech, Bill Ferguson (1967-77) of Murray State, Guy Penny (1959-67) of Morehead State and Boots Donnelly (1977-78 at Austin Peay; 1979-1998 at Middle Tennessee). Following the 2011 season Eastern Illinois head coach Bob Spoo retired after 25 years at the school (the last 16 as members of the OVC). In his time as an OVC coach he compiled 92 total victories (fifth-most in league history) and 68 OVC wins (fourth-most in league history) and was inducted into the OVC Hall of Fame in 2012.

A sampling of former OVC football stars, some of whom were All-Americans during their collegiate careers before achieving stardom at the professional ranks, include Jim Youngblood and Larry Schreiber (Tennessee Tech), Phil Simms (Morehead State), Virgil Livers and Dale Lindsey (Western Kentucky), Myron Guyton and Chad Bratzke (Eastern Kentucky), Cortland Finnegan (Samford) and Tony Romo and Jimmy Garoppolo (Eastern Illinois). In 2008, former Tennessee State standout Dominique Rodgers-Cromartie became just the fourth NFL First Round draft pick in OVC history when he was selected 16th overall by the Arizona Cardinals. He would break into the starting lineup halfway through his rookie season and started at cornerback for the Cardinals in Super Bowl XLIII.

The 2007 season marked a return to scholarship football and the OVC for the Austin Peay Governors. Following the 1996 season the Governors dropped scholarship football and competed as both an independent (1997-00, 2006) and as a member of the Pioneer Football League (2001-05).

The 2007 season also brought new vernacular to the Ohio Valley Conference and the division formerly known as I-AA. Beginning with the 2006 National Championship game the term I-AA was changed to NCAA Football Championship Subdivision (FCS) in a decision by the Division I Board of Directors. The new label was chosen to communicate in a positive and clear manner the unique differences



## THE OHIO VALLEY CONFERENCE

between Division I football categories (chiefly, the post-season opportunity) while still defining them within the Division I experience. The FCS includes programs that compete in an effort to participate in the NCAA championship postseason structure (one of 89 NCAA national championships) as opposed to the Football Bowl Subdivision (FBS) which competes in an effort to participate in the postseason bowl system (the 41 NCAA-licensed events which includes the Bowl Championship Series).

In 2010 Southeast Missouri State, picked to finish seventh in the pre-season poll, compiled a 7-1 Conference record on the way to its first OVC Championship since joining the league in 1991. Overall the Redhawks were 9-2 during the regular season and earned a berth in the FCS Playoffs, its first playoff berth at any level in the program's 104-year history. Southeast would lose to eventual national champion Eastern Washington in the second round of the playoffs. Head coach Tony Samuel capped the year by winning the Sports Network's Eddie Robinson Award, given to the National Coach of the Year. Samuel was the second OVC coach to win the award (joining Murray State's Houston Nutt who won the award in 1995).

For only the second time in league history in 2011, three teams shared the OVC football championship, as Eastern Kentucky, Jacksonville State and Tennessee Tech finished with 6-2 records. The only other time in league history more than two champions were crowned at the end of the year was 1962 (when four teams shared the crown).

In 2012 Eastern Illinois became just the fourth football team in OVC history to go from worst-to-first in winning the OVC Championship. The Panthers were led by head coach Dino Babers who became just the fourth first-year head coach to win an OVC Championship (joining

Boots Donnelly in 1977, Jason Simpson in 2006 and Dean Hood in 2008 – Jacksonville State head coach John Grass would become the fifth coach to achieve that feat in 2014). During the year Eastern Illinois junior wide receiver Erik Lora shattered the FCS single-season receptions record, hauling in 136 passes in 12 games; that mark was 13 more than the previous NCAA record and 44 more than the previous OVC mark.

In 2013 Eastern Illinois repeated as OVC Champions behind Walter Payton Award winner Jimmy Garoppolo. The quarterback became just the second OVC player to earn the National Player of the Year Award, joining former EIU signal caller Tony Romo (2002). Garoppolo passed for 5,050 yards (second most in NCAA single-season history) and 53 touchdowns (fourth in NCAA history) in leading the Panthers to a 12-2 record and berth to the quarterfinals of the FCS Playoffs. Garoppolo was drafted by the New England Patriots in the second round of the 2014 NFL Draft, becoming just the fifth OVC player selected in that round and just the fifth OVC quarterback ever selected (and first since 1998).

The 2013 season saw the OVC snap a 19-game playoff losing streak dating back to the 2000 season. Tennessee State shutout Butler (marking the first OVC road playoff victory since 1986) to snap the streak while later that day Jacksonville State smashed Samford in the first round. A week later Eastern Illinois beat Tennessee State while Jacksonville State won at McNeese State to each advance to the quarterfinals; that marked the first time the OVC put two teams in the quarterfinals in the same season since 1991. Overall the four total playoff wins in the same season established a new OVC record.

## OHIO VALLEY CONFERENCE STAFF



**Beth DeBauche**  
Commissioner



**Brad Walker**  
Assistant Commissioner  
for Operations



**Scott Krapf**  
Assistant Commissioner  
for Championships



**Kyle Schwartz**  
Assistant Commissioner  
for Media Relations



**Brian Pulley**  
Assistant Commissioner  
for External Affairs



**Stephanie Castera**  
Assistant Commissioner  
for Institutional Services



**Heather Brown**  
Director of  
Media Relations



**Bryce Robinson**  
Compliance and  
Digital Media



**Jon Kuka**  
OVC/IMG  
Sports Marketing



**Jim Jackson**  
Coordinator of  
Football Officiating

# GOVERNORS STADIUM



## GOVERNORS STADIUM



***For nearly seven decades, Governors Stadium has served as the home of Austin Peay State University football along with the University's track and field teams.***

Clarksville and Governors athletics received a boost in 1946, when the city of Clarksville opened its new Municipal Stadium at the then-edge of the former Austin Peay State College. The stadium became the home field for local schools and APSC for football games and track events.

The city maintained its ownership and operation of the Municipal Stadium until 1970. In that year, as a result of a cooperative agreement between Austin Peay, the county officials and the city officials, the city conveyed title to one-third of the stadium to the State of Tennessee for the university. The other one-third went to Montgomery County.

Austin Peay, Montgomery County, and the city of Clarksville were authorized to appropriate funds to the newly created Stadium Authority for constructing, remodeling and operating the stadium, including adding east side seating. The members of the Stadium Authority were appointed by the county and by the university.

In addition, the natural grass surface—because it was being used by the local schools and Governors alike—was replaced by AstroTurf and the east side two-level press box was constructed in 1979.

The stadium was in desperate need of a new turf in the early 1990s. However, the Clarksville-Montgomery County school system, which was amidst growth and expansion, indicated it could not afford to be a part of the turf replacement. As a result, Austin Peay agreed to purchase Municipal Stadium from the Stadium Authority in 1993.

Stadia Turf replaced the AstroTurf, which was placed by the Stadium Authority, before 1993 season's start. The playing surface was changed again in 2004, when Polytan surfaces were installed on the football field (Mega Grass) and track (Polytan WSS 15).

Other than a new scoreboard being erected for the 2007 season, those were the last major upgrades until plans were announced Aug. 20, 2012 to all but replace Governors Stadium when \$16 million was approved by the state for new construction.

A ceremonial demolition of Governors Stadium began following the season-ending Nov. 19 contest against Southeast Missouri. Despite the coldest winter in recent memory, including ice conditions that shut down the University for three days, the construction crew lost just one day of work.

A 3-foot-by-5 foot sinkhole that opened up into a 40-foot crater in May could not deter the project's conclusion.

What resulted is a \$19 million facility that has four levels on its west side. On the lower level is the player locker room, featuring new dark wood lockers with nameplates to recognize some of the donors that made them possible. Also on that level is a players lounge; athletic training room and equipment room.

Fans on levels 3 and 4 find the amenities of club seating and skyboxes – new features to the stadium. The skyboxes, which feature a sports-bar like atmosphere, feature tiered stadium-type seating with up to 22 seats per viewing room. In addition, each skybox has a bar with locations for bar stools, tables and chairs to seat four to six people.

The Governors Stadium skyboxes have sliding glass at the front of the viewing rooms, a push button to control a public address speaker and two television monitors.

Coaches offices and a new weight room are on the horizon for Phase II of the project.

The main concourses will feature enhanced concession stands along with sport murals created to honor memorable Govs players and teams, with the hopes more will be created for future stars. The conference champions from 1948 and 1977 have wall spaces as well as the program's only back-to-back eight-win seasons in 1964 and 1965.

Meanwhile, the field itself has been replaced with its fourth artificial turf, FieldTurf XT, manufactured by FieldTurf, a Tarkett Sports Company. The turf, includes the new Governors logo at midfield. A new track also will greet the Ohio Valley Conference Outdoor Track and Field championships next May.

Outside the southwest corner of the stadium, the Hendricks Fox Walk in the Blake Jenkins Plaza lists the names of all lettermen to wear the red and white.

The new stadium also created a revamped tailgating experience in a more central location outside the stadium.

## 2015 NUMERICAL ROSTER

No.	Ltr.	Name	Pos.	Ht.	Wt.	Class	Hometown/Previous School
1	**	Roderick OWENS	DB	5-11	184	Jr.	Memphis, Tenn. (Whitehaven HS)
1	*	Jared BEARD	WR	6-0	206	So.	Murfreesboro, Tenn. (Lancaster Christian Acad.)
2	*	Malik BOYNTON	DB	5-11	190	So.	Detroit, Mich. (Melvindale HS)
3		Jermer BRASWELL	WR	6-1	204	So.	Delray Beach, Fla. (Lake Worth HS)
3	*	Kyran MOORE	CB	5-10	155	So.	Bessemer, Ala. (McAdory HS)
4	*	Darrien BOONE	QB	6-2	196	So.	Chicago, Ill. (Hales Franciscan HS/CMU)
4		Leon ALEXANDER	DB	6-0	204	R-So.	Detroit, Mich. (Martin Luther King HS/Ohio)
5		Antwon EDMONDSON	WR	5-10	137	Fr.	Nashville, Tenn. (Maplewood HS)
5	*	DeKeivis PERRY	DB	5-9	176	So.	Nashville, Tenn. (Father Ryan HS)
6		Malik HARRIS	TE	6-5	272	R-Fr.	Omaha, Neb. (Omaha Central HS/Illinois State)
6		Mykhael SANFORD	S	5-9	195	Fr.	Daphne, Ala. (Daphne HS)
7	*	Mickey MACIUS	QB	6-2	200	So.	Arlington Heights, Ill. (La Lumiere School (Ind.))
7		Byron CARVER	DE	6-2	255	R-Fr.	Bowling Green, Ky. (Warren Central HS)
8	*	Trey TAYLOR	QB	6-3	215	R-Sr.	Cordova, Tenn. (Houston HS/Central Arkansas)
8		Donovan JACKSON	DB	5-9	170	Jr.	Detroit, Mich. (Loyola HS/Minnesota West CC)
9		LaRon GOLDEN	WR	6-0	211	So.	Gary, Ind. (Bowman Academy)
9		Devin STUART	DB	5-11	172	Fr.	Kingsport, Tenn. (Dobyns-Bennett HS)
10	**	Justin ROBERSON	RB	5-9	199	Jr.	Germantown, Tenn. (Germantown HS)
10	*	Coty EANES	DB	5-8	165	Jr.	Savannah, Tenn. (Hardin County HS)
11	*	Demarion ALLEN	DB	5-9	191	So.	Flint, Mich. (Carman-Ainsworth HS)
11		Zeandre FLOYD	WR	5-9	159	Fr.	Clarksville, Tenn. (West Creek HS)
12	**	Timarious MITCHELL	QB	6-0	205	R-Jr.	Memphis, Tenn. (Whitehaven HS)
12		Dontavious FORT-MERRIWEATHER	DB	5-10	175	R-Fr.	Clarksville, Tenn. (Northeast HS)
13	**	Mikhail CREECH	DB	6-2	207	Sr.	Chattanooga, Tenn. (Ooltewah HS)
14		Jamel JACKSON	DB	5-9	177	So.	Cocoa, Fla. (Cocoa HS)
15	*	Wesley THOMAS	WR	6-0	208	So.	South Bend, Ind. (Clay HS)
16	*	Zach STUART	LB	6-2	212	So.	Knoxville, Tenn. (West HS)
17	*	Jeremiah MITCHELL	S	6-1	211	So.	Matteson, Ill. (Rich Central HS)
17		Tay MULLINS	QB	5-9	217	Jr.	Marietta, Ga. (South Cobb HS/North Carolina A&T)
18	**	Damien WHITFIELD	DB	6-1	183	Jr.	McCalla, Ala. (McAdory HS)
19		Nolan CHOWBAY	QB	6-2	174	Fr.	Mt. Juliet, Tenn. (Mt. Juliet HS)
20		Carliss SETTLES	DB	5-9	174	Fr.	Cordova, Tenn. (Harding Academy)
21	**	Rashaan COLEMAN	WR/RB	5-9	188	Jr.	Portage, Ind. (Portage HS)
22		Kendall MORRIS	RB	5-10	188	R-Fr.	St. Peters, Mo. (Francis Howell Central HS)
23	*	Devon JONES	S	6-3	210	Jr.	East St. Louis, Ill. (Lake County (Tenn.) HS)
24	*	Otis GERRON	RB	5-10	204	So.	Burns, Tenn. (Dickson County HS)
25		Isaiah MCDANIEL	DB	5-10	195	R-Fr.	Knoxville, Tenn. (Bearden HS/Tennessee)
26		Kyle WALLACE	DB	5-11	195	Fr.	Chicago, Ill. (Hales Franciscan HS)
27	*	David WALL	DB	5-9	202	So.	Hammond, Ind. (Morton HS)
28		Taye DAVIS	RB	6-3	237	Fr.	Lebanon, Tenn. (Lebanon HS)
29		Mikal BALLARD	WR	5-11	177	Fr.	Louisville, Ky. (Seneca HS)
31		Jaleel STUBBS	RB	5-9	182	Fr.	Woodlawn, Tenn. (Clarksville Academy)
32	**	Julian FRANKLIN	RB	5-9	196	Jr.	Fairview, Tenn. (Fairview HS)
33		Jerome JONES	TE	5-9	195	R-So.	Clarksville, Tenn. (Northeast HS/Bethel)
34		Marvin FRANKLIN	RB	5-11	176	Fr.	Brownstown, Mich. (Oscar A. Carlson HS)
35		Christian BERRY	RB	5-7	169	Fr.	Clarksville, Tenn. (Fort Campbell HS)
36		Gunnar SCHOLATO	LB	6-2	230	R-Fr.	Hendersonville, Tenn. (Pope John Paul II HS/WKU)
37		Jarrett GIACCHINO	LS	6-2	208	Fr.	Bourbonnais, Ill. (Bradley-Bourbonnais Community HS)
38		Dallin BRIDGES	RB	5-8	237	R-So.	Clarksville, Tenn. (Clarksville HS/Alderson-Broadbudd)
39		James BOND	S	5-11	181	Fr.	Jackson, Tenn. (Trinity Christian Academy)
40	***	Corey TEAGUE	DE	6-0	256	Sr.	LaVergne, Tenn. (Ezell Harding HS)
41	*	Benedict LOUIS	LB	5-11	236	So.	Marietta, Ga. (Lassiter HS)
42	**	Evan TOBY	PK	6-0	163	R-Jr.	Maryville, Tenn. (Maryville HS)
43	*	Tyler SCHNEIDER	DE	6-3	231	So.	Hainesport, N.J. (Rancocas Valley Regional HS)
44	*	Nicholis MATIERE-BEY	DT	6-0	283	So.	Flint, Mich. (Flint Southwestern Academy)
45	***	Adam NOBLE	LB	6-2	224	R-Sr.	Springfield, Mo. (Glendale HS)
46		Brad BROWN	LB	6-1	222	R-So.	Windermere, Fla. (West Orange HS/Stetson)
47		Shaun WHITTINGHILL	DE	6-4	226	Fr.	Louisville, Ky. (Moore Traditional School)
48		Emmitt THOMAS	LB	5-10	223	Fr.	Memphis, Tenn. (Harding Academy)
49		Trent STORY	LB	6-0	204	Fr.	Binghamton, N.Y. (Maine-Endwell HS)
50	**	Antonio TURNER	LB	6-1	221	Jr.	Louisville, Ky. (Western HS)
53		Arthur WILLIAMS	LB	6-0	225	Fr.	Chicago, Ill. (Kernwood Academy)
54		Lamarcus BOALES	DT	6-0	332	R-Fr.	Lexington, Tenn. (Lexington HS)
55		Ethan SELF	OL	6-2	287	Fr.	Melbourne, Fla. (Melbourne Central Catholic HS)
60		Darryl JOHNSON	OL	6-3	302	So.	Flint, Mich. (Carman-Ainsworth HS)
61		Ryan SINKLER	OL	6-1	297	Jr.	Kansas City, Mo. (Bishop Miege HS/Coffeyville CC)
62		Brady DORRIS	OL	6-2	299	R-Fr.	Greenbrier, Tenn. (Greenbrier HS)

## ALPHABETICAL

No.	Name	Pos.
4	Leon ALEXANDER	DB
11	Demarion ALLEN	DE
29	Mikal BALLARD	WR
1	Jared BEARD	WR
35	Christian BERRY	RB
85	Logan BIRCHFIELD	K/P
54	LaMarcus BOALES	DT
39	James BOND	DB
4	Darrien BOONE	QB
2	Malik BOYNTON	DB
3	Jermer BRASWELL	WR
38	Dallin BRIDGES	RB
46	Brad BROWN	LB
7	Byron CARVER	DE
65	Zack CASE	OL
73	Chad CESSNA	OL
19	Nolan CHOWBAY	QB
88	James COLEMAN	TE
21	Rashaan COLEMAN	RB/WR
13	Mikhail CREECH	DB
83	Juwan DAVIS	WR
28	Taye DAVIS	RB
62	Brady DORRIS	OL
5	Antwon EDMONDSON	WR
10	Coty EANES	DB
69	Max EWOLDT	OL
11	Zeandre FLOYD	WR
78	Jaylen FLYE-SADLER	OL
12	Dontavious FORT-MERRIWEATHER	DB
32	Julian FRANKLIN	RB
34	Marvin FRANKLIN	RB
79	Bernard GAULDIN	OL
24	Otis GERRON	RB
37	Jarrett GIACCHINO	LS
67	Byron GLASS	OL
9	LaRon GOLDEN	WR
74	Franklin GREEN	OT
6	Malik HARRIS	TE
89	Andrew HEDGER	TE
87	Michael HOOVER	TE
92	John HOUSTON Jr.	DL
97	Jim IRWIN	TE
8	Donovan JACKSON	DB
14	Jamel JACKSON	DB
98	Branden JOHNSON	DT
60	Darryl JOHNSON	OL
23	Devon JONES	S
33	Jerome JONES	TE
93	Hunter LANE	DL
41	Benedict LOUIS	LB
7	Mickey MACIUS	QB
63	Connor MASSEY	OL
44	Nicholis MATIERE-BEY	DT
76	Nico MAYS	OT
25	Isaiah MCDANIEL	DB
70	Tyler MILES	OG
17	Jeremiah MITCHELL	LB
12	Timarious MITCHELL	QB
3	Kyran MOORE	CB
94	Trevore MOREHEAD	DL
22	Kendall MORRIS	RB
17	Tay MULLINS	QB
45	Adam NOBLE	LB
1	Roderick OWENS	CB
71	Jule PACE	DL
91	Steven PAPPADAKES	DE

## 2015 NUMERICAL ROSTER

63	Connor MASSEY	OL	6-5	325	Fr.	Ozark, Mo. (Ozark HS)
65	Zack CASE	OL	6-4	276	Fr.	Gallatin, Tenn. (Gallatin HS)
67	Byron GLASS	OL	6-2	286	Fr.	Acworth, Ga. (Harrison HS)
69	* Max EWOLDT	OL	6-5	316	R-So.	Blaine, Tenn. (Grainger HS)
70	** Tyler MILES	OL	6-3	321	R-Jr.	Johnson City, Tenn. (Science Hill HS)
71	* Jule PACE	DE	6-1	284	So.	Clarksville, Tenn. (West Creek HS)
72	Hunter SCHMEISSER	OL	6-3	332	Fr.	Brentwood, Tenn. (Brentwood HS)
73	Chad CESSNA	OL	6-5	262	Fr.	Hopkinsville, Ky. (Hopkinsville HS)
74	Franklin GREEN	OT	6-8	301	R-Fr.	St. Peters, Mo. (Ft. Zumwalt East HS)
75	Ryan ROCKENSUESS	OL	6-5	308	Fr.	Troy, Mich. (Troy Athens HS)
76	Nico MAYS	OT	6-1	296	R-Fr.	Gallatin, Tenn. (Gallatin HS)
78	Jaylen FLYE-SADLER	OL	6-8	327	Fr.	Cape Girardeau, Mo. (Cape Central HS)
79	* Bernard GAULDIN	OT	6-6	287	Sr.	Ridgely, Tenn. (Lake County HS/Coll. of Dupage)
81	* Alex PRICE	WR	5-8	167	So.	Mt. Juliet, Tenn. (Wilson Central HS)
82	Blake SCHNIEDERS	WR	5-11	171	Jr.	Shawnee, Kan. (Bishop Miega HS/Coffeyville CC)
83	Juwan DAVIS	WR	6-3	198	Fr.	Antioch, Tenn. (Hillsboro HS)
85	Logan BIRCHFIELD	K/P	5-10	153	Fr.	Elizabethton, Tenn. (Elizabethton HS)
85	* B.J. WILSON	WR	5-9	188	So.	Nashville, Tenn. (Palm Beach Atlantic)
86	** Trey SALISBURY	TE	6-5	239	R-Jr.	Lebanon, Tenn. (Smith County HS)
87	Michael HOOVER	TE	6-4	214	R-Fr.	Canton, Mich. (Salem Canton HS)
88	* James COLEMAN	TE	6-4	263	So.	Ford Heights, Ill. (Bloom Trail HS)
89	Andrew HEDGER	TE	6-5	257	Fr.	Lakeside Park, Ky. (Dixie Heights HS)
90	Zach ROBERTS	DL	6-1	243	Fr.	Nashville, Tenn. (Montgomery Bell Academy)
91	Steven PAPPADAKES	DE	6-3	253	Fr.	Rocky River, Ohio (Rocky River HS)
92	*** John HOUSTON Jr.	DE	6-2	274	R-Sr.	Nashville, Tenn. (East Literature HS)
93	Hunter LANE	DL	6-2	257	Fr.	Knoxville, Tenn. (Gibbs HS)
94	Trevor MOREHEAD	DL	6-1	319	Fr.	Chaffee, Mo. (Chaffee HS)
95	* Taylor PARRIS	DE	6-1	255	So.	Lafayette, Ga. (Lafayette HS)
97	Jim IRWIN	TE	6-4	264	Fr.	Clarksville, Tenn. (Rossview HS)
98	Branden JOHNSON	DT	6-3	270	Fr.	Edgewood, Ky. (Dixie Heights HS)
99	** Gino ROBERSON	DT	6-2	326	Sr.	Buffalo, N.Y. (Buffalo Academy)

## ALPHABETICAL

95	Taylor PARRIS	DE
5	Dekeivis PERRY	DB
81	Alex PRICE	WR
99	Gino ROBERSON	DL
10	Justin ROBERSON	WR
90	Zach ROBERTS	DL
75	Ryan ROCKENSUESS	OL
86	Trey SALISBURY	TE
6	Mykhael SANFORD	S
72	Hunter SCHMEISSER	OL
43	Tyler SCHNEIDER	DE
82	Blake SCHNIEDERS	WR
36	Gunnar SCHOLATO	LB
55	Ethan SELF	OL
20	Carliss SETTLES	DB
61	Ryan SINKLER	OL
49	Trent STORY	LB
9	Devin STUART	DB
16	Zach STUART	LB
31	Jaleel STUBBS	RB
8	Trey TAYLOR	QB
40	Corey TEAGUE	DE
48	Emmitt THOMAS	LB
15	Wesley THOMAS	WR
42	Evan TOBY	PK
50	Antonio TURNER	LB
27	David WALL	DB
26	Kyle WALLACE	DB
18	Damien WHITFIELD	DB
47	Shaun WHITTINGHILL	DE
53	AJ WILLIAMS	LB
85	B.J. WILSON	WR

## PRONUNCIATION GUIDE

### Student-Athletes

Demarion Allen	duh-MAR-ee-on
Mikal Ballard	My-KALE
Malik Boynton	Prefers 'Lik' (Leek) in spoken form
Jermer Braswell	jer-MEER
Mikhail Creech	Muh-KALE
Coty Eanes	Eens
Max Ewaldt	EE-wolt
Zeandre Floyd	Zee-ahn-dray
Bernard Gauldin	GAAL-din
Otis Gerron	GAIR-un

Jarrett Giacchino	Juh-KEY-no
Devon Jones	DEV-un
Mickey Macius	may-SHUS
Nicholis Matiere-Bey	ma-TEE-ay Bay
Timarious Mitchell	tuh-MARE-ee-us
Kyran Moore	kie-ran
Steven Pappadakes	pa-pa-DAH-kiss
Roberson (Geno and Justin)	RO-bur-son
Mykhael Sanford	My-KALE
Hunter Schmeisser	Sh-MY-sur
Tyler Schneider	Sh-nye-dur

Blake Schnieders	Sh-nee-durs
Gunnar Scholato	Show-LAH-toe

### Coaches

Leron Eaddy	leh-RON EE-dee
Marcus Gildersleeve	gill-dur-sleeve
Jason Palermo	puh-lair-moe
Kyran Weaver	kie-ran

## COACHING STAFF

Name	Position   Responsibilities	at Austin Peay	Alma Mater, Year
Kirby Cannon	Head Coach   Defensive Coordinator	3rd season	Missouri State, 1981
Josh Richards	Assistant Coach   Offensive Coordinator	3rd Season	Central Methodist, 1997
Bobby Brockley	Assistant Coach   Tight Ends	2nd season	Worcester State, 1996
Leron Eaddy	Assistant Coach   Defensive Backs	2nd season	Central Michigan, 2012
Marcus Gildersleeve	Assistant Coach   Wide Receivers	11th season	Virginia Tech, 2000
Brandon Jordan	Assistant Coach   Defensive Line	2nd season	Missouri S&T, 2009
Jason Palermo	Assistant Coach   Offensive Line	4th season	Wisconsin, 2005
J.D. Sellers	Assistant Coach   Running Backs	6th season	Austin Peay, 2010
Kyran Weaver	Assistant Coach   Linebackers	3rd season	Missouri S&T, 2006


## 2015 REGULAR SEASON SCHEDULE

Date	Opponent	Location	Time (CT)
<b>Sat., Sept. 5</b>	<b>Mercer</b>	<b>Clarksville</b>	<b>4 p.m.</b>
Sat., Sept. 12	at Southern Miss	Hattiesburg, Miss.	2:30 p.m.
Sat., Sept. 19	at Vanderbilt	Nashville, Tenn.	3 p.m.
Sat., Sept. 26	at Eastern Kentucky •	Richmond, Ky.	6 p.m.
<b>Sat., Oct. 3</b>	<b>Eastern Illinois •</b>	<b>Clarksville</b>	<b>4 p.m.</b>
Sat., Oct. 10	at Murray State •	Murray, Ky.	3 p.m.
<b>Sat., Oct. 17</b>	<b>UT Martin •</b>	<b>Clarksville</b>	<b>4 p.m.</b>
<b>Sat., Oct. 24</b>	<b>Jacksonville State • ♦</b>	<b>Clarksville</b>	<b>4 p.m.</b>
Sat., Oct. 31	at Tennessee State •	Nashville, Tenn.	2 p.m.
<b>Sat., Nov. 7</b>	<b>Southeast Missouri •</b>	<b>Clarksville</b>	<b>4 p.m.</b>
Sat., Nov 14	at Tennessee Tech •	Cookeville, Tenn.	1 p.m.



### ♦ HOMECOMING

## 2016 NCAA DIVISION I FOOTBALL CHAMPIONSHIP



# GOVERNORS COACHES



**AP**  
**Austin Peay**  
State University

# KIRBY CANNON

**Position:** Head Coach • **Experience:** Third Season

**Career Record:** 36-109 • **APSU Record:** 1-23 • **Alma Mater:** Missouri State, 1981



When Kirby Cannon was hired as Austin Peay's 18th head coach in March 2013, he brought a deserved-reputation as a program builder.

Now in his third season, Cannon has two recruiting classes under his belt, including a 2015 class brought in to bolster a depleted offensive line, Cannon has elevated the talent level at Austin Peay. Results on the field are expected to follow as the Gobs build on the momentum of the reopening of Governors Stadium and snapping the nation's longest losing streak last season.

Cannon's APSU arrival came after the Alexandria, Mo., native spent three seasons as secondary coach at Central Michigan, an FBS school, and was part of a rebuilding process that culminated in December 2012 with the Chippewas defeating Western Kentucky-their fourth straight win-in the Little Caesars Pizza Bowl in Detroit.

That victory concluded a stay for Cannon in Mt. Pleasant that came after fulfilling a longtime promise of working with former coaching cohort, Don Enos. Several members of that staff once coached together at Northern Michigan in the mid-1990s and vowed to come together if one was able to land a major college coaching position. Enos took over as Central Michigan head coach in 2010.

APSU's coach sees similarities between APSU and his first head-coaching stop Missouri S&T program (formerly known as Missouri-Rolla). He took over a Miners program in 1999 that had won seven games over the previous four seasons. The rebuilding effort took patience at the engineering school but the Miners recorded winning seasons in three of his last five seasons, including a 7-4 2005 record, marking the program's first winning campaign since 1985.

Cannon was named Independent Football Alliance Coach of the Year in 2005 – a season that included a decisive victory against the Governors in Clarksville. When the Miners came back with a 6-5 2006 record, including another victory against the Gobs, it completed the first back-to-back winning seasons for the program since 1984-85.

Two seasons after Missouri S&T became a founding member of the Great Lakes Football Conference Cannon was named GLFC Coach of the Year in 2008 after leading the Miners a 7-4 overall mark and their first conference title since 1983.

While there, Cannon coached the program's first defensive back to earn All Mid-America Athletic Conference honors in more than a decade.

He also coached three players that earned Academic All-America honors along with 27 who earned academic all-district.

"Kirby has the reputation of building programs, both as a head coach and assistant throughout his career," then-APSU Athletics Director Dave Loos said. "More recently he did so as head coach at Rolla (Missouri S&T), where they had not had a winning team in years before he arrived, and then was part of a Central Michigan program the last three years that had to rebuild, with it ending with them gaining a bowl bid. Kirby understands how to build a program and will be able to build upon our existing foundation.

"He also has also has the reputation of being a man of great character. We look forward to him leading our football program."

The 2005 squad owned a quarterback who passed for 499 yards against the Governors and who went on to set several Miners records. The 2006 S&T club led Division II in passing and defeated three teams, including the Governors, from the NCAA 1-AA ranks. The 2008 team that won the GLFC led the league in total offense and ranked 12th nationally, averaging 449.5 yards per game. The Miners also ranked 13th nationally in scoring in 2008, averaging 37.1 points per game.

"Kirby has a proven track record of not being married to a system, he is someone who will coach to the talent he has," Loos said. "When we saw Rolla here (2005), he spread the field because he had a quarterback who could really throw the football. He also has had teams that have been able to run the football quite well."

Cannon is a 1981 graduate of Missouri State, with a bachelor's of science degree in physical education, Cannon played quarterback for the Bears but starred on the mound in baseball, being inducted into the school's Athletics Hall of Fame in 2011.

## CANNON YEAR-BY-YEAR

Year	School	Record	Pct.	Conf.	Pct.	Place	Conference/Notes/Records/Milestones
1999	Missouri S&T	0-11	.000	0-9	.000	10th	MIAA
2000	Missouri S&T	2-9	.181	0-9	.000	10th	MIAA
2001	Missouri S&T	2-9	.181	0-9	.000	10th	MIAA
2002	Missouri S&T	0-11	.000	0-9	.000	10th	MIAA
2003	Missouri S&T	0-11	.000	0-9	.000	10th	MIAA
2004	Missouri S&T	3-8	.272	2-7	.222	t8th	MIAA
2005	Missouri S&T	7-4	.636	—	—	—	Independent
2006	Missouri S&T	6-5	.545	2-2	.500	4th	GLFC
2007	Missouri S&T	4-7	.364	3-2	.600	t3rd	GLFC
2008	Missouri S&T	7-4	.636	3-1	.750	1st	GLFC champion (first conference title since 1983)
2009	Missouri S&T	4-7	.374	2-1	.667	2nd	GLFC
2013	Austin Peay	0-12	.000	0-8	.000	10th	OVC
2014	Austin Peay	1-11	.083	1-7	.125	9th	OVC
<b>Totals</b>	<b>11 seasons</b>	<b>36-109</b>	<b>.248</b>	<b>13-73</b>	<b>.151</b>		

But Cannon's coaching career all has been on the gridiron. After spending 1983-84 in the high school ranks (Ozark High School) in southwest Missouri, he began his college coaching career as a graduate assistant at Iowa State in 1983. He was at Iowa State two seasons before being named defensive coordinator at North Central College (Ill.) in 1985. He also coached the defensive backs at North Central from 1985-88.

Cannon moved to Northeast Missouri (now Truman State) in 1989, where he served as the defensive backs coach and recruiting coordinator for four seasons. The duties of defensive coordinator were added for the 1993 and 1994 campaigns.. Northeast Missouri qualified for three Division II playoffs appearances during his six seasons on staff.

In 1995, Cannon was named assistant head coach, defensive coordinator and recruiting coordinator at Northern Michigan. He worked directly with the defensive backs both seasons, and he served on the same staff as Enos in 1996. Northern Michigan finished 7-3 in both 1995 and 1996.

Cannon spent the 1997-98 seasons coaching defensive backs at Western Illinois. He helped lead the program to back-to-back Gateway Conference championships and a berth in the 1998 Division I-AA national semifinals. Western Illinois finished both the 1997 and 1998 seasons ranked in the top three nationally in the Division I-AA polls. From there, he returned to his home state to gain his first college head coaching position in Rolla.

Cannon and his wife, Lisa, are the parents of one son, Josh.



## CANNON FODDER

### CAREER NOTES

- A two-sport standout at Missouri State, Cannon played quarterback for the Bears (1976-79) while also serving as the ace pitcher for a team that advanced to the Division II World Series.
- Cannon was inducted into the Missouri State Athletics Hall of Fame in Feb. 2011.
- When Cannon led then-Missouri-Rolla to a 7-4 mark in 2005 it was the Miners first winning season since 1985.
- Cannon was chosen Great Lakes Football Conference Coach of the Year in 2008.

### PLAYING EXPERIENCE

1976-79, Missouri State

### EDUCATION

Missouri State (B.S., physical education), 1981  
Iowa State (M.S., sports administration), 1985

### COACHING EXPERIENCE

1981-82, Ozark (Mo.) HS, Defensive Coordinator  
1983-1984, Iowa State, Graduate Assistant  
1985-1988, North Central, Defensive Coordinator/Defensive Backs  
1989-1992, Truman State, Defensive Backs/ Recruiting Coordinator  
1993-1994, Truman State, Defensive Coordinator/Defensive Backs/Recruiting Coordinator  
1995-1996, Northern Michigan, Assistant Head Coach/Defensive Coordinator/Recruiting Coordinator  
1997-1998, Western Illinois, Defensive Backs  
1999-2009, Missouri S&T, Head Coach (35-86)  
2010-2013, Central Michigan, Secondary  
2013-Present, Austin Peay, Head Coach

# JOSH RICHARDS

**Position:** Assistant Coach • **Responsibilities:** Offensive Coordinator/Quarterbacks  
**Experience:** Third Season • **Alma Mater:** Central Methodist, 1997



Josh Richards begins his third season with Austin Peay, and his second as the Gobs offensive coordinator.

In his first season as Gobs' OC, Richards oversaw improvements that included 20 percent more scoring, 20 percent more passing yardage and three times as many passing touchdowns. The Gobs also were 10 percent more efficient in the red zone as an offense, coming away with points on more than 60 percent of their red-zone attempts.

Richards joined APSU's coach staff in Summer 2013. He previously spent five seasons as assistant coach under head coach Kirby Cannon at Missouri S&T.

Richards came to APSU after spending the previous three seasons coaching high school in Missouri. Prior to that he worked with the Missouri S&T offense. A notable mid-Missouri prep head coach, he arrived in Rolla in 2005 as a part-time assistant before moving into a full-time Missouri S&T role the following season. After offensive coordinator Marc Kolb left the program after the 2006 season, Richards approached Cannon about assuming the role and was offered the opportunity. Cannon elevated him to that position in 2007.

In 2008, Richards led the S&T offense to record-setting marks. The Miners set school records for points scored (408) and offensive yards (4,945) while eclipsing the 50-point mark on three occasions. In 2007, S&T had its highest single-game point total (68) in 85 seasons and also scored 60 or more points in back-to-back games for the first time since 1914.

Missouri S&T led the Great Lakes Football Conference in total offense that season and ranked 12th nationally in Division II with its average of 449.5 yards per game. The Miners' 37.1 points-per-game scoring average ranked 13th.

The Miners averaged 30.4 points and 376.6 yards per game during the 2007 campaign and eclipsed the 40-point mark in three of the final four games that season. Missouri S&T, which had been the NCAA Division II passing champion in 2006, showed more balance as the running game accounted for 138.4 yards per game.

While at Missouri S&T he coached a pair of receivers who earned Division II All-American honors.

In addition to on-field coaching duties, Richards was coordinator for the program's youth football camp.

Richards, who played his prep football at Rolla High School, joined the Miner coaching staff in 2005 after a four-year stint as the head coach at John F. Hodge High School in St. James, Mo. In his last two seasons at the high school level, his teams averaged more than 330 yards and more than 30 points per game.

Prior to taking the head coaching position in St. James, Richards spent two years as the head coach of the freshman team at Rolla High School and one year as the head coach of the junior high team at Waynesville High School.

Richards is a 1997 graduate of Central Methodist University with a bachelor's degree in elementary education. He was captain of the Eagles' 1997 team and a three-year letterman in the program. He was the Eagles' starting quarterback for two seasons.

He has and his wife Karen are parents of three children, sons Colton and Owen, and daughter Thalia.



## ASSISTANT COACHES

# BOBBY BROCKLEY

**Position:** Assistant Coach • **Responsibilities:** Assistant Offensive Line  
**Experience:** Second Season • **Alma Mater:** Worcester State, 1996



Bobby Brockley reentered the coaching profession last season, his first with the Governors, after being away from it for some 17 years. He had a greater calling... the U. S. Army.

Brockley officially retired from the Army August 2014, after being on leave since the spring. Prior to his retirement, he was a U.S. Army Green Beret assigned to 5th Special Forces Group (Airborne). Brockley's military service includes six deployments to Iraq and Afghanistan and he received numerous service and combat awards, including five bronze star medals.

Brockley contacted APSU head Kirby Cannon about getting involved in coaching and worked with the APSU staff during spring football. He joined the Nashville Venom of the Professional Indoor Football League as defensive line coach, helping guide the team to the PIFL title.

In Spring 2015, Brockley assumed a full-time role with the Governors, where he will serve as the tight ends coach and communications liaison.

His previous coaching background took him to Loudonville, New York at Siena College, a I-AA (FCS) football program now defunct, in 1996-97.

Prior to getting into the coaching profession, Brockley played defensive end and fullback at Worcester (Massachusetts) State University, a Division III program. During his tenure at Worcester the team combined for a 23-6 regular season record while becoming conference champions and achieving their first-ever East Coast Athletic Conference playoff appearance.

The Albany, N.Y. native currently resides in Clarksville and holds a B.A. in History from Worcester State University and a M.S. in Sports Management from American Military University. He is married to the former Martha Bickel of Portland, Oregon and the couple has one daughter Audrey.



# LERON EADDY

**Position:** Assistant Coach • **Responsibilities:** Secondary

**Experience:** Second Season • **Alma Mater:** Central Michigan, 2013

Leron Eaddy followed Kirby Cannon to Austin Peay to play his final competitive season for his former position coach after Cannon was named head coach in Spring 2013 and enters his second season on Austin Peay's coaching staff.

Eaddy works with Austin Peay's cornerbacks, and in his first season helped Roderick Owens (47 total tackles, three interceptions, six passes defensed) post career-best numbers for Austin Peay.

The Clarksville, Md. native, Eaddy, played three seasons for Cannon at Central Michigan after redshirting in 2009. He came to APSU having played in 30 career Central Michigan games, including one start. He was credited with 31 career tackles, including 28 over the last two seasons (2012-13). He had his only Chippewas interception against Ohio in 2011 while also recording FBS best seven tackles against Michigan State that season.

Eaddy redshirted in 2009 at Central Michigan career because of an injury. As a result, he joined APSU for his fifth and final eligibility year with a degree in hand. After playing 30 games for Central Michigan, he moved into the Gobs' starting lineup at safety and was the team's third-leading tackler (60). He was credited with a season-best nine tackles at Eastern Kentucky and grabbed his only interception against Chattanooga.

A three-year letterman at River Hill High School, Eaddy was a three-time all-conference selection and two-time first-team Associated Press All-State selection. He led River Hill to back-to-back undefeated seasons and Class 2A state titles in 2007 and 2008. In fact, River Hill finished the 2008 season ranked No. 23 nationally in USA Today's Super 25 rankings.

He was credited with a career 15 sacks and 225 tackles, including 89 as a senior, and eight interceptions. He competed in the 2008 Maryland Crab Bowl All-Star Game.



# MARCUS GILDERSLEEVE

**Position:** Assistant Coach • **Responsibilities:** Wide Receivers

**Experience:** 11th Season • **Alma Mater:** Virginia Tech, 2000

One of the finest Clarksville-area football players in the last 20 years is in his hometown, serving as an assistant football coach, serving as wide receivers coach.

Marcus Gildersleeve, who starred at Northeast High School before playing his college football at Virginia Tech (1996-98), came to APSU in 2005 as cornerbacks coach after serving two seasons as wide receivers coach at Nebraska-Omaha. He returned to the offense in 2006, coaching APSU's receivers. His impact was evident as he helped develop a young receiving corps, including Lanis Frederick, who set APSU records for receptions and receiving yards.

In his initial season coaching receivers, the Gobs finished with 199 catches, averaging 18.09 receptions per game, which stands second-best all time. The 2,293 receiving yards set in 2006 also are the second-most in school history.

He also played a large role in the development of wide receiver Devin Stark, who saw his reception totals leap from 19 in 2010 to 53 in 2011 and 67—tied for the second most in school history—a year ago, including 10 TD catches.

He also has proven to be an important factor working with APSU special teams, in particular the kick-blocking aspect - as a Frank Beamer acolyte, Gildersleeve is uniquely well-suited to work with rush units on special teams.

Under Gildersleeve's guidance, special teams has become a key aspect of Austin Peay's battle for field position. In 2007, the Gobs blocked a school-record six kicks.

He also oversees the Governors walk-on program, which saw military veteran Isaac VanMeter get an opportunity to play in 2011 for APSU.

After receiving his bachelor's in Family Child Development (2000), he began his coaching career as the wide receivers and specials teams coach at the University of the South, working with his former prep coach, Rick Butler. In fact, while at Sewanee in 2001 and 2002, his special teams set an NCAA Division III single-game record by returning three blocked punts for touchdowns.

Gildersleeve entered coaching after a solid career at Virginia Tech, mostly as a wide receiver. The Hokies played in five bowl games while he was there, including 2000 AllState Sugar Bowl, that season's BCS Championship game.

His best season came in 1997 when he caught 17 passes for 286 yards (16.8 ypc) and three TDs. As a junior, he was involved in two of Tech's three special teams TDs, recovering one blocked punt for a TD and blocking another for a score.

Gildersleeve earned his way to Virginia Tech after a terrific prep career. As a senior at Northeast, he rushed for 1063 yards and 21 TDs, including one game where he rushed seven times for 256 yards and five TDs.

He is married to the former Letisha Turner. They have four children, two daughters, Myla and Jalea, and two sons, Jaylin and Marcus Jr.



# BRANDON JORDAN

**Position:** Assistant Coach • **Responsibilities:** Defensive Line

**Experience:** Second Season • **Alma Mater:** Missouri S&T, 2009



Brandon Jordan begins his second season as a full-time member of Kirby Cannon's coaching staff, handling the defensive line.

Jordan began his time at Austin Peay as a graduate assistant in 2013, before being elevated to defensive line coach last season. That promotion coincided with the arrival of talented defensive linemen such as Tyler Schneider, Jule Pace and Nicholis Matiere-Bey.

A former offensive lineman for Cannon at Missouri S&T, Jordan came to APSU in Fall 2013 as a graduate assistant working with the offensive line and tight ends. In the spring, Jordan was given the opportunity to work with the defensive line. He took to it so well that Cannon elevated Jordan to fulltime status following spring practice.

"Brandon was an outstanding player for us at Missouri-Rolla," Cannon said. "The experiences we have had together are going to make us more effective day-in, day-out. He knows what I want from a playing standpoint, a discipline standpoint and recruiting standpoint—he understands exactly where we are heading."

The New Orleans native was recruited by Cannon and was a starter at offensive tackle during the 2007 season before suffering a severe hamstring injury at Missouri State in Game 2. He regained his starting spot in 2008. After graduating from Missouri S&T in 2009, he transferred to Northern Michigan in 2010 for his final year of eligibility. However, he suffered the same hamstring injury that occurred in 2007 and Jordan never played for the Wildcats.

He spent significant time rehabbing the injury and played football overseas. He was selected to represent the United States in the World Championship of American Football in 2011.

He later competed professionally, playing arena football for the Norway Bergen Storm and Paris La Courneuve Flash. He also went to training camp with the Arena Football League with his hometown New Orleans Voodoo.

He elected to get into coaching in 2012, working as assistant offensive line coach with his alma mater in Rolla and helped that club post a 12-1 record as tackles coach.



# JASON PALERMO

**Position:** Assistant Coach • **Responsibilities:** Offensive Line  
**Experience:** Fourth Season • **Alma Mater:** Wisconsin, 2005



Jason Palermo is in his fourth season as Governors offensive line coach. Palermo's wealth of knowledge and energy will be invaluable for a young APSU offensive line in 2015.

In Spring 2012, he returned to the city and campus where he spent a year of his youth. Palermo, a former three-year letterman as an offensive lineman at the University of Wisconsin, is the son of former Austin Peay head coach John Palermo, who directed the program for one season (1990) before joining Barry Alvarez at Wisconsin. The elder Palermo recently retired from coaching at Pitt, one of 11 stops in the elder Palermo's coaching career.

The younger Palermo was eight when his dad was APSU's head man and then went to Madison, Wis., to enjoy an outstanding prep at Edgewood High School and college career. He was a three-year letter winner at Wisconsin as an offensive guard and center. He played professionally for both the Minnesota Vikings and Atlanta Falcons.

He began his coaching career under Pat Behrns at Nebraska-Omaha in 2009 as tight ends coach and while assisting with the offensive line. He helped coach Michael Higgins, a Division II All-American tight end who is now a member of the New Orleans Saints.

He then moved to Southern University and spent the last two seasons coaching tight ends, serving as special teams coordinator for former NFL great Stump Mitchell.

At Southern, he coached Virgil Williams, who ranked fifth national in 2011 kickoff returns as well as first-team All-SWAC punter Josh Duran and placekicker Williams Griswold. In addition, his tight end, Mike Berry, was named second-team

APSU is hopeful that Palermo can bring his insights from a Wisconsin program that annually produces one of the nation's top offensive lines, including Outland Trophy and other award recipients along with high NFL draft choices.

As a freshman in 2001, Palermo was named the Scout Team Player of the Year and in 2005 was voted the Wayne Souza Coaches Appreciation Award. After his senior year in 2005, he was invited to play in the 2006 Hula Bowl All-Star game in Honolulu. Off the field, Palermo was named to the Academic All-Big Ten team in 2003.

He is married to the former Kaitlyn Beinlich. They have a daughter, Giabella.



# J.D. SELLERS

**Position:** Assistant Coach • **Responsibilities:** Running backs

**Experience:** Sixth Season • **Alma Mater:** Austin Peay, 2010

Now in the second year of his second stint as Govs' running backs coach, J.D. Sellers is Austin Peay's second-longest tenured assistant coach.

Sellers shifted to the quarterback coaching position in Spring 2013 after serving as running back coach for both the 2011 and 2012 seasons. Last season, he moved back to working with the running backs, where he will oversee the continued development of running back Otis Gerron.

Sellers has continued his coaching development with the Austin Peay football program, which began as a student assistant in 2007.

In fact, he spent three years as a volunteer student assistant coach before becoming an official member of the Austin Peay coaching staff as a graduate assistant in 2010, working with tight ends.

A year later, he moved into a full-time coaching role as running backs coach and saw the fruits of his labor result in his first 1,000-yard rusher in Ryan White. The Govs also moved up five spots in the national rankings from 42nd to 37th in rushing offense.

Despite a midseason shift at running back in 2012, the Govs still averaged 157.18 yards per game.

Sellers came to Austin Peay in 2005 as a quarterback during the non-scholarship era and dressed for multiple games in his freshman season, although he did not play. A subsequent back injury helped Sellers turn his attention to coaching. He worked with the offense in a volunteer capacity from 2007-09, gaining a wide knowledge of the respective positions.

Sellers also serves as recruiting coordinator for the Governors.

The Baxley, Ga., native played for Jack Johnson at Apling High School where he was named Region Player of the Week while earning all-state honors.

Sellers graduated in May 2010 with a bachelor's degree in health and human performance. He received his master's degree a year later from APSU.

Sellers is married to the former Kristen Griffin, who was a former member of APSU Pom squad.



## ASSISTANT COACHES

# KYRAN WEAVER

**Position:** Assistant Coach • **Responsibilities:** Linebackers  
**Experience:** Third Season • **Alma Mater:** Missouri S&T, 2006

Kyran Weaver is in his third season as Governors linebackers coach. The former defensive assistant under Kirby Cannon was hired in Summer 2013 to take over as linebackers coach - Cannon's first hire as Gobs' head coach - and has overseen what has become perhaps Austin Peay's most talent-rich position.

Weaver came to Austin Peay from Harper College in Palatine, Ill., a program that was dropped after the 2011 season.

Prior to that, he coached three seasons at this alma mater, Missouri S&T. While with the Miners, Weaver coached the defensive line that proved to be the best against the run in the Great Lakes Football Conference during the 2008 season.

Weaver spent the 2006 season as a student assistant while completing his bachelor's degree work in biological sciences. He coached the defensive line that season, propelling his desire to enter the coaching profession.

During his S&T career, Weaver played on the defensive line and had a career-high 47 tackles during the 2002 season. He had 14 tackles and three sacks in his senior year and also had an interception which he returned for a touchdown.

His younger brother Kellen, also played linebacker for the Miners from 2006-09.

A Country Club Hills, Ill., native, Weaver forged an impressive football career at Hillcrest High School. He was an honorable mention all-state selection by the Illinois State Coaches Association in 2000 after being twice named to the South Inter-Athletic Association All-Conference (SICA) for his play on the field and his academics. He was chosen SICA Central Conference Player of the Year in 1999 and CBS Prep Star all-region as a senior.



# FRANK KETCHAM

**Position:** Graduate Assistant Coach • **Responsibilities:** Assistant Defensive Line  
**Experience:** First Season • **Alma Mater:** Austin Peay, 2015

Frank Ketcham III joined the Austin Peay football staff during in January as an intern and remains with the program this fall as a graduate assistant working with the defensive line as he pursues his Master's Degree in Sport Wellness and Leadership. Ketcham graduated from Austin Peay in the Summer of 2015 with a bachelor's in Health and Human Performance.

Ketcham enlisted in the United States Army in 1989. He is a well-decorated combat veteran and spent over 22 years in the military before retiring in 2011. Throughout his time serving this country, Frank volunteered for roughly 12 years coaching with many different teams, from middle school to high school and various unit and post level Army teams.

Frank and his wife Kelly have been married for 19 years and have two children. Frank E. Ketcham IV, currently attends Basic Training at Fort Leonardwood, Mo. and his daughter, Payton, is a sophomore at Northeast High School.



# BUDDY MITCHELL

**Position:** Assistant Coach • **Responsibilities:** Assistant Cornerbacks  
**Experience:** First Season • **Alma Mater:** Austin Peay, 2015

After wrapping up his career in 2014, Buddy Mitchell remains with Austin Peay as a part-time assistant coach, helping Leron Eaddy with the cornerbacks.

Mitchell capped his career with 127 tackles, seven pass break ups, two fumbles forced and recovered and an interception during his Governor career. A three-year starter, Mitchell was named the Gova's Defensive Player of the Year after an outstanding 2014 season, in which he posted 66 total tackles and 6.0 tackles for loss, including a 13-tackle outing against Jacksonville State.

A Nashville native, Mitchell was an All-State defensive back at Oakland High School. He graduated from Austin Peay with a bachelor's degree in Health and Human Performance.



# DUSTIN JONES

**Position:** Student Assistant • **Responsibilities:** Assistant Offensive Line  
**Experience:** First Season

A six-year veteran of the United States Army, Dustin Jones joined the Austin Peay staff in the spring of 2015. He will assist Jason Palermo with the offensive linemen.

After graduating from Van High School in West Virginia in 2008, Jones enlisted and served as an Utilities Equipment Repairer (2009-12) and combat medic (2012-15). He was promoted to a supervisory position within four months during his equipment specialist days and implemented a system of tracking service member immunization profiles to provide continuity for over 2000 aviation personnel after joining the medic's.

Jones currently carries a 3.3 grade-point average as he pursues his Bachelor of Science in Mathematics from APSU. He was a four-year letterman and two-time all-district defensive lineman during his prep career.



# SETH BILLINGS

**Position:** Associate Head Athletic Trainer • **Responsibilities:** Training  
**Experience:** Seventh Season • **Alma Mater:** Lindenwood, 2004

A fixture on the Austin Peay sidelines since 2008, Seth Billings was elevated to associated head athletic trainer in August 2015.


A 2004 Lindenwood graduate, Billings arrived at Austin Peay in 2007 after serving as interim assistant athletic trainer at Indiana State, working primarily with women's basketball while at Terre Haute. Billings served as the women's basketball trainer for the 2007-08 season before moving over to football, a post the St. Louis native has held ever since.

While at Lindenwood, Billings was a four-year member of the Lions football team while also serving as a student assistant in the athletic training department. Following his graduation, Billings attended Missouri State where he earned his master's degree in sports management in 2006 and worked in the Bears training room as an assistant athletic trainer with men and women's track and field, men and women's cross country, men and women's tennis and football.

Billings is a certified athletic trainer and member of the National Athletic Trainers Association. He also is certified by the American Heart Association as a professional rescuer.



# THE GOVERNORS






**LEON ALEXANDER**

**DEFENSIVE BACK**

6-0 • 204 • SOPHOMORE  
DETROIT, MICH. • MARTIN LUTHER KING HS/OHIO



**Previously:** Transferred to Austin Peay from Ohio, where he appeared in eight contests during the 2014 season after redshirting in 2013... during his prep days, was a defensive back for Tyrone Spence at Martin Luther King Jr. High School... earned first-team All-City honors and was an All-Conference Detroit Public School League performer, and earned Dream Team and honorable mention All-State from The Detroit Free-Press... also a stand-out track performer for the city champions.

**Personal:** Son of James Alexander and Felisha Annthrash... born April 18... plans to major in communications.



**DEMARION ALLEN**

**DEFENSIVE BACK**

5-9 • 191 • SOPHOMORE  
FLINT, MICH. • CARMAN-AINSWORTH HS



**Athletic Honors:** AD Honor Roll, S15

**2014:** Freshman defensive back made plenty of contributions on special teams in his first season and will be in the mix for consistent playing time as a sophomore... made a solo stop in the opener at Memphis... had three tackles against both UT Martin and Southeast Missouri.

**Previously:** Leading tackler for Carman-Ainsworth HS... two-time first-team all-conference defensive back... first-team Dream Team as senior... also earned honorable mention All-State... helped Carman Ainsworth to first regional championship and state semifinal berth... also all-conference selection in track.


**Personal:** General business major... son of Jomiche Allen and LaQueda Bowers... born May 30.



**MIKAL BALLARD**

**DEFENSIVE BACK**

5-11 • 177 • FRESHMAN  
LOUISVILLE, KY. • SENECA HS



**Previously:** Played multiple positions for Lavell Body at Seneca High School... as a receiver caught 35 passes for 782 yards and five TDs... as defensive back was credited with 72 tackles, one interception and 15 pass break ups in addition to one forced fumble... selected first-team all-district... also was chosen to play in East-West All-Star game.


**Personal:** Son of James Barker... one of four children... born Jan. 7... plans to major in communications.



**JARED BEARD**

**WIDE RECEIVER**

6-0 • 206 • FRESHMAN  
MURFREESBORO, TENN. • LANCASTER CHRISTIAN ACADEMY



**2014:** Among a talented group of freshmen, led all Govs with four touchdown receptions... had two catches for 39 yards, including a 32-yard touchdown reception at Mercer... his seven-catch, 88-yard, three-score day against Murray State was the first three-touchdown day by an Austin Peay receiver since Devin Stark (Nov. 17, 2012).

**High School:** Played wide receiver and defensive back for former Governor Rocky Peeler at Lancaster Christian... finished season second in nation for receiving yards with 2,321, averaging 211 yards receiving per game... caught 87 passes as senior, including 23 TD catches... set school marks for receptions, receiving yards and TD receptions... also played basketball.

**Personal:** Communication arts major... son of Jerrell and Angela Beard... born Aug. 6.

**■ CAREER STATISTICS**

Receiving	G	Rec	Yds	TD	Lg	Rec/G	Avg/C	Avg/G
2014	8	18	175	4	32	2.3	9.7	21.9

**■ CAREER BESTS** (Most recent listed)

Receptions	7, vs. Murray State, Oct. 18, 2014
Receiving yards	88, vs. Murray State, Oct. 18, 2014
Receiving TDs	3, vs. Murray State, Oct. 18, 2014
Long reception	32, at Mercer, Oct. 11, 2014

## THE GOVERNORS

# 35

## CHRISTIAN BERRY

### RUNNING BACK

5-7 • 169 • FRESHMAN  
NASHVILLE, TENN. • WHITES CREEK HS

**Previously:** Ran for 1844 yards on 212 carries, including 22 touchdowns, as a senior for Fort Campbell High School and Tony Butler... on defense, picked off four passes... two-time all-conference... All-area and All-Kentucky New Era honorable mention... track standout competed for the Falcons' 2013 state championship team.

**Personal:** Son of Jeff and Vivian Berry... born July 24... intends to major in financial planning... plans to join ROTC program at Austin Peay and become a commissioned military officer upon graduation.



# 85


## LOGAN BIRCHFIELD

### KICKER/PUNTER

5-10 • 153 • FRESHMAN  
ELIZABETHTON, TENN. • ELIZABETHTON HS

**Previously:** Kicked for Shawn Witten at Elizabethton (Tenn.) High School... 152-for-162 on career PAT's, once making 62 in a row (third-longest streak in TSSAA history)... 2013 all-conference kicker for the two-time conference champions... Team Tennessee kicker for the 2015 Tennessee-Kentucky Border Bowl... an accomplished tennis player, was 2013 and 2014 district tennis runner-up, 2013 conference doubles runner-up and 2014 all-conference honoree... six-time TSSAA Academic Achievement Award winner for maintaining a 3.5 GPA or better while participating in high school sports.

**Personal:** Son of Johnny and Crystal Birchfield... born June 23... plans to major in health administration.



# 54

## LAMARCUS BOALES

### DEFENSIVE TACKLE

6-0 • 332 • R-FRESHMAN  
LEXINGTON, TENN. • LEXINGTON HS

**2014:** Sat out last season due to injury.

**High School:** Played offensive and defensive tackle at Lexington High School... chosen offensive lineman of district... earned West Tennessee Lineman of the Year as well as All-West Tennessee... also chosen all-district... selected team's best tackler.

**Personal:** Math major... son of Erick Johnson... born July 11.



# 4

## DARRIEN BOONE


### QUARTERBACK

6-2 • 196 • SOPHOMORE  
CHICAGO, ILL. • HALES FRANCISCAN HS/CENTRAL MICHIGAN

**2014:** Multi-tool quarterback appeared in 11 games, throwing for 420 yards on 53.1 percent (43-for-81) passing... also the Gobs fourth-leading rusher with 119 yards on 60 carries... was 15-for-20 for 124 yards through the air in the home opener against Chattanooga... was 3-for-4 for 32 yards through the air and added 30 yards on six carries against Eastern Kentucky.

**Previously:** Practiced as scout team quarterback with Central Michigan before transferring to APSU... after transferring to Hales Franciscan for senior year never was able to gain eligibility... three-year starter at quarterback for Fenger Academy... three-time all-conference and all-city selection... earned all-state honors after junior season, leading Fenger Academy to a conference championship and to the second round state and semifinals of city playoffs.

**Personal:** Special education major with professional education minor... son of Beverly and Clifford Boone Sr.... born Nov. 16... brother Chris played football at Western Illinois (2008-12).



### ■ CAREER STATISTICS

PASSING	G	Effic	Com-Att-Int.	Pct.	Yds	TD	Yd/P	Yd/G
2014	11	97.38	43-81-3	53.1	420	2	5.2	38.2

### ■ CAREER BESTS (Most recent listed)

Pass attempts	20, Chattanooga, Sept. 13, 2014
Pass completions	15, Chattanooga, Sept. 13, 2014
Pass yards	124, Chattanooga, Sept. 13, 2014
Pass TDs	1, 2x, m.r. at UT Martin, Oct. 25, 2014

## THE GOVERNORS

# 39

## JAMES BOND

### DEFENSIVE BACK

5-11 • 181 • FRESHMAN  
JACKSON, TENN. • TRINITY CHRISTIAN ACADEMY

**Previously:** Played safety for Blake Butler at Trinity Christian Academy... garnered all-state, all-district and first-team All-West Tennessee honors as a senior.

**Personal:** Son of James and Delora Bond... one of five children... born Feb. 25... plans to major in physical therapy.



# 2

## MALIK BOYNTON

### DEFENSIVE BACK

5-11 • 190 • SOPHOMORE  
DETROIT, MICH. • MELVINDALE HS

**2014:** A stand-out wide receiver in 2014, he will be on the move next season after seeing time as a defensive back during the spring... his 25 catches was second-most among Gobs last season... had five catches in his first home appearance against Chattanooga... his lone catch at Mercer was a seven-yard touchdown reception... more than doubled his receiving yardage totals in the season's last two games against Southeast Missouri (five catches, 54 yards) and Tennessee Tech (four catches, 57 yards).

**High School:** On offense caught 65 passes for 1,187 yards at Melvindale High School... on defense was credited with 55 tackles while forcing three fumbles... intercepted four passes... selected All-State as wide receiver-defensive back-specialist... also voted Detroit News and Detroit Free Press all-conference.

**Personal:** Son of Kipriol Boynton and the late Pamela Boynton... born June 30.



#### ■ CAREER STATISTICS

Receiving	G	Rec	Yds	TD	Lg	Rec/G	Avg/C	Avg/G
2014	12	25	208	1	40	2.1	8.3	17.3

#### ■ CAREER BESTS (Most recent listed)

Receptions	5, 2x, m.r. at Southeast Missouri, Nov. 15, 2014
Receiving yards	54, at Southeast Missouri, Nov. 15, 2014
Long reception	40, Tennessee Tech, Nov 22, 2014

# 3

## JERMER BRASWELL

### WIDE RECEIVER

6-1 • 204 • FRESHMAN  
DELRAY BEACH, FLA. • LAKE WORTH HS

**Previously:** Redshirted in 2014 but shone bright enough in the spring that he should get a long look in 2015... joined Governors in January and took part in spring practice... signed with Shasta College but never played... tallied 1,300 yards receiving and 13 TD catches as senior at Lake Worth High School... also threw three TD passes... leading receiver in Palm Beach County as senior... rated No. 3 wide receiver in South Florida.

**Personal:** General business major... son of Jeff and Rina Braswell... born Dec. 14... father played football at Iowa State (1984-85).




# 38

## DALLIN BRIDGES

### RUNNING BACK

5-8 • 237 • R-SOPHOMORE  
CLARKSVILLE, TENN. • CLARKSVILLE HS/ALDERSON-BROADDUS (W.V.) COLLEGE

**Previously:** Left Clarksville High as all-time leading rusher...as senior finished with more than 2,000 all-purpose yards, including 1,586 yards rushing and 22 TDs...averaged 8.6 yards per carry...also set school single-game rushing mark with 338 yards...selected as National Underclassmen (NUC) All-American...chosen as district MVP while earning all-area honors... also earned all-district and all-area as junior while gaining 1,000 rushing yards.



## THE GOVERNORS

# 46

## BRAD BROWN

### LINEBACKER

6-1 • 222 • R-SOPHOMORE  
WINDERMERE, FLA. • WEST ORANGE HS/STETSON

**Previously:** Transferred from Stetson during Summer; sat out 2014 season for his NCAA-mandated residency period.... played linebacker for Chip Petree as a senior at West Orange... as a senior, recorded 30 solo stops and 31 assists with four tackles for loss and two forced fumbles... missed his junior season with an injury ... started on the varsity at Foundation Academy as a freshman before transferring to West Orange.

**Personal:** Son of Kathy and Kyle Brown... born Aug. 16... father played football at North Central College.



# 7


## BYRON CARVER

### DEFENSIVE END

6-2 • 255 • FRESHMAN  
BOWLING GREEN, KY. • WARREN CENTRAL HS/WESTERN KENTUCKY

**Previously:** Transferred to Austin Peay from Western Kentucky... wrecking machine as a defensive end for Mike Rogers at Warren Central High School... recorded 109 tackles and 12 sacks as a senior, earning all-state honors... three-time all-conference first-team member... school-record holder with 43 career sacks... also a three-time all-district and all-region basketball player.

**Personal:** Son of Roland Carver... has one brother, Jace... plans to major in nursing.



# 65

## ZACK CASE

### OFFENSIVE LINEMAN

6-4 • 276 • FRESHMAN  
GALLATIN, TENN. • GALLATIN HS

**Previously:** Worked on the offensive line for Mark Williams at Gallatin High School.

**Personal:** Son of Bubba and Shanna Case... has two sisters, Shelby and Kylie... born July 23... plans to major in nursing at Austin Peay.



# 73

## CHAD CESSNA

### OFFENSIVE LINEMAN

6-5 • 262 • FRESHMAN  
HOPKINSVILLE, KY. • HOPKINSVILLE HS

**Previously:** An offensive lineman for Marc Clark at Hopkinsville High School... earned all-Western Kentucky as a junior and as senior after earning All-Kentucky New Era as a sophomore... four-time academic All-State honorable mention.

**Personal:** Son of John and Kay Cessna... has two brothers, John Ed and Nathan... born Aug. 12... plans to major in pre-medical studies at Austin Peay in hopes of becoming an orthopedic surgeon.



# 19

## NOLAN CHOWBAY

### QUARTERBACK

6-2 • 174 • FRESHMAN  
MT. JULIET, TENN. • MT. JULIET HS

**Previously:** Played quarterback for Trey Perry at Mt. Juliet High School... passed for 1,628 yards and 15 touchdowns as a senior and added another seven scores on the ground... District 9-AAA Most Valuable Player as a senior.

**Personal:** Son of Mahendra Chowbay and Michelle McFarland... one of four children; oldest brother Caleb plays basketball at Belmont... born Feb. 15... plans to major in business.





# JAMES COLEMAN

**TIGHT END**

6-4 • 263 • SOPHOMORE  
FORD HEIGHTS, ILL. • BLOOM TRAIL HS



**2014:** Huge athlete came to camp with some uncertainty about where he would play wound up making three starts at tight end and looks like a possible difference-maker at that position... appeared in eight games, including starts against Eastern Kentucky, Mercer and UT Martin, before a hand injury shut him down.

**High School:** Credited with 40 solo tackles among 51 total tackles as senior at Bloom Trail High School... also recorded six sacks while forcing two fumbles and recovering another... All-State nominee... selected all-area and all-conference defensive MVP... athletic performer was double-digit scorer in basketball.

**Personal:** Son of James Coleman Sr. and Cherita Coleman... born April 23.



# RASHAAN COLEMAN

**RUNNING BACK/WIDE RECEIVER**

5-9 • 188 • JUNIOR  
PORTAGE, IND. • PORTAGE HS



**2014:** Again led the Gobs in receptions with 26 grabs as a sophomore... lined up in the slot and in the backfield as well as back deep to receive kickoff and punts... ran for season-high 33 yards on nine carries against Jacksonville State... ended the season with three straight games of five catches: against Tennessee State (54 yards and a touchdown), at Southeast Missouri (50 yards) and against Tennessee Tech (28 yards).

**2013:** Appeared in all 12 games in 2013, mostly at wide receiver... led team with 30 catches on the year... in first appearance as running back had 16 rushes for 109 yards and three TDs against Southeast Missouri... also added season-high five catches for 32 yards against the Redhawks... had three catches for 20 yards at Tennessee... had season long 33-yard reception against Ohio... had five games with three or more catches in 2013.

**High School:** Played running back, wide receiver and defensive back at Portage High School... as a prep senior rushed for 1200 yards while also collecting 300 yards receiving... accounted for 20 TDs rushing, receiving and kick returns... on defense, credited with three interceptions and 45 stops... named all-conference, all-area and all-state as senior... also selected to play in all-star game... chosen National Football foundation Scholar-Athlete... earned academic honors diploma.

**Personal:** Business finance major... son of Earl and Trish Coleman... born Oct. 25... father played football at Purdue (1989-92).

■ **CAREER STATISTICS**

RUSHING	G	Att	Yds	TD	Lg	Avg/C	Avg/G
2013	12	17	109	3	25	6.4	9.1
2014	12	41	114	0	19	2.8	9.5
CAREER	24	58	223	3	25	3.8	9.3

RECEIVING	G	Rec	Yds	TD	Lg	Rec/G	Avg/C	Avg/G
2013	12	30	214	0	33	2.5	7.1	17.8
2014	12	26	221	1	21	2.2	8.5	18.4
CAREER	24	56	435	1	33	2.3	7.8	18.1

■ **CAREER BESTS** (Most recent listed)

Rush attempts	16, Southeast Missouri, Nov 16, 2013
Rush yards	109, Southeast Missouri, Nov 16, 2013
Rush TDs	3, Southeast Missouri, Nov 16, 2013
Receptions	5, 4x, m.r. Tennessee Tech, Nov. 22, 2014
Receiving yards	54, Tennessee State, Nov. 8, 2014

13

# MIKHAIL CREECH

SAFETY

6-2 • 207 • R-SENIOR  
CHATTANOOGA, TENN. • OOLTEWAH HS



**Honors:** Athletics Director's Honor Roll: S13, F14

**2014:** Converted to defensive back during spring practice after playing first two seasons as wide receiver... Made a seamless transition to the defensive side of the ball in 2014 and started the season's first two contests... totaled seven tackles from his spot as safety in 2014, including two in the opener at Memphis... also had two tackles, including his lone tackle for loss, at Eastern Illinois.

**2013:** Appeared in seven games in 2013, but did not catch a pass.

**2012:** Played in 10 of 11 games in 2012... made 10 catches for 136 yards and two touchdowns as a freshman; the two scores were tied for second-most among the Govs... after not seeing time in the opener, got on the field against Virginia Tech but would not catch a pass during his first five games... first career reception was a 38-yard touchdown catch against Eastern Kentucky... made one catch for seven yards against Southeast Missouri... had season's best performance against Jacksonville State, catching seven passes for 78 yards, including a 24-yard TD... had one catch for 13 yards in finale against Tennessee Tech.

**High School:** As senior wide receiver for Ooltewah, caught 47 passes for 887 yards with 8 TDs, including a long of 75 yards... had eight catches for 214 in one contest and four receptions for 137 yards in another... as defensive back, had five interceptions for 165 yards in returns along with 25 tackles... named to Chattanooga Times Free Press first-team Best of Preps at wide receiver... chosen district wide receiver of the year... voted team offensive MVP.

**Personal:** Health major with preprofessional health minor... son of Gwen Creech and Mark Creech... born June 29.

■ CAREER STATISTICS

Defense	G	U-A-TOT	TFL	QBS	INT-Yds-TD	PBU	FR-FF
2014	12	4-3-7	1.0	0.0	0-0-0	1	0-0
CAREER	29	4-3-7	1.0	0.0	0-0-0	1	0-0

■ CAREER BESTS (Most recent listed)

Tackles	2, 2x, m.r. at Eastern Illinois, Sept. 20, 2014
Tackles for loss	1.0, at Eastern Illinois, Sept. 20, 2014

83

# JUWAN DAVIS

WIDE RECEIVER

6-3 • 198 • FRESHMAN  
ANTIOCH, TENN. • HILLSBORO HS



**Previously:** Wide receiver for Craig Clayton at Hillsboro High School...multisport athlete also played basketball...as senior caught 38 passes for 604 yards and eight TDs.


**Personal:** Son of Chancey Davis and Nakia Gordon... one of five children... born July 4... plans to major in sports medicine.

28

# TAYE DAVIS

RUNNING BACK

6-3 • 237 • FRESHMAN  
LEBANON, TENN. • LEBANON HS



**Previously:** Running back for Sam Harp at Lebanon High School... three-year starter for Blue Devils, rushing for 2,432 yards in his career...as senior rushed for 762 yards on 127 carries, averaging an even six yards per carry with five touchdowns after earning preseason all-district accolades...also caught 24 passes for 370 yards (15.4 per reception) and three more TD's.

**Personal:** Son of Jason Davis and Nikki Douglas... has one sibling, Asia... born Sept. 28... plans to major in health and human performance.

## THE GOVERNORS

# 62

## BRADY DORRIS OFFENSIVE LINEMAN

6-2 • 299 • SOPHOMORE  
GREENBRIER, TENN. • GREENBRIER HS

**2014:** Redshirted as a freshman to gain bulk; will add to line depth in 2015.

**High School:** Named All-Robertson County by the Robertson County Connection and was an all-district selection as a senior offensive lineman at Greenbrier High School... also competed in discus and shot put, finishing among the top 15 in sectional in both events.

**Personal:** Son of Mitzi and Tony Dorris... born Feb. 13... father played tennis at Austin Peay.




# 10

## COTY EANES DEFENSIVE BACK

5-8 • 165 • JUNIOR  
SAVANNAH, TENN. • HARDIN COUNTY HS

**2014:** Made three appearances for the Gobs in 2014, but did not record a tackle in limited duty.



# 5

## ANTWON EDMONDSON WIDE RECEIVER

5-10 • 137 • FRESHMAN  
NASHVILLE, TENN. • MAPLEWOOD HS

**Previously:** Played for Arecantae Broome at Maplewood High School... was a wide receiver and returned kicks for the Panthers... was All-Metro and All-City during his prep days... also competed in track and field.

**Personal:** Son of Antwon Edmondson Sr. and Katrina McKissack... born Oct. 17... undecided on his major.



# 69

## MAX EWOLDT OFFENSIVE LINEMAN

6-5 • 316 • R-SOPHOMORE  
BLAINE, TENN. • GRAINGER HS

**2014:** Back surgery caused him to miss almost the entire 2014 campaign.

**2013:** Redshirted in 2013 after undergoing shoulder surgery prior to APSU arrival.

**High School:** Three-year starter at Grainger High School... recorded 120 pancake blocks while allowing only two sacks during 31 career starts... two-time first-team all-conference... earned second-team all-league as sophomore.

**Personal:** Business accounting major... son of Todd and Annie Ewoldt... born May 22.



# 11

## ZEANDRE FLOYD WIDE RECEIVER

5-9 • 159 • FRESHMAN  
CLARKSVILLE, TENN. • WEST CREEK HS

**Previously:** Played wide receiver for Jon Offutt at West Creek High School... tallied 19 touchdowns and was all-district and all-area as a junior and senior... earned District 10-AAA Receiver of the Year honors as a senior... track stand-out has blazing speed: ran a 10.68 in the 100m dash and 22.24 in the 200m.

**Personal:** Son of Shawneequa Floyd... has two sisters, Jasmin and Deja... born May 20... undecided on his major.



## THE GOVERNORS

# 78

## JAYLEN FLYE-SADLER

### OFFENSIVE LINEMAN

6-8 • 327 • FRESHMAN  
CAPE GIRARDEAU, MO. • CAPE CENTRAL HS

**Previously:** Played offensive tackle for Nathan Norman at Cape Central High School... anchored offensive line that reached Class 4 state championship game... as senior earned Missouri Coaches Association and Missouri Sportswriters and Sportscasters Association second-team All-State honors... also earned all-region, all-district, all-conference honors as well as All-Southeast Missourian football team.

**Personal:** Son of Quenita Flye-Sadler... one of four siblings... born April 21... plans to major in criminal justice.



# 12


## DONTAVIOUS FORT-MERRIWEATHER

### DEFENSIVE BACK

5-10 • 175 • FRESHMAN  
CLARKSVILLE, TENN. • NORTHEAST HS

**Previously:** Prepped at Northeast High School under Isaac Shelby.

**Personal:** Son of Shavonda Fort-Merriweather... has one brother, Dezmond... born Nov. 21... plans to major in communications.



# 32

## JULIAN FRANKLIN

### RUNNING BACK

5-9 • 196 • JUNIOR  
FAIRVIEW, TENN. • FAIRVIEW HS

**Honors:** OVC Commissioner's Honor Roll 2011-12, 2012-13... Dean's List: S12, F12, S13, F13, S14... AD Honor Roll: F11, S12, F12, S13, F13, S14, S15

**2014:** In crowded backfield, earned time in every contest as change-of-pace back... finished with 61 carries for 243 yards, with his 4.0 ypc, second-best among Govs with 30 or more carries... ran for 39 yards on nine carries against Eastern Kentucky, including a season-best 27-yard scamper, and added three catches for 26 yards... had season-high 48 yards on 11 carries at UT Martin.

**2013:** Played in 10 games for the Govs in 2013... had three catches for 20 yards against Tennessee... had a 33-yard TD catch against Jacksonville State... had second three-catch game against Tennessee State... also had two rushes for 29 yards on the year.

**Prep:** Played running back and cornerback for Christopher Hughes at Fairview High School... participated in the 2013 Tennessee East-West All-Star Game.

**Personal:** Son of Jesse Franklin... has three brothers – Jesse, Jonathan and Ernest... born Feb. 23.



#### ■ CAREER STATISTICS

Year	G	Car	Yds	TD	Lg	Avg/C	Avg/G
2013	10	46	116	0	13	2.5	11.6
2014	12	61	243	0	27	4.0	20.3
CAREER	22	107	359	0	27	3.4	16.3

#### ■ CAREER BESTS (Most recent listed)

Rush attempts	13, at Mercer, Oct. 11, 2014
Rush yards	48, at UT Martin, Oct. 24, 2014
Long rush	27, Eastern Kentucky, Oct. 4, 2014

# 34

## MARVIN FRANKLIN

### RUNNING BACK

5-11 • 176 • FRESHMAN  
BROWNSTOWN, MICH. • OSCAR A. CARLSON HS

**Previously:** An all-league running back for Kent Sikora at Oscar A. Carlson High School... News-Herald Dream Team honoree... also an all-league track standout.

**Personal:** Son of Marvin and Pam Franklin... has two brothers, Brandon and Jaylan... born Jan. 18... plans to major in chemistry at Austin Peay.



## THE GOVERNORS

# 79

## BERNARD GAULDIN

### OFFENSIVE TACKLE

6-5 • 287 • SENIOR

RIDGELY, TENN. • LAKE COUNTY HS/COLLEGE OF DUPAGE



**2014:** First-year transfer was a solid bookend along the line in 2014 and should be a one of the key returnees in 2015... started 11 of 12 contests, only stepping aside on Senior Day.

**Previously:** Played two seasons at College of Dupage... was a second-team All-Midwest Football Conference selection as a sophomore... two-sport standout at Lake County... all-district offensive lineman... earned all-region and all-state in basketball... led Lake County to 2011 Class 1A state title in that sport..

**Personal:** Health and human performance major... son of Bernard Sr. and Trina Gauldin... born July 8.



# 24

## OTIS GERRON

### RUNNING BACK

5-10 • 204 • SOPHOMORE

BURNS, TENN. • DICKSON COUNTY HS

**2014:** Bell-cow back led the Gobs in rushing (596 yards on 112 carries) as a freshman... despite making just four starts, his 5.3 yards per carry made him a valuable asset all season... 54.2 rushing average ranked 11th in the OVC... after getting 25 touches in the season's first five games, exploded with a 15-carry, 196-yard outing at Mercer that included an 89-yard touchdown scamper that was Austin Peay's longest rush since 2009; he earned TSWA Offensive Player of the Week for that performance... followed that up with an 131-yard performance against Murray State, adding 49 yards on three catches... slowed by a concussion following the UT Martin contest, he bounced back with 114 yards on 24 carries in the finale against Tennessee Tech.

**High School:** Running back for Troy Williams at Dickson County High School... ran for 1429 yards and 17 TDs as senior after rushing for 1766 yards and 24 touchdowns as junior... earned all-district honors.

**Personal:** Son of Otis Gerron and Serelena Jackson... born Nov. 5, 1994.

#### ■ CAREER STATISTICS

Year	G	Car	Yds	TD	Lg	Avg/C	Avg/G
2014	11	112	596	2	89	5.3	54.2

#### ■ CAREER BESTS (Most recent listed)

Rush attempts	24, Tennessee Tech, Nov. 22, 2014
Rush yards	196, at Mercer, Oct. 11, 2014
Long rush	89, at Mercer, Oct. 11, 2014

# 37

## JARRETT GIACCHINO

### LONG SNAPPER

6-2 • 208 • FRESHMAN

BOURBONNAIS, ILL. • BRADLEY-BOURBONNAIS COMMUNITY HS

**Previously:** Served as long-snapper for Mike Kohl and Bradley-Bourbonnais Community High School... two-year starter as team made back-to-back playoff appearances... attended Hammerkicking Academy Camp (and was most improved long-snapper) in 2015... also attended Rubio Long-Snapping camp in 2014.

**Personal:** Son of Jim and Candy Giacchino... has one brother, Nathan, and one sister, Alyssa... born July 24... plans to major in criminal justice.



# 67

## BYRON GLASS

### OFFENSIVE LINEMAN

6-2 • 286 • FRESHMAN

ACWORTH, GA. • HARRISON HS

**Previously:** Played everywhere on the line for Matt Dickmann at Harrison High School... recorded 128 pancake blocks during his career... first-team all-conference as a senior and second-team as a junior... first-team all-county as a senior... selected offensive line MVP at the 2013 National Underclassmen Combine in Atlanta.

**Personal:** Son of Steve and Lauren Glass... has two sisters, Katie and Curry... born May 3... undecided on his major.



## THE GOVERNORS

# 9

## LARON GOLDEN

### WIDE RECEIVER

6-0 • 211 • SOPHOMORE  
GARY, IND. • BOWMAN ACADEMY

**2014:** Made four appearances in 2014, but did not have a catch... battle for playing time during the spring will extend into the fall, but looks to have a bigger impact in 2015.

**High School:** Hauled in 25 passes for 400 yards and five touchdowns as senior at Bowman Academy... selected team captain as senior.

**Personal:** Health and human performance major... son of Donnisha Reynolds and Anthony and Tracee Golden... born Oct. 14.



# 74

## FRANKLIN GREEN

### OFFENSIVE TACKLE

6-8 • 301 • R-FRESHMAN  
ST. PETERS, MO. • FT. ZUMWALT EAST HS

**2014:** Redshirted last season to refine technique and gain strength... big athlete can be a factor along the line.

**High School:** Chosen second-team All-State as well as first-team all-conference and all-district at Fort Zumwalt East High School.

**Personal:** General business major... son of Franklin Sr. and Quinette Green... born April 20.



# 6

## MALIK HARRIS

### TIGHT END

6-5 • 272 • R-FRESHMAN  
OMAHA, NEB. • OMAHA CENTRAL HS/ILLINOIS STATE

**Previously:** Transferred to Austin Peay from Illinois State... three-year varsity starter for head coach Jay Ball at Omaha Central ... Omaha World-Herald 2013 All-Nebraska Class A honorable mention selection ...primary blocking tight end in the Central offense, but did manage to catch 15 passes for 250 yards and four TD...also played defensive line ... standout on the basketball court for the perennial powerhouse program that won four straight state titles, averaging double-double.

**Personal:** Son of Virgil and Annette Harris... born July 20... undecided on his major.



# 89

## ANDREW HEDGER

### TIGHT END

6-5 • 257 • FRESHMAN  
LAKESIDE PARK, KY. • DIXIE HEIGHTS HS

**Previously:** Played tight end for Dave Brossart at Dixie Heights (Ky.) High School... caught 60 passes for 700 yards... earned All-Northern Kentucky first team honors for the Class 6A State runner-up in 2014... also played basketball in high school.

**Personal:** Son of Joe and Suellen Hedger... has one sister, Caitlin... born Oct. 26... undeclared on his major.



**87**

**MICHAEL HOOVER**

**TIGHT END**

6-4 • 214 • R-FRESHMAN  
CANTON, MICH. • SALEM CANTON HS



**2014:** After arriving at Austin Peay as a hybrid wide receiver/tight end redshirted in 2014 to bulk up and will be in the mix for playing time at tight end in 2015.

**High School:** Caught nine touchdown passes as senior, including four in one game, at Salem Canton High School... finished with 1,138 career receiving yards, including 204-yard contest... tallied 16 career touchdown receptions... earned all-conference as senior after earning honorable mention as junior... also was an all-conference selection in basketball.

**Personal:** Criminal justice: homeland security major... son of Mike and Karen Hoover... born June 23.

**92**

**JOHN HOUSTON JR.**

**DEFENSIVE END**

6-2 • 274 • R-SENIOR  
NASHVILLE, TENN. • EAST LITERATURE HS



**2014:** Made 10 appearances in the trenches, tallying 15 total tackles... made a season-best five stops in the home opener against Chattanooga... had four stops against Eastern Kentucky, including his season's lone tackle for loss.

**2013:** Played in 11 games in 2013... briefly shifted from defensive line to offensive line but defensive attrition diverted the change... had at least one tackle in every game but two... had two tackles against Tennessee... had three tackles against UT Martin... had three more tackles against Tennessee Tech.

**2012:** Made four appearances in 2012... collected three tackles... assisted on stop against Eastern Kentucky... made two tackles, including one solo stop, against Culver-Stockton.

**2011:** Utilized redshirt season to build more strength via weight room along with learning APSU defensive scheme.

**High School:** Defensive end and center for Louis Hines at East Literature High School... became first player from school to sign Division I scholarship... chosen all-city... presented Hume Award along with National Football Foundation Award.

**Personal:** Health major with preprofessional health minor who earned his bachelor's in Spring 2015... son of John and Gayle Houston... born Nov. 11... comes from athletic family... cousin Golden Tate, a former Notre Dame star, is wide receiver for the Detroit Lions while another cousin, Wesley Tate, is now running back at Vanderbilt... cousin Brandon Wright formerly played basketball at North Carolina and is now in NBA... his grandfather, Jeremy White, is the

**■ CAREER STATISTICS**

Defense	G	U-A-TOT	TFL	QBS	INT-Yds-TD	PBU	FR-FF
2012	4	1-2-3	0.5	0.0	0-0-0	0	0-0
2013	11	4-11-15	1.0	1.0	0-0-0	0	0-0
2014	10	6-9-15	1.0	0.0	0-0-0	0	0-0
CAREER	26	11-22-34	2.5	1.0	0-0-0	0	0-0

**■ CAREER BESTS** (Most recent listed)

Tackles	5, Chattanooga, Sep. 13, 2014
Sacks	1.0, at Chattanooga, Sep 14, 2013
Tackles for loss	1.0, 2x, m.r. Eastern Kentucky, Oct. 4, 2014

**97**

**JIM IRWIN**

**TIGHT END**

6-4 • 264 • FRESHMAN  
CLARKSVILLE, TENN. • ROSSVIEW HS



**Previously:** Played tackle and guard for Ron Lambert at Rossvie High School... started every game since his freshman season... allowed only one sack as a senior and anchored offensive line that had six 1,000-yard rushers in last three seasons... chosen Class 6A All-State by the Tennessee Sports Writers Association... three-time Leaf-Chronicle All-Area team... two time all-district selection.

**Personal:** Son of Blake Irwin... has two brothers, Sam and Blakely... born May 14... plans to major in education.

## THE GOVERNORS

# 8

## DONOVAN JACKSON

### DEFENSIVE BACK

5-9 • 170 • JUNIOR

DETROIT, MICH. • LOYOLA HS/MINNESOTA WEST CC

**Previously:** Junior College All-American defensive back for Jeff Linder at Minnesota West... had five interceptions – two of which were returned for a touchdown – along with 17 pass break-ups and three kick-off return touchdowns for the Blue Jays... also an all-conference and all-region performer... decorated prep career at Loyola (Mich.) High School, earning all-state and all-conference honors... considered one of nation's top return specialists as senior, playing in All-American Bowl.. left Loyola as the school-record holder in the 100m dash.

**Personal:** Son of Lori Jackson... one of six children... born April 22... undecided on his major.



# 14

## JAMEL JACKSON

### DEFENSIVE BACK


5-9 • 177 • SOPHOMORE

COCOA, FLA. • COCOA HS

**2014:** Saw action in 11 games last season... made solo tackles in the season's first two contests against Memphis and Chattanooga... had two solo stops at UT Martin.

**High School:** Three-sport standout at Cocoa High School... as senior, intercepted three passes and broke up 12 others as cornerback, earning honorable mention All-State... blocked one punt... as junior, intercepted three passes, returning two for TDs... selected All-Cape Coast Conference and all-district... as track star, state qualifier in high jump... also starter in basketball.

**Personal:** Psychology major... son of Carmen Riley... born July 6.



# 98

## BRANDEN JOHNSON

### DEFENSIVE TACKLE

6-3 • 270 • FRESHMAN

EDGEWOOD, KY. • DIXIE HEIGHTS HS

**Previously:** Defensive tackle for Dave Brossart at Dixie Heights (Ky.) High School... second-team All-State as senior...team went from 3-8 to 13-2 and state runners up as senior... All-Kentucky New Era as a junior and senior, as well as all-region and all-district... multifaceted-athlete was a state wrestling champion as a junior and earned third place in the shot put.

**Personal:** Son of Jerick and Heather Cundiff... has two sisters, Rebecca and Brittany, and one brother, Keegan... born May 29... plans to major in engineering.



# 60

## DARRYL JOHNSON

### OFFENSIVE LINEMAN

6-3 • 302 • SOPHOMORE

FLINT, MICH. • CARMAN-AINSWORTH HS


**2014:** After making nine appearances on the defensive front as a freshman, moved to the other side of the trenches during spring practice... made four total tackles during his freshman campaign, including a half-tackle for loss in his final appearance against Southeast Missouri.

**High School:** 2013 Associated Press Division 1-2 All-State honorable mention selection at Carman-Ainsworth High School... 2013 Sports Scene Football Dream Team honorable mention... also selected first-team all-conference... member of team that captured first regional championship while also gaining first state semifinal berth.

**Personal:** General business major... son of Darryl and Pam Johnson... born Sept. 16... father played basketball (guard) at Michigan State (1983-87) and later in the NBA and overseas.



**23 DEVON JONES**  
**SAFETY**  
 6-3 • 210 • SOPHOMORE  
 EAST ST. LOUIS, ILL. • LAKE COUNTY (TENN.) HS



**2014:** After lining up mostly on special teams as a freshman, converted into tight end last season – but is heading to the defensive side of the ball after lining up as a safety in the spring... had three catches for 12 yards in 2014... caught passes against Memphis, Illinois State and Murray State.

**2013:** Played in all 12 games for the Gobs in 2013, mostly on special teams... had one tackle against Tennessee...shifted to receiver in fall.

**High School:** Played linebacker, running back and wide receiver as senior for David Barger at Lake County High School... on defense, tallied 62 solo stops and 28 assists, including 28 for loss... also had two fumble recoveries and one interception... on offense, carried the ball 124 times for 1,262 yards and 22 TDs... also caught 15 passes for 226 yards... also averaged 41.5 yards per punt returning, including 2 TDs... chosen first-team All-State as athlete... named first-team all-district as linebacker.

**Personal:** Criminal justice: homeland security major... son of Leroy Jones Jr. and Tiffany Warren... born Sept. 18

**■ CAREER STATISTICS**

Defense	G	U-A-TOT	TFL	QBS	INT-Yds-TD	PBU	FR-FF
2013	12	0-1-0	0.0	0.0	0-0-0	0	0-0

RECEIVING	G	Rec	Yds	TD	Lg	Rec/G	Avg/C	Avg/G
2014	10	3	12	0	6	0.3	4.0	1.2

**■ CAREER BESTS** (Most recent listed)

Tackles	1, at Tennessee, Aug 31, 2013
Receptions	1, 3x, m.r. Murray State, Oct. 18, 2014
Receiving Yards	6, Murray State, Oct. 18, 2014

**33 JEROME JONES**  
**TIGHT END**  
 5-9 • 230 • R-SOPHOMORE  
 CLARKSVILLE, TENN. • NORTHEAST HS/BETHEL



**2014:** Sat out his NCAA-mandated residency period after transferring from Bethel.

**Previously:** Local standout prepped for Isaac Shelby at Northeast High School... rushed for more than 2100 yards and 18 touchdowns as a junior and senior... 2011-12 Leaf-Chronicle All-Area honoree... 2011 District 10-AAA Most Versatile Player and 2012 District 10-AAA Best Offensive Back.

**Personal:** Son of Jerome Sr. and Darline Jones... born March 22... plans to major in health and human performance.

**93 HUNTER LANE**  
**DEFENSIVE LINEMAN**  
 6-2 • 257 • FRESHMAN  
 KNOXVILLE, TENN. • GIBBS HS



**Previously:** Played defensive end, linebacker, offensive tackle and guard for Brad Conley at Gibbs High School... credited with 84 tackles as senior and 10 tackles for loss, including seven sacks... had 79 tackles as junior, including 13 sacks... two-time 5A All-State defensive lineman... after being named District 3-5A Lineman of the Year in 2013 was chosen 2014 District 3-5A Lineman of Year... two-time all-district as well as being named to Knoxville Interscholastic League defense... also named to 2013 Prepxtra First Team Defense... voted 2014 All-State Academic Athlete Award and was selected 2014 Army ROTC All-State Academic Team... selected to play in the 2015 National Guard Kentucky/Tennessee Border Bowl.

**Personal:** Son of Chris and Barbara Lane... has one brother, Oliver... born Dec. 12... plans to major in pre-veterinary studies.

**41**

**BENEDICT LOUIS**

**LINEBACKER**

5-11 • 236 • SOPHOMORE  
MARIETTA, GA. • LASSITER HS



**2014:** Freshman found the field early and often in 2014, making 43 stops in his first season... had five tackles (one for loss) in collegiate debut at Memphis... forced a fumble and had six tackles in home debut against Chattanooga... season-best seven stops at Mercer... recorded season's lone sack against Jacksonville State, one of four tackles he recorded on the day.

**High School:** Credited with 86 tackles, including 45 solo stops as senior at Lassiter High School... collected 14 tackles for loss while forcing one fumble and recovering another... chosen second-team all-region.

**Personal:** Son of Lucie Louis... born Aug. 14

**■ CAREER STATISTICS**

Defense	G	U-A-TOT	TFL	QBS	INT-Yds-TD	PBU	FR-FF
2014	12	23-20-43	3.5	1.0	0-0-0	1	0-1

**■ CAREER BESTS** (Most recent listed)

Tackles	7, at Mercer, Oct. 11, 2014
Tackles for loss	1.0, 3x, m.r. at Southeast Missouri, Nov. 15, 2014
Sacks	1.0, at Jacksonville State, Nov. 1, 2014

**7**

**MICKY MACIUS**

**QUARTERBACK**

6-2 • 200 • SOPHOMORE  
ARLINGTON HEIGHTS, ILL. • LA LUMIERE SCHOOL (IND.)



**Academic Honors:** Dean's List F14, S15; AD Honor Roll F14, S15

**2014:** Was thought to be a redshirt candidate, but talent won out and he saw action in seven games as a freshman... was 4-for-11 for 72 yards in his first action off the bench against Eastern Illinois... 6-for-11 for 86 yards and two scores at Mercer... a week later, earned OVC Newcomer of the Week honors for his 201-yard, three-score performance in the Govs' win against Murray State... finished the campaign as the Govs leader in passing yards (530), touchdowns (five) and completion percentage (54-for-95, 56.8 percent).

**Previously:** Joined Governors in January and went through first college spring practice... completed 6-of-14 passes for 54 yards and touchdown in Red-White game... passed for more than 2,000 yards as junior and senior at La Lumiere School... earned all-area as junior and senior.

**Personal:** Business finance major... son of Mindaugas and Bonnie Macius... born Oct. 30... father played baseball at SIU Edwardsville (1971-72)... brother Blain played football at Wabash College.

**■ CAREER STATISTICS**

PASSING	G	Effic	Com-Att-Int.	Pct.	Yds	TD	Yd/P	Yd/G
2014	7	110.55	54-95-5	56.8	530	5	5.6	75.7

**■ CAREER BESTS** (Most recent listed)

Pass attempts	22, 2x, m.r. Murray State, Oct. 18, 2014
Pass completions	18, Murray State, Oct. 18, 2014
Pass yards	201, Murray State, Oct. 18, 2014
Pass TDs	3, Murray State, Oct. 18, 2014

**63**

**CONNOR MASSEY**

**OFFENSIVE LINEMAN**

6-5 • 325 • FRESHMAN  
OZARK, MO. • OZARK HS




**Previously:** Played offensive tackle for Mark Bliss at Ozark High School... earned second-team all-state as senior... two-time first-team all-region... also earned second-team all-district as junior.

**Personal:** Son of Mark and Stacia Massey... has two sisters, Miranda and Michaela... born March 3... plans to major in biology.

**44**

**NICHOLIS MATIÈRE-BEY**  
**DEFENSIVE LINE**

6-0 • 283 • SOPHOMORE  
 FLINT, MICH. • FLINT SOUTHWESTERN ACADEMY



**2014:** Imposing force in the middle of the defensive line, recorded 27 tackles (4.5 for loss) as a freshman... had four tackles (one for loss) in first collegiate outing at Memphis... recorded first career sack and added four tackles at Eastern Illinois... had four stops and shared a sack against Murray State.

**High School:** Credited with 66 tackles as senior, including 14 sacks, for Flint Southwestern Academy... also forced two fumbles and recovering another... voted Detroit Free Press All-State as well as all-city by The Flint Journal... selected All-Saginaw Valley.

**Personal:** Physics major... son of Zepora Richardson and Darryl Matière... born April 24...pronounced “mah-tee-aa bay”

**■ CAREER STATISTICS**

Defense	G	U-A-TOT	TFL	QBS	INT-Yds-TD	PBU	FR-FF
2014	12	9-18-27	4.5	1.5	0-0-0	0	0-0


**■ CAREER BESTS** (Most recent listed)

Tackles	4, 2x, m.r. Murray State, Oct. 18, 2014
Tackles for loss	1.0, 3x, m.r. at UT Martin, Oct. 25, 2014
Sacks	1.0, at Eastern Illinois, Sept. 20, 2014

**76**

**NICO MAYS**  
**DEFENSIVE TACKLE**

6-1 • 296 • R-FRESHMAN  
 GALLATIN, TENN. • GALLATIN HS



**Academic Honors:** President’s List F14; Dean’s List F14; AD Honor Roll F14

**2014:** Redshirted last season... showed potential for a large role in 2015 during spring practice.


**High School:** Played defensive and offensive tackle for Mark Williams at Gallatin High School...earned all-county as senior after gaining honorable mention as a junior...son of Shawn Mays and Nicole Robinson-Mays...born Jan. 29, 1996...age 18.

**Personal:** Son of Nicole and Shawn Mays... born Jan. 29.

**25**

**ISIAH MCDANIEL**  
**DEFENSIVE BACK**

5-10 • 195 • R-FRESHMAN  
 KNOXVILLE, TENN. • BEARDEN HS



**Previously:** Transferred to Austin Peay from Tennessee; he will be eligible to play immediately... prepped for Brad Taylor at Bearden High School.

**Personal:** Son of Terry and Janna McDaniel... has one sister, Shayla... father Terry played football at Tennessee and spent 11 seasons in the NFL, mostly with the Los Angeles/Oakland Raiders... born March 11... plans to major in sport management.

**70**

**TYLER MILES**

**OFFENSIVE LINEMAN**

6-3 • 321 • R-JUNIOR  
JOHNSON CITY, TENN. • SCIENCE HILL HS



**Academic Honors:** AD Honor Roll: S13, F13, F14

**2014:** Expected anchor for line after emerging as leader in 2014... started 10 of 12 contests as a sophomore... offseason work allowed him to stay fresh as the season wore on.

**2013:** Emerged from Spring 2013 practice as starting right guard... suffered knee injury in preseason, forcing him to miss first six games... returned against Murray State and then started final five games at guard... all appearances came in the final six OVC games.

**2012:** Redshirted in 2012 to add strength and learn system.

**High School:** Offensive lineman for Stacy Carter at Science Hill High School... chosen first-team all-conference selection... graded out at 90 percent, including 28 pancake blocks... 2011 East/West All-Star game selection.

**Personal:** Biology major... son of Ron and Cindy Miles... born Dec. 29.

**17**

**JEREMIAH MITCHELL**

**LINEBACKER**

6-1 • 211 • SOPHOMORE  
MATTESON, ILL. • RICH CENTRAL HS



**2014:** Made 11 appearances in the defensive backfield as a freshman, but moved to linebacker during the spring... assisted on three tackles at Illinois State... also had tackles against Memphis, Mercer and Jacksonville State.

**High School:** As senior collected 98 tackles, including 12 for loss at Rich Central High School... forced five fumbles and recovered one... also intercepted pass... on offense rushed for one touchdown... earned all-conference and all-area as well as being selected team captain... member of National Honor Society.

**Personal:** Business management major with communication arts minor... son of Shawn and Cheryl Mitchell... born Dec. 27.

**■ CAREER STATISTICS**

Defense	G	U-A-TOT	TFL	QBS	INT-Yds-TD	PBU	FR-FF
2014	11	0-6-6	0.0	0.0	0-0-0	0	0-0

**■ CAREER BESTS** (Most recent listed)

Tackles 3, at Illinois State, Sept. 27, 2014

**12**

**TIMARIOUS MITCHELL**

**QUARTERBACK**

6-0 • 205 • R-JUNIOR  
MEMPHIS, TENN. • WHITEHAVEN HS



**2014:** With a stacked depth chart ahead of him, was only able to make one appearance in 2014, against Chattanooga, where he went 3-for-6 passing for 14 yards.

**2013:** Appeared in 10 2013 games... finished season 37 of 98 for 310 yards... threw Gobs' only three touchdown passes on season... had eight completions for 50 yards against Murray State... had season-high 12 completions for 100 yards and two touchdowns against UT Martin... also rushed for 26 yards against the Skyhawks... had season-high eight rushes for 67 yards against Southeast Missouri.

**2012:** Came to camp in Fall 2012 as walk-on and redshirted... scout team quarterback for much of first fall.

**High School:** Played quarterback at Whitehaven High School... earned second-team all-district as senior... participated in the Liberty Bowl High School All-Star game as a senior...

**Personal:** Psychology major... son of Aretha Mitchell and John King... born Sept. 29.

**■ CAREER STATISTICS**

PASSING	G	Effic	Com-Att-Int.	Pct.	Yds	TD	Yd/P	Yd/G
2013	10	68.31	37-98-3	37.8	310	3	3.2	31.0
2014	1	69.60	3-6-0	50.0	14	0	2.3	14.0
CAREER	11	68.38	40-104-3	38.5	324	3	3.1	29.5

**■ CAREER BESTS** (Most recent listed)

Pass attempts	26, UT Martin, Oct 26, 2013
Pass completions	12, UT Martin, Oct 26, 2013
Pass yards	100, UT Martin, Oct 26, 2013
Pass TDs	2, UT Martin, Oct 26, 2013

## THE GOVERNORS

# 3

## KYRAN MOORE


### CORNERBACK

5-10 • 155 • SOPHOMORE  
BESSEMER, ALA. • MCADORY HS

**2014:** Earned more playing time as the year went on... finished tied for third in the conference and 42nd nationally with two fumble recoveries... made 17 tackles as a freshman, 13 in the season's final three games... season-high six stops (four solo) and two fumble recoveries against Tennessee State... made four solo stops in the season finale against Tennessee Tech.

**High School:** Pilfered six passes as senior, returning one for TD at McAdory High School... rushed for more than 400 yards and eight TDs while also passing for more than 800 yards... chosen All-State as well as all-metro and all-West Alabama.

**Personal:** Applied exercise science major... son of Roderick and MaKeitha Moore... born Sept. 19.



#### ■ CAREER STATISTICS

Defense	G	U-A-TOT	TFL	QBS	INT-Yds-TD	PBU	FR-FF
2014	10	12-5-17	0.0	0.0	0-0-0	0	2-0

#### ■ CAREER BESTS (Most recent listed)

Tackles	6, Tennessee State, Nov. 8, 2014
Fumble Recoveries	2, Tennessee State, Nov. 8, 2014

# 94

## TREVOR MOREHEAD

### DEFENSIVE LINEMAN

6-1 • 319 • FRESHMAN  
CHAFFEE, MO. • CHAFFEE HS

**Previously:** Played defensive line for Charlie Vickery at Chaffee High School... defensive line prospect missed senior season following injury... earned second-team all-state as junior... sophomore and junior gained first-team all-conference and all-region... multisport athlete also was an all-district basketball player and conference champion in the shot put who qualified for the state championship.

**Personal:** Son of Rob and Tracy Morehead... has two siblings, Macy and Tanner... born March 13... plans to major in health and human performance.



# 22

## KENDALL MORRIS


### RUNNING BACK

5-10 • 188 • R-FRESHMAN  
ST. PETERS, MO. • FRANCIS HOWELL CENTRAL HS

**2014:** Redshirted in 2014 to add muscle to his frame... moved to campus during summer to get an early start on conditioning program.

**High School:** As prep senior set Francis Howell record for rushing yards (1,890) and touchdowns (26)... averaged 8.6 yards per carry... ranked fifth in St. Louis metro area in rushing... chosen first-team All-State as well as first-team all-conference and all-district... voted conference and district MVP.

**Personal:** Communication arts major... son of Kenneth and Tendai Morris... born March 26.




# 17

## TAY MULLINS

### QUARTERBACK

5-9 • 217 • JUNIOR  
MARIETTA, GA. • SOUTH COBB HS/NORTH CAROLINA A&T

**Previously:** Transferred from North Carolina A&T, but did not appear in a contest last season.




**45**

**ADAM NOBLE**

**LINEBACKER**

6-2 • 224 • SENIOR  
SPRINGFIELD, MO. • GLENDALE HS



**Academic Honors:** OVC Medal of Honor, 2013-14... OVC Commissioner's Honor Roll, 2012-13, 2013-14... President's List: S13, F13, S14, F14, S15... Dean's List: F11, S12, F12, S13, F13, S14, F14, S15...Athletics Director's Honor Roll: F11, S12, F12, S13, F13, S14, F14, S15

**2014:** Governors second-leading tackler (74 total stops) in 2014 returns for senior campaign... one of six Governors to start all 12 games in 2014... had three contests with double-digit stops: 10 in back-to-back games against Murray State and UT Martin and a season-high 12 against Tennessee State... forced fumbles against Memphis and Jacksonville State.

**2013:** Played in all 12 games in the 2013 season, shifting from linebacker to defensive end early in season to help depleted area ... ended up starting eight games... tied for team with five tackles for loss and two sacks... had at least one tackle in every game in 2013... had five tackles against Ohio and Southeast Missouri... had four tackles against Murray State and Jacksonville State.

**2012:** Appeared in all 11 games in 2012... as special-teamer and backup linebacker still managed 35 tackles (21 solo); tied for team lead with three forced fumbles... made six tackles (three solo) and had a share of a tackle for loss against Virginia Tech... made four total tackles (three solo) against Eastern Illinois... forced a fumble and made seven tackles (four solo) against Murray State... made four tackles (two solo) against Eastern Kentucky... concluded season with a six-tackle (five solo) game against Tennessee Tech, forcing two fumbles and recovering one.

**2011:** Redshirted in 2011... originally signed as safety but bulked enough to move to outside backer spot.

**High School:** Played both free safety and quarterback for Joel Herman at Glendale High School... was named all-conference and all-district on defensive side as a junior... moved to quarterback as a senior... although played football in Missouri, graduated from Berryville (Ark.) High School.

**Personal:** Criminal justice: homeland security major with agriculture minor... son of Gerald and Kristy Noble... father was standout linebacker for Gobs in early 1970s... born Feb. 27.

**■ CAREER STATISTICS**

Defense	G	U-A-TOT	TFL	QBS	INT-Yds-TD	PBU	FR-FF
2012	11	21-14-35	0.5	0.0	0-0-0	0	1-3
2013	12	15-20-35	5.0	2.0	0-0-0	0	0-0
2014	12	32-42-74	1.5	0.0	0-0-0	0	0-2
<b>TOTAL</b>	<b>35</b>	<b>68-76-144</b>	<b>7.0</b>	<b>2.0</b>	<b>0-0-0</b>	<b>0</b>	<b>1-5</b>

**■ CAREER BESTS** (Most recent listed)


Tackles	12, Tennessee State, Oct. 8, 2014
Sacks	1.0, 2x, m.r. at Tennessee State, Nov. 9, 2013
Tackles for loss	2.0, at Murray State, Oct. 18, 2013
Fumbles forced	2, Tennessee Tech, Nov. 17, 2012

**1**

**RODERICK OWENS**

**DEFENSIVE BACK**

5-11 • 184 • JUNIOR  
MEMPHIS, TENN. • WHITEHAVEN HS



**Academic Honors:** AD Honor Roll S15

**2014:** Starting cornerback proved his worth as a sophomore... led team with three interceptions and tied the team high with six pass break-ups and two forced fumbles... forced a fumble and picked off a pass in the season opener at Memphis... had seven tackles (one for loss), along with two interceptions, a pass break up and a fumble recovery, against Murray State... also had a six-tackle day against Jacksonville State.

**2013:** Played in all 12 games for the Gobs in 2013, including six starts... finished eighth on the team in tackles with 49 (24 solo)... had at least two tackles in every game in 2013... had six tackles against Ohio... had seven tackles with one for a loss against Eastern Kentucky... had another seven-tackle game against UT Martin... had five tackles (all solo) at Tennessee State.

**High School:** Played defensive back at Whitehaven High School... picked off seven passes as senior to go with 25 solo tackles... forced one fumble and recovered another... chosen first-team all-region... named Best of the Preps All-Metro... selected to Memphis Commercial Appeal Best of the Preps... selected to play in Memphis High School Liberty Bowl All-Star game.

**Personal:** Physical education major with professional education minor... son of Roderick Owens and Lavetta Rubin... born Nov. 17

**■ CAREER STATISTICS**

Defense	G	U-A-TOT	TFL	QBS	INT-Yds-TD	PBU	FR-FF
2013	12	24-25-49	2.0	0.0	0-0-0	5	0-0
2014	12	29-18-47	1.0	0.0	3-39-0	9	1-2
<b>CAREER</b>	<b>24</b>	<b>53-43-96</b>	<b>3.0</b>	<b>0.0</b>	<b>3-39-0</b>	<b>14</b>	<b>1-2</b>

**■ CAREER BESTS** (Most recent listed)

Tackles	7, 2x, m.r. Murray State, Oct. 18, 2014
Tackles for loss	1.0, 3x, m.r. Murray State, Oct. 18, 2014
Interceptions	2, Murray State, Oct. 18, 2014
Pass Break Ups	2, Tennessee Tech, Nov. 22, 2014

**71**

**JULE PACE**  
**DEFENSIVE LINEMAN**

6-1 • 284 • SOPHOMORE  
 CLARKSVILLE, TENN. • WEST CREEK HS



**Academic Honors:** AD Honor Roll S15

**2014:** Local product stepped right into a big role, appearing in all 12 games and making seven starts... tallied 33 tackles (four for loss) as a freshman... had five tackles, including a shared tackle for loss, at Eastern Illinois... had another five-tackle day against Eastern Kentucky, including a full tackle for loss... concluded the season with five tackles, one for loss, and forced a fumble in the finale against Tennessee Tech.

**High School:** A two-sport standout, was an all-district and all-area selection in football and wrestling at West Creek High School... was a defensive lineman for head coach John Offutt at West Creek... as a senior, finished eighth in the 220-pound weight class of the TSSAA Class AAA State Wrestling Tournament.

**Personal:** Communication arts major... son of Niyana and Corey Mills... born July 2.

**■ CAREER STATISTICS**

Defense	G	U-A-TOT	TFL	QBS	INT-Yds-TD	PBU	FR-FF
2014	12	8-25-33	4.0	0.0	0-0-0	0	0-0

**■ CAREER BESTS** (Most recent listed)

Tackles	5, 3x, m.r. Tennessee Tech, Nov. 22, 2014
Tackles for loss	1.0, 2x, m.r. Tennessee Tech, Nov. 22, 2014

**91**

**STEVEN PAPPADAKES**  
**DEFENSIVE END**

6-3 • 253 • FRESHMAN  
 ROCKY RIVER, OHIO. • ROCKY RIVER HS



**Previously:** Played defensive end for Scott Richardson at Rocky River High School... recorded 58 tackles (39 solo) as senior, including 30 for loss and eight sacks... multi-sport athlete also served as team captain for the two-time state championship game finalist lacrosse team.

**Personal:** Son of Steve and Cyndi Pappadakes... has two sisters, Lexi and Jacquelyn... born March 4... plans to major in computer science.

**95**

**TAYLOR PARRIS**  
**DEFENSIVE END**

6-1 • 255 • SOPHOMORE  
 LAFAYETTE, GA. • LAFAYETTE HS



**Academic Honors:** AD Honor Roll F14

**2014:** Appeared in nine contests as a freshman, including one start... after a season-best four tackle game at Eastern Illinois that included 1.5 tackles for loss, was in the starting lineup the following week against Illinois State and had three tackles and a quarterback hurry... also shared a tackle for loss against Murray State.

**■ CAREER STATISTICS**

Defense	G	U-A-TOT	TFL	QBS	INT-Yds-TD	PBU	FR-FF
2014	9	6-4-10	3.0	0.0	0-0-0	0	0-0

**■ CAREER BESTS** (Most recent listed)

Tackles	4, at Eastern Illinois, Sept. 20, 2014
Tackles for loss	1.5, at Eastern Illinois, Sept. 20, 2014

**5**

**DeKEIVIS PERRY**

**DEFENSIVE BACK**

5-9 • 176 • SOPHOMORE  
NASHVILLE, TENN. • FATHER RYAN HS



**2014:** Made a dozen tackles (eight solo) operating mostly out of special teams as a freshman... made three solo stops at UT Martin... assisted on a career-best four tackles at Southeast Missouri.

**High School:** Played wide receiver, running back and defensive back at Father Ryan... as senior rushed 294 yards and three TDs and caught 18 passes as senior for 247 yards and one TD... caught 32 career passes, averaging 12.1 yards... on defense was credited with 63 tackles over his final two seasons, including an interception as senior... averaged 10.8 yards per punt return on 18 attempts.

**Personal:** Born Aug. 23.

**■ CAREER STATISTICS**

Defense	G	U-A-TOT	TFL	QBS	INT-Yds-TD	PBU	FR-FF
2014	8	8-4-12	0.0	0.0	0-0-0	0	0-0

**■ CAREER BESTS** (Most recent listed)

Tackles	4, at Southeast Missouri, Nov. 15, 2014
---------	---

**81**

**ALEX PRICE**

**WIDE RECEIVER**

5-8 • 167 • SOPHOMORE  
MT. JULIET, TENN. • WILSON CENTRAL HS



**Academic Honors:** AD Honor Roll F14, S15

**2014:** Made great strides throughout the year to fight his way onto the two-deep... made first career catch against Eastern Kentucky, a 12-yard reception... made two catches for six yards against Jacksonville State.

**High School:** Played wide receiver for head coach Brad Dedman at Wilson Central High School... finished senior season with 1,169 all-purpose yards... ran for 674 yards and four touchdowns and caught 25 passes for 495 yards and five touchdowns... selected all-district...

**Personal:** Business management major... son of Milton and Gaye Price... born Sept. 24.

**■ CAREER STATISTICS**

Receiving	G	Rec	Yds	TD	Lg	Rec/G	Avg/C	Avg/G
2014	5	3	18	0	12	0.6	6.0	3.6

**■ CAREER BESTS** (Most recent listed)


Receptions	2, at Jacksonville State, Nov. 1, 2014
Receiving yards	12, Eastern Kentucky, Oct. 4, 2014
Long reception	12, Eastern Kentucky, Oct. 4, 2014

**99**

**GINO ROBERSON**

**DEFENSIVE TACKLE**

6-2 • 326 • JUNIOR  
BUFFALO, N.Y. • BUFFALO ACADEMY



**2014:** Space-eater appeared in every game last season, starting 10... had a pair of tackles against Eastern Kentucky... season-best four tackle day against Jacksonville State included a shared tackle for loss.

**2013:** Played nine games in 2013, including starts against Eastern Illinois and Tennessee Tech ... had season-high five tackles against Tennessee Tech... had three tackles against Southeast Missouri... had a tackle against Tennessee, Eastern Kentucky, Eastern Illinois, UT Martin and Tennessee State.

**High School:** Played both offensive and defensive line for Tony Trilizo at Buffalo Academy... selected All-Western New York in 2010 and Lineman of the Year... chosen player of the game in championship game... voted 2011 Trench Trophy Award... also named 2011 Offensive Player of the Year for his school.

**Personal:** Communication arts: broadcast media major with photography minor... son of Angie and Kenneth Roberson Sr... born Dec. 20.

**■ CAREER STATISTICS**

Defense	G	U-A-TOT	TFL	QBS	INT-Yds-TD	PBU	FR-FF
2013	9	3-10-13	1.0	0.0	0-0-0	0	0-0
2014	12	4-8-12	0.5	0.0	0-0-0	1	0-0
CAREER	21	7-18-25	1.5	0.0	0-0-0	1	0-0

**■ CAREER BESTS** (Most recent listed)


Tackles	5, at Tennessee Tech, Nov 23, 2013
Tackles for loss	1.0, at TSU, Nov 09, 2013

10

# JUSTIN ROBERSON

RUNNING BACK/WIDE RECEIVER

5-9 • 199 • JUNIOR  
GERMANTOWN, TENN. • GERMANTOWN HS



**Honors:** Athletics Director's Honor Roll: F13

**2014:** Speedy back may be on the move again... after moving to tailback from defensive back in Spring 2014, spent a lot of time lined up as a slot receiver in Spring 2015... Governors second-leading rusher last season, gaining 484 yards on 144 carries... gained more than 50 yards on five occasions, including the season-opener at Memphis... made seven starts, including a 20-carry, 45-yard game at Eastern Illinois, where he scored his season's lone touchdown... had season-high 67 yards on 16 carries against Murray State.

**2013:** Finished spring game with 40 yards on six attempts after moving over from defensive back... appeared in eight games on defense in 2013... had a tackle against Murray State, UT Martin and Tennessee Tech.

**High School:** Played running back for Charlie White at Germantown High School... rushed 114 times for 1115 yards (9.8 ypr) as senior, including 13 TDs... also tallied three receiving TDs... selected second-team all-district... selected to play in Memphis Liberty Bowl High School All-Star game... also played soccer.

**Personal:** Computer science: internet and web technology, information systems major... son of Jason Roberson and Ericka Covington... his uncle, Michael

■ CAREER STATISTICS

Year	G	Car	Yds	TD	Lg	Avg/C	Avg/G
2014	12	144	484	1	21	3.4	40.3

■ CAREER BESTS (Most recent listed)

Rush attempts	17, at Jacksonville State, Nov. 1, 2014
Rush yards	67, Murray State, Oct. 18, 2014
Long rush	21, at Memphis, Aug. 30, 2014

90

# ZACH ROBERTS

DEFENSIVE LINEMAN

6-1 • 243 • FRESHMAN  
NASHVILLE, TENN. • MONTGOMERY BELL ACADEMY



**Previously:** Defensive lineman for Marty Euverard at Montgomery Bell Academy... MBA won the 2014 TSSAA Division II-AA State Championship and finished the year ranked 51st in the country... invited to the Offense-Defense All-American Bowl.

**Personal:** Son of Troy and Michelle Roberts... born Aug. 22... plans to major in finance.

75

# RYAN ROCKENSEUSS

OFFENSIVE LINEMAN

6-5 • 308 • FRESHMAN  
TROY, MICH. • TROY ATHENS HS



**Previously:** Offensive lineman for Josh Heppner at Troy Athens High School... selected All-Metro North first team as senior and first-team all-conference... also participated in wrestling, track and field and powerlifting.

**Personal:** Son of Roy and Sherri Rockenseuss... has one sister, Rachel... born July 24... plans to major in accounting.

86

# TREY SALISBURY

TIGHT END

6-5 • 239 • R-JUNIOR  
LEBANON, TENN. • SMITH COUNTY HS



**Academic Honors:** Dean's List: S13; AD Honor Roll: S13, F13, F14, S15

**2014:** After spending a couple of seasons fighting for time on the defensive line, seems to have found a home at tight end... after spending a few weeks working at the position last fall, closed the regular season strong with four catches in his last three games... hauled in two passes for 59 yards, including a 40-yard reception, against Tennessee State.

**2013:** Played in 11 games for the Govs in 2013... had two tackles in season opener against Tennessee... had another two-tackle game at Tennessee Tech.

**2012:** Used 2012 redshirt season to add bulk and strength to frame.

**High School:** Played multiple offensive and defensive positions at Smith County High School... recorded more than 180 tackles in his final two prep seasons... as senior recorded six quarterback sacks along with seven other tackles for loss... also forced four fumbles... voted first-team All-State as senior by Tennessee Sports Writers Association... named first-team all-district as both junior and senior... selected Most Outstanding Defensive End as senior and chosen first-team All-Upper Cumberland as senior after earning second-team as junior.

**Personal:** Business finance major... son of Bryan and Marsha Salisbury... born March 10.

## CAREER STATISTICS

Defense	G	U-A-TOT	TFL	QBS	INT-Yds-TD	PBU	FR-FF	
2013	11	3-3-6	0.0	0.0	0-0-0	1	0-0	
Receiving	G	Rec	Yds	TD	Lg	Rec/G	Avg/C	Avg/G
2014	8	4	82	0	40	0.5	20.5	10.3

## CAREER BESTS (Most recent listed)

Tackles	2, at Tennessee Tech, Nov 23, 2013
Pass breakups	1, at Eastern Illinois, Sep 29, 2012
Receptions	2, 2x, m.r. at Southeast Missouri, Nov. 15, 2014
Receiving yards	59, Tennessee State, Nov. 8, 2014
Long reception	40, Tennessee State, Nov. 8, 2014

6

# MYKHAEL SANFORD

SAFETY

5-9 • 195 • FRESHMAN  
DAPHNE, ALA. • DAPHNE HS



**Previously:** Safety for Glenn Vickery at Daphne High School... credited with more than 110 tackles each of his three prep seasons... in 2014, had 91 solo stops in his 114 tackles, with 12.5 tackles for loss, three forced fumbles and one recovery... as junior was credited with 122 tackles, including eight for loss... forced six fumbles and broke up eight passes... as sophomore tallied 143 tackles, including 72 solo stops... chosen second-team all-region as junior and senior... named first-team All-Baldwin County all three prep seasons.

**Personal:** Son of Douglas McCarver and Sherita Sanford... related to former LSU quarterback Jamarcus Russell, former Tennessee quarterback Condredge Holloway and former Alabama linebacker Tana Patrick... born Jan. 25... plans to major in pre-law studies.

72

# HUNTER SCHMEISSER

OFFENSIVE LINEMAN

6-3 • 332 • FRESHMAN  
BRENTWOOD, TENN. • BRENTWOOD HS



**Previously:** Standout offensive lineman for former Austin Peay graduate assistant Mike Woodward at Brentwood High School... two-year starter was a captain his senior season... all-conference and all-area in 2014.

**Personal:** Son of Chris and Leila Schmeisser... has two brothers, William and Michael... born Dec. 6... plans to major in physical therapy.

**43**

**TYLER SCHNEIDER**

**DEFENSIVE END**

6-3 • 231 • SOPHOMORE

HAINESPORT, N.J. • RANCOCAS VALLEY REGIONAL HS



**2014:** A day-one starter at defensive end looks like a defensive building block for the next three seasons... tallied 24 tackles (3.5 for loss), a sack and three quarterback hurries as a freshman... had season-best five tackles (one for loss) in home opener against Chattanooga... totaled three tackles, with 1.5 going for loss, and had season's lone sack at Mercer... recorded two tackles at Southeast Missouri but was a presence in the backfield all game long with three hurries.

**High School:** Three-year starter at Rancocas Valley Regional High School... credited with 122 career tackles, including 16.5 sacks and 24 tackles for loss... also forced four fumbles... three-time all-league selection as well as earning all-county.

**Personal:** Business major... son of John and Amy Schneider... born Feb. 24.

**■ CAREER STATISTICS**

Defense	G	U-A-TOT	TFL	QBS	INT-Yds-TD	PBU	FR-FF
2014	12	15-9-24	3.5	1.0	0-0-0	0	0-0

**■ CAREER BESTS** (Most recent listed)

Tackles	5, Chattanooga, Sept. 13, 2014
Tackles for Loss	1.5, at Mercer, Oct. 18, 2014

**82**

**BLAKE SCHNIEDERS**

**WIDE RECEIVER**

5-11 • 171 • SOPHOMORE

SHAWNEE, KAN. • POPE JOHN PAUL II HS



**Previously:** Played at Coffeyville (Kan.) Community College under Aaron Flores... made 11 tackles as a freshman and eight as a sophomore... prepped at Bishop Miege High School for Jon Holmes as a wide receiver and defensive back, with the Stags advancing to two state championship games and winning the 2009 contest... also a state championship qualifier and wrestling.

**Personal:** Son of Russell and Sandy Schnieders... has one sister, Amanda... born Dec. 19... plans to major in health and human performance.


**36**

**GUNNAR SCHOLATO**

**LINEBACKER**

6-2 • 230 • FRESHMAN

HENDERSONVILLE, TENN. • POPE JOHN PAUL II HS



**Previously:** Played linebacker and fullback for Jerry Joslin at Pope John Paul II... Division II-AA All-State as a senior after rushing for 500 yards on 80 carries and adding 110 tackles... all-region as a junior and senior and all-county his final three years of prep ball... selected for East-West All-Star Game... part of school-record 4x400m relay team.

**Personal:** Son of Tom and Susan Scholato... has two brothers, Hunter and Pierce... born Oct. 11... plans to major in health and human performance.

**55**

**ETHAN SELF**

**OFFENSIVE LINEMAN**

6-2 • 287 • FRESHMAN

MELBOURNE, FLA. • MELBOURNE CENTRAL CATHOLIC HS/MIDWEST PREP ACADEMY



**Previously:** Joined the team in mid-year and earned a long look among the offensive linemen in spring practice... came to APSU from Midwest Prep Academy in Chicago... offensive tackle for Mike Riazzi at Melbourne Central... earned first-team All-State as senior after earning second-team honors in 2013...also two-year all-conference selection.

**Personal:** Son of Charlie and Lori Self... born July 1... plans to major in business.

## THE GOVERNORS

# 20

## CARLISS SETTLES


DEFENSIVE BACK

5-9 • 174 • FRESHMAN

CORDOVA, TENN. • HARDING ACADEMY

**Previously:** Was a running back and defensive back for Ryan Derrick at Harding Academy... scored 24 touchdowns in his career (18 rushing, 6 receiving) and ran for 1,627 yards on 281 carries (5.8 yards per carry)... ended career with eight interceptions and 19 pass break-ups... all-conference as a junior and senior... played in the Liberty Bowl All-Star Game... helped Harding to 2015 state basketball championships, where the Lions finished as runner-up.

**Personal:** Son of Tiffany Shotwell Holmes... has one sister, Kalan... born Dec. 16... plans to major in business.



# 61

## RYAN SINKLER


OFFENSIVE LINEMAN

6-1 • 297 • JUNIOR

KANSAS CITY, MO. • BISHOP-MIEGE HS/COFFEYVILLE CC

**Previously:** Early enrollee joined the Govs for spring practice... offensive guard and center for Aaron Flores at Coffeyville Community College... mid-year transfer who will compete for a starting position in the spring... played both positions for Jon Holmes at Bishop Miege High School where he was teammates with Missouri All-American Shane Ray.

**Personal:** Son of Katherine Sinkler... has one brother, Kyle... born May 27... undecided on his major.



# 49

## TRENT STORY


LINEBACKER

6-0 • 204 • FRESHMAN

BINGHAMTON, N.Y. • MAINE-ENDWELL HS

**Previously:** Was a linebacker, fullback and long-snapper for Matt Gallagher at Maine-Endwell High School... recorded 142 career tackles and six sacks... proud owner of three state championship rings... All-Metro linebacker as a junior... missed final nine games as senior due to injury.

**Personal:** Son of Todd and Brenda Story... has two sisters, Brittany and Stephanie... born Jan. 5... plans to major in criminal justice.



# 9

## DEVIN STUART

DEFENSIVE BACK

5-11 • 172 • FRESHMAN

KINGSPORT, TENN. • DOBYNS-BENNETT HS

**Previously:** Played cornerback for Graham Clark at Dobyms Bennett High School... clocked a 4.47 40-yard dash... all-district tournament performer in both basketball and soccer.

**Personal:** Son of Robert and Angela Stuart... dad played football at Lees McRae... has three siblings: Sheena, Cory and Dre... cousin of Govs linebacker Zach Stuart... born Nov. 6... plans to major in sports broadcasting.



**16**

**ZACH STUART**

**LINEBACKER**

6-2 • 212 • SOPHOMORE  
KNOXVILLE, TENN. • WEST HS



**2014:** On a young defense, led all freshmen with 53 tackles... made six solo stops in his debut at Memphis... had four tackles (one for loss) and a fumble recovery in the home opener against Chattanooga... had season-high seven tackles on three occasions: on the road against UT Martin and Southeast Missouri and at home against Jacksonville State, in a game where he also forced a fumble and added a tackle for loss against.

**High School:** Played linebacker for Scott Cummings at West High School...2012 Class 5A All-State selection after leading West High School to a 9-3 record, finishing with 71 tackles, including 17 for loss, with seven sacks and an interception... two-time All-PrepXtra First Team by the News Sentinel...two-time all-district selection also twice was chosen district defensive lineman of the year...as junior was credited with 84 tackles, including 28.5 tackles for loss (11.5 sacks) in helping West to the Class 5A state semifinals.

**Personal:** Art major... son of Phil Stuart...born Sept. 10... his father Phil played offensive line at Tennessee while his brother Alex was an offensive lineman at Middle Tennessee; cousin Devin joined the Gobs in Fall 2015.

**■ CAREER STATISTICS**

Defense	G	U-A-TOT	TFL	QBS	INT-Yds-TD	PBU	FR-FF
2014	12	12-27-53	4.0	0.0	0-0-0	0	1-1

**■ CAREER BESTS** (Most recent listed)

Tackles	7, 3x, m.r. at Southeast Missouri, Nov. 15, 2014
Tackles for Loss	1.0, 3x, m.r. at Jacksonville State, Nov. 1, 2014

**31**

**JALEEL STUBBS**

**RUNNING BACK**

5-9 • 182 • FRESHMAN  
WOODLAWN, TENN. • CLARKSVILLE ACADEMY



**Previously:** Local product played for Todd Hood at Clarksville Academy... ran for 1443 yards and 23 touchdowns as senior... District 10-A Offensive MVP as a senior en route to first-team All-State and All-Area Offensive MVP honors... selected to participate in the Toyota east vs. West All-Star game... played part in Cougars' 2012 district championship and 2014 runner-up finish.


**Personal:** Son of Jamie Stubbs and Karren Cooper-Stubbs... has one sister, Thesallye, and one brother, Darrius... born Oct. 30... undecided on major.

**8**

**TREY TAYLOR**

**QUARTERBACK**

6-3 • 215 • R-SENIOR  
CORDOVA, TENN. • HOUSTON HS/CENTRAL ARKANSAS



**Academic Honors:** AD Honor Roll: F13

**2014:** Opened the season as the starter under center, and was the Gobs starting quarterback for the final two regular season contests as well... in the Gobs near-upset against Tennessee State, he carried the ball a season-high 14 times for 49 yards and was 8-for-17 for 104 yards through the air, rushing for one score and throwing for another... ended the year with an 18-for-32, 224-yard performance against Tennessee Tech.

**2013:** Sat out 2013 season after transferring from Central Arkansas... lefty completed 17 of 22 passes for 142 yards and two TDs in spring game... also had 19 yards rushing on four attempts.

**At Central Arkansas:** Did not appear in game in 2012 after redshirting in 2011.

**High School:** Played quarterback for Houston High School... chosen two-time 3-5A All-District quarterback... 2010 Liberty Bowl All-State Game MVP... all-time leading passer in Houston High School history... completed 156 of 275 career attempts for 2,341 yards... also rushed for 784 yards... also was two-year letterman.in basketball.

**Personal:** Computer science: database administration major with computer networking minor... son of Arthur Taylor and Tyra Taylor... born Feb. 6... member of ACT 31 & Up Club while in high school... sister Jasmine played basketball at Arkansas State.

**■ CAREER STATISTICS**

PASSING	G	Effic	Com-Att-Int.	Pct.	Yds	TD	Yd/P	Yd/G
2014	7	102.87	45-88-2	51.1	511	2	5.8	73.0

**■ CAREER BESTS** (Most recent listed)

Pass attempts	32, Tennessee Tech, Nov. 22, 2014
Pass completions	18, Tennessee Tech, Nov. 22, 2014
Pass yards	224, Tennessee Tech, Nov. 22, 2014
Pass TDs	1, 2x, m.r. Tennessee Tech, Nov. 22, 2014

# 40 COREY TEAGUE

DEFENSIVE END  
6-0 • 256 • SENIOR  
LAVERGNE, TENN. • EZELL HARDING HS



**2014:** Vocal, energetic presence is one of defensive line's leaders... made 10 tackles as a junior... had three stops in back-to-back games at Eastern Illinois (including season's lone tackle for loss) and at Illinois State.

**2013:** Played in all 12 games in the 2013 season... had two tackles in five games including Tennessee, Vanderbilt, and Eastern Kentucky... had a forced fumble and a quarterback hurry in the game at Eastern Kentucky... had a season-high three tackles at Chattanooga.

**2012:** Gained great experience in 2012, appearing in all 11 games and recording 16 total tackles... recorded four tackles for loss... assisted on two tackles against Murray State, including one for loss... credited with a sack and added his first career interception against Eastern Kentucky... assisted on two tackles against Culver-Stockton, both for loss... made one tackle for loss against Jacksonville State... credited with season-high four tackles (one solo) and shared one tackle for loss in the season finale against Tennessee Tech.

**High School:** Played multiple positions during career at Ezell Harding, including defensive end, wide receiver and running back as senior... rushed for 131 yards and two TDs as senior while catching 13 passes for 170 yards and three TDs... finished with more than 120 tackles for his career on the defensive side... selected team captain as junior and senior chosen most improved as sophomore.

**Personal:** Psychology major... son of Corey Sr. and Tamara Teague... father played tight end at Middle Tennessee and was member of two OVC championship teams... cousin Marsalis Teague played defensive back at Tennessee... another cousin, Dominique Allen played fullback at LSU and MTSU... born May 1.

■ CAREER STATISTICS


Defense	G	U-A-TOT	TFL	QBS	INT-Yds-TD	PBU	FR-FF
2012	11	5-11-16	4.0	1.0	1-3-0	0	0-0
2013	12	8-9-17	1.5	1.5	0-0-0	0	0-1
2014	8	5-5-10	1.0	0.0	0-0-0	0	0-0
<b>TOTAL</b>	<b>31</b>	<b>18-25-43</b>	<b>6.5</b>	<b>2.5</b>	<b>1-3-0</b>	<b>0</b>	<b>0-1</b>

■ CAREER BESTS (Most recent listed)

Interceptions	1, at Eastern Kentucky, Oct 13, 2012
Tackles	4, Tennessee Tech, Nov 17, 2012 (1-3)
Sacks	1.0, UT Martin, Oct 26, 2013
Tackles for loss	1.0, 2x, m.r. at Eastern Illinois, Sept. 20, 2014
Fumbles forced	1, at Eastern Kentucky, Oct 05, 2013

# 48 EMMITT THOMAS

LINEBACKER  
5-10 • 223 • FRESHMAN  
MEMPHIS, TENN. • HARDING ACADEMY



**Previously:** Linebacker at Harding Academy under Ryan Derrick... totaled 201 tackles (13 for loss) along with nine forced fumbles, six sacks and nine pass break-ups during his junior and senior seasons... made 112 stops in his junior year alone... all-conference as a junior and senior... Commercial Appeal Best of Preps all-metro team.

**Personal:** Son of Keith and Latricia Thomas... has one brother, Keith... born Aug. 22... plans to major in communications and hopes to become a sports broadcaster.

# 15 WESLEY THOMAS

WIDE RECEIVER  
6-0 • 208 • SOPHOMORE  
SOUTH BEND, IND. • CLAY HS



**2014:** The Governors leader in receiving yards (314) as a freshman... also hauled in two touchdown receptions, second on the team... hauled in a reception in each of his four games... broke out with a three-catch, 50-yard game at UT Martin, including a 43-yard touchdown catch... his last game as a freshman also was his best, as he torched Tennessee Tech's secondary for six catches and 141 yards, including an 80-yard touchdown reception... enrolled in school during January and participated in spring practice, earning a spot atop the depth chart entering summer 2014.

**High School:** As prep senior at Clay High School caught 47 passes for 655 yards after hauling in 55 catches for 955 yards as junior... first-team Northern Indiana Conference as senior after earning second-team as junior... earned All-NIC in track for 100m and 4x100m relay.

**Personal:** Business management major... son of Monice Thomas and Byron Johnson... born June 4... mother played basketball at Wayne State (1979-81).

■ CAREER STATISTICS

Receiving	G	Rec	Yds	TD	Lg	Rec/G	Avg/C	Avg/G
2014	12	24	314	2	80	2.0	13.1	26.2

■ CAREER BESTS (Most recent listed)

Receptions	6, Tennessee Tech, Nov. 22, 2014
Receiving yards	141, Tennessee Tech, Nov. 22, 2014
Long reception	80, Tennessee Tech, Nov. 22, 2014
Touchdowns	1, 2x., m.r. Tennessee Tech, Nov. 22, 2014

**42 EVAN TOBY**  
**PLACEKICKER**  
 6-0 • 163 • R-JUNIOR  
 MARYVILLE, TENN. • MARYVILLE HS



**Academic Honors:** OVC Commissioner's Honor Roll 2013-14... Dean's List: F13, F14... Athletics Directors Honor Roll: S13, F13, S14, F14, S15

**2014:** In the mix for more playing time in 2015... served as Govs' kick-off specialist in 2014... averaged 52.8 yards on 29 kickoffs last season... averaged 55 yards on four kick-off attempts in the finale against Tennessee Tech and recorded season's lone tackle.

**2013:** Played in 11 games for the Govs in 2013 as kickoff specialist... walk-on had three kickoffs averaging 58.0 yards per kick at Chattanooga... had season-high seven kickoffs averaging 51.7 yards per kick against Southeast Missouri... had four touchbacks on the season... will continue battle for kicking duties.

**2012:** Redshirted in 2012.

**High School:** Placekicker for Charles Quarles at Maryville High School... named all-county and most valuable specialist.

**Personal:** Business finance major... son of Ryan and Kristie Toby... born May 8... age 20.

**■ CAREER STATISTICS**

Kickoffs	G	No.	Yds	Avg	TB	OB
2013	11	28	1547	55.2	4	2
2014	12	29	1531	52.8	4	2
CAREER	23	57	3078	54.0	8	4

**50 ANTONIO TURNER**  
**LINEBACKER**  
 6-1 • 221 • JUNIOR  
 LOUISVILLE, KY. • WESTERN HS



**2014:** Governors leading tackler (81 stops) back to anchor the linebacker corps in 2015... also led the team with 7.0 tackles for loss; he shared at least one stop behind the line of scrimmage in each of the Govs last eight games... had 10 stops and two tackles for loss against Eastern Kentucky... followed that with an eight-tackle performance against Mercer that included 1.5 tackles for loss... his 14 tackles (1.5 for loss) against Tennessee State was the most by a Governor in 2014.

**2013:** Late summer 2013 signee played in 11 games as freshman, playing sparingly in early going before moving into starting lineup for final seven games... finished second on team in tackles with 67 (27 solo), picking up at least one tackle in 10 games... had two season-high 13 tackle games against Jacksonville State and Tennessee Tech... had eight tackles with a sack against Murray State... had three games with seven tackles against UT Martin, Tennessee State, and Southeast Missouri... had a fumble recovery at Eastern Kentucky.

**High School:** Four-year starter for Lavelle Boyd at Western High School... earned all-district honors as senior as well as team's "Defensive Award"... chosen for Kentucky All-Star and earned West team MVP honors.

**Personal:** Son of DeKisha and David Kinnison Sr.... born April 13.

**■ CAREER STATISTICS**

Defense	G	U-A-TOT	TFL	QBS	INT-Yds-TD	PBU	FR-FF
2013	11	27-40-67	2.5	1.0	0-0-0	0	2-0
2014	11	43-38-81	7.0	0.5	0-0-0	0	1-0
CAREER	22	70-78-148	9.5	1.5	0-0-0	0	2-0

**■ CAREER BESTS** (Most recent listed)

Tackles	14, Tennessee State, Nov. 8, 2014
Sacks	1.0, at Murray St., Oct 18, 2013
Tackles for loss	2.0, Eastern Kentucky, Oct. 4, 2014
Fumble Recovery	1, 2x, m.r. Murray State, Oct. 18, 2014


## THE GOVERNORS

# 27

## DAVID WALL

### DEFENSIVE BACK

5-9 • 202 • SOPHOMORE  
HAMMOND, IND. • MORTON HS



**2014:** In a young defensive backfield, led all freshmen defensive backs with 40 tackles... had three tackles (one for loss) and a quarterback hurry at Eastern Illinois... followed up a seven-tackle effort against Jacksonville State with an eight-tackle game against Tennessee State, including a forced fumble and a pass break-up.

**High School:** Credited with 97 tackles as senior at safety for Morton High School, including seven tackles for loss... picked off one pass and forced three fumbles... blocked five field goals... member of National Honor Society.

**Personal:** Applied exercise science major... son of Joan Wall... born June 17.

#### ■ CAREER STATISTICS

Defense	G	U-A-TOT	TFL	QBS	INT-Yds-TD	PBU	FR-FF
2014	12	19-21-40	2.0	0.0	0-0-0	1	1-1

#### ■ CAREER BESTS (Most recent listed)


Tackles	8, Tennessee State, Nov. 8, 2014
Tackles for loss	1.0, 2x, m.r. at Eastern Illinois, Sept. 20, 2014
Fumble Recovery	1, Tennessee Tech, Nov. 22, 2014
Fumble Forced	1, Tennessee State, Nov. 8, 2014

# 26

## KYLE WALLACE

### DEFENSIVE BACK

5-11 • 195 • FRESHMAN  
CHICAGO, ILL. • HALES FRANCISCAN HS



**Previously:** Played defensive back, wide receiver, running back and returned kicks for Randall Townsell at Hales Franciscan High School... three-year starter... as senior credited with 78 tackles, including 15 sacks... also caught 20 passes for 500 yards.

**Personal:** Son of Joshua Wallace and Kimberly and Brandon Houzz... has two siblings, Jordan and Mia... born April 2... plans to major in physical therapy.

# 18

## DAMIEN WHITFIELD

### DEFENSIVE BACK

6-1 • 183 • JUNIOR  
MCCALLA, ALA. • MCADORY HS



**2014:** Third-leading tackler in 2014 with 72 stops (team-high 51 solo tackles)... had eight tackles (one for loss) in the home opener against Chattanooga... made season-high 10 stops and broke up a pair of passes against Eastern Kentucky... picked off a pass and brought it back for a score at Southeast Missouri and added eight tackles.

**2013:** Played in 11 games in the secondary for the Govs in 2013... had at least one tackle in seven games... had four tackles and a tackle for loss against Jacksonville State... had two tackles and an interception returned 25 yards at Tennessee State... ended the year with two tackles at Tennessee Tech.

**High School:** Two-year starter in secondary at McAdory High School... recorded seven interceptions as senior, returning three for TDs... earned all-state as senior along with All-West Alabama and All-Metro... played in state title game as senior... multi-sport athlete who also plays basketball and baseball, having participated in the 2007 Dixie World Series.

**Personal:** Son of Darren and Sharon Whitfield... born March 21... majoring in Criminal Justice.

#### ■ CAREER STATISTICS

Defense	G	U-A-TOT	TFL	QBS	INT-Yds-TD	PBU	FR-FF
2013	11	6-8-14	1.0	0.0	1-25-0	1	0-0
2014	12	51-21-72	1.0	0.0	1-12-1	4	2-0
CAREER	23	57-29-86	2.0	0.0	2-37-1	5	2-0

#### ■ CAREER BESTS (Most recent listed)


Interceptions	1, 2x, m.r. at Southeast Missouri, Nov. 15, 2014
Tackles	10, Eastern Kentucky, Oct. 4, 2014
Tackles for loss	1.0, 2x, m.r. Chattanooga, Sept. 13, 2014
Pass breakups	2, Eastern Kentucky, Oct. 4, 2014
Fumble recovery	1, 2x, m.r. Tennessee State, Nov. 8, 2014

47

# SHAUN WHITTINGHILL

DEFENSIVE END

6-4 • 226 • FRESHMAN  
LOUISVILLE, KY. • MOORE TRADITIONAL SCHOOL



**Previously:** Played defensive end/linebacker for Eric Dick at Moore School... credited with 141 tackles as senior, including 28 for loss... recorded 13.5 sacks and while forcing four fumbles and recovering four... finished career with 277 total tackles, including 30.5 sacks... also had 10 forced fumbles; 12 fumble recoveries, four resulting in TD, five blocked field goals and two blocked punts... preseason All-Metro Louisville... listed among Top 40 Kentucky prospects entering season... selected first-team 2014 Kentucky Prep All-State while being honorable mention for Louisville Courier Journal and Associated Press All-State teams... two-time first-team all-conference selection.


**Personal:** Son of Charity Whittinghill... born Aug. 22... plans to major in education.

53

# AJ WILLIAMS

LINEBACKER

6-0 • 225 • FRESHMAN  
CHICAGO, ILL. • KERNWOOD ACADEMY



**Previously:** Defensive end and offensive guard for Darnell Jones at Kernwood Academy... as senior credited with 67 tackles, including 10 sacks... combined for 97 tackles during junior and sophomores season, including eight sacks in each season... selected all-league as junior and senior... listed among the Mike Clark Top-100 Players in the Area for Chicago... multi-sport athlete also has competed in track and field, basketball and wrestling, winning city championship in shot put in 2014.

**Personal:** Son of Joseph and Tonia Williams... has one brother, Joseph... born Jan. 13... plans to major in biology.

85

# B.J. WILSON

WIDE RECEIVER

5-9 • 188 • SOPHOMORE  
NASHVILLE, TENN. • PALM BEACH ATLANTIC



**Previously:** Appeared on the two-deep at the end of the 2014 season, but did not see game action... came to Austin Peay from Palm Beach Atlantic.

# 2014 IN REVIEW



## A photo is worth a thousand words...

2014 was a year that saw the Governors open a stadium, snap a losing streak and create national headlines with their choice in uniform. From the top (descending): Austin Peay opened the season at FBS Memphis, the Gobs 10th FBS opponent since 2010. Governors Stadium re-opened after its renovation when APSU hosted Chattanooga, Sept. 13; the Gobs entered a full stadium, with paratroopers from Fort Campbell bringing the ball into the stadium. Austin Peay snapped the nation's longest losing streak with a 20-13 win against Murray State, Oct. 18, and wore camo jerseys with the nicknames of each Fort Campbell unit - costing the Gobs a timeout each quarter - for homecoming against Tennessee State, Nov. 8.

# 2014 OHIO VALLEY CONFERENCE IN REVIEW

## ■ FINAL STANDINGS

School	CONFERENCE				OVERALL				
	W-L	Pct.	H	A	W-L	Pct.	H	A	N
Jacksonville State	8-0	1.000	4-0	4-0	10-2	.833	5-1	5-1	0-0
Eastern Kentucky	6-2	.750	3-1	3-1	9-4	.692	4-2	5-2	0-0
UT Martin	5-3	.625	2-2	3-1	6-6	.500	3-2	3-4	0-0
Eastern Illinois	5-3	.625	3-1	2-2	5-7	.417	3-2	2-5	0-0
Tennessee Tech	4-4	.500	3-1	1-3	5-7	.417	4-2	1-5	0-0
Tennessee State	3-5	.375	1-3	2-2	6-6	.500	3-3	2-3	1-0
Southeast Missouri	3-5	.375	2-2	1-3	5-7	.417	4-2	1-5	0-0
Murray State	1-7	.125	1-3	0-4	3-9	.250	3-3	0-6	0-0
Austin Peay	1-7	.125	1-3	0-4	1-11	.083	1-4	0-7	0-0

**Regular-Season Champions:** Eastern Illinois

**NCAA Tournament Selections:** Eastern Illinois, Tennessee State, Jacksonville State

## ■ POSTSEASON AWARDS

**Offensive Player of the Year:** Dy'Shawn Mobley, RB, Eastern Kentucky

**Defensive Player of the Year:** Devaunte Sigler, DT, Jacksonville State

**Freshman of the Year:** Justin Lea, OT, Jacksonville State

**Coach of the Year:** John Grass, Jacksonville State

## ■ FIRST-TEAM ALL-OVC

QB	Eli Jenkins, Jacksonville State
RB	Dy'Shawn Mobley, Eastern Kentucky
RB	DaMarcus James, Jacksonville State
WR	Adam Drake, Eastern Illinois
WR	Paul McRoberts, Southeast Missouri
TE	Jeff LePak, Eastern Illinois
C	Max Holcombe, Jacksonville State
OG	Collin Seibert, Eastern Illinois
OG	Adam Wright, Jacksonville State
OT	Charles Sweeton, UT Martin
OT	Brett Eyckmans, Eastern Kentucky
DL	Devaunte Sigler, Jacksonville State
DL	LaMichael Fanning, Jacksonville State
DL	Samquan Evans, Tennessee State
DL	Anthony Bass, Tennessee State
LB	Tony Bell, UT Martin
LB	Nick Thrasher, Tennessee State
LB	Kamu Grugier-Hill, Eastern Illinois
DB	De'Ante Saunders, Tennessee State
DB	Jermaine Hough, Jacksonville State
DB	Jourdan Wickliffe, Eastern Illinois
DB	Marty Jones, Tennessee Tech
K	Ryan McCrum, Southeast Missouri
P	Hamish MacInnes, Jacksonville State
RS	Pokey Harris, Murray State

## ■ SECOND-TEAM ALL-OVC

QB	Jalen Whitlow, Eastern Illinois
RB	Abou Toure, UT Martin
RB	DeMichael Jackson, Southeast Missouri
WR	Josh Barge, Jacksonville State
WR	Janawski Davis, Murray State
TE	Bo Brummel, Jacksonville State
C	Nick Borre, Eastern Illinois
OG	Trey Shelton, Eastern Kentucky
OG	Robert Myers, Tennessee State
OT	Justin Lea, Jacksonville State
OT	Evan Kanz, Eastern Illinois
DL	Dino Fanti, Eastern Illinois
DL	Chris Landrum, Jacksonville State
DL	Caleb Lawrence, Jacksonville State
DL	Gabe Terry, Tennessee State
LB	Ben Endress, Jacksonville State
LB	Tyrelle Johnson, Eastern Kentucky
LB	Robert Haynes, Eastern Illinois
DB	Brandon Stanley, Eastern Kentucky
DB	Daniel Fitzpatrick Tennessee State
DB	Tim Hamm-Bey, Southeast Missouri
DB	Austin Tallant, Tennessee Tech
K	Andrew Lloyd, Eastern Kentucky
P	Jonathan King, Tennessee Tech
RS	Ladarius Vanlier, Tennessee Tech

## ■ OVC ALL-NEWCOMER TEAM

QB	Jalen Whitlow, Eastern Illinois
K/P	Nick Bruno, Eastern Illinois
RB	Dy'Shawn Mobley, Eastern Kentucky
OT	Justin Lea, Jacksonville State
DE	LaMichael Fanning, Jacksonville State
DT	Devaunte Sigler, Jacksonville State
TE	Bo Brummel, Jacksonville State
DE	Gabe Terry, Tennessee State
WR	Brock McCain, Tennessee Tech
P	Jonathan King, Tennessee Tech
LB	Nick Dance, UT Martin

# 2014 STATISTICS

OVERALL: 1-11 | OVC: 1-7 | Home: 1-4 | Road: 0-7

## TEAM STATISTICS

	AP	OPP
<b>SCORING</b>	<b>116</b>	<b>523</b>
Points Per Game	9.7	43.6
<b>FIRST DOWNS</b>	<b>147</b>	<b>301</b>
Rushing	67	139
Passing	60	131
Penalty	20	31
<b>RUSHING YARDAGE</b>	<b>1523</b>	<b>2917</b>
Yards gained rushing	1927	3131
Yards lost rushing	404	214
Rushing Attempts	485	532
Average Per Rush	3.1	5.5
Average Per Game	126.9	243.1
TDs Rushing	5	38
<b>PASSING YARDAGE</b>	<b>1475</b>	<b>3025</b>
Comp-Att-Int	145-271-10	237-338-5
Average Per Pass	5.4	8.9
Average Per Catch	10.2	12.8
Average Per Game	122.9	252.1
TDs Passing	9	30
<b>TOTAL OFFENSE</b>	<b>2998</b>	<b>5942</b>
Total Plays	756	870
Average Per Play	4.0	6.8
Average Per Game	249.8	495.2
<b>KICK RETURNS: #-Yards</b>	<b>45-842</b>	<b>22-440</b>
<b>PUNT RETURNS: #-Yards</b>	<b>10-35</b>	<b>39-340</b>
<b>INT RETURNS: #-Yards</b>	<b>5-89</b>	<b>10-110</b>
<b>KICK RETURN AVERAGE</b>	<b>18.7</b>	<b>20.0</b>
<b>PUNT RETURN AVERAGE</b>	<b>3.5</b>	<b>8.7</b>
<b>INT RETURN AVERAGE</b>	<b>17.8</b>	<b>11.0</b>
<b>FUMBLES-LOST</b>	<b>17-9</b>	<b>24-11</b>
<b>PENALTIES-Yards</b>	<b>84-792</b>	<b>79-647</b>
Average Per Game	66.0	53.9
<b>PUNTS-Yards</b>	<b>98-3659</b>	<b>44-1720</b>
Average Per Punt	37.3	39.1
Net punt average	33.1	36.5
<b>KICKOFFS-Yards</b>	<b>29-1531</b>	<b>92-5513</b>
Average Per Kick	52.8	59.9
Net kick average	34.2	39.4
<b>TIME OF POSSESSION/Game</b>	<b>30:10</b>	<b>29:50</b>
<b>3RD-DOWN Conversions</b>	<b>45/182</b>	<b>75/160</b>
3rd-Down Pct	25%	47%
<b>4TH-DOWN Conversions</b>	<b>6/22</b>	<b>13/20</b>
4th-Down Pct	27%	65%
<b>SACKS BY-Yards</b>	<b>7-52</b>	<b>23-160</b>
<b>MISC YARDS</b>	<b>0</b>	<b>0</b>
<b>TOUCHDOWNS SCORED</b>	<b>15</b>	<b>71</b>
<b>FIELD GOALS-ATTEMPTS</b>	<b>4-5</b>	<b>9-12</b>
<b>ON-SIDE KICKS</b>	<b>0-1</b>	<b>0-0</b>
<b>RED-ZONE SCORES</b>	<b>(12-19) 63%</b>	<b>(59-65) 91%</b>
<b>RED-ZONE TOUCHDOWNS</b>	<b>(8-19) 42%</b>	<b>(51-65) 78%</b>
<b>PAT-ATTEMPTS</b>	<b>(10-13) 77%</b>	<b>(68-69) 99%</b>
<b>ATTENDANCE</b>	<b>24206</b>	<b>78152</b>
Games/Avg Per Game	5/4841	7/11165

## SCORE BY QUARTERS

	1st	2nd	3rd	4th	Total
Austin Peay	23	33	36	24	116
Opponents	155	117	153	98	523

## SCHEDULE AND RESULTS

Date	Opponent	Score	Attend.
Aug. 30	at Memphis	0-63	27361
Sept. 13	Chattanooga	6-42	6883
Sept. 20	at Eastern Illinois*	7-63	9169
Sept. 27	at #22 Illinois State	6-55	8443
Oct. 4	Eastern Kentucky*	0-31	3858
Oct. 11	at Mercer	21-49	8027
Oct. 18	Murray State*	20-13	3312
Oct. 25	at UT Martin*	7-37	5151
Nov. 1	at #5 Jacksonville State*	0-56	17952
Nov. 8	Tennessee State* (HC)	27-31	6143
Nov. 15	at Southeast Missouri*	7-42	2049
Nov. 22	Tennessee Tech*	15-41	4010

HC-Homecoming; \*-OVC Games

## RUSHING

NAME	GP	Att	Gain	Loss	Net	Avg	TD	Long	Avg/G
GERRON, Otis	11	112	618	22	596	5.3	2	89	54.2
ROBERSON, Justin	12	144	513	29	484	3.4	1	21	40.3
FRANKLIN, Julian	12	61	269	26	243	4.0	0	27	20.2
BOONE, Darrien	11	60	247	128	119	2.0	1	39	10.8
COLEMAN, Rashaan	12	41	127	13	114	2.8	0	19	9.5
TAYLOR, Trey	7	37	135	48	87	2.4	1	13	12.4
THOMAS, Wesley	12	1	5	0	5	5.0	0	5	0.4
CAMPBELL, Ben	12	1	0	5	-5	-5.0	0	0	-0.4
MITCHELL, Timarious	1	2	1	8	-7	-3.5	0	1	-7.0
BOOKER, Javier	11	2	0	15	-15	-7.5	0	0	-1.4
TEAM	8	5	0	27	-27	-5.4	0	0	-3.4
MACIUS, Mickey	7	19	12	83	-71	-3.7	0	5	-10.1
<b>Total.....</b>	<b>12</b>	<b>485</b>	<b>1927</b>	<b>404</b>	<b>1523</b>	<b>3.1</b>	<b>5</b>	<b>89</b>	<b>126.9</b>
<b>Opponents.....</b>	<b>12</b>	<b>532</b>	<b>3131</b>	<b>214</b>	<b>2917</b>	<b>5.5</b>	<b>38</b>	<b>84</b>	<b>243.1</b>

## PASSING

NAME	G	Effic	Com-Att-Int.	Pct.	Yds	TD	Lng	Avg/G
MACIUS, Mickey	7	110.55	54-95-5	56.8	530	5	56	75.7
TAYLOR, Trey	7	102.87	45-88-2	51.1	511	2	80	73.0
BOONE, Darrien	11	97.38	43-81-3	53.1	420	2	45	38.2
MITCHELL, Timarious	1	69.60	3-6-0	50.0	14	0	7	14.0
TEAM	8	0.00	0-1-0	0.0	0	0	0	0.0
<b>Total.....</b>	<b>12</b>	<b>102.80</b>	<b>145-271-10</b>	<b>53.5</b>	<b>1475</b>	<b>9</b>	<b>80</b>	<b>122.9</b>
<b>Opponents.....</b>	<b>12</b>	<b>171.63</b>	<b>237-338-5</b>	<b>70.1</b>	<b>3025</b>	<b>30</b>	<b>80</b>	<b>252.1</b>

## RECEIVING

NAME	G	No.	Yds	Avg	TD	Long	Avg/G
COLEMAN, Rashaan	12	26	221	8.5	1	21	18.4
BOYNTON, Malik	12	25	208	8.3	1	40	17.3
THOMAS, Wesley	12	24	314	13.1	2	80	26.2
BEARD, Jared	8	18	175	9.7	4	32	21.9
BOOKER, Javier	11	15	230	15.3	1	56	20.9
GERRON, Otis	11	10	114	11.4	0	20	10.4
ROBERSON, Justin	12	9	55	6.1	0	13	4.6
SALISBURY, Trey	8	4	82	20.5	0	40	10.2
FRANKLIN, Julian	12	3	26	8.7	0	25	2.2
PRICE, Alex	5	3	18	6.0	0	12	3.6
JONES, Devon	10	3	12	4.0	0	6	1.2
BRANCH, Hunter	9	3	8	2.7	0	4	0.9
EMBRY, Jamaar	5	1	7	7.0	0	7	1.4
McPHETRIDGE, Dustin	5	1	5	5.0	0	5	1.0
<b>Total.....</b>	<b>12</b>	<b>145</b>	<b>1475</b>	<b>10.2</b>	<b>9</b>	<b>80</b>	<b>122.9</b>
<b>Opponents.....</b>	<b>12</b>	<b>237</b>	<b>3025</b>	<b>12.8</b>	<b>30</b>	<b>80</b>	<b>252.1</b>

# 2014 STATISTICS

## ■ PUNT RETURNS

NAME	No.	Yds	Avg	TD	Long
COLEMAN, Rashaan	9	34	3.8	0	8
SHULER, Johnathan	1	1	1.0	0	1
<b>Total.....</b>	<b>10</b>	<b>35</b>	<b>3.5</b>	<b>0</b>	<b>8</b>
<b>Opponents.....</b>	<b>39</b>	<b>340</b>	<b>8.7</b>	<b>3</b>	<b>61</b>

## ■ KICK RETURNS

NAME	No.	Yds	Avg	TD	Long
BOYNTON, Malik	15	342	22.8	0	62
BOOKER, Javier	13	213	16.4	0	32
THOMAS, Wesley	11	240	21.8	0	29
COLEMAN, Rashaan	2	6	3.0	0	6
BEARD, Jared	1	3	3.0	0	3
ROBERSON, Justin	1	18	18.0	0	18
LOUIS, Benedict	1	5	5.0	0	5
CARLTON, Montez	1	15	15.0	0	15
<b>Total.....</b>	<b>45</b>	<b>842</b>	<b>18.7</b>	<b>0</b>	<b>62</b>
<b>Opponents.....</b>	<b>22</b>	<b>440</b>	<b>20.0</b>	<b>0</b>	<b>66</b>

## ■ PUNTING

NAME	No.	Yds	Avg	Long	TB	FC	I20	Bikd
CAMPBELL, Ben	93	3586	38.6	70	4	21	20	2
TEAM	2	0	0.0	0	0	0	0	0
MACIUS, Mickey	1	28	28.0	28	0	0	1	0
BOONE, Darrien	1	17	17.0	17	0	0	1	0
TAYLOR, Trey	1	28	28.0	28	0	0	1	0
<b>Total.....</b>	<b>98</b>	<b>3659</b>	<b>37.3</b>	<b>70</b>	<b>4</b>	<b>21</b>	<b>23</b>	<b>2</b>
<b>Opponents.....</b>	<b>44</b>	<b>1720</b>	<b>39.1</b>	<b>55</b>	<b>4</b>	<b>14</b>	<b>20</b>	<b>0</b>

## ■ KICKOFFS

NAME	No.	Yds	Avg	TB	OB	Ret	Net	YdLn
TOBY, Evan	29	1531	52.8	4	2			
<b>Total.....</b>	<b>29</b>	<b>1531</b>	<b>52.8</b>	<b>4</b>	<b>2</b>	<b>440</b>	<b>34.2</b>	<b>30</b>
<b>Opponents.....</b>	<b>92</b>	<b>5513</b>	<b>59.9</b>	<b>42</b>	<b>4</b>	<b>842</b>	<b>39.4</b>	<b>25</b>

## ■ FIELD GOALS

NAME	FG-A	1-19	20-29	30-39	40-49	50+	Lg	Bik
VINCIL, Dakota	4-5	0-0	3-3	1-2	0-0	0-0	30	0

## ■ FIELD GOAL SEQUENCE BY GAME

Opponent	Austin Peay	Opponents
Memphis	-	-
Chattanooga	-	-
Eastern Illinois	-	-
Illinois State	-	(33),(33)
Eastern Kentucky	-	(35),52
Mercer	-	-
Murray State	-	(36),(28)
UT Martin	-	(34)
Jacksonville State	-	-
Tennessee State	(30),(22)	46,(41)
Southeast Missouri	32	39
Tennessee Tech	(28),(20)	(20),(24)

## ■ SCORING

NAME	TD	FGs	PAT			Pass	DXP	Saf	Pts
			Kick	Rush	Rcv				
BEARD, Jared	4	0-0	0-0	0-0	0	0-0	0	0	24
VINCIL, Dakota	0	4-5	10-12	0-0	0	0-0	0	0	22
THOMAS, Wesley	2	0-0	0-0	0-0	0	0-0	0	0	12
GERRON, Otis	2	0-0	0-0	0-0	0	0-0	0	0	12
COLEMAN, Rashaan	1	0-0	0-0	0-0	1	0-0	0	0	8
ROBERSON, Justin	1	0-0	0-0	0-0	0	0-0	0	0	6
BOOKER, Javier	1	0-0	0-0	0-0	0	0-0	0	0	6
BOYNTON, Malik	1	0-0	0-0	0-0	0	0-0	0	0	6
BOONE, Darrien	1	0-0	0-0	0-0	0	0-0	0	0	6
WHITFIELD, Damien	1	0-0	0-0	0-0	0	0-0	0	0	6
TAYLOR, Trey	1	0-0	0-0	0-0	0	1-1	0	0	6
LARTEY, Nii	0	0-0	0-0	0-0	0	0-0	0	1	2
MACIUS, Mickey	0	0-0	0-0	0-0	0	0-1	0	0	0
TOBY, Evan	0	0-0	0-1	0-0	0	0-0	0	0	0
<b>Total.....</b>	<b>15</b>	<b>4-5</b>	<b>10-13</b>	<b>0-0</b>	<b>1</b>	<b>1-2</b>	<b>0</b>	<b>1</b>	<b>116</b>
<b>Opponents.....</b>	<b>71</b>	<b>9-12</b>	<b>68-69</b>	<b>0-0</b>	<b>1</b>	<b>1-2</b>	<b>0</b>	<b>0</b>	<b>523</b>

## ■ ALL-PURPOSE

NAME	G	Rush	Rec	PR	KOR	IR	Tot	Avg/G
GERRON, Otis	11	596	114	0	0	0	710	64.5
THOMAS, Wesley	12	5	314	0	240	0	559	46.6
ROBERSON, Justin	12	484	55	0	18	0	557	46.4
BOYNTON, Malik	12	0	208	0	342	0	550	45.8
BOOKER, Javier	11	-15	230	0	213	0	428	38.9
COLEMAN, Rashaan	12	114	221	34	6	0	375	31.2
FRANKLIN, Julian	12	243	26	0	0	0	269	22.4
BEARD, Jared	8	0	175	0	3	0	178	22.2
BOONE, Darrien	11	119	0	0	0	0	119	10.8
TAYLOR, Trey	7	87	0	0	0	0	87	12.4
SALISBURY, Trey	8	0	82	0	0	0	82	10.2
CARLTON, Montez	12	0	0	0	15	38	53	4.4
OWENS, Roderick	12	0	0	0	0	39	39	3.2
PRICE, Alex	5	0	18	0	0	0	18	3.6
WHITFIELD, Damien	12	0	0	0	0	12	12	1.0
JONES, Devon	10	0	12	0	0	0	12	1.2
BRANCH, Hunter	9	0	8	0	0	0	8	0.9
EMBRY, Jamaar	5	0	7	0	0	0	7	1.4
LOUIS, Benedict	12	0	0	0	5	0	5	0.4
McPHETRIDGE, Dustin	5	0	5	0	0	0	5	1.0
SHULER, Johnathan	11	0	0	1	0	0	1	0.1
CAMPBELL, Ben	12	-5	0	0	0	0	-5	-0.4
MITCHELL, Timarious	1	-7	0	0	0	0	-7	-7.0
TEAM	8	-27	0	0	0	0	-27	-3.4
MACIUS, Mickey	7	-71	0	0	0	0	-71	-10.1
<b>Total.....</b>	<b>12</b>	<b>1523</b>	<b>1475</b>	<b>35</b>	<b>842</b>	<b>89</b>	<b>3964</b>	<b>330.3</b>
<b>Opponents.....</b>	<b>12</b>	<b>2917</b>	<b>3025</b>	<b>340</b>	<b>440</b>	<b>110</b>	<b>6832</b>	<b>569.3</b>

## ■ TOTAL OFFENSE

NAME	G	Plays	Rush	Pass	Total	Avg/G
TAYLOR, Trey	7	125	87	511	598	85.4
GERRON, Otis	11	112	596	0	596	54.2
BOONE, Darrien	11	141	119	420	539	49.0
ROBERSON, Justin	12	144	484	0	484	40.3
MACIUS, Mickey	7	114	-71	530	459	65.6
FRANKLIN, Julian	12	61	243	0	243	20.2
COLEMAN, Rashaan	12	41	114	0	114	9.5
MITCHELL, Timarious	1	8	-7	14	7	7.0
THOMAS, Wesley	12	1	5	0	5	0.4
CAMPBELL, Ben	12	1	-5	0	-5	-0.4
BOOKER, Javier	11	2	-15	0	-15	-1.4
TEAM	8	6	-27	0	-27	-3.4
<b>Total.....</b>	<b>12</b>	<b>756</b>	<b>1523</b>	<b>1475</b>	<b>2998</b>	<b>249.8</b>
<b>Opponents.....</b>	<b>12</b>	<b>870</b>	<b>2917</b>	<b>3025</b>	<b>5942</b>	<b>495.2</b>

## 2014 STATISTICS

### DEFENSE

NAME	GP	Solo	Ast	Total	TFL-Yds	QBS-Yds	INT-Yds	PBU	QBH	Rcv-Yds	FF	Kick	Saf
50 TURNER, Antonio	11	43	38	81	7.0-13	0.5-3	.	.	1	1-0	.	.	.
45 NOBLE, Adam	12	32	42	74	1.5-2	.	.	.	.	.	2	.	.
18 WHITFIELD, Damien	12	51	21	72	1.0-1	.	1-12	4	.	2-0	.	.	.
20 MITCHELL, Buddy	12	38	28	66	6.0-13	.	.	2	2	.	1	.	.
2 SHULER, Johnathan	11	28	36	64	2.5-16	1.0-12	.	2	1	1-0	2	.	.
48 STUART, Zach	12	27	26	53	4.0-5	.	.	.	1	1-0	1	.	.
11 CARLTON, Montez	12	44	8	52	3.0-6	.	1-38	6	.	1-0	1	.	.
1 OWENS, Roderick	12	29	18	47	1.0-3	.	3-39	6	.	1-0	2	.	.
41 LOUIS, Benedict	12	23	20	43	3.5-18	1.0-14	.	1	.	.	1	.	.
6 GOINES, Malcolm	12	14	27	41	4.5-15	1.0-5	.	.	5	.	.	.	.
27 WALL, David	12	19	21	40	2.0-5	.	.	1	1	1-0	1	.	.
78 PACE, Jule	12	8	25	33	4.0-12	.	.	.	.	.	1	.	.
24 MILLER, Jalen	6	15	13	28	.	.	.	.	.	.	.	.	.
44 MATIERE-BEY, Nicholis	12	9	18	27	4.5-20	1.5-10	.	.	1	.	.	.	.
43 SCHNEIDER, Tyler	12	15	9	24	3.5-12	1.0-3	.	.	3	.	.	.	.
47 LARTEY, Nii	8	10	11	21	4.5-15	.	.	.	.	.	1	.	1
26 MOORE, Kyran	10	12	5	17	.	.	.	.	.	2-0	.	.	.
92 HOUSTON Jr, John	10	6	9	15	1.0-7	.	.	.	.	.	.	.	.
46 GRAY, A.J.	11	7	7	14	0.5-2	.	.	.	.	.	.	.	.
5A PERRY, DeKeivis	8	9	4	13	.	.	.	.	.	.	.	.	.
99 ROBERSON, Gino	12	4	8	12	0.5-0	.	.	1	.	.	.	.	.
95 PARRIS, Taylor	9	6	4	10	3.0-10	.	.	.	2	.	.	.	.
40 TEAGUE, Corey	8	5	5	10	1.0-5	.	.	.	.	.	.	.	.
25 ALLEN, Demarion	11	4	6	10	.	.	.	.	.	1-0	.	.	.
13 CREECH, Mikhail	12	4	3	7	1.0-5	.	.	1	.	.	.	.	.
85 DUNPHY, Michael	12	4	3	7	.	.	.	.	.	.	.	.	.
39 MULITALO, Ray	8	5	1	6	.	.	.	.	.	.	.	.	.
96 CARROLL, DeAndre	11	4	2	6	.	.	.	.	.	.	.	.	.
28 MITCHELL, Jeremiah	11	.	6	6	.	.	.	.	.	.	.	.	.
90 JOHNSON, Darryl	9	1	3	4	0.5-0	.	.	.	.	.	.	.	.
14 JACKSON, Jamel	11	4	.	4	.	.	.	.	.	.	.	.	.
5 BOOKER, Javier	11	1	2	3	.	.	.	.	.	.	.	.	.
16 BOYNTON, Malik	12	2	.	2	.	.	.	.	.	.	.	.	.
15 THOMAS, Wesley	12	1	1	2	.	.	.	.	.	.	.	.	.
70 MILES, Tyler	12	.	1	1	.	.	.	.	.	.	.	.	.
34 ROBERSON, Justin	12	1	.	1	.	.	.	.	.	.	.	.	.
72 VIRGO, Julian	11	.	1	1	.	.	.	.	.	.	.	.	.
21 COLEMAN, Rashaan	12	1	.	1	.	.	.	.	.	.	.	.	.
49 GERRON, Otis	11	1	.	1	.	.	.	.	.	.	.	.	.
42 TOBY, Evan	12	1	.	1	.	.	.	.	.	.	.	.	.
98 MAYS, DaQuan	1	1	.	1	.	.	.	.	.	.	.	.	.
Total.....	12	489	432	921	60-185	7-52	5-89	24	17	11-0	13	.	1
Opponents.....	12	406	475	881	97.0-353	23-160	10-110	25	38	9-2	8	2	.

### INTERCEPTIONS

INTERCEPTIONS	No.	Yds	Avg	TD	Long
OWENS, Roderick	3	39	13.0	0	39
CARLTON, Montez	1	38	38.0	0	38
WHITFIELD, Damien	1	12	12.0	1	12
<b>Total.....</b>	<b>5</b>	<b>89</b>	<b>17.8</b>	<b>1</b>	<b>39</b>
<b>Opponents.....</b>	<b>10</b>	<b>110</b>	<b>11.0</b>	<b>0</b>	<b>3</b>

## 2014 SUPERLATIVES

### ■ AUSTIN PEAY INDIVIDUAL SINGLE-GAME SUPERLATIVES

NAME	No.	Player-Opponent (Date)
Rushes	24	GERRON, Otis vs Tennessee Tech (Nov 22, 2014)
Yards Rushing	196	GERRON, Otis at Mercer (Oct 11, 2014)
TD Rushes	1	(5 times) ROBERSON, Justin at Eastern Illinois (Sep 20, 2014); BOONE, Darrien at Illinois State (Sep 27, 2014); GERRON, Otis at Mercer (Oct 11, 2014); GERRON, Otis vs Tennessee State (Nov 08, 2014); TAYLOR, Trey vs Tennessee State (Nov 08, 2014)
Long Rush	89	GERRON, Otis at Mercer (Oct 11, 2014)
Pass attempts	32	TAYLOR, Trey vs Tennessee Tech (Nov 22, 2014)
Pass completions	18	MACIUS, Mickey vs Murray State (Oct 18, 2014) TAYLOR, Trey vs Tennessee Tech (Nov 22, 2014)
Yards Passing	224	TAYLOR, Trey vs Tennessee Tech (Nov 22, 2014)
TD Passes	3	MACIUS, Mickey vs Murray State (Oct 18, 2014)
Long Pass	80	TAYLOR, Trey vs Tennessee Tech (Nov 22, 2014)
Receptions	7	BEARD, Jared vs Murray State (Oct 18, 2014)
Yards Receiving	141	THOMAS, Wesley vs Tennessee Tech (Nov 22, 2014)
TD Receptions	3	BEARD, Jared vs Murray State (Oct 18, 2014)
Long Reception	80	THOMAS, Wesley vs Tennessee Tech (Nov 22, 2014)
Field Goals	2	VINCIL, Dakota vs Tennessee State (Nov 08, 2014) VINCIL, Dakota vs Tennessee Tech (Nov 22, 2014)
Long Field Goal	30	VINCIL, Dakota vs Tennessee State (Nov 08, 2014)
Punts	11	CAMPBELL, Ben vs Eastern Kentucky (Oct 04, 2014)
Punting Avg	43.4	CAMPBELL, Ben vs Murray State (Oct 18, 2014)
Long Punt	70	CAMPBELL, Ben vs Murray State (Oct 18, 2014)
Punts inside 20	3	CAMPBELL, Ben at Eastern Illinois (Sep 20, 2014) CAMPBELL, Ben at UT Martin (Oct 25, 2014) CAMPBELL, Ben at Jacksonville State (Nov 1, 2014)
Long Punt Return	8	COLEMAN, Rashaan vs Chattanooga (Sep 13, 2014)
Long Kickoff Return	62	BOYNTON, Malik at UT Martin (Oct 25, 2014)
Tackles	14	TURNER, Antonio vs Tennessee State (Nov 08, 2014)
Sacks	1.0	(7 times) MATIERE-BEY, Nicholis at Eastern Illinois (Sep 20, 2014); GOINES, Malcolm at Illinois State (Sep 27, 2014); SCHNEIDER, Tyler at Mercer (Oct 11, 2014); LOUIS, Benedict at Jacksonville State (Nov 1, 2014); SHULER, Johnathan at Southeast Missouri (Nov 15, 2014)
Tackles For Loss	3.0	LARTEY, Nii vs Tennessee Tech (Nov 22, 2014)
Interceptions	2	OWENS, Roderick vs Murray State (Oct 18, 2014)

### ■ AUSTIN PEAY TEAM SINGLE-GAME SUPERLATIVES

NAME	No.	Opponent (Date)
Rushes	51	vs Murray State (Oct 18, 2014)
Yards Rushing	245	at Mercer (Oct 11, 2014)
Yards Per Rush	6.0	at Mercer (Oct 11, 2014)
TD Rushes	2	vs Tennessee State (Nov 08, 2014)
Pass attempts	37	vs Tennessee Tech (Nov 22, 2014)
Pass completions	19	vs Tennessee Tech (Nov 22, 2014)
Yards Passing	257	vs Tennessee Tech (Nov 22, 2014)
Yards Per Pass	9.1	vs Murray State (Oct 18, 2014)
TD Passes	3	vs Murray State (Oct 18, 2014)
Total Plays	79	vs Tennessee Tech (Nov 22, 2014)
Total Offense	431	vs Tennessee Tech (Nov 22, 2014)
Yards Per Play	6.2	at Mercer (Oct 11, 2014)
Points	27	vs Tennessee State (Nov 08, 2014)
Sacks By	1	(7 times) at Eastern Illinois (Sep 20, 2014); at Illinois State (Sep 27, 2014); vs Eastern Kentucky (Oct 04, 2014); at Mercer (Oct 11, 2014); vs Murray State (Oct 18, 2014); at Jacksonville State (Nov 1, 2014); at Southeast Missouri (Nov 15, 2014)
First Downs	20	vs Tennessee State (Nov 08, 2014) vs Tennessee Tech (Nov 22, 2014)
Penalties	13	at Mercer (Oct 11, 2014)
Penalty Yards	124	at Illinois State (Sep 27, 2014)
Turnovers	3	at UT Martin (Oct 25, 2014) at Southeast Missouri (Nov 15, 2014)
Interceptions By	2	vs Murray State (Oct 18, 2014)
Punts	11	at Memphis (Aug 30, 2014) at Eastern Illinois (Sep 20, 2014) vs Eastern Kentucky (Oct 04, 2014)
Punting Avg	43.1	at Jacksonville State (Nov 1, 2014)
Long Punt	70	vs Murray State (Oct 18, 2014)
Punts inside 20	3	(6 times) at Memphis (Aug 30, 2014); at Eastern Illinois (Sep 20, 2014); vs Murray State (Oct 18, 2014); at UT Martin (Oct 25, 2014); at Jacksonville State (Nov 1, 2014); at Southeast Missouri (Nov 15, 2014)
Long Punt Return	8	vs Chattanooga (Sep 13, 2014)

## 2014 SUPERLATIVES

### ■ OPPONENT INDIVIDUAL SINGLE-GAME SUPERLATIVES

NAME	No.	Player-Opponent (Date)
Rushes	19	JACKSON, D., at Southeast Missouri (11-15-14)
Yards Rushing	156	COPRICH, Marshau, at Illinois State (Sep 27, 2014)
TD Rushes	3	JONES, Miles, at Jacksonville State (Nov 1, 2014)
Long Rush	84	VANLIER, Ladari, vs Tennessee Tech (Nov 22, 2014)
Pass attempts	46	GERMAN, Michael, vs Tennessee State (Nov 08, 2014)
Pass completions	30	GERMAN, Michael, vs Tennessee State (Nov 08, 2014)
Yards Passing	395	GERMAN, Michael, vs Tennessee State (Nov 08, 2014)
TD Passes	5	SNYDER, Kyle, at Southeast Missouri (11-15-14)
Long Pass	80	John Russ, at Mercer (Oct 11, 2014)
Receptions	10	MATTHEWS, Cody, vs Tennessee Tech (Nov 22, 2014)
Yards Receiving	171	MATTHEWS, Cody, vs Tennessee Tech (Nov 22, 2014)
TD Receptions	3	GARLINGTON, Wel, vs Tennessee State (Nov 08, 2014)
Long Reception	80	Tee Mitchell, at Mercer (Oct 11, 2014)
Field Goals	2	AUSSIEKER, Nick, at Illinois State (Sep 27, 2014) GREIFENKAMP, Ca, vs Murray State (Oct 18, 2014) ARNOLD, John, vs Tennessee Tech (Nov 22, 2014)
Long Field Goal	41	CLARK, Lane, vs Tennessee State (Nov 08, 2014)
Punts	8	WRZUSZCZAK, K., vs Eastern Kentucky (Oct 04, 2014)
Punting Avg	51.0	SMITH, Spencer, at Memphis (Aug 30, 2014)
Long Punt	55	SMITH, Spencer, at Memphis (Aug 30, 2014)
Punts inside 20	6	WRZUSZCZAK, K., vs Eastern Kentucky (Oct 04, 2014)
Long Punt Return	61	Chandler Curtis, at Mercer (Oct 11, 2014)
Long Kickoff Return	66	MONTGOMERY, D., vs Eastern Kentucky (Oct 04, 2014)
Tackles	12	THRASHER, Nick, vs Tennessee State (Nov 08, 2014) YMONICE, Wisler, at Southeast Missouri (11-15-14)
Sacks	2.0	BELL, Tony, at UT Martin (Oct 25, 2014)
Tackles For Loss	3.0	TAYLOR, Travis, vs Murray State (Oct 18, 2014)
Interceptions	1	(10 times) McCAIN, Bobby, at Memphis (Aug 30, 2014); DUNMORE, Oshay, at Illinois State (Sep 27, 2014); ATZINGER, Blake, vs Eastern Kentucky (Oct 04, 2014); STANLEY, B., vs Eastern Kentucky (Oct 04, 2014); Alex Avant, at Mercer (Oct 11, 2014); CARLTON, Leon, at UT Martin (Oct 25, 2014); EVANS, Walter, at UT Martin (Oct 25, 2014); MILLER, Debarria, at Jacksonville State (Nov 1, 2014); MOORE, Eriq, at Southeast Missouri (11-15-14); KINZER, Josh, at Southeast Missouri (11-15-14)

### ■ OPPONENT TEAM SINGLE-GAME SUPERLATIVES

NAME	No.	Opponent (Date)
Rushes	63	at Eastern Illinois (Sep 20, 2014)
Yards Rushing	416	at Jacksonville State (Nov 1, 2014)
Yards Per Rush	7.3	vs Tennessee Tech (Nov 22, 2014)
TD Rushes	7	at Memphis (Aug 30, 2014) at Jacksonville State (Nov 1, 2014)
Pass attempts	46	vs Tennessee State (Nov 08, 2014)
Pass completions	30	vs Tennessee State (Nov 08, 2014)
Yards Passing	395	vs Tennessee State (Nov 08, 2014)
Yards Per Pass	13.3	at Illinois State (Sep 27, 2014)
TD Passes	5	at Southeast Missouri (11-15-14)
Total Plays	88	at Jacksonville State (Nov 1, 2014)
Total Offense	655	at Jacksonville State (Nov 1, 2014)
Yards Per Play	8.7	at Illinois State (Sep 27, 2014)
Points	63	at Memphis (Aug 30, 2014) at Eastern Illinois (Sep 20, 2014)
Sacks By	4	at Jacksonville State (Nov 1, 2014)
First Downs	36	at Jacksonville State (Nov 1, 2014)
Penalties	15	vs Tennessee State (Nov 08, 2014)
Penalty Yards	167	vs Tennessee State (Nov 08, 2014)
Turnovers	5	vs Murray State (Oct 18, 2014)
Interceptions By	2	vs Eastern Kentucky (Oct 04, 2014) at UT Martin (Oct 25, 2014) at Southeast Missouri (11-15-14)
Punts	8	vs Eastern Kentucky (Oct 04, 2014)
Punting Avg	51.0	at Memphis (Aug 30, 2014)
Long Punt	55	at Memphis (Aug 30, 2014)
Punts inside 20	6	vs Eastern Kentucky (Oct 04, 2014)
Long Punt Return	61	at Mercer (Oct 11, 2014)

# 2014 GAME-BY-GAME STATISTICS

## ■ AUSTIN PEAY GAME-BY-GAME STATISTICS

Date	Opponent	RUSHING				RECEIVING				PASSING				KICK RETURN				PUNT RETURN				TOT off
		No.	Yds	TD	Lg	No.	Yds	TD	Lg	C-A-I	Yds	TD	Lg	No	Yds	TD	Lg	No	Yds	TD	Lg	
Aug 30	at UM	34	116	0	39	6	30	0	9	6-16-1	30	0	9	4	59	0	18	1	2	0	2	146
Sep 13	UTC	36	42	0	9	18	138	1	45	18-26-0	138	1	45	3	53	0	26	3	17	0	8	180
Sep 20	at EIU	47	147	1	14	5	77	0	35	5-14-0	77	0	35	3	21	0	13	0	0	0	0	224
Sep 27	at ISU	41	59	1	17	9	115	0	56	9-18-1	115	0	56	2	39	0	20	1	4	0	4	174
Oct 4	EKU	34	105	0	27	14	85	0	25	14-26-2	85	0	25	4	63	0	29	0	0	0	0	190
Oct 11	at MER	41	245	1	89	10	117	2	32	10-17-1	117	2	32	6	114	0	32	1	5	0	5	362
Oct 18	MUR	51	148	0	41	18	201	3	30	18-22-0	201	3	30	3	65	0	28	1	1	0	1	349
Oct 25	at UTM	35	91	0	16	10	79	1	43	10-20-2	79	1	43	3	82	0	62	0	0	0	0	170
Nov 1	at JSU	38	113	0	19	8	31	0	9	8-21-1	31	0	9	5	106	0	25	0	0	0	0	144
Nov 8	TSU	46	155	2	16	14	189	1	40	14-25-0	189	1	40	3	52	0	29	0	0	0	0	344
Nov 15	at SEMO	40	128	0	16	14	156	0	21	14-29-2	156	0	21	4	87	0	32	2	1	0	1	284
Nov 22	TTU	42	174	0	29	19	257	1	80	19-37-0	257	1	80	5	101	0	27	1	5	0	5	431
	Totals	485	1523	5	89	145	1475	9	80	145-271-10	1475	9	80	45	842	0	62	10	35	0	8	2998
	Opponent	532	2917	38	84	237	3025	30	80	237-338-5	3025	30	80	22	440	0	66	39	340	3	61	5942

Date	Opponent	TACKLES				TFL-Yds	SACKS		FUMBLE		PASS DEFENSE			BLKD	PAT ATTEMPTS				Pts		
		Solo	Ast	Total	No-Yds		FF	No-Yds	INT-Yds	QBH	PBU	Kick	Kick	Run	Rcv	Saf					
Aug 30	at UM	56	24	80	4.0-8	0.0-0	3	1-0	1-0	0	2	0	0	0-0	0	0	0	0	0	0	0
Sep 13	UTC	40	34	74	9.0-24	0.0-0	1	1-0	0-0	0	0	0	0	1-0	0	0	0	0	0	0	6
Sep 20	at EIU	48	48	96	8.0-29	1.0-8	0	0-0	0-0	2	0	0	0	1-1	0	0	0	0	0	0	7
Sep 27	at ISU	38	16	54	2.0-7	1.0-5	0	0-0	0-0	1	1	0	0-0	0	0	0	0	0	0	0	6
Oct 4	EKU	46	46	92	5.0-15	0.0-0	1	0-0	0-0	0	3	0	0	0-0	0	0	0	0	0	0	0
Oct 11	at MER	32	34	66	5.0-12	1.0-3	0	0-0	0-0	1	1	0	0	2-1	0	1	0	0	0	0	21
Oct 18	MUR	46	26	72	5.0-16	1.0-5	2	3-0	2-39	6	4	0	0	3-2	0	0	0	0	0	0	20
Oct 25	at UTM	30	62	92	3.0-9	0.0-0	2	0-0	1-38	2	0	0	0	1-1	0	0	0	0	0	0	7
Nov 1	at JSU	53	26	79	6.0-22	1.0-14	1	1-0	0-0	0	4	0	0	0-0	0	0	0	0	0	0	0
Nov 8	TSU	34	34	68	2.0-3	0.0-0	2	3-0	0-0	1	5	0	0	3-3	0	0	0	0	0	0	27
Nov 15	at SEMO	28	56	84	5.0-17	1.0-12	0	0-0	1-12	4	2	0	0	1-1	0	0	0	0	0	0	7
Nov 22	TTU	38	26	64	6.0-23	0.0-0	1	2-0	0-0	0	2	0	0	1-1	0	0	0	1	0	0	15
	Totals	489	432	921	60.0-185	6.0-47	13	11-0	5-89	17	24	0	13-10	0	1	1	1	1	1	1	116
	Opponent	406	475	881	97.0-353	23.0-160	8	9-2	10-110	38	25	2	69-68	0	1	0	0	0	0	0	523

Date	Opponent	PUNTING										FIELD GOALS			KICKOFFS				
		No	Yds	Avg	Lg	Blkd	TB	FC	50+	I20	Md-At	Lg	Blkd	No.	Yds	Avg	TB	OB	
Aug 30	at UM	11	428	38.9	54	0	0	0	2	3	0-0	0	0	1	58	58.0	0	1	
Sep 13	UTC	10	362	36.2	49	0	2	0	0	1	0-0	0	0	2	110	55.0	0	0	
Sep 20	at EIU	11	361	32.8	55	1	0	3	1	3	0-0	0	0	2	97	48.5	1	0	
Sep 27	at ISU	9	334	37.1	52	0	0	4	1	1	0-0	0	0	2	88	44.0	0	0	
Oct 4	EKU	11	423	38.5	53	0	0	2	1	1	0-0	0	0	1	57	57.0	0	0	
Oct 11	at MER	8	332	41.5	50	0	0	2	1	1	0-0	0	0	3	152	50.7	1	1	
Oct 18	MUR	6	245	40.8	70	0	1	0	2	3	0-0	0	0	4	206	51.5	0	0	
Oct 25	at UTM	8	311	38.9	49	0	0	4	0	3	0-0	0	0	2	99	49.5	1	0	
Nov 1	at JSU	8	345	43.1	54	0	0	1	2	3	0-0	0	0	1	65	65.0	0	0	
Nov 8	TSU	4	126	31.5	44	0	1	1	0	0	2-2	30	0	5	264	52.8	1	0	
Nov 15	at SEMO	5	171	34.2	42	0	0	2	0	3	1-0	0	0	2	115	57.5	0	0	
Nov 22	TTU	7	221	31.6	47	1	0	2	0	1	2-2	28	0	4	220	55.0	0	0	
	Totals	98	3659	37.3	70	2	4	21	10	23	5-4	30	0	29	1531	52.8	4	2	
	Opponent	44	1720	39.1	55	0	4	14	5	20	12-9	41	0	92	5513	59.9	42	4	

# 2014 GAME-BY-GAME STATISTICS


## ■ OPPONENT GAME-BY-GAME STATISTICS

Date	Opponent	RUSHING				RECEIVING				PASSING				KICK RETURN				PUNT RETURN				TOT off
		No.	Yds	TD	Lg	No.	Yds	TD	Lg	C-A-I	Yds	TD	Lg	No	Yds	TD	Lg	No	Yds	TD	Lg	
Aug 30	at UM	55	303	7	37	20	242	2	39	20-27-1	242	2	39	0	0	0	0	7	112	0	53	545
Sep 13	UTC	42	119	3	21	19	232	2	42	19-28-0	232	2	42	2	30	0	27	3	65	1	58	351
Sep 20	at EIU	63	413	6	39	15	207	2	39	15-19-0	207	2	39	1	0	0	0	4	43	1	17	620
Sep 27	at ISU	39	256	3	69	14	240	4	66	14-18-0	240	4	66	1	45	0	45	2	0	0	0	496
Oct 4	EKU	47	180	3	15	19	174	1	42	19-29-0	174	1	42	1	66	0	66	8	53	0	12	354
Oct 11	at MER	40	242	2	28	14	209	4	80	14-20-0	209	4	80	1	7	0	7	3	60	1	61	451
Oct 18	MUR	30	160	1	24	28	235	0	19	28-44-2	235	0	19	4	87	0	38	2	5	0	7	395
Oct 25	at UTM	49	236	3	35	20	260	2	48	20-28-1	260	2	48	1	4	0	4	2	-1	0	0	496
Nov 1	at JSU	60	416	7	41	18	239	1	30	18-28-0	239	1	30	1	30	0	24	2	6	0	6	655
Nov 8	TSU	27	111	0	19	30	395	4	58	30-46-0	395	4	58	4	58	0	26	1	-2	0	0	506
Nov 15	at SEMO	41	197	1	58	19	334	5	71	19-27-1	334	5	71	2	44	0	29	2	-2	0	0	531
Nov 22	TTU	39	284	2	84	21	258	3	30	21-24-0	258	3	30	4	69	0	32	3	1	0	2	542
	Opponent	532	2917	38	84	237	3025	30	80	237-338-5	3025	30	80	22	440	0	66	39	340	3	61	5942
	Austin Peay	485	1523	5	89	145	1475	9	80	145-271-10	1475	9	80	45	842	0	62	10	35	0	8	2998

Date	Opponent	TACKLES				TFL-Yds	SACKS		FUMBLE		PASS DEFENSE			BLKD Kick	PAT ATTEMPTS			Pts
		Solo	Ast	Total	No-Yds		FF	No-Yds	INT-Yds	QBH	PBU	Kick	Run		Rcv	Saf		
Aug 30	at UM	32	20	52	7.0-35	2.0-24	0	1-0	1-29	1	2	0	9-9	0	0	0	0	63
Sep 13	UTC	46	24	70	10.0-37	3.0-18	2	2-2	0-0	6	3	0	6-6	0	0	0	0	42
Sep 20	at EIU	30	47	77	6.0-9	0.0-0	1	1-0	0-0	5	3	1	9-9	0	0	0	0	63
Sep 27	at ISU	32	36	68	9.0-45	3.0-15	0	0-0	1-0	0	3	0	7-7	0	0	0	0	55
Oct 4	EKU	29	34	63	9.0-25	1.0-10	0	0-0	2-43	1	2	0	4-4	0	0	0	0	31
Oct 11	at MER	30	44	74	7.0-28	0.0-0	0	0-0	1-20	0	2	0	7-7	0	0	0	0	49
Oct 18	MUR	42	40	82	11.0-43	3.0-18	2	2-0	0-0	0	0	0	1-1	0	0	0	0	13
Oct 25	at UTM	20	54	74	7.0-27	2.0-10	1	1-0	2-11	6	3	0	4-4	0	0	0	0	37
Nov 1	at JSU	31	40	71	8.0-30	4.0-23	1	1-0	1-7	0	0	0	8-8	0	0	0	0	56
Nov 8	TSU	35	50	85	7.0-29	2.0-15	0	0-0	0-0	5	2	0	3-2	0	1	0	0	31
Nov 15	at SEMO	28	60	88	8.0-28	2.0-17	1	1-0	2-0	11	1	0	6-6	0	0	0	0	42
Nov 22	TTU	51	26	77	8.0-17	1.0-10	0	0-0	0-0	3	4	1	5-5	0	0	0	0	41
	Opponent	406	475	881	97.0-353	23.0-160	8	9-2	10-110	38	25	2	69-68	0	1	0	0	523
	Austin Peay	489	432	921	60.0-185	6.0-47	13	11-0	5-89	17	24	0	13-10	0	1	1	1	116

Date	Opponent	PUNTING										FIELD GOALS			KICKOFFS				
		No	Yds	Avg	Lg	Blkd	TB	FC	50+	I20	Md-At	Lg	Blkd	No.	Yds	Avg	TB	OB	
Aug 30	at UM	2	102	51.0	55	0	1	0	1	0	0-0	0	0	10	645	64.5	6	0	
Sep 13	UTC	6	227	37.8	43	0	0	0	0	2	0-0	0	0	7	447	63.9	4	0	
Sep 20	at EIU	4	130	32.5	48	0	0	0	0	2	0-0	0	0	10	592	59.2	6	1	
Sep 27	at ISU	2	89	44.5	50	0	1	0	1	0	2-2	33	0	10	630	63.0	8	0	
Oct 4	EKU	8	280	35.0	50	0	0	5	1	6	2-1	35	0	5	288	57.6	1	0	
Oct 11	at MER	6	244	40.7	52	0	0	2	1	3	0-0	0	0	8	498	62.2	2	0	
Oct 18	MUR	3	123	41.0	47	0	0	0	0	1	2-2	36	0	4	242	60.5	1	0	
Oct 25	at UTM	5	202	40.4	53	0	1	3	1	3	1-1	34	0	7	375	53.6	3	0	
Nov 1	at JSU	2	79	39.5	40	0	1	1	0	0	0-0	0	0	9	477	53.0	3	1	
Nov 8	TSU	0	0	0.0	0	0	0	0	0	0	2-1	41	0	6	344	57.3	2	1	
Nov 15	at SEMO	3	114	38.0	44	0	0	1	0	1	1-0	0	0	7	436	62.3	3	0	
Nov 22	TTU	3	130	43.3	48	0	0	2	0	2	2-2	24	0	9	539	59.9	3	1	
	Opponent	44	1720	39.1	55	0	4	14	5	20	12-9	41	0	92	5513	59.9	42	4	
	Austin Peay	98	3659	37.3	70	2	4	21	10	23	5-4	30	0	29	1531	52.8	4	2	

# RECORDS & HISTORY



## **77 Years of Austin Peay Football**

Top Left: The largest crowd in Governors Stadium history as an estimated 11,500 fans watched the Austin Peay-Middle Tennessee contest on October 30, 1965. Top Right: John Ogles, the first Govs athlete to have his jersey retired, bursts through the line. Middle Left: Harold "Red" Roberts catches a touchdown against Middle Tennessee. Middle Right: Terrence Holt holds several NCAA FCS records as a kick returner. Bottom: Former Gov Ben Stansfield helps begin the destruction of the home side of Governors Stadium in Nov. 2013.

## POSTSEASON CONFERENCE HONORS

### ■ OVC OFFENSIVE PLAYER OF THE YEAR

1964	Carlton Flatt, QB/DB
1980	Sonny Defilippis, QB

### ■ OVC DEFENSIVE PLAYER OF THE YEAR

1977	Bob Bible, LB
1978	Mike Betts, DB

### ■ OVC COACH OF THE YEAR

1964	Bill Dupes
1977	James "Boots" Donnelly

### ■ PFL OFFENSIVE PLAYER OF THE YEAR

2002	South Division: Jay Bailey, RB
------	--------------------------------

## ALL-CONFERENCE HONORS BY YEAR

### VOLUNTEER STATE ATHLETIC CONFERENCE

1946	George Fisher (E)
1947	George Fisher (E), Waldo Binkley (T), Tommy Green (G), George Morton (C)
1948	Tom Lincoln (E), Waldo Binkley (T), George Morton (G), Frank Rubel (QB), Ben Fendley (HB)
1949	L.E. Oakley (E), Frances Quarles (T), Julius Sneed (G), Ben Fendley (HB), Sam Reeks (FB)
1950	L.E. Oakley (E), Phil Krug (T), Melton Self (G), Hendricks Fox (C), Jimmy Drye (HB), Ben Fendley (HB)
1951	Carlton Balthrop (E), Phil Krug (T), Dick Hays (QB)
1954	Ron Clary (T), Virgil Hill (G), Bill Alexander (HB)
1955	Bobby Brown (T), Leon Vaughn (G), Bill Alexander (HB), Virgil Hill (FB)
1956	Joe Neal Grisham (E), Bucky Brown (G), Al McClearn (C), Cunningham Crow (QB)
1960	Bobby Baumgartner (E), Jack Bushofsky (G), Lee Roy Overtstreet (FB)
1961	Clifford Sims (E), Howard Suiter (T), Bud Coley (G), Tommy Donnelly (FB)
1962	Claude Clements (E), Rocky Cobb (G), Tommy Donnelly (FB)

### OHIO VALLEY CONFERENCE

1964	1st: Ed Bunio (T), Dave Satterfield (C), Tim Chilcutt (DB), Carlton Flatt (DB)
1965	1st: Ronnie Parson (E), Tommy Dobbs (G), John Ogles (FB), Tommy Dillard (DT), Bobby Byrd (LB), Andy Toombs (DB), Tim Chilcutt (DB)
1966	1st: Ronnie Parson (E), Calvin Walter (T), Tommy Dobbs (G), John Ogles (FB), Andy Toombs (DB)
1967	1st: Harold Roberts (E)
1968	1st: Harold Roberts (E), Howell Flatt (DB)
1969	1st: Harold Roberts (SE)
1970	1st: Harold Roberts (SE)
1971	1st: Jim Hughes (DE), Bonnie Sloan (DT)
1972	1st: Bonnie Sloan (DT)
1974	1st: Robert Tripp (DB)
1976	1st: Les Jones (T), James Green (DL), Bob Bible (LB), Terry McCabe (LB)
1977	1st: Waddell Whitehead (RB), James (Green (DL), Bob Bible (LB), Ron Sebree (DE), Mike Betts (DB), Lynn Hailstock (DB), Joe Grimsley (DB)
1979	1st: Richard Wozniak (DL), Lynn Hailstock (DB) 2nd: Stan Burns (OL), Joe Grimsley (DB)
1980	1st: Sonny Defilippis (QB), Steve Puthoff (WR), Brett Williams (DE) 2nd: Charles Tucker (OT), Mark Daniel (DE)
1982	1st: Charles Tucker (T)
1983	1st: Mike Newton (DB)
1984	1st: Ron Shegog (DB), Jim Barlow (DL)
1985	1st: Marlin Chapman (DL), Scott Fox (DE), Ron Shegog (DB)
1986	1st: Eddie Walls (LB)
1987	1st: Roy Berkemeier (OG)
1988	1st: Elzie Anderson (DB)
1992	1st: Richard Darden (DE)
1993	2nd: Michael Swift (DB)

### OHIO VALLEY CONFERENCE

1994	1st: Brian Harvey (DE) 2nd: Steve Haywood (OL)
1995	2nd: Gary Williams (WR), Kirk Pointer (DB)
1996	2nd: Thomas Williams (LB)

### PIONEER FOOTBALL LEAGUE

2001	South: Brian Baker (QB), Ron Blair (WR), Jay Bailey (RB), Mike Ogg (TE), Avery Fleming (OT), Mark McClintock (DE), Dustin Wilson (LB), Thomas Sexton (FS), J.P. Hogan (P), )
2002	South: Jay Bailey (RB), Avery Fleming (OT), Mark McClintock (DE), Jason Busby (LB), Thomas Sexton (DB), )
2003	South: Adam Rector (OL), Joe Bell (DL)
2004	South: Jesse Kellogg (QB), Chris Fletcher (RB), Adam Rector (OL), Steven Young (DE), Charlie Forte (LB), Teddy Carruthers (DB)
2005	South: Chris Fletcher (RB), Wes Proctor (OL), Chase Mitchell (DB), Bradley Wilson (P)

### OHIO VALLEY CONFERENCE

2007	1st: Chris Fletcher (RB) 2nd: Cage Major (OL) All-Newcomer: Terrence Holt (RS/RB)
2008	1st: Kevis Buckley (DB), Terrence Holt (KR) 2nd: Daniel Becker (LB) All-Newcomer: Ryan White (RB)
2009	1st: Ryan White (RB), Terrence Holt (RB), Stanley Brooks (OL), Daniel Becker (LB), Terrence Holt (KR) 2nd: Dee Peeler (DL), Kevin Buckley (DB)
2010	1st: Terrence Holt (KR) 2nd: Terrence Holt (RB)
2011	1st: Amius Smith (DB) 2nd: Ryan White (RB)
2012	All-Newcomer: Reco Williams (RB)

# ALL-AMERICA HONOREES

## ■ FIRST-TEAM ALL-AMERICA SELECTIONS

1950	L.E. Oakley, E	Williamson's
1960	Jack Bushofsky, G	Williamson's
1965	Tim Chilcutt, DB	AP, NCAA
1966	John Ogles, FB	AP, NCAA
1970	Harold Roberts, E	AP, NCAA
1977	Bob Bible, LB	AP, NCAA
1978	Mike Betts, DB	AP, NCAA
1980	Brett Williams, DE	AP, NCAA
1982	Charles Tucker, T	AFCA, NCAA
1992	Richard Darden, DE	AP, SN, Leonard's Losers, NCAA
1999	Justin Schrader, LB	DH (NS)
	Michael Farrell, WR	DH (NS)
2000	Dustin Wilson, LB	DH (MM)
2001	Dustin Wilson, LB	AFCA, DH (MM), NCAA
	Ron Blair, WR	DH (MM)
2002	Jay Bailey, RB	AFCA, AP, SN (MM), DH (MM), NCAA
2009	Terrence Holt, A-P Back	CSN
2010	Terrence Holt, A-P Back	CSN
2011	Terrence Holt, A-P Back	CSN

## ■ SECOND AND THIRD TEAM SELECTIONS

1964	Tim Chilcutt, DB	AP [2nd]
1979	Richard Wozniak, DE	AP [2nd]
1980	Steve Puthoff, WR	AP [3rd]
1982	Charles Tucker, T	AP [2nd]
1992	Richard Darden, DE	DH [2nd]
2000	Matt Reel, DL	DH (MM) [2nd]
2000	Matt Reel, DL	DH (MM) [2nd]
2001	Dustin Wilson, LB	AP [3rd]
2002	Jay Bailey, RB	SN [2nd]
2009	Terrence Holt, A-P Back	SN [2nd]

## ■ HONORABLE MENTION SELECTIONS

1949	Tom Lincoln, E	Williamson's
	Julius Sneed, G	Williamson's
1950	Phil Krug, T	Williamson's
1956	Joe Neal Grisham	AP
1961	Clifford Sims, E	Williamson's
1962	Richard Moore, QB	Williamson's
1963	Carlton Flatt, QB	Williamson's
1964	Carlton Flatt, QB	AP
1965	Ronnie Parson, E	AP
1966	Ronnie Parson, E	AP
1968	Doug Pittenger, DT	AP
	Harold Roberts, E	AP
1969	Harold Roberts, E	AP
1972	Bonnie Sloan, DT	AP
1974	Bob Sizemore, C	AP
1977	Waddell Whitehead, RB	AP
	Ron Sebree, DE	AP
	James Green, DT	AP
	Mike Betts, DB	AP
1980	Sonny Defilippis, QB	AP
1986	Eddie Walls, LB	AP
1999	Brian Baker, QB	DH (NS)
2000	Jay Bailey, RB	DH (MM)

KEY: AFCA- American Football AFCA Association; AP-Associated Press; CSN- CSN; DH-DH's Weekly Gazette; NCAA-NCAA Consensus; SN-The Sports Network

When used (MM) indicates a Mid-Major Team was selected and (NS) indicates a non-scholarship team was selected

## ACADEMIC HONORS

### ■ CoSIDA ACADEMIC ALL-AMERICA TEAM

1974	Gregory Johnson, G (1st)
1998	Vince Tweddell, WR (2nd)
2002	Jay Bailey, RB (2nd)
2005	Jordan Richardson, DL (1st)
2013	Iosua Siliva, DL (2nd) Ben Stansfield, OT (2nd)

### ■ CoSIDA ACADEMIC ALL-DISTRICT TEAMS

1992	D.J. Carter, OL Jamie Spicer, RB
1993	D.J. Carter, OL Jamie Spicer, RB Steve Munnell, K
1998	Vince Tweddell, WR Greg Schultheis, DL Jules Hewitt, DL
1999	Justin Schrader, LB
2000	Justin Schrader, LB
2002	Jay Bailey, RB Ben Reust, LB (2nd)
2003	Jordan Richardson, DL (2nd) Demaro Isom, DB (2nd)
2004	Jordan Richardson, DL Steven Young, DL
2005	Jordan Richardson, DL Drew Wilson, DL (2nd)
2006	Drew Wilson, DL Duncan Williams Jr., OL
2007	Duncan Williams Jr., OL (2nd) Daniel Becker, LB (2nd)
2008	Stanley Brooks, OL (2nd) P.R. Morris, DL (2nd)
2009	Stanley Brooks, OL Daniel Becker, LB (2nd)
2011	Josh Carroll, LB Reese Bulmash, DL Iosua Siliva, DL
2012	Iosua Siliva, DL Ben Stansfield, OL
2013	Iosua Siliva, DL Ben Stansfield, OL

### ■ ARTHUR ASHE SPORTS SCHOLAR AWARD

1993	Jamie Spicer
1996	Jules Hewitt (1st); Aaron Gray (3rd)
1997	Jules Hewitt (1st)
1998	Jules Hewitt (1st)
2002	Justin Garner (3rd)
2003	Jay Bailey (2nd); Demaro Isom (2nd)
2008	Kelvin Young (3rd)
2012	Iosua Siliva
2013	Andrew Montgomery; Bradford Wilmer; Iosua Siliva
2014	Iosua Siliva

### ■ HAMPSHIRE HONOR SOCIETY

*Presented by the Middle Tennessee Chapter  
of the National Football Foundation*

2007	Drew Wilson
2008	Duncan Williams
2009	P.R. Morris; Kelvin Young
2010	Daniel Becker; Tyler Trent; Stanley Brooks
2011	Brad Williams; Preston Keck
2012	Nick Newsome
2013	Zach Lane
2014	Reese Bulmash; Josh Carroll; Kyle Harrison; Jared Sexton; Iosua Siliva; Ben Stansfield; Gavin Willisson
2015	Hunter Branch, Ben Campbell, Jacob Sexton

### ■ BICKERSTAFF/PACE SCHOLAR-ATHLETE AWARD

*Presented by the Middle Tennessee Chapter  
of the National Football Foundation*

1993-94	D.J. Carter
1997-98	Jules Hewitt
1998-99	Vince Tweddell
1998-99	Justin Schrader
1999-00	Justin Schrader
2006-07	Duncan Williams
2012-13	Antwaun Majors


## RETIRED JERSEYS



One of the most prolific pass receivers in NCAA football history, Harold "Red" Roberts finished his career with 232 receptions for 2,999 yards and 31 touchdowns – all marks that still stand as Austin Peay career records. He also put together the most dominating performance by a receiver in program history with a 20-reception outing against Murray State in 1969 in which he recorded 252 yards and four touchdowns, all school records over four decades later. Roberts was Austin Peay's first four-time first-team All-OVC honoree and was an Associated Press Little All-America pick in 1970. Remarkably both his single-game and career receiving marks stood for decades. Eastern Illinois' Erik Lora broke his single-game reception mark 43 years later with a 21-catch game in 2012. Lora also eclipsed his career receptions mark during the 2014 season, finishing with 332 catches. He was inducted into the APSU Athletics Hall of Fame in 1979. A longtime successful prep football coach, Roberts was inducted into the Franklin County High School Hall of Fame in 2014.



At the end of his career, John Ogles was Austin Peay's all-time leading rusher with 2,932 career yards on 636 attempts while scoring 28 touchdowns – all marks that stood for nearly four decades. He was the first back to gain more than 1,000 yards in back-to-back seasons (1965-66), a feat that was not matched for more than four decades when Chris Fletcher (2006-07) matched the feat. Ogles was a big part of Austin Peay's 8-1-1, 8-1-0 and 6-4-0 records under head coach Bill Dupes in mid 1960s. He was a first team consensus All-American as 190-pound senior fullback in 1966, after rushing for more than 1,054 yards and scoring 78 points (13 touchdowns). Ogles also held Austin Peay's single game record of 36 rushing attempts, which resulted in 179 net yards against UT Martin in 1966. Ogles was a member of APSU's 1979 Hall of Fame Class and was inducted into OVC Hall of Fame in 1996.



## ATHLETICS HALL OF FAME MEMBERS

The Austin Peay Athletics Hall of Fame was created in 1977 to recognize those individuals who have achieved excellence in athletics at Austin Peay and others who have contributed to the advancement of athletics at the University through their support with their time or in resources. Twenty-nine members of Austin Peay's football program have been among the 104 selections to the Hall of Fame entering the 2014 season.

Dave Aaron, 1977  
 Jay Bailey, 2011  
 Homer Bell, 1985  
 Mike Betts, 1991  
 Bob Bible, 1986  
 Ed Bunio, 2015  
 Bob Byrd, 1994  
 Tim Chilcutt, 1980  
 Richard Darden, 1999  
 Tom Dillard, 1983  
 Tommy Dobbs, 1985  
 Bill Dupes, 1998

Ben Fendley, 1979  
 George Fisher, 1978  
 Carlton Flatt, 1981  
 Jeff Gooch, 2001  
 Joe Neil Grisham, 1989  
 Dick Hays, 1978  
 Ed Kulakowski, 1992  
 L.E. Oakley, 1982  
 John Ogles, 1979  
 Ronnie Parson, 1984  
 Steve Puthoff, 1993  
 Harold "Red" Roberts, 1979

Reedy Sears, 2013  
 Bonnie Sloan, 1981  
 Julius Sneed, 1988  
 Andy Toombs, 1986  
 Eddie Walls, 2003  
 Brett Williams, 1998

## GOVERNORS IN PROFESSIONAL FOOTBALL

### NATIONAL FOOTBALL LEAGUE

**Bonnie Sloan**, DT, St. Louis Cardinals, 1973 (first deaf player in NFL)

**Percy Howard**, WR, Dallas Cowboys, 1975

**Boris (Kalen) Byrd**, CB, New York Giants, 1987

**Scott Fox**, LB, Houston Oilers, 1987

**Ron Shogog**, S, New England Patriots, 1987

**Michael Swift**, CB, S, San Diego Chargers, 1997; Carolina Panthers, 1999; Jacksonville Jaguars, 2000

**Jeff Gooch**, LB, Tampa Bay Buccaneers, 1996-2001, 2004; Detroit Lions, 2002-03

### UNITED STATES FOOTBALL LEAGUE

**Brett Williams**, DE/DT, Birmingham Stallions, 1983; Memphis Showboats, 1984

### CANADIAN FOOTBALL LEAGUE

**Ronnie Parson**, DE/PK, Montreal Alouettes, 1967

**Brett Williams**, DE/DT, Montreal Concordes, 1985; Montreal Alouettes, 1986; British Columbia Lions, 1987; Edmonton Eskimos, 1988-91; Hamilton Tiger-cats, 1992-93; Shreveport Pirates, 1994



**Jeff Gooch** (No. 50) enjoyed a nine-year career in the National Football League, including seven seasons with the Tampa Bay Buccaneers. *Photo courtesy the Tampa Bay Buccaneers.*



**Brett Williams** (No. 71) enjoyed a 12-year professional career. He was a three-time Canadian Football League All-Star selection (1986, '88, '93) in 10 seasons in the league. Williams also was the recipient of the 1986 James P. McCaffrey Trophy as the CFL East Division's Outstanding Defensive Player. *Photo by Scott Grant.*

# AUSTIN PEAY RECORDS

## INDIVIDUAL SINGLE GAME

### RUSHING

#### Most attempts

47, Jay Bailey (Kentucky Wesleyan, 10/19/02)

#### Most net yards

244, Floyd Jones (Morehead State, 10/11/81)

#### Highest yards average per rush

12.5, Arnold Huskey (East Tennessee, 1965)  
(min. 8 rushes) (8 rushes for 100 yards)

#### Longest run

99 yards, Jay Bailey (Valparaiso, 9/23/00)

#### Most rushing TDs

6, Daniel Williams (UT Martin, 11/23/96)

### PASSING

#### Most attempts

61, Jake Ryan (at Jacksonville St. 11/10/12)

#### Most completions

40, Brian Baker (Virginia-Wise, 11/6/99); Jake Ryan (at Jacksonville State, 11/10/12)

#### Most had intercepted

5, Brian Baker (Davidson, 11/13/09); Rob Christopel (Eastern Kentucky, 10/1/83); Steve Brewer (Eastern Kentucky, 9/29/79); John Kok (Murray State, 11/8/69); Dennis Dyer (Eastern Kentucky, 10/4/69)

#### Highest percent completed

.875, Jesse Kellogg (Kentucky Wesleyan, 9/27/03) (21 completions, 24 attempts)

#### Most yards gained

438, Brian Baker (Virginia-Wise, 11/6/99)

#### Most yards gained per attempt

11.7, Brian Baker (Virginia-Wise, 11/6/99)

#### Most yards gained per completion

21.1, Jesse Kellogg (Campbellsville, 9/6/03)

#### Most touchdown passes thrown

5, Brian Baker (Campbellsville, 9/25/99), (Kentucky Wesleyan, 10/20/01)

#### Highest passing efficiency rating

235.3, Mark Cunningham (Bethel, 9/1/07)

#### Longest completion

91 yards, Jesse Kellogg (Campbellsville, 9/6/03)

### RECEIVING

#### Most receptions

20, Harold Roberts (Murray State, 1969)

#### Most yards gained

252, Harold Roberts (Murray State, 1969)

#### Most touchdown passes caught

4, Harold Roberts (Murray State, (11/8/69); Ron Blair (Kentucky Wesleyan, 10/20/01)

#### Longest reception

91 yards, Paul Derrick (Campbellsville, 9/6/03)

### TOTAL OFFENSE

#### Most rushing and passing plays

72, Brian Baker (Virginia-Wise, 11/6/99)

#### Most yards gained rushing, passing

429, Brian Baker (Virginia-Wise, 11/6/99)

#### Highest average yards per play

14.9, Robert Parker (Eastern Kentucky, 10/22/60) (min. 10 plays)

### ALL PURPOSE RUNNING

#### Most yards gained

338, Terrence Holt (11/13/10)

#### Most attempts

49, Jay Bailey (Kentucky Wesleyan, 11/19/02)

### PUNT RETURNS

#### Most punts returned

7, Tim Chilcutt (Tennessee-Martin, 11/20/65); Corey Phillips (Butler, 10/12/02)

#### Most yards returned

146, Joe Grimsley (Tennessee-Martin, 9/9/78)

#### Longest punt returned

71 yards, Terrence Holt (Tennessee State, 11/14/09)

### KICKOFF RETURNS

#### Most kickoffs returned

10, Kamron Johnson (UT Martin, 10/8/11)

#### Most yards returned

250, Terrence Holt (North Dakota State, 9/28/08)

#### Longest kickoff returned

99 yards, Terrence Holt (Tennessee State, 11/7/09); EnRiques Perry (Southeast Missouri, 11/16/13)

### PUNTING

#### Most punts

14, Mike Johnson (Tennessee Tech, 11/13/71)

#### Highest average yards per punt (min. 5 punts)

49.0, Reid Barr (Western Kentucky, 11/25/86) (6 for 294 yards)

#### Longest punt

81 yards, Chip Johnson (Western Kentucky, 9/28/74)

#### Most punts down inside 20 (since 1997)

5, J.P. Hogan (Charleston Southern, 10/13/10); Bradley Wilson (Davidson, 10/8/05); Ryan Key (Jacksonville State, 10/31/09)

### INTERCEPTIONS

#### Most passes intercepted

4, Jim Hardie (Morehead State, 10/10/70); Taylon Jenkins (Georgetown, 11/14/98)

#### Most yards returned

110, James Mesidor (Southeast Missouri, 9/28/91)

#### Longest interception returned

99 yards, Howell Flatt (9/24/66)  
FUMBLES

#### Longest fumble returned

91 yards, Brent Brock (Western Kentucky, 9/26/98)

#### Most fumbles recovered

3, Jeremy Ross (Middle Tennessee, 9/11/10)

## INDIVIDUAL SINGLE SEASON

### RUSHING

#### Most rushes

319, Jay Bailey (2002)

#### Most net yards gained

1,687, Jay Bailey (2002)

#### Most rushing yards per game

140.6, Jay Bailey (2002)

#### Highest average per rush (min. 60 rushes)

8.2, Floyd Jones (1981) (1,093 yards on 134 attempts)

#### Most rushing TDs

18, Jay Bailey (2002)

### PASSING

#### Most attempts

421, Brian Baker (1999)

#### Most completions

247, Brian Baker (1999)

#### Most intercepted

25, Dennis Dyer (1969)

#### Highest percent completed (min. 75 attempts)

.619, Brian Baker (2001)

#### Most yards gained

2,809, Brian Baker (1999)

#### Most passing yards per game

255.4, Brian Baker (1999)

#### Most average yards per pass (min. 125 attempts)

7.9, Brian Baker (2001)

#### Highest average yards per completion (min. 125 attempts)

19.0, Carl Williams (1966)

#### Passing Efficiency

139.2, Brian Baker (2001)

#### Most touchdown passes

25, Brian Baker (1999)

### RECEIVING

#### Most receptions

77, Lanis Frederick (2006)

#### Most receptions per game

7.0, Lanis Frederick (2006)

#### Most yards gained

1101, Lanis Frederick (2006)

#### Most average yards per catch (min. 25 receptions)

21.2, Steve Puthoff (1980)

#### Most TD passes caught

11, Harold Roberts (1967); Ron Blair (2001)

### TOTAL OFFENSE

#### Most rushing and passing plays

490, Brian Baker (1999)

#### Most rushing and passing yards

2,695, Brian Baker (1999)

#### Most yards per game

245.0, Brian Baker (1999)

#### Highest average yards per play (min. 100 plays)

8.0, Floyd Jones (1981)

#### TDs responsible for

25, Brian Baker (1999)

### ALL-PURPOSE

#### Most yards

2373, Terrence Holt (2009)

#### Most yards per game

215.7, Terrence Holt (2009)

### PUNT RETURNS

#### Most punts returned

40, Corey Phillips (2002)

#### Most yards returned

502, Tim Chilcutt (1965)

#### Highest average yards per return

16.73, Tim Chilcutt (1965)

#### Most punt returned for TD

2, Tim Chilcutt (1965), Don Neff (1974), Don Derrick (1976)

### KICKOFF RETURNS

#### Most kicks returned

52, Terrence Holt (2008)

#### Most yards returned

1,285, Terrence Holt (2008)

#### Highest average yards per return

29.00, Tulsa Payette (1999)

#### Most kickoff returns for TD

2, Terrence Holt (2007)

### INTERCEPTIONS

#### Most intercepted passes

9, Howell Flatt (1966)

#### Most yards returned

181, Howell Flatt (1966)

#### Most interceptions returned for TD

2, Ronnie Fuqua (1969), Ryan Taylor (2003)

# AUSTIN PEAY RECORDS

## FUMBLES

### Most recovered

5, Terry Johnson (1970); Mike Owens (1982), Bobby Byrd (1964)

### Most yards returned

91, Brent Brock (1998)

### Most fumbles returned for TD

2, Kevin Buckley

## PUNTING

### Most punts

87, Ben Campbell (2013)

### Most punting yards

3,376, Ben Campbell (2013)

### Highest yards average per punt (min. 25 punts)

41.23, Ryan Key (2010)

## SCORING

### Most total points scored

108, Jay Bailey (2002); Chris Fletcher (2006)

### Most touchdowns scored

18, Jay Bailey (2002); Chris Fletcher (2006)

### Most points-after attempted

36, Justin Deardorff (2002)

### Most points-after made

33, David Young (1994)

### Highest point-after made percentage (min. 8 attempts)

100, 9 times

### Most field goals attempted

23, Tom McMillan (1987)

### Most field goals made

14, Tom McMillan (1987)

### Highest field-goal percentage (min. 8 attempts)

71.4 (10-14), David Young (1994)

### Most consecutive field goals made

7, David Young (1994)

## INDIVIDUAL CAREER

## RUSHING

### Most rushes

935, Chris Fletcher (2004-07)

### Most net yards gained

4,688, Chris Fletcher (2004-07)

### Highest average per rush (min. 200 rushes)

6.6, Floyd Jones (80-81, 84) [1,498 yards on 205 rushes]

### Highest rushing yards per game

106.5, Chris Fletcher (44 games, 2004-07)

### Most TDs rushing

42, Chris Fletcher (2004-07)

## PASSING

### Most attempts

1,063, Jesse Kellogg (2001-05)

### Most completions

504, Jesse Kellogg (2001-05)

### Most had intercepted

47, Jesse Kellogg (2001-05)

### Highest percent completed (min. 200 attempts)

59.1, Mark Cunningham (286-484/2004-07)

### Most yards gained

5,587, Brian Baker (1998-01)

### Most passing yards per game

180.2, Brian Baker (1998-01)

### Highest average per pass (250 attempts)

6.8, Adam Pineo (1997-98)

### Highest average per completion (250 attempts)

15.6, Carl Williams (1966-67)

### Most touchdown passes thrown

48, Brian Baker (1998-01)

### Highest efficiency rating

125.0, Brian Baker (1998-01)

## RECEIVING

### Most passes caught

232, Harold Roberts (1967-70)

### Most receptions per game

5.8, Harold Roberts (1967-70)

### Most yards

2,999, Harold Roberts (1967-70)

### Most touchdown passes caught

31, Harold Roberts (1967-70)

### Highest average per catch (min. 50 receptions)

20.56, Ronnie Parson (1964-66)

## TOTAL OFFENSE

### Most rushing and passing plays

1,187, Jesse Kellogg (2002-05)

### Most yards gained rushing and passing

5,421, Brian Baker (1998-01)

### Most yards per game

174.9, Brian Baker (1998-01)

### Highest average per play (min. 250 plays)

6.6, Ben Fendley (1947-50)

### TDs responsible for

51, Brian Baker (1998-01)

## ALL-PURPOSE YARDS

### Total yards

7,512, Terrence Holt (2007-10)

### Yards per game

170.7, Terrence Holt (2007-10)

## PUNT RETURNS

### Most returned

96, Tim Chilcutt (1962-65)

### Most yards returned

938, Tim Chilcutt (1963-65)

### Highest punt return average (min. 20)

11.05, Richard Woods (1973-74)

### Most punt returned for TD

3, Don Derrick (1974-77)

## KICKOFF RETURNS

### Most returned

191, Terrence Holt (2007-10)

### Most yards returned

4,683, Terrence Holt (2007-10)

### Highest kick return average (min. 20)

26.1, Coveak Moody (1974-77)

### Most TDs returned

4, Terrence Holt (2007-10)

## INTERCEPTIONS

### Most interceptions

16, Kirk Pointer (1992-95)

### Most yards returned

232, Thomas Sexton (1998-02)

### Most interceptions returned for TD

3, Ryan Taylor (2000-04)

## FUMBLES

### Most fumbles recoverd

8, Phil Farinella (1964-67)

### Most fumble return yards

101, Dustin Wilson (1998-01)

### Most fumble returned for TD

2, Kevis Buckley (2006-09)



**Jay Bailey** was the 2002 Pioneer Football League's South Division Player of the Year and a consensus All-American after rushing 1,687 yards (the most by an FCS running back that season) and 18 touchdowns on 319 carries – all APSU single-season records at the time. He set the Governors single-game record for carries with 47 against Kentucky Wesleyan during that season. Fletcher still holds the Austin Peay career records for carries (835), yards gained (4,688) and touchdowns (42). He also was a Verizon CoSIDA Academic All-America Second-Team selection in 2002, one of just six Academic All-America selections in program history.

# AUSTIN PEAY RECORDS

## PUNTING

### Most punts

259, J.P Hogan (2000-03)

### Most punting yards

9,773, J.P Hogan (2000-03)

### Highest punting average (min. 75 punts)

39.24, Ryan Key (2007-10)

## SCORING

### Most touchdowns

45, Chris Fletcher (2004-07)

### Total points

270, Chris Fletcher (2004-07), 45 touchdowns

### Most points-after attempted

109, Justin Deardorff (1999-03)

### Most points-after made

101, Justin Deardorff (1999-03)

### Highest point-after kick percentage

97.0 (98-101), Stephen Stansell, 2009-12

### Most field goals kicked

35, Stephen Stansell (2009-12)

### Most field goals attempted

64, Stephen Stansell (2009-12)

### Highest field-goal percentage (min. 16)

63.6 (14-22), Isaac Ziolkowski (2007-08, 2010)

## FUMBLES

### Most fumbles recovered

3, Jeremy Ross (Middle Tennessee, 9/11/10)

### Most fumble return yards

91, Brent Brock (1998)

## SCORING

### Most points scored

30, Daniel Williams (UT Martin, 11/23/96)

### Most touchdowns

5, Daniel Williams (UT Martin, 11/23/96)

### Most field goals

4, Tom McMillan (Kansas State, 9/5/87);  
Stephen Stansell (9/18/10)

### Longest field goal

55 yards, Brian Yarbrough (Western Kentucky,  
9/24/83)

### Most PATs attempted

10, David Young (Morehead State, 10/22/94)

### Most PATs made

10, David Young (Morehead State, 10/22/94)

## TEAM SINGLE GAME

### Most offensive plays

97 vs. Tennessee-Martin (1997)

### First downs rushing

29 vs. Kentucky Wesleyan (1994) - OVC Record

### Net yards rushing

674 vs. Kentucky Wesleyan (1994) - OVC  
Record

### Total offense

701 vs. Kentucky Wesleyan (1994) - OVC  
Record

### Highest rushing average

9.91 yards per carry vs. Kentucky Wesleyan  
(1994) - OVC Record

### Most rushing touchdowns

8 vs. Kentucky Wesleyan (1994)\* - tied for  
OVC Record

### Most points

73 vs. Morehead State (1994) - OVC Record

### Most touchdowns

10 vs. Morehead State (1994) - tied for OVC  
Record

### Most points-after made

10 vs. Morehead State (1994) - tied for OVC  
Record

## Most kickoffs

11 vs. Morehead State (1994) - tied for OVC  
Record

## Largest victory margin

67 points vs. Morehead State (1994)

## TEAM SINGLE SEASON

## RUSHING

### Most attempts

651 (1994)

### Most net yards gained

2,995 (1994)

### Highest average per rush

4.8 (1948)

### Highest average per game

290.4 (1948)

### Most rushing TDs

29 (1994)

## PASSING

### Most attempts

442 (1999)

### Most completions

253 (1999)

### Most had intercepted

35 (1969)

### Highest percent completed

.605 (2006)

### Most yards gained

2,847 (1999)

### Most touchdowns by passing

25 (1999)

### Highest average per game

258.8 (1999)

### Passing Efficiency

139.1 (63-124-1) (1994)

## TOTAL OFFENSE

### Most rushing and passing plays

803 (2002)

### Most yards gained rushing and passing

4,201 (1994)

### Highest average per play

5.55 (2006)

## PUNTING

### Most punts

91 (1972)

### Highest average per punt

41.0 (2010)

## INTERCEPTIONS

### Most passes intercepted

24 (1985)

### Most yards returned

296 (1970)

### Most interception returned for TDs

2 (7 times)

## PUNT RETURNS

### Most punts returned

49 (2002)

### Most yards returned

502 (1965)

### Most punt returned for TDs

3 (2009)

## KICKOFF RETURNS

### Most kickoffs returned

68 (1989)

### Most yards returned

1,390 (2008)

### Most kickoffs returned for TD

2 (2007)

## KICKOFF RETURNS

### All-purpose yards

5,354 (2002)

### All-purpose yards per game

473.6 (2001)

## MISCELLANEOUS

### Most first downs by rushing

144 (1994)

### Most first downs by passing

118 (1999)

### Most total first downs

205 (1994)

### Most penalties against

112 (1992)

### Most yards penalized

897 (1992)

### Most fumbles

48 (1982)

### Blocked kicks

6 (1993, 1994)

## SCORING

### Most total points scored

298 (11 games, 1994)

### Most TDs scored

39 (11 games, 1994)

### Most total points per game

31.1 (280 in 9 games, 1965)

### Most total points allowed

440 (10 games, 1997)

### Most total points per game

44.0 (440 in 10 games, 1998)

### Most point-after kicks made

34 (1994)

### Most point-after kicks attempted

38 (1994)

### Most field-goals made

14 (1987)

### Most field goals attempted

23 (1987)

# INDIVIDUAL SINGLE-SEASON LEADERS

The individual career and single-season marks on these pages are for the period from 1963 to current when Austin Peay first began play in the Ohio Valley Conference. In statistical rankings, the rounding of percentages and/or averages may indicate ties where none exist. In these cases, the numerical order of the rankings is accurate.

## RUSHING

\*-Minimum 70 attempts

### RUSHING YARDS

Rank	YDS	Player	Season
1.	1687	Jay BAILEY	2002
2.	1401	Chris FLETCHER	2006
3.	1343	Chris FLETCHER	2007
4.	1100	Ryan WHITE	2011
5.	1093	Floyd JONES	1981
6.	1086	Mike LEWIS	1986
7.	1081	Ryan WHITE	2009
8.	1054	John OGLES	1966
9.	1017	John OGLES	1965
10.	974	Chris FLETCHER	2004

### RUSHING ATTEMPTS

Rank	ATT	Player	Season
1.	319	Jay BAILEY	2002
2.	255	Chris FLETCHER	2006
3.	251	Chris FLETCHER	2007
4.	247	John OGLES	1966
5.	236	Ryan WHITE	2011
6.	230	Ryan WHITE	2009
7.	228	Chris FLETCHER	2004
8.	212	John OGLES	1965
9.	209	Mike LEWIS	1986
10.	201	Chris FLETCHER	2005

### RUSHING TOUCHDOWNS

Rank	TDs	Player	Season
1.	18	Jay BAILEY	2002
2.	16	Chris FLETCHER	2006
3.	14	Chris FLETCHER	2007
4.	13	Terrence HOLT	2009
	13	John OGLES	1966
6.	10	Sonny DEFILIPPIS	1980
	10	DeAunta MCAFFEE	1998
8.	9	Mike LEWIS	1986
9.	8	Floyd JONES	1981
	8	Terrence HOLT	2010

### AVERAGE YARDS/RUSH\*

Rank	YPR	Player	Season
1.	8.16	Floyd JONES	1981
2.	6.13	Jay BAILEY	2000
3.	5.89	Wesley KITTS	2011
4.	5.70	Floyd JONES	1984
5.	5.67	Wesley KITTS	2012
6.	5.60	Brandon GARNER	2000
7.	5.52	Henry YARBER	1974
8.	5.51	Jacob DICKSON	1996
9.	5.49	Chris FLETCHER	2006
10.	5.47	Jamie SPICER	1991

### RUSHING YARDS/GAME

Rank	YPG	Player	Season
1.	140.6	Jay BAILEY	2002
2.	127.4	Chris FLETCHER	2006
3.	122.1	Chris FLETCHER	2007
4.	113.0	John OGLES	1965
5.	109.3	Floyd JONES	1981
6.	105.4	John OGLES	1966
7.	100.0	Ryan WHITE	2011
8.	98.7	Mike LEWIS	1986
9.	98.3	Ryan WHITE	2009
10.	92.0	Jay BAILEY	2000

## PASSING

†-Minimum 125 attempts

### PASS ATTEMPTS

Rank	ATT	Player	Season
1.	421	Brian BAKER	1999
2.	419	Jesse KELLOGG	2004
3.	363	Jake RYAN	2012
4.	326	Mark CUNNINGHAM	2006
5.	309	Jesse KELLOGG	2003
6.	275	Kerry SEVERSON	1989
7.	271	Adam PINEO	1998
8.	259	Dale EDWARDS	1986
9.	256	Lance HOELTKE	1995
	256	Jake RYAN	2011

### PASS COMPLETIONS

Rank	CMP	Player	Season
1.	247	Brian BAKER	1999
2.	207	Jake RYAN	2012
3.	197	Mark CUNNINGHAM	2006
4.	190	Jesse KELLOGG	2004
5.	157	Jesse KELLOGG	2003
6.	148	Brian BAKER	2001
7.	144	Adam PINEO	1998
8.	136	Jake RYAN	2011
9.	133	Kerry SEVERSON	1989
10.	130	Dale EDWARDS	1986

### PASSING YARDS

Rank	YDS	Player	Season
1.	2809	Brian BAKER	1999
2.	2236	Mark CUNNINGHAM	2006
3.	2104	Jake RYAN	2012
4.	2037	Jesse KELLOGG	2004
5.	1881	Adam PINEO	1998
	1881	Brian BAKER	2001
7.	1809	Jesse KELLOGG	2003
8.	1623	Dale EDWARDS	1986
9.	1618	Sonny DEFILIPPIS	1980
10.	1570	Lance HOELTKE	1995

### TOUCHDOWN PASSES

Rank	TDs	Player	Season
1.	25	Brian BAKER	1999
2.	18	Jake RYAN	2012
3.	16	Brian BAKER	2001
4.	13	Rodney ROGERS	1965
	13	Jesse KELLOGG	2004
	13	Dennis DYER	1968
7.	12	Sonny DEFILIPPIS	1980
	12	Mark CUNNINGHAM	2006
	12	Jake RYAN	2011
10.	11	Carlton FLATT	1964

### PASSES INTERCEPTED

Rank	INT	Player	Season
1.	25	Dennis DYER	1969
2.	19	Jesse KELLOGG	2004
3.	18	Carl WILLIAMS	1966
4.	17	Lance HOELTKE	1995
5.	16	Sonny DEFILIPPIS	1980
6.	15	Rick CHRISTOPHEL	1973
	15	Randy CHRISTOPHEL	1975
	15	Jake RYAN	2011
9.	14	Steve BREWER	1979
	14	Dennis DYER	1968

## PASS COMPLETION PERCENTAGE†

Rank	PCT	Player	Season
1.	61.9	Brian BAKER	2001
2.	60.4	Mark CUNNINGHAM	2006
3.	58.7	Brian BAKER	1999
4.	57.0	Jake RYAN	2012
5.	53.6	Randy CHRISTOPHEL	1975
6.	53.1	Adam PINEO	1998
7.	53.1	Jake RYAN	2011
8.	52.2	Adam PINEO	1997
9.	51.7	Andrew SPIVEY	2013
10.	50.8	Jesse KELLOGG	2003

## PASS EFFICIENCY†

Rank	RAT	Player	Season
1.	139.2	Brian BAKER	2001
2.	128.1	Brian BAKER	1999
3.	122.2	Mark CUNNINGHAM	2006
4.	116.6	Jake RYAN	2012
5.	114.8	Adam PINEO	1998
6.	114.4	Adam PINEO	1997
7.	114.4	Mike KATZMAN	1981
8.	111.6	Dennis DYER	1968
9.	106.1	Dale EDWARDS	1986
10.	105.4	Jake RYAN	2011

## YARDS/PASS†

Rank	YPP	Player	Season
1.	7.9	Brian BAKER	2001
2.	7.8	Carl WILLIAMS	1966
3.	6.9	Adam PINEO	1998
4.	6.9	Mark CUNNINGHAM	2006
5.	6.7	Brian BAKER	1999
6.	6.6	Dennis DYER	1968
7.	6.5	Mike KATZMAN	1981
8.	6.5	Adam PINEO	1997
9.	6.4	Sonny DEFILIPPIS	1980
10.	6.4	Steve BREWER	1979

## YARDS/COMPLETION†

Rank	YPC	Player	Season
1.	19.0	Carl WILLIAMS	1966
2.	15.1	Sonny DEFILIPPIS	1980
3.	14.4	Randy CHRISTOPHEL	1977
4.	14.4	Mike KATZMAN	1981
5.	13.9	Steve BREWER	1979
6.	13.8	Sammy GHOLSTON	1987
7.	13.7	Dennis DYER	1968
8.	13.2	Lance HOELTKE	1995
9.	13.1	Adam PINEO	1998
10.	12.7	Brian BAKER	2001

## PASSING YARDS/GAME

Rank	YPG	Player	Season
1.	255.4	Brian BAKER	1999
2.	209.0	Adam PINEO	1998
	209.0	Brian BAKER	2001
4.	203.3	Mark CUNNINGHAM	2006
5.	191.3	Jake RYAN	2012
6.	185.2	Jesse KELLOGG	2004
7.	164.5	Jesse KELLOGG	2003
8.	164.2	Jake RYAN	2011
9.	147.5	Dale EDWARDS	1986
10.	147.1	Sonny DEFILIPPIS	1980

# INDIVIDUAL SINGLE-SEASON LEADERS



Lanis Frederick became Austin Peay's single-season leader in receptions (77) and receptions yards (1,101) during the 2008 season.

## RECEIVING

‡-Minimum 25 receptions

### RECEIVING YARDS

Rank	YDS	Player	Season
1.	1101	Lanis FREDERICK	2006
2.	1033	Vince TWEDDELL	1998
3.	990	Harold ROBERTS	1968
4.	965	Michael FARRELL	1999
5.	912	Steve PUTHOFF	1980
6.	869	Harold ROBERTS	1969
7.	846	Pat CURRAN	2004
	846	Michael FARRELL	2001
9.	774	Devin STARK	2012
10.	730	Gary WILLIAMS	1995

### PASS RECEPTIONS

Rank	Rec	Player	Season
1.	77	Lanis FREDERICK	2006
2.	67	Harold ROBERTS	1969
	67	Devin STARK	2012
4.	66	Michael FARRELL	1999
5.	64	Vince TWEDDELL	1998
6.	63	Harold ROBERTS	1968
7.	56	Pat CURRAN	2003
	56	Harold ROBERTS	1967
9.	53	Frank ESCOBAR	1997
	53	Devin STARK	2011

### PASS RECEPTION TOUCHDOWNS

Rank	No.	Player	Season
1.	11	Harold ROBERTS	1967
	11	Ron BLAIR	2001
3.	10	Devin STARK	2012
4.	9	Harold ROBERTS	1969
5.	8	Pat CURRAN	2004
	8	Harold ROBERTS	1968
7.	7	Lanis FREDERICK	2006
	7	Devin STARK	2011
	7	Michael FARRELL	1999
10.	6	Six players tied	

## AVERAGE YARDS/CATCH‡

Rank	YPG	Player	Season
1.	21.21	Steve PUTHOFF	1980
2.	19.44	Ronnie PARSON	1966
3.	19.19	Andy TOOMBS	1966
4.	19.00	Ron BLAIR	2001
5.	18.74	Trae WILLIS	2002
6.	16.92	Michael FARRELL	2001
7.	16.67	Lanis FREDERICK	2007
8.	16.59	Pat CURRAN	2004
9.	16.39	Rod SMITH	1984
10.	16.14	Vince TWEDDELL	1998

## RECEPTIONS/GAME

Rank	RPG	Player	Season
1.	7.00	Lanis FREDERICK	2006
2.	6.70	Harold ROBERTS	1969
3.	6.30	Harold ROBERTS	1968
4.	6.09	Devin STARK	2012
5.	6.00	Michael FARRELL	1999
6.	5.82	Vince TWEDDELL	1998
7.	5.60	Harold ROBERTS	1967
8.	5.56	Michael FARRELL	2001
9.	5.30	Frank ESCOBAR	1997
10.	5.10	Pat CURRAN	2004

## TOTAL OFFENSE

### TOTAL OFFENSE YARDS

Rank	YDS	Player	Season
1.	2695	Brian BAKER	1999
2.	2199	Sonny DEFILIPPIS	1980
3.	2156	Mark CUNNINGHAM	2006
4.	2042	Jake RYAN	2012
5.	2015	Jesse KELLOGG	2004
6.	1940	Lance HOELTKE	1995
7.	1870	Brian BAKER	2001
8.	1802	Jesse KELLOGG	2003
9.	1800	Adam PINEO	1998
10.	1687	Jay BAILEY	2002

### TOUCHDOWNS RESPONSIBLE FOR

Rank	TDs	Player	Season
Touchdowns scored and passed for			
1.	25	Brian BAKER	1999
2.	22	Son DEFILIPPIS	1980
3.	19	Brian BAKER	2001
4.	18	Rodney ROGERS	1965
	18	Jake RYAN	2012
	18	Jay BAILEY	2002
	18	Chris FLETCHER	2006
8.	17	Dennis DYER	1968
9.	16	Carlton FLATT	1964
10.	15	Chris FLETCHER	2007
	15	Terrence HOLT	2009

### TOTAL OFFENSE/GAME (MIN. 8 GAMES)

Rank	YDS	Player	Season
1.	245.0	Brian BAKER	1999
2.	207.8	Brian BAKER	2001
3.	200.0	Adam PINEO	1998
4.	199.9	Sonny DEFILIPPIS	1980
5.	196.0	Mark CUNNINGHAM	2006
6.	185.6	Jake RYAN	2012
7.	183.2	Jesse KELLOGG	2004
8.	176.4	Lance HOELTKE	1995
9.	163.8	Jesse KELLOGG	2003
10.	160.2	Jake RYAN	2011

## ALL PURPOSE RUNNING

### ALL PURPOSE YARDS

Rank	YDS	Player	Season
1.	2373	Terrence HOLT	2009
2.	2153	Jay BAILEY	2002
3.	2049	Terrence HOLT	2010
4.	1842	Chris FLETCHER	2006
5.	1733	Terrence HOLT	2008
6.	1477	Michael FARRELL	1999
7.	1407	Chris FLETCHER	2007
8.	1357	Terrence HOLT	2007
9.	1351	Tim CHILCUTT	1965
10.	1330	Mike LEWIS	1986

### ALL PURPOSE YARDS/GAME (MIN. 8 GAMES)

Rank	YDS	Player	Season
1.	215.7	Terrence HOLT	2009
2.	186.3	Terrence HOLT	2010
3.	179.4	Jay BAILEY	2002
4.	167.5	Chris FLETCHER	2006
5.	157.5	Terrence HOLT	2008
6.	150.1	Tim CHILCUTT	1965
7.	144.2	Michael FARRELL	2001
8.	134.3	Michael FARRELL	1999
9.	127.9	Chris FLETCHER	2007
10.	124.2	Floyd JONES	1981

## SCORING

### TOTAL POINTS SCORED

Rank	TP	Player	Season
1.	108	Chris FLETCHER	2006
	108	Jay BAILEY	2002
3.	90	Chris FLETCHER	2007
	90	Terrence HOLT	2009
5.	78	John OGLES	1966
6.	72	DeAunta MCAFFEE	1998
7.	71	Ronnie PARSON	1965
8.	66	Ron BLAIR	2001
	66	Harold ROBERTS	1967
	66	Floyd JONES	1981

### TOUCHDOWNS SCORED

Rank	TDs	Player	Season
1.	18	Chris FLETCHER	2006
	18	Jay BAILEY	2002
3.	15	Chris FLETCHER	2007
	15	Terrence HOLT	2009
5.	13	John OGLES	1966
6.	12	DeAunta MCAFFEE	1998
7.	11	Ron BLAIR	2001
	11	Harold ROBERTS	1967
	11	Floyd JONES	1981
10.	10	Son DEFILIPPIS	1980
	10	Devin STARK	2012

## EXTRA POINTS

\*-Minimum 15 attempts

### PAT KICKS MADE

Rank	FGM	Player	Season
1.	33	David YOUNG	1994
2.	32	Justin DEARDORFF	2002
3.	29	Justin DEARDORFF	2001
4.	27	Stephen STANSELL	2012
	27	Stephen STANSELL	2009
	27	Ross COFFEE	2006
7.	24	Dustin ANDERSON	1999
8.	23	Stephen STANSELL	2011
9.	22	Brian YARBROUGH	1985
	22	Issac ZIOLKOWSKI	2007
	22	Mike MEADOR	1979
	22	David YOUNG	1995

# INDIVIDUAL SINGLE-SEASON LEADERS

## PAT KICKS ATTEMPTED

Rank	ATT	Player	Season
1.	36	Justin DEARDORFF	2002
2.	35	David YOUNG	1994
3.	31	Ronnie PARSON	1965
	31	Issac ZIOLKOWSKI	2007
5.	30	Ross COFFEE	2006
6.	29	Dustin ANDERSON	1999
	29	Justin DEARDORFF	2001
8.	27	Stephen STANSELL	2012
	28	Stephen STANSELL	2009
10.	26	David YOUNG	1995

## PAT KICK PERCENTAGE\*

Rank	K%	Player	Season
1.	100.0	Steve MUNNELL	1993
	100.0	Brian YARBROUGH	1985
	100.0	Stephen STANSELL	2011
	100.0	Justin DEARDORFF	2001
5.	96.4	Stephen STANSELL	2009
	96.4	Stephen STANSELL	2012
7.	95.5	Stephen STANSELL	2010
8.	95.0	Ray HAMPTON	1981
	95.0	Tom MCMILLAN	1986
	95.0	Justin DEARDORFF	2000

## FIELD GOALS

### FIELD GOALS MADE

Rank	FGM	Player	Season
1.	14	Tom MCMILLAN	1987
2.	12	Stephen STANSELL	2010
3.	11	Brian YARBROUGH	1983
4.	10	David YOUNG	1994
	10	Tim MAXWELL	1975
	10	Stephen STANSELL	2011
	10	Tom MCMILLAN	1986
8.	9	Isaac ZIOLKOWSKI	2007
	9	Stephen STANSELL	2009
	9	Justin DEARDORFF	2002
	9	Brian YARBROUGH	1985

### FIELD GOALS ATTEMPTED

Rank	FGA	Player	Season
1.	23	Tom MCMILLAN	1987
2.	21	Brian YARBROUGH	1985
3.	20	Justin DEARDORFF	2002
4.	19	Tom MCMILLAN	1986
	19	Stephen STANSELL	2011
6.	18	Brian YARBROUGH	1983
	18	Stephen STANSELL	2010
8.	17	Tim MAXWELL	1975
9.	16	Mike MEADOR	1977
	16	Mike MEADOR	1979

### FIELD GOAL PERCENTAGE

Rank	FG%	Player	Season
1.	71.4	David YOUNG	1994
2.	70.0	Brad WILSON	2005
3.	66.7	Justin DEARDORFF	2000
	66.7	Ross COFFEE	2006
	66.7	Stephen STANSELL	2010
	66.7	Steve MUNNELL	1990
	66.7	Steve SHIA	1971
8.	64.3	Isaac ZIOLKOWSKI	2007
9.	62.5	Isaac ZIOLKOWSKI	2008
	62.5	Steve MUNNELL	1991
	62.5	Jon PALMER	1997

## PUNTING

†-Minimum 30 attempts

### PUNTING YARDS

Rank	YDS	Player	Season
1.	3376	Ben CAMPBELL	2013
2.	3586	Ben CAMPBELL	2014
3.	3062	Grad WRIGHT	1990
4.	3000	Reid BARR	1987
5.	2995	Brad WILSON	2005
6.	2980	J.P. HOGAN	2002
7.	2942	Steve WILLIAMS	1984
8.	2926	Tim MAXWELL	1975
9.	2833	Jimmy HARDIE	1970
10.	2824	Steve WILLIAMS	1983

### PUNTING ATTEMPTS

Rank	ATT	Player	Season
1.	93	Ben CAMPBELL	2014
2.	87	Ben CAMPBELL	2013
3.	82	Grad WRIGHT	1990
4.	78	J.P. HOGAN	2002
	78	Steve WILLIAMS	1984
	78	Tim MAXWELL	1975
7.	77	Brad WILSON	2005
	77	Jimmy HARDIE	1970
9.	76	Reid BARR	1987
10.	73	Tim HAMMOND	1981

### PUNTS HAD BLOCKED

Rank	ATT	Player	Season
1.	2	J.P. HOGAN	2002
	2	Ryan KEY	2008
	2	Steve WILLIAMS	1984
	2	J.P. HOGAN	2000
	2	Ben CAMPBELL	2014
6.	1	Ryan KEY	2007
	1	Jon PALMER	1997
	1	Ross COFFEE	2006
	1	Jason STOOKSBURY	1997
	1	Brad WILSON	2004

### AVERAGE YARDS/PUNT†

Rank	AVG	Player	Season
1.	41.23	Ryan KEY	2010
2.	40.87	Reid BARR	1986
3.	39.47	Reid BARR	1987
4.	39.22	Steve WILLIAMS	1983
5.	39.12	Russ AARON	1977
6.	39.10	Ryan KEY	2009
7.	38.96	Chris WIGGINS	1996
8.	38.91	Bryan STRINGER	1979
9.	38.90	Brad WILSON	2005
10.	38.85	Jeff BUFFALO	1988

## PUNT RETURNS

‡-Minimum 30 attempts

### PUNT RETURN YARDS

Rank	YDS	Player	Season
1.	502	Tim CHILCUTT	1965
2.	379	Joe GRIMSLEY	1978
3.	336	Don DERRICK	1976
4.	276	Joe GRIMSLEY	1979
5.	215	Todd HERNDON	1985
6.	213	Calvin WARNER	1970
7.	212	Richard WOODS	1973
8.	199	Terrence HOLT	2009
9.	197	Howell FLATT	1967
	197	Arthur KING	1992

## PUNT RETURNS

Rank	PR	Player	Season
1.	40	Corey PHILLIPS	2002
2.	35	Joe GRIMSLEY	1979
3.	34	Joe GRIMSLEY	1978
4.	31	Don DERRICK	1976
5.	30	Tim CHILCUTT	1965
6.	29	Tim CHILCUTT	1964
	29	Vince TWEDDELL	1998
8.	26	Todd HERNDON	1985
9.	24	Michael FARRELL	2001
10.	23	Don DERRICK	1975
	23	Everett SMALLS	1993

### PUNT RETURN TOUCHDOWNS

Rank	TDs	Player	Season
1.	2	Tim CHILCUTT	1965
	2	Don NEFF	1974
	2	Don DERRICK	1976
4.	1	26 Players tied	

### AVERAGE YARDS/PUNT RETURN‡

Rank	YDS	Player	Season
1.	16.73	Tim CHILCUTT	1965
2.	12.44	Terrence HOLT	2009
3.	12.25	Terrence HOLT	2007
4.	11.78	Richard WOODS	1973
5.	11.15	Joe GRIMSLEY	1978
6.	11.00	Everett SMALLS	1984
7.	10.84	Don DERRICK	1976
8.	10.65	Calvin WARNER	1970
9.	10.21	Travis SANDERS	1996
10.	10.00	Kevin TEMPLE	1972

## KICK RETURNS

^Minimum 10 attempts

### KICK RETURN YARDS

Rank	YDS	Player	Season
1.	1285	Terrence HOLT	2008
2.	1194	Terrence HOLT	2009
3.	1104	Terrence HOLT	2007
4.	1100	Terrence HOLT	2010
5.	749	Rex MOTES	1986
6.	721	Antone THRIFT	1993
7.	607	Samy HILLMAN	1991
	607	Jason JACKSON	1989
9.	596	Samy HILLMAN	1990
10.	577	Henry YARBER	1975

### KICK RETURNS

Rank	KR	Player	Season
1.	52	Terrence HOLT	2008
2.	47	Terrence HOLT	2010
	47	Terrence HOLT	2009
4.	45	Terrence HOLT	2007
5.	36	Rex MOTES	1986
6.	34	Antone THRIFT	1993
7.	32	Jason JACKSON	1989
8.	29	Samy HILLMAN	1992
	29	Ronnie FUQUA	1969
10.	27	Henry YARBER	1975
	27	Samy HILLMAN	1991

# INDIVIDUAL SINGLE-SEASON LEADERS

## KICK RETURN TOUCHDOWNS

Rank	TDs	Player	Season
1.	2	Terrence HOLT	2007
2.	1	EnRiques PERRY	2013
	1	Terrence HOLT	2010
	1	Terrence HOLT	2009
	1	Daniel SWENSON	2006
	1	Coveak MOODY	1974
	1	Fred MOTES	1983
	1	Coveak MOODY	1977
	1	Calvin WARNER	1970
	1	Samy HILLMAN	1990
	1	Floyd JONES	1981
	1	Carlton FLATT	1962

## AVERAGE YARDS/KICK RETURN\*

Rank	YDS	Player	Season
1.	29.00	Tulsa PAYETTE	1999
2.	25.91	Samy HILLMAN	1990
3.	25.53	Calvin WARNER	1970
4.	25.40	Terrence HOLT	2009
5.	25.40	Jay BAILEY	2002
6.	24.71	Terrence HOLT	2008
7.	24.53	Terrence HOLT	2007
8.	24.53	Michael FARRELL	2000
9.	24.41	Tim CHILCUTT	1963
10.	23.46	Coveak MOODY	1976

## PASS DEFENSE

### INTERCEPTIONS

Rank	INT	Player	Season
1.	9	Howell FLATT	1966
2.	6	Tim CHILCUTT	1964
	6	Ron SHEGOG	1985
	6	Lynn HAILSTOCK	1976
	6	Taylon JENKINS	1998
	6	Jimmy HARDIE	1970
	6	Kevis BUCKLEY	2008
	6	Jim THOMPSON	1971
	6	Andy TOOMBS	1965
	6	Kirk POINTER	1992

### INTERCEPTION RETURN YARDS

Rank	YDS	Player	Season
1.	181	Howell FLATT	1966
2.	133	Tim CHILCUTT	1964
3.	128	Ted CARRUTHERS	2004
4.	124	Ronnie FUQUA	1969
5.	112	Ron SHEGOG	1985
6.	110	James MESIDOR	1991
7.	106	Darius WILLIS	1991
8.	101	Thomas SEXTON	2001
9.	99	Thomas SEXTON	2000
10.	97	Jim THOMPSON	1972

### INTERCEPTION RETURN TOUCHDOWNS

Rank	TDs	Player	Season
1.	2	Ryan TAYLOR	2003
	2	Ronnie FUQUA	1969
3.	1	23 players tied	

### PASSES DEFENDED

Rank	YDS	Player	Season
1.	19	Corey PHILLIPS	2002
2.	17	Kirk POINTER	1995
3.	15	Tyrone SHORTER	1995
4.	14	Ron SHEGOG	1985
	14	Taylon JENKINS	1998
6.	13	Thomas SEXTON	2001
7.	12	Kevis BUCKLEY	2008
	12	Will ARMSTRONG	1982
	12	Thomas MAXWELL	1990
10.	11	Demaro ISOM	2003

11	Marty STATEN	1988
11	Johnny BELL	2000

## BLOCKED KICKS

### BLOCKED KICKS

Rank	YDS	Player	Season
1.	3	Ricky THOMAS	2009
	3	Demaro ISOM	2002
	3	Ted CARRUTHERS	2004
4.	2	Ricky THOMAS	2008
	2	Don NEFF	1974
	2	Jay COURTNEY	2008
	2	James LOYDD	1993
	2	Ricky THOMAS	2007
	2	Kevis BUCKLEY	2006
	2	Kelly BARRETT	1990
	2	Emmanuel YANCEY	2003
	2	Ron BLAIR	2000
	2	Darius WILLIS	1991
	2	Patrick HORTON	2006
	2	Ralph HILL	1994

## FUMBLES

### FUMBLES RECOVERED

Rank	FR	Player	Season
1.	5	Terry JOHNSON	1970
	5	Bobby BYRD	1964
	5	Mike OWENS	1982
4.	4	Tom WEBB	1972
	4	Phil FARINELLA	1966
	4	Jim HUGHES	1971
	4	Bill BLAIR	1971
	4	Scott FOX	1985
	4	Billy Joe JEANS	1967
10.	3	25 players	1972

### FUMBLE RETURN TOUCHDOWNS

Rank	TDs	Player	Season
1.	2	Kevis BUCKLEY	2007
2.	1	John RONE	1999
	1	Dave THOMAS	1996
	1	David HASKINS	2005
	1	Nick CLARK	2007
	1	Pat CURRAN	2002
	1	Ryan TAYLOR	2002
	1	Brent BROCK	1998
	1	Kit HARTSFIELD	2009
	1	Daniel SWENSON	2009
	1	Jeremy ROSS	2010

### FUMBLES FORCED

Rank	FF	Player	Season
1.	4	Todd HOOD	1990
	4	Jim BARLOW	1982
	4	Richard DARDEN	1992
	4	Je CRUTCHFIELD	1991
	4	Will ARMSTRONG	1982
	4	Dustin WILSON	2000
	4	Michael SHELTON	1983
8.	3	24 players tied	

## TACKLES

### TOTAL TACKLES

Rank	TOT	Player	Season
1.	207	Bobby BYRD	1963
2.	183	Phil FARINELLA	1967
3.	172	Terry JOHNSON	1970
4.	170	Bob BIBLE	1977
5.	161	Gerald NOBLE	1971
6.	151	George WHITE	1967
	151	Phil FARINELLA	1966

8.	148	Bobby BYRD	1964
	148	Dwight HOUSTON	1974
10.	146	Eddie WALLS	1986
	146	Terry McCABE	1976

### UNASSISTED TACKLES

Rank	UT	Player	Season
1.	112	Phil FARINELLA	1967
2.	103	Bobby BYRD	1963
3.	99	Bob BIBLE	1977
4.	94	Terry MCCABE	1975
5.	91	Gerald NOBLE	1971
	91	Dwight HOUSTON	1974
7.	89	Bonnie SLOAN	1972
	89	Bob BIBLE	1976
9.	88	Eddie WALLS	1986
10.	84	Bill BLAIR	1971

### ASSISTED TACKLES

Rank	AT	Player	Season
1.	104	Bobby BYRD	1963
2.	99	Terry JOHNSON	1970
3.	83	Phil FARINELLA	1966
	83	George WHITE	1967
5.	78	Dustin WILSON	1999
6.	77	Bobby BYRD	1964
7.	75	Bobby BYRD	1965
8.	72	Justin SCHRADER	1999
9.	71	Phil FARINELLA	1967
	71	Bob BIBLE	1977

### TACKLES FOR LOSS

Rank	TFL	Player	Season
1.	19.0	Jim BARLOW	1984
	19.0	Richard DARDEN	1992
3.	17.0	Joe BELL	2002
	17.0	Je CRUTCHFIELD	1991
	17.0	Jim BARLOW	1983
6.	16.0	Carlos PAYNE	1995
7.	15.0	Thoma WILLIAMS	1996
8.	14.5	Joe BELL	2003
	14.5	Fred WALTERS	1992
10.	14.0	Lorenzo KEENAN	1976
	14.0	Richard DARDEN	1991

### QUARTERBACK SACKS

Rank	QS	Player	Season
1.	12.0	Bo MAJORS	1984
	12.0	Jim BARLOW	1983
3.	9.0	Richard DARDEN	1992
	9.0	Jim BARLOW	1984
5.	8.0	Joe BELL	2003
6.	7.0	Mike HAMILTON	1983
	7.0	Richard DARDEN	1991
8.	6.5	Bryan HARRIS	2000
	6.5	Joe BELL	2002
10.	6.0	Marlin CHAPMAN	1985

# INDIVIDUAL YEAR-BY-YEAR LEADERS

## TOTAL OFFENSE

by Total Yards

Year	Player	Rush	Pass	Total
1959	SIMPSON	368	135	503
1960	Richard MOORE	-29	505	476
1961	Cobb PARKER	261	335	596
1962	Richard MOORE	-72	600	528
1963	Carlton FLATT	296	579	875
1964	Carlton FLATT	356	740	1096
1965	Rodney ROGERS	370	833	1203
1966	Carl WILLIAMS	367	1103	1470
1967	Ronnie HACKNEY	758	0	758
1968	Dennis DYER	7	1354	1361
1969	Dennis DYER	-70	977	907
1970	Kenny JOHNSON	523	0	523
1971	Art HICKS	315	26	341
1972	Rick CHRISTOPHEL	100	518	618
1973	Rick CHRISTOPHEL	212	906	1118
1974	Rick CHRISTOPHEL	181	649	830
1975	Randy CHRISTOPHEL	54	1052	1106
1976	Randy CHRISTOPHEL	67	895	962
1977	Randy CHRISTOPHEL	135	823	958
1978	Steve BREWER	93	672	765
1979	Steve BREWER	35	1014	1049
1980	Sonny DEFILIPPIS	581	1618	2199
1981	Floyd JONES	1093	15	1108
1982	Mike KATZMAN	239	1247	1486
1983	Rob CHRISTOPHEL	-73	683	610
1984	Rickey RICE	98	776	874
1985	Dale EDWARDS	59	805	864
1986	Dale EDWARDS	-68	1623	1555
1987	Sammy GHOLSTON	207	1023	1230
1988	Sammy GHOLSTON	162	434	596
1989	Kerry SEVERSON	82	1218	1300
1990	Reggie WILLIAMS	381	335	716
1991	Reggie WILLIAMS	395	773	1168
1992	Jody SMITH	468	0	468
1993	Jeff GOOCH	287	431	718
1994	Anthony LEE	482	698	1180
1995	Lance HOELTKE	370	1570	1940
1996	Daniel WILLIAMS	503	290	793
1997	Adam PINEO	-92	1044	952
1998	Adam PINEO	-81	1881	1800
1999	Brian BAKER	-114	2809	2695
2000	John SHEPHARD	169	680	849
2001	Brian BAKER	-11	1881	1870
2002	Jay BAILEY	1687	0	1687
2003	Jesse KELLOGG	-7	1809	1802
2004	Jesse KELLOGG	-22	2037	2015
2005	Jesse KELLOGG	-64	1082	1018
2006	Mark CUNNINGHAM	-80	2236	2156
2007	Chris FLETCHER	1343	0	1343
2008	Trent CAFFEE	24	732	756
2009	Ryan WHITE	1081	0	1081
2010	Jake RYAN	-41	1120	1079
2011	Jake RYAN	-36	1478	1442
2012	Jake RYAN	-62	2104	2042
2013	Omar WILLIAMS	636	0	636
2014	Trey TAYLOR	87	511	598

## ALL-PURPOSE YARDAGE

by Total Yards; (N) NCAA Statistical Champion

Year	Player	Rush	Rec	PR	KR	IR	TOTAL
1959	SIMPSON	368	98	95	158	50	769
1960	Ronnie DOLLAR	335	97	84	20	0	536
1961	Tommy DONNELLY	336	13	0	112	0	461
1962	Tim CHILCUTT	97	85	113	325	14	634
1963	Tim CHILCUTT	256	246	129	415	0	1046
1964	Tim CHILCUTT	261	228	194	204	133	1020
1965	Tim CHILCUTT	316	272	502	258	3	1351
1966	John OGLES	1054	0	0	0	0	1054
1967	Ronnie HACKNEY	758	0	0	46	0	804
1968	Ronnie SIMPSON	655	43	90	349	0	1137
1969	Ronnie FUQUA	117	21	100	571	124	933
1970	Calvin WARNER	0	0	213	434	22	669
1971	Art HICKS	315	135	0	86	0	539
1972	Glen HARKRADER	282	96	0	264	0	642
1973	Ron BAILEY	2	385	0	215	0	602
1974	Henry YARBER	822	63	0	248	0	1133
1975	Henry YARBER	492	111	0	577	0	1180
1976	Waddle WHITEHEAD	678	24	0	0	0	702
1977	Coveak MOODY	502	114	0	351	0	967
1978	Joe GRIMSLEY	0	0	379	408	0	787
1979	Cosmo COCHRAN	450	78	0	135	0	663
1980	Steve PUTHOFF	0	912	0	0	0	912
1981	Floyd JONES	1093	95	0	54	0	1242
1982	Fred MOTES	345	154	0	539	0	1038
1983	Fred MOTES	263	143	0	440	0	846
1984	Everett SMALLS	256	165	187	32	0	640
1985	Mike LEWIS	608	130	0	0	0	738
1986	Mike LEWIS	1086	244	0	0	0	1330
1987	Mike LEWIS	486	226	0	0	0	712
1988	Derwin WRIGHT	2	0	53	433	11	499
1989	Mike LEWIS	383	305	76	0	0	764
1990	Samy HILLMAN	70	97	0	596	0	763
1991	Samy HILLMAN	363	200	0	607	0	1170
1992	Samy HILLMAN	328	69	0	548	0	945
1993	Antone THRIFT	37	158	0	721	0	916
1994	Chris HORTON	427	104	0	286	0	817
1995	Chris HORTON	384	312	8	209	0	913
1996	Jacob DICKSON	783	19	0	7	0	809
1997	Frank ESCOBAR	0	698	44	122	0	864
1998	Vince TWEDDELL	0	1033	162	0	0	1195
1999	Michael FARRELL	0	965	37	475	0	1477
2000	Michael FARRELL	25	501	77	417	0	1020
2001	Michael FARRELL	20	846	121	311	0	1298
2002	Jay BAILEY	1687	85	0	381	0	2153
2003	Quea WILLIAMS	724	146	0	0	0	870
2004	Chris FLETCHER	974	144	0	0	0	1118
2005	Chris FLETCHER	970	82	0	133	0	1185
2006	Chris FLETCHER	1401	200	0	241	0	1842
2007	Chris FLETCHER	1343	64	0	0	0	1407
2008	Terrence HOLT	287	26	135	1285	0	1733
2009	Terrence HOLT	793	187	199	1194	0	(N) 2373
2010	Terrence HOLT	793	90	66	1100	0	2049
2011	Ryan WHITE	1100	179	0	0	0	1279
2012	Terrence OLIVER	341	328	0	308	0	977
2013	Tim PHILLIPS	497	118	0	52	0	667
2014	Otis GERRON	596	114	0	0	0	710

# INDIVIDUAL YEAR-BY-YEAR LEADERS

## RUSHING

by Total Yards; (N) NCAA Statistical Champion

Year	Player	Yards
1959	SIMPSON	368
1960	Lee OVERSTREET	433
1961	Tommy DONNELLY	336
1962	Tommy DONNELLY	145
1963	Arnold HUSKEY	299
1964	John OGLES	584
1965	John OGLES	1017
1966	John OGLES	1054
1967	Ronnie HACKNEY	758
1968	Ronnie SIMPSON	655
1969	Kenny JOHNSON	446
1970	Kenny JOHNSON	523
1971	Art HICKS	315
1972	Leslie WRIGHT	566
1973	Bill HAMMON	532
1974	Henry YARBER	822
1975	Coveak MOODY	503
1976	Waddle WHITEHEAD	678
1977	Waddle WHITEHEAD	809
1978	Donald BROWN	493
1979	Cosmo COCHRAN	450
1980	Sonny DEFILIPPIS	581
1981	Floyd JONES	1093
1982	John BROWN	445
1983	Fred MOTES	263
1984	Floyd JONES	405
1985	Mike LEWIS	608
1986	Mike LEWIS	1086
1987	Mike LEWIS	486
1988	Leroy SCOTT	449
1989	Mike LEWIS	383
1990	Eric DANCE	628
1991	Jody SMITH	791
1992	Jody SMITH	468
1993	Jody SMITH	638
1994	Jacob DICKSON	624
1995	Jacob DICKSON	607
1996	Jacob DICKSON	783
1997	Chris BLACK	411
1998	DeAunta MCAFEE	686
1999	Rory GIBBS	424
2000	Jay BAILEY	736
2001	Jay BAILEY	569
2002	Jay BAILEY	(N) 1687
2003	Quea WILLIAMS	724
2004	Chris FLETCHER	974
2005	Chris FLETCHER	970
2006	Chris FLETCHER	1401
2007	Chris FLETCHER	1343
2008	Ryan WHITE	600
2009	Ryan WHITE	1081
2010	Terrence HOLT	793
2011	Ryan WHITE	1100
2012	Wesley KITTS	533
2013	Omar WILLIAMS	636
2014	Otis GERRON	596

## PASSING

by Total Yards

Year	Player	Yards
1959	BUSBY	337
1960	Richard MOORE	505
1961	Cobb PARKER	335
1962	Richard MOORE	600
1963	Carlton FLATT	579
1964	Carlton FLATT	740
1965	Rodney ROGERS	833
1966	Carl WILLIAMS	1103
1967	Carl WILLIAMS	445
1968	Dennis DYER	1354
1969	Dennis DYER	977
1970	David WALKER	482
1971	Tom THOSS	369
1972	Rick CHRISTOPHEL	518
1973	Rick CHRISTOPHEL	906
1974	Rick CHRISTOPHEL	649
1975	Randy CHRISTOPHEL	1052
1976	Randy CHRISTOPHEL	895
1977	Randy CHRISTOPHEL	823
1978	Steve BREWER	672
1979	Steve BREWER	1014
1980	Sonny DEFILIPPIS	1618
1981	Mike KATZMAN	818
1982	Mike KATZMAN	1247
1983	Rob CHRISTOPHEL	683
1984	Rickey RICE	776
1985	Dale EDWARDS	805
1986	Dale EDWARDS	1623
1987	Sammy GHOLSTON	1023
1988	Tony POLICARE	589
1989	Kerry SEVERSON	1218
1990	Kailik HUNTER	401
1991	Reggie WILLIAMS	773
1992	Daniel WILLIAMS	225
1993	Jeff GOOCH	431
1994	Anthony LEE	698
1995	Lance HOELTKE	1570
1996	Matt HICKS	738
1997	Adam PINEO	1044
1998	Adam PINEO	1881
1999	Brian BAKER	2809
2000	John SHEPHARD	680
2001	Brian BAKER	1881
2002	Matt SCHMITZ	796
2003	Jesse KELLOGG	1809
2004	Jesse KELLOGG	2037
2005	Jesse KELLOGG	1082
2006	Mark CUNNINGHAM	2236
2007	Gary ORR	735
2008	Trent CAFFEE	732
2009	Jake RYAN	593
2010	Jake RYAN	1120
2011	Jake RYAN	1478
2012	Jake RYAN	2104
2013	Andrew SPIVEY	674
2014	Mickey MACIUS	530

## SCORING

by Total Points

Year	Player	Points
1959	SIMPSON/BURDEN	18
1960	Jack WALLACE	36
1961	Ralph GRANT	25
1962	Rupert BAKER	18
1963	Pete BUSH	18
1964	Ronnie PARSON	45
1965	Ronnie PARSON	71
1966	John OGLES	78
1967	Harold ROBERTS	66
1968	Harold ROBERTS	52
1969	Harold ROBERTS	58
1970	Steve SHIA	26
1971	Art HICKS	42
1972	Paul COOLEY	24
1973	Bill HAMMON	31
1974	Rick CHRISTOPHEL/Bill HAMMON	30
1975	Tim MAXWELL	41
1976	Henry YARBER	42
1977	Mike MEADOR	38
1978	Steve PUTHOFF	36
1979	Mike MEADOR	40
1980	Sonny DEFILIPPIS	60
1981	Floyd JONES	66
1982	Everett SMALLS	30
1983	Brian YARBROUGH	46
1984	Five Players	18
1985	Brian YARBROUGH	49
1986	Mike LEWIS	54
1987	Tom MCMILLAN	51
1988	Tom MCMILLAN	31
1989	Kerry SEVERSON/Ray. SHOCKLEY	24
1990	Steve MUNNELL	30
1991	Jody SMITH	38
1992	Steve MUNNELL	32
1993	Steve MUNNELL	39
1994	David YOUNG	63
1995	Chris HORTON	54
1996	Daniel WILLIAMS	42
1997	Frank ESCOBAR	38
1998	DeAunta MCAFEE	72
1999	Michael FARRELL	44
2000	Jay BAILEY	42
2001	Ron BLAIR	66
2002	Jay BAILEY	108
2003	Kenneth ELLISON	36
2004	Pat CURRAN	48
2005	Chris FLETCHER	42
2006	Chris FLETCHER	108
2007	Chris FLETCHER	90
2008	John BELL	29
2009	Terrence HOLT	90
2010	Steph STANSELL	57
2011	Steph STANSELL	53
2012	Devin STARK	62
2013	Chase DUNLAP	29
2014	Jared BEARD	24

# INDIVIDUAL YEAR-BY-YEAR LEADERS

## RECEIVING

by Total Receptions

Year	Player	Rec
1959	SIMPSON	10
1960	Jack WALLACE	26
1961	Clifford SIMS	12
1962	Tim CHILCUTT	12
1963	Tim CHILCUTT	13
1964	Ronnie PARSON	17
1965	Ronnie PARSON	15
1966	Andy TOOMBS	26
1967	Harold ROBERTS	56
1968	Harold ROBERTS	63
1969	Harold ROBERTS	67
1970	Harold ROBERTS	46
1971	Tom DOZIER	20
1972	Mike AKERS	18
1973	Ron BAILEY	23
1974	Richard WOODS	39
1975	Connie TRIPP	25
1976	Ron BAILEY	43
1977	Phil TODD	18
1978	Steve PUTHOFF	32
1979	MCCOLLUM/PUTHOFF/DOSS	19
1980	Steve PUTHOFF	43
1981	Ondra WOODS	22
1982	Fred MOTES	22
1983	Rob SENFT	24
1984	Rod SMITH	36
1985	Mike LEWIS	21
1986	Mike LEWIS	29
1987	Dean EDWARDS	29
1988	Mike WILLIAMS	20
1989	Raymond SHOCKLEY	41
1990	Andre O'KELLY	31
1991	Jamie SPICER	14
1992	HILLMAN/BRUNETTI/BLAKE	8
1993	THRIFT/Je. SMITH/Jo. SMITH	7
1994	Antone THRIFT	12
1995	Gary WILLIAMS	51
1996	Gary WILLIAMS	30
1997	Frank ESCOBAR	53
1998	Vince TWEDDELL	64
1999	Michael FARRELL	66
2000	Michael FARRELL	32
2001	Michael FARRELL	50
2002	Pat CURRAN	31
2003	Pat CURRAN	56
2004	Pat CURRAN	51
2005	Emmanuel YANCEY	18
2006	Lanis FREDERICK	77
2007	Lanis FREDERICK	33
2008	Lanis FREDERICK	30
2009	Adrian MINES	26
2010	Terrence HOLT	20
2011	Devin STARK	53
2012	Devin STARK	67
2013	Rashaan COLEMAN	30
2014	Rashaan COLEMAN	26

## INTERCEPTIONS

by Total Interceptions

Year	Player	Int
1959	SIMPSON	2
1960	Joe CINCOTTA	4
1961	Ralph GRANT	3
1962	Tim CHILCUTT	2
1963	Carlton FLATT	3
1964	Tim CHILCUTT	6
1965	Andy TOOMBS	6
1966	Howell FLATT	9
1967	Jimmy HARDIE	2
1968	Jimmy HARDIE	4
1969	Ronnie FUQUA	5
1970	Jimmy HARDIE	6
1971	Jim THOMPSON	6
1972	Jim THOMPSON	5
1973	James FIFYAW	4
1974	Robert TRIPP	5
1975	Four Players	2
1976	Lynn HAILSTOCK	6
1977	Joe GRIMSLEY	4
1978	Dexter FREEMAN	4
1979	Joe GRIMSLEY	4
1980	Michae SHELTON	4
1981	Mike NEWTON	4
1982	Will ARMSTRONG	5
1983	BLAIR/ARMSTRONG/BYRD	3
1984	Ron SHEGOG	4
1985	Ron SHEGOG	6
1986	Vince ALLEN	5
1987	GOODE/BLY/MILTON	3
1988	Elzie ANDERSON/Marty STATEN	3
1989	Richard DARDEN	3
1990	Eric WELLS/Thomas MAXWELL	2
1991	Darius WILLIS	4
1992	Kirk POINTER	6
1993	Michael SWIFT/Kirk POINTER	2
1994	Kirk POINTER	4
1995	Tyrone SHORTER/Kirk POINTER	4
1996	Travis SANDERS	3
1997	LeNorr STAPLES/Taylon JENKINS	2
1998	Taylon JENKINS	6
1999	Johnny BELL	4
2000	Bert BRITTON	4
2001	Corey PHILLIPS/Thomas SEXTON	5
2002	Thomas SEXTON	4
2003	Demaro ISOM	4
2004	Ted CARRUTHERS	5
2005	Brandon MEGGS	4
2006	Kevis BUCKLEY	2
2007	Kevis BUCKLEY	4
2008	Kevis BUCKLEY	6
2009	LaDarius DAVIS	3
2010	Jeremy ROSS	2
2011	Antwaun MAJORS/Steven RAGIN	2
2012	John SHULER	2
2013	Six Players	1
2014	Roderick OWENS	3

## PUNTING

by Punting Yardage

Year	Player	Yards
1959	Moe BURLISON	751
1960	Cobb PARKER	1280
1961	Cobb PARKER	1732
1962	Sammy FLATT	1207
1963	Sammy FLATT	1999
1964	Sammy FLATT	1801
1965	Ronnie PARSON	1157
1966	Ronnie PARSON	1902
1967	Rodney COLLINS	1282
1968	Jimmy HARDIE	2741
1969	Jimmy HARDIE	2386
1970	Jimmy HARDIE	2833
1971	Kenny JOHNSON	2317
1972	Rick CHRISTOPHEL	2214
1973	Rick CHRISTOPHEL	1752
1974	Chip JOHNSON	1414
1975	Tim MAXWELL	2926
1976	Steve BREWER	2322
1977	Russ AARON	1995
1978	Steve BREWER	2485
1979	Bryan STRINGER	1790
1980	Tommy MICHAEL	1054
1981	Tim HAMMOND	2661
1982	Steve WILLIAMS	2672
1983	Steve WILLIAMS	2824
1984	Steve WILLIAMS	2942
1985	Reid BARR	2472
1986	Reid BARR	2452
1987	Reid BARR	3000
1988	Jeff BUFFALOE	1865
1989	Jeff BUFFALOE	2577
1990	Grad WRIGHT	3062
1991	Grad WRIGHT	2524
1992	Richard HOGAN	2363
1993	Richard HOGAN	2549
1994	Richard HOGAN	2065
1995	Chris WIGGINS	2670
1996	Chris WIGGINS	2065
1997	Jas STOOKSBURY	987
1998	John MORAN	932
1999	Jere STANSBURY	2176
2000	J.P. HOGAN	2146
2001	J.P. HOGAN	1980
2002	J.P. HOGAN	2980
2003	J.P. HOGAN	2667
2004	Brad WILSON	2474
2005	Brad WILSON	2995
2006	Ross COFFEE	1752
2007	Ryan KEY	1858
2008	Ryan KEY	1851
2009	Ryan KEY	1994
2010	Ryan KEY	2144
2011	Ben CAMPBELL	1992
2012	Ben CAMPBELL	2165
2013	Ben CAMPBELL	3376
2014	Ben CAMPBELL	3586

## INDIVIDUAL YEAR-BY-YEAR LEADERS

### TOTAL TACKLES

by Total Tackles

Year	Player	Tacks
1963	Bobby BYRD	207
1964	Bobby BYRD	148
1965	Bobby BYRD	134
1966	Phil FARINELLA	151
1967	Phil FARINELLA	183
1968	Donny HOLLAND	127
1969	Jim HUGHES	119
1970	Terry JOHNSON	172
1971	Gerald NOBLE	161
1972	Bonnie SLOAN	124
1973	Dwight HOUSTON	126
1974	Dwight HOUSTON	148
1975	Terry MCCABE	137
1976	Terry MCCABE	146
1977	Bob BIBLE	170
1978	Richar WOZNIAK	89
1979	Richar WOZNIAK	99
1980	Johnny WALKER	92
1981	Royce FENTRESS	109
1982	Kaelin BYRD	88
1983	Michae SHELTON	127
1984	Bo MAJORS/Jim BARLOW	98
1985	Bo MAJORS	116
1986	Eddie WALLS	146
1987	Robert JOY	100
1988	Todd HOOD	102
1989	Richard DARDEN	97
1990	Todd HOOD	62
1991	Bunky BEASLEY	105
1992	James MESIDOR	88
1993	Fred WATERS	92
1994	Brian HARVEY	62
1995	Philli HANCOCK	106
1996	Thoma WILLIAMS	122
1997	Jaime IRACHETA	99
1998	Tommy LEAF	72
1999	Justi SCHRADER	134
2000	Dustin WILSON	128
2001	Dustin WILSON	111
2002	Thomas SEXTON	80
2003	Chase MITCHELL	84
2004	Charlie FORTE	117
2005	Chase MITCHELL	77
2006	Daniel BECKER	85
2007	Kit HARTSFIELD	88
2008	Daniel BECKER	102
2009	Daniel BECKER	92
2010	Antwaun MAJORS/Darrick DILLARD	84
2011	Antwaun MAJORS	88
2012	Craig SALLEY	72
2013	John SHULER	76
2014	Antonio TURNER	81

### NCAA ANNUAL CHAMPIONS

Since 1978, when the NCAA split Division I football into two subdivisions, Austin Peay has seen an individual or team finish the year as a statistical leader four times:

**Jay Bailey**, 2002 Rushing Champion, 140.6 yards per game (1,687 yards in 12 games)

**Terrence Holt**, 2009 All-Purpose Yardage Champion, 215.7 yards per game (2,373 yards in 11 games)

**1980 Austin Peay Football Team**, Fewest Passing Yards Allowed per Game, 98.2 yards allowed per game (1,080 yards in 11 games)

**1991 Austin Peay Football Team**, Most-Improved Team, 5-game improvement (0-11-0 in 1990 to 5-6-0 in 1991)

# INDIVIDUAL CAREER LEADERS

## RUSHING

†-Minimum 250 attempts

### RUSHING YARDS

Rank	YDS	Player	Seasons
1.	4688	Chris FLETCHER	2004-07
2.	3550	Ryan WHITE	2007-11
3.	2992	Jay BAILEY	2000-02
4.	2932	John OGLES	1963-66
5.	2563	Mike LEWIS	1985-86,86-87,89
6.	2035	Jody SMITH	1990-93
7.	2014	Jacob DICKSON	1994-96
8.	1960	Floyd JONES	1980-81,84
9.	1939	Terrence HOLT	2007-10
10.	1731	Henry YARBER	1974-76

### RUSHING ATTEMPTS

Rank	ATT	Player (Yds)	Seasons
1.	935	Chris FLETCHER	2004-07
2.	740	Ryan WHITE	2007-11
3.	636	John OGLES	1963-66
4.	591	Mike LEWIS	1985-86,86-87,89
5.	576	Jay BAILEY	2000-02
6.	437	Jody SMITH	1990-93
7.	409	Jacob DICKSON	1994-96
8.	408	Ra CHRISTOPHEL	1975-78
9.	377	Henry YARBER	1974-76
10.	364	Kenny JOHNSON	1968-71
	364	Terrence HOLT	2007-10

### RUSHING TOUCHDOWNS

Rank	TDs	Player	Seasons
1.	42	Chris FLETCHER	2004-07
2.	31	Jay BAILEY	2000-02
3.	28	John OGLES	1963-66
4.	23	Terrence HOLT	2007-10
5.	17	Mike LEWIS	1985-86,86-87,89
	17	Ryan WHITE	2007-11
7.	15	Jody SMITH	1990-93
8.	14	Cosmo COCHRAN	1977-80
9.	13	Son DEFILIPPIS	1979-80
	13	DeAunta MCAFEE	1995-96,98-99

### AVERAGE YARDS PER RUSH†

Rank	YPR	Player (Att-Yds)	Seasons
1.	6.62	Floyd JONES	1980-81,84
2.	5.33	Terrence HOLT	2007-10
3.	5.19	Jay BAILEY	2000-02
4.	5.01	Chris FLETCHER	2004-07
5.	4.92	Jacob DICKSON	1994-96
7.	4.85	Waddell WHITEHEAD	1975-77
6.	4.80	Ryan WHITE	2007-11
8.	4.79	Cosmo COCHRAN	1977-80
9.	4.66	Jody SMITH	1990-93
10.	4.61	John OGLES	1963-66

### RUSHING YARDS PER GAME

Rank	YPG	Player (Gms)	Seasons
1.	106.5	Chris FLETCHER	2004-07
2.	103.2	Jay BAILEY	2000-02
3.	80.7	Ryan WHITE	2007-11
4.	75.2	John OGLES	1963-66
5.	72.6	Floyd JONES	1980-81,84
6.	61.0	Jacob DICKSON	1994-96
7.	54.9	Waddell WHITEHEAD	1975-77
8.	52.5	Henry YARBER	1974-76
9.	50.3	Mike LEWIS	1985-86,86-87,89
10.	49.6	Jody SMITH	1990-93

## PASSING

‡-Minimum 250 attempts

### PASS ATTEMPTS

Rank	ATT	Player	Seasons
1.	1063	Jesse KELLOGG	2001-05
2.	955	Jake RYAN	2008-12
3.	838	Brian BAKER	1998-01
4.	609	Ra CHRISTOPHEL	1975-78
5.	507	Dennis DYER	1967-69
6.	484	Mark CUNNINGHAM	2004-07
7.	449	Dale EDWARDS	1985-87
8.	432	Adam PINEO	1997-98
9.	384	Rick CHRISTOPHEL	1971-74
10.	355	Mike KATZMAN	1981-82

### PASS COMPLETIONS

Rank	CMP	Player	Seasons
1.	504	Jesse KELLOGG	2001-05
2.	497	Jake RYAN	2008-12
3.	488	Brian BAKER	1998-01
4.	291	Ra CHRISTOPHEL	1975-78
5.	286	Mark CUNNINGHAM	2004-07
6.	233	Dale EDWARDS	1985-87
7.	228	Adam PINEO	1997-98
8.	222	Dennis DYER	1967-69
9.	175	Rick CHRISTOPHEL	1971-74
10.	168	Mike KATZMAN	1981-82

### PASSING YARDS

Rank	YDS	Player	Seasons
1.	5587	Brian BAKER	1998-01
2.	5353	Jesse KELLOGG	2001-05
3.	5295	Jake RYAN	2008-12
4.	3241	Randy CHRISTOPHEL	1975-78
5.	3235	Mark CUNNINGHAM	2004-07
6.	2925	Adam PINEO	1997-98
7.	2855	Dale EDWARDS	1985-87
8.	2771	Dennis DYER	1967-69
9.	2232	Steve BREWER	1976-79
10.	2122	Sonny DEFILIPPIS	1979-80

### TOUCHDOWN PASSES

Rank	TDs	Player	Seasons
1.	48	Brian BAKER	1998-01
2.	38	Jake RYAN	2008-12
3.	26	Jesse KELLOGG	2001-05
4.	24	Dennis DYER	1967-69
5.	20	Mark CUNNINGHAM	2004-07
6.	19	Steve BREWER	1976-79
7.	17	Sonny DEFILIPPIS	1979-80
	17	Randy CHRISTOPHEL	1975-78
9.	16	Richard MOORE	1959-62
10.	15	Dale EDWARDS	1985-87
	15	Adam PINEO	1997-98

### PASSES INTERCEPTED

Rank	INT	Player	Seasons
1.	47	Jesse KELLOGG	2001-05
2.	46	Jake RYAN	2008-12
3.	44	Dennis DYER	1967-69
4.	35	Randy CHRISTOPHEL	1975-78
5.	34	Rick CHRISTOPHEL	1971-74
	34	Brian BAKER	1998-01
7.	28	Steve BREWER	1976-79
8.	26	Richard MOORE	1959-62
9.	24	Carl WILLIAMS	1966-67
10.	23	Sonny DEFILIPPIS	1979-80



Jesse Kellogg became Austin Peay's most-prolific passer during his career and holds Austin Peay career records for pass completions (504) and attempts (1,063).

### PASS COMPLETION PERCENTAGE‡

Rank	PCT	Player	Seasons
1.	59.1	Mark CUNNINGHAM	2004-07
2.	58.2	Brian BAKER	1998-01
3.	52.8	Adam PINEO	1997-98
4.	52.1	Gary ORR	2005-09
5.	52.0	Jake RYAN	2008-12
6.	51.9	Dale EDWARDS	1985-87
7.	51.1	Rickey RICE	1981,83-85
8.	48.4	Steve BREWER	1976-79
9.	48.4	Kerry SEVERSON	1989
10.	47.8	Randy CHRISTOPHEL	1975-78

### PASS EFFICIENCY‡

Rank	RAT	Player	Seasons
1.	125.0	Brian BAKER	1998-01
2.	122.3	Mark CUNNINGHAM	2004-07
3.	114.6	Adam PINEO	1997-98
4.	108.8	Dale EDWARDS	1985-87
5.	106.0	Steve BREWER	1976-79
6.	102.1	Jake RYAN	2008-12
7.	101.9	Gary ORR	2005-09
8.	101.7	Sonny DEFILIPPIS	1979-80
9.	97.2	Rickey RICE	1981,83-85
10.	97.0	Mike KATZMAN	1981-82

### YARDS PER PASS‡

Rank	YPP	Player	Seasons
1.	6.8	Adam PINEO	1997-98
2.	6.7	Mark CUNNINGHAM	2004-07
3.	6.7	Brian BAKER	1998-01
4.	6.6	Steve BREWER	1976-79
5.	6.6	Sonny DEFILIPPIS	1979-80
6.	6.4	Dale EDWARDS	1985-87
7.	6.3	Rickey RICE	1981,83-85
8.	6.2	Carl WILLIAMS	1966-67
9.	6.1	Lance HOELTKE	1995
10.	6.0	Gary ORR	2005-09

# INDIVIDUAL CAREER LEADERS

## YARDS PER COMPLETION†

Rank	YPC	Player	Seasons
1.	15.6	Carl WILLIAMS	1966-67
2.	15.4	Sonny DEFILIPPIS	1979-80
3.	13.7	Steve BREWER	1976-79
4.	13.2	Lance HOELTKE	1995
5.	12.9	Richard MOORE	1959-62
6.	12.8	Adam PINEO	1997-98
7.	12.5	Dennis DYER	1967-69
8.	12.4	Reggie WILLIAMS	1990-92
9.	12.3	Rickey RICE	1981,83-85
10.	12.3	Mike KATZMAN	1981-82

## PASSING YARDS PER GAME

Rank	YPG	Player	Seasons
1.	180.2	Brian BAKER	1998-01
2.	132.4	Jake RYAN	2008-12
3.	130.6	Jesse KELLOGG	2001-05
4.	124.8	Sonny DEFILIPPIS	1979-80
5.	124.1	Dale EDWARDS	1985-87
6.	108.7	Mike KATZMAN	1981-82
7.	92.4	Dennis DYER	1967-69
8.	88.0	Gary ORR	2005-09
9.	87.6	Randy CHRISTOPHEL	1975-78
10.	87.4	Mark CUNNINGHAM	2004-07

## RECEIVING

\* - Minimum 50 receptions

### RECEIVING YARDS

Rank	YDS	Player	Seasons
1.	2999	Harold ROBERTS	1967-70
2.	2369	Michael FARRELL	1998-01
3.	2227	Lanis FREDERICK	2005-08
4.	1921	Pat CURRAN	2000-04
5.	1837	Steve PUTHOFF	1977-80
6.	1706	Devin STARK	2009-12
7.	1399	Ron BAILEY	1973-76
8.	1381	Gary WILLIAMS	1993-96
9.	1238	Adrian MINES	2007-10
10.	1172	Ronnie PARSON	1964-66

### RECEPTIONS

Rank	REC	Player	Seasons
1.	232	Harold ROBERTS	1967-70
2.	155	Lanis FREDERICK	2005-08
3.	150	Michael FARRELL	1998-01
4.	142	Mike LEWIS	1985-86,86-87,89
	142	Devin STARK	2009-12
6.	139	Pat CURRAN	2000-04
7.	108	Steve PUTHOFF	1977-80
8.	99	Ron BAILEY	1973-76
9.	91	Gary WILLIAMS	1993-96
	91	Adrian MINES	2007-10

### TOUCHDOWN RECEPTIONS

Rank	TDs	Player	Seasons
1.	31	Harold ROBERTS	1967-70
2.	19	Devin STARK	2009-12
3.	16	Michael FARRELL	1998-01
4.	15	Lanis FREDERICK	2005-08
5.	14	Ron BLAIR	1998-01
6.	13	Steve PUTHOFF	1977-80
	13	Pat CURRAN	2000-04
	13	Ronnie PARSON	1964-66
9.	9	Pete BUSH	1963-65
	9	Adrian MINES	2007-10

### YARDS PER CATCH\*

Rank	YDS	Player	Seasons
1.	20.56	Ronnie PARSON	1964-66
2.	19.07	Ron BLAIR	1998-01
3.	17.01	Steve PUTHOFF	1977-80
4.	16.62	Dean EDWARDS	1984-87
5.	16.42	Rico RANSOM	1985-88

6.	16.14	Vince TWEDDELL	1998
7.	15.79	Michael FARRELL	1998-01
8.	15.68	Tim CHILCUTT	1962-65
9.	15.34	Terry GENTRY	1983-86
10.	15.18	Gary WILLIAMS	1993-96

### RECEPTIONS PER GAME

Rank	REC	Player	Seasons
1.	5.80	Harold ROBERTS	1967-70
2.	4.05	Michael FARRELL	1998-01
3.	3.76	Pat CURRAN	2000-04
4.	3.64	Devin STARK	2009-12
5.	3.52	Lanis FREDERICK	2005-08
6.	3.18	Steve PUTHOFF	1977-80
7.	2.78	Mike LEWIS	1985-86,86-87,89
8.	2.68	Paul DERRICK	2001-04
9.	2.52	Richard WOODS	1973-74
10.	2.30	Ron BAILEY	1973-76

### TOTAL OFFENSE

^ - Minimum 250 plays

#### TOTAL OFFENSE YARDS

Rank	YDS	Player	Seasons
1.	5421	Brian BAKER	1998-01
2.	5254	Jesse KELLOGG	2001-05
3.	5074	Jake RYAN	2008-12
4.	4688	Chris FLETCHER	2004-07
5.	3550	Ryan WHITE	2007-11
6.	3468	Randy CHRISTOPHEL	1975-78
7.	3144	Mark CUNNINGHAM	2004-07
8.	2992	Jay BAILEY	2000-02
9.	2932	John OGLES	1963-66
10.	2863	Dennis DYER	1967-69

#### TOUCHDOWNS RESPONSIBLE FOR

Rank	TDs	Player	Seasons
Touchdowns scored and passed for			
1.	51	Brian BAKER	1998-01
2.	45	Chris FLETCHER	2004-07
3.	39	Jake RYAN	2008-12
4.	32	Jay BAILEY	2000-02
5.	31	Harold ROBERTS	1967-70
6.	30	Dennis DYER	1967-69
	30	Son DEFILIPPIS	1979-80
8.	29	Terrence HOLT	2007-10
	29	Jesse KELLOGG	2001-05
10.	28	John OGLES	1963-66

#### TOTAL OFFENSE PER GAME

Rank	YDS	Player	Seasons
1.	174.9	Brian BAKER	1998-01
2.	167.2	Son DEFILIPPIS	1979-80
3.	129.2	Mike KATZMAN	1981-82
4.	128.1	Jesse KELLOGG	2001-05
5.	126.8	Jake RYAN	2008-12
6.	123.0	Dale EDWARDS	1985-87
7.	106.5	Chris FLETCHER	2004-07
8.	103.2	Jay BAILEY	2000-02
9.	95.6	Carl WILLIAMS	1966-67
10.	95.4	Dennis DYER	1967-69

#### TOTAL OFFENSE PER PLAY^

Rank	YDS	Player	Seasons
1.	6.63	Floyd JONES	1980-81,84
2.	5.71	Mark CUNNINGHAM	2004-07
3.	5.43	Brian BAKER	1998-01
4.	5.33	Terrence HOLT	2007-10
5.	5.28	Adam PINEO	1997-98
6.	5.19	Jay BAILEY	2000-02
7.	5.14	Sonny DEFILIPPIS	1979-80
8.	5.09	Carlton FLATT	1962-64
9.	5.03	Trent CAFFEE	2007-10
10.	5.03	Lance HOELTKE	1995

## ALL-PURPOSE RUNNING

### ALL PURPOSE YARDS

Rank	YDS	Player	Seasons
1.	7512	Terrence HOLT	2007-10
2.	5552	Chris FLETCHER	2004-07
3.	3970	Michael FARRELL	1998-01
4.	3810	Mike LEWIS	1985-86,86-87,89
5.	3969	Ryan WHITE	2007-11
6.	3621	Jay BAILEY	2000-02
7.	3417	Tim CHILCUTT	1963-65
8.	3061	Harold ROBERTS	1967-70
9.	3012	Henry YARBER	1974-76
10.	2960	John OGLES	1963-66

### ALL PURPOSE YARDS PER GAME

Rank	YDS	Player	Seasons
1.	170.7	Terrence HOLT	2007-10
2.	126.2	Chris FLETCHER	2004-07
3.	124.9	Jay BAILEY	2000-02
4.	117.8	Tim CHILCUTT	1963-65
5.	107.3	Michael FARRELL	1998-01
6.	91.3	Henry YARBER	1974-76
7.	90.2	Ryan WHITE	2007-11
8.	87.2	Samy HILLMAN	1990-92
9.	85.6	Floyd JONES	1980-81,84
10.	76.5	Harold ROBERTS	1967-70

## SCORING

### TOTAL POINTS SCORED

Rank	TP	Player	Seasons
1.	270	Chris FLETCHER	2004-07
2.	203	Stephen STANSELL	2009-12
4.	186	Harold ROBERTS	1967-70
5.	174	Terrence HOLT	2007-10
6.	170	Justin DEARDORFF	1999-03
7.	168	John OGLES	1963-66
8.	161	Ronnie PARSON	1964-66
9.	135	Tom MCMILLAN	1986-89
10.	134	Steve MUNNELL	1990-93

### TOUCHDOWNS SCORED

Rank	TDs	Player	Seasons
1.	45	Chris FLETCHER	2004-07
2.	32	Jay BAILEY	2000-02
3.	31	Harold ROBERTS	1967-70
4.	29	Terrence HOLT	2007-10
5.	28	John OGLES	1963-66
6.	20	Mike LEWIS	1985-86,86-87,89
7.	19	Devin STARK	2009-12
8.	18	Ryan WHITE	2007-11
9.	17	Chris HORTON	1993-96
10.	16	DeAunta MCAFEE	1995-96,98-99
	16	Michael FARRELL	1998-01
	16	Cosmo COCHRAN	1977-80

## PATS

† - Minimum 30 attempts

### PAT KICKS MADE

Rank	PAT	Player	Seasons
1.	101	Justin DEARDORFF	1999-03
2.	98	Stephen STANSELL	2009-12
3.	73	David YOUNG	1994-96
4.	71	Steve MUNNELL	1990-93
5.	61	Mike MEADOR	1976-79
6.	50	Ronnie PARSON	1964-66
7.	47	Ray HAMPTON	1978,80-82
8.	39	Brian YARBROUGH	1982-85
9.	38	Steve SHIA	1969-72
10.	36	Tom MCMILLAN	1986-89

# INDIVIDUAL CAREER LEADERS



Stephen Stansell broke a 23-year old Austin Peay record, finishing his career in 2012 with 35 field goals made.

## PAT KICKS ATTEMPTED

Rank	ATT	Player	Seasons
1.	109	Justin DEARDORFF	1999-03
2.	101	Stephen STANSELL	2009-12
3.	80	David YOUNG	1994-96
4.	76	Steve MUNNELL	1990-93
5.	71	Ronnie PARSON	1964-66
6.	70	Mike MEADOR	1976-79
7.	53	Ray HAMPTON	1978,80-82
8.	43	Brian YARBROUGH	1982-85
	43	Steve SHIA	1969-72
10.	39	Rodney COLLINS	1966-69
	39	Tom MCMILLAN	1986-89

## PAT KICK PERCENTAGE †

Rank	PCT	Player	Seasons
1.	97.0	Stephen STANSELL	2009-12
2.	93.4	Steve MUNNELL	1990-93
3.	92.7	Justin DEARDORFF	1999-03
4.	92.3	Tom MCMILLAN	1986-89
5.	91.2	David YOUNG	1994-96
6.	90.7	Brian YARBROUGH	1982-85
7.	90.0	Ross COFFEE	2005-06
8.	88.7	Ray HAMPTON	1978,80-82
9.	88.4	Steve SHIA	1969-72
10.	87.1	Mike MEADOR	1976-79

## FIELD GOALS

‡ - Minimum 16 attempts

## FIELD GOALS MADE

Rank	FGM	Player	Seasons
1.	35	Stephen STANSELL	2009-12
2.	33	Tom MCMILLAN	1986-89
3.	23	Justin DEARDORFF	1999-03
4.	21	Steve MUNNELL	1990-93
	21	Brian YARBROUGH	1982-85
6.	19	David YOUNG	1994-96
7.	15	Mike MEADOR	1976-79
8.	14	Isaac ZIOLKOWSKI	2007-08,10
9.	13	Steve SHIA	1969-72
10.	11	Ronnie PARSON	1964-66

## FIELD GOALS ATTEMPTED

Rank	FGA	Player	Seasons
1.	64	Stephen STANSELL	2009-12
2.	62	Tom MCMILLAN	1986-89
3.	44	Just DEARDORFF	1999-03
4.	42	Brian YARBROUGH	1982-85
5.	40	Mike MEADOR	1976-79
6.	37	Steve MUNNELL	1990-93
7.	34	David YOUNG	1994-96
8.	25	Steve SHIA	1969-72
9.	22	Isaac ZIOLKOWSKI	2007-08,10
10.	20	Ronnie PARSON	1964-66

## FIELD GOAL PERCENTAGE ‡

Rank	PCT	Player	Seasons
1.	63.6	Isaac ZIOLKOWSKI	2007-08, 10
2.	58.8	Tim MAXWELL	1973-75
3.	56.8	Steve MUNNELL	1990-93
4.	55.9	David YOUNG	1994-96
5.	55.6	Steve SHIA	1969-72
6.	55.0	Ronnie PARSON	1964-66
7.	54.7	Stephen STANSELL	2009-12
8.	53.2	Tom MCMILLAN	1986-89
9.	52.3	Justin DEARDORFF	1999-03
10.	50.0	Brian YARBROUGH	1982-85

## PUNTING

\* - Minimum 30 attempts

## PUNT YARDS

Rank	YDS	Player	Seasons
1.	11119	Ben CAMPBELL	2011-14
2.	9773	J.P. HOGAN	2000-03
3.	9039	Jimmy HARDIE	1967-70
4.	8438	Steve WILLIAMS	1982-84
5.	7924	Reid BARR	1985-87
6.	7847	Ryan KEY	2006-10
7.	6977	Richard HOGAN	1992-94
8.	6770	Grad WRIGHT	1988-91
9.	5986	Steve BREWER	1976-79
10.	5469	Brad WILSON	2004-05

## PUNT ATTEMPTS

Rank	ATT	Player	Seasons
1.	289	Ben CAMPBELL	2011-14
2.	259	J.P. HOGAN	2000-03
3.	241	Jimmy HARDIE	1967-70
4.	221	Steve WILLIAMS	1982-84
5.	204	Reid BARR	1985-87
6.	200	Ryan KEY	2006-10
7.	186	Richard HOGAN	1992-94
8.	180	Grad WRIGHT	1988-91
9.	163	Steve BREWER	1976-79
10.	146	Brad WILSON	2004-05

## AVERAGE YARDS PER PUNT\*

Rank	YDS	Player	Seasons
1.	39.24	Ryan KEY	2006-10
2.	38.84	Reid BARR	1985-87
3.	38.63	Jeff BUFFALOE	1988-89
4.	38.47	Ben CAMPBELL	2011-14
5.	38.18	Steve WILLIAMS	1982-84
6.	38.15	Chris WIGGINS	1993-96
7.	37.73	J.P. HOGAN	2000-03
8.	37.61	Grad WRIGHT	1988-91
9.	37.51	Richard HOGAN	1992-94
10.	37.51	Jimmy HARDIE	1967-70

## PUNT RETURNS

^ - Minimum 20 attempts

## PUNT RETURN YARDS

Rank	YDS	Player	Seasons
1.	938	Tim CHILCUTT	1962-65

2.	660	Don DERRICK	1974-77
3.	655	Joe GRIMSLEY	1977-79
4.	547	Terrence HOLT	2007-10
5.	389	Everett SMALLS	1982-84
6.	294	Howell FLATT	1966-69
7.	255	Arthur KING	1991-93
8.	244	Todd HERNDON	1984-87
9.	241	Ronnie FUQUA	1968-71
10.	236	Ondra WOODS	1980-81

## PUNT RETURNS

Rank	PR	Player	Seasons
1.	96	Tim CHILCUTT	1962-65
2.	73	Don DERRICK	1974-77
3.	69	Joe GRIMSLEY	1977-79
4.	50	Michael FARRELL	1998-01
	50	Terrence HOLT	2007-10
6.	44	Everett SMALLS	1982-84
	44	Corey PHILLIPS	2001-04
8.	39	Howell FLATT	1966-69
9.	38	Todd HERNDON	1984-87
10.	32	Ondra WOODS	1980-81

## PUNT RETURN TOUCHDOWNS

Rank	TDs	Player	Seasons
1.	3	Don DERRICK	1974-77
2.	2	Don NEFF	1971-74
	2	Tim CHILCUTT	1963-65
	2	Terrence HOLT	2007-10
4.	1	Twenty-three players tied	

## AVERAGE YARDS PER PUNT RETURN^

Rank	YDS	Player	Seasons
1.	11.05	Richard WOODS	1973-74
2.	10.94	Terrence HOLT	2007-10
3.	10.14	Calvin WARNER	1970-71
4.	9.77	Tim CHILCUTT	1962-65
5.	9.49	Joe GRIMSLEY	1977-79
6.	9.04	Don DERRICK	1974-77
7.	8.84	Everett SMALLS	1982-84
8.	8.61	Ronnie FUQUA	1968-71
9.	8.50	Arthur KING	1991-93
10.	8.04	Kirk POINTER	1992-95

## KICK RETURNS

† - Minimum 20 attempts

## KICK RETURN YARDS

Rank	YDS	Player	Seasons
1.	4683	Terrence HOLT	2007-10
2.	1751	Samy HILLMAN	1990-92
3.	1337	Fred MOTES	1982-85
4.	1321	Michael FARRELL	1998-01
5.	1202	Tim CHILCUTT	1962-65
6.	1044	Coveak MOODY	1974-77
7.	988	Henry YARBER	1974-76
8.	886	Tulsa PAYETTE	1999-01
9.	835	Antone THRIFT	1993-94
10.	783	Chris HORTON	1993-96

## KICK RETURNS

Rank	KR	Player	Seasons
1.	191	Terrence HOLT	2007-10
2.	79	Samy HILLMAN	1990-92
3.	65	Michael FARRELL	1998-01
4.	60	Fred MOTES	1982-85
5.	58	Tim CHILCUTT	1962-65
6.	50	Henry YARBER	1974-76
7.	47	Chris HORTON	1993-96
8.	43	Ronnie FUQUA	1968-71
9.	41	Jason JACKSON	1988-91
	41	Antone THRIFT (41-835)	1993-94

# INDIVIDUAL CAREER LEADERS



## TERRENCE HOLT

At the end of his four-year career, Terrence Holt left Austin Peay as its most prolific kick returner in program history. As of 2014, he still holds the following NCAA FCS records:

### Most Kickoff Returns – Season

52—Terrence Holt, Austin Peay, 2009 (1,285 yards)

### Most Kickoff Returns – Season Per Game

4.73—Terrence Holt, Austin Peay, 2009 (52 in 11)

### Most Kickoff Returns – Career

191—Terrence Holt, Austin Peay, 2007-10 (4,683 yards)

### Most Kickoff Returns – Career Per Game

4.3—Terrence Holt, Austin Peay, 2007-10 (191 in 44)

### Most Yards on Kickoff Returns – Career

4,683—Terrence Holt, Austin Peay, 2007-10 (191 returns)

### Most Yds on Kickoff Returns – Career per game

106.4—Terrence Holt, Austin Peay, 2007-10 (4,683 in 44)

### Most Kick Returns – Career

241—Terrence Holt, Austin Peay, 2007-10 (50 punts, 191 kickoffs; 5,230 yards)

### Most Yards on Kick Returns – Career

5,230—Terrence Holt, Austin Peay, 2007-10 (547 on punts, 4,683 on kickoffs)

### Rankings in All-Purpose Yardage

5th—Career All-Purpose Yardage (7,512 yards, 2007-10)

12th—Career All-Purpose Yards per Game (7,512 yards, 44 games, 2007-10)

17th—Season All-Purpose Yardage (2,373 yards in 2009)

17th—Season All-Purpose Yards per Game (2,373 yards, 11 games in 2009)

## KICK RETURN TOUCHDOWNS

Rank	TDs	Player	Seasons
1.	4	Terrence HOLT	2007-10
2.	2	Coveak MOODY	1974-77
3.	1	Calvin WARNER	1970-71
	1	Carlton FLATT	1962-64
	1	Floyd JONES	1980-81,84
	1	Fred MOTES	1982-85
	1	Samy HILLMAN	1990-92
	1	Daniel SWENSON	2005-09
	1	EnRiques PERRY	2010-13

## AVERAGE YARDS PER KICK RETURN†

Rank	YDS	Player	Seasons
1.	26.10	Coveak MOODY	1974-77
2.	24.52	Terrence HOLT	2007-10
3.	23.38	Calvin WARNER	1970-71
4.	23.32	Tulsa PAYETTE	1999-01
5.	22.28	Fred MOTES	1982-85
6.	22.16	Samy HILLMAN	1990-92
7.	21.71	Jesse SMITH	1993-95
8.	21.57	Quea WILLIAMS	2002-05
9.	20.81	Rex MOTES	1985-86
10.	20.72	Tim CHILCUTT	1962-65

## PASS DEFENSE

### INTERCEPTIONS

Rank	INT	Player	Seasons
1.	16	Kirk POINTER	1992-95
2.	15	Jimmy HARDIE	1967-70
3.	14	Kevis BUCKLEY	2006-09
4.	13	Howell FLATT	1966-69
5.	11	Thomas SEXTON	1998-02
	11	Joe GRIMSLEY	1977-79
	11	Jim THOMPSON	1971-73
	11	Corey PHILLIPS	2001-04
9.	10	Tim CHILCUTT	1962-65
	10	Ron SHEGOG	1984-85

### INTERCEPTION RETURN YARDS

Rank	YDS	Player	Seasons
1.	232	Thomas SEXTON	1998-02
2.	211	Howell FLATT	1966-69
3.	205	Ryan TAYLOR	2000-04
4.	193	Jimmy HARDIE	1967-70
5.	161	Ted CARRUTHERS	2000,02-04
6.	150	Tim CHILCUTT	1962-65
7.	149	Kevis BUCKLEY	2006-09
8.	148	Ronnie FUQUA	1968-71
9.	137	Michae SHELTON	1980-83
10.	133	Ron SHEGOG	1984-85

### INTERCEPTION RETURN TOUCHDOWNS

Rank	TDs	Player	Seasons
1.	3	Ryan TAYLOR	2000-04
2.	2	Ronnie FUQUA	1968-71
	2	Corey PHILLIPS	2001-04
4.	1	Nineteen players tied	

### PASSES DEFENDED

Rank	TDs	Player	Seasons
1.	42	Kirk POINTER	1992-95
2.	40	Kevis BUCKLEY	2006-09
3.	33	Corey PHILLIPS	2001-04
4.	28	Rodney BLY	1984-87
5.	26	Jason JACKSON	1988-91
6.	24	Ron SHEGOG	1984-85
7.	23	Tyrone SHORTER	1994-95
	23	Arthur KING	1991-93
9.	22	Johnny BELL	1998-00
	22	Michael SWIFT	1992-95
	22	R.J. HASKINS	2002-05
	22	Wayne HORTON	1999-01

22 Thomas SEXTON 1998-02

## BLOCKED KICKS

### BLOCKED KICKS

Rank	BLK	Player	Season
1.	8	Ricky THOMAS	2007-10
2.	4	Demaro ISOM	2002-03
	4	Teddy CARRUTHERS	2000,02-04
4.	3	Ron BLAIR	1998-01
	3	James LOYDD	1991-94
6.	2	Kelvin YOUNG	2005-08
	2	Don NEFF	1971-74
	2	Kevis BUCKLEY	2006-09
	2	Emmanue YANCEY	2002-06
	2	Kelly BARRETT	1989-90
	2	Jay COURTNEY	2006-09
	2	Ryan TAYLOR	2000-04
	2	Marvis MALONE	2005-09
	2	Ralph HILL	1993-96
	2	Jason JACKSON	1988-91
	2	Darius WILLIS	1991-92
	2	Patrick HORTON	2004-07

## FUMBLES

### FUMBLES RECOVERED

Rank	FR	Player	Seasons
1.	8	Phil FARINELLA	1964-67
2.	7	Mike OWENS	1979-82
	7	Tom WEBB	1972-74
	7	Bill BLAIR	1968-71
	7	Howell FLATT	1966-69
	7	Bonnie SLOAN	1969-72
	7	Scott FOX	1983-86
	7	Lynn HAILSTOCK	1976-79
9.	6	Jim HUGHES	1968-71
	6	Calvin JOHNSON	1986-89
	6	Julius THORPE	1989-93
	6	Josh HACKETT	2004-07
	6	Terry JOHNSON	1967-70
	6	Billy Joe JEANS	1964-67
	6	Mike BETTS	1975-78

### FUMBLE RETURN TOUCHDOWNS

Rank	TDs	Player	Seasons
1.	2	Kevis BUCKLEY	2006-09
2.	1	12 players tied	

### FUMBLES FORCED

Rank	FR	Player	Seasons
1.	8	Todd HOOD	1987-88,90
	8	Jim BARLOW	1981-84
	8	Ryan TAYLOR	2000-04
4.	7	Marlin CHAPMAN	1982-85
	7	Dedric MAFFETT	1997-99
6.	6	Jody HERBERT	1980-82
	6	Jason JACKSON	1988-91
	6	Calvin JOHNSON	1986-89
	6	Richard DARDEN	1989-92
	6	Jeff CRUTCHFIELD	1989-91
	6	Johnathan SHULER	2011-14

# INDIVIDUAL CAREER LEADERS

## TACKLES

### TOTAL TACKLES

Rank	TACK	Player	Seasons
1.	489	Bobby BYRD	1963-65
2.	488	Bill BLAIR	1968-71
3.	436	Bob BIBLE	1974-77
4.	410	Ron SEBREE	1975-78
5.	407	Phil FARINELLA	1964-67
6.	382	David PHILLIPS	1968-71
7.	379	Dustin WILSON	1998-01
8.	369	Terry MCCABE	1973-76
9.	364	George WHITE	1965-67
10.	330	Daniel BECKER	2006-09

### UNASSISTED TACKLES

Rank	UT	Player	Seasons
1.	267	Bob BIBLE	1974-77
2.	265	Bill BLAIR	1968-71
3.	258	Ron SEBREE	1975-78
4.	233	Bobby BYRD	1963-65
5.	224	Terry MCCABE	1973-76
6.	215	Phil FARINELLA	1964-67
7.	206	Mike BETTS	1975-78
8.	204	Bonnie SLOAN	1969-72
9.	192	David PHILLIPS	1968-71
10.	189	James GREEN	1975-77

### ASSISTED TACKLES

Rank	AT	Player	Seasons
1.	256	Bobby BYRD	1963-65
2.	223	Bill BLAIR	1968-71
3.	222	Dustin WILSON	1998-01
4.	192	Phil FARINELLA	1964-67
5.	190	David PHILLIPS	1968-71
6.	188	George WHITE	1965-67
7.	177	Daniel BECKER	2006-09
8.	169	Bob BIBLE	1974-77
	169	Doug PITTENGER	1965-68
10.	153	Terry JOHNSON	1967-70

### TACKLES FOR LOSS

Rank	TFL	Player	Seasons
1.	42.0	Jim BARLOW	1981-84
2.	36.5	Joe BELL	2001-03
3.	36.0	Richard DARDEN	1989-92
4.	33.0	Daniel BECKER	2006-09
5.	32.0	Marlin CHAPMAN	1982-85
	32.0	Josh HACKETT	2004-07
7.	30.0	Bryan HARRIS	1998-01
	30.0	Mike HAMILTON	1982-85
	30.0	Dustin WILSON	1998-01
10.	29.0	Calvin JOHNSON	1986-89

### TACKLES FOR LOSS YARDS

Rank	TFL	Player	Seasons
1.	227	Jim BARLOW	1981-84
2.	214	Richard DARDEN	1989-92
3.	193	Mike HAMILTON	1982-85
4.	189	Joe BELL	2001-03
5.	155	Marlin CHAPMAN	1982-85
6.	142	Bryan HARRIS	1998-01
7.	120	Calvin JOHNSON	1986-89
8.	119	Josh HACKETT	2004-07
9.	117	Pat WILSON	1982-83, 1985
10.	104	Daniel BECKER	2006-09

### QUARTERBACK SACKS

Rank	QBS	Player	Seasons
1.	22.0	Jim BARLOW	1981-84
2.	18.5	Joe BELL	2001-03
3.	16.0	Marlin CHAPMAN	1982-85
	16.0	Richard DARDEN	1989-92
5.	14.5	Bryan HARRIS	1998-01
6.	14.0	Mike HAMILTON	1982-85

7.	12.5	Jordan RICHARDSON	2002-05
8.	12.0	Bo MAJORS	1983-85
	12.0	Calvin JOHNSON	1986-89
10.	10.0	Scott FOX	1983-86

### QUARTERBACK SACK YARDS

Rank	QBS	Player	Seasons
1.	162	Jim BARLOW	1981-84
2.	152	Richard DARDEN	1989-92
3.	138	Joe BELL	2001-03
4.	113	Mike HAMILTON	1982-85
5.	110	Bryan HARRIS	1998-01
6.	108	Marlin CHAPMAN	1982-85
7.	82	Calvin JOHNSON	1986-89
8.	69	Jor RICHARDSON	2002-05
9.	57	Willie LITTLE	1992-95
10.	54	Chris NEWELL	2005-09

# TEAM SINGLE SEASON LEADERS

## RUSHING

### RUSHING YARDS

Rank	Yds	Att-Yds	Year
1.	2995	651-2995	1994
2.	2679	581-2679	1992
3.	2466	593-2466	1991
4.	2302	579-2302	1993
5.	2270	530-2270	1980
6.	2142	474-2142	1965
7.	2088	488-2088	2002
8.	2056	455-2056	1981
9.	2025	448-2025	1996
10.	2000	478-2000	1964

### RUSHING ATTEMPTS

Rank	ATT	Att-Yds	Year
1.	651	651-2995	1994
2.	598	598-1883	1972
3.	593	593-2466	1991
4.	581	581-2679	1992
5.	579	579-2302	1993
6.	531	531-1678	1979
	531	531-1850	1974
8.	530	530-2270	1980
9.	525	525-1655	1990
	525	525-1873	1977

### RUSHING TOUCHDOWNS

Rank	Tds	Year
1.	29	1994
2.	26	2002
3.	20	2007
4.	19	2009
5.	18	1965
	18	1993
	18	2006
	18	1964
	18	1966
10.	17	1991
	17	1980
	17	2003
	17	1992

### YARDS/RUSH

Rank	YPR	Att-Yds	Year
1.	4.61	581-2679	1992
2.	4.60	651-2995	1994
3.	4.52	448-2025	1996
4.	4.52	474-2142	1965
5.	4.52	455-2056	1981
6.	4.52	407-1838	2010
7.	4.40	402-1769	2012
8.	4.37	428-1869	2011
9.	4.32	382-1650	2006
10.	4.28	530-2270	1980

### RUSHING YARDS/GAME

Rank	YPG	Games	Year
1.	272.3	11	1994
2.	243.5	11	1992
3.	238.0	9	1965
4.	224.2	11	1991
5.	209.3	11	1993
6.	206.4	11	1980
7.	205.6	10	1981
8.	200.0	10	1964
9.	184.1	11	1996
10.	180.0	10	1966

## PASSING

### PASS ATTEMPTS

Rank	ATT	Cmp-Att-Int	Year
1.	442	253-442-17	1999
2.	433	196-433-19	2004
3.	381	182-381-20	1989
4.	376	209-376-11	2012
5.	356	185-356-15	1998
6.	329	199-329-13	2006
7.	327	142-327-17	1969
8.	325	170-325-17	2011
9.	320	161-320-13	2003
10.	315	180-315-18	2001
	315	156-315-10	2002

### PASS COMPLETIONS

Rank	CMP	Cmp-Att-Int	Year
1.	253	253-442-17	1999
2.	209	209-376-11	2012
3.	199	199-329-13	2006
4.	196	196-433-19	2004
5.	185	185-356-15	1998
6.	182	182-381-20	1989
7.	180	180-315-18	2001
8.	170	170-325-17	2011
9.	161	161-320-13	2003
10.	157	157-290-11	2008

### PASSING YARDS

Rank	YDS	Cmp-Att-Int	Year
1.	2847	253-442-17	1999
2.	2293	199-329-13	2006
3.	2291	180-315-18	2001
4.	2276	185-356-15	1998
5.	2135	209-376-11	2012
6.	2095	196-433-19	2004
7.	1859	161-320-13	2003
8.	1793	156-315-10	2002
9.	1787	135-295-18	1987
10.	1786	142-327-17	1969

### PASSING TOUCHDOWNS

Rank	TDS	Year
1.	25	1999
2.	18	2001
	18	1965
	18	2012
5.	16	1968
6.	15	2008
7.	14	1998
	14	1964
9.	13	1981
	13	2006
	13	2011
	13	2004

### PASSES HAD INTERCEPTED

Rank	INT	Cmp-Att-Int	Year
1.	23	108-258-23	1970
2.	21	130-294-21	1983
	21	66-160-21	1966
	21	105-229-21	1979
	21	133-298-21	2000
6.	20	182-381-20	1989
7.	19	196-433-19	2004
	19	115-251-19	1996
	19	100-189-19	1974
	19	68-197-19	1971
	19	52-149-19	1961

## COMPLETION PERCENTAGE

Rank	PCT	Cmp-Att-Int	Year
1.	60.5	199-329-13	2006
2.	57.2	253-442-17	1999
3.	57.1	180-315-18	2001
4.	55.6	209-376-11	2012
5.	54.1	157-290-11	2008
6.	53.5	145-271-10	2014
7.	52.9	100-189-19	1974
8.	52.8	130-246-8	2007
9.	52.3	170-325-17	2011
10.	52.2	142-272-16	1985

### PASS EFFICIENCY

Rank	EFF	Cmp-Att-Int	Year
1.	139.1	63-129-4	1994
2.	137.4	54-134-8	1965
3.	125.7	180-315-18	2001
4.	124.2	199-329-13	2006
5.	123.3	64-138-18	1964
6.	122.3	253-442-17	1999
7.	119.8	101-207-7	1981
8.	116.3	130-246-8	2007
9.	113.2	209-376-11	2012
10.	111.3	126-272-13	1968

### YARDS/PASS

Rank	YPP	Cmp-Att-Int	Year
1.	9.3	63-129-4	1994
2.	8.3	64-138-18	1964
3.	7.7	54-134-8	1965
4.	7.4	58-127-13	1960
5.	7.4	66-160-21	1966
6.	7.3	180-315-18	2001
7.	7.0	199-329-13	2006
8.	6.9	62-148-8	1991
9.	6.8	101-207-7	1981
10.	6.8	105-229-21	1979

### YARDS/COMPLETION

Rank	YPC	Cmp-Att-Int	Year
1.	19.1	63-129-4	1994
2.	19.1	54-134-8	1965
3.	17.9	66-160-21	1966
4.	17.8	64-138-18	1964
5.	16.4	62-148-8	1991
6.	16.3	58-127-13	1960
7.	16.1	41-136-11	1959
8.	15.4	72-183-9	1977
9.	15.1	107-254-17	1980
10.	14.8	105-229-21	1979

### PASSING YARDS/GAME

Rank	YPG	Games	Year
1.	258.8	11	1999
2.	229.1	10	2001
3.	208.5	11	2006
4.	206.9	11	1998
5.	194.1	11	2012
6.	190.5	11	2004
7.	178.5	10	1968
8.	172.3	10	1997
9.	169.0	11	2003
10.	162.5	11	1987

## RECEIVING

### PASS RECEPTION YARDS

Rank	YDS	Rec-Yds	Year
1.	2847	253-2847	1999
2.	2293	199-2293	2006
3.	2291	180-2291	2001
4.	2275	185-2275	1998
5.	2135	209-2135	2012
6.	2095	196-2095	2004
7.	1859	161-1859	2003
8.	1793	156-1793	2002
9.	1787	135-1787	1987
10.	1786	142-1786	1969

### PASS RECEPTIONS

Rank	Rec	Rec-Yds	Year
1.	253	253-2847	1999
2.	209	209-2135	2012
3.	199	199-2293	2006
4.	196	196-2095	2004
5.	185	185-2275	1998
6.	182	182-1735	1989
7.	180	180-2291	2001
8.	170	170-1759	2011
9.	161	161-1859	2003
10.	157	157-1626	2008

### PASS RECEPTION TOUCHDOWNS

Rank	Tds	Year
1.	25	1999
2.	18	2001
	18	1965
	18	2012
5.	16	1968
6.	15	2008
7.	14	1964
	14	1998
9.	13	2011
	13	2004
	13	2006
	13	1981

### YARDS/CATCH

Rank	YPR	Rec-Yds	Year
1.	19.14	63-1206	1994
2.	19.11	54-1032	1965
3.	17.94	66-1184	1966
4.	17.84	64-1142	1964
5.	16.35	62-1014	1991
6.	16.31	58-946	1960
7.	16.07	41-659	1959
8.	15.39	72-1108	1977
9.	15.12	107-1618	1980
10.	14.75	105-1549	1979

### RECEPTIONS/GAME

Rank	RPG	Games	Year
1.	23.00	11	1999
2.	19.00	11	2012
3.	18.09	11	2006
4.	18.00	10	2001
5.	17.82	11	2004
6.	16.82	11	1998
7.	16.55	11	1989
8.	15.45	11	2011
9.	14.64	11	2003
10.	14.27	11	2008

# TEAM SINGLE SEASON LEADERS

## TOTAL OFFENSE

### TOTAL OFFENSE YARDS

Rank	YDS	Plays-Yds	Year
1.	4201	780-4201	1994
2.	3943	711-3943	2006
3.	3904	778-3904	2012
4.	3888	784-3888	1980
5.	3881	803-3881	2002
6.	3639	749-3639	1999
7.	3628	753-3628	2011
8.	3627	733-3627	1986
9.	3575	726-3575	2007
10.	3544	775-3544	1998

### TOTAL OFFENSE/GAME

Rank	YPG	Games	Year
1.	381.9	11	1994
2.	358.5	11	2006
3.	354.9	11	2012
4.	353.5	11	1980
5.	352.7	9	1965
6.	349.9	10	2001
7.	346.3	10	1981
8.	330.8	11	1999
9.	329.8	11	2011
10.	329.7	11	1986

### TOTAL OFFENSE/PLAY

Rank	YPP	Plays-Yds	Year
1.	5.55	711-3943	2006
2.	5.39	780-4201	1994
3.	5.23	662-3463	1981
4.	5.22	608-3174	1965
5.	5.10	616-3142	1964
6.	5.10	686-3499	2001
7.	5.02	778-3904	2012
8.	4.96	784-3888	1980
9.	4.95	733-3627	1986
10.	4.92	726-3575	2007

## ALL PURPOSE RUNNING

### ALL PURPOSE YARDS

Rank	YDS	Year
1.	5354	2002
2.	5161	2007
3.	5128	1994
4.	5084	2012
5.	4984	2008
6.	4916	1980
7.	4888	1998
	4888	1999
9.	4857	2011
10.	4849	2009

## ALL PURPOSE YARDS/GAME

Rank	YPG	Games	Year
1.	473.6	10	2001
2.	471.2	9	1965
3.	469.2	11	2007
4.	466.2	11	1994
5.	462.2	11	2012
6.	453.1	11	2008
7.	446.9	11	1980
8.	446.2	12	2002
9.	444.4	11	1998
	444.4	11	1999

## SCORING

### TOTAL POINTS SCORED

Rank	PTS	TD/PAT/FG	Year
1.	298	39/34/10	1994
2.	287	38/32/9	2002
3.	280	40/25/4	1965
4.	275	37/23/9	2007
5.	245	32/28/8	2006
6.	242	31/28/9	2009
7.	240	33/26/4	1999
8.	236	32/29/5	2001
9.	230	33/21/2	1964
10.	224	30/29/4	2012

### TOUCHDOWNS SCORED

Rank	TDs	Rush/Rec/Ret	Year
1.	40	18/18/4	1965
2.	39	29/7/3	1994
3.	38	26/9/3	2002
4.	37	20/10/7	2007
5.	33	7/25/1	1999
	33	18/14/1	1964
7.	32	13/18/1	2001
	32	18/13/1	2006
9.	31	19/6/6	2009
10.	30	17/12/1	1980
	30	12/18/0	2012
	30	13/16/1	1968

## EXTRA POINTS

### PAT KICKS MADE

Rank	PAT	PAT-ATT	Year
1.	34	34-38	1994
2.	32	32-36	2002
3.	29	29-29	2001
4.	28	28-29	2012
5.	27	27-30	2006
	27	27-28	2009
7.	25	25-27	1980
8.	24	24-29	1999
9.	23	23-24	2011
10.	22	Seven tied	

### PAT KICKS ATTEMPTED

Rank	ATT	PAT-ATT	Year
1.	38	34-38	1994
2.	36	32-36	2002
3.	32	22-32	2007
	32	22-32	1965
5.	30	27-30	2006
6.	29	24-29	1999
	29	29-29	2001
	29	28-29	2012
9.	28	27-28	2009
10.	27	25-27	1980

## PAT KICK PERCENTAGE

Rank	PCT	PAT-ATT	Year
1.	100.0	21-21	1993
	100.0	6-6	1963
	100.0	20-20	2004
	100.0	9-9	1987
	100.0	29-29	2001
	100.0	22-22	1985
	100.0	12-12	1990
	100.0	14-14	1970
	100.0	9-9	2013
10.	96.6	28-29	2012

## FIELD GOALS

### FIELD GOALS MADE

Rank	FGM	FGM-FGA	Year
1.	14	14-23	1987
2.	13	13-22	1984
3.	12	12-18	2010
	12	12-20	2008
5.	11	11-18	1983
	11	11-21	1986
7.	10	10-14	1994
	10	10-17	1975
	10	10-19	2011
10.	9	Six tied	

### FIELD GOALS ATTEMPTED

Rank	FGA	FGM-FGA	Year
1.	23	14-23	1987
2.	22	13-22	1984
3.	21	9-21	1985
	21	11-21	1986
5.	20	12-20	2008
	20	9-20	2002
7.	19	10-19	2011
	19	9-19	1988
9.	18	12-18	2010
	18	11-18	1983

### FIELD GOAL PERCENTAGE

Rank	PCT	FGM-FGA	Year
1.	100.0	2-2	1968
	100.0	2-2	1973
3.	80.0	4-5	2014
4.	71.4	10-14	1994
	71.4	5-7	2001
	71.4	5-7	1966
7.	70.0	7-10	2005
8.	66.7	12-18	2010
	66.7	6-9	2000
	66.7	6-9	1971
	66.7	6-9	1990
	66.7	4-6	1965

## PUNTING

### PUNT YARDS

Rank	YDS	Punts-Yds	Year
1.	3659	98-3659	2014
2.	3455	89-3455	2013
3.	3126	90-3126	1971
4.	3095	84-3095	1970
5.	3085	83-3085	1990
6.	3054	91-3054	1972
7.	3049	81-3049	1988
8.	3000	77-3000	1987
9.	2995	77-2995	2005
10.	2980	80-2980	2002

## PUNT ATTEMPTS

Rank	Punts	Punts-Yds	Year
1.	98	98-3659	2014
2.	91	91-3054	1972
3.	90	90-3126	1971
4.	89	89-3455	2013
5.	84	84-3095	1970
6.	83	83-3085	1990
7.	81	81-3049	1988
8.	80	80-2980	2002
	80	80-2883	1976
10.	79	79-2942	1984
	79	79-2549	1997

### PUNTS HAD BLOCKED

Rank	BLK	Punts-Yds	Year
1.	3	79-2549	1997
	3	71-2514	1985
	3	70-2581	1989
4.	2	11 tied	

### YARDS/PUNT

Rank	YPP	Punts-Yds	Year
1.	41.00	53-2173	2010
2.	40.88	60-2453	1986
3.	39.26	62-2434	1996
4.	38.96	77-3000	1987
5.	38.90	77-2995	2005
6.	38.82	89-3455	2013
7.	38.69	49-1896	2007
8.	38.68	73-2824	1983
9.	38.30	73-2796	1977
10.	38.08	52-1980	2001

## PUNT RETURNS

### PUNT RETURN YARDS

Rank	PRet	Ret-Yds	Year
1.	502	31-502	1965
2.	395	34-395	1978
3.	371	34-371	1976
4.	338	49-338	2002
5.	297	20-297	2009
6.	292	31-292	1980
7.	265	36-265	1979
8.	255	22-255	1992
9.	251	23-251	1959
10.	238	33-238	1985

### PUNT RETURNS

Rank	PRet	Ret-Yds	Year
1.	49	49-338	2002
2.	37	37-229	1998
3.	36	36-265	1979
4.	35	35-223	1964
5.	34	34-371	1976
	34	34-395	1978
7.	33	33-238	1985
8.	32	32-208	1983
	32	32-192	1987
10.	31	Five tied at 31	

# TEAM SINGLE SEASON LEADERS

## PUNT RETURN TOUCHDOWNS

Rank	TDs	Year
1.	3	1995
	3	2009
3.	2	1974
	2	1965
	2	1972
	2	1994
	2	2008
	2	1976
	2	1987
	2	2007

## YARDS/PUNT RETURN

Rank	YPR	Ret-Yds	Year
1.	16.19	31-502	1965
2.	14.85	20-297	2009
3.	12.41	17-211	2008
4.	11.62	34-395	1978
5.	11.59	22-255	1992
6.	11.56	16-185	2007
7.	11.35	17-193	1996
8.	11.16	19-212	1973
9.	10.91	34-371	1976
10.	10.91	23-251	1959

## Kick Returns

### KICK RETURN YARDS

Rank	Yds	Ret-Yds	Year
1.	1390	60-1390	2008
2.	1305	58-1305	2009
3.	1274	62-1274	2010
4.	1163	68-1163	1989
5.	1146	49-1146	2007
6.	1134	61-1134	1999
7.	1100	62-1100	2011
8.	1016	51-1016	1993
9.	1012	53-1012	2013
10.	1002	48-1002	2002

### KICK RETURNS

Rank	KOR	Ret-Yds	Year
1.	68	68-1163	1989
2.	62	62-1100	2011
	62	62-1274	2010
4.	61	61-1134	1999
5.	60	60-928	1997
	60	60-1390	2008
7.	58	58-1305	2009
8.	56	56-932	1988
9.	53	53-1012	2013
10.	51	51-946	1990
	51	51-1016	1993
	51	51-991	2000
	51	51-953	2012

### KICK RETURN TOUCHDOWNS

Rank	TDs	Year
1.	2	2007
2.	1	1981
	1	1977
	1	2006
	1	1970
	1	1983
	1	1990
	1	1974
	1	2009
	1	2010
	1	2013

## YARDS/KICK RETURN

Rank	YPR	Ret-Yds	Year
1.	23.39	49-1146	2007
2.	23.17	60-1390	2008
3.	22.50	58-1305	2009
4.	22.00	37-814	1977
5.	21.71	41-890	2003
6.	21.50	32-688	1963
7.	21.13	46-972	1998
8.	20.88	48-1002	2002
9.	20.82	39-812	1959
10.	20.76	33-685	1991

## PASS DEFENSE

### INTERCEPTIONS

Rank	INT	Int-Yds	Year
1.	24	24-198	1985
2.	23	23-296	1970
3.	22	22-72	1971
4.	18	18-255	2007
	18	18-239	1980
	18	18-219	1964
	18	18-205	1976
8.	17	17-246	1969
	17	17-169	1965
	17	17-134	2008

### INTERCEPTION RETURN YARDS

Rank	Yds	Int-Yds	Year
1.	296	23-296	1970
2.	277	15-277	1979
3.	266	13-266	1991
4.	255	18-255	2007
5.	246	17-246	1969
6.	239	18-239	1980
7.	238	16-238	1983
8.	226	12-226	2004
9.	219	18-219	1964
10.	207	14-207	1973

### INTERCEPTION RETURN TDS

Rank	TDs	Year
1.	2	1970
	2	2004
	2	2003
	2	1969
	2	1965
	2	2008
	2	1966
8.	1	Thirteen Tied

### PASSES DEFENDED

Rank	Def	PBU/INT	Year
1.	71	58/13	1981
2.	65	52/13	1991
3.	63	52/11	1995
4.	60	44/16	2001
5.	59	35/24	1985
6.	56	43/13	1987
7.	55	39/16	2002
8.	54	42/12	1988
9.	53	43/10	1994
10.	52	44/8	1989
	52	38/14	1986

## BLOCKED KICKS

### BLOCKED KICKS

Rank	Blocks	Year
1.	6	1993
	6	1994
3.	5	2005
	5	2006
	5	2007
	5	2003
	5	1991
8.	4	2002
	4	2004
	4	2008
	4	2009
	4	2010
	4	1992
	4	1990

## FUMBLE RETURNS

### FUMBLE RETURN YARDS

Rank	Yds	FR-Yds	Year
1.	94	6-94	1998
2.	64	1-64	2007
	64	2-64	2002
4.	58	6-58	1996
	58	3-58	2009
6.	54	2-54	2005
7.	52	1-52	2001
8.	49	1-49	2000
9.	34	3-34	1999
10.	33	3-33	2003

### FUMBLES RECOVERED

Rank	FR	Year
1.	27	1979
2.	24	1982
3.	23	1972
	23	1971
5.	21	1989
6.	20	1970
	20	2000
8.	19	2003
9.	18	1966
	18	2002
	18	1983
	18	1977

### FUMBLE RETURN TOUCHDOWNS

Rank	TDs	Year
1.	3	2007
2.	2	2002
	2	2009
4.	1	Eight tied

### FUMBLES FORCED

Rank	FF	Year
1.	36	1983
	36	1982
3.	21	1991
4.	20	1990
5.	19	2000
6.	18	1988
	18	2003
8.	17	2002
9.	16	1986
10.	15	1984

## DEFENSE

### TOTAL TACKLES

Rank	TACK	UA-AT	Year
1.	1349	598-751	1963
2.	1267	653-614	1969
3.	1238	630-608	1970
4.	1228	589-639	1967
5.	1217	716-501	2000
6.	1209	555-654	1966
7.	1198	638-560	1983
8.	1192	617-575	1968
9.	1112	657-455	1977
10.	1102	544-558	1964

### UNASSISTED TACKLES

Rank	UA	UA-AT	Year
1.	716	716-501	2000
2.	679	679-392	1976
3.	657	657-455	1977
4.	656	656-357	1975
5.	655	655-368	1972
6.	653	653-614	1969
7.	638	638-560	1983
8.	635	635-299	1979
9.	630	630-608	1970
	630	630-361	1974

### ASSISTED TACKLES

Rank	AT	UA-AT	Year
1.	751	598-751	1963
2.	654	555-654	1966
3.	639	589-639	1967
4.	614	653-614	1969
5.	608	630-608	1970
6.	575	617-575	1968
7.	560	638-560	1983
8.	558	544-558	1964
9.	527	436-527	1999
10.	501	716-501	2000

### TACKLES FOR LOSS

Rank	TFL	UA-AT/Yds	Year
1.	105.0	105-0/382	2000
2.	102.0	102-0/482	1983
3.	96.0	96-0/355	1998
	96.0	96-0/423	1992
5.	90.0	90-0/295	1995
6.	86.0	86-0/394	1991
7.	79.0	79-0/268	1996
8.	77.0	77-0/362	1981
	77.0	77-0/271	1999
10.	76.0	55-42/270	2002

### QUARTERBACK SACKS

Rank	QBS	UA-AT/Yds	Year
1.	39.0	39-0/286	1983
2.	27.0	27-0/224	1991
3.	26.0	26-0/185	1994
4.	25.0	21-8/151	2004
5.	24.5	22-5/177	1998
6.	24.0	24-0/167	1986
	24.0	24-0/192	1992
	24.0	24-0/181	1985
9.	23.0	21-4/180	2001
	23.0	18-10/156	2003

## GOVERNORS COACHES

### Governors Coaches Cumulative Records

Coach	Seasons	Overall	Pct.	Conference	Pct.
Scott Alden	1930-32	9-8-5	.523	—	—
Fred D. Brown	1936-41	19-33-1	.368	—	—
David B. Aaron	1946-54	44-35-6	.553	—	—
Ken Cooper	1955-57	11-19-1	.371	—	—
Earl Gartman	1958-59	4-16-0	.200	—	—
Art Van Tone	1960-62	4-26-0	.133	—	—
Bill Dupes	1963-72	*39-59-2	.400	26-43-1	.373
Jack Bushofsky	1973-76	13-29-1	.314	8-19-1	.304
James "Boots" Donnelly	1977-78	14-7-0	.667	9-4-0	.692
Watson Brown	1979-80	14-8-0	.634	7-6-0	.538
Emory Hale	1981-87	33-42-0	.440	18-31-0	.367
Paul Brewster	1988-89	*3-19-0	.136	3-9-0	.250
John Palermo	1990	0-11-0	.000	0-6-0	.000
Roy Gregory	1991-96	17-49-0	.258	11-36-0	.234
Bill Schmitz	1997-02	19-46-0	.292	†1-5-0	.167
Carroll McCray	2003-06	11-33-0	.250	†2-7-0	.222
Rick Christophel	2007-12	20-46-0	.303	14-34-0	.292
Kirby Cannon	2013-	1-23-0	.042	1-15-0	.063
<b>Grand Totals</b>	<b>78 Seasons</b>	<b>275-509-16</b>	<b>.351</b>	<b>97-203-2</b>	<b>.323</b>
				<b>†3-15-0</b>	<b>.167</b>

The records on this page are determined by the on-field result, per NCAA policy. Forfeited decisions in 1965 and 1989 (noted with an asterisk above) were assessed after the season was completed and are reflected in the conference record as they factored into the conference standings in their respective seasons. †Indicates conference record as a member of the Pioneer Football League (2001-05), all other conference records are as a member of the Ohio Valley Conference.

### Governors Coaches by Wins

Coach	Seasons	Wins
David B. Aaron	9	44
Bill Dupes	10	39
Emory Hale	7	33
Rick Christophel	6	20
Bill Schmitz	6	19
Fred D. Brown	6	19
Roy Gregory	6	17
Watson Brown	2	14
James Donnelly	2	14
Jack Bushofsky	4	13
Carroll McCray	4	11
Ken Cooper	3	11
Scott Alden	3	9
Art Van Tone	3	4
Paul Brewster	2	3
Earl Gartman	2	4
Kirby Cannon	2	1
John Palermo	1	0

# ANNUAL SUMMARIES

<b>ALL-TIME RECORD</b>	<b>275-509-16</b>	<b>.351</b>
OHIO VALLEY CONFERENCE	97-203-2	.323
PIONEER FOOTBALL LEAGUE	3-15-0	.167

Year	OVERALL				CONFERENCE			Coach
	W-L-T	Pct.	PF	PA	W-L-T	Pct.	Finish	
<b>INDEPENDENT</b>								
1930	3-4-1	.438	43	73	—	—	—	Alden
1931	3-2-2	.571	51	73	—	—	—	Alden
1932	3-2-2	.571	59	28	—	—	—	Alden
1993-35: No football due to Great Depression								

<b>MISSISSIPPI VALLEY CONFERENCE</b>								
1936	2-5-0	.286	38	93	—	—	—	Brown

<b>SOUTHEASTERN CONFERENCE OF JUNIOR COLLEGES</b>								
1937	2-6-0	.250	91	130	—	—	—	Brown

<b>INDEPENDENT</b>								
1938	3-5-1	.389	90	125	—	—	—	Brown
1939	4-5-0	.444	89	98	—	—	—	Brown
1940	4-7-0	.364	91	188	—	—	—	Brown
1941	4-5-0	.444	90	161	—	—	—	Brown
1942-45: No football due to World War II								
1946	5-4-0	.556	141	129	—	—	—	Aaron

<b>VOLUNTEER STATE ATHLETIC CONFERENCE</b>								
1947	3-6-1	.350	78	167	—	—	—	Aaron
1948	8-2-0	.800	258	116	—	—	—	Aaron
1949	8-2-0	.800	236	83	—	—	—	Aaron
1950	5-2-1	.688	160	94	—	—	—	Aaron
1951	1-8-1	.150	130	196	—	—	—	Aaron
1952	7-2-1	.750	210	113	—	—	—	Aaron
1953	4-4-0	.500	168	119	—	—	—	Aaron
1954	3-5-2	.400	107	178	—	—	—	Aaron
1955	2-7-1	.250	100	162	—	—	—	Cooper
1956	5-6-0	.455	179	204	—	—	—	Cooper
1957	4-6-0	.400	134	165	—	—	—	Cooper
1958	3-7-0	.300	93	170	—	—	—	Gartman
1959	1-9-0	.100	84	225	—	—	—	Gartman
1960	2-8-0	.200	114	186	—	—	—	Van Tone
1961	2-8-0	.200	92	214	—	—	—	Van Tone
1962	0-10-0	.000	47	218	—	—	—	Van Tone

<b>OHIO VALLEY CONFERENCE</b>								
1963	1-9-0	.100	54	150	0-7-0	.000	8th	Dupes
1964	8-1-1	.850	230	78	5-1-1	.786	2nd	Dupes
1965†	7-2-0	.778	280	118	6-1-0	.857	2nd	Dupes
1966	6-4-0	.600	194	164	4-3-0	.571	3rd	Dupes
1967	2-8-0	.200	100	289	2-5-0	.286	t-7th	Dupes
1968	5-5-0	.500	216	222	3-4-0	.429	5th	Dupes
1969	2-7-1	.250	184	262	2-5-0	.286	7th	Dupes
1970	3-7-0	.300	136	256	2-5-0	.286	t-6th	Dupes
1971	2-8-0	.200	125	188	1-6-0	.143	7th	Dupes
1972	3-8-0	.273	139	236	1-6-0	.143	8th	Dupes
1973	2-8-0	.200	131	223	1-6-0	.143	8th	Bushofsky
1974	3-7-1	.318	158	260	1-5-1	.214	7th	Bushofsky
1975	3-8-0	.273	111	241	3-4-0	.429	5th	Bushofsky
1976	5-6-0	.455	154	166	3-4-0	.429	t-4th	Bushofsky
1977	8-3-0	.727	182	132	6-1-0	.857	1st	Donnelly
1978	6-4-0	.600	151	143	3-3-0	.500	4th	Donnelly
1979	7-4-0	.636	198	150	2-4-0	.333	5th	Brown
1980	7-4-0	.636	217	148	5-2-0	.714	t-2nd	Brown
1981	5-5-0	.500	207	227	3-5-0	.375	8th	Hale
1982	3-7-0	.300	156	262	2-5-0	.286	t-6th	Hale
1983	6-5-0	.545	190	188	3-4-0	.429	t-5th	Hale
1984	7-4-0	.636	171	163	4-3	.571	5th	Hale

Year	OVERALL				CONFERENCE			Coach
	W-L-T	Pct.	PF	PA	W-L-T	Pct.	Finish	
1985	5-6-0	.455	194	193	2-5	.286	6th	Hale
1986	5-6-0	.455	197	197	3-4	.429	t-5th	Hale
1987	2-9-0	.182	119	306	1-5	.167	t-6th	Hale
1988	3-8-0	.273	89	348	2-4	.333	t-4th	Brewster
1989‡	0-11-0	.000	135	407	1-5	.167	6th	Brewster
1990	0-11-0	.000	108	339	0-6	.000	7th	Palermo
1991	5-6-0	.455	191	231	3-4	.429	t-3rd	Gregory
1992	3-8-0	.273	182	299	2-6	.250	t-6th	Gregory
1993	1-10	.091	179	354	0-8	.000	9th	Gregory
1994	4-7	.364	298	266	3-5	.375	t-6th	Gregory
1995	3-8	.273	212	341	2-6	.250	t-6th	Gregory
1996	1-10	.091	149	339	1-7	.125	t-8th	Gregory

<b>INDEPENDENT</b>								
1997	0-10	.000	119	440	—	—	—	Schmitz
1998	4-7	.364	199	326	—	—	—	Schmitz
1999	3-8	.273	240	423	—	—	—	Schmitz
2000	2-9	.182	183	397	—	—	—	Schmitz

<b>PIONEER FOOTBALL LEAGUE: SOUTH DIVISION</b>								
2001	3-7	.300	236	265	0-3	.000	4th	Schmitz
2002	7-5	.583	287	333	1-2	.333	3rd	Schmitz
2003	4-7	.364	194	276	1-2	.333	t-2nd	McCray
2004	2-9	.182	161	313	1-2	.333	t-3rd	McCray
2005	2-9	.182	140	412	0-3	.000	4th	McCray

<b>INDEPENDENT</b>								
2006	3-8	.273	245	271	—	—	—	McCray

<b>OHIO VALLEY CONFERENCE</b>								
2007	7-4	.636	275	273	5-3	.625	t-3rd	Christophel
2008	2-9	.182	212	328	2-6	.250	t-7th	Christophel
2009	4-7	.364	242	318	3-5	.375	6th	Christophel
2010	2-9	.182	208	420	1-7	.125	8th	Christophel
2011	3-8	.273	207	396	2-6	.250	t-7th	Christophel
2012	2-9	.182	224	435	1-7	.125	9th	Christophel
2013	0-12	.000	90	476	0-8	.000	9th	Cannon
2014	1-11	.083	116	523	1-7	.125	t-8th	Cannon

**NOTES**  
All overall win-loss records on this page reflect the on-field result per NCAA Statistics policy. Forfeits are noted as follows:

† - Eastern Kentucky forfeited its 1965 win against Austin Peay after the season concluded. The OVC record reflects the forfeit as it factored into the conference standings that season.

‡ - Morehead State forfeited its 1989 victory against Austin Peay after the season concluded. The OVC record reflects the forfeit as it factored into the conference standings that season.

# YEAR-BY-YEAR RESULTS

**NOTES:** Austin Peay football began play during the 1930 season. Known conference regular-season matches are noted with a bullet (•) prior to the opponent's name. Match locations are indicated in parentheses after the opponents name as follows: (H)=home, (A)=away, (N)=neutral and (U)=unknown. Forfeits are indicated by an asterisk (\*) preceding the decision and a note following the season clarifies the reason for the forfeit. The decisions indicated in the following listing are the on-field result, per NCAA policy. Overtime contests also are indicated in brackets, where known.

## 1930

3-4-1

Coach: Scott Alden

Bell Independents (H)	W, 12-0
Vanderbilt Frosh (A)	L, 0-12
Bethel (Ky.) (A)	L, 6-19
Murray State Frosh (H)	T, 0-0
Clarksville Independents (H)	W, 7-0
UT Junior College (U)	L, 0-30
Western Kentucky Frosh (H)	L, 0-12
Clarksville All-Stars (H)	W, 18-0

## 1931

3-2-2

Coach: Scott Alden

Vanderbilt Frosh (U)	T, 0-0
Bethel (Tenn.) (U)	W, 14-0
Murray State Frosh (U)	L, 0-60
Bethel (Ky.) (H)	W, 12-0
Middle Tenn. Frosh (U)	L, 7-13
Tenn. Tech Frosh (U)	W, 18-0
N26 UT Junior College (U)	T, 0-0

## 1932

3-2-2

Coach: Scott Alden

Vanderbilt Frosh (U)	L, 6-7
Lambuth (U)	W, 14-2
Murray State Frosh (U)	T, 6-6
UT Junior College (U)	T, 6-6
Tenn. Tech Frosh (U)	W, 7-0
Middle Tenn. Frosh (U)	W, 20-0
N24 Cumberland (Tenn.) (H)	L, 0-7

## 1933-35

No Team

Austin Peay did not field a team due to the effects of the Great Depression.

### MISSISSIPPI VALLEY CONFERENCE (1936)

## 1936

2-5-0

Coach: Fred T. Brown

O10 Cumberland (Tenn.) (H)	W, 13-0
UT Junior College (A)	L, 0-18
Murray State Frosh (U)	L, 0-7
Bethel (Tenn.) (U)	L, 6-9
N07 Middle Tennessee (A)	L, 0-27
UT Junior College (U)	L, 0-32
Tenn. Tech Frosh (U)	W, 19-0

### SOUTHEASTERN CONFERENCE OF JUNIOR COLLEGES (1937)

## 1937

2-6-0

Coach: Fred T. Brown

Cumberland (Tenn.) (A)	L, 0-26
Union (Tenn.) (H)	L, 19-20
Pensacola Navy (A)	L, 7-12
Murray State Frosh (H)	W, 26-7
UT Junior College (U)	L, 14-20
N05 Middle Tennessee (A)	L, 0-19
N11 Middle Tenn. Frosh (H)	W, 19-0
N24 Western Kentucky Frosh (H)	L, 6-26

### INDEPENDENT (1938-41)

## 1938

3-5-1

Coach: Fred T. Brown

Union (Tenn.) (A)	L, 0-19
Murray State Frosh (H)	L, 7-13
Pensacola Navy (U)	L, 0-12
UT Junior College (U)	W, 14-13
Martin College (U)	W, 51-0
Tennessee Wesleyan (H)	T, 6-6
Tennessee Tech (A)	L, 0-27
N19 Southern Illinois (A)	W, 12-9
Western Kentucky Frosh (H)	L, 0-26

## 1939

4-5-0

Coach: Fred T. Brown

S23 Martin College (H)	W, 31-0
Union (Tenn.) (U)	L, 6-33
Pensacola Navy (A)	L, 7-20
Western Kentucky Frosh (U)	L, 0-7
UT Junior College (H)	W, 7-0
Tennessee Tech (U)	L, 0-25

Murray State Frosh (U)	L, 0-7
N18 Southern Illinois (A)	W, 25-6
Middle Tenn. Frosh (U)	W, 13-0

## 1940

4-7-0

Coach: Fred T. Brown

Milligan (A)	L, 0-12
Memphis State (A)	L, 0-40
Union (Tenn.) (A)	L, 0-28
O04 Middle Tennessee (A)	L, 6-35
Pensacola Navy (A)	L, 7-33
UT Junior College (H)	W, 20-0
Arkansas State (A)	L, 0-13
O031 Burlington JC (H)	W, 37-0
Martin College (U)	W, 7-0
Western Kentucky (U)	L, 0-20
Rose Polytechnic (H)	W, 14-7

## 1941

4-5-0

Coach: Fred T. Brown

Western Kentucky (H)	L, 0-38
Union (Tenn.) (U)	L, 0-34
Rose Polytechnic (A)	L, 7-22
O10 Middle Tennessee (A)	L, 0-28
UT Junior College (U)	W, 13-0
Arkansas State (H)	W, 34-0
Burlington JC (A)	W, 12-7
Tenn. Wesleyan (U)	W, 24-6
Memphis State (H)	L, 0-26

## 1942-45

No Team

Austin Peay did not field a team due to World War II.

### VOLUNTEER STATE ATHLETIC CONFERENCE (1946-63)

## 1946

5-4-0

Coach: David B. Aaron

Captains: George Fisher, Bud Barrett

Tennessee Wesleyan (A)	L, 0-6
Cumberland (Tenn.) (H)	W, 27-0
Western Kentucky (H)	L, 6-27
UT Junior College (H)	W, 33-0
Middle Tennessee (A)	L, 9-42
Vanderbilt Frosh (H)	L, 12-45
UT Junior College (A)	W, 14-0
Bethel (Tenn.) (H)	W, 27-0
Cumberland (Tenn.) (A)	W, 13-9
O17	

## 1947

3-6-1

Coach: David B. Aaron

Captains: Leon Garrett, George Morton

Tennessee Wesleyan (H)	W, 6-0
• Union (Tenn.) (U)	L, 7-26
• Cumberland (Tenn.) (U)	T, 13-13
Troy State (A)	L, 7-13
Middle Tennessee (H)	L, 0-33
Bethel (Tenn.) (U)	W, 6-0
Jacksonville State (A)	L, 6-7
Delta State (U)	L, 13-28
UT Junior College (H)	W, 20-7
Memphis State (A)	L, 0-40

## 1948

8-2-0

Coach: David B. Aaron

Captains: Leon Garrett, George Morton

• Union (Tenn.) (A)	W, 18-7
• Cumberland (Tenn.) (H)	W, 39-7
Bethel (Tenn.) (U)	W, 67-0
Centre (U)	W, 19-13
Troy State (A)	W, 18-7
Jacksonville State (H)	W, 14-13
UT Junior College (U)	W, 39-0
Delta State (H)	L, 7-48
Athens (A)	W, 24-7
N25 Tennessee Wesleyan (A)	L, 13-14

## 1949

8-2-0

Coach: David B. Aaron

Captains: Hendricks Fox, Homer Bell

Georgetown (Ky.) (H)	W, 31-6
Union (Tenn.) (H)	W, 20-0
Arkansas A&M (A)	W, 7-0
Tennessee Wesleyan (H)	W, 64-19
Troy State (A)	L, 0-6
Jacksonville State (A)	L, 7-19
Maryville (H)	W, 20-14
Fort Campbell (H)	W, 20-6
Athens (H)	W, 40-7
Florence State (A)	W, 27-6

## 1950

5-2-1

Coach: David B. Aaron

Captains: Hendricks Fox, L.E. Oakley

Union (Tenn.) (A)	W, 28-13
Florence State (H)	W, 6-0
Arkansas A&M (H)	W, 23-21
O13 Middle Tennessee (A)	L, 14-34
Milligan (U)	L, 6-7
Jacksonville State (H)	T, 13-13
Maryville (A)	W, 35-0
Millikin (H)	W, 35-6



# 1948 GOVERNORS

8-2-0 OVERALL, 2-0-0 VSAC

Volunteer State Athletic Conference Champions

**Front row (l-r):** Dick Cooper, Wreck House, Dickie Hays, Merwin Bourne, Glen Sager, Lewis Catignani, Ernie Hodges, Harry Clyott, Leon Garrett, Sam Reeks: **Second Row:** Dudley Williams, John Smith, Billy Bennett, Hendricks Fox, Jimmy Drye, Cresson Briggs, Julius Sneed, Homer Bell, Melton Self, James Quarries, Ben Fendley, Abernathy, Frank Rubel, Dennis Burhett, Donald Sides. **Third Row:** Tom Lincoln, Waldo Binkley, David Brown, J.D. Jones, Mike Moorefield, L.E. Oakley, Bill Pless, Chad Choate, Glen Broome, Robert Lassiter, George Morton, Herman Norfleet, Ray Darnell, Alton Wilson, William Bardill.

# YEAR-BY-YEAR RESULTS

## 1951

1-8-1

Coach: David B. Aaron  
Captains: Phil Krug, Dick Hays

Camp Breckinridge (A)	L, 6-19
East Tennessee (A)	L, 12-13
Florence State (A)	L, 7-27
Arkansas A&M (A)	L, 6-38
013 Middle Tennessee (H)	L, 6-27
Union (Tenn.) (H)	W, 56-0
Fort Campbell (H)	L, 0-26
Jacksonville State (A)	T, 6-6
Troy State (A)	L, 13-20
Camp Breckinridge (H)	L, 18-20

## 1952

7-2-1

Coach: David B. Aaron  
Captains: Carlton Balthrop, Charlie Quarles

East Tennessee (H)	T, 6-6
Florence State (H)	L, 0-9
Arkansas A&M (A)	W, 20-7
Delta State (A)	W, 39-7
Union (Tenn.) (A)	W, 40-7
Jacksonville State (H)	W, 20-7
Camp Breckinridge (A)	L, 0-49
Troy State (A)	W, 26-7
Millikin (A)	W, 40-7
Stewart AFB (H)	W, 19-7

## 1953

4-4-0

Coach: David B. Aaron  
Captains: Jerry Roberson, Charles Oakley, Frank Ramsey

• East Tennessee (A)	W, 21-13
Henderson State (H)	W, 34-6
Florence State (A)	L, 13-14
Delta State (H)	W, 20-0
Jacksonville State (A)	W, 47-16
Carson-Newman (H)	L, 14-18
Southeast Missouri (A)	L, 6-19
Murray State (H)	L, 13-33

## 1954

3-5-2

Coach: David B. Aaron  
Captains: Bobby Brown, Bobby Way

• East Tennessee (H)	L, 7-28
Henderson State (A)	W, 19-13
Florence State (H)	L, 7-13
008 Middle Tennessee (A)	T, 7-7
Memphis Navy (H)	W, 14-7
Jacksonville State (H)	T, 14-14
Carson-Newman (A)	L, 6-13
Tennessee Tech (H)	L, 13-27
Murray State (A)	L, 7-44
N25 Fort Campbell (H)	W, 13-12

## 1955

2-7-1

Coach: Ken Cooper  
Captains: Bill Alexander, Bobby Way

• East Tennessee (A)	L, 0-6
Presbyterian (H)	L, 7-13
Florence State (A)	L, 7-13
008 Middle Tennessee (H)	T, 14-14
Missouri Valley (H)	L, 2-20
Jacksonville State (A)	L, 0-20
Murray State (H)	L, 13-20
Tennessee Tech (A)	L, 6-37
Arkansas State (H)	W, 19-6
N24 Fort Campbell (H)	W, 32-13

## 1956

5-6-0

Coach: Ken Cooper  
Captains: Malcolm Moore, Howard Hawkins

East Tennessee (H)	W, 13-7
S21 Middle Tennessee (A)	L, 20-38
Florence State (H)	W, 19-6
Tennessee Tech (H)	L, 7-17
Memphis State (A)	L, 19-42
Jacksonville State (H)	W, 7-0
Troy State (A)	L, 13-14
Arkansas Tech (H)	W, 15-13

Murray State (A)	L, 27-33
Arkansas State (A)	L, 13-27
N22 Fort Campbell (H)	W, 26-7

## 1957

4-6-0

Coach: Ken Cooper  
Captains: Noojin Walker, Gerald Wiley

S21 Southern Illinois (H)	L, 12-25
Memphis Navy (H)	W, 26-0
Memphis State (A)	L, 0-41
Arkansas Tech (A)	W, 20-12
Jacksonville State (A)	L, 0-20
Troy State (H)	W, 33-0
N02 Middle Tennessee (H)	L, 0-14
East Tennessee (A)	L, 7-13
Florence State (A)	L, 13-40
N28 Fort Campbell (H)	W, 23-0

## 1958

3-7-0

Coach: Earl Gartman  
Captains: John McKay, Dan Burden

S20 Middle Tennessee (A)	L, 0-12
S27 Eastern Illinois (H)	W, 21-6
Chattanooga (A)	L, 0-26
Jacksonville State (H)	L, 6-8
Arkansas State (A)	L, 0-16
Troy State (A)	W, 12-10
East Tennessee (H)	W, 25-19
Western Kentucky (A)	L, 16-34
Florence State (H)	L, 13-20
N27 Fort Campbell (H)	L, 0-19

## 1959

1-9-0

Coach: Earl Gartman  
Captains: Sid Ingram, Ted Potter, Bert Simpson

S19 Middle Tennessee (A)	L, 0-36
S26 Eastern Illinois (A)	W, 12-8
Western Kentucky (H)	L, 12-20
Jacksonville State (A)	L, 14-15
023 Eastern Kentucky (A)	L, 7-21
Troy State (H)	L, 7-13
East Tennessee (H)	L, 14-44
Florence State (A)	L, 8-22
UT Martin (H)	L, 10-21
N26 Fort Campbell (H)	L, 0-25

## 1960

2-8-0

Coach: Art Van Tone  
Captains: Bobby Baumgartner, Jack Bushofsky

S17 Middle Tennessee (A)	L, 0-6
S24 • Carson-Newman (A)	L, 0-7
001 • UT Martin (A)	L, 7-13
008 Western Kentucky (A)	L, 6-34
015 Jacksonville State (H)	W, 14-8
022 Eastern Kentucky (H)	L, 13-27
029 Troy State (A)	W, 13-7
N05 East Tennessee (H)	L, 14-35
N12 Florence State (H)	L, 34-35
N24 Fort Campbell (H)	L, 13-14

## 1961

2-8-0

Coach: Art Van Tone  
Captains: Tommy Donnelly, Rupert Baker

S16 Middle Tennessee (H)	L, 7-40
S23 • Carson-Newman (H)	W, 10-7
S30 • UT Martin (H)	L, 7-14
007 Western Kentucky (H)	L, 6-26
014 Jacksonville State (A)	L, 6-21
021 Eastern Kentucky (A)	L, 7-21
028 Troy State (H)	W, 21-6
N04 East Tennessee (A)	L, 14-21
N11 Florence State (A)	L, 8-14
N23 Fort Campbell (H)	L, 6-44

## 1962

0-10-0

Coach: Art Van Tone  
Captains: Tommy Donnelly, Rupert Baker

S15 Middle Tennessee (A)	L, 0-28
S22 • Carson-Newman (A)	L, 0-21
S29 • UT Martin (A)	L, 0-16
006 Western Kentucky (A)	L, 13-21
013 Morehead State (A)	L, 7-36
020 Eastern Kentucky (H)	L, 7-14
027 Jacksonville State (H)	L, 13-23
N03 East Tennessee (H)	L, 0-23
N10 Florence State (H)	L, 0-17
N22 Fort Campbell (H)	L, 7-19

## OHIO VALLEY CONFERENCE (1963-96)

## 1963

1-9-0, 0-7-0 OVC (8th)

Coach: Bill Dupes  
Captains: Rocky Cobb, Ed Bunio, Claude Clements

S21 • Eastern Kentucky (A)	L, 0-14
S28 • Murray State (A)	L, 0-14
005 Carson-Newman (H)	L, 0-7
012 • Western Kentucky (H)	L, 14-34
019 • Morehead State (H)	L, 0-7
N02 • Middle Tennessee (H)	L, 0-27
N09 • East Tennessee (A)	L, 7-8
N16 • Tennessee Tech (A)	L, 13-28
N23 UT Martin (H)	W, 20-6
N28 Fort Campbell (H)	L, 0-5

## 1964

8-1-1, 5-1-1 OVC (2nd)

Coach: Bill Dupes  
Captains: Claude Clements, Carlton Flatt, Tommy Dillard

S19 • Eastern Kentucky (H)	W, 26-0
S25 • Murray State (H)	W, 26-10
003 Carson-Newman (A)	W, 44-7
010 • Western Kentucky (A)	T, 6-6
017 • Morehead State (A)	L, 13-14
031 • Middle Tennessee (A)	W, 9-7
N07 • East Tennessee (H)	W, 27-20
N14 • Tennessee Tech (H)	W, 29-0
N21 UT Martin (A)	W, 35-0
N26 Fort Campbell (H)	W, 15-14

## 1965

7-2-0, 6-1-0 OVC (2nd)

Coach: Bill Dupes  
Captains: Tommy Dillard, Tim Chilcutt, Claude Clements

S18 • Eastern Kentucky (A)	*L, 30-35
S25 • Murray State (A)	W, 23-6
002 Southeast Missouri (H)	W, 50-7
009 • Western Kentucky (H)	W, 38-6
016 • Morehead State (H)	W, 26-21
030 • Middle Tennessee (H)	L, 20-24
N06 • East Tennessee (A)	W, 21-7
N13 • Tennessee Tech (A)	W, 23-12
N20 UT Martin (H)	W, 49-0

**Notes on 1965 season:** Eastern Kentucky forfeited its 1965 win against Austin Peay after the season concluded. The OVC record reflects the forfeit as it factored into the conference standings that season.

## 1966

6-4-0, 4-3-0 OVC (3rd)

Coach: Bill Dupes  
Captains: Tommy Dobbs, John Ogles

S17 • Eastern Kentucky (H)	L, 15-33
S24 • Murray State (H)	W, 49-0
001 Southeast Missouri (A)	W, 28-27
008 • Western Kentucky (A)	L, 3-7
015 • Morehead State (A)	L, 10-21
029 • Middle Tennessee (A)	W, 13-7
N05 • East Tennessee (H)	W, 22-14
N12 • Tennessee Tech (H)	W, 20-15
N19 UT Martin (A)	W, 17-13
N24 Chattanooga (A)	L, 17-27

## 1967

2-8-0, 2-5-0 OVC (t7th)

Coach: Bill Dupes  
Captains: Carl Williams, Philip Farinella, Tommy Woodring, Bill Joe Jeans

S16 Chattanooga (A)	L, 8-23
S23 • Western Kentucky (H)	L, 6-31
S29 • Eastern Kentucky (A)	L, 0-37
007 • Morehead State (A)	W, 10-8
021 • Middle Tennessee (H)	L, 20-34
028 Findlay (A)	L, 0-14
N04 • Murray State (A)	W, 37-20
N11 • Tennessee Tech (A)	L, 13-38
N18 • East Tennessee (H)	L, 0-37
N23 UT Martin (H)	L, 6-47

## 1968

5-5-0, 3-4-0 OVC (5th)

Coach: Bill Dupes  
Captains: Tommy Dobbs, John Ogles

S21 Chattanooga (H)	L, 13-41
S28 • Western Kentucky (A)	L, 0-42
005 • Eastern Kentucky (H)	L, 20-21
012 • Morehead State (H)	W, 17-16
026 • Middle Tennessee (A)	W, 46-13
N02 Findlay (H)	W, 47-20
N09 • Murray State (H)	W, 56-35
N16 • Tennessee Tech (H)	L, 0-10
N23 • East Tennessee (A)	L, 8-17
N28 UT Martin (A)	W, 9-7

## 1969

2-7-1, 2-5-0 OVC (7th)

Coach: Bill Dupes  
Captains: Dennis Dyer, Bruce Gibbs

S13 UT Martin (H)	L, 6-7
S20 Troy State (H)	T, 16-16
S27 • Western Kentucky (H)	W, 28-27
004 • Eastern Kentucky (A)	L, 10-29
011 • Morehead State (A)	L, 18-29
025 • Middle Tennessee (H)	W, 20-17
N01 Arkansas A&M (A)	L, 13-14
N08 • Murray State (A)	L, 41-53
N15 • Tennessee Tech (A)	L, 20-56
N22 • East Tennessee (H)	L, 12-14

## 1970

3-7-0, 2-5-0 OVC (t6th)

Coach: Bill Dupes  
Captains: Harold Roberts, Craig Bangston, Terry Johnson

S19 Troy State (A)	L, 0-28
S26 • Western Kentucky (A)	L, 9-28
003 • Eastern Kentucky (H)	L, 7-38
010 • Morehead State (H)	L, 6-24
017 UT Martin (A)	L, 21-22
024 • Middle Tennessee (A)	L, 0-44
031 Northwood (Mich.) (H)	W, 24-14
N07 • Murray State (H)	W, 45-7
N14 • Tennessee Tech (H)	W, 10-6
N21 • East Tennessee (A)	L, 14-45


## 1971

2-8-0, 1-6-0 OVC (7th)

Coach: Bill Dupes  
Captains: Bill Blair, Ben Boswell, Gerald Noble

S18 Troy State (H)	W, 34-0
S25 • Western Kentucky (H)	L, 7-46
002 • Eastern Kentucky (A)	L, 9-14
009 • Morehead State (A)	L, 0-22
016 UT Martin (H)	L, 3-17
023 • Middle Tennessee (H)	L, 7-19
030 Northwood (Mich.) (A)	L, 14-17
N06 • Murray State (A)	L, 6-16
N13 • Tennessee Tech (A)	L, 12-37
N20 • East Tennessee (H)	W, 33-0

# YEAR-BY-YEAR RESULTS



## 1977 GOVERNORS

**8-3-0 OVERALL, 6-1-0 OVC**

**Ohio Valley Conference Champions**

**Front Row** (from left): Danny Murphy, Don Derrick, Doug Holland, Jeff Browder, Greg Jones, Barry Monda, Tim Hickey, Mike Meador, Woodrow Smith, Coveak Moody, Joe Grimsley, Steve Brewer, Unidentified, Ernest Dunson, Mike Betts, Keith Wright, Ron Sebree, Randy Christophel, Willie Fowler. **Second Row:** Barney Reed, Bob Bible, J.W. Hunt, Steve Bullard, Mike Smith, Russell Brown, Tony Banniza, Mike Troutman, Ernest Fletcher, Taylor Erwin, Merle Glasgow, Vic Apple, Lynn Hailstock, Phil Todd, Donald Brown, Bryan Stege, Mark Covington, James Green, Tim Nunn, Billy Fields, Corky Carter, Jeff Daniel. **Third Row:** James "Boots" Donnelly, Duke Shackelford, Doug Atwood, Waddell Whitehead, Cosmo Cochran, Glenn Anderson, Dwight Haddock, Gary Harper, Paul Lane, Gordon Powers, Danny Brock, Danny Tedder, Mark Daniel, Howard Rives, Clinton Bell, Nick Norcia, Mike Ross, Dave Ambrosia, Sid Fritts, Lionel Plaisance, John Jennings, H.L. "Bubba" Hooker, Ed Bunio. **Fourth Row:** Les Jones, Joe Sanders, Anthony West, Ricky Coleman, Steve Puthoff, Richard Wozniak, David Evans, Richard Krivanek, Ricky Ellis, Stan Burns, Andy McCollum, Russell Aaron, David Williams, Charles Brigham, Kevin Carter, Lionel Booker, William Owens, James Harris, Dexter Freeman.

### 1972 3-8-0, 1-6-0 OVC (8th)

Coach: Bill Dupes  
Captains: Bonnie Sloan, Jerry Seay, Robert Elizer

S16	Troy State (A)	L, 0-27
S23	• Western Kentucky (A)	L, 7-28
S30	• Eastern Kentucky (H)	L, 6-21
O07	• Morehead State (H)	L, 21-31
O14	UT Martin (A)	W, 18-6
O21	• Middle Tennessee (A)	L, 6-24
O28	Arkansas-Monticello (H)	W, 17-6
N04	• Murray State (H)	W, 33-20
N11	• Tennessee Tech (H)	L, 7-19
N18	• East Tennessee (A)	L, 16-20
N23	Henderson State (A)	L, 8-34

### 1973 2-8-0, 1-6-0 OVC (7th)

Coach: Jack Bushofsky  
Captains: Rick Christophel, Tony Wade

S08	Henderson State (H)	L, 7-17
S15	Youngstown State (H)	W, 16-7
S22	• Western Kentucky (H)	L, 0-28
S29	• Eastern Kentucky (A)	L, 7-24
O06	• Morehead State (A)	L, 22-23
O20	• Middle Tennessee (H)	L, 20-23
O27	UT Martin (H)	L, 0-26
N03	• Murray State (A)	L, 19-31
N10	• Tennessee Tech (A)	L, 12-31
N17	• East Tennessee (H)	W, 28-13

### 1974 3-7-1, 1-5-1 OVC (7th)

Coach: Jack Bushofsky  
Captains: Rick Christophel, Bob Sizemore, Dwight Houston, Robert Tripp

S014	Youngstown State (A)	L, 7-24
S021	Carson-Newman (H)	W, 28-17
S028	• Western Kentucky (A)	L, 7-35
O05	• Eastern Kentucky (H)	L, 9-22
O012	• Morehead State (H)	W, 17-15
O019	North Alabama (H)	W, 20-14
O026	• Middle Tennessee (A)	L, 16-45
N02	UT Martin (A)	L, 26-31
N09	• Murray State (H)	L, 8-16
N016	• Tennessee Tech (H)	L, 7-28
N023	• East Tennessee (A)	T, 13-13

### 1975 3-8-0, 3-4-0 OVC (5th)

Coach: Jack Bushofsky  
Captains: Terry McCabe, Ron Bailey

S13	Central Arkansas (H)	L, 13-14
S20	Carson-Newman (A)	L, 0-13
S27	• Western Kentucky (H)	L, 3-30
O04	• Eastern Kentucky (A)	L, 0-49
O11	• Morehead State (A)	W, 20-10
O18	North Alabama (A)	L, 6-23
O25	• Middle Tennessee (H)	W, 17-13
N01	UT Martin (H)	L, 15-24
N08	• Murray State (A)	L, 10-14
N15	• Tennessee Tech (A)	L, 0-20
N22	• East Tennessee (H)	W, 37-21

### 1976 5-6-0, 3-4-0 OVC (4th)

Coach: Jack Bushofsky  
Captains: Terry McCabe, Danny McCullough, Randy Christophel, Ron Green, Ron Bailey

S11	UT Martin (A)	L, 0-24
S18	Mars Hill (H)	W, 22-0
S25	• Western Kentucky (A)	L, 7-12
O02	• Eastern Kentucky (H)	L, 13-27
O09	• Morehead State (H)	W, 27-13
O16	North Alabama (H)	W, 21-14
O23	Nicholls State (A)	L, 0-7
O30	• Middle Tennessee (A)	W, 21-9
N06	• Murray State (H)	L, 13-23
N13	• Tennessee Tech (H)	L, 13-31
N20	• East Tennessee (A)	W, 17-6

### 1977 8-3-0, 6-1-0 OVC (1st)

Coach: James Donnelly  
Captains: Bob Bible, James Green

S10	UT Martin (H)	L, 10-23
S17	Mars Hill (A)	W, 17-15
S24	• Western Kentucky (H)	W, 21-3
O01	• Eastern Kentucky (A)	W, 20-17
O08	• Morehead State (A)	W, 21-7
O15	North Alabama (A)	W, 13-6
O22	Nicholls State (H)	L, 13-15
O29	• Middle Tennessee (H)	L, 6-15
N05	• Murray State (A)	W, 13-0
N12	• Tennessee Tech (A)	W, 24-21
N19	• East Tennessee (H)	W, 24-10

### 1978 6-4-0, 3-3-0 OVC (4th)

Coach: James Donnelly  
Captains: Mike Betts, Ron Sebree

S09	UT Martin (A)	W, 21-14
S23	Western Kentucky (A)	L, 13-17
S30	Eastern Kentucky (H)	L, 0-14
O07	Morehead State (H)	W, 19-16
O14	North Alabama (H)	L, 6-10
O21	Livingston State (A)	W, 13-3
O28	Middle Tennessee (A)	W, 28-17
N04	Murray State (H)	W, 23-17
N11	Tennessee Tech (H)	L, 14-28
N18	East Tennessee (A)	W, 14-7

### 1979 7-4-0, 2-4-0 OVC (5th)

Coach: Watson Brown  
Captains: Lynn Hailstock, Steve Brewer, Stan Burns, Joe Grimsley

S01	James Madison (A)	W, 10-6
S08	UT Martin (H)	W, 34-7
S22	• Western Kentucky (H)	L, 20-24
S29	• Eastern Kentucky (A)	L, 10-35
O06	• Morehead State (A)	L, 0-7
O13	Jacksonville State (A)	W, 21-13
O20	Livingston State (H)	W, 14-0
O27	• Middle Tennessee (H)	W, 31-14
N03	• Murray State (A)	L, 10-24
N10	• Tennessee Tech (A)	W, 21-14
N17	Mars Hill (H)	W, 27-6

### 1980 7-4-0, 5-2-0 OVC (2nd)

Coach: Watson Brown  
Captains: Richard Wozniak, Steve Puthoff, Sonny Defilippis, Cosmo Cochran

S13	UT Martin (A)	L, 20-24
S20	James Madison (H)	W, 21-3
S27	• Western Kentucky (A)	L, 14-20
O04	• Eastern Kentucky (H)	L, 10-23
O11	• Morehead State (H)	W, 23-21
O18	Nicholls State (H)	W, 35-16
O25	• Middle Tennessee (A)	W, 7-3
N01	• Akron (A)	W, 41-14
N08	• Murray State (H)	W, 24-0
N15	• Tennessee Tech (H)	W, 13-10
N22	Arkansas State (A)	L, 9-14

### 1981 5-5-0, 3-5-0 OVC (8th)

Coach: Emory Hale  
Captains: Mike Troutman, Greg Jones, Randy Michael, Jim Baker

S12	Kentucky State (H)	W, 24-14
S19	• James Madison (A)	W, 13-7
S26	• Western Kentucky (H)	L, 0-28
O03	• Eastern Kentucky (A)	L, 14-41
O10	• Morehead State (A)	W, 42-28
O24	• Middle Tennessee (H)	W, 14-9
O31	• Akron (H)	L, 19-23
N07	• Murray State (A)	L, 29-34
N14	• Tennessee Tech (A)	L, 24-29
N21	UT Martin (H)	W, 28-14

**Notes on 1981 season:** The Austin Peay-James Madison contest was a designated OVC game, it counted towards the OVC regular-season standings even though James Madison was not an OVC member.

### 1982 3-7-0, 2-5-0 OVC (16th)

Coach: Emory Hale  
Captains: Mike Owens, Jody Hebert, Charles Tucker

S11	Kentucky State (A)	W, 31-24
S18	UT Martin (H)	L, 14-17
S25	Western Kentucky (A)	L, 15-33
O02	• Eastern Kentucky (H)	L, 18-27
O09	• Morehead State (H)	W, 17-16
O16	• Youngstown State (H)	L, 9-31
O23	• Middle Tennessee (A)	L, 7-24
N06	• Murray State (H)	L, 7-21
N13	• Tennessee Tech (H)	W, 31-27
N20	• Akron (A)	L, 7-42

### 1983 6-5-0, 3-4-0 OVC (15th)

Coach: Emory Hale  
Captains: Chris Jenkins, Jim Kolodziej, Michael Shelton

S10	UT Martin (A)	W, 45-6
S17	Kentucky State (H)	W, 20-14
S24	Western Kentucky (H)	W, 13-3
O01	• Eastern Kentucky (A)	L, 14-31
O08	• Morehead State (A)	W, 14-3
O15	• Youngstown State (A)	L, 19-41
O22	• Middle Tennessee (H)	L, 17-31
O29	Central Florida (H)	L, 7-10
N05	• Murray State (H)	W, 17-16
N12	• Tennessee Tech (A)	W, 21-7
N19	• Akron (H)	L, 3-26

# YEAR-BY-YEAR RESULTS

## 1984 7-4-0, 4-3 OVC (5th)

Coach: Emory Hale  
Captains: Mark Stokes, Jim Barlow, Rickey Rice

S08	UT Martin (H)	W, 13-10
S15	Kentucky State (H)	W, 14-0
S22	Nicholls State (A)	L, 6-31
S29	• Eastern Kentucky (H)	L, 3-20
O06	• Morehead State (H)	W, 21-14
O13	• Youngstown State (H) [OT]	L, 13-16
O20	• Middle Tennessee (A)	W, 16-7
O27	Central Florida (A)	W, 24-21
N03	• Murray State (A) [OT2]	L, 13-20
N10	• Tennessee Tech (H)	W, 27-7
N17	• Akron (A)	W, 21-17

**Notes on 1984 season:** The OVC implemented overtime rules for conference contests beginning with the 1984 season. Austin Peay played the first and second overtime games in OVC history.

## 1985 5-6-0, 2-5 OVC (6th)

Coach: Emory Hale  
Captains: Marlin Chapman, Pat Wilson, Scott Farnell, Mike Mignone

S07	Cincinnati (A)	L, 9-31
S14	UT Martin (A)	W, 13-7
S21	Livingston State (H)	W, 28-22
O05	• Eastern Kentucky (A)	L, 10-20
O12	• Morehead State (A)	W, 14-10
O19	• Youngstown State (A)	L, 14-35
O26	• Middle Tennessee (H)	L, 14-17
N02	Kentucky State (H)	W, 48-0
N09	• Murray State (H)	L, 6-14
N16	• Tennessee Tech (A)	W, 24-20
N23	• Akron (H)	L, 14-17

## 1986 5-6-0, 3-4 OVC (t5th)

Coach: Emory Hale  
Captains: Clinton Cross, Scott Fox, Terry Gentry, Eddie Walls

S06	Southern Illinois (A)	L, 17-24
S13	UT Martin (H)	W, 36-0
S20	Kentucky State (H)	W, 24-7
O04	• Middle Tennessee (H) [OT]	W, 7-0
O11	• Morehead State (A)	L, 10-27
O18	• Youngstown State (H)	W, 13-10
O25	Western Kentucky (H)	L, 20-34
N01	• Eastern Kentucky (H)	L, 17-27
N08	• Akron (A)	L, 16-31
N15	• Tennessee Tech (A)	W, 23-13
N22	• Murray State (H)	L, 14-24

## 1987 2-9-0, 1-5 OVC (t5th)

Coach: Emory Hale  
Captains: Roy Berkemeier, Mike Sliptchuk, Mark Southall, Dean Edwards

S05	Kansas State (A)	W, 26-22
S012	UT Martin (A)	L, 10-30
S019	Southern Illinois (H)	L, 3-10
S026	• Tennessee Tech (H)	L, 9-14
O03	• Middle Tennessee (A)	L, 16-38
O010	• Morehead State (H) [OT]	W, 20-13
O017	• Youngstown State (A)	L, 18-20
O024	Western Kentucky (H)	L, 0-27
O031	• Eastern Kentucky (A)	L, 7-50
N014	Cincinnati (A)	L, 10-42
N021	• Murray State (A)	L, 0-40

## 1988 3-8-0, 2-4 OVC (t4th)

Coach: Paul Brewster  
Captains: Rico Ransom, Elzie Anderson

S03	Kentucky State (H)	W, 20-14
S10	Eastern Illinois (A)	L, 0-44
S17	Cincinnati (A)	L, 7-52
O01	Western Kentucky (A)	L, 3-28
O08	• Eastern Kentucky (H)	L, 10-56
O15	Toledo (A)	L, 14-38
O22	• Middle Tennessee (H)	L, 0-36
O29	• Morehead State (A)	L, 6-43
N05	• Tennessee State (H)	W, 16-12
N12	• Tennessee Tech (A)	W, 10-6
N19	• Murray State (H)	L, 3-19

## 1989 0-11-0, 1-5 OVC (6th)

Coach: Paul Brewster  
Captains: Sammy Gholston, Calvin Johnson, Mike Lewis

S02	Eastern Illinois (H)	L, 0-36
S09	UT Martin (A)	L, 0-21
S16	Indiana State (A)	L, 15-42
S23	Southwest Missouri (H)	L, 3-41
S30	Western Kentucky (A)	L, 0-49
O07	• Eastern Kentucky (A)	L, 20-45
O21	• Middle Tennessee (A)	L, 7-46
O28	• Morehead State (H) *	L, 22-23
N04	• Tennessee State (A)	L, 10-38
N11	• Tennessee Tech (H)	L, 15-17
N18	• Murray State (A)	L, 43-49

**Notes on 1989 season:** Morehead State forfeited its 1989 victory against Austin Peay after the season concluded. The OVC record reflects the forfeit as it factored into the conference standings that season.

## 1990 0-11-0, 0-6 OVC (7th)

Coach: John Palermo  
Captains: None Selected

S08	UT Martin (H)	L, 10-24
S15	Temple (A)	L, 0-28
S22	Southwest Missouri (A)	L, 7-24
S29	Samford (A)	L, 9-28
O06	• Tennessee State (H)	L, 7-33
O13	• Morehead State (A)	L, 7-34
O20	• Middle Tennessee (H)	L, 7-56
O27	Illinois State (A)	L, 9-13
N03	• Eastern Kentucky (H)	L, 14-38
N10	• Tennessee Tech (A) [OT]	L, 14-20
N17	• Murray State (H) [OT3]	L, 24-31

## 1991 5-6-0, 3-4 OVC (t3rd)

Coach: Roy Gregory  
Captains: Jaime Hagan, Jeff Crutchfield

S07	Western Kentucky (H)	W, 18-14
S14	Southern Illinois (H)	L, 17-21
S21	Kentucky State (H)	W, 17-6
S28	• Southeast Missouri (H)	W, 24-21
O12	• Middle Tennessee (H)	L, 8-23
O19	• Tennessee Tech (A)	L, 7-32
O26	• Tennessee State (H)	W, 31-17
N02	• Morehead State (A)	L, 14-33
N09	UT Martin (A)	L, 28-34
N16	• Eastern Kentucky (A)	L, 0-21
N23	• Murray State (H)	W, 27-9

## 1992 3-8-0, 2-6 OVC (t6th)

Coach: Roy Gregory  
Captains: Mack Young, Richard Darden

S05	Eastern Illinois (H)	L, 9-14
S12	Knoxville College (H)	W, 31-7
S19	Southern Illinois (A)	L, 7-37
S26	• Southeast Missouri (A)	W, 21-16
O03	• Murray State (A)	L, 10-27
O10	• Middle Tennessee (A)	L, 10-49
O17	• Tennessee Tech (H)	L, 0-10
O24	• Tennessee State (A)	L, 14-35
O31	• Morehead State (H)	L, 34-41
N14	• Eastern Kentucky (H)	L, 14-45
N21	• UT Martin (H)	W, 32-18

## 1993 1-10-0, 0-8 OVC (9th)

Coach: Roy Gregory  
Captains: Jeff Stec, Fred Waters

S04	Cincinnati (A)	L, 10-42
S11	Knoxville College (H)	W, 28-19
S18	Western Kentucky (H)	L, 27-28
S25	• Eastern Kentucky (A)	L, 7-48
O02	• Tennessee Tech (H)	L, 17-35
O09	• Murray State (A)	L, 14-38
O16	• Tennessee State (H)	L, 16-21
O23	• Morehead State (A)	L, 10-23
O30	• Southeast Missouri (H)	L, 7-17
N06	• Middle Tennessee (A)	L, 10-44
N20	• UT Martin (H) [OT2]	L, 33-39

## 1994 4-7-0, 2-5 OVC (t6th)

Coach: Roy Gregory  
Captains: Brian Harvey, John McDuffie

S01	Kentucky Wesleyan (H)	W, 62-7
S17	Western Kentucky (A)	L, 3-21
S24	• Eastern Kentucky (H)	L, 14-27
O01	• Tennessee Tech (A)	W, 34-27
O08	• Murray State (H)	L, 14-29
O15	• Tennessee State (A)	L, 22-26
O22	• Morehead State (H)	W, 73-6
O29	• Southeast Missouri (A)	L, 10-31
N05	• Middle Tennessee (H)	L, 3-28
N12	Samford (A)	L, 36-43
N19	• UT Martin (A)	W, 27-21

## 1995 3-8-0, 2-6 (t6th)

Coach: Roy Gregory  
Captains: Scott McCormick, Marcus Watkins

A31	Eastern Illinois (H)	L, 13-31
S09	Samford (H)	L, 32-42
S16	Western Kentucky (H)	W, 38-34
S23	• Southeast Missouri (H)	L, 23-38
S30	• Murray State (H)	L, 17-45
O07	• Middle Tennessee (H)	L, 0-43
O14	• Tennessee Tech (A)	W, 20-17
O21	• Tennessee State (H)	W, 28-6
O28	• Morehead State (A)	L, 13-26
N11	• Eastern Kentucky (A)	L, 0-28
N18	• UT Martin (A)	L, 28-31

# OVERTIME GAMES

Date	Opponent	End. of Reg.	1st Poss.	OTs	Game-Winning Score	Final Score
10/13/1984	‡ • Youngstown State (H)	10-10	Offense	1	Trenton Lykes 1-yd Run#	L, 13-16
11/3/1984	• Murray State (A)	10-10	Defense*	2	Bobby Myers 9-yd Run (Paul Hickert kick)	L, 13-20
10/4/1986	• Middle Tennessee (H)	0-0	Offense	1	Mike Lewis 25-yd run (Brian McMillan kick)	W, 7-0
10/10/1987	• Morehead State (H)	13-13	Offense	1	Mike Lewis 28-yd run (Brian McMillan kick)	W, 20-13
11/10/1990	• Tennessee Tech (A)	14-14	Defense	1	Damyen Taylor 11-yd run#	L, 14-20
11/17/1990	• Murray State (H)	14-14	Defense	3	Michael Davis 1-yd run (Duncan kick)	L, 24-31
11/20/1993	• UT Martin (H)	26-26	Defense	2	Willie Parson 1-yd run#	L, 33-39
10/2/1999	Jacksonville (H)	21-21	Defense	2	Corey Donnell 39-yd pass from Gary Cooper (David Stickler kick)	L, 21-28
11/6/2004	+ Davidson (H)	14-14	Offense^	2	Bradley Wilson 34-yd field goal#	W, 20-17
10/21/2006	The Cumberlands (H)	20-20	Defense*	1	M. Jones 1-yd run (A. Carr kick)	L, 26-27
9/15/2007	• Tennessee State (H)	26-26	Offense^	1	Javarr Williams 2-yd run (Eric Benson kick)#	L, 32-33
11/3/2007	• Southeast Missouri (A)	21-21	Offense^	2	Darryl Miller 25-yd pass from Mark Cunningham#	W, 34-31
9/27/2008	• Eastern Kentucky (A)	10-10	Offense*	1	Taylor Long 27-yd field goal#	L, 10-13

‡-First overtime in OVC history; \*-Won Coin Toss or ^-Lost Coin Toss (when known); #-Game-ending Play

# YEAR-BY-YEAR RESULTS

## 1996

**1-10, 1-7 OVC (t8th)**

Coach: Roy Gregory  
Captains: Phillip Hancock, Steve Haywood, Ralph Hill, Chris Horton, Jacob Dickson

S07	Arkansas State (A)	L, 0-24
S14	Samford (A)	L, 10-12
S21	Western Kentucky (H)	L, 2-34
S28	• Southeast Missouri (A)	L, 13-17
O05	• Murray State (A)	L, 7-51
O12	• Middle Tennessee (A)	L, 14-50
O19	• Tennessee Tech (H)	L, 17-23
O26	• Tennessee State (A)	L, 14-38
N02	• Eastern Illinois (H)	L, 7-42
N16	• Eastern Kentucky (H)	L, 10-24
N23	• UT Martin (H)	W, 55-24

**Notes on 1996 season:** The NCAA mandated overtime rules for all contests beginning with the 1996 season.

### INDEPENDENT (1997-00)

## 1997

**0-10**

Coach: Bill Schmitz  
Captains: Tommy Leaf, Landon Dunaway

S04	Morehead State (A)	L, 43-55
S13	Samford (H)	L, 13-21
S20	Western Kentucky (A)	L, 7-53
S27	Eastern Kentucky (A)	L, 3-56
O04	Tennessee Tech (H)	L, 3-36
O12	Murray State (A)	L, 0-51
O25	Eastern Illinois (A)	L, 14-42
N01	Southeast Missouri (H)	L, 0-31
N08	Middle Tennessee (A)	L, 10-59
N15	UT Martin (H)	L, 26-36

## 1998

**4-7**

Coach: Bill Schmitz  
Captains: Tommy Leaf, Tony Lockhard

A29	Campbellsville (H)	L, 23-36
S03	Morehead State (H)	L, 21-44
S12	Samford (A)	L, 7-47
S19	Dayton (H)	W, 21-17
S26	Western Kentucky (A)	L, 14-56
O03	Jacksonville (A)	W, 40-25
O17	Charleston Southern (H)	L, 14-17
O31	Cumberland (Tenn.) (A)	W, 29-21
N07	Tusculum (H)	W, 20-7
N14	Georgetown (D.C.) (A)	L, 10-17
N21	Valparaiso (A)	L, 0-39

## 1999

**3-8**

Coach: Bill Schmitz  
Captains: Ted Skipper, Tenille Hudgins, Justin Schrader, Brian Baker

S02	Cumberland (Tenn.) (H)	W, 27-22
S11	Samford (H)	L, 0-51
S18	Dayton (A)	L, 21-49
S23	Campbellsville (A)	W, 36-35
O02	Jacksonville (H)	[OT] L, 21-28
O15	Charleston Southern (A)	L, 17-39
O23	Kentucky Wesleyan (H)	W, 38-28
O31	Morehead State (A)	L, 7-47
N06	Virginia-Wise (A)	L, 28-34
N13	Davidson (A)	L, 22-38
N20	Valparaiso (H)	L, 23-52

## 2000

**2-9**

Coach: Bill Schmitz  
Captains: Mike Allen, Justin Schrader, Brian Baker

A31	Cumberland (Tenn.) (A)	L, 3-7
S09	Catawba (H)	L, 7-33
S23	Valparaiso (A)	L, 28-35
S30	Jacksonville (A)	L, 24-28
O07	Dayton (H)	L, 7-42
O14	Charleston Southern (H)	L, 20-42
O21	Kentucky Wesleyan (A)	W, 42-31
O28	Morehead State (H)	L, 10-73
N04	Virginia-Wise (H)	W, 35-25
N11	Davidson (H)	L, 7-22

N18 South Florida (A) L, 0-59

### PIONEER FOOTBALL LEAGUE SOUTH DIVISION (2001-05)

## 2001

**3-7, 0-3 PFL (4th)**

Coach: Bill Schmitz  
Captains: Brian Baker, Brandon Garner, Mark McClintock, Dustin Wilson

A30	Campbellsville (H)	L, 27-45
S08	Catawba (A)	L, 0-37
S22	Valparaiso (H)	W, 37-13
S29	• Jacksonville (H)	L, 7-38
O06	Virginia-Wise (A)	W, 35-26
O13	Charleston Southern (A)	L, 21-36
O20	Kentucky Wesleyan (H)	W, 59-7
O27	• Morehead State (A)	L, 24-29
N03	St. Joseph's (Ind.) (H)	L, 14-17
N10	• Davidson (A)	L, 12-17

## 2002

**7-5, 1-2 PFL (3rd)**

Coach: Bill Schmitz  
Captains: Jason Busby, Justin Henry, Mark McClintock, Thomas Sexton

A29	Cumberland (Tenn.) (H)	W, 17-16
S07	Campbellsville (A)	W, 45-36
S14	Centre (H)	L, 13-20
S21	Dayton (H)	L, 0-42
S28	• Jacksonville (A)	W, 20-16
O05	Troy (A)	L, 3-41
O12	Butler (A)	W, 40-23
O19	Kentucky Wesleyan (A)	W, 23-21
O26	• Morehead State (H)	L, 25-45
N02	St. Joseph's (Ind.) (A)	W, 45-0
N09	• Davidson (H)	L, 28-49
N16	Valparaiso (A)	W, 28-24

## 2003

**4-7, 1-2 PFL (t2nd)**

Coach: Carroll McCray  
Captains: Pat Curran, Demaro Ison, Ryan Taylor, Trae Willis

A28	UT Martin (A)	L, 20-21
S06	Campbellsville (H)	L, 14-17
S13	Valparaiso (H)	L, 14-38
S20	Dayton (A)	L, 13-35
S27	Kentucky Wesleyan (H)	W, 50-10
O04	Butler (H)	W, 28-7
O11	• Morehead State (A)	L, 0-49
O18	• Jacksonville (H)	L, 0-30
O25	• Davidson (A)	W, 31-21
N01	St. Joseph's (Ind.) (H)	W, 17-0
N08	VMI (A)	L, 7-48

## 2004

**2-9, 1-2 PFL (3rd)**

Coach: Carroll McCray  
Captains: Ryan Taylor, Charlie Forte, Adam Rector, Paul Derrick

S04	Campbellsville (A)	L, 14-27
S11	Valparaiso (A)	L, 14-24
S18	UT Martin (H)	L, 14-31
S25	Dayton (H)	L, 0-40
O02	Butler (A)	L, 14-21
O09	• Morehead State (H)	L, 14-28
O16	• Jacksonville (A)	L, 14-31
O23	St. Joseph's (Ind.) (A)	L, 12-50
O30	Charleston (W.Va.) (H)	W, 28-20
N06	• Davidson (H)	[OT] W, 20-17
N13	Stillman (A)	L, 17-24

## 2005

**2-9, 0-3 PFL (4th)**

Coach: Carroll McCray  
Captains: Wes Proctor, Matt Wade

S03	Charleston (W.Va.) (A)	L, 19-27
S10	Cumberland (Tenn.) (H)	W, 24-15
S17	Dayton (A)	L, 0-46
S24	Drake (A)	L, 0-54
O01	Valparaiso (H)	W, 30-20
O08	• Davidson (A)	L, 6-44
O15	• Morehead State (A)	L, 12-44

O22	• Jacksonville (H)	L, 26-33
O29	Missouri-Rolla (H)	L, 3-45
N05	St. Joseph's (Ind.) (H)	L, 14-42
N12	Murray State (A)	L, 6-42

### INDEPENDENT (2006)

## 2006

**3-8**

Coach: Carroll McCray  
Captains: None Selected

S02	Southeast Missouri (H)	L, 13-38
S09	Cumberland (Tenn.) (A)	W, 28-21
S14	Samford (A)	L, 10-17
S23	Dayton (A)	L, 23-28
S30	UT Martin (H)	L, 10-20
O14	Missouri-Rolla (A)	L, 14-21
O21	The Cumberlands (H)	[OT] L, 26-27
O28	Charleston (W.Va.) (H)	W, 49-10
N04	North Greenville (H)	L, 35-44
N11	Morehead State (A)	W, 23-21
N18	Western Kentucky (A)	L, 14-24

### OHIO VALLEY CONFERENCE (2007-CURRENT)

## 2007

**7-4, 5-3 OVC (t3rd)**

Coach: Rick Christophel  
Captains: Daniel Becker, Dee Peeler, Chris Fletcher, Josh Hackett, Mark Cunningham

S01	Bethel (Tenn.) (H)	W, 43-19
S08	Indiana State (A)	W, 32-17
S15	• Tennessee State (H)	[OT] L, 32-33
S22	• UT Martin (H)	W, 17-14
S29	Gardner-Webb (A)	L, 13-20
O06	• Tennessee Tech (A)	W, 30-27
O11	• Jacksonville State (H)	L, 9-42
O20	Samford (A)	W, 28-25
N03	Southeast Mo. (A)	[OT] W, 34-31
N10	• Eastern Kentucky (H)	L, 14-28
N17	• Murray State (A)	W, 23-17

## 2008

**2-9, 2-6 OVC (t7th)**

Coach: Rick Christophel  
Captains: Dee Peeler, Daniel Becker, Cage Major, Travis Dumke, Theo Townsend

A28	North Dakota State (A)	L, 6-41
S06	Georgia Southern (A)	L, 20-34
S13	Gardner-Webb (H)	L, 15-31
S20	• UT Martin (H)	L, 17-31
S27	• Eastern Kentucky (A)	[OT] L, 10-13
O04	• Murray State (H)	L, 12-32
O18	• Tennessee State (A)	L, 34-37
O25	• Tennessee Tech (H)	W, 31-28
N01	• Jacksonville State (A)	L, 22-35
N15	• Eastern Illinois (A)	W, 15-13
N22	• Southeast Missouri (H)	L, 30-33

## 2009

**4-7, 3-5 OVC (6th)**

Coach: Rick Christophel  
Captains: Dee Peeler, Daniel Becker, Kevis Buckley, Tyler Trent

S05	Newberry (H)	W, 34-23
S12	Youngstown State (A)	L, 21-38
S19	Illinois State (A)	L, 7-38
S26	• Eastern Illinois (H)	L, 20-30
O03	• Tennessee Tech (A)	L, 23-31
O10	• Southeast Missouri (A)	W, 24-14
O24	• Eastern Kentucky (H)	W, 24-20
O31	• Jacksonville State (H)	L, 10-28
N07	• Murray State (A)	L, 17-27
N14	• Tennessee State (H)	W, 24-21
N21	• UT Martin (A)	L, 38-48

## 2010

**2-9, 1-7 OVC (8th)**

Coach: Rick Christophel  
Captains: Steven Johnson, Terrence Holt, Trent Caffee, Adrian Mines, T.C. Jennings

S02	Cumberland (Tenn.) (H)	W, 38-6
S11	Middle Tennessee (A)	L, 33-56
S18	• Tennessee State (A)	W, 26-23
S25	Wisconsin (A)	L, 3-70
O09	• Tennessee Tech (H)	L, 21-34
O16	• Southeast Missouri (H)	L, 24-41
O23	• Jacksonville State (A)	L, 3-56
O30	• Eastern Illinois (A)	L, 10-28
N06	• UT Martin (H)	L, 12-28
N13	• Murray State (H)	L, 35-61
N20	• Eastern Kentucky (A)	L, 3-17

## 2011

**3-8, 2-6 OVC (t7th)**

Coach: Rick Christophel  
Captains: Scott Thomas, Amius Smith, Tim Schmid, Ryan White

S03	Cincinnati (A)	L, 10-72
S17	Memphis (A)	L, 6-27
S24	• Eastern Kentucky (H)	W, 23-17
O01	• Tennessee State (H)	W, 37-34
O08	• UT Martin (A)	L, 23-61
O15	• Jacksonville State (H)	L, 14-44
O22	• Southeast Missouri (A)	L, 13-17
O29	• Eastern Illinois (H)	L, 10-19
N05	Central State (H)	W, 40-0
N12	• Murray State (A)	L, 24-56
N19	• Tennessee Tech (A)	L, 7-49

## 2012

**2-9, 1-7 OVC (9th)**

Coach: Rick Christophel  
Captains: None Selected

S01	Western Kentucky (A)	L, 10-49
S08	Virginia Tech (A)	L, 7-42
S015	• Tennessee State (A)	L, 14-34
S022	• UT Martin (H)	L, 6-31
S029	• Eastern Illinois (A)	L, 15-65
O06	• Murray State (H)	L, 14-52
O013	• Eastern Kentucky (A)	L, 14-45
O027	• Southeast Missouri (H)	L, 27-48
N03	Culver-Stockton (H)	W, 56-0
N010	• Jacksonville State (A)	L, 23-38
N017	• Tennessee Tech (H)	W, 38-31

## 2013

**0-12, 0-8 OVC (9th)**

Coach: Kirby Cannon  
Captains: Craig Salley, Gavin Willisson, Tim Phillips, Iosua Siliva

A31	Tennessee (A)	L, 0-45
S07	Vanderbilt (A)	L, 3-38
S14	Chattanooga (A)	L, 10-42
S21	Ohio (A)	L, 0-38
O05	• Eastern Kentucky (A)	L, 3-38
O10	• Eastern Illinois (H)	L, 7-63
O18	• Murray State (A)	L, 3-31
O26	• UT Martin (H)	L, 14-38
N02	• Jacksonville State (H)	L, 10-42
N09	• Tennessee State (A)	L, 6-31
N16	• Southeast Missouri (H)	L, 34-36
N23	• Tennessee Tech (A)	L, 0-34

## 2014

**1-11, 1-7 OVC (9th)**

Coach: Kirby Cannon  
Captains: Dunphy, Shuler, Lartey, Mitchell, Carlton, Goines, Tuiasosopo, Noble

A30	Memphis (A)	L, 0-63
S13	Chattanooga (H)	L, 6-42
S20	• Eastern Illinois (A)	L, 7-63
S27	Illinois State (A)	L, 6-55
O04	• Eastern Kentucky (H)	L, 0-31
O11	Mercer (A)	L, 21-49
O18	• Murray State (H)	W, 20-13
O25	• UT Martin (A)	L, 7-37
N01	• Jacksonville State (A)	L, 0-56
N08	• Tennessee State (H)	L, 27-31
N15	• Southeast Missouri (H)	L, 7-42
N22	• Tennessee Tech (H)	L, 15-41

# SERIES SUMMARIES



**EASTERN ILLINOIS**  
3-12-0 (.200)  
First Meeting: 1958



**EASTERN KENTUCKY**  
4-43-0 (.085)  
First Meeting: 1959



**JACKSONVILLE STATE**  
6-16-3 (.300)  
First Meeting: 1947



**MURRAY STATE**  
14-34-0 (.292)  
First Meeting: 1953



**SOUTHEAST MISSOURI**  
6-13-0 (.316)  
First Meeting: 1953



**TENNESSEE STATE**  
6-11-0 (.353)  
First Meeting: 1988



**TENNESSEE TECH**  
18-30-0 (.375)  
First Meeting: 1938



**UT MARTIN**  
25-36-2 (.413)  
First Meeting: 1930

Opponent	W-L-T	Pct.	First	Last
Akron	2-5-0	.286	1980	1986
Arkansas State	2-5-0	.286	1940	1996
Arkansas Tech	2-0-0	1.000	1956	1957
Arkansas-Monticello	4-2-0	.667	1949	1972
Athens	2-0-0	1.000	1948	1949
Bell Independents	1-0-0	1.000	1930	1930
Bethel (Ky.)	1-1-0	.500	1930	1931
Bethel (Tenn.)	5-1-0	.833	1931	2007
Butler	2-1-0	.667	2002	2004
Camp Breckinridge	0-3-0	.000	1951	1952
Campbellsville	2-4-0	.333	1998	2005
Carson-Newman	3-6-0	.333	1953	1975
Catawba	0-2-0	.000	2000	2001
Central Arkansas	0-1-0	.000	1975	1975
Central Florida	1-1-0	.500	1983	1984
Central State	1-0-0	1.000	2011	2011
Centre	1-1-0	.500	1948	2002
Charleston (W.Va.)	2-1-0	.667	2004	2006
Charleston Southern	0-4-0	.000	1998	2001
Chattanooga	0-6-0	.000	1958	2014
Cincinnati	0-5-0	.000	1985	2011
Clarksville All-Stars	1-0-0	1.000	1930	1930
Clarksville Independents	1-0-0	1.000	1930	1930
Culver-Stockton	1-0-0	1.000	2012	2012
Cumberland (Tenn.)	10-3-1	.750	1932	2010
Davidson	2-5-0	.286	1999	2005
Dayton	1-7-0	.125	1998	2006
Delta State	2-2-0	.500	1947	1953
Drake	0-1-0	.000	2005	2005
East Tennessee	12-14-2	.464	1951	1978
Eastern Illinois	3-12-0	.200	1958	2014
Eastern Kentucky	4-43-0	.085	1959	2014
Findlay	1-1-0	.500	1967	1968
Fort Campbell	6-7-0	.462	1949	1954
Gardner-Webb	0-2-0	.000	2007	2008
Georgetown (D.C.)	0-1-0	.000	1998	1998
Georgetown (Ky.)	1-0-0	1.000	1949	1949
Georgia Southern	0-1-0	.000	2008	2008
Henderson State	2-2-0	.500	1953	1973
Illinois State	0-3-0	.000	1990	2014
Indiana State	1-1-0	.500	1989	2007
Jacksonville	2-6-0	.250	1998	2005
Jacksonville State	6-16-3	.300	1947	2014
James Madison	3-0-0	1.000	1979	1981
Kansas State	1-0-0	1.000	1987	1987

Opponent	W-L-T	Pct.	First	Last
Kentucky State	8-0-0	1.000	1981	1991
Kentucky Wesleyan	6-0-0	1.000	1994	2003
Knoxville College	2-0-0	1.000	1992	1993
Lambuth	1-0-0	1.000	1932	1932
Mars Hill	3-0-0	1.000	1976	1979
Martin College	3-0-0	1.000	1938	1940
Maryville	2-0-0	1.000	1949	1950
Memphis	0-7-0	.000	1937	2014
Memphis Navy	2-0-0	1.000	1954	1957
Mercer	0-1-0	.000	2014	2014
Middle Tennessee	12-39-2	.245	1936	1997
MTSU Frosh	3-1-0	.750	1931	1937
Milligan	0-2-0	.000	1940	1950
Millikin	2-0-0	1.000	1950	1952
Missouri S&T	0-2-0	.000	2005	2006
Missouri State	0-1-0	.000	1989	1990
Missouri Valley	0-1-0	.000	1955	1955
Morehead State	17-27-0	.386	1962	2006
Murray State	14-34-0	.292	1953	2014
Murray State Frosh	1-4-2	.286	1930	1939
Newberry	1-0-0	1.000	2009	2009
Nicholls State	1-3-0	.250	1976	1984
North Alabama	6-13-0	.316	1949	1978
North Dakota State	0-1-0	.000	2008	2008
North Greenville	0-1-0	.000	2006	2006
Northwood (Mich.)	1-1-0	.500	1970	1971
Ohio	0-1-0	.000	2013	2013
Pensacola Navy	0-4-0	.000	1937	1940
Presbyterian	0-1-0	.000	1955	1955
Rose-Hulman	1-1-0	.500	1940	1941
St. Joseph's (Ind.)	2-3-0	.400	2001	2005
Samford	1-8-0	.111	1990	2007
South Florida	0-1-0	.000	2000	2000
Southeast Missouri	6-13-0	.316	1953	2014
Southeastern CC	2-0-0	1.000	1940	1941
Southern Illinois	2-5-0	.286	1938	1992
Stewart AFB	1-0-0	1.000	1952	1952
Stillman	0-1-0	.000	2004	2004
Temple	0-1-0	.000	1990	1990
Tennessee	0-1-0	.000	2013	2013
Tennessee State	6-11-0	.353	1988	2014
Tennessee Tech	18-30-0	.375	1938	2014
Tennessee Tech Frosh	3-0-0	1.000	1931	1936
Tennessee Wesleyan	2-2-1	.500	1938	1949
The Columbian (Ky.)	0-1-0	.000	2006	2006

Opponent	W-L-T	Pct.	First	Last
Toledo	0-1-0	.000	1988	1988
Troy	7-8-1	.469	1947	2002
Tusculum	1-0-0	1.000	1998	1998
Union (Tenn.)	5-6-0	.455	1937	1952
UT Martin	25-36-2	.413	1930	2014
Valparaiso	3-5-0	.375	1998	2005
Vanderbilt	0-1-0	.000	2013	2013
Vanderbilt Frosh	0-3-1	.125	1930	1946
Virginia Tech	0-1-0	.000	2012	2012
Virginia-Wise	2-1-0	.667	1999	2001
VMI	0-1-0	.000	2003	2003
West Alabama	3-0-0	1.000	1978	1986
Western Kentucky	6-35-1	.155	1940	2012
Western Ky. Frosh	0-4-0	.000	1930	1939
Wisconsin	0-1-0	.000	2010	2010
Youngstown State	2-7-0	.222	1973	2009

# SERIES HISTORIES

## AKRON

Overall: 2-5  
H: 0-3 | A: 2-2

11/1/80	W, 41-14	A
10/31/81	L, 19-23	H
11/20/82	L, 7-42	A
11/19/83	L, 3-26	H
11/17/84	W, 21-17	A
11/23/85	L, 14-17	H
11/8/86	L, 16-31	A

## ARKANSAS STATE

Overall: 2-5  
H: 2-0 | A: 0-5

1940	L, 0-13	A
1941	W, 34-0	H
1955	W, 19-6	H
1956	L, 13-27	A
1958	L, 0-16	A
11/22/80	L, 9-14	A
9/7/96	L, 0-24	A

## ARKANSAS TECH

Overall: 2-0  
H: 1-0 | A: 1-0

1956	W, 15-13	H
1957	W, 20-12	A

## ARKANSAS-MONTICELLO

formerly Arkansas A&M  
Overall: 4-2  
H: 2-0 | A: 2-2

1949	W, 7-0	A
1950	W, 23-21	H
1951	L, 6-38	A
1952	W, 20-7	A
11/1/69	L, 13-14	A
10/28/72	W, 17-6	H

## ATHENS

Overall: 2-0  
H: 1-0 | A: 1-0

1948	W, 24-7	A
1949	W, 40-7	H

## BETHEL (KY.)

Overall: 1-1  
H: 1-0 | A: 0-1

1930	L, 6-19	A
1931	W, 12-0	H

## BETHEL (TENN.)

Overall: 5-1  
H: 2-0 | A: 0-0 | U: 3-1

1931	W, 14-0	U
1936	L, 6-9	U
1946	W, 27-0	H
1947	W, 6-0	U
1948	W, 67-0	U
9/1/07	W, 43-19	H

## BUTLER

Overall: 2-1  
H: 1-0 | A: 1-1

10/12/02	W, 40-23	A
10/4/03	W, 28-7	H
10/2/04	L, 14-21	A

## CAMPBELLSVILLE

Overall: 2-4  
H: 0-3 | A: 2-1

8/29/98	L, 23-36	H
9/23/99	W, 36-35	A
8/30/01	L, 27-45	H
9/7/02	W, 45-36	A
9/6/03	L, 14-17	H
9/4/04	L, 14-27	A

## CARSON-NEWMAN

Overall: 3-6  
H: 2-2 | A: 1-4

1953	L, 14-18	H
1954	L, 6-13	A
9/24/60	L, 0-7	A
9/23/61	W, 10-7	H
9/22/62	L, 0-21	A
10/5/63	L, 0-7	H
10/3/64	W, 44-7	A
9/21/74	W, 28-17	H
9/20/75	L, 0-13	A

## CATAWBA

Overall: 0-2  
H: 0-1 | A: 0-1

9/9/00	L, 7-33	H
9/8/01	L, 0-37	A

## CENTRAL ARKANSAS

Overall: 0-1  
H: 0-1 | A: 0-0

9/13/75	L, 13-14	H
---------	----------	---

## CENTRAL FLORIDA

Overall: 1-1  
H: 0-1 | A: 1-0

10/29/83	L, 7-10	H
10/27/84	W, 24-21	A

## CENTRAL STATE

Overall: 1-0  
H: 1-0 | A:

11/5/11	W, 40-0	H
---------	---------	---

## CENTRE

Overall: 1-1  
H: 0-1 | A: 0-0 | U: 1-0

1948	W, 19-13	U
9/14/02	L, 13-20	H

## CHARLESTON (W.VA.)

Overall: 2-1  
H: 2-0 | A: 0-1

10/30/04	W, 28-20	H
9/3/05	L, 19-27	A
10/28/06	W, 49-10	H

## CHARLESTON SOUTHERN

Overall: 0-4  
H: 0-2 | A: 0-2

10/17/98	L, 14-17	H
10/15/99	L, 17-39	A
10/14/00	L, 20-42	H
10/13/01	L, 21-36	A

## CHATTANOOGA

Overall: 0-6  
H: 0-2 | A: 0-4

1958	L, 0-26	A
11/24/66	L, 17-27	A
9/16/67	L, 8-23	A
9/21/68	L, 13-41	H
9/14/13	L, 10-42	A
9/13/14	L, 6-42	H

## CINCINNATI

Overall: 0-5  
H: 0-0 | A: 0-5

9/7/85	L, 9-31	A
11/14/87	L, 10-42	A
9/17/88	L, 7-52	A
9/4/93	L, 10-42	A
9/3/11	L, 10-72	A

## CULVER-STOCKTON

Overall: 1-0  
H: 1-0 | A: 0-0

11/3/12	W, 56-0	H
---------	---------	---

## CUMBERLAND (TENN.)

Overall: 10-3-1  
H: 7-1 | A: 3-2 | U: 0-0-1

11/24/32	L, 0-7	H
10/10/36	W, 13-0	H
1937	L, 0-26	A
1946	W, 27-0	H
1946	W, 13-9	A
1947	T, 13-13	U
1948	W, 39-7	H
10/31/98	W, 29-21	A
9/2/99	W, 27-22	H
8/31/00	L, 3-7	A
8/29/02	W, 17-16	H
9/10/05	W, 24-15	H
9/9/06	W, 28-21	A
9/2/10	W, 38-6	H

## DAVIDSON

Overall: 2-5  
H: 1-2 | A: 1-3

11/13/99	L, 22-38	A
11/11/00	L, 7-22	H
11/10/01	L, 12-17	A
11/9/02	L, 28-49	H
10/25/03	W, 31-21	A
11/6/04	W, 20-17 [OT]	H
10/8/05	L, 6-44	A

## DAYTON

Overall: 1-7  
H: 1-3 | A: 0-4

9/19/98	W, 21-17	H
9/18/99	L, 21-49	A
10/7/00	L, 7-42	H
9/21/02	L, 0-42	H
9/20/03	L, 13-35	A
9/25/04	L, 0-40	H
9/17/05	L, 0-46	A
9/23/06	L, 23-28	A

## DELTA STATE

Overall: 2-2  
H: 1-1 | A: 1-0 | U: 0-1

1947	L, 13-28	U
1948	L, 7-48	H
1952	W, 39-7	A
1953	W, 20-0	H

## DRAKE

Overall: 0-1  
H: 0-0 | A: 0-1

9/24/05	L, 0-54	A
---------	---------	---

## EAST TENNESSEE

Overall: 12-14-2  
H: 8-6-1 | A: 4-8-1

1951	L, 12-13	A
1952	T, 6-6	H
1953	W, 21-13	A
1954	L, 7-28	H
1955	L, 0-6	A

1956	W, 13-7	H
1957	L, 7-13	A
1958	W, 25-19	H
1959	L, 14-44	H
11/5/60	L, 14-35	H
11/4/61	L, 14-21	A
11/3/62	L, 0-23	H
11/9/63	L, 7-8	A
11/7/64	W, 27-20	H
11/6/65	W, 21-7	A
11/5/66	W, 22-14	H
11/18/67	L, 0-37	H
11/23/68	L, 8-17	A
11/22/69	L, 12-14	H
11/21/70	L, 14-45	A
11/20/71	W, 33-0	H
11/18/72	L, 16-20	A
11/17/73	W, 28-13	H
11/23/74	T, 13-13	A
11/22/75	W, 37-21	H
11/20/76	W, 17-6	A
11/19/77	W, 24-10	H
11/18/78	W, 14-7	A

## EASTERN ILLINOIS

Overall: 3-12  
H: 1-7 | A: 2-5

9/27/58	W, 21-6	H
9/26/59	W, 12-8	A
9/10/88	L, 0-44	A
9/2/89	L, 0-36	H
9/5/92	L, 9-14	H
8/31/95	L, 13-31	H
11/2/96	L, 7-42	H
10/25/97	L, 14-42	A
11/15/08	W, 15-13	A
9/26/09	L, 20-30	H
10/30/10	L, 10-28	A
10/29/11	L, 10-19	H
9/29/12	L, 15-65	A
10/10/13	L, 7-63	H
9/20/14	L, 7-63	A

## EASTERN KENTUCKY

Overall: 4-42  
H: 3-19 | A: 1-23

10/23/59	L, 7-21	A
10/22/60	L, 13-27	H
10/21/61	L, 7-21	A
10/20/62	L, 7-14	H
9/21/63	L, 0-14	A
9/19/64	W, 26-0	H
9/18/65	*L, 30-35	A
9/17/66	L, 15-33	H
9/29/67	L, 0-37	A
10/5/68	L, 20-21	H
10/4/69	L, 10-29	A
10/3/70	L, 7-38	H
10/2/71	L, 9-14	A
9/30/72	L, 6-21	H
9/29/73	L, 7-24	A
10/5/74	L, 9-22	H
10/4/75	L, 0-49	A
10/2/76	L, 13-27	H
10/1/77	W, 20-17	A
9/30/78	L, 0-14	H
9/29/79	L, 10-35	A
10/4/80	L, 10-23	H
10/3/81	L, 14-41	A
10/2/82	L, 18-27	H
10/1/83	L, 14-31	A
9/29/84	L, 3-20	H
10/5/85	L, 10-20	A
11/1/86	L, 17-27	H

10/31/87	L, 7-50	A
10/8/88	L, 10-56	H
10/7/89	L, 20-45	A
11/3/90	L, 14-38	H
11/16/91	L, 0-21	A
11/14/92	L, 14-45	H
9/25/93	L, 7-48	A
9/24/94	L, 14-27	H
11/11/95	L, 0-28	A
11/16/96	L, 10-24	H
9/27/97	L, 3-56	A
11/10/07	L, 14-28	H
9/27/08	L, 10-13 [OT]	A
10/24/09	W, 24-20	H
11/20/10	L, 3-17	A
9/24/11	W, 23-17	H
10/13/12	L, 14-45	A
10/5/13	L, 3-38	A
10/4/14	L, 0-31	H

\* - Eastern Kentucky forfeited its 1965 victory against Austin Peay following season's end.

## FINDLAY

Overall: 1-1  
H: 1-0 | A: 0-1

10/28/67	L, 0-14	A
11/2/68	W, 47-20	H

## GARDNER-WEBB

Overall: 0-2  
H: 0-1 | A: 0-1

9/29/07	L, 13-20	A
9/13/08	L, 15-31	H

## GEORGETOWN (D.C.)

Overall: 0-1  
H: 0-0 | A: 0-1

11/14/98	L, 10-17	A
----------	----------	---

## GEORGETOWN (KY.)

Overall: 1-0  
H: 1-0 | A: 0-0

1949	W, 31-6	H
------	---------	---

## GEORGIA SOUTHERN

Overall: 0-1  
H: 0-0 | A: 0-1

9/6/08	L, 20-34	A
--------	----------	---

## HENDERSON STATE

Overall: 2-2  
H: 1-1 | A: 1-1

1953	W, 34-6	H
1954	W, 19-13	A
11/23/72	L, 8-34	A
9/8/73	L, 7-17	H

## ILLINOIS STATE

Overall: 0-3  
H: 0-0 | A: 0-3

10/27/90	L, 9-13	A
9/19/09	L, 7-38	A
9/27/14	L, 6-55	A

## INDIANA STATE

Overall: 1-1  
H: 0-0 | A: 1-1

9/16/89	L, 15-42	A
9/8/07	W, 32-17	A

# SERIES HISTORIES

## JACKSONVILLE

Overall: 2-6  
H: 0-4 | A: 2-2

10/3/98	W, 40-25	A
10/2/99	L, 21-28 [OT]	H
9/30/00	L, 24-28	A
9/29/01	L, 7-38	H
9/28/02	W, 20-16	A
10/18/03	L, 0-30	H
10/16/04	L, 14-31	A
10/22/05	L, 26-33	H

## JACKSONVILLE STATE

Overall: 6-16-3  
H: 4-6-2 | A: 2-10-1

1947	L, 6-7	A
1948	W, 14-13	H
1949	L, 7-19	A
1950	T, 13-13	H
1951	T, 6-6	A
1952	W, 20-7	H
1953	W, 47-16	A
1954	T, 14-14	H
1955	L, 0-20	A
1956	W, 7-0	H
1957	L, 0-20	A
1958	L, 6-8	H
1959	L, 14-15	A
10/15/60	W, 14-8	H
10/14/61	L, 6-21	A
10/27/62	L, 13-23	H
10/13/79	W, 21-13	A
10/11/07	L, 9-42	H
11/1/08	L, 22-35	A
10/31/09	L, 10-28	H
10/23/10	L, 3-56	A
10/15/11	L, 14-44	H
11/10/12	L, 23-38	A
11/2/13	L, 10-42	H
11/1/14	L, 0-56	A

## JAMES MADISON

Overall: 3-0  
H: 1-0 | A: 2-0

9/1/79	W, 10-6	A
9/20/80	W, 21-3	H
9/19/81	x W, 13-7	A

## KANSAS STATE

Overall: 1-0  
H: 0-0 | A: 1-0

9/5/87	W, 26-22	A
--------	----------	---

## KENTUCKY STATE

Overall: 8-0  
H: 7-0 | A: 1-0

9/12/81	W, 24-14	H
9/11/82	W, 31-24	A
9/17/83	W, 20-14	H
9/15/84	W, 14-0	H
11/2/85	W, 48-0	H
9/20/86	W, 24-7	H
9/3/88	W, 20-14	H
9/21/91	W, 17-6	H

## KENTUCKY WESLEYAN

Overall: 6-0  
H: 4-0 | A: 2-0

9/1/94	W, 62-7	H
10/23/99	W, 38-28	H
10/21/00	W, 42-31	A
10/20/01	W, 59-7	H
10/19/02	W, 23-21	A
9/27/03	W, 50-10	H

## KNOXVILLE COLLEGE

Overall: 2-0  
H: 2-0 | A: 0-0

9/12/92	W, 31-7	H
9/11/93	W, 28-19	H

## MARS HILL

Overall: 3-0  
H: 2-0 | A: 1-0

9/18/76	W, 22-0	H
9/17/77	W, 17-15	A
11/17/79	W, 27-6	H

## MARTIN COLLEGE

Overall: 3-0  
H: 1-0 | A: 0-0 | U: 2-0

1938	W, 51-0	U
9/23/39	W, 31-0	H
1940	W, 7-0	U

## MARYVILLE

Overall: 2-0  
H: 1-0 | A: 1-0

1949	W, 20-14	H
1950	W, 35-0	A

## MEMPHIS

formerly Memphis State  
Overall: 0-7  
H: 0-1 | A: 0-6

1940	L, 0-40	A
1941	L, 0-26	H
1947	L, 0-40	A
1956	L, 19-42	A
1957	L, 0-41	A
9/17/11	L, 6-27	A
8/30/14	L, 0-63	A

## MERCER

Overall: 0-1  
H: 0-0 | A: 0-1

10/11/14	L, 21-49	A
----------	----------	---

## MIDDLE TENNESSEE

Overall: 12-39-2  
H: 5-17-1 | A: 7-22-1

11/7/36	L, 0-27	A
11/5/37	L, 0-19	A
10/4/40	L, 6-35	A
10/10/41	L, 0-28	A
10/17/46	L, 9-42	A
1947	L, 0-33	H
10/13/50	L, 14-34	A
10/13/51	L, 6-27	H
10/8/54	T, 7-7	A
10/8/55	T, 14-14	H
9/21/56	L, 20-38	A
11/2/57	L, 0-14	H
9/20/58	L, 0-12	A
9/19/59	L, 0-36	A
9/17/60	L, 0-6	A
9/16/61	L, 7-40	H
9/15/62	L, 0-28	A
11/2/63	L, 0-27	H
10/31/64	W, 9-7	A
10/30/65	L, 20-24	H
10/29/66	W, 13-7	A
10/21/67	L, 20-34	H
10/26/68	W, 46-13	A
10/25/69	W, 20-17	H
10/24/70	L, 0-44	A
10/23/71	L, 7-19	H
10/21/72	L, 6-24	A
10/20/73	L, 20-23	H
10/26/74	L, 16-45	A

10/25/75	W, 17-13	H
10/30/76	W, 21-9	A
10/29/77	L, 6-15	H
10/28/78	W, 28-17	A
10/27/79	W, 31-14	H
10/25/80	W, 7-3	A
10/24/81	W, 14-9	H
10/23/82	L, 7-24	A
10/22/83	L, 17-31	H
10/20/84	W, 16-7	A
10/26/85	L, 14-17	H
10/4/86	W, 7-0 [OT]	H
10/3/87	L, 16-38	A
10/22/88	L, 0-36	H
10/21/89	L, 7-46	A
10/20/90	L, 7-56	H
10/12/91	L, 8-23	H
10/10/92	L, 10-49	A
11/6/93	L, 10-44	A
11/5/94	L, 3-28	H
10/7/95	L, 0-43	H
10/12/96	L, 14-50	A
11/8/97	L, 10-59	A
9/11/10	L, 33-56	A

## MILLIGAN

Overall: 0-2  
H: 0-0 | A: 0-1 | U: 1-0

1940	L, 0-12	A
1950	L, 6-7	U

## MILLIKIN

Overall: 2-0  
H: 1-0 | A: 1-0

1950	W, 35-6	H
1952	W, 40-7	A

## MISSOURI S&T

formerly Missouri-Rolla  
Overall: 0-2  
H: 0-1 | A: 0-1

10/29/05	L, 3-45	H
10/14/06	L, 14-21	A

## MISSOURI STATE

formerly Southwest Missouri  
Overall: 0-2  
H: 0-1 | A: 0-1

9/23/89	L, 3-41	H
9/22/90	L, 7-24	A

## MISSOURI VALLEY

Overall: 0-1  
H: 0-1 | A: 0-0

1955	L, 2-20	H
------	---------	---

## MOREHEAD STATE

Overall: 17-27  
H: 10-9 | A: 7-18

10/13/62	L, 7-36	A
10/19/63	L, 0-7	H
10/17/64	L, 13-14	A
10/16/65	W, 26-21	H
10/15/66	L, 10-21	A
10/7/67	W, 10-8	A
10/12/68	W, 17-16	H
10/11/69	L, 18-29	A
10/10/70	L, 6-24	H
10/9/71	L, 0-22	A
10/7/72	L, 21-31	H
10/6/73	L, 22-23	A
10/12/74	W, 17-15	H
10/11/75	W, 20-10	A
10/9/76	W, 27-13	H
10/8/77	W, 21-7	A
10/7/78	W, 19-16	H

10/6/79	L, 0-7	A
10/11/80	W, 23-21	H
10/10/81	W, 42-28	A
10/9/82	W, 17-16	H
10/8/83	W, 14-3	A
10/6/84	W, 21-14	H
10/12/85	W, 14-10	A
10/11/86	L, 10-27	A
10/10/87	W, 20-13 [OT]	H
10/29/88	L, 6-43	A
10/28/89	*L, 22-23	H
10/13/90	L, 7-34	A
11/2/91	L, 14-33	A
10/31/92	L, 34-41	H
10/23/93	L, 10-23	A
10/22/94	W, 73-6	H
10/28/95	L, 13-26	A
9/4/97	L, 43-55	A
9/3/98	L, 21-44	H
10/31/99	L, 7-47	A
10/28/00	L, 10-73	H
10/27/01	L, 24-29	A
10/26/02	L, 25-45	H
10/11/03	L, 0-49	A
10/9/04	L, 14-28	H
10/15/05	L, 12-44	A
11/11/06	W, 23-21	A

\* - Morehead State forfeited its 1989 victory against Austin Peay following season's end.

## MURRAY STATE

Overall: 14-34  
H: 10-14 | A: 4-20

1953	L, 13-33	H
1954	L, 7-44	A
1955	L, 13-20	H
1956	L, 27-33	A
9/28/63	L, 0-14	A
9/25/64	W, 26-10	H
9/25/65	W, 23-6	A
9/24/66	W, 49-0	H
11/4/67	W, 37-20	A
11/9/68	W, 56-35	H
11/8/69	L, 41-53	A
11/7/70	W, 45-7	H
11/6/71	L, 6-16	A
11/4/72	W, 33-20	H
11/3/73	L, 19-31	A
11/9/74	L, 8-16	H
11/8/75	L, 10-14	A
11/6/76	L, 13-23	H
11/5/77	W, 13-0	H
11/4/78	W, 23-17	H
11/3/79	L, 10-24	A
11/8/80	W, 24-0	H
11/7/81	L, 29-34	A
11/6/82	L, 7-21	H
11/5/83	W, 17-16	H
11/3/84	L, 13-20 [OT2]	A
11/9/85	L, 6-14	H
11/22/86	L, 14-24	H
11/21/87	L, 0-40	A
11/19/88	L, 3-19	H
11/18/89	L, 43-49	A
11/17/90	L, 24-31 [OT3]	H
11/23/91	W, 27-9	H
10/3/92	L, 10-27	A
10/9/93	L, 14-38	A
10/8/94	L, 14-29	H
9/30/95	L, 17-45	H
10/5/96	L, 7-51	A
10/12/97	L, 0-51	A
11/12/05	L, 6-42	A

11/17/07	W, 23-17	A
10/4/08	L, 12-32	H
11/7/09	L, 17-27	A
11/13/10	L, 35-61	H
11/12/11	L, 24-56	A
10/6/12	L, 14-52	H
10/18/13	L, 3-31	A
10/18/14	W, 20-13	H

## NEWBERRY

Overall: 1-0  
H: 1-0 | A: 0-0

9/5/09	W, 34-23	H
--------	----------	---

## NICHOLLS STATE

Overall: 1-3  
H: 1-1 | A: 0-2

10/23/76	L, 0-7	A
10/22/77	L, 13-15	H
10/18/80	W, 35-16	H
9/22/84	L, 6-31	A

## NORTH ALABAMA

formerly Florence State  
Overall: 6-13  
H: 4-6 | A: 2-7

1949	W, 27-6	A
1950	W, 6-0	H
1951	L, 7-27	A
1952	L, 0-9	H
1953	L, 13-14	A
1954	L, 7-13	H
1955	L, 7-13	A
1956	W, 19-6	H
1957	L, 13-40	A
1958	L, 13-20	H
1959	L, 8-22	A
11/12/60	L, 34-35	H
11/11/61	L, 8-14	A
11/10/62	L, 0-17	H
10/19/74	W, 20-14	H
10/18/75	L, 6-23	A
10/16/76	W, 21-14	H
10/15/77	W, 13-6	A
10/14/78	L, 6-10	H

## NORTH DAKOTA STATE

Overall: 0-1  
H: 0-0 | A: 0-1

8/28/08	L, 6-41	A
---------	---------	---

## NORTH GREENVILLE

Overall: 0-1  
H: 0-1 | A: 0-0

11/4/06	L, 35-44	H
---------	----------	---

## NORTHWOOD (MICH.)

Overall: 1-1  
H: 1-0 | A: 0-1

10/31/70	W, 24-14	H
10/30/71	L, 14-17	A

## OHIO

Overall: 0-1  
H: 0-0 | A: 0-1

9/21/13	L, 0-38	A
---------	---------	---

## PRESBYTERIAN

Overall: 0-1  
H: 0-1 | A: 0-0

1955	L, 7-13	H
------	---------	---

# SERIES HISTORIES

## ROSE-HULMAN

formerly Rose Polytechnic

Overall: 1-1

H: 1-0 | A: 0-1

1940	W, 14-7	H
1941	L, 7-22	A

## SAMFORD

Overall: 1-8

H: 0-3 | A: 1-5

9/29/90	L, 9-28	A
11/12/94	L, 36-43	A
9/9/95	L, 32-42	H
9/14/96	L, 10-12	A
9/13/97	L, 13-21	H
9/12/98	L, 7-47	A
9/11/99	L, 0-51	H
9/14/06	L, 10-17	A
10/20/07	W, 28-25	A

## SOUTH FLORIDA

Overall: 0-1

H: 0-0 | A: 0-1

11/18/00	L, 0-59	A
----------	---------	---

## SOUTHEAST MISSOURI

Overall: 6-13

H: 2-8 | A: 4-5

1953	L, 6-19	A
10/2/65	W, 50-7	H
10/1/66	W, 28-27	A
9/28/91	W, 24-21	H
9/26/92	W, 21-16	A
10/30/93	L, 7-17	H
10/29/94	L, 10-31	A
9/23/95	L, 23-38	H
9/28/96	L, 13-17	A
11/1/97	L, 0-31	H
9/2/06	L, 13-38	H
11/3/07	W, 34-31 [OT2]	A
11/22/08	L, 30-33	H
10/10/09	W, 24-14	A
10/16/10	L, 24-41	H
10/22/11	L, 13-17	A
10/27/12	L, 27-48	H
11/16/13	L, 34-36	H
11/15/14	L, 7-42	A

## SOUTHERN ILLINOIS

Overall: 2-5

H: 0-3 | A: 2-2

11/19/38	W, 12-9	A
11/18/39	W, 25-6	A
9/21/57	L, 12-25	H
9/6/86	L, 17-24	A
9/19/87	L, 3-10	H
9/14/91	L, 17-21	H
9/19/92	L, 7-37	A

## ST. JOSEPH'S (IND.)

Overall: 2-3

H: 1-2 | A: 1-1

11/3/01	L, 14-17	H
11/2/02	W, 45-0	A
11/1/03	W, 17-0	H
10/23/04	L, 12-50	A
11/5/05	L, 14-42	H

## STILLMAN

Overall: 0-1

H: 0-0 | A: 0-1

11/13/04	L, 17-24	A
----------	----------	---

## TEMPLE

Overall: 0-1

H: 0-0 | A: 0-1

9/15/90	L, 0-28	A
---------	---------	---

## TENNESSEE WESLEYAN

Overall: 1-0

H: 0-0 | A: 0-0 | U: 1-0

1941	W, 24-6	U
------	---------	---

## TENNESSEE

Overall: 0-1

H: 0-0 | A: 0-1

8/31/13	L, 0-45	A
---------	---------	---

## TENNESSEE STATE

Overall: 6-11

H: 5-3 | A: 1-7

11/5/88	W, 16-12	H
11/4/89	L, 10-38	A
10/6/90	L, 7-33	H
10/26/91	W, 31-17	H
10/17/92	L, 14-35	A
10/16/93	L, 16-21	H
10/15/94	L, 22-26	A
10/21/95	W, 28-6	H
10/26/96	L, 14-38	A
9/15/07	L, 32-33 [OT]	H
10/18/08	L, 34-37	A
11/14/09	W, 24-21	H
9/18/10	W, 26-23	A
10/1/11	W, 37-34	H
9/15/12	L, 14-34	A
11/9/13	L, 6-31	A
11/8/14	L, 27-31	H

## TENNESSEE TECH

Overall: 18-30

H: 8-16 | A: 10-13 | U: 0-1

1938	L, 0-27	A
1939	L, 0-25	U
1954	L, 13-27	H
1955	L, 6-37	A
1956	L, 7-17	H
11/16/63	L, 13-28	A
11/14/64	W, 29-0	H
11/13/65	W, 23-12	A
11/12/66	W, 20-15	H
11/11/67	L, 13-38	A
11/16/68	L, 0-10	H
11/15/69	L, 20-56	A
11/14/70	W, 10-6	H
11/13/71	L, 12-37	A
11/11/72	L, 7-19	H
11/10/73	L, 12-31	A
11/16/74	L, 7-28	H
11/15/75	L, 0-20	A
11/13/76	L, 13-31	H
11/12/77	W, 24-21	A
11/11/78	L, 14-28	H
11/10/79	W, 21-14	A
11/15/80	W, 13-10	H
11/14/81	L, 24-29	A
11/13/82	W, 31-27	H
11/12/83	W, 21-7	A
11/10/84	W, 27-7	H
11/16/85	W, 24-20	A
11/15/86	W, 23-13	A
9/26/87	L, 9-14	H
11/12/88	W, 10-6	A
11/11/89	L, 15-17	H
11/10/90	L, 14-20 [OT]	A
10/19/91	L, 7-32	A
10/24/92	L, 0-10	H
10/2/93	L, 17-35	H

10/1/94 • W, 34-27 A

10/14/95 • W, 20-17 A

10/19/96 • L, 17-23 H

10/4/97 L, 3-36 H

10/6/07 • W, 30-27 A

10/25/08 • W, 31-28 H

10/3/09 • L, 23-31 A

10/9/10 • L, 21-34 H

11/19/11 • L, 7-49 A

11/17/12 • W, 38-31 H

11/23/13 • L, 0-34 A

11/22/14 • L, 15-41 H

## TENNESSEE WESLEYAN

Overall: 2-2-1

H: 2-0-1 | A: 0-2

1938	T, 6-6	H
1946	L, 0-6	A
1947	W, 6-0	H
11/25/48	L, 13-14	A
1949	W, 64-19	H

## THE CUMBERLANDS

Overall: 0-1

H: 0-1 | A: 0-0

10/21/06	L, 26-27 [OT]	H
----------	---------------	---

## TOLEDO

Overall: 0-1

H: 0-0 | A: 0-1

10/15/88	L, 14-38	A
----------	----------	---

## TROY

formerly Troy State

Overall: 7-8-1

H: 3-1-1 | A: 4-7

1947	L, 7-13	A
1948	W, 18-7	A
1949	L, 0-6	A
1951	L, 13-20	A
1952	W, 26-7	A
1956	L, 13-14	A
1957	W, 33-0	H
1958	W, 12-10	A
1959	L, 7-13	H
10/29/60	W, 13-7	A
10/28/61	W, 21-6	H
9/20/69	T, 16-16	H
9/19/70	L, 0-28	A
9/18/71	W, 34-0	H
9/16/72	L, 0-27	A
10/5/02	L, 3-41	A

## TUSCULUM

Overall: 1-0

H: 1-0 | A: 0-0

11/7/98	W, 20-7	H
---------	---------	---

## UNION (TENN.)

Overall: 3-9

H: 2-1 | A: 3-2 | U: 0-3

1937	L, 19-20	H
1938	L, 0-19	A
1939	L, 6-33	U
1940	L, 0-28	A
1941	L, 0-34	U
1947	L, 7-26	U
1948	W, 18-7	A
1949	W, 20-0	H
1950	W, 28-13	A
1951	W, 56-0	H
1952	W, 40-7	A

## UT MARTIN

formerly UT Junior College

Overall: 25-36-2

H: 13-18 | A: 9-15 | U: 3-3-2

1930	L, 0-30	U
11/26/31	T, 0-0	U
1932	T, 6-6	U
1936	L, 0-18	A
1936	L, 0-32	U
1937	L, 14-20	U
1938	W, 14-13	U
1939	W, 7-0	H
1940	W, 20-0	H
1941	W, 13-0	U
1946	W, 33-0	H
1946	W, 14-0	A
1947	W, 20-7	H
1948	W, 39-0	U
1959	L, 10-21	H
10/1/60	L, 7-13	A
9/30/61	L, 7-14	H
9/29/62	L, 0-16	A
11/23/63	W, 20-6	H
11/21/64	W, 35-0	A
11/20/65	W, 49-0	H
11/19/66	W, 17-13	A
11/23/67	L, 6-47	H
11/28/68	W, 9-7	A
9/13/69	L, 6-7	H
10/17/70	L, 21-22	A
10/16/71	L, 3-17	H
10/14/72	W, 18-6	A
10/27/73	L, 0-26	H
11/2/74	L, 26-31	A
11/1/75	L, 15-24	H
9/11/76	L, 0-24	A
9/10/77	L, 10-23	H
9/9/78	W, 21-14	A
9/8/79	W, 34-7	H
9/13/80	L, 20-24	A
11/21/81	W, 28-14	H
9/18/82	L, 14-17	H
9/10/83	W, 45-6	A
9/8/84	W, 13-10	H
9/14/85	W, 13-7	A
9/13/86	W, 36-0	H
9/12/87	L, 10-30	A
9/9/89	L, 0-21	A
9/8/90	L, 10-24	H
11/9/91	L, 28-34	A
11/21/92	W, 32-18	H
11/20/93	L, 33-39 [OT2]	H
11/19/94	W, 27-21	A
11/18/95	L, 28-31	A
11/23/96	W, 55-24	H
11/15/97	L, 26-36	H
8/28/03	L, 20-21	A
9/18/04	L, 14-31	H
9/30/06	L, 10-20	H
9/22/07	W, 17-14	H
9/20/08	L, 17-31	H
11/21/09	L, 38-48	A
11/6/10	L, 12-28	H
10/8/11	L, 23-61	A
9/22/12	L, 6-31	H
10/26/13	L, 14-38	H
10/25/14	L, 7-37	A

## VALPARAISO

Overall: 3-5

H: 2-2 | A: 1-3

11/21/98	L, 0-39	A
11/20/99	L, 23-52	H
9/23/00	L, 28-35	A
9/22/01	W, 37-13	H
11/16/02	W, 28-24	A
9/13/03	L, 14-38	H
9/11/04	L, 14-24	A
10/1/05	W, 30-20	H

## VANDERBILT

Overall: 0-1

H: 0-0 | A: 0-1

9/7/13	L, 3-38	A
--------	---------	---

## VIRGINIA TECH

Overall: 0-1

H: 0-0 | A: 0-1

9/8/12	L, 7-42	A
--------	---------	---

## VIRGINIA-WISE

Overall: 2-1

H: 1-0 | A: 1-1

11/6/99	L, 28-34	A
11/4/00	W, 35-25	H
10/6/01	W, 35-26	A

## VMI

Overall: 0-1

H: 0-0 | A: 0-1

11/8/03	L, 7-48	A
---------	---------	---

## WEST ALABAMA

formerly Livingston State

Overall: 3-0

H: 2-0 | A: 1-0

10/21/78	W, 13-3	A
10/20/79	W, 14-0	H
9/21/85	W, 28-22	H

## WESTERN KENTUCKY

Overall: 6-35-1

H: 6-15-1 | A: 0-19-1 | U: 0-1

1940	L, 0-20	U
1941	L, 0-38	H
1946	L, 6-27	H
1958	L, 16-34	A
1959	L, 12-20	H
10/8/60	L, 6-34	A
10/7/61	L, 6-26	H
10/6/62	L, 13-21	A
10/12/63	L, 14-34	H
10/10/64	• T, 6-6	A
10/9/65	W, 38-6	H
10/8/66	L, 3-7	A
9/23/67	L, 6-31	H
9/28/68	L, 0-42	A
9/27/69	W, 28-27</	

## SERIES HISTORIES

10/1/88	L, 3-28	A
9/30/89	L, 0-49	A
9/7/91	W, 18-14	H
9/18/93	L, 27-28	H
9/17/94	L, 3-21	A
9/16/95	W, 38-34	H
9/21/96	L, 2-34	H
9/20/97	L, 7-53	A
9/26/98	L, 14-56	A
11/18/06	L, 14-24	A
9/1/12	L, 10-49	A

### WISCONSIN

Overall: 0-1		
H: 0-0   A: 0-1		
9/25/10	L, 3-70	A

### YOUNGSTOWN STATE

Overall: 2-7		
H: 2-2   A: 0-5		
9/15/73	W, 16-7	H
9/14/74	L, 7-24	A
10/16/82	L, 9-31	H
10/15/83	L, 19-41	A

10/13/84	L, 13-16 [OT]	H
10/19/85	L, 14-35	A
10/18/86	W, 13-10	H
10/17/87	L, 18-20	A
9/12/09	L, 21-38	A

## HOMECOMING CONTESTS

### ■ HOMECOMING

Austin Peay's first "Homecoming" game occurred in 1932 when the Govs hosted Cumberland at Murland Field. However, it wasn't until 1946, along with a move to Municipal (now Governors) Stadium, that Homecoming took its current form and became an annual event on the Austin Peay calendar. Each Fall since 1946, Austin Peay has staged Homecoming week events culminating in an annual Homecoming Parade followed by the Homecoming football game.

Opponent	Date	Result
Vanderbilt Frosh	1946	L, 12-45
UT Junior College	1947	W, 20-7
Delta State	1948	L, 7-48
Athens	1949	W, 40-7
Millikin	1950	W, 35-6
Union (Tenn.)	1951	W, 56-0
Jacksonville State	1952	W, 20-7
Carson-Newman	1953	L, 14-18
Jacksonville State	1954	T, 14-14
Murray State	1955	L, 13-20
Jacksonville State	1956	W, 7-0
Troy State	1957	W, 33-0
East Tennessee	1958	W, 25-19
Troy State	1959	L, 7-13
Eastern Kentucky	10/22/60	L, 13-27
Troy State	10/28/61	W, 21-6
Jacksonville State	10/27/62	L, 13-23
Morehead State •	10/19/63	L, 0-7
Tennessee Tech •	11/14/64	W, 29-0
Middle Tennessee •	10/30/65	L, 20-24
East Tennessee •	11/5/66	W, 22-14
East Tennessee •	11/18/67	L, 0-37
Tennessee Tech •	11/16/68	L, 0-10
East Tennessee •	11/22/69	L, 12-14
Murray State •	11/7/70	W, 45-7

Opponent	Date	Result
East Tennessee •	11/20/71	W, 33-0
Tennessee Tech •	11/11/72	L, 7-19
Middle Tennessee •	10/20/73	L, 20-23
Murray State •	11/9/74	L, 8-16
Middle Tennessee •	10/25/75	W, 17-13
Murray State •	11/6/76	L, 13-23
Middle Tennessee •	10/29/77	L, 6-15
Murray State •	11/4/78	W, 23-17
Middle Tennessee •	10/27/79	W, 31-14
Murray State •	11/8/80	W, 24-0
Middle Tennessee •	10/24/81	W, 14-9
Murray State •	11/6/82	L, 7-21
Central Florida	10/29/83	L, 7-10
Tennessee Tech •	11/10/84	W, 27-7
Kentucky State	11/2/85	W, 48-0
Western Kentucky	10/25/86	L, 20-34
Western Kentucky	10/24/87	L, 0-27
Middle Tennessee •	10/22/88	L, 0-36
Morehead State •	10/28/89	*L, 22-23
Middle Tennessee •	10/20/90	L, 7-56
Middle Tennessee •	10/12/91	L, 8-23
Tennessee Tech •	10/24/92	L, 0-10
Southeast Missouri •	10/30/93	L, 7-17
Morehead State •	10/22/94	W, 73-6
Middle Tennessee •	10/7/95	L, 0-43

Opponent	Date	Result
Tennessee Tech •	10/19/96	L, 17-23
Tennessee Tech	10/4/97	L, 3-36
Charleston Southern	10/17/98	L, 14-17
Kentucky Wesleyan	10/23/99	W, 38-28
Charleston Southern	10/14/00	L, 20-42
St. Joseph's (Ind.)	11/3/01	L, 14-17
Davidson •	11/9/02	L, 28-49
St. Joseph's (Ind.)	11/1/03	W, 17-0
Davidson •	11/6/04	W, 20-17 [OT]
St. Joseph's (Ind.)	11/5/05	L, 14-42
North Greenville	11/4/06	L, 35-44
UT Martin •	9/22/07	W, 17-14
Tennessee Tech •	10/25/08	W, 31-28
Jacksonville State •	10/31/09	L, 10-28
Tennessee Tech •	10/9/10	L, 21-34
Eastern Illinois •	10/29/11	L, 10-19
Southeast Missouri •	10/27/12	L, 27-48
UT Martin •	10/26/13	L, 14-38
Tennessee State •	11/8/14	L, 27-31

\* - Morehead State forfeited its 1989 victory against Austin Peay following season's end.

## CHARITY BOWL vs. FORT CAMPBELL

### ■ FORT CAMPBELL SERIES: THE CHARITY BOWL

In 1954, Austin Peay and Fort Campbell began an annual series known as the Charity Bowl played at then Municipal Stadium (now Governors Stadium). The Charity Bowl was arranged by the Clarksville Charity Committee with each group receiving one-third of the proceeds from the annual meeting.

The first game was a success with Municipal Stadium stands full on both sides and the Bowl became a Thanksgiving tradition for the next 11 seasons.

In that first game, the champions of Fort Campbell's Regimental League played in the contest, with the 508th Airborne Infantry Regiment earning the honor. After the first season, a Regimental All-Star team was selected to compete in the annual affair.

### FORT CAMPBELL

Overall: 6-7		
1949	W, 20-6	H
1951	L, 0-26	H
11/25/54	W, 13-12	H
11/24/55	W, 32-13	H
11/22/56	W, 26-7	H
11/28/57	W, 23-0	H
11/27/58	L, 0-19	H
11/26/59	L, 0-25	H
11/24/60	L, 13-14	H
11/23/61	L, 6-44	H
11/22/62	L, 7-19	H
11/28/63	L, 0-5	H
11/26/64	W, 15-14	H

# GOVERNORS ALL-TIME ROSTER

**NOTES:** Austin Peay football began play during the 1930 season. The following list contains all student-athletes who have played since 1946, when football returned following World War II. The Austin Peay Sports Information Office is currently researching the period prior to World War II to complete the all-time roster.

## A

Russ Aaron	1975-78
Kevin Abney	2003
Ashlon Adams	2009-12
Brett Adams	1998
Travis Adams	1997
Hal Adkins	1980-83
Mike Adragna	1983-85
Mike Akers	1972-73
Chris Alderson	1979-82
Jacob Aldridge	2005
Bob Alexander	1952-56
Carlos Alexander	1959-60
Fred Alexander	1960-61
Jim Alexander	1967-68
Ardell Allen	1989
Demarion Allen	2014-
Mike Allen	1997-00
Vince Allen	1983-86
Leonard Amarth	2012-13
Zach Amis	2011-14
Dustin Anderson	1998-99
Elzie Anderson	1987-88
Glenn Anderson	1978-79
Stacy Anderson	1996
Elijah Annor	2014-
Rudi Argenti	1956-60
Richie Armstrong	1987
Willie Armstrong	1981-83
Curt Askew	1999
Gary Askew	2005
Harley Autry	2005
Don Averitt	1967-68
Todd Avery	2003-04
James Avril	1993
C.D. Aydelott	1949-50

## B

Jake Bacon	1999-02
Josh Baggett	2001
Jay Bailey	2000-02
Ron Bailey	1973-76
Brian Baker	1998-01
Jim Baker	1979-81
Ray Baker	1951-53
Rupert Baker	1960-62
Carlton Balthrop	1949-52
Craig Bangston	1970
Jimmie Banks	1966-67
William Bardill	1948-49
Bo Barker	1994-95
James Barker	2008-11
Patrick Barkley	2005
Jim Barlow	1981-84
David Barnes	1995-96
Frank Barnes	1982-83
Harold Barnwell	1988
Reid Barr	1985-87
Bud Barrett	1946-48
Kelly Barrett	1988-90
Walter Bass	1981
Greg Baugh	1980, 83-84
Bob Baumgartner	1957-60
Buddy Baumgarner	1973-74

Broderick Bayless	1979
Chuck Beach	1972
Josh Beach	1997-98
Bunky Beasley	1990-92
Terrio Beasley	2003-04
Mike Backer	1984
Jared Beard	2014-
Daniel Becker	2006-09
Bruce Belitz	2006-08
Clinton Bell	1977-80
Homer Bell	1947-50
Joe Bell	2001-03
John Bell	2007-08
Johnny Bell	1998-00
Ronnie Bell	1966
Steve Bell	1968-69
Billy Bennett	1947-50
Butch Bennett	1966-68
Jeremy Bentley	2005
Virgil Benton	1972
Roy Berkemeier	1984-87
Mike Bernikow	1975-76
Ray Berube	1988
Montrell Besley	2001-03
Mike Betts	1975-78
Bob Bible	1975-77
Tommy Bigham	1963-66
Jim Billet	1972
Waldo Binkley	1947-50
Alfred Bins	1975-76
Chris Black	1997-98
Larry Black	1963-65
Thomas Black	2001-03
Bill Blair	1969-72
Mike Blair	1983-86
Ron Blair	1998-01
Shatu Blake	1990-92
Harris Blakley	1949-52
Frank Blick	1976
Rodney Bly	1984-87
Bobby Boddie	1988-91
Tom Boggeln	1998
Ray Bonar	1997
Javier Booker	2013-14
Neal Booker	1992-94
Darrien Boone	2014-
Roderick Boose	1997-98
James Bosworth	2003-04
Ben Boswell	1969-72
Merwin Bourne	1947-50
Darrell Bowie	1984-86
Dusty Bowling	1997
Bill Boyd	1953
Malik Boynton	2014-
Dusty Brady	2006-08
Hunter Branch	2011-14
Steve Brewer	1976-78
Creson Briggs	1947-49
Bert Britton	1998-01
Chad Broadrick	2005
Brent Brock	1999-00
Danny Brock	1977-80
Michael Brooks	1999-02
Richard Brooks	1986
Robbie Brooks	2002-03
Stanley Brooks	2006-09
Glyn Broome	1948-51
Antonio Brown	1985
Bobby Brown	1952-55
Brandon Brown	1994
Bucky Brown	1955-56
Donald Brown	1978-80

Dontavious Brown	2010, 13
John Brown	1982
O.C. Brown	2012
Robert Brown	1972
Russel Brown	1978-79
Wayne Brown	1961-63
Tony Brunetti	1989-92
Jerry Bryant	1978-80
Jerry Bryant	1984-85
Rob Bryant	2011-13
Kevis Buckley	2006-09
Jeff Buffalo	1988-89
Brad Buky	1973-74
Clayton Bullard	2005-08
Steve Bullard	1977-78
Reese Bulmash	2010-13
Ed Bunio	1962-64
Charlie Burchett	1946
Dan Burden	1957-59
John Burgess	1982
Zac Burkhardt	2009-12
Moulton Burlison	1959-60
John L. Burns	1946
Stan Burns	1976-79
Jason Busby	1998-00, 02
Pratt Busby	1958-59
Pete Bush	1963-65
Jack Bushofsky	1958-60
Ulysses Butler	1989, 92
Tommy Buttery	2004
Bobby Byrd	1963-65
Kaelin Byrd	1982

## C

Trent Caffee	2007-10
Shawn Cage	1995-96
Matt Cahal	1987
Buddy Calvin	1966, 68
Ben Campbell	2011-14
Mike Campbell	1976
Joe Carlini	2002-04
Eddie Carlton	1978-79
Montez Carlton	2011-14
Fay Ray Caroland	1963
DeAndre Carroll	2011-14
Josh Carroll	2010-13
Teddy Carruthers	2000, 02-04
Chris Carter	2010
D.J. Carter	1990-93
Fred Carter	1991-92
Kevin Carter	1975-77
Kevin Carter	2005-07
Martels Carter	1998-99
Roscoe Carter	2007-08
Steve Carter	1975-76
Rico Caruthers	1996
Calvin Carver	1974
Charles Cates	1955-57
Louis Catignani	1946-48
William Cephus	1991-92
Steve Chandler	1970-72
Marlin Chapman	1982-85
Gordon Chatman	1984
Ladarius Chatman	2013
Michael Chatman	2004
Cody Chilcutt	1988
Tim Chilcutt	1963-65
Chad Choate	1948-49, 50
Tracy Christa	1986-87
Randy Christophel	1975-78
Rick Christophel	1971, 73-74
Rob Christophel	1981-82

James Church	1980-81
Darryl Clack	2011-13
Damien Clark	2013
Kwasi Clark	1997-99
Nick Clark	2006-09
Ron Clark	1984-87
Tyreon Clark	2010-13
Ron Clary	1951, 54
Alvin Clay	1986, 88-90
Jordan Clayton	2007
Claude Clements	1963-65
Tyler Clendenen	2011-12
Branden Clifton	2004
Fred Clinard	1951
Harry Clyott	1949
Henry Clyott	1948
Rocky Cobb	1963-64
Cosmo Cochran	1977-80
Joe Coehlo	2008
Ross Coffee	2005-06
Jim Cole	1959
Lance Cole	1989, 91-93
Mike Cole	1987-88
James Coleman	2014-
Rashaan Coleman	2013-
Rick Coleman	1976-78
Bud Coley	1959-61
Dan Coley	1974
Ben Collins	2007-10
Rodney Collins	1967-69
Jack Collins	1952-53
Brian Colon	1996
Todd Conway	1989-90
Don Cook	1973
Paul Cooley	1971-73
Dick Cooper	1948-49
William Cooper	2012
Samuel Cooper	2013-14
J.B. Cone	1968
Tony Contadino	1971-74
Chad Corley	1994
Al Corso	1953-56
Sean Counihan	1990-93
Jay Courtney	2006-09
Rodney Courtard	2012-
Mark Covington	1975-77
Richard Covington	1951
Chuck Cowart	1983-86
John Crabbe	1992-95
Joe Crabtree	1946
Bill Craig	1949
Chris Cranford	1998
Carlos Crawford	2004
Mikhail Creech	2012-14
Jimbo Crook	1979
John Cron	1956
Clinton Cross	1985-86
Eric Cross	1991-93
Cunningham Crow	1955-57
Derrick Crutchfield	1989
Jeff Crutchfield	1988-91
Justin Cunningham	2006-09
Mark Cunningham	2004-07
Pat Curran	2001-04
Kris Currie	2002
Landon Curtis	2011

## D

Bob Dagley	1992
Patrick Dalton	2014
Eric Dance	1989-90
Mark Daniel	1977-80

# GOVERNORS ALL-TIME ROSTER

Richard Darden	1989-92
Ray Darnell	1948-50
Walt Davic	1959
Donald David	2005-07
Johnny Davis	1997
LaDarius Davis	2006-09
Tim Davis	1999
Tyrone Davis	1996
J.D. Dawson	1994-95
Jim Dawson	1982
Josh Day	2009
Justin Deardorff	2000-03
Steve Deavor	1959-62
Sonny Defilippis	1979-80
Mike Dent	2006
Don Derrick	1974-77
Paul Derrick	2002-04
Bill Desmond	1988
Doyle Dickerson	1971
Jacob Dickson	1994-96
Darrick Dillard	2010-11
Tommy Dillard	1964-65
Bucky Dixon	1990-91
Kennedie Dixon	2007-09
Derek Dobbs	2004
Tommy Dobbs	1963-66
Greg Dolberry	1993-95
Ronnie Dollar	1960
Tom Donnelly	1961-62
Brandon Doom	1996-99
Jeff Doss	1979
Jake Dotson	1998-99
Don Downum	1973
Roy Dowery	1993
Robert Downes	2002-04
Tom Dozier	1970-71
Mark Drain	1987
Bill Drebushinko	1951-52
Amos Drummond	1981
Jimmy Drye	1948-50
Jerome Duguid	1977-80
Travis Dumke	2005-08
Landon Dunaway	1994-97
Chase Dunlap	2013
Michael Dunphy	2012-14
David Dunlap	1997
Troy Dunnam	1980
Ernest Dunson	1977-79
Kenny Durden	1979-80
Dennis Dyer	1967-69
Rusty Dyer	1980

## E

Leron Eaddy	2013
Coty Eans	2014-
Dale Edwards	1985-87
Dean Edwards	1984-87
Duane Eggert	1982
Robert Elizer	1971-72
Joe Ellen	1971-72
Bo Elliot	1966-69
Kenneth Ellison	2003-04
Mike Elmore	1973-76
Jamaar Embry	2011-14
Mark England	1999-00
Frank Escobar	1997
Zack Escue	2013-14
Roger Estes	1955-56
David Evans	1977, 79-80
Derek Evans	2013
Pride Evans	1970

Petty Ezell	1958
-------------	------

## F

Gary Fambrough	1962
Philip Farinella	1964-67
Scott Farnell	1985
Michael Farrell	1998-01
Bobby Joe Faulk	1961-62
Antonio Faulkner	2007-10
James Feezel	2007-08
Don Felder	1981-82
Kevin Feldman	1993-94
Ben Fendley	1947-50
Royce Fentress	1980-81
Chuck Field	1966-69
Eddie Filyaw	1972-74
George Fisher	1946-47
Jeff Fisher	1965
Robbie Fisher	1987
Aubrey Flagg	1965-66
Carlton Flatt	1962-64
Howell Flat	1966-69
Sammy Flatt	1962-64
Dustin Fleenor	2003-04
Avery Fleming	2000-03
Bob Fletcher	1963-65
Chris Fletcher	2004-07
Ernest Fletcher	1976-78
Mark Floyd	1972
Larry Ford	1987, 89
Ted Fore	1952
Jontamion Forrest	2008-10
Jeremy Forsythe	1998-01
Charlie Forte	2003-05
Sonny Forte	1961-62
Billy Ray Foster	1958-59
Hendricks Fox	1947-50
Scott Fox	1983-86
Jeff Franklin	1980-82
Julian Franklin	2013-
Lanis Frederick	2005-08
Ed Fredette	1961
Dexter Freeman	1978-80
Dennis Friendly	1992-95
Charlie Frith	1952
Sid Fritts	1977-78
Trevar Frizell	2012
Preston Frye	2010-12
Ronnie Fuqua	1968-71

## G

James Gallman	1988
Cecil Gann	1951-52
Keith Garbinski	1993
Otis Gardner	1994-96
Brandon Garner	2000-01
Justin Garner	1999-01
James Garrett	1991-92
Leon Garrett	1946-49
Noy Garrett	2009
Bo Garrison	1992
Bernard Gauldin	2014-
Charles Gentry	1946-49
Terry Gentry	1984-86
Otis Gerron	2014-
Dan Ghiden	1974
Sammy Gholston	1986-89
Bruce Gibbs	1966-69
Rory Gibbs	1999-00
Preston Gilbreath	2010-12
Ken Goad	1961-62, 64

Lawrence Godfrey	1986-87
Malcolm Goines	2012-14
Johnny Golden	1968-69
LaRon Golden	2014-
Sammy Gonzalez	2004
Jeff Gooch	1992-95
Don Goode	1985-87
Rick Goodhart	1972
Garry Gordon	1987-88
Charles Gragg	1972
Doug Granito	1996-98
Ralph Grant	1960-62
Aaron Gray	1993-96
A.J. Gray	2013-
Eddie Gray	1962
Charles Green	2006
James Green	1975-77
Ron Green	1975-76
Thomas Green	1946
Eric Gregory	1990, 92
Jerry Gregory	1966-67
Calvin Griffin	1980-81
George Griffin	1956-57
Billy Griggs	1962, 64
Joe Grimsley	1976-79
Joe Neal Grisham	1955-56
Sam Gronewald	1999
Ivorey Guy	2003-04
Spencer Gulmire	2006-09

## H

Josh Hackett	2004-07
Ronnie Hackney	1966-68
Dwight Haddock	1978
Jamie Hagan	1988-91
Lehman Hailey	1946
Lynn Hailstock	1976-79
Brad Hall	1998
Charles Hall	1995-96
Chuck Hamby	1984-85
Darryl Hamilton	1988-91
Fred Hamilton	1983
Mike Hamilton	1982-85
Bill Hammon	1972-75
Tim Hammond	1980-81
Jay Hampton	1991
Ray Hampton	1978, 80-82
Philip Hancock	1993-96
Ray Hand	1964
Randall Hankins	1994
Steve Harbin	1968-69
Jim Hardie	1967-70
Dean Hargis	1957-58
Mike Hargis	1970-73
Glenn Harkrader	1971-72
Juan Harp	1980
JayR Harper	2007-10
Jim Harrington	1957-58
Bryan Harris	1998-01
James Harris	1977-79
Preston Harris	1992-95
Earl Harrison	1989
Kyle Harrison	2010-13
Gary Hartfield	1989-92
Chris Hartman	2010-12
Kit Hartsfield	2006-09
Eddie Hartner	1964
Brian Harvey	1990-91, 93-94
David Haskins	2005
R.J. Haskins	2002-05
Mike Hawke	1992

Bill Hawkins	1974
Howard Hawkins	1955-56
Perry Haymore	1959
Chris Haynes	2006-09
Dick Hays	1948-51
Mark Hays	2005
Mike Hays	2005
Stephen Haywood	1993-96
Andrew Healy	1998
Bill Heineman	1957-58
Elijah Heinrich	2002-03
Gerald Hemmer	1955
Fred Henderson	2006-07
Ryan Henley	2001-03
Justin Henry	2000-03
Jody Herbert	1980-82
Daniel Herndon	1997-00
Todd Herndon	1984-87
Jules Hewitt	1995-98
Anthony Hickey	1990-92
Tim Hickey	1977-80
Art Hicks	1970-71
Matt Hicks	1996
Mike Hicks	1987
Ricky Hicks	1966-68
Rick Highsmith	1972-73
Jacob Hill	2006-08
Joey Hill	1986
Lloyd Hill	1953-54
Rafeal Hill	2003
Ralph Hill	1993-96
Virgil Hill	1954-55
Samy Hillman	1990-92
Ronald Hinton	1980
Leon Hite	1992-94
Brandon Hodge	1982
Cordney Hodges	2007-08
Ed Hodges	1949
Ernie Hodges	1948-50
Jack Hoeh	2007-09
Lance Hoeltke	1995
Ben Hoemann	1998
David Hogan	1993
J.P. Hogan	2000-03
Richard Hogan	1992-94
Johnny Hogue	1968
Kevin Holbert	1988
Donny Holland	1968-69
Blake Hollingsworth	2003
Terrence Holt	2007-10
Patrick Horton	2005-07
Joe Howard	2004-05
Todd Hood	1987-88, 90
Bill Horton	1969
Chris Horton	1993-96
Laronn Horton	2002
Wayne Horton	1999-01
Dwight Houston	1973-74
John Houston Jr.	2012-
Yuri Howard	2002-03
Tee Howell	2010-11
W.H. Howse	1947-48
Tennille Hudgins	1997-99
Michael Hudson	1994-96
Mike Hudson	1978-81
David Huffman	1993-96
Brandon Hufstetler	2004-07
Brad Hughes	2012
Gerald Hughes	1998-00
Jim Hughes	1969-71
Mike Hughes	1986

# GOVERNORS ALL-TIME ROSTER

Danny Hunley	1970
J.W. Hunt	1977
Trevor Hunt	1988-91
Kailik Hunter	1990
Brian Hurlocker	1994-95
Arnold Huskey	1963-65
Brian Hutchenson	2002-03

<b>I</b>	
Godwin Ikponmwosa	2003-04
Sid Ingram	1957-59
Dan Inman	1974
Jaime Iracheta	1997
Demaro Isom	2002-03

<b>J</b>	
Darius Jackson	1999-02
Jamel Jackson	2014
Jason Jackson	1988-91
Semaj Jackson	1994-95
John Jacobs	2007
Thomas James	1999-00
Mike Jared	1972
Billy Joe Jeans	1964-67
Quinton Jefferson	1998
Lavendor Jeffreys	2011-12
Chris Jenkins	1980-82
Taylon Jenkins	1997-98
T.C. Jennings	2008-10
Bryan Johnson	2000-03
Calvin Johnson	1986-89
Chip Johnson	1974
Courtney Johnson	1996
Darryl Johnson	2014
Dowis Johnson	1963
Greg Johnson	1974
James Johnson	1969
James (J.J.) Johnson	1983-84
J.J. Johnson	1978
Kamron Johnson	2010-11, 13
Kenny Johnson	1969-71
Mike Johnson	1970-71
Steven Johnson	2008-10
Terry Johnson	1967-70
Tyke Johnson	1983-85
Floyd Jones	1980-81, 84
Greg Jones	1979-81
Isaac Jones	2013
J.D. Jones	1947-48
Les Jones	1975-76
Tom Jones	1962-65
Robert Joy	1987
Brad Justus	1998-99; 2002

<b>K</b>	
Ken Karasinski	1963-65
Mike Katzman	1981-82
Gary Kaufman	1971-74
Preston Keck	2008-10
Lorenzo Keenan	1975-76
Jim Kehoe	1981-84
Charlie Keith	1972
Steve Keller	1966-68
Jesse Kellogg	2002-05
Tyler Kendall	2004-05
Brandon Kessel	2003-04
Eugene Key	1956-58
Ryan Key	2007-10
Chris Keylon	1987, 89
Tom Kilcrease	1980-81

Arthur King	1991-93
Brock King	1999-01
Earnest King	1996
Jeff King	1982, 84
Steve Kinney	1968-69
Wes Kitts	2010-11
Jerry Knight	1972
Jon Kok	1969-70
Jim Kolodziej	1980-82
Phil Krug	1949-51
Bob Kulakowski	1955-56
Ed Kulakowski	1951-53
Carl Kurzrock	1979-81

<b>L</b>	
Bobby Ladd	1949-50, 52
Lynn Lamb	1970-73
Daniel Lambert	2007-09
Paul Lane	1977
Zach Lane	2010-12
James Laney	1990-91
Joe Langham	1986-87
Jacob Langston	2009-12
Mal Langston	1953
Nii Lartey	2013-14
Robert Lassiter	1948
Jerry Lawhon	1965-67
Ronald Lawrence	1981
Matt Lawson	2005-07
Tommy Leaf	1997-98
Mark Leath	1981-82
Victor Leavell	1984-85
Mike Ledney	1987
Carey Lee	1959
Jim Legg	1975-76
Robert Lemon	2010-12
Vernon Lesser	1991-93
Earl Lester	1989-92
Bobby Lewis	1951-53
Mike Lewis	1985-87, 89
Todd Lewis	1982
Montrieze Lillard	2013
Tom Lincoln	1947-50
Chris Litteral	2008-10
Kelvin Little	2007-10
Wes Little	2002
Willie Little	1992-95
Jacky Littlejohn	1999
Pat Lock	2007
Tony Lockhart	1995-98
Coby Lonas	1997-98
Rodney Long	1981
Benedict Louis	2014
Leggett Lovan	1951
James Loydd	1991-94
Deric Lucas	1995-96
Ray Lucas	1954-55
Ron Lunsford	1973-74
Jacob Luthardt	1992-93
Jeff Lyle	2006-09
Alvin Lynch	1988
John Lyons	1991
Rodney Lyons	2001

<b>M</b>	
Mickey Macius	2014
David Maddox	1998
Dedric Maffett	1997-99
Danny Magrans	1990
John Maher	1992
Antwaun Majors	2009-12

Bo Majors	1983-85
Cage Major	2005-08
Ricky Mallard	2003
Marvis Malone	2006-09
Rod Malone	1987
Anthony Marion	2009-12
Adam Marshall	2010
Chad Marshall	1997-00
Larry Marshall	1946
Scott Marshall	1985
Alonzo Martin	1981
John Martin	1952-54
Pat Martin	1947
Rick Martin	1982
Jamie Maslar	1988-90
Brandon Masters	1997
Drew Massey	1999-00
Nicolis Matiere-Bey	2014
Kenny Maxwell	1982
Thomas Maxwell	1990-91
Tim Maxwell	1973, 75
Paul Mayer	1974
Melvin Maynard	1946
Daquan Mays	2014
Jeremy Maze	2010-12
Todd Mazzaferro	1993-96
DeAunte McAfee	1996, 98-99
Terry McCabe	1973-76
Al McClearn	1954-56
Mark McClintock	1999-02
Kevin McClure	1987-88
Andy McCollum	1977-80
Scott McCormick	1992-95
Dan McCullough	1973-76
Melvin McDaniel	2012-14
Tom McDonald	1966-68
John McDuffie	1993-94
William McElroy	1980-82
Jackie McGowan	1983-84
John McKay	1955-58
Ron McKinney	1959-61
Jeff McMillan	1979-81
Tom McMillan	1986-89
James McNair	1980
Dustin McPhetridge	2013
Garry McReynolds	2004-07
Edward McSwine	1988-91
Devon McVea	2011
Mike Meador	1976-79
Brandon Meggs	2005-08
Jacob Melton	2007
Mike Merriman	1995-98
James Mesidor	1990-92
Justin Meyer	2001-04
Randy Michael	1980-81
Tommy Michael	1980-84
Mike Mignone	1982-85
Joe Milam	1952
Tyler Miles	2013
Darryl Miller	2007-08, 10
Jalen Miller	2013-14
Anthony Mills	1984
Charlie Mills	1975
Freeman Milton	1987
Adrian Mines	2007-10
Brad Minear	1983-86
Rick Miniati	1987
Buddy Mitchell	2011-14
Chase Mitchell	2003-05
Clifford Mitchell	1952-53
Jeremiah Mitchell	2014

Timarious Mitchell	2013
Mike Mitchell	1997
Barry Monda	1978
Scott Monger	1981-84
Bob Monnet	1957-58
Andrew Montgomery	2011-12
Bobby Montgomery	1993-96
Daniel Montgomery	2003
Coveak Moody	1974-77
Carl Moore	1946
Jermaine Moore	1993-96
Kyran Moore	2014
Malcolm Moore	1954-56
Matt Moore	2001-03
Patrick Moore	1984
Richard Moore	1959-62
Mike Moorefield	1948
John Moran	1998
Jerome Morris	1987
P.R. Morris	2005-08
George Morton	1946-49
Mickey Moseley	1960
Rick Mosier	1970-71
Ambrose Moss	1946
Fred Motes	1982-83, 85-86
Marvin Mouzon	1990-92
Melvin Mouzon	1989
Ray Multalo	2014
Rosby Mulkey	1957
Kevin Mulloney	1981
Stephen Munnell	1990-93
Phillip Murnin	2005
Randy Murphree	1988-91
Pat Murphy	2002

<b>N</b>	
Paul Nadeau	1972
Edward Nance	1952
William Nathaniel	1984-86
Cisco Navas	1995-96
Tracy Neal	1984-85
Don Neff	1972-74
Larry Negron	1966-68
Chris Newell	2006-09
Ken Newman	1960
Nick Newsome	2008-11
Mike Newton	1980-82
Nick Nichols	1960
Joe Nixon	1950
Adam Noble	2012
Gerald Noble	1970-71
Rodney Nobles	1973-76
Shane Nolan	2000-02
Bill Noll	1999-02
Nick Norcia	1977-80
Herman Norfleet	1948
Xavier Norman	2011-12
Jake Nunley	2005
Jim Nypaver	1974

<b>O</b>	
Charles Oakley	1948-50, 52-53
L.E. Oakley	1947-50
Randall Odell	2004
Jim Odum	1951-52
Oscar Odum	1952-53, 55
Jimmy Ogden	1968-70
John Ogles	1963-66
Martin Ogles	1960
Mike Ogg	1998-01
Andre O'Kelley	1988-90

# GOVERNORS ALL-TIME ROSTER

Maurice Oldham	1986-87
Billie Oliver	1986
Woodson Oliver	1948
Terrence Oliver	2010-12
Gary Orr	2006-09
Zachary Orton	2000-03
Wes Osborne	2006-07
Lee Roy Overstreet	1958-60
Danny Overton	1967-68
Josh Owens	2010-13
Lamar Owens	1980-81
Mike Owens	1979-80, 82
Roderick Owens	2013-
William Owens	1977-79
Dan Owsley	1956-57

## P

Jule Pace	2014-
James Pacouloute	1992
Steve Pardue	1982-84
Lee Pardue	2010
Kerry Parchman	1997-99
Adrian Parker	2003
Cobb Parker	1959-62
Jerry Parker	1980
Taylor Parris	2014-
Jeff Parrish	1997-98
Myers Parson	1972
Ronnie Parson	1964-66
Joe Pasley	1990-91
Gary Patrick	1979
Tulsa Payette	1999-01
Carlos Payne	1994-96
Jeff Payne	1986
John Payne	1992-93
Rocky Dee Peeler	2006-09
Ean Pemberton	2011-13
Marc Pendelton	1972
Nathan Peppers	2009
Zeb Perdue	1980-81
Damian Perry	1995-97
DeKeivis Perry	2014-
EnRiques Perry	2010-13
Jason Perry	1988-90
Scott Perry	1973
Gregg Peterson	1997
Chad Pfallmer	1999-00
Corey Phillips	2001-02, 04
David Phillips	1968-70
Tim Phillips	2013
Paul Phipps	1946-47
Landon Pickett	1971-73
Neil Pierce	1988
Adam Pineo	1997-98
Allen Pitt	1994
Doug Pittenger	1966-67
Bill Pless	1947-48
Kirk Pointer	1992-95
Tony Policare	1988-89
Bobby Pope	1951
Scott Pope	1985-87
Alonzo Porter	1995-96
Gordon Potter	1949-50
Ted Potter	1956-59
Ben Powell	1996
Gordon Powers	1977, 79
Greg Poynter	1989
Kevin Prevost	1986
Alex Price	2014-
Jack Price	1946
Matt Price	1991
Murray Pride	1962-63

Brandon Prince	2013
Wes Proctor	2002-05
Rufus Pugh	1986
Steve Puthoff	1977-80

## Q

Charles Quarles	1949-52
Hunter Quarles	1968-69
James Quarles	1947-49
Teddy Quarles	1971
Josh Quillen	1999-00

## R

Mark Raby	1966-68
Steven Ragin	2010-12
Frank Ramsey	1951-53
Rico Ransom	1985-88
Curtis Ray	1986-89
Tyler Ray	1991
Craig Raye	1974
Mackel Reagan	1987-89
Adam Rector	2001-04
Steve Redus	2002
Benji Reece	2001-03
Carl Reed	1999-00
Kermit Reed	1999-00
Sam Reeks	1948-49
Matt Reel	1999-00
Nat Reeves	1980
Charles Reinhart	1958
Ben Reust	2001-03
Jimmy Reynolds	1973-75
Chip Rhome	2007
Rickey Rice	1983-85
Bobby Rich	1952
Steven Rich	2011-13
Jordan Richardson	2002-05
Kenny Richardson	1981
Kevin Richer	1996
Ken Riddle	1966
Mike Riddle	1964-65, 69
Dave Ridley	2001
Matt Roark	2003-04
Gino Roberson	2013-
Jerry Roberson	1952-53
Justin Roberson	2013-
Brad Roberts	2000
Harold Roberts	1967-70
John Roberts	1946
Jim Robinett	1981-82
Tay Robinson	2006-09
Al Tate Rogers	1954-55
Bud Rogers	1975
Rodney Rogers	1964-65
L.A. Rohling	2003-04
Marlon Roland	1996
Corey Rolle	1996
John Rone	1998-99
Jeremy Ross	2009-10, 12
Mike Ross	1974, 77-78
Pete Ross	1959
C.J. Rouse	2004
Preston Rouse	2009-12
Jeff Rowan	1999-00, 02-03
Rip Rowan	2010-13
Frank Rubel	1947-49
Don Runyon	1976
Dale Russell	1969
Rhet Rutledge	2002
J.J. Rutledge	2012
Mike Rutledge	1972
Jake Ryan	2009-12

Ray Rye	1946-47
Bill Ryznic	1982

## S

Glenn Sager	1947-48
Mike Salas	1982-83
Frank Sales	1991
Trey Salisbury	2013-
Craig Salley	2010-13
Jerry Salley	1986-87
Jon Sanders	2005-08
Matt Sanders	1998
Nathan Sanders	2011-14
Tony Sanders	1981
Travis Sanders	1993-94, 96
Lou Sandora	1982
Mac Sands	1954
Dave Satterfield	1963-64
Pat Sawyer	1952
Wayne Sawyer	1969-71
Bill Scarbrough	1951
Tim Schmid	2008-11
Matt Schmitz	1999-02
Tyler Schneider	2014-
Justin Schrader	1997-00
Greg Schultheis	1998
Alan Sconiers	1983
Ed Scott	1947
Hubert Scott	1958
Leroy Scott	1988, 91
Toddree Scott	2004
Jim Scroggins	1964-65
Roland Scruggs	1981
Jerry Seay	1970-72
Ron Sebree	1975-78
Todd Seiple	1987-88
Melton Self	1949-50
Rob Senft	1982-85
Matt Sensing	2002-03
Edgar Settlers	1946-47
Kerry Severson	1989
Jacob Sexton	2012-14
Jared Sexton	2011-13
Thomas Sexton	1999-02
Anthony Shacklett	1985-86
Adam Shaffer	1997-98
Clarence Sharp	1969
Darren Sharp	1997-98
Ron Shegog	1984-85
Michael Shelton	1980-82
Gary Shephard	1971
John Shephard	1997-00
Steve Shia	1970-72
Roland Shields	1979, 81-82
Sal Shields	1981-82
Carlos Shippy	2000
Justin Shoate	2007
Adam Shockley	2004-07
Raymone Shockley	1989
Tyrone Shorter	1994-95
Johnathan Shuler	2011-14
Iosua Siliva	2010-13
Anthony Simmons	1985-87
Renard Simmons	1991
Bert Simpson	1956-59
James Simpson	1993-95
Ronnie Simpson	1968-69
Clifford Simms	1958-61
Robert Sizemore	1971-74
Steve Skelton	1991-93
Ted Skipper	1996-99
Logan Slagle	2011-13

Eric Slater	1990
Mike Sliptchuik	1984-87
Bonnie Sloan	1969-72
Buck Small	1987
Everett Smalls	1982-83
Amius Smith	2008-11
Amiziah Smith	1994-96
Earnest Smith	2010-12
Ed Smith	1971-72
Jesse Smith	1993-95
Jody Smith	1990-93
John Smith	1948
Jonathan Smith	2011
Kevin Smith	1996
Kim Smith	1949, 51-54
Leon Smith	1958
Mike Smith	1977-80
Rod Smith	1983-84
Ted Smith	1955-56
Terry Smith	1995-96
Woodrow Smith	1979
Jimmy Smithson	1949, 51
Mark Snead	1991-93
Bill Sneathen	1990-92
Julius Sneed	1947-50
Duke Snyder	1990
Steve Sorrells	1981
Robert Sotherland	1970
Mark Southall	1984-87
Homer Sowell	1957
Phillip Sparn	2006-09
Walter Spears	2011-12
Jamie Spicer	1990-93
Andrew Spivey	2013
Otis Spivey	2006-09
Skyler Springfield	2009-11
Jack Sproul	1981
Mike Spurlock	1973
Bill Stacy	1957-58
Geoff Stahl	2001-04
Jeremy Stansbury	1997-99
Stephen Stansell	2009-12
Ben Stansfield	2010-13
LeNorris Staples	1997-99
Devin Stark	2009-12
Marty Staten	1987-88
Jeff Stec	1990-93
Bryan Stege	1975-78
Joey Stephens	2005
Terry Stephens	1972
Terry Stephens	1982
Tyler Stevenson	2009-10
Mike Steward	1973-74
Hubert Stewart	1947
Billy Stinson	1967
Bob Stiscak	1962
Mark Stokes	1981-84
Ray Stone	1959-61
David Stooksbury	1991-94
Jason Stooksbury	1997
Patrick Storey	1993
Jimmy Stowe	1960-62
Dusty Stoy	1982-85
Scott Strain	1971-72
Bryan Stringer	1979
Zach Stuart	2014-
Bryan Styles	1986-87
Howard Suiter	1960-61
Pete Sullivan	1951
Ritchie Sullivan	1971-72
Bob Svarda	1972-73
Mark Swafford	1988-89

# GOVERNORS ALL-TIME ROSTER

Tim Swearingen	1993
David Sweetland	1998-01
Daniel Swenson	2006-09
Ed Swiderski	1954-57
Eli Swift	2012
Michael Swift	1992-95
Bob Swope	1949-50
Brad Sykes	2001-04

## T

John Talley	1978
Chris Taylor	2009-11
Derrick Taylor	2004
Emp Taylor	1988
Horace Taylor	1946
Jerry Taylor	1964-67
Matt Taylor	1996
Nate Taylor	1987
Ryan Taylor	2001-04
Terry Taylor	1984-85
Trey Taylor	2014
Corey Teague	2012
Richard Teague	1978-81
Delton Teeter	2010-11
Kevin Temple	1972
Kenneth Thacker	1988
Josh Theriot	1999-02
Dave Thomas	1994-96
Hugh Thomas	1984-87
Ricky Thomas	2007-10
Sammy Thomas	1974
Scott Thomas	2008-11
Wesley Thomas	2014
David Thompson	1971-73
Jim Thompson	1971-73
Leonardo Thompson	1993-94
Rod Thompson	1996
DeShawnta Thornton	2001-02
Dennis Thorpe	1995
Julius Thorpe	1989, 91-93
Tom Thoss	1971-72
Antoine Thrift	1993-94
Terrance Tillman	1996
Bo Tinin	2002-04
Bubba Tinin	2002-04
Ricky Tinnin	2010-11
Evan Toby	2013
O.T. Todd	1995-98
Phil Todd	1975-78
Andy Toombs	1964-66
Larry Torrence	1999
Cameron Towles	1984-87
Theo Townsend	2007-08
Tremayne Townsend	2006-09
Jim Treest	1986-89
Tyler Trent	2006-09
Connie Tripp	1975
Robert Tripp	1974-75
Mike Troutman	1979-81
Charles Tucker	1979-82
Chris Tucker	1986-89
Cody Tucker	2010-11
Marcus Tucker	2002-04
Rodney Tucker	1979-82
Norman Tunnell	1956-58
Lester Turman	1951
Antonio Turner	2013
Bobby Turner	1979
Justin Adams-Turner	2012
Bob Turrentine	1946
Isaiah Tuiasosopo	2011-14

Vince Tweddell	1998
Steve Tyson	1987-88, 90

## U

Gerald Uetz	1958-59
James Upton	1992-95

## V

Jerry Vandiver	1983-85
Jason Vanatta	2005-08
Issac VanMeter	2011
Brian Vaughn	1983-86
Jason Vaughn	1994
Leon Vaughn	1952, 55-56
Wylie Vickery	1962-64
Dakota Vincil	2014
Julian Virgo	2012-14

## W

Jake Waddell	1996
Tony Wade	1971-73
Matt Wade	2002-05
Sheldon Wade	2010-11
David Wagner	1955-56
Brandon Walcott	1999-00
David Walker	1970-71
Johnny Walker	1979-80
Noojin Walker	1956-57
Shelton Walker	1999-00
David Wall	2014
Jack Wallace	1960
Brent Waller	1988-89
Randy Waller	1969
Tommy Waller	1979-82
Eddie Walls	1983-86
Tom Walls	1966-67
Calvin Walter	1963-66
Mickey Warden	1974
Keith Ware	1989
Calvin Warner	1970
Joe Warren	1987
Rashawn Warren	2006
J.P. Washington	2008-11
Larry Washington	1997-00
Marcus Watkins	1992-95
Fred Waters	1992-93
Chad Watson	2005-07
Greg Watson	1982
Lawson Watson	2005
Bobby Way	1953-55
Wayne Weaver	1966
Mark Webb	1974-75
Tom Webb	1973-74
Mark Webber	1983
Terry Wedley	1987
Bodie Welch	1995-98
Bobby Wells	1981-82
Eric Wells	1989-91
Walter Wells	1988-89
Karl Wenzel	1994-97
Tommy Westbrook	1970-71
Mark Westfall	1979
Robert Westrich	1997
Kurt Wetterer	1999
Chip Whitaker	1966
Keith Whitaker	2012-13
George White	1965-67
Martin White	2006-07, 09
Ryan White	2008-11
Greg Whitehead	1997-98
Waddell Whitehead	1975-77

Damien Whitfield	2013
Chris Wiggins	1994-96
Gerald Wiley	1955-57
Shane Wiley	1989
Josh Wilkerson	1997
Kenneth Wilkerson	1980-81, 84
Brad Williams	2007-10
Brett Williams	1978-80
Carl Williams	1979
Daniel Williams	1992, 94-96
David Williams	1976-77
Donald Williams	1973
Duncan Williams	2004-07
Dylan Williams	2006-09
Earl Williams Jr.	2004
Gary Williams	1993-96
Henry Williams	1947-49
James Williams	1953
John Williams	1998
Michael Williams	1985-88
Omar Williams	2013
Quea Williams	2002-05
Reco Williams	2012
Reggie Williams	1990-92
Robert Williams	1981
Steve Williams	1982-84
Thomas Williams	1994-96
Travis Williams	2013
Darius Willis	1991-92
Trae Willis	2001-03
Gavin Willisson	2011-13
Bradford Wilmer	2012
Alton Wilson	1948-49
Barry Wilson	1991-94
Bradley Wilson	2004-0
Carl Wilson	1970-71
D. Tyrone Wilson	1995-96
Dave Wilson	1992-93
Drew Wilson	2003-06
Dustin Wilson	1998-01
Freddy Wilson	1986-87
Pat Wilson	1982-85
Brian Wipprecht	2003-06
Matt Wise	2011
Robert Witherspoon	1982
David Wood	1946
Andy Woodard	1994
Anthony Woodard	2011
Tommy Woodring	1965-67
Charles Woods	1990-92
Craig Woods	1978-79
Don Woods	1954-56
Ondra Woods	1980-81
Richard Woods	1973-74
Rick Woods	2006-09
Ron Woosley	1971-72
Richard Wozniak	1977-80
Darral Wright	1988
Derwin Wright	1987-90
Grad Wright	1988-91
Keith Wright	1977-78
Leslie Wright	1972
Phillip Wright	1980-84
Vernon Wright	2002-04
Victor Wright	2004-05

## Y

Emmanuel Yancey	2003-06
Henry Yarber	1974-76
Brian Yarbrough	1983-84
Calon Yeldon	1992-93

David Young	1994-96
Kelvin Young	2005-08
Mack Young	1990-92
Steve Young	2003-06

## Z

Andy Zachariasen	2001-03
Ricky Zitzman	1981-82
Issac Ziolkowski	2007-10



**DIGITAL NETWORK**

**WHEREVER.**

**WHENEVER.**

**THE OVC DIGITAL NETWORK  
IS ALWAYS ON.**

**[OVC.DIGITALNETWORK.COM](http://OVC.DIGITALNETWORK.COM)**

**WATCH EVERY  
HOME OVC FOOTBALL GAME  
FOR FREE.**

