GOVERNORS

BASEBALL

2015 YEARBOOK

2015

CULTURE OF EXCELLENCE
CLASSROOM • COMPETITION • COMMUNITY

AUSTIN PEAY
GOVERNORS

LET'S GO PEAY!

AUSTIN PEAY
BASEBALL

AUSTIN PEAY BASEBALL MEDIA CONTACT
Cody Bush, Sports Information Coordinator
Winfield Dunn Center • Clarksville, TN 37040
E: bushc@apsu.edu • P: 931-221-7561 • C: 931-980-4940

2015 YEARBOOK

TABLE OF CONTENTS

INTRODUCTION
Table of Contents 1
Quick Facts 1
Media Information 2
Clarksville, Tennessee 3
This is Austin Peay 4
Raymond C. Hand Park 5
Governors Baseball: Tradition 6

THE GOVERNORS
Governors TV/Radio Chart 8
Team Rosters 9
Cayce Bredlau 10
Jared Carkuff 11
Garrett Copeland 12
Jake Corum 13
Caleb DeLee 14
Griffin Ganick 15
A.J. Gaura 16
Dre Gleason 17
Logan Gray 18
Zach Hall 19
Chase Hamilton 20
Jordan Harmon 21
Mark Hendrick 22
Kacy Kemmer 23
Shane Lantigua 24
Hunter Lindley 25
Caleb Powell 26
Levi Primasing 27
Wesley Purcell 28
Alex Robles 29
Ridge Smith 30
Zach Walton 31
Kyle Blackburn, Michael Costanzo, Nicholas Geile ... 32
Keirce Kimbel, T.J. Marik, Patrick Massoni 33
Caleb Mitchell, Zach Neff, Josh Rye 34
Clayton Smithson, John Sparks 35
Imani Willis, Josh Wilson 36

COACHING & SUPPORT STAFF
Head Coach Gary McClure 38-41
Assistant Coach Derrick Dunbar 42
Assistant Coach Chal Fanning 43
Volunteer Assistant Coach Greg Bachman 44
Team Managers 44

2014 IN REVIEW
Overall Statistics 46
Shedule, Results and Decisions 47
Ohio Valley Conference Statistics 48
Game-Winning/Game-Securing RBI 49
Miscellaneous Statistics 50
Ohio Valley Conference Review 51

HISTORY
National Honors 53
Governors in Professional Baseball 54
Governors in MLB Draft 55
Conference Honors 56
All-Conference Selections by Year 57
Records: Single-Game 58
Records: Batting Average 59
Records: Hits, Hitting Streaks 60
Records: Home Runs 61
Records: Runs Batted In 62
Records: Slugging Percentage 63
Records: On-Base Percentage/Reached Safely 64
Records: Other Offensive 65-66
Records: Earned-Run Average 67
Records: Victories 68
Records: Saves 69
Records: Strikeouts 70
Records: Appearances 71
Records: Innings Pitched 72
Records: Other Pitching 73
Team Hitting Year-by-Year and Records 74
Team Pitching Year-by-Year and Records 75
OVC Tournament Results 76
Conference Tournament Honors 77
NCAA Tournament Results and Records 78-79
NCAA Tournament Recaps 80-81
NCAA Tournament Linescores 82
Governors Coaches and Win Streaks 83
Annual Summaries 84
Year-by-Year Results 85-97
Series Summaries 98
Series Histories 99-107
All-Time Roster 108-112

OHIO VALLEY CONFERENCE
OVC History 114-115
OVC Staff 114
OVC Members 115
OVC Baseball Championships 116

CREDITS
The 2015 Austin Peay baseball Yearbook was written and designed by Cody Bush, sports information coordinator, with editing assistance from Brad Kirtley, sports information director and Colby Wilson, Austin Peay sports information coordinator.

PHOTOGRAPHY
Photos: Brittney Sparn, Austin Peay Athletics; Lisa Kemmer, Kemmer Photography; Robert Smith, The Leaf Chronicle; Keith Dorris, Dorris Photography; Michael Rios, Clarksville Sports Network; Eric Evans, Oregon Athletics.

QUICK FACTS

UNIVERSITY
Name of School ..... Austin Peay State University
City, Zip ..... Clarksville, Tenn. 37040
Founded 1927
Enrollment 10,597
Nickname ..... Governors
School Colors ..... Red and White
Affiliation ..... NCAA Division I
Conference ..... Ohio Valley
President ..... Alisa White
Alma Mater, Year ..... Lee University, 1980
Athletics Director ..... Derek van der Merwe
Alma Mater, year ..... Central Michigan, 1996
Athletic Department Phone 931/221-7901
Ticket Office Phone 931/221-GOVS (4687)

FACILITY
Stadium ..... Raymond C. Hand Park
Capacity 777
First Year of Baseball @ RCHP 1970
All-time Record @ RCHP (since 1985) 505-251-3
Field Surface ..... Natural Grass
Dimensions (L-R) ..... 319 | 373 | 392 | 365 | 327
Press Row Phone 931/221-7406

COACHING STAFF
Head Coach ..... Gary McClure
Alma Mater, Year ..... Austin Peay, 1986
Record at APSU (yrs) 822-724-4 (28)
Career Record (yrs) ..... Same
Office Phone 931/221-6266
Assistant Coach ..... Derrick Dunbar
Alma Mater, year ..... Austin Peay, 2002
Assistant Coach ..... Chal Fanning
Alma Mater, year ..... Cal Poly, 1996
Volunteer Assistant Coach ..... Greg Bachman
Alma Mater, year ..... Austin Peay, 2012

HISTORY
First Year of Baseball 1931
All-time Record 1333-1383-12
Number of Years in NCAA Championship 6
Last appearance ..... 2013 (Bloomington Region)
Result ..... 2-2, reached region final
All-Time Record 6-12
Number of OVC Regular-Season Titles Won 8
Number of OVC Baseball Championships Won 6
Championship Appearances 23
Last appearance 2013
Result ..... 3-0, won championship

TEAM INFORMATION
Last Season's Overall Record 23-33
Home | Away | Neutral ..... 14-17 | 8-16 | 1-0
Last Season's OVC Record (finish) 14-16 (t-7th)
Home | Away ..... 7-8 | 7-8
Final 2013 National Rankings ..... N/A

PLAYERS RETURNING/LOST
Letterwinners 21/12
Newcomers 16
Offensive Players 9/7
Position Starters ..... 6/2(+DH)
Pitchers 13/5
Starting Pitchers (min. 3 GS) 5/3
All-Time NCAA Tournament Record 0-7
Last Postseason WNIT appearance ..... None
Last OVC Tournament appearance 2012
Result ..... 1-1, reached second round

Austin Peay State University does not discriminate on the basis of race, color, national origin, sex, disability, or age in its programs and activities. The Director of Affirmative Action has been designated to handle inquiries regarding the non-discrimination policies and can be reached at 601 College Street, Browning Bldg. Room 7A, Clarksville, TN 37044, 931-221-7178, nondiscrimination@apsu.edu.

AUSTIN PEAY MEDIA INFORMATION

INTERVIEWS: All interview requests should be submitted to the APSU Sports Information Office...

- **HEAD COACH:** Head coach Gary McClure typically will be available during the week for interviews.
- **PLAYERS:** All interviews with players will take place before or after practice. Media should request players al least 24 hours in advance. Under no circumstances are basketball players to be contacted directly by the media.
- **PRE-GAME:** Head coach Gary McClure and student-athletes will be unavailable for interview prior to any game.
- **POST-GAME:** Coach McClure and selected players will meet with the media after a 10-minute cooling-off period following the game's conclusion. The team clubhouse and locker room is closed to the media.

ON THE WEB: Notes, statistics and schedules on Austin Peay Baseball may be found on the internet at www.LetsGoPeay.com, Austin Peay State University's official athletics website. APSU's media guide also is available online only.

OHIO VALLEY CONFERENCE: OVC Baseball notes, statistics, standings and information regarding the OVC Baseball Championship, held at The Ballpark at Jackson in Jackson, Tennessee, are accessible on the internet at www.OVCSports.com. Kyle Schwartz is the OVC Baseball Contact and he may be reached via email (kschwartz@ovc.org).

APSU SPORTS INFORMATION STAFF

Brad Kirtley	Sports Information Director	kirtleyb@apsu.edu	931-221-6561
Cody Bush*	Sports Information Coordinator	bushc@apsu.edu	931-221-7561
Colby Wilson	Sports Information Coordinator	wilsonrc@apsu.edu	931-221-6562
John Lange	Sports Information Intern	langej@apsu.edu	
Brittney Sparn	Visual Communications Specialist	sparnb@apsu.edu	

*-primary baseball contact

Mailing Address:
APSU Sports Information Office
P.O. Box 4515
Clarksville, TN 37044

Shipping Address:
APSU Sports Information Office
681 Summer Street
Clarksville, TN 37040

■ SERVICES AT RAYMOND C. HAND PARK

OBTAINING MEDIA CREDENTIALS

Seating in the main press box is very limited. To obtain media seating at Austin Peay home games, contact Cody Bush in the APSU Sports Information office via phone or e-mail at least one day in advance of the game. In the event seating inside the press box is not available, every effort will be made to provide adequate seating.

PARKING

Parking at Raymond C. Hand Park is first-come, first-serve. It is recommended that media park in the lot across Drane Street from the facility (next to Lady Govs Softball field).

PHOTOGRAPHERS ACCESS

Photographers have access to the areas outside the wall down the baselines on both sides of the field, but not inside the field of play. Shots also may be taken from almost any position in the stands. As usual, photographers should be aware of their surroundings as baseballs can leave the field of play at a high rate of speed!

PRESS BOX SERVICES

The press box is available to working press only. Phone lines and wireless internet access are available. Soft drinks will be available in the press box. Statistics will be available at the conclusion of the game. Please contact Cody Bush in the Sports Information Office for any specific needs.

MEDIA SERVICES

Weekly press releases, which include individual and team statistics and information on upcoming games, will be available at the beginning of each game.

■ GOVERNORS ON RADIO

The Governors Sports Network, is in its eighth season as the home of Governors athletics will broadcast all Ohio Valley Conference and postseason baseball contests.

Games also can be heard on the internet through Austin Peay's official athletics Web site, www.LetsGoPeay.com.

Van Stokes, in his 13th season with the Govs Sports Network, will provide play-by-play.

■ GOVERNORS DIGITAL BROADCASTS

In addition to over-the-air radio coverage by the Governors Sports Network, Austin Peay provides digital audio broadcasts of every game for free through the Governors Digital Passport. The service may be accessed by visiting www.LetsGoPeay.com/watch.

■ NEW ATHLETICS LOGOS

Beginning this season, Austin Peay's athletics department is utilizing a new branding system. The logo below is the primary athletics logo. If you need a copy of this logo, please get in touch with the sports information contact for your sport and they will forward a version to you in the format you require. Please do not utilize the AP logo previously in use.

THE CITY OF CLARKSVILLE™
TENNESSEE'S TOP SPOT

Clarksville is a vibrant community located in Middle Tennessee, directly off of Interstate 24, 40 miles northwest of Nashville and Nashville International Airport (BNA).

The fifth-largest city in Tennessee, Clarksville is the ninth-fastest growing city in the nation.

The Land Between the Lakes national recreation area is located 40 miles west of Clarksville and offers a wide range of recreational activities.

Clarksville is located within 300 miles of Atlanta, Birmingham, Cincinnati, Indianapolis, Louisville, Memphis, Nashville and St. Louis and it is less than 500 miles from the sandy shores of the Gulf Coast.

AUSTIN PEAY STATE UNIVERSITY

Austin Peay State University is a comprehensive, state-assisted university with a distinguished tradition in liberal and professional education. The institution is named in honor of Austin Peay, Tennessee's governor from 1924 until 1927, the year APSU was founded.

The university is located in Clarksville, Tenn., just 45 minutes northwest of Tennessee's capital, Nashville, on Interstate 24. One of the South's most historic cities, Clarksville also is Tennessee's fastest growing city and one of the 10 fastest growing cities in the United States according a 2013 U.S. Census Bureau Report.

Situated on gently rolling terrain near picturesque downtown Clarksville, Austin Peay's main campus consists of 68 buildings on 169 acres. The classical Georgian architecture of the Austin Peay campus is combined with newer buildings. This blend provides a link with the past while reflecting the academic excellence and dignity of an institution of higher learning.

The newest building additions to the main campus are the Hemlock Semiconductor Building, Foy Fitness and Recreation Center, Sundquist Science Complex and the Morgan University Center, each opening for use since 2001. The Hemlock Semiconductor Building houses the chemical engineering technology (CET) associate degree program and laboratory. The $11-million Foy Center, features a rock-climbing wall and 10,000 square feet of fitness space and other amenities for the student body. The Sundquist Complex is one of the South's premier science education facilities and represents the largest capital appropriation ever in Tennessee for a single classroom building. The new Morgan University Center is located in the heart of the campus and features a cybercafe, meeting rooms, a food court, coffee shop, ballroom and lounges for Austin Peay students.

Austin Peay's campus has been the site of seven educational institutions since 1806. The campus was occupied by Southwestern Presbyterian University (now Rhodes College) for 50 years until 1925 when the school moved to Memphis. Austin Peay was founded two years later as a two-year normal school to train teachers for the region. Austin Peay has grown over the years to take its place among the finest mid-sized four-year universities in the nation.

Austin Peay Normal School became a four-year college in 1941-42, and university status was conferred Sept. 1, 1967.

Austin Peay currently enrolls more than 10,000 students from every region of Tennessee, most of the 50 states and several foreign countries.

Those students can choose from more than 50 majors in associate, bachelor's, master's and education specialist's degrees with additional areas of concentration. Courses are offered in arts and sciences, business, education, engineering technology, nursing and human services. Graduate studies also are offered in several areas. In addition, numerous online courses are offered each semester.

A state leader in public service, Austin Peay State University has more than 750 employees. Engaged in the most modern teaching techniques and research are nearly 280 full-time faculty members, 90 percent of whom hold the earned doctorate or appropriate terminal degrees in their disciplines.

RAYMOND C. HAND PARK

Since 1970, Austin Peay State University's baseball team has called its current location on the northwest corner of campus home. Originally called Governors Park, it was renamed Raymond C. Hand Park in 1993 in honor of the late Clarksville business and civic leader, Raymond C. Hand, who was a great baseball enthusiast.

The Governors have made Raymond C. Hand Park an nightmare for visiting teams, winning nearly 60 percent of their home contests in their current location. The 2011 season was Austin Peay's 10th consecutive winning home season and 29th winning campaign in 42 seasons.

Charles Hand, owner of Ideal Distributing, Co. and son of Raymond C. Hand, began the task of modernizing the park with his donated donation to kick off the baseball field lighting campaign in 1993 and initiate nighttime Governors baseball. The park renovations didn't stop with the lighting project. Again with Charles Hand's lead and another sizeable donation, the previous concrete structure used for seating was replaced by updated seating — chairbacks as well as bleachers — to bring the park's capacity to just under 1,000.

Improvements to the park have continued since the addition of lighting. Prior to the start of the 2011 season, the Governors saw the construction of a new indoor practice facility along the third base side of the field. Made possible by the generosity of former Governors pitcher and 11-year Major League Baseball veteran Jamie "Cat" Walker, the indoor facility has two cages to allow both pitchers and hitters space to hone their skills.

Cosmetic improvements, again thanks to the generosity of Charles Hand, were made during the 2012 season. New wrought-iron fencing was placed around the park's perimeter, new signage displaying the Governors proud history was added near the park's entrance and brick was added at the entrance and around the Governors clubhouse located just outside the park. In addition, fans have the benefit of new restrooms constructed during the offseason.

In the first decade of the 2000s, Raymond C. Hand Park saw the addition of an in-ground irrigation system, new fencing along each sideline and the addition of brick facing to the field's structures. In addition, the Governors replaced their outfield wall with a metal wall that included an expanded center field section that serves as a "Batter's Eye."

The Raymond C. Hand Park improvements are scheduled to continue into the future with the addition of a new press box and suite complex to replace the current structure.

■ RCHP QUICK FACTS

Playing Surface	Natural Grass
Outfield Fence	8' high w/ 12' high "batters eye" (metal)
Dimensions (L-R)	319 | 373 | 392 | 365 | 327
Govs Record at RCHP	674-471-2 (.588)
First Game at Governors Park	March 23, 1970
Dedicated as Raymond C. Hand Park	March 27, 1993
Permanent Seating Capacity	777

■ YEAR-BY-YEAR AT RCHP

1970 .. 10-10	1980 6-5	1990 .. 20-14	2000 .. 20-13	2010 21-7
1971 27-6	1981 15-3	1991 6-15	2001 .. 14-17	2011 .. 17-10
1972 11-7	1982 .. 10-12	1992 .. 16-10	2002 21-7	2012 19-9
1973 11-7	1983 3-10	1993 19-7	2003 .. 18-15	2013 27-6
1974 ... 16-13	1984 7-9	1994 .. 19-16	2004 23-9	2014 .. 14-17
1975 14-5	1985 .. 11-10	1995 .. 16-15	2005 20-5	
1976 16-5	1986 . 8-16-2	1996 30-9	2006 .. 22-12	
1977 14-8	1987 7-15	1997 15-9	2007 .. 19-11	
1978 6-9	1988 .. 13-13	1998 .. 12-18	2008 .. 17-14	
1979 8-7	1989 .. 10-12	1999 .. 12-14	2009 .. 16-11	

■ DIRECTIONS

From I-24: Proceed to exit 4. If you are headed west on I-24 make a left at the light onto Wilma Rudolph Blvd. If you are headed east on I-24 make a right at the interchange onto Wilma Rudolph Blvd. Drive approximately six miles (street name will change to College Street) until you reach the Eighth Street intersection. Make a right turn at the light and proceed to the first stop sign on Eighth Street. At the stop sign make a left turn onto Marion Street. Continue on Marion past the football stadium to the third stop sign. At that stop sign make a right onto Drane Street, the entrance to Raymond C. Hand Park is on the left, parking is on the right.

GOVERNORS BASEBALL: **TRADITION**

10
OHIO VALLEY CONFERENCE CHAMPIONSHIP SEASONS
1971, 1994, 1996
2003, 2004, 2005
2007, 2011, 2012, 2013

6
OHIO VALLEY CONFERENCE TOURNAMENT TITLES
1996, 2005, 2007
2011, 2012, 2013
The Govs five OVC tourney titles since 2000 are the most of any OVC school.

3
FORMER GOVS CURRENTLY IN THE MAJOR LEAGUES
A.J.Ellis, Shawn Kelley and Matt Reynolds all wore the Red & White before joining the professional ranks.

7
OHIO VALLEY CONFERENCE REGULAR-SEASON TITLES
1971, 1994, 2003
2004, 2007, 2011, 2012
Austin Peay has twice won back-to-back crowns since 2000. The Govs five wins since 2000 are the most of any OVC school.

6
NCAA TOURNAMENT APPEARANCES
1996, 2005, 2007, 2011, 2012, 2013
The Govs reached the regional final in both 2012 (Eugene) and 2013 (Bloomington). They have won a game in their last four tournament appearances.

36
PLAYERS DRAFTED IN THE MLB FIRST-YEAR PLAYER DRAFT
The Governors have had 16 players drafted in the past seven seasons.



Austin Peay won the 2012 OVC Baseball Championship, its second-straight tournament title. The Govs became the first team since 1988 to lose its opening tournament game and eventually win the tournament title.

2015 GOVERNORS

TV/RADIO CHART

1
Wesley Purcell
OF • 6-2 • 197 • Jr.
Owensboro, Ky.
Apollo HS

2
Griffin Ganick
IF • 6-1 • 180 • So.
Brentwood, Tenn.
Brentwood Academy

3
Zach Walton
RHP • 5-10 • 176 • RSr.
Columbia, Tenn.
Walters State CC

4
Garrett Copeland
IF • 5-11 • 192 • So.
Bartlett, Tenn.
Bolton HS

5
Alex Robles
IF/P • 5-11 • 212 • So.
Tucson, Ariz.
Tucson High Magnet School

6
Patrick Massoni
OF • 5-10 • 191 • Jr.
Danville, Calif.
Chabot College



7
Clayton Smithson
IF • 6-1 • 175 • Jr.
Hopkinsville, Ky.
Jackson State CC

8
Imani Willis
IF • 5-10 • 158 • Fr.
Marietta, Ga.
Campbell HS



9
Levi Primasing
LHP • 6-0 • 167 • So.
Clarksville, Tenn.
Northeast HS



10
Zach Hall
LHP • 6-2 • 202 • RSr.
Troy, Ill.
Parkland College

11
Dre Gleason
1B • 6-3 • 241 • So.
O'Fallon, Mo.
Fort Zumwalt North HS

12
Cayce Bredlau
OF • 5-11 • 188 • So.
Clarksville, Tenn.
Northwest HS

13
Chase Hamilton
OF • 6-3 • 188 • So.
Arlington, Tenn.
Arlington HS

14
Ridge Smith
IF/C • 5-10 • 190 • So.
Cordova, Tenn.
Germantown HS

15
Logan Gray
IF • 6-3 • 184 • So.
Leawood, Kan.
Rockhurst [Mo.] HS

16
Jared Carkuff
RHP • 6-4 • 169 • Jr.
Bell Buckle, Tenn.
Cascade HS

18
Jordan Harmon
RHP • 6-3 • 189 • So.
St. Louis, Mo.
Lindbergh HS

19
T.J. Marik
C • 5-9 • 225 • Fr.
Oak Forest, Ill.
St. Laurence HS



20
Kyle Blackburn
OF • 6-0 • 199 • Jr.
Camden, Tenn.
Jackson State CC

21
Caleb Powell
RHP • 6-2 • 256 • So.
Milan, Tenn.
Milan HS

22
Josh Wilson
OF • 5-11 • 200 • Jr.
Clarksville, Tenn.
Columbia State CC

23
Jake Corum
RHP • 6-1 • 207 • RJr.
Blaine, Tenn.
Walters State CC

24
Mark Hendrick
RHP • 6-6 • 212 • Sr.
Albuquerque, N.M.
Lamar [Colo.] CC

25
Kacy Kemmer
RHP • 5-11 • 185 • RSr.
Clarksville, Tenn.
Roane State CC

30
Hunter Lindley
RHP • 5-11 • 240 • RSo.
Germantown, Tenn.
St. Georges Ind. School

31
Shane Lantigua
RHP • 6-2 • 190 • So.
Bartlett, Tenn.
Bartlett HS

32
Zach Neff
LHP • 5-11 • 168 • Fr.
Belleville, Ill.
Gibault Catholic HS

33
Nicholas Geile
LHP • 5-8 • 175 • Fr.
St. Louis, Mo.
Parkway South HS

34
Michael Costanzo
LHP • 6-0 • 154 • Fr.
Chicago, Ill.
St. Rita of Cascia HS



35
Caleb Mitchell
C • 5-10 • 164 • Jr.
White House, Tenn.
White House Heritage HS

36
A.J. Gaura
RHP • 6-6 • 227 • RSr.
Saumico, Wis.
Iowa Western CC



44
Keirce Kimbel
RHP • 5-11 • 191 • Jr.
Franklin, Tenn.
Columbia State CC

49
Josh Rye
LHP • 6-3 • 223 • Fr.
Clarksville, Tenn.
Montgomery Central HS

55
Caleb DeLee
RHP • 6-2 • 215 • RJr.
Collierville, Tenn.
Meridian [Miss.] CC

56
John Sparks
LHP • 5-11 • 159 • Fr.
Bartlett, Tenn.
Bolton HS

NUMERICAL ROSTER

NO.	NAME	POS.	B/T	HT.	WT.	YR.	HOMETOWN/PREVIOUS SCHOOL(S)
1	Wesley Purcell	OF	R/R	6-2	197	Jr.	Owensboro, Ky./Apollo HS
2	Griffin Ganick	IF	R/R	6-1	180	So.	Brentwood, Tenn./Brentwood Academy
3	Zach Walton	RHP	R/R	5-10	176	R-Sr.	Columbia, Tenn./Spring Hill HS/Walters State CC
4	Garrett Copeland	IF	S/R	5-11	192	So.	Bartlett, Tenn./Bolton HS
5	Alex Robles	IF/P	R/R	5-11	212	So.	Tucson, Ariz./Tucson High Magnet School
6	Patrick Massoni	OF	R/R	5-10	191	Jr.	Danville, Calif./Sam Ramon Valley HS/Chabot College
7	Clayton Smithson	IF	R/R	6-1	175	Jr.	Hopkinsville, Ky./Hopkinsville HS/Jackson State CC
8	Imani Willis	IF	R/R	5-10	158	Fr.	Marietta, Ga./Campbell HS
9	Levi Primasing	LHP	L/L	6-0	167	So.	Clarksville, Tenn./Northeast HS
10	Zach Hall	LHP	L/L	6-2	202	R-Sr.	Troy, Ill./Triad HS/Parkland College
11	Dre Gleason	1B	L/R	6-3	241	So.	O'Fallon, Mo./Fort Zumwalt North HS
12	Cayce Bredlau	OF	L/L	5-11	188	So.	Clarksville, Tenn./Northwest HS
13	Chase Hamilton	OF	L/L	6-3	188	So.	Arlington, Tenn./Arlington HS
14	Ridge Smith	IF/C	R/R	5-10	190	So.	Cordova, Tenn./Germantown HS
15	Logan Gray	IF	R/R	6-3	184	So.	Leawood, Kan./Rockhurst [Mo.] HS
16	Jared Carkuff	RHP	R/R	6-4	169	Jr.	Bell Buckle, Tenn./Cascade HS
18	Jordan Harmon	RHP	R/R	6-3	189	So.	St. Louis, Mo./Lindbergh HS
19	Tyler Marik	C	R/R	5-9	225	Fr.	Oak Forest, Ill./St. Laurence HS
20	Kyle Blackburn	OF	R/R	6-0	199	Jr.	Camden, Tenn./Camden Central HS/Jackson State CC
21	Caleb Powell	RHP	R/R	6-2	256	So.	Milan, Tenn./Milan HS
22	Josh Wilson	OF	L/L	5-11	200	Jr.	Clarksville, Tenn./Clarksville HS/Columbia State CC
23	Jake Corum	RHP	L/R	6-1	207	R-Jr.	Blaine, Tenn./Grainger HS/Walters State CC
24	Mark Hendrick	RHP	R/R	6-6	212	Sr.	Albuquerque, N.M./Sandia HS/ Lamar [Colo.] CC
25	Kacy Kemmer	RHP	L/R	5-11	185	R-Sr.	Clarksville, Tenn./Clarksville HS/Roane State CC
30	Hunter Lindley	RHP	R/R	5-11	240	R-So.	Germantown, Tenn./St. Georges Ind. School
31	Shane Lantigua	RHP	R/R	6-2	190	So.	Bartlett, Tenn./Bartlett HS
32	Zach Neff	LHP	L/L	5-11	168	Fr.	Belleville, Ill./Gibault Catholic HS
33	Nicholas Geile	LHP	L/L	5-8	175	Fr.	St. Louis, Mo./Parkway South HS
34	Michael Costanzo	LHP	L/L	6-0	154	Fr.	Chicago, Ill./St. Rita of Cascia HS
35	Caleb Mitchell	C	R/R	5-10	164	Jr.	White House, Tenn./White House Heritage HS/ New Mexico Military Inst.
36	A.J. Gaura	RHP	R/R	6-6	227	R-Sr.	Saumico, Wis./Bay Port HS/Iowa Western CC
44	Keirce Kimbel	RHP	R/R	5-11	191	Jr.	Franklin, Tenn./Page HS/Columbia State CC
49	Josh Rye	LHP	L/L	6-3	223	Fr.	Clarksville, Tenn./Montgomery Central HS
55	Caleb DeLee	RHP	R/R	6-2	215	R-Jr.	Collierville, Tenn./Collierville HS/ Meridian [Miss.] CC
56	John Sparks	LHP	L/L	5-11	159	Fr.	Bartlett, Tenn./Bolton HS

ALPHABETICAL

NO.	NAME	POS.
20	Kyle Blackburn	OF
12	Cayce Bredlau	OF
16	Jared Carkuff	RHP
4	Garrett Copeland	IF
23	Jake Corum	RHP
34	Michael Costanzo	LHP
55	Caleb DeLee	RHP
2	Griffin Ganick	IF
36	A.J. Gaura	RHP
33	Nicholas Geile	LHP
11	Dre Gleason	1B
15	Logan Gray	IF
10	Zach Hall	LHP
13	Chase Hamilton	OF
18	Jordan Harmon	RHP
24	Mark Hendrick	RHP
25	Kacy Kemmer	RHP
44	Keirce Kimbel	RHP
31	Shane Lantigua	RHP
30	Hunter Lindley	RHP
19	Tyler Marik	C
6	Patrick Massoni	OF
35	Caleb Mitchell	C
32	Zach Neff	LHP
21	Caleb Powell	RHP
9	Levi Primasing	LHP
1	Wesley Purcell	OF
5	Alex Robles	IF/P
49	Josh Rye	
14	Ridge Smith	C/IF
7	Clayton Smithson	IF
56	John Sparks	LHP
3	Zach Walton	RHP
8	Imani Willis	IF
22	Josh Wilson	OF

COACHING & SUPPORT STAFF

NO.	NAME	POSITION	SEASON AT APSU	ALMA MATER, YEAR
27	Gary McClure	Head Coach	28th season	Austin Peay, 1987
28	Derrick Dunbar	Assistant Coach	5th season	Austin Peay, 2002
26	Chal Fanning	Assistant Coach	1st season	Cal Poly, 1996
29	Greg Bachman	Volunteer Assistant	1st season	Austin Peay, 2012
	Monday Willis	Assistant Athletic Trainer	1st season	West Florida, 2014
	Cody Bush	Sports Information Coordinator	16th season	Westminster (Mo.), 1997

Student Managers: Matt Wollenzin, Jake Puckett, Austin Westmoreland, Jared Bird, Will Pressnell, Jake Herbst

PRONUNCIATION GUIDE

NO.	NAME	SAY IT THIS WAY...
2	Griffin **Ganick**	gan-ick
5	Alex **Robles**	robe-less
9	Levi **Primasing**	premise-ing
12	**Cayce Bredlau**	K.C. Bred-low
23	Jake **Corum**	core-um

NO.	NAME	SAY IT THIS WAY...
31	Shane **Lantigua**	lan-tee-gua
33	Nicholas **Geile**	like "guile"
34	Michael **Costanzo**	cuh-stan-zoh
36	A.J. **Gaura**	Gar-uh
44	**Keirce** Kimbel	rhymes with pierce

12 CAYCE BREDLAU OF

Class: Sophomore • **Height:** 5-11 • **Weight:** 188 • **Bats:** Left • **Throws:** Left
Hometown: Clarksville, Tennessee
Previous School: Northwest HS

Awards and Honors

Louisville Slugger Freshman All-American, 2014... OVC All-Freshman Team, 2014... Dean's List: F14... Athletics Director's Honor Roll: S14, F14

Career Recap: Austin Peay

As a freshman in 2014 – Appeared in 53 games for the Govs getting 47 starts in the outfield, making 30 starts in center field and 17 in left field... His .331 batting average (56-for-169) was second on the team... Led the team with a .444 on-base percentage and 14 stolen bases... Started in all 30 OVC games and led the team in conference play with a .371 (43-for-116) batting average... Had 15 multihit games, including six three-hit affairs... Began season without a hit in first 10 at-bats... Returned to starting lineup against Milwaukee, March 8, and recorded first collegiate hit, a bunt single... Once he returned to the lineup had a hit in 36 of his 43 starts the season's remainder... Went 3-for-4 with three runs and two stolen bases against Eastern Kentucky, April 26... Went 8-for-14 with two doubles, a triple, a stolen base, a home run, only struck out once in weekend series against UT Martin, May 10-12... Batted .450 (18-for-50) with six RBI during his nine-game hit streak, April 30-May 15 that included five straight multihit games.

Career Recap: Northwest HS

As a senior, was named to The Leaf Chronicle 2013 All-Area Team after batting .440 with three home runs and posting a .568 on-base percentage... Named to 2013 Class AAA Middle Tennessee Senior All-Star roster and was 3-for-4 with two RBI in the contest... Was a three-time All-District 10-AAA selection (2011-13) and was an all-region pick as a sophomore... Was ranked among Tennessee's top 10 with a .535 batting average during sophomore campaign with seven home runs and 23 RBI... Was named to TBCA Super Sophomore team... Played under head coach Dan Stephens.

Personal

Cayce Todd Bredlau is the son of Todd and Teresa Bredlau... Born June 6... An agriculture major with an emphasis in agribusiness.

Cayce Bredlau's Career Statistics

Batting	AVG	GP	GS	AB	R	H	2B	3B	HR	RBI	TB	SLG	BB	HBP	SO	GDP	OB%	SF	SH	SB	ATT	PO	A	E	FLD
2014	.331	53	47	169	40	56	11	1	2	21	75	.444	32	3	30	2	.444	1	9	14	20	106	3	1	.991

CAREER BESTS | Hits: 3 vs. UT Martin (5/12/14) | Home Runs: 1 vs. UT Martin (5/12/14) | RBI: 3 vs. Southeast Mo. (4/12/14) | Runs: 3 vs. UT Martin (5/12/14) | Walks: 3 vs. Iowa (2/16/14) | Hit Streak: 9 games (4/30/14 – 5/15/14)

16 JARED CARKUFF RHP

Class: Junior • **Height:** 6-4 • **Weight:** 169 • **Bats:** Right • **Throws:** Right
Hometown: Bell Buckle, Tennessee
Previous School: Cascade HS

Awards and Honors

Dean's List: F14... Athletics Director's Honor Roll: S14, F14

Career Recap: Austin Peay

As a sophomore in 2014 – Pitched 54.1 innings in 20 appearances for the Govs... Finished season with a 4.31 ERA and a 3-3 record... Struck out 43 and had a .277 batting average against... Started the season in the closer role and earned three saves... Moved to starter for the final six OVC series and had 11 appearances with six starts in OVC play, finishing conference play with a 2-1 record in 41 innings pitched... Picked up season's first victory with three scoreless innings of relief at Evansville, March 25... Threw six innings giving up one earned run and striking out three in win at Belmont, April 18... Tossed seven shutout innings with a season-high six strikeouts in season's final win against UT Martin, May 11... Had complete game outing, giving up one run with three strikeouts in 1-0 loss at SIUE, May 16... Made one plate appearance against Bradley, March 1, and struck out.

As a freshman in 2013 – Appeared in 19 contests and made six midweek starts during campaign... Recorded 6.89 ERA in first season and recorded 27 strikeouts in 32.2 innings pitched... Struck out season-best five batters at Western Kentucky, April 3, allowed only one run but left with game tied 1-1 and Govs won 3-1... Season's longest outing was 6.1-inning effort at Lipscomb, March 13, where he left tying run on base only to see two wild pitches allow run to score, keeping him from decision despite allowing only one unearned run.

Career Recap: Cascade HS

Tennessean All-Midstate third-team as a senior after posting 139 strikeouts and picking up nine victories while allowing less than an earned run per game (0.30 ERA)... TBCA first-team All-State... Led Cascade to third-place state finish, pitching and picking up a victory against North Greene with a 12-strikeout, three-hit performance over five innings... Went 5-2 with two saves and 102 strike outs as a junior, leading Cascade to the Class 1A regional final... Region Most Valuable Player in baseball... District 9 Pitcher of the Year as a sophomore after posting a 7-1 record and 0.47 ERA in 59.1 innings pitched... Also an All-State and region MVP as quarterback for Cascade's football team... Was a pitcher for Brandon Bassham.



Personal

Jared Mitchell Carkuff is the son of Maurice and Becky Carkuff... born Aug. 25... Has three brothers (Jeff, John, Jacob) and a sister (Beth Ann)... A communication arts major with an emphasis in sports broadcasting.

Jared Carkuff's Career Statistics

Pitching	ERA	W-L	APP	GS	CG	SHO	SV	IP	H	R	ER	BB	SO	2B	3B	HR	AB	BAA	WP	HBP	BK	SFA	SHA
2013	6.89	0-0	19	6	0	0	0	32.2	47	28	25	17	27	10	0	3	160	.359	4	5	2	3	4
2014	4.31	3-3	20	6	1	0	3	54.1	57	28	26	31	43	6	1	4	249	.277	5	7	0	1	4
TOTAL	5.28	3-3	39	12	1	0	3	87.0	104	56	51	48	70	16	1	7	409	.309	9	12	2	4	8

CAREER BESTS | Innings: 8.0 at SIUE (5/16/14) | Walks Allowed: 5 vs. Eastern Ky. (4/26/14) | Strikeouts: 6 vs. UT Martin (5/12/14) | Batters Faced: 30 vs. UT Martin (5/12/14)

4 GARRETT COPELAND IF

Class: Sophomore • **Height:** 5-11 • **Weight:** 192 • **Bats:** Both • **Throws:** Left
Hometown: Bartlett, Tennessee
Previous School: Bolton HS



Awards and Honors

Athletics Director's Honor Roll: S14, F14

Career Recap: Austin Peay

As a freshman in 2014 – Was the only Gov to appear and start in all 56 games in 2014... made his starts at second base, shortstop, third base... Finished the season with a .228 (47-206) batting average, including a .429 batting average (6-of-14) when bunting... Led the Govs with 40 walks... Was second on team with 41 runs and 13 stolen bases... Added 12 doubles, three home runs, 25 RBI on the season... In conference play, batted .252 (29-115) with a team-best 28 runs... Two of his three home runs were in OVC games... Had an eight-game hit streak (April 27-May 11)... Also had 11 multihit games... Went 2-for-4 with three RBI, including game-winning RBI, his first collegiate home run, and a walk against Dayton (Feb. 28)... In OVC doubleheader against Eastern Illinois (March 15) went 5-for-10 with three runs, a double, a home run... Had eight-game hit streak, April 27-May 11 that pushed average from .222 to .239... Batted in game-winning RBI in Govs final win with 10th inning single at SIUE, May 15.

Career Recap: Bolton HS

A 2013 Southeast Region honorable mention selection by Perfect Game... Was a four-time All-District 14-AAA selection and Commercial Appeal All-Metro pick... Also was a three-time All-District 14-AAA all-tournament honoree... During senior season batted .345 with 36 runs scored and 19 RBI in 35 games, including 24 stolen bases, five triples and 25 walks (.461 on-base percentage)... As a junior, batted .407 with 22 doubles, 13 triples and 27 stolen bases... As a sophomore, batted .539 with two home runs... Selected to 2013 State Farm Shelby County All-Star Team... Named to 2012 TBCA Junior Sunbelt Classic squad and was a TBCA First-Team All-State selection... Played under Chris Godwin.

Personal

Curtis Garrett Copeland is the son of Curtis and Lisa Copeland... Born Feb. 22... Has an older sister, Paige, who played softball at Bethel College... Father played golf at North Alabama... A political science major with a professional education minor.

Garrett Copeland's Career Statistics

Batting	AVG	GP	GS	AB	R	H	2B	3B	HR	RBI	TB	SLG	BB	HBP	SO	GDP	OB%	SF	SH	SB	ATT	PO	A	E	FLD
2014	.228	56	56	206	41	47	12	0	3	25	68	.330	40	5	49	1	.362	3	3	13	18	94	163	17	.938

CAREER BESTS | Hits: 3 vs. Eastern Ill. (3/15/14) | Home Runs: 1 at Morehead St. (5/4/14) | RBI: 3 vs. Dayton (2/28/14) | Runs: 3 at Morehead St. (5/2/14) | Walks: 3 at Jacksonville St. (3/22/14) | Hit Streak: 8 games (4/27/14 – 5/11/14)

23 JAKE CORUM RHP

Class: Junior (RS) • **Height:** 6-1 • **Weight:** 207 • **Bats:** Right • **Throws:** Right
Hometown: Blaine, Tennessee
Previous School: Walters State CC/Grainger HS

Awards and Honors

OVC Academic Medal of Honor, 2013-14... OVC Commissioner's Academic Honor Roll, 2013-14... President's List: F13, S14... Dean's List: F13, S14, F14... Athletics Director's Honor Roll: F13, S14, F14

Career Recap: Austin Peay

As a redshirt sophomore transfer in 2014 – Had team-best 31 appearances out of the Govs bullpen... Pitched 32.2 innings with a 2-2 record, 6.61 ERA and 25 strikeouts... Had 15 appearances in OVC play with a 1-0 record and 13.2 innings pitched... Picked up relief wins against Milwaukee, March 9, and Eastern Kentucky, April 26... Struck out three batters and gave up no earned runs in 1.1 innings in Game 2 of a doubleheader against Iowa, Feb. 15... Had another three strikeout game in 1.1 innings against Southeast Missouri, April 13... Tossed season-high 2.2 innings with two Ks and no runs against Evansville in Game 1 of a doubleheader, March 26.

Career Recap: Walters State CC

Appeared in two games and made one start as a sophomore before suffering injury... Compiled a 1-0 record and a save in nine appearances, including one start, as a freshman, striking out 15 in 15.1 innings pitched... Was named a TCCAA Distinguished Scholar-Athlete as a freshman and sophomore and was a member of Phi Theta Kappa academic honor society... Played under head coach David Shelton.

Career Recap: Grainger HS

Was the 2011 Region 1 MVP after leading Grizzlies to District 2-AA Runner-Up finish... Also was Blue Ridge Athletic 2010 Conference Pitcher of the Year, 2009 Conference Defensive Player of the Year and 2009 Conference Rookie of the Year... During his prep career batted .424 while playing outfield and second base and compiled a 2.25 ERA with 216 strikeouts in 183.1 innings as a pitcher... Prep coach was Chad Tate.

Personal

Jake Nolan Corum is the son of Greg and Becky Corum... Born April 14... Has two older brothers, Jared and Jed... A business major with an emphasis in finance.

Jake Corum's Career Statistics

Pitching	ERA	W-L	APP	GS	CG	SHO	SV	IP	H	R	ER	BB	SO	2B	3B	HR	AB	BAA	WP	HBP	BK	SFA	SHA
2014	6.61	2-2	31	0	0	0	0	32.2	37	26	24	16	25	6	0	0	148	.301	2	0	1	5	4

CAREER BESTS | Innings: 2.2 vs. Evansville (3/26/14) | Walks Allowed: 2 vs. Western Ky. (4/29/14) | Strikeouts: 3 vs. Southeast Missouri (4/13/14) | Batters Faced: 10 vs. Evansville (3/26/14)

55 CALEB DeLEE RHP

Class: Junior (RS) • **Height:** 6-2 • **Weight:** 215 • **Bats:** Right • **Throws:** Right
Hometown: Collierville, Tennessee
Previous School: Meridian [Miss.] CC/Collierville HS

Career Recap: Austin Peay

As a redshirt sophomore transfer in 2014 – Appeared in 11 games with four starts in 2014 before having a season-ending shoulder injury... Finished season with 1-3 record and 21 strikeouts in 22.2 innings pitched... Made three OVC appearances, including one start... Season's lone win came in relief outing against Milwaukee, March 9, where he tossed 2.2 scoreless innings and struck out two... Had season-best five strikeouts in 4.1 innings against Eastern Michigan, Feb. 26... Recorded four strikeouts in two innings against Tennessee, March 18... Made season's last appearance against Southeast Missouri, April 13.

Career Recap: Meridian CC

Did not play as a sophomore in 2012... As a freshman, compiled a 3-1 record with two saves and a 4.61 ERA in 16 relief appearances.

Career Recap: Collierville HS

Was a 2011 Preseason Louisville Slugger High School All-American and a two-time All-Metro selection by the Memphis Commercial Appeal... Prepped under head coach Jeff Hopkins.

Personal

Caleb Robert DeLee is the son of Paul and Brenda DeLee... Born August 3... Has three older siblings: Brandi, Josh and Lacey... An interdisciplinary studies major.

Caleb DeLee's Career Statistics

Pitching	ERA	W-L	APP	GS	CG	SHO	SV	IP	H	R	ER	BB	SO	2B	3B	HR	AB	BAA	WP	HBP	BK	SFA	SHA
2014	10.72	1-3	11	4	0	0	0	22.2	33	27	27	16	21	8	1	1	120	.359	5	7	0	3	2

CAREER BESTS | Innings: 6.0 at Western Ky. (4/1/14) | Walks Allowed: 3 vs. Eastern Mich. (2/25/14) | Strikeouts: 5 vs. Eastern Mich. (2/25/14) | Batters Faced: 24 at Western Ky. (4/1/14)

25 GRIFFIN GANICK IF

Class: Freshman • **Height:** 6-1 • **Weight:** 180 • **Bats:** Right • **Throws:** Right
Hometown: Brentwood, Tenn.
Previous School: Brentwood Academy

Awards and Honors

Athletics Director's Honor Roll: S14, F14

Career Recap: Austin Peay

As a freshman in 2014 – Appeared in 14 games with two starts for the Govs in 2014... Was used as a defensive sub at Baylor, Feb. 22, and had two assists... Started at designated hitter against Evansville, March 26, and Western Kentucky, April 29... Also had 11 pitch-hit plate appearances with two RBI and two walks.

Career Recap: Brentwood Academy

Batted .388 with 29 RBI as a senior... Named to Williamson Herald Preseason All-County team in 2013... As a freshman, started on Eagles' Division II Class AA state championship team... Played under Buddy Alexander.

Personal

Griffin Gabriel Ganick is the son of Gary and Darcy Ganick... Born July 19... Has two older siblings, Jessica and Chandler... A business major with an emphasis in accounting.

Griffin Ganick's Career Statistics

Batting	AVG	GP	GS	AB	R	H	2B	3B	HR	RBI	TB	SLG	BB	HBP	SO	GDP	OB%	SF	SH	SB	ATT	PO	A	E	FLD
2014	.000	16	3	21	0	0	0	0	0	2	0	.000	2	0	7	1	.083	1	0	0	1	0	2	0	1.000

CAREER BESTS | Hits: NA | Home Runs: NA | RBI: 1 vs. Iowa (2/15/14) | Runs: NA| Walks: 1 vs. Western Ky. (4/29/14) | Hit Streak: NA

36 A.J. GAURA RHP

Class: Senior (RS/TR) • **Height:** 6-6 • **Weight:** 227 • **Bats:** Right • **Throws:** Right
Hometown: Saumico, Wisconsin
Previous Schools: Iowa Western CC/Bay Port HS

Awards and Honors

OVC Commissioner's Academic Honor Roll, 2013-14... President's List: F13, F14... Dean's List: F13, F14... Athletics Director's Honor Roll: S13, F13, F14

Career Recap: Austin Peay

As redshirt junior in 2014 – Appeared in 28 games out of the Govs bullpen in 2014... Finished the season with a 3-1 record and a 3.09 ERA, striking out 40 in 35 innings... Went 2-1 with 22 innings in 18 appearances while adding 21 Ks in OVC games... Pitched season-long 2.2 scoreless innings with two strikeouts against Southeast Missouri, April 12... Picked up season's first win against Memphis, April 9, with one scoreless inning, striking out one... Also had wins against Eastern Kentucky, April 25, and at Morehead State, May 3... Had a season-high three strikeouts in 1.1 scoreless innings at Tennessee, March 18... Ended season with 3.2 innings of scoreless relief over three outings, striking out five.

As a junior transfer in 2013 – Was Govs' No. 3 starter before suffering season-ending injury in Week 3... Finished campaign with 1-1 record and 3.21 ERA, striking out 15 in 14 innings... Struck out seven batters in first two outings, turning the feat in 6.1 innings against Iowa, Feb. 17, before needing only 5.0 innings against Illinois State, Feb. 24... Earned win in first start as a Governor, holding Iowa to one run over 6.1 innings... Threw 2.2 innings in third start against Michigan State, March 3, allowed one run on five hits before being struck on the elbow by a line drive, an injury that ended his season.

Career Recap: Iowa Western CC

Pitched for head coach Marc Rardin... Won 17 games over two seasons at Iowa Western Community College... Posted 8-0 record and 3.99 ERA as a sophomore, notching 46 strikeouts in 56.1 innings pitched... Member of 2012 NJCAA Division I Championship team, posting complete game (5-inning) win against Neosho (Kan.)... Posted 9-1 record and 2.87 ERA as a freshman, recording 70 strikeouts in 75.1 innings pitched... Led Reivers to NJCAA Tournament where he posted a 2-0 record and 1.00 ERA with eight strikeouts over nine innings of tournament play... Selected to NJCAA All-Tournament Team.

Career Recap: Bay Port HS

Was a pitcher for head coach Mike Simeons... Was a second-team all-conference selection and named to the Wisconsin Baseball Coaches Association All-Star team, as a senior... As a junior, won a complete-game, two-run effort in the state semifinals to help the Pirates to the 2009 Wisconsin Division I state title.

Personal

Anthony John Gaura is the son of Wayne and Kathy Gaura... Born May 7... Has one brother, Trevor... Graduated in May 2014 with bachelors degree in business... Working towards master's degree in health and human performance with an emphasis in health leadership.

A.J. Gaura's Career Statistics

Pitching	ERA	W-L	APP	GS	CG	SHO	SV	IP	H	R	ER	BB	SO	2B	3B	HR	AB	BAA	WP	HBP	BK	SFA	SHA
2013	3.21	1-1	3	3	0	0	0	14.0	20	5	5	1	15	1	0	2	61	.345	0	1	0	0	1
2014	3.09	3-1	28	0	0	0	1	35.0	29	17	12	19	40	6	0	1	158	.225	6	7	0	0	3
TOTAL	3.12	4-2	31	3	0	0	1	49.0	49	22	17	20	55	7	0	3	219	.262	6	8	0	0	4

CAREER BESTS | Innings: 6.1 vs. Iowa (2/17/13) | Walks Allowed: 2 vs. Jacksonville St. (3/22/14) | Strikeouts: 7 vs. Illinois St. (2/24/13) | Batters Faced: 25 vs. Iowa (2/17/13)

11 DRE GLEASON 1B

Class: Sophomore • **Height:** 6-3 • **Weight:** 241 • **Bats:** Left • **Throws:** Right
Hometown: O'Fallon, Missouri
Previous School: Fort Zumwalt North HS



Awards and Honors

Louisville Slugger Freshman All-American, 2014

Career Recap: Austin Peay

As a freshman in 2014 – Appeared in 52 games with 49 starts at first base for the Govs... Finished season batting .261 with 29 RBI, nine doubles and four home runs... Played in all 30 OVC games batting .276 with 21 RBI and a .440 slugging percentage (4 home runs)... Had 14 multihit games, including three straight, March 15-21, with four RBI... Had two of his three game-winning RBI during that three-game stretch, with RBI groundout against Eastern Illinois, March 15, and leadoff home run in second inning at Jacksonville State, March 21... His third game-winning RBI came as part of 2-for-3, three RBI outing against Memphis, April 9... Went 3-for-6 with two runs scored, three RBI, a home run against Southeast Missouri, April 11... Finished season with a hit in 10 of last 11 games, pushing average from .248 to season's final mark.

Career Recap: Fort Zumwalt West HS

As a senior, was a first-team All-Gateway Athletic Conference Central Division selection after batting .338 with three home runs and 18 RBI in 23 games... Named to PNC Bank High School Baseball Showcase Team... Missed junior season due to injury... Batted .423 with six home runs and a team-best 35 RBI as a sophomore... Was selected to Power Showcase Home Run Derby in three consecutive seasons... Played under head coach Steve Siebert.

Personal

Dre Alexander Gleason is the son of Darrell and Sherri Gleason... Born Feb. 11... A criminal justice major with an emphasis in homeland security and a minor in sociology.

Dre Gleason's Career Statistics

Batting	AVG	GP	GS	AB	R	H	2B	3B	HR	RBI	TB	SLG	BB	HBP	SO	GDP	OB%	SF	SH	SB	ATT	PO	A	E	FLD
2014	.261	52	49	180	27	47	9	0	4	29	68	.378	26	3	52	2	.357	4	0	2	3	350	19	6	.984

CAREER BESTS | Hits: 3 vs. Southeast Mo. (4/11/14) | Home Runs: 1 vs. Southeast Mo. (4/12/14) | RBI: 3 vs. Southeast Mo. (4/11/14) | Runs: 2 vs. Southeast Mo. (4/13/14) | Walks: 2 at Western Ky. (4/4/14) | Hit Streak: 7 games (4/30/14 – 5/12/14)

15 LOGAN GRAY IF

Class: Sophomore • **Height:** 6-3 • **Weight:** 184 • **Bats:** Right • **Throws:** Right
Hometown: Leawood, Kansas
Previous School: Rockhurst [Mo.] HS



Awards and Honors

Louisville Slugger Freshman All-American, 2014... Selected in 25th round (744th overall) of 2013 MLB Draft by Kansas City.

Career Recap: Austin Peay

As a freshman in 2014 – Appeared in 54 games with 47 starts... Was shortstop for majority of the year with starts at third and second... Finished with a .249 (43-173) batting average, a team-leading 15 doubles, six home runs and 36 RBI... His six home runs were eighth-most by a freshman in Division I... Batted .248 in OVC play, but 12 of 25 hits went for extra base (8 doubles, 4 home runs) and finished with a .446 slugging percentage... Had 12 multihit games, including five three-hit games... Hit sixth-inning grand slam that provided game-winning RBI as part of 1-for-5, five-RBI effort against Milwaukee, March 9... One week later his seventh-inning, pinch-hit two-run home run supplied game-winning RBI against Eastern Illinois, March 15... Went 3-for-4 with two runs scored, four RBI, a double and a home run against Tennessee Tech (April 6)... Had 3-for-4, four RBI outing against Eastern Kentucky, April 25, with a double and a two-run home run that drove in game-winning RBI.

Career Recap: Rockhurst HS

Batted .507 with eight doubles four triples, three home runs and 32 RBI during senior campaign, finishing campaign with a .563 on-base percentage after posting 10 walks... A 2013 Rawlings Central Region honorable mention selection by Perfect Game... Named to Midwest All-Regional Team by National High School Baseball Coaches Association... First-Team Class 5 All-State selection by Missouri High School Baseball Coaches Association... a 2013 Rawlings Central Region honorable mention selection and ranked as No. 1 shortstop in state of Kansas by Perfect Game... Named to 2013 High School All-Region 5 team by American Baseball Coaches Association... Selected a First-Team All-Metro pick by Kansas City Star... As a junior, batted .395 with 22 RBI and finished with a .532 on-base percentage after compiling 23 walks... Played under head coach Jim DeGraw.

Personal

Logan Alexander Gray is the son of Jason and Shawn Gray... Born Jan. 12... A business major.

Logan Gray's Career Statistics

Batting	AVG	GP	GS	AB	R	H	2B	3B	HR	RBI	TB	SLG	BB	HBP	SO	GDP	OB%	SF	SH	SB	ATT	PO	A	E	FLD
2014	.249	54	47	173	26	43	15	1	6	36	78	.451	17	1	59	0	.318	1	4	5	11	75	97	26	.869

CAREER BESTS | Hits: 3 vs. Western Ky. (4/29/14) | Home Runs: 1 vs. Eastern Ky. (4/26/14) | RBI: 5 vs. Milwaukee (3/81/14) | Runs: 2 vs. Southeast Mo. (4/11/14) | Walks: 2 vs. Southeast Mo. (4/12/14) | Hit Streak: 6 games (2/25/14 – 3/9/14)

10 ZACH HALL LHP

Class: Senior (TR/RS) • **Height:** 6-2 • **Weight:** 202 • **Bats:** Left • **Throws:** Left
Hometown: Troy, Illinois
Previous Schools: Parkland College/Triad HS

Awards and Honors

2012-13 OVC Commissioner's Honor Roll... Dean's List: S14, F14... Athletics Director's Honor Roll: F12, S13, F13, S14, F14

Career Recap: Austin Peay

As a senior in 2014 – Before a season-ending elbow injury, struck out seven through 7.1 innings in first two Friday starts of the season... Redshirted the 2014 season after having "Tommy John" surgery.

As a junior transfer in 2013 – Began season with midweek start and eventually moved into No. 1 starter role... Compiled an 8-2 record and 4.53 ERA in 19 appearances, striking out 66 in 89.1 innings... Govs were 12-3 in his 15 starts... Posted a 4-0 mark and 4.66 ERA in six OVC starts... Picked up first victory in first start, Feb. 19, at Middle Tennessee, allowing two runs in five innings... First OVC win came against Belmont, April 12, with then-career high six strikeouts in 6.1 innings... Struck out career-high seven batters in eight innings at UT Martin, May 10... Carried no-hitter into the sixth against SIUE, May 16, ultimately scattering two hits and striking out five in six innings before weather delay forced him out of game... Won OVC Tournament opener against Eastern Kentucky, May 23, allowing three runs in 7.1 innings and striking out six... Made start in NCAA Bloomington Regional opener against Florida, May 31, limiting Gators to two runs in 5.1 innings, but did not receive decision in Govs come-from-behind win... Made relief outing in regional final against Indiana, June 2, allowing two unearned runs in 1.1 innings.

Career Recap: Parkland College

Pitched for head coach Matt Kennedy... As a sophomore posted 7-3 record and 3.65 ERA... Made 12 appearances and struck out 64 batters over 66.2 innings... Was a second-team All-Midwest Athletic Conference selection... Posted win in elimination contest of Region 24 tournament, tossing seven scoreless innings and allowing only two hits while striking out eight... Received NJCAA Academic Award for Exemplary Academic Achievement and was a Midwest Athletic Conference All-Academic Team pick... As a freshman was 6-1 with 4.11 ERA, recording 44 strikeouts in 50.1 innings pitched to lead team to NJCAA Region 24 semifinals.



Career Recap: Triad HS

Was an outfielder and pitcher for head coach Jesse Bugger... School won two sectional championships during his career... Set school's record for strikeouts in a season with 114 strikeouts as a senior... Was a first-team all-conference pick as a pitcher and second-team all-conference selection in the outfield as a senior.

Personal

Zachary David Hall is the son of Jim and Sheila Hall... Born Nov. 20... Has one brother, Trevor... Graduated in May 2014 with bachelor's degree in health and human performance... Working towards master's degree in health and human performance with an emphasis in health leadership.

Zach Hall's Career Statistics

Pitching	ERA	W-L	APP	GS	CG	SHO	SV	IP	H	R	ER	BB	SO	2B	3B	HR	AB	BAA	WP	HBP	BK	SFA	SHA
2013	4.53	8-2	19	15	0	0	0	89.1	92	51	45	42	66	19	3	7	396	.265	7	3	2	1	3
2014	8.59	0-2	2	2	0	0	0	7.1	10	11	7	8	7	1	0	2	43	.323	1	2	0	0	2
TOTAL	4.84	8-4	21	17	0	0	0	96.2	102	62	52	50	73	20	3	9	439	.270	8	5	2	1	5

CAREER BESTS | Innings: 8.0 at UT Martin (5/10/13) | Walks Allowed: 5 at Baylor (2/21/14) | Strikeouts: 7 at UT Martin (5/10/13) | Batters Faced: 32 at UT Martin (5/10/13)

13 CHASE HAMILTON OF

Class: Sophomore • **Height:** 6-3 • **Weight:** 188 • **Bats:** Left • **Throws:** Left
Hometown: Arlington, Tennessee
Previous School: Arlington HS

Career Recap: Austin Peay

As a freshman in 2014 – Appeared in 43 games for the Govs in 2014, getting 26 center field starts... Had seven stolen bases on the season... Batted .167 but with 17 walks finished with .306 on-base percentage... First collegiate hit was RBI double in season-opener against Iowa, Feb. 15... Season's first three-walk outing came in Game 2 of Eastern Michigan doubleheader, Feb. 25, he stole one base and scored twice... Hit first collegiate home run, a two-run shot, against Bradley, March 1... Went 3-for-6 with three RBI and a run scored against Southeast Missouri, April 11... Reached base four times (1-for-4, 3 BB) at Morehead State, May 2, and stole three bases... Also made three appearances as relief pitcher, tossing 2.2 scoreless innings in three appearances and only surrendering two hits.

Career Recap: Arlington HS

Finished career at Arlington with .410 batting average and 17 home runs... named to a 2013 Rawlings Southeast Region honorable mention selection by Perfect Game... named a Louisville Slugger High School Baseball Preseason All-America honorable mention selection by Collegiate Baseball... was a second-team All-State pick by the Tennessee Baseball Coaches Association... as a junior batted .339 with three home runs and 24 RBI and posted a 7-2 record and 1.26 ERA on the mound, helping Tigers win 2012 Class AAA State Championship... in the state tournament batted .438 with seven runs scored, three RBI and two doubles from the leadoff position, including a 3-for-3, three RBI outing in Round 3 against Riverdale... also pitched a complete game for a Round 2 win against Farragut... named to 2012 TBCA 2-Way Team... played under head coach Chris Ring.

Personal

Hunter Chase Hamilton is the son of Keith and Leavy Hamilton and Ann Hamilton... Born August 10... Has five siblings: Will, D.B., Hope, McKenzie and Chandler... A criminal justice major with an emphasis in homeland security and a minor in health.

Chase Hamilton's Career Statistics

Batting	AVG	GP	GS	AB	R	H	2B	3B	HR	RBI	TB	SLG	BB	HBP	SO	GDP	OB%	SF	SH	SB	ATT	PO	A	E	FLD
2014	.167	43	26	90	19	15	1	1	1	8	21	.233	17	1	34	0	.306	0	2	7	8	84	3	2	.978

CAREER BESTS | Hits: 3 vs. Southeast Missouri (4/11/14) | Home Runs: 1 vs. Bradley (3/1/14) | RBI: 3 vs. Southeast Missouri (4/11/14) | Runs: 2 at Morehead St. (5/2/14) | Walks: 3 at Morehead St. (5/2/14) | Hit Streak: 4 games (4/11/14 – 4/16/14)

Pitching	ERA	W-L	APP	GS	CG	SHO	SV	IP	H	R	ER	BB	SO	2B	3B	HR	AB	BAA	WP	HBP	BK	SFA	SHA
2014	0.00	0-0	3	0	0	0	0	2.2	2	0	0	0	0	0	0	0	9	.222	0	0	0	0	0

CAREER BESTS | Innings: 1.0 at Lipscomb (5/13/13) | Walks Allowed: NA | Strikeouts: NA | Batters Faced: 3 at Middle Tenn. (4/30/13)

18 JORDAN HARMON RHP

Class: Sophomore • **Height:** 6-3 • **Weight:** 189 • **Bats:** Right • **Throws:** Right
Hometown: St. Louis, Missouri
Previous School: Lindbergh HS

Awards and Honors

Athletics Director's Honor Roll: F13, F14

Career Recap: Austin Peay

As a freshman in 2014 – Pitched 10 innings in 11 appearances out of the Govs bullpen in 2014... Finished freshman campaign with a 2.70 ERA and only a .206 batting average against... Only gave up one earned run in 3.1 innings spanning three OVC appearances... Went 1.1 innings giving up no runs against Eastern Michigan, Feb. 25... Tossed 1.1 scoreless innings against Middle Tennessee, April 30... Ended season allowing one unearned run in five outings totalling five innings.

Career Recap: Lindbergh HS

Was a second-team All-Suburban West Conference selection... Named to 2013 PNC Bank High School Baseball Showcase Team... In senior campaign, led Lindbergh with 12 RBI while posting a .328 batting average... On the mound, finished season with 3-5 record and 2.49 ERA in eight appearances, striking out 60 in 45.0 innings pitched... As a junior, had 21 RBI and posted a .329 batting average while compiling a 5-3 record and 3.04 ERA with 42 strikeouts in 48.1 innings... Finished career with 161 strikeouts in 155 innings pitched... Played under head coach Darin Scott.

Personal

Jordan Scott Harmon is the don of Jerry and Karen Harmon... Born Oct. 2... A business major with an emphasis in economics.



Jordan Harmon's Career Statistics

Pitching	ERA	W-L	APP	GS	CG	SHO	SV	IP	H	R	ER	BB	SO	2B	3B	HR	AB	BAA	WP	HBP	BK	SFA	SHA
2014	2.70	0-1	11	0	0	0	0	10.0	7	7	3	5	3	4	0	0	45	.206	0	4	0	1	1

CAREER BESTS | Innings: 1.1 at Middle Tenn. (4/30/14) | Walks Allowed: 2 vs. Iowa (2/15/14) | Strikeouts: 1 vs. Western Ky. (4/29/14) | Batters Faced: 8 at Middle Tenn. (4/30/14)

24 MARK HENDRICK RHP

Class: Senior (TR) • **Height:** 6-6 • **Weight:** 212 • **Bats:** Right • **Throws:** Right
Hometown: Albuquerque, New Mexico
Previous Schools: Lamar [Colo.] CC/Sandia HS

Awards and Honors

Dean's List, F14... Athletics Director's Honor Roll: S14, F14

Career Recap: Austin Peay

As a junior transfer in 2014 – Pitched 12 innings in eight appearances, including three starts... Finished the season with a 5.25 ERA... Made first appearance against Southern Illinois, Feb. 18, going 1.1 scoreless innings, striking out one... Tossed season-long three innings with two strikeouts against Evansville, March 26... Both of his losses came in games the Govs were shutout: starting and allowing two runs over 2.2 innings in 3-0 loss at Indiana State, April 2, then coming out of bullpen and allowing three unearned runs in 3-0 loss at Southern Illinois, April 16.

Career Recap: Lamar CC

Compiled a 17-6 record in two seasons at Lamar... Made 16 appearances, including 11 starts, during sophomore season, finishing with a 7-4 record and 4.55 ERA with 65 strikeouts in 65.1 innings pitched... As a freshman was a second-team All-Region IX selection after helping lead Runnin' Lopes to Region IX title... Led team with 10 wins, compiling a 10-2 record and 3.47 ERA with 65 strikeouts in 80.1 innings pitched... Was a second-team academic all-conference selection... Played under head coach Scott Crampton.

Career Recap: Sandia HS

His 54 strikeouts as a senior in 2011 ranked second among New Mexico high school pitchers... Was a 2011 first-team All-State selection by the New Mexico High School Baseball Coaches Association... Prepped under head coach Al Foster.

Personal

Mark Patrick Hendrick is the son of Dave and Maureen Hendrick... Born June 10... Has two siblings: Michael and Rachel... Father David played at Oklahoma (1982-83)... A mathematics major with an emphasis in applied mathematics.



Mark Hendrick's Career Statistics

Pitching	ERA	W-L	APP	GS	CG	SHO	SV	IP	H	R	ER	BB	SO	2B	3B	HR	AB	BAA	WP	HBP	BK	SFA	SHA
2014	5.25	0-2	8	3	0	0	0	12.0	22	16	7	5	4	2	0	0	72	.373	2	4	0	3	1

CAREER BESTS | Innings: 3.0 vs. Evansville (3/26/14) | Walks Allowed: 2 vs. Southern Ill. (2/18/14) | Strikeouts: 2 vs. Evansville (3/26/14) | Batters Faced: 19 vs. Evansville (3/26/14)

25 KACY KEMMER RHP

Class: Senior (RS) • **Height:** 5-11 • **Weight:** 185 • **Bats:** Left • **Throws:** Right
Hometown: Clarksville, Tennessee
Previous Schools: Roane State CC/Clarksville HS

Awards and Honors

2012 OVC All-Tournament Team (P)... Athletics Director's Honor Roll: S13, F14

Career Recap: Austin Peay

As a senior in 2014 – Did not give up an earned run in 2.2 innings pitched before having season-ending elbow injury... Redshirted 2014 season after having "Tommy John" surgery.

As a junior in 2013 – Govs set-up man finished season with 34 appearances – second most on team behind closer Tyler Rogers... Posted 6-0 record and 3.31 ERA with 33 strikeouts in 54.1 innings pitched... A "utility" pitcher, made 13 outings of 2-plus innings and 12 outings of an inning or less... Recorded first career save against Michigan State, March 3, allowing one run in final three innings... Starting April 5 against Tennessee Tech, did not allow an earned run in 16 consecutive outings totaling 22.2 innings... That stretch included an impressive 20.1 scoreless innings spanning 13 appearances... Both streaks came to an end in season's final appearance at NCAA Bloomington Regional when he surrendered four runs in one inning to host Indiana, June 1... Made season's only start against Evansville, April 24, allowed two walks and two hits in 2.0 innings but picked up win on staff day... Appeared twice in OVC Tournament... Struck out three of the five batters he faced in scoreless outing against Tennessee Tech, May 24... Faced seven batters in two scoreless innings of relief against Eastern Kentucky, May 25... First NCAA Regional outing saw him strike out two batters in two scoreless innings against Florida, May 31.

As a sophomore transfer in 2012 – Appeared in 25 games, making four starts... Compiled a 2-1 record and 3.35 ERA... Three starts came in postseason play where he was 1-1 with a 2.25 ERA... Struck out a batter and did not allow a run in each of season's first four relief appearances, Feb. 19-March 3... Picked up first collegiate win after throwing one scoreless relief inning against Middle Tennessee, April 11, allowing one hit... Threw 2.2 scoreless innings at Tennessee, April 24, allowing two hits and a walk while facing 10 batters in longest appearance by a pitcher in game... Made first start as a Governor and allowed one hit over two scoreless innings, May 15 at Belmont... Named to OVC All-Tournament squad with starts in both Saturday contests, becoming first pitcher to start two games on the same day since the tournament moved to a neutral site in 2001... His Saturday got off to a rough start when he did not make it out of the second inning against Southeast Missouri of the day's first game, allowing two runs on three hits... Returned in nightcap to throw complete-game, five-hit shutout in Game 1 of championship round against Eastern Illinois, May 26, allowing eight baserunners in the contest while striking out three... Started final game of NCAA Eugene Regional, allowing one run in 2.0 innings at Oregon, June 3.

Career Recap: Roane State CC

Under head coach David Lane, compiled a 4-3 record including wins against NJCCA nationally-ranked squads Walters State and Olney Central... Posted complete-game victory, allowing one unearned run, against Dyersburg in TJCCAA/Region 7 baseball tournament... Opened season with save against Cleveland State, striking out four in 2.1 innings.

Career Recap: Clarksville HS

Under head coach Brian Hetland, appeared as a pitcher 11 games as a senior, posting an 8-1 record and 1.70 ERA with 66 strikeouts in 66.0 innings pitched... At the plate batted .388 with 36 RBI... Named District 10-AAA Player of the Year, First-Team All-District 10-AAA, All-Region 5 selection, Clarksville Leaf Chronicle All-Area Pitcher of the Year, First Team All-Area Team and 2nd Team Tennessean All-Midstate... As a junior posted a 5-1 record and 1.26 ERA with 42 strikeouts in 39 innings pitched... Batted .321 and posted a .472 on-base percentage... Was an All-Region 5 selection.

Personal

Kacy Allen Kemmer is the son of Steve and Lisa Kemmer... Born Oct. 31... Has a sister, Kelsey... A business major with an emphasis in management.

Kacy Kemmer's Career Statistics

Pitching	ERA	W-L	APP	GS	CG	SHO	SV	IP	H	R	ER	BB	SO	2B	3B	HR	AB	BAA	WP	HBP	BK	SFA	SHA
2012	3.35	2-1	25	4	1	1	0	40.1	50	18	15	9	22	12	0	3	176	.316	2	3	0	1	5
2013	3.31	6-0	34	1	0	0	1	54.1	60	26	20	18	33	11	2	2	244	.273	1	2	0	1	3
2014	0.00	0-0	2	0	0	0	0	2.2	1	0	0	1	0	0	0	0	9	.125	1	0	0	0	0
TOTAL	3.24	8-1	61	5	1	1	1	97.1	111	44	35	28	55	23	2	5	429	.288	4	5	0	2	8

CAREER BESTS | Innings: 9.0 nt. Eastern Ill. (5/27/12) | Walks Allowed: 2 vs. Evansville (4/24/13) | Strikeouts: 4 vs. Lipscomb (5/8/12) | Batters Faced: 34 vs. Eastern Ill. (5/27/12)

31 SHANE LANTIGUA RHP

Class: Sophomore • **Height:** 6-2 • **Weight:** 190 • **Bats:** Right • **Throws:** Right
Hometown: Bartlett, Tennessee
Previous School: Bartlett HS

Awards and Honors

Athletic Director's Honor Roll: F13, S14, F14

Career Recap: Austin Peay

As a freshman in 2014 – Pitched 5.1 innings in six appearances, all at home, with three strikeouts... Tossed one scoreless inning with a strikeout against Southeast Missouri, April 11... Pitched one scoreless inning with a strikeout against Western Kentucky, April 29.

Career Recap: Bartlett HS

As a senior, posted a 4-3 record with one save in nine appearances at Bartlett... Was 3-3 in nine appearances, including four complete games, with 47 innings pitched as a junior... Compiled a 2-1 record in 10 appearances totaling 27.1 innings as a sophomore... Played under head coach Phil Clark.

Personal

Shane Lantigua is the son of Nidia Lantigua... Born Nov. 21... A business major with an emphasis in finance.

Shane Lantigua's Career Statistics

Pitching	ERA	W-L	APP	GS	CG	SHO	SV	IP	H	R	ER	BB	SO	2B	3B	HR	AB	BAA	WP	HBP	BK	SFA	SHA
2014	13.50	0-0	6	0	0	0	0	5.1	10	8	8	8	3	3	0	1	34	.385	2	0	0	0	0

CAREER BESTS | Innings: 2.0 vs. Southeast Mo. (4/13/14) | Walks Allowed: 4 vs. Southeast Mo. (4/13/14) | Strikeouts: 1 vs. Western Ky. (4/29/14) | Batters Faced: 12 vs. Southeast Mo. (4/13/14)

30 HUNTER LINDLEY RHP

Class: Sophomore (RS) • **Height:** 5-11 • **Weight:** 240 • **Bats:** Right • **Throws:** Right
Hometown: Germantown, Tennessee
Previous School: St. George's Independent School

Career Recap: Austin Peay

As a sophomore redshirt in 2014 – Redshirted the 2014 season due to "Tommy John" surgery late in the 2013 season.

As a freshman in 2013 – Made 15 appearances in rookie campaign despite battling injury which ultimately sidelined him for season's final six weeks... Finished season with 0-1 record and 3.65 ERA while holding opponents to a .245 batting average... Did not allow a run in first three outings and surrendered an unearned run in fourth appearance... His fifth outing was brief as he tossed just five pitches against Michigan State, March 3, before leaving due to injury... Returned to mound three weeks later at Mississippi State, March 26, allowed three runs in brief six-batter outing... Returned to form quickly, allowing one run in final nine appearances and finished season with 4.1 scoreless inning streak spanning five outings... Season ended with one pitch at Eastern Kentucky, April 26, suffering arm injury that required surgery.

Career Recap: St. George's Independent School

Was a pitcher and infielder for head coach Buzz Walthall... Was a three-time all-tournament and all-region selection... left as St. George's all-time hits and RBI leader... Hit .430 with 14 doubles, 50 RBI and 32 runs scored as a senior... Led St. George's to Division II-A sub-state finals as a junior, hitting .393 with seven home runs and 48 RBI while posting a 1.75 ERA... Also was an all-state pick and Commercial Appeal Best of Preps as a football player.

Personal

Hunter Douglas Lindley is the son of Chuck and Valerie Lindley... Born Feb. 13... Has one sister, Lauren... A physics major.

Hunter Lindley's Career Statistics

Pitching	ERA	W-L	APP	GS	CG	SHO	SV	IP	H	R	ER	BB	SO	2B	3B	HR	AB	BAA	WP	HBP	BK	SFA	SHA
2013	3.65	0-1	15	0	0	0	0	12.1	12	6	5	14	5	2	0	0	64	.245	2	1	0	0	0
2014 — Did not play (injury)																							

CAREER BESTS | Innings: 1.2 vs. Tenn. Tech (4/7/13) | Walks Allowed: 3 at Southern Ill. (4/10/13) | Strikeouts: 2 vs. Tenn. Tech (4/7/13) | Batters Faced: 8 vs. Tenn. Tech (4/7/13)

21 CALEB POWELL RHP

Class: Sophomore • **Height:** 6-2 • **Weight:** 256 • **Bats:** Right • **Throws:** Right
Hometown: Milan, Tennessee
Previous School: Milan HS

Career Recap: Austin Peay

As a freshman in 2014 – Had 48.1 innings pitched in 24 appearances, includes 10 starts for the Govs in 2014... Started five OVC games with 25 innings pitched... Tossed 3.2 innings only giving up one earned run with five strikeouts against Akron, March 7... Suffered loss in season's longest outing against Murray State, March 31, starting and allowing eight runs (three earned) on eight hits in six innings... Went two scoreless innings and three strikeouts against Memphis, April 9... Pitched 4.1 innings with one earned run and four strikeouts against Jacksonville State, March 22... Started APSU's finale at SIUE, May 17, allowing one run and striking out four over four innings.

Career Recap: Milan HS

Finished career with 32-4 record and 2.10 ERA on the mound... First-Team All-Class AA selection by Tennessee Sports Writers Association... Second Team Tennessee Baseball Report All-State honoree... A 2013 Rawlings Southeast Region honorable mention selection by Perfect Game... Was an all-district and all-district tournament pick each of his four seasons... Played under head coach Scott Paterson.

Personal

Caleb Garrett Powell is the son of Scott and Tammy Powell... Born Feb. 16... Has two siblings, Ben and Hannah... A health and human performance major with an emphasis in applied exercise science.

Caleb Powell's Career Statistics

Pitching	ERA	W-L	APP	GS	CG	SHO	SV	IP	H	R	ER	BB	SO	2B	3B	HR	AB	BAA	WP	HBP	BK	SFA	SHA
2014	7.26	0-1	24	10	0	0	0	48.1	67	55	39	26	38	11	0	6	252	.315	3	10	0	2	1

CAREER BESTS | Innings: 6.0 vs. Murray State (3/31/14) | Walks Allowed: 3 at Tennessee Tech (4/5/14) | Strikeouts: 5 vs. Akron (3/7/14) | Batters Faced: 31 vs. Murray St. (3/31/14)

9 LEVI PRIMASING LHP

Class: Sophomore • **Height:** 6-0 • **Weight:** 167 • **Bats:** Right • **Throws:** Right
Hometown: Clarksville, Tennessee
Previous School: Northeast HS

Awards and Honors

Dean's List: F13... Athletics Director's Honor Roll: F13

Career Recap: Austin Peay

As a freshman in 2014 – Pitched 45.2 innings in 24 appearances, including eight starts... Finished season with a 2-4 record and a 5.52 ERA while striking out 23... Made four OVC starts... Picked up first collegiate win in season's first start against Eastern Michigan, Feb. 25, going six innings and allowing two runs while striking out four... Posted season's second win in next start against Eastern Illinois, March 15, going seven innings with season-best five strikeouts and two runs allowed.

Career Recap: Northeast HS

As a senior, District 10-AA Pitcher of the Year and All-District 10-AAA selection after posting a 5-2 record and 0.62 ERA with 89 strikeouts in 44 innings... Named The Leaf Chronicle 2013 All-Area Pitcher of the Year... Honorable mention all-state pick by Tennessee Baseball Report... As a junior, he was 5-2 with two saves and compiled a 2.18 ERA and 56 strikeouts over 32.0 innings... Played under head coach and former Governor Dustin Smith.

Personal

Levi Clayton Primasing is the son of David and Tamra Primasing... Born March 28... Has three younger brothers: Kyle, Will and Evan... A health and human performance major with an emphasis in applied exercise science.

Levi Primasing's Career Statistics

Pitching	ERA	W-L	APP	GS	CG	SHO	SV	IP	H	R	ER	BB	SO	2B	3B	HR	AB	BAA	WP	HBP	BK	SFA	SHA
2014	5.52	2-4	24	8	0	0	0	45.2	49	37	28	26	23	7	1	6	220	.272	5	9	2	4	1

CAREER BESTS | Innings: 7.0 vs. Eastern Ill. (3/15/14) | Walks Allowed: 3 vs. UT Martin (3/11/14) | Strikeouts: 5 vs. Eastern Ill. (3/15/14) | Batters Faced: 27 vs. Eastern Mich. (2/25/14)

1 WESLEY PURCELL OF

Class: Junior • **Height:** 6-2 • **Weight:** 197 • **Bats:** Right • **Throws:** Right
Hometown: Owensboro, Kentucky
Previous School: Apollo HS

Awards and Honors

OVC Commissioner's Academic Honor Roll, 2013-14... Athletics Director's Honor Roll: F13, S14

Career Recap: Austin Peay

As a sophomore in 2014 – Appeared in nine games for the Govs in 2014... Mainly used as a pinch runner but also saw time in the outfield and in pinch-hit situations... Scored a big run to push the Govs ahead 6-4 in win over Iowa, Feb. 15.

As a freshman in 2013 – Played in seven contests, finishing season with .167 batting average... Recorded first collegiate hit in season's final at-bat, March 29, at Murray State.

Career Recap: Apollo HS

Was an outfielder for head coach Bob Mantooth... All-district outfielder in 2012 after earning all-region honors in 2011... Hit .297 with three home runs and 38 RBI as a senior... As a sophomore, batted .345 with 25 RBI and 10 stolen bases... During the summer between his junior and senior season, represented Kentucky at the Midwest Classic in Chicago.

Personal

Wesley Coleman Purcell is the son of Thomas and Gloria Purcell... Born Aug. 29... Father was a baseball player at Indiana State, while his mother ran track and played volleyball at Murray State... Has one sister, Ryanne... A health and human performance major with an emphasis in applied exercise science.

Wesley Purcell's Career Statistics

Batting	AVG	GP	GS	AB	R	H	2B	3B	HR	RBI	TB	SLG	BB	HBP	SO	GDP	OB%	SF	SH	SB	ATT	PO	A	E	FLD
2013	.167	7	0	6	0	1	0	0	0	0	1	.167	0	0	4	0	.167	0	0	0	0	2	0	0	1.000
2014	.000	9	0	2	1	0	0	0	0	0	0	.000	0	0	1	0	.000	0	0	0	1	2	0	0	1.000
TOTAL	.125	16	0	8	1	1	0	0	0	0	1	.125	0	0	5	0	.125	0	0	0	1	4	0	0	1.000

CAREER BESTS | Hits: 1 vs. Murray St. (3/29/13) | Home Runs: NA | RBI: NA | Runs: 1 vs. Iowa (2/16/14)| Stolen Bases: NA | Walks: NA | Hit Streak: NA

5 ALEX ROBLES IF/RHP

Class: Sophomore • **Height:** 5-11 • **Weight:** 212 • **Bats:** Right • **Throws:** Right
Hometown: Tucson, Arizona
Previous School: Tucson High Magnet School

Awards and Honors

Louisville Slugger Preseason 2nd Team All-American, 2015... Louisville Slugger Freshman All-American, 2014... National Collegiate Baseball Writers Association Freshman All-American, 2014... Baseball America 1st Team Freshman All-American, 2014... Perfectgame.com 2nd Team Freshman All-American, 2014... OVC Rookie of the Year, 2014... 2nd Team All-OVC (SP), 2014... OVC All-Freshman Team, 2014... adidas® OVC Player of the Week, April 21, 2014

Career Recap: Austin Peay

As a freshman in 2014 – Appeared in 55 games, starting in 54 of those contests... Was a two-way player that was a starting pitcher and designated hitter on Fridays during OVC play then played third (29 starts), second (5), shortstop (1) and was the team's designated hitter (10) on the other days... Led Govs with a .349 batting average... Also had 14 doubles, 39 RBI, a .450 slugging percentage... Totals included a .328 batting average in OVC play and team-leading 24 RBI... Posted team-best 21 multihit games, including five three-hit games, and was held hitless in only eight games... Had an 11-game hit streak, Feb. 25-March 18... One game later started another 12-game hit streak, March 22-April 6... First collegiate hit came in 2-for-3 outing in season-opener against Iowa, Feb. 15... Hit first collegiate home run as part of 2-for-4, RBI outing against Southern Illinois, Feb. 18... His first-inning RBI double against Bradley, March 1, supplied the game-winning RBI and he was 1-for-4 in the contest... Had 3-for-3 outing with three runs and three RBI against Southeast Missouri, April 11... Went 2-for-4 with two runs, an RBI, two doubles against UT Martin, May 11, including game-winning RBI double in first inning... Ended season with a hit in eight of final nine games, batting .424 with 9 RBI in that span... On the mound, finished with a 6-2 record and a 3.63 ERA through 84.1 innings... Had 16 appearances on the mound with 14 of them weekend starts... Had 56 strikeouts with only a .284 batting average against... In 10 OVC starts on the mound, posted a 5-1 record with a 3.29 ERA and 48 Ks... Threw an one-hit shutout with nine strikeouts and only two walks against Belmont, April 17... Went seven innings in next start against Eastern Kentucky, April 25, with one earned run and a season-high 13 strikeouts... Had wins against each of the OVC's top three teams (Tennessee Tech, Southeast Missouri and Jacksonville State)... Batted .372 with 14 RBI as a starting pitcher.

Career Recap: Tucson High Magnet School

As a senior, selected to Louisville Slugger High School Baseball All-America second team... named Arizona Daily Star State Player of the Year... Arizona Baseball Coaches Association Division I First-Team All-State honoree... selected to AZBCA Division I North All-Star Team... named 2013 Rawlings West Region Second Team by Perfect Game... batted .505 with 29 RBI as a senior, recording 13 extra-base hits (.701 SLG)... on the mound, was 9-2 with 1.36 ERA, tossed nine complete games and struck out 71 batters over 67 innings... as a junior batted .393 with 21 RBI and was 7-1 with 2.68 ERA on the mound, recording 38 strikeouts in 52.1 innings... played under head coach Oscar Romero.

Personal

Alejandro Robles is the son of Adrian and Diana Robles... born July 7... A health and human performance major with an emphasis in applied exercise science.

Alex Robles' Career Statistics

Batting	AVG	GP	GS	AB	R	H	2B	3B	HR	RBI	TB	SLG	BB	HBP	SO	GDP	OB%	SF	SH	SB	ATT	PO	A	E	FLD
2014	.349	55	54	209	35	73	14	2	1	39	94	.450	17	6	40	7	.405	5	4	3	7	41	90	13	.910

CAREER BESTS | Hits: 3 vs. Southeast Mo. (4/11/14) | Home Runs: 1 vs. Southern Ill. (2/18/14) | RBI: 3 vs. Western Ky. (4/29/14) | Runs: 3 vs. Southeast Mo. (4/11/14)| Walks: 1 at Middle Tenn. (4/30/14) | Hit Streak: 12 games (3/22/14 – 4/6/14)

Pitching	ERA	W-L	APP	GS	CG	SHO	SV	IP	H	R	ER	BB	SO	2B	3B	HR	AB	BAA	WP	HBP	BK	SFA	SHA
2014	3.63	6-2	16	14	1	1	0	84.1	97	55	34	20	56	19	1	4	379	.284	0	10	1	4	4

CAREER BESTS | Innings: 9.0 at Belmont (4/17/14) | Walks Allowed: 2 at Belmont (4/17/14) | Strikeouts: 13 vs. Eastern Ky. (4/25/14) | Batters Faced: 35 at Tennessee Tech (4/4/14)

14 RIDGE SMITH C/IF

Class: Sophomore • **Height:** 5-10 • **Weight:** 190 • **Bats:** Right • **Throws:** Right
Hometown: Memphis, Tennessee
Previous School: Germantown HS

Awards and Honors

Louisville Slugger Freshman All-American, 2014... 1st Team All-OVC (UTIL), 2014... OVC All-Freshman Team, 2014... adidas® OVC Player of the Week, Feb. 17, 2014... Selected in 29th round (861st overall) of 2013 MLB Draft by Cleveland

Career Recap: Austin Peay

As a freshman in 2014 – Became first freshman to earn First-Team All-OVC honors since A.J. Ellis' freshman campaign in 2000... Appeared and started in 55 games for the Govs in 2014, appearing in left field (31 starts), catcher (9), third base (12) and designated hitter (3)... Hit .310 with six home runs and stole 11 bases... Led team with 15 doubles, 44 RBI and nine outfield assists... His nine outfield assists ranked fourth among Division I outfielders... In OVC games batted .319 with 22 RBI... Finished season with 20 multihit games, including five three-hit games and two four-hit games... Also led team with 14 multi-RBI outings, including five 3-RBI efforts... Opened career by earning adidas® OVC Player of the Week honors, Feb. 17, after opening season going 6-for-10 with three doubles and seven RBI in Iowa series, Feb. 15-16... Had team-high four game winning RBI, including walk off hits against Evansville, March 26, and UT Martin, May 11... Went 2-for-4 with three RBI, a double, a home run against Eastern Illinois, March 15... Posted 4-for-5 with a RBI and a run scored against Middle Tennessee, April 23... Recorded second four-hit game against UT Martin, May 12, going 4-for-5 with three RBI and a double.

Career Recap: Germantown HS

As a senior, batted .473 with 10 doubles, five home runs and 28 RBI, compiling a .839 slugging percentage... First-Team All-Class AAA selection by Tennessee Sports Writers Association... First-Team Tennessee Baseball Report All-State selection... Was a first-team All-State pick by the Tennessee Baseball Coaches Association... A 2013 Rawlings Southeast Region honorable mention selection by Perfect Game... Named to Commercial Appeal All-Metro team each of final three seasons... Named a TBCA Super Sophomore in 2011 and was selected to TBCA Showcase Team after sophomore and junior campaigns... Played under head coach Casey Callaway, a former Governor pitcher.

Personal

Ridge Davidson Smith is the son of Jeff and Sonya Smith... Born April 26... Has two brothers, Colin and Payne... A health and human performance major with an emphasis in health.

Ridge Smith's Career Statistics

Batting	AVG	GP	GS	AB	R	H	2B	3B	HR	RBI	TB	SLG	BB	HBP	SO	GDP	OB%	SF	SH	SB	ATT	PO	A	E	FLD
2014	.310	55	55	216	40	67	15	2	6	44	104	.481	24	4	41	4	.383	4	3	11	15	127	56	16	.920

CAREER BESTS | Hits: 4 vs. UT Martin (5/12/14) | Home Runs: 1 at Lipscomb (5/13/14) | RBI: 3 vs. UT Martin (5/12/14) | Runs: 3 vs. Iowa (2/15/14) | Walks: 3 vs. Southern Ill. (2/18/14) | Hit Streak: 8 games (3/31/14 – 4/11/14)

3 ZACH WALTON RHP

Class: Senior (TR) • **Height:** 5-10 • **Weight:** 176 • **Bats:** Right • **Throws:** Right
Hometown: Columbia, Tennessee
Previous Schools: Walters State CC/Spring Hill HS

Awards and Honors

OVC Commissioner's Academic Honor Roll, 2013-14... President's List: S14... Dean's List: S14, F14... Athletics Director's Honor Roll: F13, S14, F14

Career Recap: Austin Peay

As a junior transfer in 2014 – Pitched 23 innings in 29 relief appearances... Side-arm specialist had 15 strikeouts and one save... Battled inconsistency in season's first 10 appearances (16.71 ERA and 14 walks in seven innings)...Got 10-day reprieve in late March and regained form after break... In final 19 appearances totalling 16 innings, surrendered just nine earned runs (5.06 ERA) and walked only seven batters... Had two strikeouts in one inning of work against UT Martin (May 10)... Picked up season's only win with 1.1 scoreless innings of relief at Lipscomb, May 13... Followed that outing by earning his first collegiate save in one scoreless inning at SIUE, May 15.

Career Recap: Walters State CC

As a sophomore, posted 3-1 record with two saves in 13 appearances, finishing with 3.42 ERA and 16 strike outs in 26.1 innings pitched at Walters State... Did not allow an earned run in 15 appearances totaling 23.0 innings as a freshman, striking out 23.

Career Recap: Spring Hill HS

Compiled a career 23-5 record, 1.10 ERA and 12 saves in four seasons... Was an All-State selection in 2010 and an All-Region selection in 2009 and 2010... prepped under head coach Paul Lamm, a former Governor player.

Personal

Zachary Cole Walton is the son of Brad and Tammy Waltson... Born March 3... Has two brothers, Matt and Will... Graduated in December 2014 with bachelor's degree in business with an emphasis in finance... Working towards master's degree in management.

Zach Walton's Career Statistics

Pitching	ERA	W-L	APP	GS	CG	SHO	SV	IP	H	R	ER	BB	SO	2B	3B	HR	AB	BAA	WP	HBP	BK	SFA	SHA
2014	8.61	1-3	29	0	0	0	1	23.0	30	28	22	21	15	3	1	4	127	.313	3	6	1	0	4

CAREER BESTS | Innings: 2.0 at Morehead St. (5/4/14) | Walks Allowed: 2 vs. Southeast Mo. (4/12/14) | Strikeouts: 2 vs. Middle Tenn. (4/23/14) | Batters Faced: 11 at Morehead St. (5/4/14)

20 KYLE BLACKBURN OF

Class: Junior (TR) • **Height:** 6-0 • **Weight:** 199 • **Bats:** Right • **Throws:** Right
Hometown: Camden, Tennessee
Previous School: Jackson State CC/Camden Central HS



Career Recap: Jackson State CC

As a sophomore, batted .347 with a team-best 15 home runs and 50 RBI while recording 13 stolen bases... Ranked third among all junior college hitters with his 15 home runs and was ranked fourth nationally with 22 times hit by pitch... As a freshman, batted .297 with four home runs and 24 RBI... Played under head coach Tyler Malik... Prepped at Camden Central High School.

Personal

Kyle Joseph Blackburn is the sun of Stan and Angie Blackburn... Born July 5... Has an older sister, Katie... A health and human performance major with an emphasis in applied exercise science.

34 MICHAEL COSTANZO LHP

Class: Freshman • **Height:** 6-0 • **Weight:** 154 • **Bats:** Left • **Throws:** Left
Hometown: Chicago, Illinois
Previous School: St. Rita of Cascia HS



Career Recap: St. Rita of Cascia HS

As a senior, went 11-2 with 1.48 ERA and 107 strikeouts... Led Mustangs to 2014 State Championship game, tossing complete game in Class 4A State semifinals, allowing one earned run and striking out 11... 2014 Perfect Game Central Region Second Team... 2014 First-Team All-Area and All-State selection by the Chicago Sun Times, Chicago Tribune, Southtown Star and High School Cube... 2014 Second-Team All-State pick by the Prep Baseball Report... 2014 First-Team Catholic League All-Blue Division ... As a junior, went 10-3 with a 1.85 ERA and 101 strikeouts and was a third-team All-State selection... Played under head coach Mike Zunica.

Personal

Michael Anthony Costanzo is the son of Michael and Nicole Costanzon... Born Nov. 14... Has a younger sister, Gianna... Father Mike was a professional boxer... A business major with an emphasis in management.

33 NICHOLAS GEILE LHP

Class: Freshman • **Height:** 5-8 • **Weight:** 175 • **Bats:** Right • **Throws:** Right
Hometown: St. Louis, Missouri
Previous School: Parkway South HS

Awards and Honors

Dean's List: F14... Athletics Director's Honor Roll: F14

Career Recap: Parkway South HS

As a senior, compiled a 4-3 record and 4.50 ERA with 25 strikeouts in 32.2 innings pitched... 2014 Perfect Game Central Region Honorable Mention... As a junior, went 4-1 on the mound with a 3.59 ERA, striking out 36 in 39 innings... Batted .304 with 14 RBI in just 56 at-bats... 2013 First-Team All-Conference pick as a utility player and second-team choice as a pitcher... Played under head coach Adam Stahl.

Personal

Nicholas Paul Geile is the son of Kenneth and Renee Geile... Born July 3... has an older sister, Amanda, who played softball at Louisiana-Lafayette... His father, Ken, played baseball at Meramec CC then at Louisiana-Lafayette... A health and human performance major with an emphasis in applied exercise science.

44 KEIRCE KIMBEL RHP

Class: Junior (TR) • **Height:** 5-11 • **Weight:** 191 • **Bats:** Right • **Throws:** Right
Hometown: Franklin, Tennessee
Previous School: Columbia State CC/Page HS

Career Recap: Columbia State CC

As a sophomore, accumulated 22 appearances primarily as a middle reliever... Finished 2014 with 1-2 record and one save with 28 strikeouts in 30.1 innings pitched... Made 17 appearances as a freshman, posting a 3-0 record and 3.03 ERA, striking out 17 in 29.2 innings... Played under head coach Mike Corn... Prepped at Page High School.

Personal

John Keirce Kimbel is the son of Jack and Terri Kimbel... Born May 8... Has a younger brother, Peyton.

19 T.J. MARIK C

Class: Freshman • **Height:** 5-9 • **Weight:** 225 • **Bats:** Right • **Throws:** Right
Hometown: Oak Forest, Illinois
Previous School: St. Laurence HS

Career Recap: St. Laurence HS

Batted .286 as a senior with 17 RBI in 27 games played... 2014 Perfect Game Central Region Honorable Mention... 2013 and 2014 Blue Division All-Catholic League... Played under head coach Pete Lotus.

Personal

Tyler Jacob Marik is the son of Paul Marik and Maryanne Reid... Born May 30... Has three siblings: Josh, Cole and Jake... Father Paul is a scout for the Texas Rangers and grandfather Jerry was a scout for more than 25 years... An academic focus major.

6 PATRICK MASSONI OF

Class: Junior (TR) • **Height:** 5-10 • **Weight:** 191 • **Bats:** Right • **Throws:** Right
Hometown: Danville, California
Previous School: Chabot College/Sam Ramon Valley HS



Career Recap: Chabot College

Batted .354 as a sophomore and led the California Community College Baseball Association with 54 RBI while also recorded 22 stolen bases... 2014 First-Team California Community College Athletic Association All-State pick... As a freshman, batted .313 with 20 RBI... Played under head coach Steve Friend... prepped at San Ramon Valley High School.

Personal

Patrick Anthony Massoni is the son of Rich and Dianne Massoni... Born Sept. 16... Has two brothers, Craig and Dominic... His brother Craig was a member of APSU's 2013 OVC Championship squad... A health and human performance major with an emphasis in human movement.

35 CALEB MITCHELL C

Class: Junior (TR) • **Height:** 5-10 • **Weight:** 164 • **Bats:** Right • **Throws:** Right
Hometown: White House, Tennessee
Previous School: New Mexico Military Institute/White House Heritage HS



Career Recap: New Mexico Military Institute

Batted .335 in 56 games as a sophomore with four home runs and 28 RBI... Had 17 runners caught stealing in 73 attempts against (23.3 caught stealing percentage)... Named Honorable Mention All-Western Junior College Athletic Conference... As a freshman, played in 50 games and batted .408 with 15 doubles and 24 RBI... retired 15 of 73 potential base stealers (20.5 percent).

Personal

Charles Caleb Miltchell is the son of Joni and Randy Mitchell... Born Nov. 3... Has an older sister, Rachael... A history major with a minor in economics.

32 ZACH NEFF LHP

Class: Freshman • **Height:** 5-11 • **Weight:** 168 • **Bats:** Left • **Throws:** Left
Hometown: Belleville, Illinois
Previous School: Gibault Catholic HS

Awards and Honors

Dean's List: F14... Athletics Director's Honor Roll: F14

Career Recap: Gibault Catholic HS

As a senior, compiled 7-4 record and 2.79 ERA with 10 walks and 92 strikeouts in 67.2 innings... Named to Illinois All-Star team for 2014 PNC High School Baseball Showcase at Busch Stadium... 2014 Perfect Game Central Region Honorable Mention... Led Gibault to Illinois Class 1A State Title as a junior, compiling an 8-2 record, 1.91 ERA while walking just five and striking out 90 in 66 innings... Named First-Team All-State and was Class 1A Player of the Year selection by the Illinois High School Baseball Coaches Association... Played under head coach Andrew Skaer... Also played for St. Louis Pirates Summer team.

Personal

Zachary Peter Neff is the son of Karen and Richard Neff... Born March 14... Has an older sister, Amanda... A business major with an emphasis in management.

49 JOSH RYE LHP

Class: Freshman • **Height:** 6-3 • **Weight:** 223 • **Bats:** Left • **Throws:** Left
Hometown: Clarksville, Tennessee
Previous School: Montgomery Central HS

Awards and Honors

Dean's List: F14... Athletics Director's Honor Roll: F14

Career Recap: Montgomery Central HS

As a senior, finished with a 4-2 record while striking out 68 batters in 36.2 innings pitched... Played under head coach Todd Dunn.

Personal

Joshua Anthony Rye is the son of Anthony and Kim Rye... Born Nov. 30... Has an older sister, Kayla... A business major with an emphasis in finance.

7 CLAYTON SMITHSON IF

Class: Junior (TR) • **Height:** 6-1 • **Weight:** 175 • **Bats:** Right • **Throws:** Right
Hometown: Hopkinsville, Kentucky
Previous School: Jackson State CC/Hopkinsville HS

Awards and Honors

Dean's List: F14... Athletics Director's Honor Roll: F14

Career Recap: Jackson State CC

As a sophomore, batted .321 with 12 home runs, 44 RBI and 55 runs scored... Ranked 20th among NJCAA players in home runs... Named First-Team All-TCCAA... As a freshman, batted .233 with 18 RBI and 28 runs scored... Played under head coach Tyler Malik... Prepped at Hopkinsville HS.

Personal

Robert Clayton Smithson is the son of Roger and Sheila Smithson... Born July 27... Has two siblings, Ryan and Shelby... An agriculture major with an emphasis in agriscience.

56 JOHN SPARKS LHP

Class: Freshman • **Height:** 5-11 • **Weight:** 159 • **Bats:** Left • **Throws:** Left
Hometown: Bartlett, Tennessee
Previous School: Bolton HS



Career Recap: Bolton HS

Recorded 104 strikeouts in a single season at Bolton... Three-time all-district selection and twice named to district all-tournament team... Named to 2014 State Farm Shelby County All-Star Baseball Game... Selected to 2014 Memphis Commercial Appeal All-Metro Team... Played under head coach Chris Godwin.

Personal

John Adams Sparks is the son of Dennis and Adina Sparks... Born Nov. 2... Has an older sister, Laura... A business major with an emphasis in marketing.

8 IMANI WILLIS IF

Class: Freshman • **Height:** 5-10 • **Weight:** 158 • **Bats:** Right • **Throws:** Right
Hometown: Marietta, Georgia
Previous School: Campbell HS

Awards and Honors

Athletics Director's Honor Roll: F14

Career Recap: Campbell HS

Finished career with 89 stolen bases and .330 batting average... Batted .330 as a senior... 2014 Perfect Game Southeast Region 1st Team All-Region...Georgia All-State Second Team selection as a senior... Three-time All-Region 4-AAAAAA Second Team selection... Ranked No. 41 among Georgia prospects by Baseball America's 2014 Draft Report... Played under coach Wade Stewart.

Personal

Imani Jamal Willis is the son of Monty and Jacquelyn Willis... Born Nov. 7... has a sister, Monti... A communication arts major with an emphasis in sports broadcasting.

22 JOSH WILSON OF

Class: Junior (TR) • **Height:** 5-11 • **Weight:** 200 • **Bats:** Left • **Throws:** Left
Hometown: Clarksville, Tennessee
Previous School: Columbia State CC/Clarksville HS

Awards and Honors

Athletics Director's Honor Roll: F14

Career Recap: Germantown HS

As a sophomore, batted .354 in 178 at-bats (56 games played) with 29 RBI and 13 stolen bases... went 4-for-5 in Chargers third NJCAA Division I National Championship game against Cochise College... finished JUCO World Series batting 9-for-14 (.643)... as a freshman, hit .306 in 98 at-bats (42 games played) with 18 RBI, 11 stolen bases and 13 walks... played under Mike Corn... prepped at Clarksville High School.

Personal

Joshua Robert Wilson is the son of Bryan and Robin Wilson... Born July 14... Has two siblings, Tyler and Peyton... His brother Tyler played baseball at Motlow State CC... A criminal justice major with an emphasis in homeland security and a minor in health.

COACHING STAFF

27 GARY MCCLURE

Position: Head Coach • **Experience:** 28th Season
Career Record: 822-724-4 • **Alma Mater:** Austin Peay, 1987

When Billy Merkel stepped down as baseball coach in Fall 1987, then-Athletics Director Bob Brooks had a decision to make: begin a search for a replacement, possibly interrupting fall practice and workouts, or name Gary McClure, the program's graduate assistant, as interim coach.

It would be unfair to call Governors baseball an afterthought back then — APSU only had one Ohio Valley Conference title (1971) prior to that, but it certainly was not at the forefront of any APSU athletics discussions. Since McClure was familiar with most of the incoming recruiting class and had worked with the returning Govs as a student assistant in Spring 1987, Brooks chose to elevate McClure, with the promise if he enjoyed success during that interim season he would be strongly considered for the head coaching position.

After finishing well below the .500 mark the previous two seasons and consecutive last place OVC South Division finishes, the Governors finished 23-27 overall in 1988 with a 10-12 OVC mark, as many league wins they had garnered combined over the previous two seasons. As a result, McClure was named the Governors permanent head coach on June 23, 1988.

Now, 27 years later, the Iowa native is the Governors all-time wins leader and became the OVC's all-time wins leader during the 2013 season. He enters 2015 ranked 28th among active Division I head coaches with 822 wins. He also received Austin Peay's ultimate athletics honor in February 2013 when he was inducted into its Athletics Hall of Fame, becoming only the second active head coach to be inducted into the university's Athletics Hall of Fame.

During McClure's tenure at Austin Peay, the Govs have achieved 19 of the program's 24 all-time league postseason appearances. He also has led Austin Peay to the NCAA Baseball Tournament six times. In addition, 14 of McClure's teams have posted 30-win seasons, including a school and OVC record 47-win campaign by the remarkable 2013 unit, a 44-win season by the storied 1996 squad and 40 victories by both the 2007 and 2012 squads.

On the field, McClure's players have earned a number of awards, including three OVC "Player of the Year" awards (Randy McDermott in 1992, Nate Manning in 1996 and Craig Massoni in 2013) and nine OVC "Pitcher of the Year" honors: Jamie Walker (1992), Shane Dortch (1994), Craig Smith (1996), Mike Weel (2000), Jeff Mault (2004), Rowdy Hardy (2005), Shawn Kelley (2007), Jeremy Dobbs (2011) and Tyler Rogers (2013). McClure also has cultivated 49 first-team All-OVC players during his career.

Additionally, McClure has seen 46 players signed by major league ball clubs, including five who have advanced to the major league level. Currently three of his former players are on major-league rosters: catcher A. J. Ellis will begin his sixth season with the Los Angeles Dodgers, pitcher Shawn Kelley begins his sixth major league season with the New York Yankees and pitcher Matt Reynolds is in his fourth season, now with the Arizona Diamondbacks.

Speaking of the Governors field, McClure has been instrumental in making Raymond C. Hand Park – the Governors home field since 1970 – one of the OVC's top baseball facilities. Through his leadership,

McCLURE NOTEBOOK

CAREER NOTES

- Finished his 27th season as the OVC's career wins leader, with 822 career wins. During the 2013 season, McClure surpassed the previous OVC record held by legendary Murray State head coach Johnny Reagan (1958-93).
- Became first head coach to record 300 career Ohio Valley Conference victories, reaching the milestone during the 2012 season.
- Since 2000 his teams have compiled 487 victories (averaging 32 per season), including 219 OVC wins (15 per season). The Govs have recorded five OVC regular-season titles – the most of any OVC program – and five OVC tournament titles this millennium.
- While at Austin Peay he has coached 49 first-team All-OVC players, nine conference pitchers of the year, three conference players of the year and two league rookies of the year.
- Has coached 38 players selected in Major League Baseball's First-Year Player Draft, including three current major leaguers: A.J.Ellis (Los Angeles), Shawn Kelley (New York) and Matt Reynolds (Arizona). In addition, 22 players have signed free-agent contracts.

COACHING EXPERIENCE

1987-current, Austin Peay, Head Coach

PLAYING EXPERIENCE

1982-84, Southeastern CC (Iowa)
1984-86, Cumberland (Tenn.)

PERSONAL

B.S., Austin Peay, 1987 (Physical Ed.)
M.A., Austin Peay, 1988 (Health/Physical Ed.)
Married to Amy, they have a son, Alex

Hand Park has seen the addition of lighting (1993), which was expanded in a renovation prior to the 2015 season. In addition, chair-back seating (1994), replacement and restructuring of the perimeter fence and most recently the addition of an indoor practice facility (2011).

The on-field product also has improved along with the facility, with the new millennium bringing McClure and the Governors to heights previously unknown to the program. In the 13 seasons since 2001, Austin Peay has recorded 487 wins, including 10 30-victory-plus seasons. Additionally, the Govs also have won 219 OVC contests – the most of any OVC team in that span – and captured a league-best five regular season titles as well as won the OVC tournament five times.

Although the 44- and 40-victory NCAA-qualifying teams of 1996 and 2007, respectively, may have been the most impressive in McClure's tenure, the 2011 team's achievements may have been the most improbable. Picked to finish seventh – and not to even qualify for the OVC tournament – the sophomore and freshman-dominated Governors instead won their seventh OVC regular-season title and did it in remarkably consistent but dominant fashion. The Governors did not lose an OVC series the entire season and made the conference season's final weekend anti-climactic, already having clinched the regular-season crown with three games remaining. In fact, the Govs' 17-8 OVC mark represented the second-best conference winning percentage (73.9 percent) in McClure's tenure.

As a result, McClure was named OVC Coach of the Year for a fifth time and then he guided the Governors to an impressive three-game sweep of the OVC tournament, APSU's fourth postseason crown and subsequent NCAA tourney berth.

McCLURE YEAR-BY-YEAR

Year	Record	Pct.	OVC	Pct.	Place	Tourney	Finish	NCAA Tournament Appearances/Notes/Records/Milestones
1988	23-27-0	.460	10-12-0	.455	3rd-S			1st career win vs. Trevecca (2/27/98)
1989	32-25-1	.560	10-7-0	.588	3rd	3-2	2nd	
1990	31-25-0	.554	6-8-0	.429	4th	1-2	3rd	
1991	15-37-1	.292	6-11-0	.353	5th			100th career win vs. Southern Illinois (5/2/91)
1992	29-28-1	.509	14-7-0	.667	2nd	2-2	2nd	
1993	30-22-0	.577	13-8-0	.619	5th			
1994	27-31-0	.466	12-6-0	.667	1st	2-2	2nd	
1995	24-32-0	.429	9-12-0	.429	6th	3-0	1st	200th career win vs. Morehead State (4/8/95), Became APSU's all-time wins leader with 201st victory vs. Morehead State (4/9/95)
1996	44-22-0	.667	13-7-0	.650	t-1st	4-1	1st	NCAA South II Regional (0-2), Most wins in program history
1997	28-31-0	.475	14-10-0	.583	3rd	2-2	3rd	
1998	23-32-0	.418	9-15-0	.375	8th			300th career win vs. Louisville (4/14/1998)
1999	29-27-0	.518	13-10-0	.565	5th	0-1	t-5th	
2000	32-27-0	.542	14-10-0	.583	4th	1-2	4th	
2001	32-30-0	.516	9-12-0	.429	5th	4-2	2nd	
2002	30-27-0	.526	12-9-0	.571	3rd	1-2	5th	400th career win vs. Xavier (2/23/02)
2003	27-27-1	.500	14-5-1	.725	1st	0-2	t-5th	
2004	35-21-0	.625	20-7-0	.741	1st	0-2	6th	
2005	38-24-0	.613	16-11-0	.593	2nd	3-1	1st	NCAA Knoxville Regional (0-2), 500th career win at Lipscomb (3/15/05)
2006	32-27-0	.542	14-13-0	.519	5th	1-2	5th	
2007	40-22-0	.645	19-8-0	.704	1st	3-0	1st	NCAA Nashville Regional (1-2), First NCAA Tournament victory (vs. Memphis) 600th career win vs. Jacksonville State (5/26/07)
2008	27-29-0	.482	14-12-0	.538	3rd	0-2	6th	250th career OVC victory vs. Morehead State (4/5/08)
2009	22-30-0	.423	7-12-0	.368	9th			
2010	28-25-0	.528	8-13-0	.381	7th			
2011	34-24-0	.586	17-8-0	.739	1st	3-0	1st	NCAA Atlanta Regional (1-2), 1st NCAA Tournament opening-round victory (vs. Georgia Tech) 700th career win at Morehead State (5/1/11)
2012	40-24-0	.625	19-7-0	.750	1st	4-1	1st	NCAA Eugene Regional Finalist (2-2), 300th career OVC victory at Eastern Illinois (4/7/12), 750th career win vs. Eastern Illinois (5/27/12)
2013	47-15-0	.758	22-7-0	.759	1st	3-0	1st	NCAA Bloomington Regional (2-2), Became OVC's career wins leader with 777th win vs. Tennessee Tech (4/5/13)
2014	23-33-0	.411	14-16-0	.467	t-7th			800th career win vs. Iowa (2/16/14)
Totals	**822-724-4**	**.532**	**348-261-1**	**.571**		**37-28**		**Seven regular-season titles, Six tournament titles, Six NCAA Tournament appearances**

The Governors traveled to the NCAA's Atlanta Regional and again made a splash, upsetting regional host Georgia Tech, 2-1, in the opening-round contest. It was the Govs first-ever opening-round victory in the NCAA Tournament and pushed McClure to his 712th career win.

But that was just a springboard to 2012. The Governors again captured the OVC regular-season title in wire-to-wire fashion but were forced to win the tourney title through the loser's bracket. They did so by becoming the first team since 1989 to win four straight games, including back-to-back shutouts against Eastern Illinois in the championship round.

That set the stage for another NCAA chapter to be written. After the Govs lost a controversial 6-5 last-inning decision to top-seed Oregon, they bounced back with consecutive shutouts of Indiana State, 1-0, perennial NCAA power Cal State Fullerton, 3-0, advancing the program to its first-ever regional final.

While the 2011 and 2012 campaigns were highlights, the 2013 season was an ride into the improbable. With only 14 returning letterwinners from the 2012 team, the Govs rocketed off to a 25-5 start. The 25-win mark was important for McClure as it was his 777th career win, breaking the OVC career wins mark that had stood for 30 years.

Yet, the ride wasn't over. After a rough two-week spell that saw the Govs pick up seven losses in eight games, they found their stride again. Austin Peay went undefeated for the entire month of May, a 16-game stretch that included a three-game sweep through the OVC Tournament – for a vaunted "Three Peay-t" – and then a win against Florida in the NCAA Bloomington Regional's first round. The Govs would eventually reach the regional final for a second consecutive season before again bowing out to the host school, this time an Indiana squad that reached the College World Series.

The three consecutive NCAA Tournament appearances brought the Govs to five NCAA berths in the past nine seasons. Austin Peay's recent run began with their second-ever NCAA Tournament appearance in Knoxville that capped a 2005 campaign with a 38-24 overall mark and the OVC Baseball Tournament championship.

However, the 2007 OVC tournament championship may be seen as another defining achievement in McClure's storied career. In addition to leading the Governors to a 40-22 record, the OVC tournament-clinching victory against Jacksonville State was the 600th win in McClure's distinguished career and qualified the Govs for NCAA regional play in Nashville. He then directed the Governors to their first NCAA tourney victory, an 18-7 verdict, a day after the Govs suffered a gut-wrenching 2-1 11-inning loss to top-seed Vanderbilt.

The 2007 campaign was the culmination of an impressive nine-year run by the Governors under McClure. Austin Peay did not record a losing record between 1999 and 2007 and won the OVC regular-season title in 2003, 2004, 2005 and 2007. The Govs also won the OVC tournament in 2005 and 2007 and their resulting NCAA Tournament appearances were their first since the 1996 campaign

The 1990s saw McClure's teams reach the 30-win mark in all but three seasons, averaging 30 wins during the decade's final five

ALL-TIME WINS LIST

Coach, School	Wins
Gary McClure, Austin Peay	**822**
Johnny Reagan, Murray St.	776
Jim Ward, Eastern Ky.	628
David Mays, Tenn. Tech	554
Mark Hogan, Southeast Mo.	526
Jim Schmitz, Eastern Ill.	457
John Stanford, Middle Tenn.	402
Steve Peterson, Middle Tenn.	401
Steve Hamilton, Morehead St.	305
John Jarnagin, Morehead St.	263

ALL-TIME OVC WINS LIST

Coach, School	OVC Wins
Gary McClure, Austin Peay	**348**
Johnny Reagan, Murray St.	239
Mark Hogan, Southeast Mo.	248
Jim Ward, Eastern Ky.	232
Jim Schmitz, Eastern Ill.	243
Steve Peterson, Middle Tenn.	177
David Mays, Tenn. Tech	176
Jim Case, Jacksonville St.	175
Steve Hamilton, Morehead St.	119
John Stanford, Middle Tenn.	114

seasons. The decade included two OVC regular-season titles (1994 and 1996) and the Governors' first league tournament championship in 1996. The 1996 season was a memorable one as the Governors posted a school-record 44 wins, the second-most in OVC history. A regular-season title and a NCAA Play-In series victory against Southern University propelled the Governors to the NCAA tournament for the first time as a NCAA Division I member.

McClure served as a student assistant during 1987, joining the Governors after completing his eligibility at Cumberland University (Tenn.). He was a second baseman and shortstop for Woody Hunt at Cumberland, the team compiling a 34-16 record during his junior season. Cumberland ended his senior season ranked 12th-nationally, winning 43 games. McClure hit better than .300 during his two seasons.

Prior to his stint at Cumberland, McClure was an all-region honoree at Southeastern (Iowa) Community College as a freshman.

He continued his baseball playing in the Dallas Amateur Baseball Association, where he was voted the No. 1 shortstop in the league during the 1986 season.

Gary and his wife, Amy, live in Clarksville. They have a son, Alex.

McCLURE ALL-TIME vs. OPPONENT

Opponent	W-L-T	Pct.
Akron	5-1-0	.833
Alabama A&M	3-0-0	1.000
Alabama	0-6-0	.000
Alabama-Birmingham	0-2-0	.000
Arkansas State	5-8-0	.385
Auburn-Montgomery	2-1-0	.667
Ball State	1-4-0	.200
Baylor	0-3-0	.000
Belmont	24-16-0	.600
Bethune-Cookman	1-0-0	1.000
Birmingham-Southern	3-8-0	.273
Bowling Green	0-1-0	.000
Bradley	4-6-0	.400
Butler	4-1-0	.800
Cal State Fullerton	1-0-0	1.000
Centenary	1-0-0	1.000
Central Arkansas	1-0-0	1.000
Central Michigan	4-0-0	1.000
Charlotte	1-1-0	.500
Chicago State	1-0-0	1.000
Cincinnati	4-1-0	.800
Cleveland State	1-0-0	1.000
Creighton	1-0-0	1.000
Cumberland (Tenn.)	15-16-0	.484
Dayton	2-3-0	.200
Duquesne	1-1-0	.500
East Tennessee	2-1-0	.667
Eastern Illinois	30-24-0	.556
Eastern Kentucky	45-44-0	.506
Eastern Michigan	3-3-0	.500
Evansville	18-33-1	.356
Florida	2-2-0	.500
Freed-Hardeman	1-0-0	1.000
Furman	3-0-0	1.000
Gardner-Webb	1-0-0	1.000
Georgia	0-4-0	.000
Georgia State	5-3-0	.625
Georgia Tech	1-2-0	.333
Illinois State	21-10-0	.677
Illinois-Chicago	1-0-0	1.000
Indiana State	16-24-0	.400
Indiana	0-8-0	.000
Iowa	7-6-0	.538
Jacksonville State	20-23-0	.465
Jacksonville	1-2-0	.333
Kansas State	1-0-0	1.000
Kansas	1-1-0	.500
Kentucky	2-9-0	.182
Lamar	0-4-0	.000
Lambuth	3-0-0	1.000
Lee University	1-0-0	1.000
Lincoln Memorial	0-1-0	.000
Lipscomb	27-13-0	.675
Louisiana State	0-1-0	.000
Louisville	12-12-0	.500
Martin Methodist	1-0-0	1.000
Memphis	20-12-0	.625
Miami (Ohio)	0-2-0	.000
Michigan State	2-1-0	.667
Middle Tennessee	24-49-0	.329
Milwaukee	17-4-0	.810
Mississippi State	2-5-0	.286
Mississippi	2-17-0	.105
Morehead State	50-27-0	.649
Murray State	54-29-0	.651
North Alabama	3-7-0	.300
North Florida	4-1-0	.800
Northeast Illinois	3-2-0	.600
Northern Illinois	3-3-0	.500
Northern Iowa	2-0-0	1.000
Ohio State	2-2-0	.500
Oregon	0-2-0	.000
Penn State	1-1-0	.500
Purdue	1-2-0	.333
Saint Louis	1-0-0	1.000
Samford	15-14-0	.517
SIU Edwardsville	12-3-0	.800
South Alabama	1-3-0	.250
South Dakota State	1-1-0	.500
Southeast Missouri	34-48-0	.415
Southern Illinois	9-14-0	.391
Southern Indiana	4-0-0	1.000
Southern Mississippi	0-2-0	.000
Southern	2-1-0	.667
Southwest Missouri	2-4-0	.333
St.Mary's (Ind.)	1-0-0	1.000
Tennessee State	12-3-0	.800
Tennessee Tech	55-38-0	.591
Tennessee	2-9-0	.182
Tennessee-Martin	61-14-1	.809
Trevecca	8-1-0	.889
Troy State	4-4-0	.500
UALR	1-0-0	1.000
Valparaiso	16-4-0	.800
Vanderbilt	15-27-2	.364
West Alabama	2-0-0	1.000
West Florida	0-1-0	.000
Western Kentucky	19-31-0	.380
Western Michigan	2-0-0	1.000
Wichita State	0-3-0	.000
Wisc.-Stevens Point	2-1-0	.667
Wright State	7-9-0	.438
Xavier (Ohio)	24-12-0	.667
Yale	3-0-0	1.000
Youngstown State	5-1-0	.833

PROFESSIONAL PLAYERS COACHED BY McCLURE

Year	Name, Pos.	Round (Pick)	Organization
1989	Ricky Strickland, OF	34th (881)	New York Yankees
	James Waggoner, SS	44th (1146)	Oakland Athletics
1990	Bill Kooiman, RHP	Free Agent	Atlanta Braves
1991	Greg Smock, LHP	28th (750)	Oakland Athletics
	Thomas Coates, OF	41st (1062)	Atlanta Braves
	Tim Minik, RHP	46th (1204)	Texas Rangers
1992	**Jamie Walker, LHP**	**10th (265)**	**Houston Astros**
	Randy McDermott, RHP	Free Agent	New York Yankees
1993	Wesley Sims, 2B	19th (535)	Texas Rangers
	Bryan Link, OF	32nd (903)	Baltimore Orioles
	Scott Quade, SS	34th (958)	Montreal Expos
1995	Troy Hayes, 3B	Free Agent	Independent Pro League
1996	Chuck Abbott, SS	2nd (55)	California Angels
	Nate Manning, 3B	9th (262)	Chicago Cubs
	Mike Eikenberry, RHP	Free Agent	Philadelphia Phillies
	Ryan Bennett, C	Free Agent	New York Mets
	Brock Maiser, 1B	Free Agent	Independent Pro League
	Rich Elias, RHP	Free Agent	Independent Pro League
1997	Kent Brown, OF	Free Agent	San Diego Padres
	Zac Doan, RHP	Free Agent	Florida Marlins
1998	Aaron Sledd, OF	Free Agent	Cincinnati Reds
1999	Patrick O'Sullivan, OF	34th (1036)	New York Mets
	George Sherrill, LHP	**Free Agent**	**Independent Pro League**
2001	Tony O'Donnell, LHP	Free Agent	Cincinnati Reds
2002	Frank Kunich, OF	Free Agent	Seattle Mariners
2003	**A.J.Ellis, C**	**18th (541)**	**Los Angeles Dodgers**
	Travis Beech, 2B	42nd (1237)	Tampa Bay Devil Rays
	Dustin Smith, RHP	Free Agent	Detroit Tigers
2004	Jeff Mault, RHP	Free Agent	Seattle Mariners
2006	Rowdy Hardy, LHP	Free Agent	Kansas City Royals
2007	**Shawn Kelley, RHP**	**13th (405)**	**Seattle Mariners**
	Matt Reynolds, LHP	**20th (612)**	**Colorado Rockies**
	Jake Lane, 1B	32nd (965)	Kansas City Royals
	Ben Wilshire, RHP	40th (1201)	San Francisco Giants
2008	Rafael Hill, OF	47th (1407)	Texas Rangers
2009	Daniel Tenholder, RHP	19th (573)	Oakland Athletics
2010	Zach Gerler, RHP	Free Agent	Washington Nationals
	Stephen Huff, LHP	Free Agent	Chicago White Sox
	Trey Lucas, C	Free Agent	Boston Red Sox
	Ricky Marshall, RHP	Free Agent	Chicago White Sox
2011	Jack Snodgrass, LHP	27th (837)	San Francisco Giants
	Jeremy Dobbs, LHP	33rd (993)	Seattle Mariners
	Ryne Harper, RHP	37th (1136)	Atlanta Braves
2012	Zach Toney, LHP	25th (801)	Chicago White Sox
	Michael Blanchard, OF	30th (928)	San Francisco Giants
	Greg Bachman, 3B	Free Agent	Independent Pro League
2013	Tyler Rogers, RHP	10th (312)	San Francisco Giants
	Jordan Hankins, IF	11th (318)	Chicago Cubs
	Lee Ridenhour, RHP	16th (481)	Philadelphia Phillies
	Reed Harper, IF	25th (763)	Atlanta Braves
	Craig Massoni, IF	34th (1002)	San Francisco Giants
	Casey Delgado, RHP	Free Agent	Independent Pro League
	Cody Hudson, OF	Free Agent	Independent Pro League
2014	P.J. Torres, C	Free Agent	Independent Pro League

Boldface indicates player reached major leagues

In his 26 years at Austin Peay, Gary McClure has produced

- 55 professional baseball players
- Five players who have played in the Major Leagues

28 DERRICK DUNBAR

Position: Assistant Coach (Hitting) • **Experience:** Fifth Season
Alma Mater: Austin Peay, 2002

Derrick Dunbar, a former four-year letterwinner for the Govs, begins his fifth season with his alma mater's baseball program as assistant coach.

Responsible for the Governors hitters as well as outfield defense, Dunbar was elevated to recruiting coordinator during the 2014 offseason. In addition, he works with player placement on teams in summer collegiate-level wooden bat leagues to hone and improve their skills during the summer months.

Dunbar brings a dimension of energy and enthusiasm in his philosophy of teaching the offensive game and has an excellent ability to evaluate talent. In his three seasons at Austin Peay, he has coached the program's first Player of the Year (Craig Massoni) since 1996 and five players who have surpassed 200 career hits. In his 15-plus seasons as an assistant coach, Dunbar has worked with 37 players who have gone on to the professional ranks.

Preaching patience at the plate, Dunbar saw the Govs lead the OVC in on-base percentage during both the 2012 and 2013 seasons after they ranked second among OVC teams in that statistic his first season with APSU (2011). In addition, the Govs have ranked among the nation's top 60 teams in on-base percentage each of the last three seasons.

The Govs patience at the plate hasn't hurt their power numbers as they ranked among Division I's top 60 (out of nearly 300 teams) in home runs, slugging percentage and runs scored each of his first four seasons. Austin Peay's offense finished the 47-win 2013 campaign ranked among the nation's top 50 in 15 statistical categories.

Thanks to Dunbar's guidance, the Govs made a smooth transition to the BBCOR bats the NCAA required in 2011, with their team average dipping by just five points (from .304 in 2010 to .299 in 2011). However, that was the 55th best batting average in Division I that season (up from a 151st ranking the season prior) and the Govs ranked among the nation's top 100 in 14 offensive categories, including 55th in walks (238), 29th in home runs (46) and 40th in runs scored (387).

Prior to his return to Austin Peay, Dunbar spent two seasons as an assistant at the University of Memphis, where he instructed the infielders and assisted with hitting instruction. He also was instrumental in overseeing the program's summer and winter camps, summer high school tournaments and fall instructional league.

Before heading to Memphis, Dunbar was an assistant at Jackson State Community College under head coach Steve Cornelison, also an APSU baseball alumnus. While there he had the responsibility of being the Generals' recruiting coordinator, hitting coach as well as working with infielders.

A former Governor, Dunbar played four seasons (1999-2002) at first base and as a pitcher. He appeared in 124 games, including 31 starts in a senior campaign in which he played only first base and saw him hit . 289 with 14 RBI. On the mound, Dunbar made 25 appearances in his first three seasons at Austin Peay, compiling a 2-1 record and a 5. 67 ERA.

Dunbar has extensive ties in the Clarksville community, graduating from Northwest High School in 1997 as a four-year letterwinner at first base and pitcher. After his Austin Peay playing career, he began his coaching career as an assistant at his prep alma mater in 2003. He was then hired by his former high school coach – and APSU alumnus – Jason Rice at Rossview High School for the 2004 campaign. Dunbar then returned to Austin Peay as a volunteer assistant in 2005 before being hired at Jackson State Community College

In addition, Dunbar was a coach for the Clarksville Orioles summer baseball program, coaching the 13-year-old squad and assisting with the 18-year-old team from 2002-05. He also was an assistant for the Vermont Mountaineers of the New England Collegiate Baseball League, a summer college baseball league, in both 2007 and 2008 with them winning the NECBL championship in 2007.

DUNBAR NOTEBOOK

CAREER NOTES

- Has more than 16 years experience either as a player or coach.
- Govs offense has been ranked among nation's top 60 in scoring, home runs, slugging percentage each of his first four seasons and in on-base percentage each of the last three seasons (statistic was added to the NCAA's official rankings in 2012).
- In his time as an assistant coach at the collegiate level, Dunbar has worked with 37 players who have gone on to the professional ranks.
- Collegiately, pitched and played first base during a four-year career at Austin Peay. Played 45 games at first base as a senior, finishing with a .289 batting average, 14 RBI and a .975 fielding percentage. Made 13 appearances on the mound as a junior, compiling a 2-0 record with 17 strikeouts in 22.1 innings.

COACHING EXPERIENCE

2010-current, Austin Peay, Assistant
2008-10, Memphis, Assistant
2006-08, Jackson State CC, Assistant
2005, Austin Peay, Volunteer Assistant
2004, Rossview HS, Assistant
2003, Northwest HS, Assistant

PLAYING EXPERIENCE

1999-02, Austin Peay

PERSONAL

B.B.A., Austin Peay, 2003 (General Business)

26 CHAL FANNING

Position: Assistant Coach (Pitching) • **Experience:** First Season
Alma Mater: Cal Poly, 1996

Chal Fanning, a 20-year coaching veteran begins his first season with the Austin Peay baseball coaching staff. He will serve as the Governors pitching coach and will lead the team's game-day operations.

Fanning, who brings 20 years of coaching experience to Clarksville, has previously coached at Division I members Missouri and Cal Poly. In seven seasons at the Division I level he has coached or recruited 49 student-athletes who eventually played at the professional level.

Fanning joins the Govs after spending three seasons at Cuesta College (2012-14), his junior college alma mater located in San Luis Obispo, California. He coached four all-conference selections and saw a pitcher named Western State Conference North Pitcher of the Year in consecutive seasons.

This will not be Fanning's first Division I experience, he spent six seasons at Missouri (1997-2002) as that program's pitching coach and recruiting coordinator. While in Columbia he coached or recruited 19 All-Big 12 selections, including Jody Harris, the 1999 Big 12 Newcomer of the Year. That effort also included three All-America selections, six freshman All-America picks and four professional players: Justin James, Shawn Marcum, Ian Kinsler and Kyle McClellan.

After his time at Missouri, Fanning returned to Cal Poly, his collegiate alma mater, where he was the recruiting coordinator and assisted in offensive and defensive development of student-athletes. Again his coaching and recruiting efforts paid dividends with 10 all-conference selections, two All-Americans, one conference player of the year and 16 future professionals among the players he coached or recruited. While with the Mustangs, he recruited Bud Norris, now with the Baltimore Orioles, and coached Garrett Olsen, who played parts of six seasons at the major league level.

Fanning also has kept in touch with collegiate baseball through his management of the SLO Blues collegiate summer baseball league team. In 12 seasons spanning two stints with the program, he has compiled a 425-226 all-time mark winning to California Collegiate League titles and two Coach of the Year citations. Major league players passing through his program include Brian Fuentes, Casey Fien, C.J. Cron and Kyle Hendriks.

Fanning played collegiately at both Cuesta College and Cal Poly. In his freshman season a Cuesta, he led the team in wins (4) and strikeouts (43) and left with the program's career marks for appearances and strikeouts. He then transferred to Cal Poly where he was a member of the 1992 third-place Division II World Series team. Fanning served as the closer of that team and collected four saves. In regional play that season, he picked up a save and started the final game, leading Cal Poly to a World Series berth.

FANNING NOTEBOOK

CAREER NOTES

- Joins the Govs after spending three seasons at Cuesta College (2012-14). Coached four all-conference selections and saw a pitcher named Western State Conference North Pitcher of the Year in consecutive seasons.
- In seven seasons at the Division I level has coached or recruited 49 student-athletes who eventually played at the professional level.
- Spent six seasons at Missouri (1997-2002) as that program's pitching coach and recruiting coordinator. Coached or recruited 19 All-Big 12 selections, including Jody Harris, the 1999 Big 12 Newcomer of the Year. That effort also included three All-America selections, six freshman All-America picks and four professional players.
- Played collegiately at both Cuesta College and Cal Poly. In his freshman season at Cuesta, he led the team in wins (4) and strikeouts (43) and left with the program's career marks for appearances and strikeouts. He then transferred to Cal Poly where he was a member of the 1992 third-place Division II World Series team.

COACHING EXPERIENCE

2014-current, Austin Peay, assistant
2011-14, Cuesta College, assistant coach
2002-03, Cal Poly, assistant coach
1996-02, Missouri, assistant coach
1994-96 & 2006-14, SLO Blues Summer League Team, head coach

PLAYING EXPERIENCE

1988-90, Cuesta College
1990-92, Cal Poly

PERSONAL

B.S., Cal Poly, 1996 (Ornamental Horticulture)
M.S., Concoria-Irvine, 2014 (Coaching and Athletic Administration in Exercise Science)
Married to Michelle Murfin-Fanning.

29 GREG BACHMAN

Position: Volunteer Assistant (Catchers) • **Experience:** First Season
Alma Mater: Austin Peay, 2012

Bachman, a 2012 Austin Peay graduate, begins a new phase in his baseball career after retiring from playing professional baseball in the Frontier League.

Bachman, an infielder while with the Govs, ended his collegiate career as the program's all-time hits leader (276), erasing current Dodgers catcher A.J. Ellis from the top of the list. He held the hits record for just one season, but remains the program's career leader in runs batted in (188), doubles (62) and total bases (444) while ranking second in six other categories, including hits, home runs (34) and games played (228).

Twice named second-team All-OVC, Bachman capped his Austin Peay career by being named the 2012 OVC Tournament's "Most Valuable Player." He went on to be named to the NCAA Tournament's Eugene All-Region team. Bachman batted .538 during that postseason with 21 hits in nine games –the finest postseason performance in program history.

TEAM MANAGERS

Matt Wollenzin
Team Manager
First Season

Jake Puckett
Team Manager
Third Season

Jared Bird
Team Manager
Second Season

Austin Moreland
Team Manager
Second Season

Will Pressnell
Team Manager
First Season

Jake Herbst
Team Manager
First Season

2014 IN REVIEW



FIVE FRESHMAN ALL-AMERICANS

Austin Peay set a program record with five players selected to postseason Freshman All-America squads, all shown here. Two-way player Alex Robles (top left) was a consensus Freshman All-American, the OVC Rookie of the Year and a second-team All-OVC pick. Utility man Ridge Smith (top right) was a first-team All-OVC choice. Those two were joined by infielder Logan Gray, outfielder Cayce Bredlau and infielder Dre Gleason as Freshman All-America choices.

OVERALL STATISTICS

Record: 23-33 | Home: 14-17 | Away: 8-16 | Neutral: 1-0 | Ohio Valley: 14-16

HITTING

Player	AVG	GP	GS	AB	R	H	2B	3B	HR	RBI	TB	SLG	BB	HBP	SO	GDP	OB%	SF	SH	SB	SBA	PO	A	E	FLD%
Alex Robles	.349	55	54	209	35	73	14	2	1	39	94	.450	17	6	40	7	.405	5	4	3	7	41	90	13	.910
Cayce Bredlau	.331	53	47	169	40	56	11	1	2	21	75	.444	32	3	30	2	.444	1	9	14	20	106	3	1	.991
Ridge Smith	.310	55	55	216	40	67	15	2	6	44	104	.481	24	4	41	4	.383	4	3	11	15	127	56	16	.920
Rolando Gautier	.299	55	54	201	48	60	5	3	2	32	77	.383	40	10	52	2	.437	1	3	11	12	109	3	5	.957
P.J. Torres	.261	50	48	176	31	46	7	4	8	37	85	.483	20	4	51	6	.347	2	4	8	11	285	39	7	.979
Dre Gleason	.261	52	49	180	27	47	9	0	4	29	68	.378	26	3	52	2	.357	4	0	2	3	350	19	6	.984
Logan Gray	.249	54	47	173	26	43	15	1	6	36	78	.451	17	1	59	0	.318	1	4	5	11	75	97	26	.869
Garrett Copeland	.228	56	56	206	41	47	12	0	3	25	68	.330	40	5	49	1	.362	3	3	13	18	94	163	17	.938

Ryan Quick	.500	2	0	2	0	1	0	0	0	0	1	.500	0	0	1	0	.500	0	0	0	0	1	16	0	1.000
Kevin Corey	.283	35	24	92	15	26	7	0	1	14	36	.391	11	0	25	1	.352	2	1	3	3	22	44	3	.957
Tommy Hager	.234	20	13	47	5	11	3	0	0	6	14	.298	6	0	17	0	.309	2	2	3	6	49	6	1	.982
Matt Wollenzin	.227	39	28	97	20	22	6	1	2	6	36	.371	14	2	24	0	.336	0	1	2	3	112	6	4	.967
Chase Hamilton	.167	43	26	90	19	15	1	1	1	8	21	.233	17	1	34	0	.306	0	2	7	8	84	3	2	.978
Griffin Ganick	.000	16	3	21	0	0	0	0	0	2	0	.000	2	0	7	1	.083	1	0	0	1	0	2	0	1.000
Mason Dillon	.000	4	0	3	1	0	0	0	0	0	0	.000	0	1	3	0	.250	0	0	0	0	3	1	1	.800
Wesley Purcell	.000	9	0	2	1	0	0	0	0	0	0	.000	0	0	1	0	.000	0	0	0	1	2	0	0	1.000
Jared Carkuff	.000	1	0	1	0	0	0	0	0	0	0	.000	0	0	1	0	.000	0	0	0	0	6	4	0	1.000
Britte Underwood	.000	2	0	1	0	0	0	0	0	0	0	.000	0	0	1	0	.000	0	0	0	0	1	0	0	1.000
Totals	.273	56	56	1886	349	514	105	15	36	299	757	.401	266	40	488	26	.370	26	36	82	119	1481	587	108	.950
Opponents	.292	56	56	1965	399	574	95	9	42	361	813	.414	266	81	355	36	.394	28	42	100	131	1493	523	69	.967

Left On Base - Team (417), Opp (502). **DPs turned** - Team (44), Opp (40). **Catcher's Interference** - Team (0), Opp (5).
Intentional Walks - Team (8), Gautier, R. 2, Robles, A. 2, Torres, P. 2, Smith, R. 1, Copeland, G. 1, Opp (7)
Picked off - Team (11) Copeland, G. 4, Bredlau, C. 2, Robles, A. 2, Purcell, W. 1, Corey, K. 1, Gautier, R. 1, Opp (4)

PITCHING

Player	ERA	W	L	APP	GS	CG	SHO	CBO	SV	IP	H	R	ER	BB	SO	2B	3B	HR	AB	BAA	WP	HBP	BK	SFA	SHA
Alex Robles	3.63	6	2	16	14	1	1	0	0	84.1	97	55	34	20	56	19	1	4	341	.284	0	10	1	4	4

Chase Hamilton	0.00	0	0	3	0	0	0	0	0	2.2	2	0	0	0	0	0	0	0	9	.222	0	0	0	0	0
Kacy Kemmer	0.00	0	0	2	0	0	0	0	0	2.2	1	0	0	1	0	0	0	0	8	.125	1	0	0	0	0
Jordan Harmon	2.70	0	1	11	0	0	0	0	0	10.0	7	7	3	5	3	4	0	0	34	.206	0	4	0	1	1
Kevin Corey	2.84	0	1	10	0	0	0	0	0	19.0	18	9	6	2	8	3	1	1	69	.261	0	0	0	0	2
A.J. Gaura	3.09	3	1	28	0	0	0	0	1	35.0	29	17	12	19	40	6	0	1	129	.225	6	7	0	0	3
Jared Carkuff	4.31	3	3	20	6	1	0	0	3	54.1	57	28	26	31	43	6	1	4	206	.277	5	7	0	1	4
Alex Belew	5.22	0	1	21	3	0	0	0	1	29.1	26	22	17	26	22	4	2	4	111	.234	6	5	0	1	2
Mark Hendrick	5.25	0	2	8	3	0	0	0	0	12.0	22	16	7	5	4	2	0	0	59	.373	2	4	0	3	1
Levi Primasing	5.52	2	4	24	8	0	0	0	0	45.2	49	37	28	26	23	7	1	6	180	.272	5	9	2	4	1
Jake Corum	6.61	2	2	31	0	0	0	0	0	32.2	37	26	24	16	25	6	0	0	123	.301	2	0	1	5	4
Tommy Hager	7.07	2	1	17	0	0	0	0	0	14.0	22	13	11	6	13	2	1	2	62	.355	0	4	0	1	3
Ryan Quick	7.15	3	6	25	6	0	0	0	3	45.1	57	40	36	30	34	10	0	6	176	.324	3	6	0	3	8
Caleb Powell	7.26	0	1	24	10	0	0	0	0	48.1	67	55	39	26	38	11	0	6	213	.315	3	10	0	2	1
Zach Hall	8.59	0	2	2	2	0	0	0	0	7.1	10	11	7	8	7	1	0	2	31	.323	1	2	0	0	2
Zach Walton	8.61	1	3	29	0	0	0	0	1	23.0	30	28	22	21	15	3	1	4	96	.313	3	6	1	0	4
Caleb DeLee	10.72	1	3	11	4	0	0	0	0	22.2	33	27	27	16	21	8	1	1	92	.359	5	7	0	3	2
Shane Lantigua	13.50	0	0	6	0	0	0	0	0	5.1	10	8	8	8	3	3	0	1	26	.385	2	0	0	0	0
Totals	5.58	23	33	56	56	2	1	0	9	493.2	574	399	306	266	355	95	9	42	1965	.292	44	81	5	28	42
Opponents	5.37	33	23	56	56	1	5	4	12	497.2	514	349	297	266	488	105	15	36	1886	.273	60	40	7	26	36

Passed Balls - Team (9), Torres, P. 7, Smith, R. 2, Opp (19).
Pickoffs - Team (4), Torres, P. 1, Robles, A. 1, Quick, R. 1, Smith, R. 1, Opp (11).

SCHEDULE, RESULTS AND DECISIONS

GAME DATE	OPPOSING TEAM	SCORE	R-H-E	R-H-E	INN.	PITCHER OF RECORD	APSU SAVE	ATTEND	TIME
Feb 15, 2014	Iowa	5-11 L	5-6-8	11-8-1	9	Hall, Z. (L 0-1)		-	3:09
Feb 15, 2014	Iowa	13-15 L	13-12-5	15-12-3	9	DeLee, C. (L 0-1)		583	4:24
Feb 16, 2014	Iowa	W 7-4	7-9-1	4-8-1	9	Hager, T. (W 1-0)	Carkuff, J. (1)	418	3:09
Feb 18, 2014	Southern Illinois	4-14 L	4-4-3	14-12-0	9	Walton, Z. (L 0-1)		255	3:31
Feb 21, 2014	at Baylor	2-5 L	2-5-1	5-6-0	9	Hall, Z. (L 0-2)		2412	3:04
Feb 22, 2014	at Baylor	1-15 L	1-4-1	15-20-2	9	Robles, A. (L 0-1)		2685	3:07
Feb 23, 2014	at Baylor	1-12 L	1-2-4	12-6-1	7	Quick, R. (L 0-1)		2316	2:34
Feb 25, 2014	Eastern Michigan	W 8-3	8-8-2	3-8-4	9	Primasing, L (W 1-0)		-	2:46
Feb 25, 2014	Eastern Michigan	8-9 L	8-9-4	9-9-0	9	Carkuff, J. (L 0-1)		209	3:49
Feb 28, 2014	Dayton	W 8-5	8-15-1	5-12-0	9	Quick, R. (W 1-1)		241	2:37
Mar 01, 2014	Bradley	W 10-6	10-11-2	6-9-1	9	Robles, A. (W 1-1)	Carkuff, J. (2)	477	3:01
Mar 07, 2014	Akron	0-10 L	0-7-5	10-12-0	9	Quick, R. (L 1-2)		163	2:57
Mar 08, 2014	Milwaukee	W 5-4	5-9-2	4-10-3	9	Corum, J. (W 1-0)		312	2:46
Mar 09, 2014	Milwaukee	W 12-7	12-8-2	7-11-2	9	DeLee, C. (W 1-1)		266	3:16
Mar 11, 2014	Lipscomb	6-14 L	6-6-3	14-14-0	9	Carkuff, J. (L 0-2)		346	3:36
Mar 14, 2014	• Eastern Illinois	6-7 L	6-10-2	7-12-2	9	Guara, AJ (L 0-1)		246	3:16
Mar 15, 2014	• Eastern Illinois	W 14-10	14-14-2	10-18-3	9	Hager, T. (W 2-0)	Carkuff, J. (3)	-	4:05
Mar 15, 2014	• Eastern Illinois	W 10-6	10-14-0	6-9-0	9	Primasing, L (W 2-0)		443	3:02
Mar 18, 2014	at Tennessee	7-8 L	7-9-2	8-11-2	(12)	Harmon, J. (L 0-1)		1575	4:28
Mar 21, 2014	• at Jacksonville State	W 6-1	6-10-0	1-6-2	9	Robles, A. (W 2-1)		775	2:32
Mar 22, 2014	• at Jacksonville State	2-7 L	2-7-2	7-12-1	9	Primasing, L (L 2-1)		-	2:40
Mar 22, 2014	• at Jacksonville State	7-9 L	7-6-0	9-12-1	9	Hager, T. (L 2-1)		680	3:49
Mar 26, 2014	Evansville	W 7-6	7-14-1	6-10-1	(11)	Carkuff, J. (W 1-2)		-	3:35
Mar 26, 2014	Evansville	9-10 L	9-10-3	10-12-2	7	Walton, Z. (L 0-2)		247	2:32
Mar 29, 2014	• Murray State	2-7 L	2-5-0	7-14-0	9	Robles, A. (L 2-2)		187	3:16
Mar 30, 2014	• Murray State	4-6 L	4-7-1	6-9-0	9	Primasing, L (L 2-2)		582	3:11
Mar 31, 2014	• Murray State	5-8 L	5-5-7	8-8-0	9	Powell, C. (L 0-1)		271	2:46
Apr 01, 2014	at Western Kentucky	2-5 L	2-9-0	5-10-0	9	DeLee, C. (L 1-2)		605	3:01
Apr 02, 2014	at Indiana State	0-3 L	0-3-1	3-7-0	7	Hendrick, M. (L 0-1)		123	2:09
Apr 04, 2014	• at Tennessee Tech	W 7-4	7-10-1	4-9-0	9	Robles, A. (W 3-2)	Guara, AJ (1)	267	2:54
Apr 05, 2014	• at Tennessee Tech	W 9-6	9-11-0	6-8-3	9	Quick, R. (W 2-2)		322	3:30
Apr 06, 2014	• at Tennessee Tech	9-16 L	9-11-2	16-17-0	9	DeLee, C. (L 1-3)		435	3:16
Apr 09, 2014	vs Memphis	W 5-3	5-7-1	3-8-3	9	Guara, AJ (W 1-1)	Quick, R. (1)	987	2:55
Apr 11, 2014	• Southeast Missouri	W 22-4	22-22-0	4-9-4	9	Robles, A. (W 4-2)		214	3:35
Apr 12, 2014	• Southeast Missouri	9-10 L	9-15-5	10-11-1	(12)	Quick, R. (L 2-3)		451	4:49
Apr 13, 2014	• Southeast Missouri	7-19 L	7-10-1	19-20-3	9	Primasing, L (L 2-3)		283	3:20
Apr 16, 2014	at Southern Illinois	0-3 L	0-5-1	3-7-0	9	Hendrick, M. (L 0-2)		272	2:28
Apr 17, 2014	• at Belmont	W 3-0	3-9-1	0-1-1	9	Robles, A. (W 5-2)		302	2:06
Apr 18, 2014	• at Belmont	W 3-2	3-2-0	2-4-2	9	Carkuff, J. (W 2-2)	Quick, R. (2)	352	2:23
Apr 19, 2014	• at Belmont	2-4 L	2-6-0	4-8-1	9	Quick, R. (L 2-4)		346	3:21
Apr 23, 2014	Middle Tennessee	7-12 L	7-13-2	12-13-1	9	Corum, J. (L 1-1)		302	3:27
Apr 25, 2014	• Eastern Kentucky	W 6-5	6-11-2	5-10-2	9	Guara, AJ (W 2-1)		607	2:45
Apr 26, 2014	• Eastern Kentucky	W 13-9	13-15-2	9-13-1	9	Corum, J. (W 2-1)		415	3:24
Apr 27, 2014	• Eastern Kentucky	6-7 L	6-12-0	7-9-1	9	Belew, A. (L 0-1)		313	3:11
Apr 29, 2014	Western Kentucky	5-6 L	5-8-3	6-9-1	9	Corum, J. (L 2-2)		112	3:26
Apr 30, 2014	at Middle Tennessee	0-5 L	0-4-3	5-7-0	9	Primasing, L (L 2-4)		713	2:29
May 02, 2014	• at Morehead State	9-10 L	9-10-3	10-13-0	9	Quick, R. (L 2-5)		508	3:36
May 03, 2014	• at Morehead State	W 9-8	9-13-2	8-12-4	9	Guara, AJ (W 3-1)	Belew, A. (1)	564	3:33
May 04, 2014	• at Morehead State	6-7 L	6-11-1	7-15-0	9	Quick, R. (L 2-6)		217	2:52
May 10, 2014	• UT Martin	3-6 L	3-11-3	6-8-1	(12)	Corey, K. (L 0-1)		471	4:10
May 11, 2014	• UT Martin	W 10-2	10-16-0	2-13-1	9	Carkuff, J. (W 3-2)		379	2:37
May 12, 2014	• UT Martin	W 13-12	13-17-1	12-15-2	9	Robles, A. (W 6-2)		185	3:29
May 13, 2014	at Lipscomb	W 6-3	6-10-3	3-7-3	9	Walton, Z. (W 1-2)	Quick, R. (3)	267	3:14
May 15, 2014	• at SIUE	W 6-4	6-9-5	4-9-0	(10)	Quick, R. (W 3-6)	Walton, Z. (1)	233	3:15
May 16, 2014	• at SIUE	0-1 L	0-2-0	1-3-0	9	Carkuff, J. (L 3-3)		225	2:05
May 17, 2014	• at SIUE	3-4 L	3-6-1	4-9-2	9	Walton, Z. (L 1-3)		261	2:50

KEY: • - Ohio Valley Conference game

OHIO VALLEY CONFERENCE STATISTICS

OVC Record: 14-16 | Home: 7-8 | Away: 7-8

HITTING

Player	AVG	GP	GS	AB	R	H	2B	3B	HR	RBI	TB	SLG	BB	HBP	SO	GDP	OB%	SF	SH	SB	SBA	PO	A	E	FLD%
Cayce Bredlau	.371	30	30	116	27	43	9	1	2	18	60	.517	20	2	21	1	.468	1	2	11	14	67	2	1	.986
Alex Robles	.328	30	29	116	22	38	10	1	0	24	50	.431	7	4	19	4	.377	3	2	1	2	18	40	3	.951
Ridge Smith	.319	29	29	119	21	38	7	1	3	22	56	.471	12	2	20	1	.385	2	2	6	9	51	33	7	.923
P.J. Torres	.311	27	26	90	21	28	3	1	5	23	48	.533	15	3	18	6	.422	1	3	6	8	187	24	3	.986
Rolando Gautier	.279	30	30	111	27	31	0	2	1	17	38	.342	25	6	30	1	.434	1	1	7	8	67	1	4	.944
Dre Gleason	.276	30	30	116	19	32	7	0	4	21	51	.440	12	3	35	2	.353	2	0	0	1	228	11	4	.984
Garrett Copeland	.252	30	30	115	28	29	8	0	2	16	43	.374	24	4	25	1	.396	1	1	7	11	53	88	6	.959
Logan Gray	.248	29	25	101	15	25	8	0	4	22	45	.446	6	1	35	0	.296	0	3	5	8	39	50	11	.890

Ryan Quick	.500	2	0	2	0	1	0	0	0	0	1	.500	0	0	1	0	.500	0	0	0	0	0	7	0	1.000
Kevin Corey	.298	19	15	57	9	17	4	0	1	10	24	.421	5	0	13	1	.349	1	1	2	2	14	26	1	.976
Matt Wollenzin	.260	19	14	50	13	13	4	0	2	5	23	.460	7	2	13	0	.373	0	1	1	1	25	3	1	.966
Chase Hamilton	.243	22	8	37	7	9	0	1	0	4	11	.297	4	0	14	0	.317	0	0	3	3	34	1	0	1.000
Tommy Hager	.200	9	3	15	1	3	1	0	0	1	4	.267	1	0	6	0	.250	0	2	0	2	10	3	0	1.000
Griffin Ganick	.000	7	1	7	0	0	0	0	0	1	0	.000	1	0	1	1	.111	1	0	0	0	0	0	0	.000
Mason Dillon	.000	3	0	2	1	0	0	0	0	0	0	.000	0	1	2	0	.333	0	0	0	0	3	1	1	.800
Wesley Purcell	.000	4	0	2	0	0	0	0	0	0	0	.000	0	0	1	0	.000	0	0	0	0	1	0	0	1.000
Britte Underwood	.000	2	0	1	0	0	0	0	0	0	0	.000	0	0	1	0	.000	0	0	0	0	1	0	0	1.000
Totals	.290	30	30	1057	211	307	61	7	24	184	454	.430	139	28	255	18	.383	13	18	49	69	807	309	44	.962
Opponents	.298	30	30	1062	201	316	42	6	24	188	442	.416	137	44	197	19	.395	16	21	43	61	814	286	38	.967

Left On Base - Team (235), Opp (272). **DPs Turned** - Team (23), Opp (25). **Catcher's Interference** - Team (0), Opp (5).
Intentional Walks - Tteam (7), Gautier, R. 2, Robles, A. 2, Torres, P. 2, Smith, R. 1, Opp (5).
Picked Off - Team (4), Purcell, W. 1, Copeland, G. 1, Robles, A. 1, Gautier, R. 1.

PITCHING

Player	ERA	W	L	APP	GS	CG	SHO	CBO	SV	IP	H	R	ER	BB	SO	2B	3B	HR	AB	B/Avg	WP	HBP	BK	SFA	SHA
Alex Robles	3.29	5	1	11	10	1	1	0	0	63.0	63	31	23	15	48	12	1	3	244	.258	0	8	1	2	4
Jared Carkuff	4.61	2	1	11	6	1	0	0	1	41.0	45	22	21	25	29	3	1	3	156	.288	4	7	0	1	3

Jordan Harmon	2.70	0	0	3	0	0	0	0	0	3.1	3	1	1	0	1	1	0	0	11	.273	0	0	0	1	0
Kevin Corey	3.38	0	1	8	0	0	0	0	0	16.0	16	9	6	2	5	2	1	1	58	.276	0	0	0	0	2
A.J. Gaura	4.37	2	1	18	0	0	0	0	1	22.2	21	11	11	15	21	4	0	0	83	.253	4	3	0	0	3
Tommy Hager	5.40	1	1	8	0	0	0	0	0	6.2	7	4	4	4	6	0	0	1	25	.280	0	2	0	1	2
Alex Belew	5.71	0	1	11	3	0	0	0	1	17.1	16	15	11	11	14	2	1	4	68	.235	2	3	0	0	1
Shane Lantigua	6.00	0	0	2	0	0	0	0	0	3.0	3	2	2	4	2	0	0	0	12	.250	1	0	0	0	0
Zach Walton	7.45	0	1	12	0	0	0	0	1	9.2	14	11	8	7	7	0	1	3	42	.333	1	5	0	0	1
Caleb Powell	7.92	0	1	11	5	0	0	0	0	25.0	37	29	22	17	19	5	0	3	112	.330	1	6	0	0	0
Levi Primasing	7.94	1	3	13	4	0	0	0	0	22.2	28	22	20	18	11	3	0	3	88	.318	3	5	1	4	1
Jake Corum	8.56	1	0	15	0	0	0	0	0	13.2	21	13	13	6	10	2	0	0	55	.382	1	0	1	3	2
Ryan Quick	9.33	2	4	13	1	0	0	0	1	18.1	28	19	19	8	19	6	0	2	76	.368	0	3	0	3	2
Caleb DeLee	16.20	0	1	3	1	0	0	0	0	6.2	14	12	12	5	5	2	1	1	32	.438	2	2	0	1	0
Totals	5.79	14	16	30	30	2	1	0	5	269.0	316	201	173	137	197	42	6	24	1062	.298	19	44	3	16	21
Opponents	6.17	16	14	30	30	1	1	0	7	271.1	307	211	186	139	255	61	7	24	1057	.290	33	28	4	13	18

Passed Balls - Team (4), Torres, P. 4, Opp (11).
Pickoffs - Team (1), Torres, P. 1, Opp (4).

GAME-WINNING/GAME-SECURING RBI

The following list provides the go-ahead and game-winning RBI for each Austin Peay win this season. The game-winning RBI is the run that put APSU ahead for good, which in some cases also will be the game-securing RBI. The game-securing RBI is the run that gave APSU one run more than the opponent's final run total.

GAME-WINNING RBI LEADERS

5 – No RBI; 4 – Ridge Smith; 3 – Dre Gleason, Logan Gray; 2 - P.J. Torres, Alex Robles, Garrett Copeland; 1 – Rolando Gautier, Kevin Corey

FEBRUARY	Final	Game-Winning RBI	Game-Securing RBI	Player of the Game
Sat. 15 Iowa	L, 11-5	*APSU Loss*		Chase Hamilton (1)
Sat. 15 Iowa	L, 13-15	*APSU Loss*		P.J. Torres (1)
Sun. 16 Iowa	W, 7-4	Ridge Smith (Sac Fly in 7th)	same	Ridge Smith (1)
Tue. 18 Southern Ill.	L, 4-14	*APSU Loss*		Alex Robles (1)
Fri. 21 at Baylor	L, 2-5	*APSU Loss*		Logan Gray (1)
Sat. 22 at Baylor	L, 1-15	*APSU Loss*		Kevin Corey (1)
Sun. 23 at Baylor	L, 1-12	*APSU Loss*		Chase Hamilton (2)
Tue. 25 Eastern Mich.	W, 8-3	Rolando Gautier (3-run 2B in 2nd)	Ridge Smith (RBI 3B in 3rd)	Levi Primasing (1)
Tue. 26 Eastern Mich.	L, 8-9	*APSU Loss*		Ridge Smith (2)
Fri. 28 Dayton	W, 8-5	Garrett Copeland (RBI single in 6th)	P.J. Torres (2-run HR in 7th)	Garrett Copeland (1)
MARCH				
Sat. 1 Bradley	W, 10-6	Alex Robles (RBI double in 1st)	Dre Gleason (Sac Fly in 3rd)	P.J. Torres (2)
Fri. 7 Akron	L, 0-10	*APSU Loss*		Alex Robles (2)
Sat. 8 Milwaukee	W, 5-4	No RBI (Scored on error)	**same, walk off**	Garrett Copeland (2)
Sun. 9 Milwaukee	W, 12-7	Logan Gray (Grand Slam in 6th)	same	Logan Gray (2)
Tue. 11 Lipscomb	L, 6-14	*APSU Loss*		Kevin Corey (1)
Fri. 14 Eastern Illinois	L, 6-7	*APSU Loss*		Alex Robles (3)
Sat. 15 Eastern Illinois	W, 14-10	Logan Gray (PH 2-run HR in 7th)	same	Kevin Corey (2)
Sat. 15 Eastern Illinois	W, 10-6	Dre Gleason (RBI groundout in 2nd)	Ridge Smith (2-run HR in 4th)	Levi Primasing (2)
Tue. 18 at Tennessee	L, 7-8	*APSU Loss*		Dre Gleason (1)
Fri. 21 at Jacksonville St.	W, 6-1	Dre Gleason (Leadoff HR in 2nd)	No RBI (Scored on error)	Alex Robles (4)
Sat. 22 at Jacksonville St.	L, 2-7	*APSU Loss*		Ridge Smith (2)
Sat. 22 at Jacksonville St.	L, 7-9	*APSU Loss*		Caleb Powell (1)
Wed. 26 Evansville	W, 7-6	Ridge Smith (RBI single in 11th)	**same, walk off**	Jared Carkuff (1)
Wed. 26 Evansville	L, 9-10	*APSU Loss*		Cayce Bredlau (1)
Sat. 29 Murray St.	L, 2-7	*APSU Loss*		Cayce Bredlau (2)
Sun. 30 Murray St.	L, 4-6	*APSU Loss*		Logan Gray (3)
Mon. 31 Murray St.	L, 5-8	*APSU Loss*		Garrett Copeland (3)
APRIL				
Tue. 1 at Western Ky.	L, 2-5	*APSU Loss*		Caleb DeLee (1)
Wed. 2 at Indiana St.	L, 0-3	*APSU Loss*		Levi Primasing (3)
Fri. 4 at Tennessee Tech	W, 7-4	No RBI (Scored on passed ball)	Alex Robles (RBI single in 5th)	Alex Robles (5)
Sat. 5 at Tennessee Tech	W, 9-6	Ridge Smith (2-run HR in 8th)	same	Ridge Smith (3)
Sun. 6 at Tennessee Tech	L, 9-15	*APSU Loss*		Logan Gray (4)
Wed. 9 at Memphis	W, 5-3	Dre Gleason (2-run single in 8th)	same	Dre Gleason (2)
Fri. 11 Southeast Mo.	W, 22-4	No RBI (Scored on stolen base)	Chase Hamilton (2-run single in 1st)	Alex Robles (6)
Sat. 12 Southeast Mo.	L, 9-10	*APSU Loss*		Cayce Bredlau (3)
Sun. 13 Southeast Mo.	L, 7-19	*APSU Loss*		Cayce Bredlau (4)
Wed. 16 at Southern Ill.	L, 0-3	*APSU Loss*		Rolando Gautier (1)
Thu. 17 at Belmont	W, 3-0	Kevin Corey (Solo HR in 1st)	same	Alex Robles (7)
Fri. 18 at Belmont	W, 3-2	No RBI (Scored on wild pitch)	P.J. Torres (2-run HR in 7th)	P.J. Torres (3)
Sat. 19 at Belmont	L, 2-4	*APSU Loss*		Logan Gray (5)
Wed. 23 Middle Tenn.	L, 2-4	*APSU Loss*		Ridge Smith (4)
Fri. 25 Eastern Ky.	W, 6-5	No RBI (Scored on wild pitch)	**same, walk off**	Logan Gray (6)
Sat. 26 Eastern Ky.	W, 13-9	Logan Gray (2-run HR in 6th)	Ridge Smith (2-run 1B in 6th)	Logan Gray (7)
Sun. 27 Eastern Ky.	L, 6-7	*APSU Loss*		P.J. Torres (4)
Tue. 29 Western Ky.	L, 5-6	*APSU Loss*		Alex Robles (8)
Wed. 30 at Middle Tenn.	L, 0-5	*APSU Loss*		Garrett Copeland (4)
MAY				
Fri. 2 at Morehead St.	L, 9-10	*APSU Loss*		Cayce Bredlau (5)
Sat. 3 at Morehead St.	W, 9-8	P.J. Torres (RBI squeeze bunt in 9th)	No RBI (Scored on stolen base)	P.J. Torres (5)
Sun. 4 at Morehead St.	L, 6-7	*APSU Loss*		Garrett Copeland (5)
Fri. 9 UT Martin	L, 3-6	*APSU Loss*		Kevin Corey (2)
Sat. 10 UT Martin	W, 10-2	Alex Robles (RBI double in 1st)	P.J. Torres (RBI double in 1st)	Jared Carkuff (2)
Sun. 11 UT Martin	W, 13-12	Ridge Smith (RBI single in 9th)	**same, walk off**	P.J. Torres (5)
Tue. 13 at Lipscomb	W, 6-3	P.J. Torres (RBI double in 5th)	same	P.J. Torres (6)
Thu. 15 at SIUE	W, 6-4	Garrett Copeland (RBI single in 10th)	same	P.J. Torres (7)
Fri. 16 at SIUE	L, 0-1	*APSU Loss*		Jared Carkuff (1)
Sat. 17 at SIUE	L, 3-4	*APSU Loss*		Alex Robles (2)

MISCELLANEOUS STATISTICS

MULTIPLE HIT GAMES

Player	2	3	4	5+	Tot
Cayce Bredlau	8	5	-	-	13
Ridge Smith	10	2	1	-	13
Alex Robles	8	2	-	-	10
Rolando Gautier	8	1	-	-	9
Dre Gleason	8	1	-	-	9
Garrett Copeland	6	1	-	-	7
Logan Gray	3	4	-	-	7
P.J. Torres	3	2	-	-	5
Matt Wollenzin	4	-	-	-	4
Kevin Corey	1	-	1	-	2
Chase Hamilton	1	1	-	-	2
Team	60	19	2	0	81

MULTIPLE RBI GAMES

Player	2	3	4	5+	Tot
P.J. Torres	7	1	-	-	8
Alex Robles	2	4	-	-	6
Ridge Smith	1	4	-	-	5
Logan Gray	3	-	2	-	5
Cayce Bredlau	3	1	-	-	4
Rolando Gautier	4	-	-	-	4
Garrett Copeland	4	-	-	-	4
Dre Gleason	3	1	-	-	4
Kevin Corey	1	-	1	-	2
Chase Hamilton	-	1	-	-	1
Team	28	12	3	0	43

HITTING STREAKS

Player	Long
Alex Robles	12
Cayce Bredlau	11
Garrett Copeland	9
Dre Gleason	9
Rolando Gautier	8
P.J. Torres	7
Kevin Corey	6
Ridge Smith	5
Logan Gray	4
Chase Hamilton	3
Tommy Hager	2
Matt Wollenzin	2
Ryan Quick	1

TEAM GAME HIGHS

BATTING

At bats	47	Southeast Missouri (Apr 12, 2014)
Runs scored	22	Southeast Missouri (Apr 11, 2014)
Hits	22	Southeast Missouri (Apr 11, 2014)
RBI	19	Southeast Missouri (Apr 11, 2014)
Doubles	7	UT Martin (May 11, 2014)
Triples	2	Eastern Illinois (Mar 14, 2014)
Home runs	3	UT Martin (May 12, 2014)
Total bases	31	UT Martin (May 12, 2014)
Walks	11	at Jacksonville State (Mar 22, 2014)
Strikeouts	19	UT Martin (May 10, 2014)
Sac hits	4	at SIUE (May 17, 2014)
Sac flies	2	Murray State (Mar 31, 2014)
Stolen bases	6	Southeast Missouri (Apr 11, 2014)
Hit by pitch	4	Southeast Missouri (Apr 11, 2014)
Caught stealing	3	UT Martin (May 10, 2014)
Runners LOB	12	UT Martin (May 12, 2014)
Hit into DP	4	Southeast Missouri (Apr 13, 2014)

FIELDING

Putouts	36	UT Martin (May 10, 2014)
Assists	15	UT Martin (May 12, 2014)
Errors	7	Murray State (Mar 31, 2014)
Passed balls	1	(4 games)
DPs turned	3	at Morehead State (May 03, 2014)

PITCHING

Innings pitched	12.0	UT Martin (May 10, 2014)
Runs allowed	19	Southeast Missouri (Apr 13, 2014)
Earned runs	16	Southeast Missouri (Apr 13, 2014)
Walks allowed	10	at Tennessee Tech (Apr 05, 2014)
Strikeouts	16	UT Martin (May 10, 2014)
Hits allowed	20	Southeast Missouri (Apr 13, 2014)
Doubles allowed	4	at Morehead State (May 02, 2014)
Triples allowed	1	(6 games)
Homers allowed	4	at Morehead State (May 04, 2014)
Wild pitches	2	(5 games)
Hit batters	4	at Belmont (Apr 19, 2014)

INDIVIDUAL GAME HIGHS

BATTING

At Bats	7	Ridge Smith, vs. Southeast Mo. (Apr 11, 2014)
Runs Scored	4	Rolando Gautier, vs. Southeast Mo. (Apr 11, 2014)
Hits	4	Kevin Corey, vs. Eastern Illinois (Mar 15, 2014)
	4	Ridge Smith, vs. UT Martin (May 12, 2014)
RBI	4	Kevin Corey, vs. Eastern Illinois (Mar 15, 2014)
	4	Logan Gray, at Tennessee Tech (Apr 06, 2014)
	4	Logan Gray, vs. Eastern Ky. (Apr 26, 2014)
Doubles	2	(4 Games)
Triples	1	(7 Games)
Home Runs	2	P.J. Torres, vs. UT Martin (May 12, 2014)
Total Bases	9	P.J. Torres, vs. Ut Martin (May 12, 2014)
Walks	3	(5 Games)
Strikeouts	4	Matt Wollenzin, at Morehead St. (May 03, 2014)
Sac Hits	2	Tommy Hager, at Tennessee Tech (Apr 04, 2014)
	2	P.J. Torres, at SIUE (May 17, 2014)
Sac Flies	1	(13 Games)
Stolen Bases	3	Chase Hamilton, at Morehead St. (May 02, 2014)
Hit By Pitch	1	(28 Games)
Caught Stealing	1	(20 Games)
Runners Lob	5	Alex Robles, vs. Southeast Mo. (Apr 12, 2014)

FIELDING

Putouts	16	P.J. Torres, vs, Ut Martin (May 10, 2014)
Assists	9	Ridge Smith, at Morehead St. (May 04, 2014)
Errors	2	Logan Gray, vs. Southeast Mo. (Apr 12, 2014)
	2	Logan Gray, vs. Eastern Ky. (Apr 25, 2014)
	2	Logan Gray, at SIUE (May 15, 2014)
Passed Balls	1	(4 Games)

PITCHING

Innings Pitched	9.0	Alex Robles, at Belmont (Apr 17, 2014)
Runs Allowed	8	Caleb Powell, vs. Murray St. (Mar 31, 2014)
Earned Runs	7	Ryan Quick, vs. Eastern Illinois (Mar 15, 2014)
	7	Alex Belew, vs. Eastern Ky. (Apr 27, 2014)
Walks Allowed	5	Levi Primasing, vs. Murray St. (Mar 30, 2014)
	5	Jared Carkuff, vs. Southeast Mo. (Apr 12, 2014)
	5	Jared Carkuff, vs. Eastern Ky. (Apr 26, 2014)
Strikeouts	13	Alex Robles, vs. Eastern Ky. (Apr 25, 2014)
Hits Allowed	11	Ryan Quick, vs. Eastern Illinois (Mar 15, 2014)
Doubles Allowed	3	Alex Robles, at Morehead St. (May 02, 2014)
Triples Allowed	1	(6 Games)
Homers Allowed	4	Belew, vs. Alex Eastern Ky. (Apr 27, 2014)
Wild Pitches	2	A.J. Gaura, vs. Eastern Illinois (Mar 14, 2014)
	2	Levi Primasing, vs. Eastern Illinois (Mar 15, 2014)
	2	Caleb DeLee, at Jacksonville St. (Mar 22, 2014)
Hit Batters	2	(9 Games)

ALL-CONFERENCE TEAMS

OVC Player of the Year	Matt Tellor, Southeast Missouri
OVC Co-Pitchers of the Year	Brock Downey, Murray State
OVC Co-Pitchers of the Year	Travis Hayes, Southeast Mo.
OVC Rookie of the Year	Alex Robles, Austin Peay
OVC Coach of the Year	Steve Bieser, Southeast Missouri

FIRST TEAM

C	Sean Hagen, Eastern Kentucky
1B	Matt Tellor, Southeast Missouri
2B	Eddie Mora-Loera, Jacksonville State
2B	Anthony Bayus, Murray State
SS	Dylan Bosheers, Tennessee Tech
3B	Daniel Miles, Tennessee Tech
OF	Derek Gibson, Southeast Missouri
OF	Brandon Thomasson, Tennessee Tech
OF	Brandon Rawe, Morehead State
DH	Bryan Soloman, Eastern Kentucky
UT	Ridge Smith, Austin Peay
SP	Brock Downey, Murray State
SP	Ryan Daniels, SIUE
SP	Travis Hayes, Southeast Missouri
RP	Travis Stout, Jacksonville State

SECOND TEAM

C	Chris Robinson, Morehead State
1B	Zach Stephens, Tennessee Tech
2B	Zach Zarzour, Tennessee Tech
SS	Andrew Bishop, Jacksonville State
3B	Brant Valach, Eastern Illinois
OF	Caleb Howell, Eastern Illinois
OF	Griff Gordon, Jacksonville State
OF	Devin Caldwell, SIUE
OF	Drew Ferguson, Belmont
DH	Paschal Petrongolo, Jacksonville State
UT	Tyler Schweigert, Eastern Illinois
SP	David Hess, Tennessee Tech
SP	Austin Coley, Belmont
SP	Alex Robles, Austin Peay
RP	Troy Barton, Eastern Illinois

ALL-FRESHMAN TEAM

P/UT	Alex Robles, Austin Peay
OF	Cayce Bredlau, Austin Peay
UTIL	Ridge Smith, Austin Peay
1B	Ben Fisher, Eastern Kentucky
OF	Taylor Blair, Eastern Kentucky
OF	Shea Sullivan, Eastern Kentucky
RHP	Caleb Johnson, Eastern Kentucky
RHP	Luke Humphreys, Morehead State
C/DH	Tyler Lawrence, Murray State
DH/IF	Keaton Wright, SIUE
RHP	Kyle Keatts, Tennessee Tech
RHP	Evan Fraliex, Tennessee Tech
DH	Ben Upton, UT Martin

STANDINGS

	CONFERENCE			OVERALL				
School	W-L	Pct.	GB	W-L	Pct.	H	A	N
Southeast Missouri	23-7	.767	—	37-20	.649	15-5	21-13	1-2
Tennessee Tech	18-12	.600	5	40-19	.678	23-7	15-10	2-2
Jacksonville State	18-12	.600	5	36-27	.571	18-10	12-15	6-2
Morehead State	16-14	.533	7	29-28	.509	13-8	15-15	1-5
SIUE	16-14	.533	7	21-33	.389	12-12	8-19	1-2
Eastern Illinois	15-14-1	.517	7½	22-33-1	.402	9-8-1	11-22	2-3
Murray State	14-16	.467	9	23-29	.442	11-15	10-13	2-1
Austin Peay	14-16	.467	9	23-33	.411	14-17	8-16	1-0
Belmont	13-16-1	.450	9½	24-30-1	.445	16-18	8-12-1	0-0
Eastern Kentucky	12-18	.400	11	24-31	.436	9-13	14-18	1-0
UT Martin	5-25	.167	18	9-42	.176	5-15	3-25	1-2

Regular-Season Champions: Southeast Missouri

Tournament Champions: Jacksonville State

OVC Tournament Qualifiers: Southeast Missouri, Tennessee Tech, Jacksonville State, Morehead State, SIUE, Eastern Illinois

CHAMPIONSHIP BRACKET

May 21-25, 2013 • The Ballpark at Jackson • Jackson, Tenn.

Wednesday, May 21

#5 Morehead State 11, #4 SIUE 6
#6 Eastern Illinois 2, #3 Jacksonville State 1

Thursday, May 22

Jacksonville State 7, SIUE 5 (SIUE Eliminated)
#2 Tennessee Tech 14, Morehead State 2
#1 Southeast Missouri 8, Eastern Illinois 6

Friday, May 23

Jacksonville State 13, Eastern Illinois 2 (Eastern Illinois eliminated)
Jacksonville State 7, Morehead State 1 (Morehead State eliminated)
Tennessee Tech 9, Southeast Missouri 2

Saturday, May 24

Jacksonville State 6, Southeast Missouri 2 (Southeast Missouri eliminated
Jacksonville State 10, Tennessee Tech 2

Saturday, May 25

Jacksonville State 4, Tennessee Tech 2 (Tennessee Tech eliminated)

ALL-TOURNAMENT TEAM

MOST VALUABLE PLAYER

Jacksonville State Pitching Staff

ALL-TOURNAMENT TEAM

Matt Borens, Eastern Illinois
Cole Bieser, Southeast Missouri
Dylan Bosheers, Tennessee Tech
Daniel Miles, Tennessee Tech
David Hess, Tennessee Tech
Tyler Gamble, Jacksonville State
Griff Gordon, Jacksonville State
Paschal Petrongolo, Jacksonville State
Ryan Sebra, Jacksonville State
Michael Bishop, Jacksonville State
Casey Antley, Jacksonville State
Zachary Fowler, Jacksonville State
Travis Stout, Jacksonville State

RECORDS & HISTORY



PILING ON

The Governors are fans of the dog pile after claiming a OVC championship. Here are five of the most recent. Top Left: The 2005 OVC Tournament Championship in Paducah, Ky. Top Right: The 2007 OVC Regular Season title in Clarksville. Middle Left: The 2011 OVC Tournament crown in Jackson. Middle Right: The 2012 OVC Tournament title in Jackson. Bottom: The 2013 OVC Tournament title in Jackson.

NATIONAL HONORS

■ ALL-AMERICAN SELECTIONS

2004	Rowdy Hardy (3rd: CB)
2005	Rowdy Hardy (2nd: CB)
2011	Greg Bachman (HM: CBI)
	Jordan Hankins (HM: CBI)
2013	Craig Massoni (2nd: CB; HM: CBI)
	Cody Hudson (2nd: CB)
	Tyler Rogers (2nd: NCBWA, ABCA, CBI; 3rd: CB)
	Jordan Hankins (3rd: CB, PG; HM: CBI)

■ FRESHMAN ALL-AMERICAN SELECTIONS

2000	A.J. Ellis (1st: CB)
	Joseph Peer (HM: CB)
2001	Jared Walker (HM: CB)
	Chris Poynter (HM: CB)
2002	Chris Hyde (HM: CB)
2006	Ryan Gilboy (1st: CB)
2011	Jordan Hankins (1st: BA, CB)
	Matt Wollenzin (1st: NCBWA)
2014	Alex Robles (1st: CB, BA, NCBWA)
	Dre Gleason (1st: CB)
	Logan Gray (1st: CB)
	Cayce Bredlau (1st: CB)
	Ridge Smith (1st: CB)

■ PRESEASON ALL-AMERICAN SELECTIONS

2005	Rowdy Hardy (2nd: CB)
2012	Jordan Hankins (3rd: NCBWA/3rd: CB)
2015	Alex Robles (2nd: CB)

■ CoSIDA ACADEMIC ALL-AMERICA

1981	Gene Baker (2nd Team)
1982	John Greenway (2nd Team)
1990	Ken Hatfield (2nd Team)
1993	Bryan Link (2nd Team)
	Kevin Smith (3rd Team)
1994	Kevin Smith (3rd Team)
2012	Reed Harper (3rd Team)

■ CoSIDA ACADEMIC ALL-DISTRICT

1981	Gene Baker (1st Team)
1982	John Greenway (1st Team)
1990	Ken Hatfield (1st Team)
1993	Bryan Link (1st Team)
	Kevin Smith (1st Team)
1994	Kevin Smith (1st Team)
2003	A.J. Ellis (2nd Team)
2003	A.J. Ellis (2nd Team)
2010	Matt Kole (1st Team)
2011	Reed Harper (2nd Team)
2012	Reed Harper (1st Team)
2013	Reed Harper (2nd Team)

■ ABCA ALL-REGION SELECTIONS

2004	Rowdy Hardy
2005	Rowdy Hardy (2nd)
2011	Jordan Hankins (2nd)
2013	Tyler Rogers (1st)
	Jordan Hankins (2nd)
	Craig Massoni (2nd)

Organization abbreviations: ABCA-American Baseball Coaches Association, BA-Baseball America, CB-Collegiate Baseball, CBI-CollegeBaseballInsider.com, NCBWA-National Collegiate Baseball Writers Association; PG-Perfect Game

HANKINS SELECTED BY USA BASEBALL

Jordan Hankins was one of 25 players nationally selected to play for the 2012 USA Baseball Collegiate National Team. After playing summer league teams stateside, Hankins traveled with the CNT to face the Cuban National Team in Havana's Estadio Latinoamericano (pictured here). The team went on to claim the bronze medal at Haarlem Baseball Week in The Netherlands.

GOVERNORS ON 2014 MLB TEAMS

A.J. Ellis

Los Angeles Dodgers
Height: 6-2 • Weight: 225
Position: C • Bats/Throws: R/R
Hometown: Lexington, Ky.
At Austin Peay: 2000-03
Major League Debut: 9/15/08

Shawn Kelley

New York Yankees
Height: 6-2 • Weight: 215
Position: RHP • Bats/Throws: R/R
Hometown: Louisville, Ky.
At Austin Peay: 2003-07
Major League Debut: 4/10/09

Matt Reynolds

Arizona Diamondbacks
Height: 6-5 • Weight: 240
Position: LHP • Bats/Throws: L/L
Hometown: St. Charles, Ill.
At Austin Peay: 2005-07
Major League Debut: 8/19/10

ALL-TIME GOVS IN PROFESSIONAL BASEBALL

Player, Position	Seasons	Organization(s)	High Level
Chuck Abbott	1996-01	CAL, CLE	AAA
Greg Bachman	2012-14	Indpendent	—
Travis Beech	2003	TB	Rookie
Ryan Bennett	1996-01	NYM	AAA
Kent Brown	1997	ATL	Rookie
Tim Burns	1972-75	ANA	A
Thomas Coates	1991-97	ATL	Adv.-A
*Casey Delgado	2013-	Independent	—
Jeremy Dobbs	2011-14	SEA	Adv.-A
***A.J. Ellis**	**2003-**	**LAD**	**MLB**
Rich Elias	1996-98	Independent	—
Tyler Farrar	2008-09	Independent	—
Zach Gerler	2010	WAS	Rookie
Keith Gilliam	1982-87	TOR, ATL	AAA
*Jordan Hankins	2013-	CHC	Adv.-A
Rowdy Hardy	2006-11	KC, ATL	AAA
*Reed Harper	2012-	ATL	A
*Ryne Harper	2011-	ATL	AA
Troy Hayes	1996-97	Independent	—
Rafael Hill	2008	TEX	Rookie
Cody Hudson	2013-14	Independent	—
Stephen Huff	2010	CHW	Rookie
***Shawn Kelley**	**2007-**	**SEA, NYY**	**MLB**
Ryan Kane	2006-07	Independent	—
Frank Kunich	2002	SEA	A
Jake Lane	2007	KC	Rookie
Bryan Link	1993-94	BAL	A
Brendan Loughrey	2002	Indpendent	—
Trey Lucas	2010	BOS	Rookie
Brock Maiser	1996	Independent	—
Nate Manning	1996-00	CHC, MIN	AA
Ricky Marshall	2010	CHW	Rookie
*Craig Massoni	2013	SF	A
Jeff Mault	2004-06	SEA	Adv.-A
Tim Minik	1991-92	TEX, OAK	Adv.-A
Tony O'Donnell	2002-04	CIN	Rookie
Patrick O'Sullivan	1999-10	NYM, BAL	AAA
Scott Quade	1993	MON	SS-A
***Matt Reynolds**	**2007-**	**COL, ARI**	**MLB**
Jason Rice	1994	Independent	—
*Lee Ridenhour	2013-	PHI	Adv.-A
*Tyler Rogers	2013-	SF	AA
George Sherrill (A)	**1999-13**	**Ind., SEA, BAL, LAD, ATL, KC**	**MLB**
Wesley Sims	1993-96	TEX	AA
Aaron Sledd	2000-01	CIN, CHC	Adv.-A
Dustin Smith	2003	DET	A
Greg Smock	1991-94	OAK, DET	Adv.-A
*Jack Snodgrass	2011-	SF	AA
Andy Stewart	1987	PIT	Rookie
Jimmy Stewart (W)	**1961-73**	**CHC, CHW, CIN, HOU**	**MLB**
Rick Strickland	1989-92	NYY	AA
Daniel Tenholder	2009-11	OAK	A
Zach Toney	2012	CHW	Rookie
Greg Tubbs	**1984-94**	**ATL, PIT, CIN**	**MLB**
Jimmy Waggoner	1993-95	OAK	AA
Jamie Walker (W)	**1992-09**	**HOU, KC, CLE, DET, BAL**	**MLB**
Mike Weel	2003	Independent	—
Ben Wilshire	2007-10	SF	Adv.-A
Cody Youngblood	2006	Independent	—

Bold indicates played one game in MLB; *-Active at end of 2014 season, A-Played in All-Star Game, W-Played in World Series

GOVERNORS IN THE MLB DRAFT

■ GOVERNORS DRAFTED

Year	Rd	Ovl	Player Name	Drafted By
1972	2	33	Tim Burns	California Angels
1974	2	28	Robert Keller	Philadelphia Phillies
1981	17	422	Keith Gilliam	St. Louis Cardinals
1982	18	445	Keith Gilliam	Toronto Blue Jays
1984	22	565	Greg Tubbs	Atlanta Braves
1987	40	1001	Joe Stewart	Pittsburgh Pirates
1989	34	881	Ricky Strickland	New York Yankees
	44	1146	James Waggoner	Oakland Athletics
1991	28	750	Greg Smock	Oakland Athletics
	41	1062	Thomas Coates	Atlanta Braves
	46	1204	Tim Minik	Texas Rangers
1992	10	265	Jamie Walker	Houston Astros
1993	19	535	Wesley Sims	Texas Rangers
	32	903	Bryan Link	Baltimore Orioles
	34	958	Scott Quade	Montreal Expos
1996	2	55	Chuck Abbott	California Angels
	9	262	Nate Manning	Chicago Cubs
1999	34	1036	Patrick O'Sullivan	New York Mets
2003	18	541	A.J. Ellis	Los Angeles Dodgers
	42	1237	Travis Beech	Tampa Bay Devil Rays
2007	13	405	Shawn Kelley	Seattle Mariners
	20	612	Matt Reynolds	Colorado Rockies
	32	965	Jake Lane	Kansas City Royals
	40	1201	Ben Wilshire	San Francisco Giants
2008	47	1407	Rafael Hill	Texas Rangers
2009	19	573	Daniel Tenholder	Oakland Athletics
2011	27	837	Jack Snodgrass	San Francisco Giants
	33	993	Jeremy Dobbs	Seattle Mariners
	37	1136	Ryne Harper	Atlanta Braves
2012	26	801	Zach Toney	Chicago White Sox
	30	928	Michael Blanchard	San Francisco Giants
2013	10	312	Tyler Rogers	San Francisco Giants
	11	318	Jordan Hankins	Chicago Cubs
	16	481	Lee Ridenhour	Philadelphia Phillies
	25	763	Reed Harper	Atlanta Braves
	33	1002	Craig Massoni	San Francisco Giants

This is a listing of APSU players drafted directly out of college.

■ FREE-AGENT SIGNEES

Year	Player Name	Organization
1990	Bill Kooiman	Atlanta Braves
1992	Randy McDermott	New York Yankees
1995	Troy Hayes	Independent Pro League
1996	Ryan Bennett	New York Mets
	Mike Eikenberry	Philadelphia Phillies
	Rich Elias	Independent Pro League
	Brock Maiser	Independent Pro League
1997	Kent Brown	San Diego Padres
1998	Aaron Sledd	Cincinatti Reds
1999	George Sherrill	Independent Pro League
2003	Dustin Smith	Detroit Tigers
2012	Greg Bachman	Independent Pro League
2006	Lenny "Rowdy" Hardy	Kansas City Royals
2010	Zach Gerler	Washington Nationals
	Stephen Huff	Chicago White Sox
	Trey Lucas	Boston Red Sox
	Ricky Marshall	Chicago White Sox
2013	Cody Hudson	Independent Pro League
	Casey Delgado	Independent Pro League
2014	P.J. Torres	Independent Pro League

This is a listing of APSU players who signed free agent contacts since 1990.

JAMIE "CAT" WALKER

A.J. ELLIS (JUAN OCAMPO/LA DODGERS

CONFERENCE HONORS

■ OVC PLAYER OF THE YEAR

1971	Ed Inman
1981	LeBon Joye (S)
1984	Michael O. Tharpe (S)
1992	Randy McDermott (C)
1996	Nate Manning
2013	Craig Massoni

■ OVC PITCHER OF THE YEAR

1992	Jamie Walker
1994	Shane Dortch
1996	Craig Smith
2000	Mike Weel
2004	Jeff Mault
2005	Rowdy Hardy
2007	Shawn Kelley
2011	Jeremy Dobbs
2013	Tyler Rogers

■ OVC COACH OF THE YEAR

1971	Tom Wonderling
1984	Joe Baxter (S)
1992	Gary McClure
1994	Gary McClure
2003	Gary McClure
2007	Gary McClure
2011	Gary McClure

■ OVC ROOKIE OF THE YEAR

2004	Rowdy Hardy
2014	Alex Robles

Notes: S-South Division; C-Co-Honoree

■ OVC STEVE HAMILTON AWARD

2011-12	Jon Clinard

The Steve Hamilton award is given annually to an Ohio Valley Conference male or female student-athlete who best exemplifies the characteristics of the late Morehead State student-athlete, coach and administrator. Criteria includes significant athletics performance along with good sportsmanship and citizenship.

■ OVC SCHOLAR-ATHLETE AWARD

1989-90	Timothy Fox
1992-93	Bryan Link
1993-94	Kevin Smith
1994-95	Jason Rice

Each year the OVC recognizes six student-athletes (three men, three women) to receive its prestigious Scholar-Athlete Award, based upon accomplishments in both the classroom and athletic arena and leadership qualities.

■ OVC TEAM SPORTSMANSHIP AWARD

2007-08

The OVC Team Sportsmanship Awards are bestowed upon those Conference squads deemed to have best exhibited the standards of sportsmanship and ethical behavior as outlined by the OVC and NCAA.

■ OVC ACADEMIC MEDAL OF HONOR

Lucas Anderson, 2010-11, 2011-12
Brian Bernatowicz, 2007-08
Jake Corum, 2013-14
Chuck Edlin, 20011-12
Joseph Peer, 1999-00, 2000-01, 2001-02
Zack Upton, 2007-08, 2008-09

The OVC Academic Medal of Honor is given annually to the student-athlete who achieves the highest grade point average in a Conference-sponsored sport.

ED INMAN, 1971 OVC PLAYER OF THE YEAR



NATE MANNING, 1996 OVC PLAYER OF THE YEAR

ALL-CONFERENCE SELECTIONS BY YEAR

1963	West: Ken Connelly (P), David Mason (C), Jackie Winders (OF)
1964	West: Dwight York (P), Don Climer (OF)
1965	West: Fiora DeCosty (2B), Don Climer (OF)
1966	West: Fiora DeCosty (2B), Rodney Rogers (SS)
1967	West: Phillip Sleigh (OF)
1968	West: Phillip Sleigh (OF)
1969	West: Danny Black (2B), Phillip Sleigh (OF)
1970	West: Kevin Sipe (1B)
1971	1st: Kevin Sipe (OF), Ed Inman (P) Honorable Mention: Bo Elliott (1B), Jim Knox (2B), J.J. Palko (SS), Donnie Harrison (C), Jim Dillard (OF), Larry Ward (OF), Mike Ramsey (P)
1972	1st: Charlie Sorey (OF), Larry Ward (OF), Mike Hendricks (P) Honorable Mention: John Nolan (2B)
1973	West: Kevin Sipe (OF)
1974	West: Charlie Sorey (OF)
1975	West: Dave Kautz (P), Pat Dennis (1B), Karl Wurtz (OF)
1976	West: Doug Eargle (OF)
1977	West: Robbie Fant (IF), Tom Schoettle (IF)
1978	West: Dave Wright (P), Gary Baker (IF), Chris Vinyard (OF)
1979	1st: None
1980	1st: Chris Vinyard (OF), Gene Baker (DH)
1981	South: Clayton Dahl (P), LeBon Joye (IF), Ralph Harper (IF)
1982	South: Greg Tubbs (IF)
1983	South: Stacey Higgins (DH)
1984	South: Mo Tharpe (P), Jaye Parker (IF), Robert McCutcheon (OF)
1985	South: Mo Tharpe (P), Monte Williams (OF)
1986	South: Chris Murray (IF)
1987	South: None
1988	South: None
1989	1st: None
1990	1st: Chris Polk (1B), Todd Hinterser (OF) 2nd: Thomas Coates (OF)
1991	1st: None 2nd: Ken Hatfield (C), Wes Sims (2B), Thomas Coates (OF)
1992	1st: Jamie Walker (P), Troy Hayes (3B), Randy McDermott (OF) 2nd: Bryan Link (1B), Wes Sims (2B), Scott Quade (SS)
1993	1st: Kevin Smith (1B), Wes Sims (2B), Bryan Link (OF) 2nd: Scott Quade (SS), Steve Cook (OF)
1994	1st: Shane Dortch (P), Chuck Abbott (SS), Jason Mikulecky (OF) 2nd: Nate Manning (3B), Kelly Weathers (DH)
1996	1st: Craig Smith (P), Ryan Bennett (C), Chuck Abbott (SS), Nate Manning (3B), Dave Sloan (DH) 2nd: Brock Maiser (1B), Kris Runk (2B), Mike Eikenberry (P)
1997	1st: Kent Brown (OF), Aaron Sledd (UT) 2nd: None
1998	1st: None 2nd: None
1999	1st: Buddy Dubois (OF), Joe Lancaster (DH) 2nd: Greg Troy (2B), Pat O'Sullivan (OF)
2000	1st: A.J. Ellis (UT), Mike Weel (SP) 2nd: Lance Wampler (3B), Frank Kunich (OF)
2001	1st: A.J. Ellis (1B), Rusty Moore (SS) 2nd: Frank Kunich (OF)
2002	1st: A.J. Ellis (C), MIke Weel (SP) 2nd: Michael Johnson (3B)
2003	1st: A.J. Ellis (C), Ron Bethke (OF), Jeff Mault (RP) 2nd: Chris Hyde (UT), Dustin Smith (SP), Devin Thomas (SP)
2004	1st: Jeff Mault (SP), Rowdy Hardy (SP) 2nd: Tommy Smith (C), Chris Hyde (1B), Alfredo Burkeen (OF), Chris Poynter (DH)
2005	1st: Jared Walker (SS), Rowdy Hardy (SP) 2nd: Tommy Smith (C), Jake Peterson (2B), Cody Youngblood (OF), Chris Hyde (DH), Shawn Kelley (SP)
2006	1st: Ryan Gilboy (UT) 2nd: Cody Youngblood (OF), Ryan Kane (OF), Rowdy Hardy (P), Brad Daniel (RP) All-Freshman: Ryan Gilboy
2007	1st: Jake Lane (1B), Shawn Kelley (SP) 2nd: Matt Smith (C), Tyler Farrar (3B), Rafael Hill (OF) All-Freshman: Trey Lucas
2008	1st: Tyler Farrar (3B) 2nd: Matt Kole (1B), Rafael Hill (OF), Daniel Tenholder (RP) All-Freshman: Greg Bachman
2009	1st: None 2nd: Trey Lucas (C), Daniel Tenholder (RP) All-Freshman: Jon Clinard
2010	1st: None 2nd: Jon Clinard (2B) All-Freshman: John Hogan, Cody Hudson
2011	1st: John Hogan (1B), Reed Harper (SS), Jeremy Dobbs (SP) 2nd: Jordan Hankins (2B), Greg Bachman (3B), Michael Blanchard (OF), Zach Toney (SP) All-Freshman: Matt Wollenzin, Jordan Hankins, Rolando Gautier
2012	1st: Jordan Hankins (2B), Zach Toney (SP) 2nd: Greg Bachman (3B), Cody Hudson (OF), Michael Blanchard (OF) All-Freshman: None.
2013	1st: Craig Massoni (1B), Tyler Rogers (RP), Jordan Hankins (2B), Reed Harper (SS), Cody Hudson (OF), Lee Ridenhour (SP) 2nd: P.J. Torres (C), Casey Delgado (SP) All-Freshman: None.
2014	1st: Ridge Smith (UT) 2nd: Alex Robles (SP) All-Freshman: Alex Robles, Cayce Bredlau, Ridge Smith

FOUR-TIME ALL-OVC SELECTION

A.J. Ellis was named to four All-OVC teams during his career, becoming just the fifth player in league history and first since 1979 to earn the honor four times. He also is the only player to be named All-OVC at three different positions (utility in 2000, first base in 2001 and catcher in 2002 and 2003).

INDIVIDUAL SINGLE GAME

HITTING

AT-BATS
9 – Greg Bachman at Eastern Ill. (17 inn., 4/6/12)

RUNS SCORED
6 – John Tasker vs. Bethel (1956); Lewis Martin vs. Belmont (1954)

HITS
6 – Chad Cunningham vs. Morehead St. (4/5/08)

RUNS BATTED IN
10 – Kevin Sipe vs. Columbus College (3/18/71)

DOUBLES
3 – by several players, most recently Adam Browett vs. UT Martin (5/22/10)

TRIPLES
2 – by several players, most recently Adam Browett vs. SIU Edwardsville (3/7/10)

HOME RUNS
3 – by several players, most recently Jake Lane vs. Youngstown St. (3/12/06)

TOTAL BASES
13 – Pat O'Sullivan at Eastern Ill. (4/24/99)

WALKS
4 – by several players, most recently Dylan Riner at Lipscomb (3/13/13)

HIT BY PITCH
3 – Trey Lucas vs. Indiana (3/1/08); Brett Luther at Middle Tenn. (4/11/06); Shawn Kelley at Georgia St. (3/17/04)

STRIKEOUTS
5 – Will Hogue vs. Southeast Mo. (4/22/07); Will Hogue vs. Vanderbilt (4/4/07); Dave Sloan vs. Vanderbilt (5/5/98)

SACRIFICE FLIES
2 – by several players, most recently by P.J. Torres nt. Tennessee Tech (5/24/13)

SACRIFICE HITS
3 – Brandon Munsey vs. UT Martin (4/29/06)

STOLEN BASES
5 – Kent Brown vs. Memphis (3/26/97)

PITCHING

INNINGS PITCHED
11.0 – Mike Weel at Eastern Ky. (3/18/00)

HITS ALLOWED
15 – Rowdy Hardy at Tennessee (6/3/05)

RUNS ALLOWED
15 – Seth Massey at Indiana St. (4/3/97)

EARNED RUNS ALLOWED
11 – Jake Lund at Eastern Ky. (5/11/03); Tony Mathews at Florida (3/9/02); Seth Massey at Morehead St. (3/8/98)

WALKS ALLOWED
11 – Jim Beshears vs. Florence St. (1960); Ronnie McKinney vs. Middle Tenn. (1959)

STRIKEOUTS
17 – Tom Morgan vs. Lipscomb (1958)

WILD PITCHES
5 – Stephen Huff at Evansville (4/25/07)

FIELDING

CHANCES
19 – A.J. Ellis vs. Bethune-Cookman (3/6/01)

PUTOUTS
18 – Chris Poynter vs. Eastern Ky. (5/15/05); A.J. Ellis vs. Bethune-Cookman (3/6/01)

ASSISTS
9 – Jon Clinard vs. SIU Edwardsville (4/25/10); D.W. Blakeman vs. Louisville (4/25/10); Kris Runk at UT Martin (4/14/96)

ERRORS
3 – by several players, most recently by Chris Gili vs. Evansville (4/5/11)

TEAM SINGLE GAME

HITTING

AT BATS
69 – at Eastern Illinois (17 inn., 4/6/12)

RUNS SCORED
30 – vs. Morehead State (3/8/98)

HITS
33 – at Morehead State (4/1/07)

RUNS BATTED IN
28 – at Morehead State (3/8/98)

DOUBLES
9 – vs. UT Martin (4/24/2004)

TRIPLES
4 – vs. Bethel (1956)

HOME RUNS
8 – at Eastern Illinois (4/24/99)

TOTAL BASES
54 – at Morehead State (4/1/07)

WALKS
17 – vs. Middle Tenn. (1966)

HIT BY PITCH
6 – vs. Southeast Missouri (4/26/03)

STRIKEOUTS
22 – at Vanderbilt (6/1/07)

SACRIFICE FLIES
3 – several times, most recently at Eastern Kentucky (4/27/13)

SACRIFICE HITS
4 – nt. Southeast Missouri (5/26/12); at Memphis (3/25/08)

STOLEN BASES
12 – vs. Belmont (1964)

PITCHING

INNINGS PITCHED
17.0 – at Eastern Illinois (4/6/12)

HITS ALLOWED
25 – nt. Samford (5/27/04)

RUNS ALLOWED
38 – vs. Lincoln Memorial (1956)

EARNED RUNS ALLOWED
25 – at Western Kentucky (5/17/05)

WALKS ALLOWED
15 – at Western Kentucky (5/17/05)

STRIKEOUTS
17 – vs. Lipscomb (1958)

DOUBLES ALLOWED
9 – Eastern Illinois (4/25/98)

TRIPLES ALLOWED
3 – at Murray State (5/8/05); at Indiana State (3/19/05)

HOME RUNS ALLOWED
6 – vs. Georgia State (3/20/10); vs. Middle Tennessee (4/10/99); at Morehead State (3/8/98); vs. Arkansas State (2/25/98)

WILD PITCHES
6 – at Evansville (4/8/09); at Eastern Illinois (4/14/02)

FIELDING

CHANCES
79 – at Eastern Illinois (17 inn., 4/6/12)

PUTOUTS
51 – at Eastern Illinois (17 inn., 4/6/12)

ASSISTS
25 – at Eastern Illinois (17 inn., 4/6/12)

ERRORS
8 – at Eastern Kentucky (4/10/10); at Xavier (3/21/00); Illinois-Chicago (3/16/00)

DOUBLE PLAYS
4 – several times, most recently at Tennessee (4/24/12)

TRIPLE PLAYS
1 – Greg Bachman (3B), Jordan Hankins (2B) and Tyler Childress (1B) at SIU Edwardsville (5/5/12); Dylan Riner (CF), Reed Harper (SS), Craig Massoni (1B) at Southeast Mo. (4/13/13)

MISCELLANEOUS

TIME OF GAME
5:40 – at Eastern Illinois (17 inn., 4/6/12)

MARGIN OF VICTORY
22 – vs. Morehead State (4/5/08); vs. Eastern Illinois (5/4/1997); vs. Wisconsin-Eau Claire (3/25/76)

MARGIN OF DEFEAT
31 – vs. Lincoln Memorial (7-38, 1956)

WINNING STREAK
16 – 4/26/13 to 5/31/13 (included unbeaten 14-0 mark in May)

LOSING STREAK
14 – 4/19/1986 to 5/4/1986 (ended season)

BATTING AVERAGE

SEASON

Rank	AVG	Player	Season
1.	.441	Bill Hoodenpyl	1986
2.	.437	Doug Eargle	1976
3.	.433	Eddie Beam	1976
4.	.426	Karl Wirtz	1975
5.	.408	Frank Kunich	2000
6.	.407	Ryan Bennett	1996
7.	.402	Buddy Dubois	1999
8.	.402	Chris Poynter	2004
9.	.394	Nate Manning	1996
10.	.388	Rafael Hill	2008
11.	.386	LeBon Joye	1981
12.	.385	Ron Bethke	2003
13.	.385	Craig Massoni	2013
14.	.382	Kevin Sipe	1973
15.	.382	Trey Lucas	2009
16.	.381	Gary Baker	1978
17.	.379	Gene Baker	1980
18.	.376	Ralph Harper	1981
19.	.375	Greg Tubbs	1981
	.375	Jared Walker	2004
21.	.373	Chris Polk	1990
22.	.372	Joe Lancaster	1999
23.	.371	A.J. Ellis	2002
24.	.370	Kent Brown	1997
25.	.369	Pat O'Sullivan	1999

minimum 75 at-bats

CAREER

Rank	AVG	Player	Seasons
1.	.398	Doug Eargle	1976-77
2.	.382	Eddie Beam	1975-76
3.	.362	Greg Tubbs	1981-82,84
4.	.351	A.J. Ellis	2000-03
5.	.349	Chris Polk	1989-90
6.	.346	Rick Strickland	1988-89
7.	.346	Jordan Hankins	2011-13
8.	.346	Aaron Sledd	1997-98
9.	.341	Trey Lucas	2007-10
10.	.339	Ryan Bennett	1993-96
11.	.339	Ryan Kane	2005-06
12.	.336	Aaron Hempel	1998-99
13.	.336	Brock Maiser	1995-96
14.	.335	Jimmy Waggoner	1988-89
15.	.334	Ron Bethke	2003-04
16.	.334	Kent Brown	1996-97
17.	.332	Michael Johnson	2001-02
18.	.332	Buddy Dubois	1999-00
19.	.332	Greg Troy	1997-00
20.	.331	Gene Baker	1978-81
21.	.331	Chris Poynter	2001-05
22.	.330	Wes Sims	1991-93
23.	.330	Jose Pena	1985-86
24.	.329	Travis Beech	2002-03
25.	.328	Rafael Hill	2004-08

minimum 2 seasons and 225 at-bats

ANNUAL LEADERS

Season	Player	AVG
1960^	Jim Stewart	.329
1961^	Jim Stewart	.435
1962^	John Briggeman	.433
1963^	John Briggeman	.368
1964^	Doug Stamper	.291
1965^	Jack Darke	.343
1966^	Don Cherry	.333
1967^	Phillip Sleigh	.317
1968^	Terry Holder	.389
1969^	Phillip Sleigh	.344
1970	Kevin Sipe	.261
1971	Kevin Sipe	.311
1972	John Nolan	.321
1973	Kevin Sipe	.382
1974	Bob Rickert	.302
1975	Karl Wirtz	.426
1976	Doug Eargle	.437
1977	Doug Eargle	.368
1978	Gary Baker	.381
1979	Chris Vinyard	.346
1980	Gene Baker	.379
1981	LeBon Joye	.386
1982	Greg Tubbs	.362
1983	Robert McCutcheon	.331
1984	Greg Tubbs	.347
1985	Lew Harrison	.358
1986	Bill Hoodenpyl	.441
1987	Kenny Alfonso	.313
1988	Rick Strickland	.368
1989	Jimmy Waggoner	.339
1990	Chris Polk	.373
1991	Ken Hatfield	.355
1992	Bryan Link	.355
1993	Scott Quade	.359
1994	Jason Mikulecky	.340
1995	Ryan Bennett	.356
1996	Ryan Bennett	.407
1997	Kent Brown	.370
1998	Greg Troy	.358
1999	Buddy Dubois	.402
2000	Frank Kunich	.408
2001	Rusty Moore	.351
2002	A.J. Ellis	.371
2003	Ron Bethke	.385
2004	Chris Poynter	.402
2005	Jared Walker	.367
2006	Ryan Gilboy	.366
2007	Tyler Farrar	.341
2008	Rafael Hill	.388
2009	Trey Lucas	.382
2010	Trey Lucas	.356
2011	Jordan Hankins	.351
2012	Greg Bachman	.351
2013	Craig Massoni	.385
2014	Alex Robles	.349

^ minimum 30 at-bats, all others 75 at-bats

NOTES: Austin Peay baseball began play in 1931 and joined the NCAA and Ohio Valley Conference prior to the 1963 season. The individual and career marks in these records are for the period from 1961 to current. In statistical rankings, the rounding of percentages and/or averages may indicate ties where none exist. In these cases, the numerical order of the rankings is accurate.

HITS

SEASON

Rank	H	Player	Season
1.	100	Nate Manning	1996
2.	99	Ryan Bennett	1996
3.	97	Chuck Abbott	1996
4.	93	Greg Bachman	2012
5.	92	Craig Massoni	2013
6.	89	Cody Hudson	2013
7.	88	Jared Walker	2005
8.	87	Tyler Farrar	2007
	87	Reed Harper	2012
10.	86	Jordan Hankins	2013
11.	85	Rusty Moore	2001
	85	Kent Brown	1997
13.	84	Jordan Hankins	2012
14.	82	Reed Harper	2013
15.	81	Brock Maiser	1996
	81	Jared Walker	2004
17.	80	Rafael Hill	2008
	80	Buddy Dubois	1999
19.	78	Greg Troy	1999
20.	77	Ryan Kane	2006
	77	Michael Johnson	2001
	77	Lance Wampler	2000
	77	Joe Lancaster	1999
24.	76	Pat O'Sullivan	1999
	76	Dave Sloan	1996

CONSECUTIVE GAMES WITH A HIT

Rank	G	Player	Season
1.	42	Chuck Abbott	1996
2.	36	Ryan Kane	2006
3.	29	Reed Harper	2011
4.	23	Lance Wampler	2000
5.	20	Jake Peterson	2005

minimum 20 games, since 1996 season

CAREER

Rank	H	Player	Seasons
1.	286	Reed Harper	2010-13
2.	276	Greg Bachman	2008-12
3.	263	A.J. Ellis	2000-03
4.	246	Greg Troy	1997-00
5.	245	Jared Walker	2001-02,04-05
6.	243	Cody Hudson	2010-13
7.	241	Lance Wampler	1997-00
8.	238	Rolando Gautier	2011-14
9.	236	Jordan Hankins	2011-13
10.	229	Scott Quade	1990-93
11.	222	Chris Hyde	2002-05
12.	219	Nate Manning	1993-96
13.	218	Chuck Abbott	1994-96
14.	211	Ryan Bennett	1993-96
	211	Dave Sloan	1995-98
16.	208	Jon Clinard	2009-12
17.	202	Mark Turken	1995-98
18.	199	Bryan Link	1990-93
19.	195	Trey Lucas	2007-10
20.	194	Melvin Biankowski	1986-89
21.	188	Ben Fuller	1998-02
	188	Thomas Coates	1988-91
23.	186	Jason Mikulecky	1991-94
24.	185	Matt Kole	2007-10
25.	184	Joe Lancaster	1997-00

ANNUAL LEADERS

Season	Player	H
1960	Jim Stewart	25
1961	Jim Stewart	27
1962	Rodney Rogers	28
1963	Jackie Winders	16
1964	Doug Stamper	16
1965	Fiore Decosty	13
1966	Fiore Decosty	12
1967	Phillip Sleigh	20
1968	Terry Holder	21
1969	Phillip Sleigh	21
1970	Kevin Sipe	29
1971	Kevin Sipe	47
1972	John Nolan	42
1973	Kevin Sipe	52
1974	Dave Simonton	42
1975	Karl Wirtz	43
1976	Eddie Beam	61
1977	Doug Eargle	60
1978	Gary Baker	43
1979	Chris Vinyard	53
1980	Ralph Harper, Chris Vinyard and Gene Baker	50
1981	Ralph Harper	68
1982	Robert McCutcheon	52
1983	Stacey Higgins	45
1984	Greg Tubbs	43
1985	Jose Pena	57
1986	Jose Pena	60
1987	Andy Stewart	49
1988	Melvin Biankowski	57
1989	Rick Strickland	68
1990	Chris Polk	72
1991	Ken Hatfield	61
1992	Bryan Link	72
1993	Scott Quade and Wes Sims	66
1994	Jason Mikulecky	73
1995	Ryan Bennett	67
1996	Nate Manning	100
1997	Kent Brown	85
1998	Aaron Sledd	63
1999	Buddy Dubois	80
2000	Lance Wampler	77
2001	Rusty Moore	85
2002	A.J. Ellis	72
2003	Travis Beech and Ron Bethke	72
2004	Jared Walker	81
2005	Jared Walker	88
2006	Ryan Kane	77
2007	Tyler Farrar	87
2008	Rafael Hill	80
2009	Greg Bachman	66
2010	Adam Browett	66
2011	Reed Harper	73
2012	Greg Bachman	93
2013	Craig Massoni	92
2014	Alex Robles	73

LONGEST HITTING STREAK

Chuck Abbott holds the Austin Peay record for consecutive games hit safely with a 42-game streak from Feb. 17 to April 17, 1996. It is the second longest streak in OVC history and sixth longest in NCAA Division I history.

HOME RUNS

SEASON

Rank	HR	Player	Season
1.	19	Nate Manning	1996
2.	18	Michael Johnson	2002
3.	17	Pat O'Sullivan	1999
4.	16	Greg Bachman	2012
	16	Randy McDermott	1992
	16	Craig Massoni	2013
7.	15	Michael Johnson	2001
	15	Frank Kunich	2001
9.	13	John Hogan	2011
	13	Dave Sloan	1996
11.	12	Chris Polk	1990
12.	11	Jordan Hankins	2013
	11	Chris Hyde	2004
	11	Greg Troy	2000
	11	Joe Lancaster	1999
	11	Eddie Beam	1976
	11	Troy Hayes	1992
	11	Corky Owen	1985
	11	Lance Wampler	1997
20.	10	Greg Bachman	2009
	10	Mark Turken	1998
	10	Tom Schoettle	1976
	10	Marc Thomas	1991
	10	Jordan Hankins	2012
	10	Ben Fuller	2000
	10	Bryan Link	1992
	10	A.J. Ellis	2001
	10	Aaron Sledd	1998
	10	Aaron Hempel	1999
	10	Melvin Biankowski	1988

CAREER

Rank	HR	Player	Seasons
1	37	Lance Wampler	1997-00
2	34	Greg Bachman	2008-12
3	33	Michael Johnson	2001-02
	33	Nate Manning	1993-96
5	30	Chris Hyde	2002-05
6	29	Greg Troy	1997-00
	29	Frank Kunich	2000-02
8	28	A.J. Ellis	2000-03
9	27	Mark Turken	1995-98
10	25	Pat Dennis	1974-77
	25	Jordan Hankins	2011-13
12	24	Bryan Link	1990-93
	24	Randy McDermott	1991-92
14	23	Melvin Biankowski	1986-89
15	22	P.J. Torres	2011-14
	22	Matt Kole	2007-10
	22	Thomas Coates	1988-91
18	19	Will Hogue	2005-08
	19	Dave Sloan	1995-98
	19	Joe Lancaster	1997-00
	19	Cody Hudson	2010-13
22	18	Aaron Hempel	1998-99
	18	Trey Lucas	2007-10
24	17	Bob Rickert	1972-75
	17	Ben Fuller	1998-02
	17	Benji Zimmerman	1994-97
	17	Jared Walker	2001-02,04-05
	17	Marc Thomas	1988-91
	17	Chris Polk	1989-90
	17	Pat O'Sullivan	1999

ANNUAL LEADERS

Season	Player	HR
1960	Jim Stewart	4
1961	Jim Stewart	3
1962	Rodney Rogers	5
1963	Jackie Winders	3
1964	Rodney Rogers	2
1965	Fiore Decosty	3
1966	Fiore Decosty	2
1967	Phillip Sleigh	3
1968	Terry Holder and Bob Jones	2
1969	Terry Holder	3
1970	Kevin Sipe	4
1971	Kevin Sipe	4
1972	Larry Ward and Kevin Sipe	4
1973	Bob Rickert and Jim Davis	4
1974	Bob Rickert	9
1975	Pat Dennis	8
1976	Eddie Beam	11
1977	Pat Dennis	5
1978	Brian Cross	5
1979	Scott Baker and Chris Vinyard	5
1980	Nick Maneri	8
1981	Gene Baker and Greg Tubbs	7
1982	Jeff Hawn and Greg Tubbs	5
1983	Scott Bynum	7
1984	Steve Nickell	5
1985	Corky Owen	11
1986	Chris Murray	9
1987	Andy Stewart	8
1988	Melvin Biankowski	10
1989	Thomas Coates	7
1990	Chris Polk	12
1991	Marc Thomas	10
1992	Randy Mcdermott	16
1993	Steve Cook, Wes Sims & Bryan Link	8
1994	Kevin Smith and Jason Mikulecky	6
1995	Nate Manning	8
1996	Nate Manning	19
1997	Lance Wampler	11
1998	Mark Turken and Aaron Sledd	10
1999	Pat O'Sullivan	17
2000	Greg Troy	11
2001	Michael Johnsonand Frank Kunich	15
2002	Michael Johnson	18
2003	Chris Hyde	8
2004	Chris Hyde	11
2005	Jacob Schroeder and Chris Hyde	7
2006	Ryan Gilboy and Jacob Schroeder	5
2007	Jake Lane and Will Hogue	8
2008	Tyler Farrar	9
2009	Greg Bachman	10
2010	Matt Kole	7
2011	John Hogan	13
2012	Greg Bachman	16
2013	Craig Massoni	16
2014	P.J. Torres	8

RUNS BATTED IN

SEASON

Rank	RBI	Player	Season
1.	81	Nate Manning	1996
2.	76	Michael Johnson	2002
3.	69	Pat O'Sullivan	1999
4.	68	Craig Massoni	2013
5.	67	Greg Bachman	2012
6.	66	Jordan Hankins	2012
7.	63	John Hogan	2011
8.	61	Chris Polk	1990
9.	59	Randy McDermott	1992
	59	Ralph Harper	1981
	59	Jared Walker	2005
	59	Reed Harper	2013
13.	58	Ryan Bennett	1996
	58	A.J. Ellis	2001
15.	56	Tyler Farrar	2008
	56	Melvin Biankowski	1989
17.	54	Jordan Hankins	2013
	54	Ryan Gilboy	2006
19.	53	Dave Sloan	1996
	53	Troy Hayes	1992
21.	52	Ben Fuller	2000
	52	Matt Kole	2010
23.	51	Frank Kunich	2001
	51	Greg Troy	2000
	51	Adam Browett	2010
	51	Jared Walker	2004

CAREER

Rank	RBI	Player	Seasons
1.	188	Greg Bachman	2008-12
2.	175	Lance Wampler	1997-00
3.	171	Nate Manning	1993-96
4.	168	A.J. Ellis	2000-03
5.	165	Reed Harper	2010-13
6.	154	Chris Hyde	2002-05
7.	152	Mark Turken	1995-98
8.	151	Jordan Hankins	2011-13
	151	Jared Walker	2001-02,04-05
10.	142	Greg Troy	1997-00
11.	141	Matt Kole	2007-10
12.	138	Melvin Biankowski	1986-89
13.	137	Cody Hudson	2010-13
14.	130	Trey Lucas	2007-10
15.	125	Ryan Bennett	1993-96
16.	124	Dave Sloan	1995-98
17.	123	Frank Kunich	2000-02
	123	Kevin Smith	1991-94
19.	121	Michael Johnson	2001-02
20.	120	Rolando Gautier	2011-14
21.	119	Bryan Link	1990-93
22.	115	Ben Fuller	1998-02
23.	111	Chris Vinyard	1977-80
	111	Pat Dennis	1974-77
25.	109	P.J. Torres	2011-14

ANNUAL LEADERS

Season	Player	RBI
1960	Jim Stewart	13
1961	Jim Stewart	15
1962	Rodney Rogers	18
1963	Rodney Rogers	11
1964	Doug Stamper	16
1965	Fiore Decosty	10
1966	Don Rogers	13
1967	Phillip Sleigh	15
1968	Terry Holder	13
1969	Phillip Sleigh	13
1970	Kevin Sipe	18
1971	Kevin Sipe	29
1972	Jim Knox	20
1973	Kevin Sipe	29
1974	Bob Rickert	43
1975	Karl Wirtz	35
1976	Eddie Beam	38
1977	Doug Eargle and Tom Schoettle	30
1978	Chris Vinyard	34
1979	Chris Vinyard	32
1980	Chris Vinyard	33
1981	Ralph Harper	59
1982	Jeff Hawn	30
1983	Scott Bynum and Stacey Higgins	26
1984	Steve Nickell	23
1985	Monte Williams	33
1986	Chris Murray	48
1987	Chris Murray	30
1988	Melvin Biankowski	41
1989	Melvin Biankowski	56
1990	Chris Polk	61
1991	Marc Thomas	36
1992	Randy McDermott	59
1993	Bryan Link	45
1994	Kevin Smith	46
1995	Ryan Bennett	43
1996	Nate Manning	81
1997	Billy Mortimore	44
1998	Lance Wampler	48
1999	Pat O'Sullivan	69
2000	Ben Fuller	52
2001	A.J. Ellis	58
2002	Michael Johnson	76
2003	Travis Beech	43
2004	Jared Walker	51
2005	Jared Walker	59
2006	Ryan Gilboy	54
2007	Tyler Farrar	44
2008	Tyler Farrar	56
2009	Greg Bachman	44
2010	Matt Kole	52
2011	John Hogan	63
2012	Greg Bachman	67
2013	Craig Massoni	68
2014	Ridge Smith	44

SLUGGING PERCENTAGE

SEASON

Rank	SLG	Player	Season
1.	.801	Eddie Beam	1976
2.	.752	Nate Manning	1996
3.	.718	Pat O'Sullivan	1999
4.	.667	Doug Eargle	1976
5.	.661	Craig Massoni	2013
6.	.649	Aaron Hempel	1999
7.	.648	Randy McDermott	1992
8.	.646	Bill Hoodenpyl	1986
9.	.637	Chris Polk	1990
10.	.633	Joe Lancaster	1999
11.	.633	Greg Tubbs	1981
12.	.631	Frank Kunich	2000
13.	.621	Michael Johnson	2002
14.	.616	Greg Tubbs	1982
15.	.614	Karl Wirtz	1975
16.	.613	Buddy Dubois	1999
17.	.610	Rodney Rogers	1962
18.	.606	Michael Johnson	2001
19.	.606	Bryan Link	1992
20.	.605	Bob Rickert	1974
21.	.601	Greg Bachman	2009
22.	.597	Tom Schoettle	1976
23.	.596	Pat Dennis	1975
24.	.593	Ken Hatfield	1991
25.	.593	A.J. Ellis	2002

minimum 75 at-bats

CAREER

Rank	SLG	Player	Seasons
1.	.672	Eddie Beam	1975-76
2.	.614	Michael Johnson	2001-02
3.	.599	Doug Eargle	1976-77
4.	.598	Randy McDermott	1991-92
5.	.587	Greg Tubbs	1981-82,84
6.	.563	Chris Polk	1989-90
7.	.560	Aaron Hempel	1998-99
8.	.559	Nate Manning	1993-96
9.	.547	Greg Troy	1997-00
10.	.543	Aaron Sledd	1997-98
11.	.540	Jimmy Waggoner	1988-89
12.	.540	A.J. Ellis	2000-03
13.	.536	Frank Kunich	2000-02
14.	.534	Jordan Hankins	2011-13
15.	.530	Pat Dennis	1974-77
16.	.529	Buddy Dubois	1999-00
17.	.526	Ron Bethke	2003-04
18.	.525	Gene Baker	1978-81
19.	.521	Trey Lucas	2007-10
20.	.520	Steve Cook	1992-93
21.	.518	Matt Kole	2007-10
22.	.518	Jake Lane	2006-07
23.	.516	Greg Bachman	2008-12
24.	.511	Bryan Link	1990-93
25.	.505	Tom Schoettle	1976-77

minimum 2 seasons and 225 at-bats

ANNUAL LEADERS

Season	Player	SLG
1960^	Jim Stewart	.592
1961^	Jim Stewart	.726
1962^	Robert Gaines	.625
1963^	Jackie Winders	.630
1964^	Doug Stamper	.418
1965^	Mike Dixon	.487
1966^	Don Rogers	.488
1967^	Phillip Sleigh	.524
1968^	Terry Holder	.630
1969^	Phillip Sleigh	.541
1970	Kevin Sipe	.468
1971	Larry Ward	.496
1972	Larry Ward	.448
1973	Kevin Sipe	.581
1974	Bob Rickert	.605
1975	Karl Wirtz	.614
1976	Eddie Beam	.801
1977	Doug Eargle	.546
1978	Gary Baker	.584
1979	Chris Vinyard	.523
1980	Gene Baker	.538
1981	Greg Tubbs	.633
1982	Greg Tubbs	.616
1983	Robert McCutcheon	.571
1984	Greg Tubbs	.508
1985	Corky Owen	.532
1986	Bill Hoodenpyl	.646
1987	Kenny Alfonso	.483
1988	Melvin Biankowski	.566
1989	Jimmy Waggoner	.536
1990	Chris Polk	.637
1991	Ken Hatfield	.593
1992	Randy McDermott	.648
1993	Wes Sims	.572
1994	Jason Mikulecky	.516
1995	Ryan Bennett	.559
1996	Nate Manning	.752
1997	Greg Troy	.528
1998	Aaron Sledd	.572
1999	Pat O'Sullivan	.718
2000	Frank Kunich	.631
2001	Michael Johnson	.606
2002	Michael Johnson	.621
2003	Ron Bethke	.578
2004	Chris Poynter	.588
2005	Jared Walker	.533
2006	Ryan Gilboy	.526
2007	Jake Lane	.576
2008	Rafael Hill	.519
2009	Greg Bachman	.601
2010	Adam Browett	.570
2011	John Hogan	.539
2012	Greg Bachman	.592
2013	Craig Massoni	.661
2014	P.J. Torres	.483

^ minimum 30 at-bats, all others 75 at-bats

ON-BASE PERCENTAGE

SEASON

Rank	OBP	Player	Season
1.	.514	Gary Baker	1978
2.	.510	Bill Hoodenpyl	1986
3.	.500	Aaron Sledd	1997
4.	.494	Rafael Hill	2008
5.	.494	Eddie Beam	1976
6.	.494	Pat Dennis	1976
7.	.492	Chris Poynter	2004
8.	.491	Karl Wirtz	1975
9.	.490	Jimmy Waggoner	1988
10.	.486	LeBon Joye	1981
11.	.484	Gene Baker	1980
12.	.482	Doug Eargle	1976
13.	.475	Craig Massoni	2013
14.	.474	A.J. Ellis	2002
15.	.474	Trey Lucas	2009
16.	.474	Buddy Dubois	1999
17.	.473	Rick Strickland	1989
18.	.468	Ron Bethke	2003
19.	.468	Al Bolden	1995
20.	.468	Cody Youngblood	2006
21.	.467	Greg Tubbs	1982
	.467	Greg Tubbs	1981
23.	.466	Nate Manning	1996
24.	.465	Ryan Bennett	1996
25.	.465	Chris Polk	1990

minimum 75 at-bats

CAREER

Rank	OBP	Player	Seasons
1.	.470	Aaron Sledd	1997-98
2.	.470	Rick Strickland	1988-89
3.	.464	Jimmy Waggoner	1988-89
4.	.461	Greg Tubbs	1981-82,84
5.	.458	Eddie Beam	1975-76
6.	.450	Cody Youngblood	2005-06
7.	.445	Jordan Hankins	2011-13
8.	.444	Ron Bethke	2003-04
9.	.443	A.J. Ellis	2000-03
10.	.441	Pat Dennis	1974-77
11.	.439	Tony Kestranek	1989-90
12.	.435	Trey Lucas	2007-10
13.	.433	Doug Eargle	1976-77
14.	.433	Rafael Hill	2004-08
15.	.433	Chris Polk	1989-90
16.	.425	Matt Arminio	1980-81
17.	.425	Charlie Sorey	1971-74
18.	.423	Gene Baker	1978-81
19.	.423	LeBon Joye	1980-81
20.	.420	Ryan Kane	2005-06
21.	.420	Jaye Parker	1983-84
22.	.420	Monte Williams	1985-86
23.	.420	Brock Maiser	1995-96
24.	.418	Buddy Dubois	1999-00
25.	.417	Rolando Gautier	2011-14

minimum 2 seasons and 225 at-bats

CONSECUTIVE GAMES REACHED BASE SAFELY

Rank	G	Player	Season
1.	48	Joe Lancaster	1999
2.	43	Chuck Abbott	1996
3.	40	Ryan Kane	2006
4.	35	Lance Wampler	2000
5.	34	Greg Troy	1999
6.	30	Rolando Gautier	2011
7.	29	Reed Harper	2011
8.	28	Craig Massoni	2013
	28	Ridge Smith	2014
10.	27	Aaron Sledd	1997
	27	Ron Bethke	2003

since 1996 season

ANNUAL LEADERS

Season	Player	OBP
1960^	Jim Stewart	.329
1961^	Jim Stewart	.493
1962^	Robert Gaines	.472
1963^	David Mason	.432
1964^	Tommy Elliott	.429
1965^	Jack Darke	.425
1966^	Don Cherry	.474
1967^	Eddie Harrison	.482
1968^	Terry Holder	.535
1969^	Phillip Sleigh	.459
1970	Ron Farmer	.361
1971	Jim Knox	.390
1972	Jim Knox	.401
1973	Kevin Sipe	.447
1974	Bob Rickert	.451
1975	Karl Wirtz	.491
1976	Eddie Beam	.494
1977	Pat Dennis	.420
1978	Gary Baker	.514
1979	Tony Lamb	.424
1980	Gene Baker	.484
1981	LeBon Joye	.486
1982	Greg Tubbs	.467
1983	Jaye Parker	.445
1984	Greg Tubbs	.449
1985	Monte Williams	.440
1986	Bill Hoodenpyl	.510
1987	Rob Dirks	.387
1988	Jimmy Waggoner	.490
1989	Rick Strickland	.473
1990	Chris Polk	.465
1991	Thomas Coates	.456
1992	Bryan Link	.426
1993	Scott Quade	.458
1994	Jason Mikulecky	.412
1995	Al Bolden	.468
1996	Nate Manning	.466
1997	Aaron Sledd	.500
1998	Aaron Sledd	.442
1999	Buddy Dubois	.474
2000	A.J. Ellis	.458
2001	Rusty Moore	.439
2002	A.J. Ellis	.474
2003	Ron Bethke	.468
2004	Chris Poynter	.492
2005	Jacob Crass	.440
2006	Cody Youngblood	.468
2007	Jake Lane	.404
2008	Rafael Hill	.494
2009	Trey Lucas	.474
2010	Trey Lucas	.456
2011	Michael Blanchard	.439
2012	Jordan Hankins	.444
2013	Craig Massoni	.475
2014	Cayce Bredlau	.444

^ minimum 30 at-bats, all others 75 at-bats

■ GAMES PLAYED

SEASON

Rank	GP	Player	Season
1.	66	Chuck Abbott	1996
	66	Dave Sloan	1996
3.	65	Nate Manning	1996
	65	Kris Runk	1996
5.	64	Jordan Hankins	2012
	64	Michael Blanchard	2012
	64	Ryan Bennett	1996
	64	Reed Harper	2012
	64	Brock Maiser	1996
10.	63	Kent Brown	1996
	63	Greg Bachman	2012

CAREER

Rank	GP	Player	Season
1.	237	Reed Harper	2010-13
2.	228	Greg Bachman	2008-12
3.	225	Cody Hudson	2010-13
4.	224	Lance Wampler	1997-00
	224	Rolando Gautier	2011-14
6.	221	Mark Turken	1995-98
	221	A.J. Ellis	2000-03
8.	219	Jared Walker	2001-02,04-05
9.	217	Chris Hyde	2002-05
10.	214	Scott Quade	1990-93

■ GAMES STARTED

SEASON

Rank	GP	Player	Season
1.	66	Chuck Abbot	1996
2.	65	Dave Sloan	1996
	65	Nate Manning	1996
	65	Kris Runk	1996
5.	64	Reed Harper	2012
	64	Ryan Bennett	1996
	64	Michael Blanchard	2012
	64	Jordan Hankins	2012
	64	Brock Maiser	1996
10.	63	Kent Brown	1996
	63	Greg Bachman	2012

CAREER

Rank	GP	Player	Season
1.	237	Reed Harper	2010-13
2.	225	Greg Bachman	2008-12
3.	221	Lance Wampler	1997-00
4.	215	Rolando Gautier	2011-14
5.	214	Mark Turken	1995-98
6.	213	A.J. Ellis	2000-03
7.	212	Chris Hyde	2002-05
8.	209	Cody Hudson	2010-13
9.	201	Dave Sloan	1995-98
10.	196	Jared Walker	2001-02,04-05

■ AT-BATS

SEASON

Rank	AB	Player	Season
1.	266	Reed Harper	2012
2.	265	Greg Bachman	2012
3.	263	Chuck Abbott	1996
4.	255	Tyler Farrar	2007
5.	254	Nate Manning	1996
6.	251	Kris Runk	1996
7.	250	Jordan Hankins	2012
8.	248	Michael Blanchard	2012
9.	245	Cody Hudson	2013
10.	244	Jordan Hankins	2013

CAREER

Rank	AB	Player	Season
1.	904	Reed Harper	2010-13
2.	860	Greg Bachman	2008-12
3.	817	Lance Wampler	1997-00
4.	797	Rolando Gautier	2011-14
5.	778	Cody Hudson	2010-13
6.	750	A.J. Ellis	2000-03
7.	749	Jared Walker	2001-02,04-05
8.	742	Greg Troy	1997-00
	742	Scott Quade	1990-93
10.	739	Chris Hyde	2002-05

■ RUNS SCORED

SEASON

Rank	R	Player	Season
1.	71	Jordan Hankins	2013
2.	70	Nate Manning	1996
3.	66	Chuck Abbott	1996
4.	64	Rick Strickland	1989
	64	Rusty Moore	2001
6.	62	Cody Youngblood	2006
7.	59	Thomas Coates	1990
	59	Craig Massoni	2013
9.	58	Joe Lancaster	1999
	58	Rafael Hill	2008

CAREER

Rank	R	Player	Season
1.	179	Rolando Gautier	2011-14
2.	178	Greg Bachman	2008-12
3.	177	Lance Wampler	1997-00
4.	172	Greg Troy	1997-00
5.	158	Thomas Coates	1988-91
	158	Cody Hudson	2010-13
7.	154	Reed Harper	2010-13
8.	153	Chuck Abbott	1994-96
9.	152	Jordan Hankins	2011-13
10.	147	Ben Fuller	1998-02

■ DOUBLES

SEASON

Rank	2B	Player	Season
1.	29	Ryan Bennett	1996
2.	26	Nate Manning	1996
3.	23	Buddy Dubois	1999
	23	Jared Walker	2004
	23	Chuck Abbott	1996
6.	21	Joe Lancaster	1999
	21	Rusty Moore	2001
	21	Bryan Link	1992
	21	Cody Hudson	2013
10.	20	Ken Hatfield	1991
	20	Will Hogue	2008
	20	Greg Troy	2000
	20	Trey Lucas	2009

CAREER

Rank	2B	Player	Season
1.	62	Greg Bachman	2008-12
2.	55	Greg Troy	1997-00
	55	Nate Manning	1993-96
	55	Reed Harper	2010-13
5.	54	A.J. Ellis	2000-03
	54	Ryan Bennett	1993-96
7.	49	Bryan Link	1990-93
	49	Jared Walker	2001-02,04-05
9.	47	Trey Lucas	2007-10
	47	Lance Wampler	1997-00
	47	Dave Sloan	1995-98

■ TRIPLES

SEASON

Rank	3B	Player	Season
1.	6	Tony Lamb	1979
	6	Doug Eargle	1977
	6	Greg Tubbs	1982
	6	Benji Zimmerman	1996
5.	5	Ben Fuller	2000
	5	Jake Lane	2007
	5	Ryan Kane	2006
	5	Michael Blanchard	2011
9.	4	20 players tied	

CAREER

Rank	3B	Player	Season
1.	12	Michael Blanchard	2009-12
2.	11	Greg Tubbs	1981-82,84
3.	10	Chuck Abbott	1994-96
	10	Benji Zimmerman	1994-97
	10	Cody Hudson	2010-13
	10	Kevin Sipe	1970-73
	10	Rolando Gautier	2011-14
	10	Doug Eargle	1976-77
9.	9	Greg Troy	1997-00
	9	Tony Lamb	1978-81

■ CONSECUTIVE GAMES PLAYED/STARTED

Reed Harper holds the Austin Peay record for consecutive games played and started after starting all 237 games of his four-year career (2010-13). He also holds OVC records for games played and started.

■ BASES ON BALLS

SEASON

Rank	BB	Player	Season
1.	53	Al Bolden	1995
2.	51	Rick Strickland	1989
3.	50	Jimmy Waggoner	1988
4.	48	Tony Kestranek	1989
	48	Cody Youngblood	2005
6.	45	Michael Blanchard	2012
	45	Cody Youngblood	2006
8.	43	Aaron Sledd	1997
9.	41	Monte Williams	1986
	41	Tony Kestranek	1990
	41	Tyler Childress	2012

CAREER

Rank	BB	Player	Season
1.	130	Rolando Gautier	2011-14
2.	125	Pat Dennis	1974-77
3.	112	A.J. Ellis	2000-03
4.	107	Scott Quade	1990-93
5.	104	Al Bolden	1992-95
6.	103	Jordan Hankins	2011-13
	103	Lance Wampler	1997-00
8.	101	Kris Runk	1993-96
9.	99	Michael Blanchard	2009-12
10.	97	Bryan Link	1990-93

■ HIT BY PITCH

SEASON

Rank	HBP	Player	Season
1.	16	Tyler Childress	2012
2.	15	Joseph Peer	2002
	15	Joe Lancaster	1999
4.	14	Dave Sloan	1996
5.	13	Jordan Hankins	2012
6.	12	Cody Hudson	2011
	12	Trey Lucas	2009
	12	Ron Bethke	2004
9.	11	Trey Lucas	2010
	11	Levi Cheshire	2007
	11	Matt Ledbetter	2003
	11	Nate Manning	1995

HIT BY PITCH

Rank	HBP	Player	Season
1.	36	Matt Ledbetter	2002-06
2.	35	Rolando Gautier	2011-14
3.	33	Joe Lancaster	1997-00
4.	31	Trey Lucas	2007-10
5.	30	Nate Manning	1993-96
6.	29	Greg Bachman	2008-12
7.	28	Dave Sloan	1995-98
	28	Joseph Peer	2000-02
9.	27	Cody Hudson	2010-13
10.	25	Tyler Childress	2011-12

■ SACRIFICE HITS

SEASON

Rank	SAC	Player	Season
1.	20	Jon Clinard	2012
2.	14	Kevin Corey	2013
3.	12	Greg Bachman	2008
4.	11	Levi Cheshire	2007
	11	Brandon Munsey	2006
6.	10	Scott Quade	1992
7.	9	Rafael Hill	2008
	9	Jason Mikulecky	1992
	9	Cayce Bredlau	2014
	9	Matt Ledbetter	2006
	9	Michael Blanchard	2012

CAREER

Rank	SAC	Player	Season
1.	34	Jon Clinard	2009-12
2.	20	P.J. Torres	2011-14
	20	Michael Blanchard	2009-12
4.	18	Jason Mikulecky	1991-94
5.	17	Greg Troy	1997-00
	17	Scott Quade	1990-93
7.	16	Kris Runk	1993-96
	16	Greg Bachman	2008-12
	16	Joseph Peer	2000-02
10.	15	Kevin Corey	2013-14
	15	Reed Harper	2010-13
	15	Rafael Hill	2004-08

■ STOLEN BASES

SEASON

Rank	SB	Player	Season
1.	50	Kent Brown	1997
2.	47	Rick Strickland	1989
3.	40	Thomas Coates	1990
4.	34	Greg Tubbs	1982
5.	32	Cody Hudson	2013
6.	29	Thomas Coates	1991
	29	Cody Youngblood	2005
	29	Michael Blanchard	2011
	29	Jon Clinard	2010
10.	28	Rusty Moore	2001

CAREER

Rank	SB	Player	Season
1.	110	Thomas Coates	1988-91
2.	89	Cody Hudson	2010-13
3.	72	Jon Clinard	2009-12
	72	Kent Brown	1996-97
5.	70	Rick Strickland	1988-89
6.	67	Michael Blanchard	2009-12
7.	60	Chuck Abbott	1994-96
8.	58	Jason Mikulecky	1991-94
9.	54	Cody Youngblood	2005-06
	54	Greg Tubbs	1981-82,84

EARNED-RUN AVERAGE

SEASON

Rank	ERA	Player	Season
1.	1.26	Ed Inman	1971
2.	1.43	Tom Morgan	1958
3.	1.60	Mike Ramsey	1971
4.	1.76	John Sarver	1977
5.	1.86	Rick Richardson	1977
6.	1.98	Ken Connelly	1963
7.	2.22	Ken Connelly	1962
8.	2.26	Tyler Rogers	2012
9.	2.27	Lee Ridenhour	2013
10.	2.30	Ed Inman	1970
11.	2.34	Joey Watts	1972
12.	2.40	Shawn Kelley	2007
13.	2.47	Mike Ramsey	1972
14.	2.55	Brad Daniel	2006
15.	2.58	Rowdy Hardy	2006
16.	2.63	Rowdy Hardy	2005
17.	2.67	Stacy Sims	1984
18.	2.70	Jim Beshears	1961
19.	2.74	Jamie Walker	1992
20.	2.75	Doug Downey	1979
21.	2.81	Michael O. Tharpe	1984
22.	2.83	David Brock	1981
23.	2.90	Rowdy Hardy	2004
24.	2.91	Allan Stalnaker	1976
25.	2.91	Dallas Cheesman	1974

minimum 50 innings pitched

CAREER

Rank	ERA	Player	Seasons
1.	1.98	Tyler Rogers	2012-13
2.	2.41	John Sarver	1976-77
3.	2.45	Mike Ramsey	1970-73
4.	2.56	Mike Snapp	1972-73
5.	2.60	Ken Connelly	1961-63
6.	2.70	Dallas Cheesman	1971-74
7.	2.71	Rowdy Hardy	2004-06
8.	2.87	Tom Morgan	1953,56-58
9.	2.89	Tim Burns	1970-71
10.	2.98	Ed Inman	1968-71
11.	3.09	Shawn Kelley	2003-07
12.	3.36	Doug Downey	1976-79
13.	3.38	Rick Richardson	1977-79
14.	3.43	Mike Hendricks	1969-72
15.	3.55	David Brock	1981-82
16.	3.60	Steve Cornelison	1994-95
17.	3.62	Dave Kautz	1975-78
18.	3.63	Matt Reynolds	2006-07
19.	3.64	Jeff Mault	2003-04
20.	3.69	Shane Dortch	1992-94
21.	3.82	Keith Gilliam	1979-82
22.	3.83	Zach Toney	2011-12
23.	3.98	Craig Smith	1996-97
24.	4.09	Stacy Sims	1984-85
25.	4.19	Joe Briley	1975-78

minimum 2 seasons and 100 innings pitched

ANNUAL LEADERS

Season	Player	ERA
1961^	Jim Beshears	2.70
1962^	Ken Connelly	2.22
1963^	Ken Connelly	1.98
1964^	Dwight Work	4.70
1965^	Bill DeCicco	2.37
1966^	Bill Estep	3.06
1967^	Bill Wilhoite	4.39
1968^	Joey Watts	6.14
1969^	Ed Inman	4.89
1970	Ed Inman	2.30
1971	Ed Inman	1.26
1972	Joey Watts	2.34
1973	Mike Snapp	3.00
1974	Dallas Cheesman	2.91
1975^	Dave Kautz	1.48
1976	Allan Stalnaker	2.91
1977	John Sarver	1.76
1978	David Wright	3.64
1979	Doug Downey	2.75
1980	Keith Gilliam	4.10
1981	David Brock	2.83
1982	Michael O. Tharpe	3.47
1983	Michael O. Tharpe	5.83
1984	Stacy Sims	2.67
1985	Larry Miller	4.84
1986	Jon Frazier	7.52
1987	Cary Dunn	3.59
1988	Rich Ward	4.65
1989	Jesse Cash	3.66
1990	Bill Kooiman	3.76
1991	David Richardson	5.75
1992	Jamie Walker	2.74
1993	Rod Streeter	3.78
1994	Shane Dortch	3.08
1995	Jason Fincher	5.40
1996	Craig Smith	2.94
1997	Craig Smith	5.16
1998	George Sherrill	4.92
1999	Bill Tarajack	4.05
2000	Mike Weel	2.99
2001	Mike Weel	4.40
2002	Mike Weel	3.93
2003	Dustin Smith	3.70
2004	Rowdy Hardy	2.90
2005	Rowdy Hardy	2.63
2006	Brad Daniel	2.55
2007	Shawn Kelley	2.40
2008	Stephen Huff	3.46
2009	Ryne Harper	4.12
2010	Ricky Marshall	5.19
2011	Jack Snodgrass	3.50
2012	Tyler Rogers	2.26
2013	Lee Ridenhour	2.27
2014	Alex Robles	3.63

^ minimum 30 innings pitched, all others 50 innings

■ VICTORIES

SEASON

Rank	W	Player	Season
1.	12	Rowdy Hardy	2004
2.	11	Shawn Kelley	2007
	11	Rowdy Hardy	2005
	11	Mike Eikenberry	1996
	11	Jeff Mault	2004
6.	10	Mike Weel	2000
	10	Matt Reynolds	2007
	10	Craig Smith	1996
9.	9	Jeremy Dobbs	2011
	9	Casey Delgado	2012
	9	Jesse Cash	1989
	9	Rowdy Hardy	2006
	9	Shane Dortch	1994
	9	Jamie Walker	1992
	9	Casey Delgado	2013
	9	Devin Thomas	2003
	9	Mike Weel	2002
18.	8	Tom Morgan	1958
	8	Stephen Pew	2001
	8	Ed Inman	1971
	8	Bill Kooiman	1990
	8	Ryne Mantooth	2007
	8	Mike Ramsey	1971
	8	Jon Frazier	1989
	8	Zach Hall	2013
	8	Lee Ridenhour	2013

CAREER

Rank	W	Player	Seasons
1.	32	Rowdy Hardy	2004-06
2.	26	Mike Weel	1999-02
	26	Shawn Kelley	2003-07
4.	20	Mike Ramsey	1970-73
	20	Stephen Pew	1999-02
	20	Michael O. Tharpe	1982-85
7.	18	Scott Speer	1990-94
	18	Casey Delgado	2012-13
	18	Jesse Cash	1987-90
10.	17	Shane Dortch	1992-94
	17	Craig Smith	1996-97
	17	Jon Frazier	1986-89
	17	Ed Inman	1968-71
	17	Ryne Mantooth	2007-09
	17	Jamie Walker	1990-92
	17	Keith Gilliam	1979-82
	17	Ryne Harper	2008-11
18.	16	Seth Massey	1996-98
	16	Phil Brown	1955-57
20.	15	Bill Kooiman	1989-90
	15	Brad Daniel	2003-06
	15	Devin Thomas	2003-05
23.	14	Jeff Mault	2003-04
	14	Matt Reynolds	2006-07
	14	Ken Connelly	1961-63

■ CONSECUTIVE 10-WIN SEASONS

Rowdy Hardy is the only Austin Peay pitcher to record consecutive 10-win seasons. He accumulated a school-record 12 wins in 2004 – his first season with the program. Hardy followed that with an 11-win effort in 2005. He capped his career with 9 wins in 2006 to finish with an APSU career record 32 victories.

ANNUAL LEADERS

Season	Player	W
1961	Jim Beshears	6
1962	Ken Connelly	7
1963	Ken Connelly	4
1964	Dwight Work	4
1965	Bill Wilhoite	2
1966	Bill Estep	5
1967	Joey Watts	3
1968	Joey Watts	2
1969	Ed Inman	3
1970	Ed Inman	5
1971	Ed Inman and Mike Ramsey	8
1972	Mike Ramsey	6
1973	Dallas Cheesman	5
1974	Dallas Cheesman	6
1975	Gary Anders	5
1976	John Sarver and Dave Kautz	5
1977	John Sarver	7
1978	Rick Richardson, David Wright and Randy Knerr	4
1979	Keith Gilliam	6
1980	Keith Gilliam	4
1981	Clayton Dahl	6
1982	Michael O. Tharpe	5
1983	Michael O. Tharpe	4
1984	Michael O. Tharpe	6
1985	Michael O. Tharpe and Robbie Beckman	5
1986	Cary Dunn, Jon Frazier, Bill Boyd and Larry Miller	3
1987	Cary Dunn, Rich Ward, Denny Petty and Vance Page	3
1988	Jon Frazier	6
1989	Jesse Cash	9
1990	Bill Kooiman	8
1991	Jamie Walker, Joby Homesley and Chris Taylor	3
1992	Jamie Walker	9
1993	Shane Dortch, Rod Streeter and Scott Speer	5
1994	Shane Dortch	9
1995	Jeff Taylor	6
1996	Mike Eikenberry	11
1997	Craig Smith	7
1998	Seth Massey and Chris Shelton	5
1999	Nathan Stecker and George Sherrill	5
2000	Mike Weel	10
2001	Stephen Pew	8
2002	Mike Weel	9
2003	Devin Thomas	9
2004	Rowdy Hardy	12
2005	Rowdy Hardy	11
2006	Rowdy Hardy	9
2007	Shawn Kelley	11
2008	Ryne Mantooth	7
2009	Lee Ridenhour	6
2010	Ricky Marshall	7
2011	Jeremy Dobbs	9
2012	Casey Delgado	9
2013	Casey Delgado	9
2014	Alex Robles	6

■ SAVES

SEASON

Rank	SV	Player	Season
1.	23	Tyler Rogers	2013
2.	12	Tyler Rogers	2012
3.	11	Daniel Tenholder	2008
4.	10	Zach Gerler	2010
	10	Jeff Mault	2003
6.	9	Daniel Tenholder	2009
	9	Ben Wilshire	2007
8.	8	Neil Murphy	1992
	8	Ryne Harper	2011
	8	George Sherrill	1998
11.	6	Adam Muston	2004
	6	Brad Daniel	2006
13.	5	Klint Rommel	2001
	5	Brad Daniel	2005
	5	Gunnar Tatom	2000
	5	Clayton Dahl	1983
17.	4	Tim Minik	1991
	4	Stacey Higgins	1981
	4	Adam Carrico	2004
	4	Klint Rommel	2002
	4	George Sherrill	1999
	4	Nathan Stecker	1999
23.	3	12 tied	

CAREER

Rank	SV	Player	Seasons
1.	35	Tyler Rogers	2012-13
2.	20	Daniel Tenholder	2007-09
3.	13	Jeff Mault	2003-04
4.	12	Klint Rommel	1998-02
	12	George Sherrill	1998-99
6.	11	Brad Daniel	2003-06
7.	10	Neil Murphy	1990-93
	10	Zach Gerler	2009-10
	10	Ben Wilshire	2006-07
10.	9	Ryne Harper	2008-11
11.	7	Glen Longhurst	1994-97
	7	Tim Minik	1990-91
13.	6	Clayton Dahl	1981-83
	6	Adam Muston	2001-04
15.	5	Jon Frazier	1986-89
	5	Stephen Pew	1999-02
	5	Gunnar Tatom	2000
18.	4	Adam Carrico	2004
	4	Nathan Stecker	1997-00
	4	Matt Kole	2007-10
	4	Jason Rice	1994-95
	4	Stacey Higgins	1980-83
	4	Frank Kunich	2000-02
24.	3	11 tied	

ANNUAL LEADERS

Season	Player	SV
1974	Maxie Garrett	1
1975	Dave Kautz and Joe Briley	1
1981	Stacey Higgins	4
1982	David Brock	1
1983	Clayton Dahl	5
1984	John Extine	2
1985	Stacy Sims	2
1986	Bill Hoodenpyl	2
1987	Jon Frazier	3
1988	Rich Ward and Jon Frazier	2
1989	Orville McCollough & Jeff Buffaloe	2
1990	Tim Minik, Chris Taylor and Dan Martens	3
1991	Tim Minik	4
1992	Neil Murphy	8
1993	Neil Murphy, Gerald Albright and Rod Streeter	2
1994	Gerald Albright and Jason Rice	1
1995	Jason Rice and Glen Longhurst	3
1996	Rich Elias	3
1997	Glen Longhurst	2
1998	George Sherrill	8
1999	George Sherrill and Nathan Stecker	4
2000	Gunnar Tatom	5
2001	Klint Rommel	5
2002	Klint Rommel	4
2003	Jeff Mault	10
2004	Adam Muston	6
2005	Brad Daniel	5
2006	Brad Daniel	6
2007	Ben Wilshire	9
2008	Daniel Tenholder	11
2009	Daniel Tenholder	9
2010	Zach Gerler	10
2011	Ryne Harper	8
2012	Tyler Rogers	12
2013	Tyler Rogers	23
2014	Ryan Quick and Jared Carkuff	3



■ SAVES RECORD HOLDER

Tyler Rogers owns the Ohio Valley Conference record for single-season saves, recording 23 during the 2013 season. He briefly held a share of the NCAA record until UCLA's David Berg recorded his 24th save during the 2013 College World Series three weeks later. Rogers' mark still stands tied for second in NCAA history.

STRIKEOUTS

SEASON

Rank	K	Player	Season
1.	105	Casey Delgado	2013
2.	96	Rowdy Hardy	2005
3.	91	Rowdy Hardy	2004
4.	89	Jamie Walker	1992
	89	Shawn Kelley	2006
6.	87	Jeremy Dobbs	2011
7.	86	Zach Toney	2012
8.	85	Mike Ramsey	1972
9.	84	Craig Smith	1996
10.	83	George Sherrill	1999
11.	82	Shawn Kelley	2007
12.	81	Tom Morgan	1958
	81	Dustin Smith	2003
14.	79	Stephen Huff	2008
	79	Mike Weel	2000
16.	78	Seth Massey	1998
17.	77	Matt Reynolds	2007
18.	74	Stephen Huff	2010
19.	73	Mike Weel	2001
20.	72	Zach Toney	2011
	72	Tim Burns	1971
22.	71	Mike Eikenberry	1996
	71	Mike Ramsey	1971
24.	70	Shawn Kelley	2005
	70	Zak Doan	1997

CAREER

Rank	K	Player	Seasons
1.	298	Shawn Kelley	2003-07
2.	255	Rowdy Hardy	2004-06
3.	242	Mike Weel	1999-02
4.	235	Mike Ramsey	1970-73
5.	213	Stephen Huff	2007-10
6.	196	Scott Speer	1990-94
7.	193	Tom Morgan	1953,56-58
8.	189	Dustin Smith	1999-03
9.	187	Brad Daniel	2003-06
10.	182	Jamie Walker	1990-92
11.	177	Ryne Harper	2008-11
12.	174	David Richardson	1991-94
13.	171	Keith Gilliam	1979-82
14.	169	Stephen Pew	1999-02
	169	Seth Massey	1996-98
16.	166	Casey Delgado	2012-13
	166	Jon Frazier	1986-89
18.	164	Gary Anders	1972-75
19.	158	Zach Toney	2011-12
20.	148	Ryan Quick	2012-14
	148	Craig Smith	1996-97
22.	146	Ed Inman	1968-71
23.	142	George Sherrill	1998-99
24.	139	Ryne Mantooth	2007-09
25.	138	Jeremy Dobbs	2009-11

ANNUAL LEADERS

Season	Player	K
1961	Ken Connelly	33
1962	Ken Connelly	29
1963	Ken Connelly	51
1964	Dwight Work	25
1965	Bill Wilhoite	40
1966	Bill Estep	35
1967	Joey Watts	50
1968	Joey Watts	30
1969	Ed Inman	31
1970	Dwight Haskins	49
1971	Tim Burns	72
1972	Mike Ramsey	85
1973	Gary Anders	64
1974	Gary Anders	59
1975	Gary Anders	39
1976	John Sarver	44
1977	John Sarver	42
1978	David Wright	54
1979	Keith Gilliam	52
1980	Keith Gilliam	37
1981	David Brock	53
1982	Keith Gilliam	40
1983	Larry Miller	30
1984	Michael O. Tharpe	32
1985	Stacy Sims	53
1986	Larry Miller	46
1987	Cary Dunn	48
1988	Cary Dunn	46
1989	Jon Frazier	45
1990	Bill Kooiman	46
1991	Jamie Walker	64
1992	Jamie Walker	89
1993	David Richardson and Scott Speer	58
1994	Scott Speer	67
1995	Jeff Taylor	49
1996	Craig Smith	84
1997	Zak Doan	70
1998	Seth Massey	78
1999	George Sherrill	83
2000	Mike Weel	79
2001	Mike Weel	73
2002	Mike Weel	69
2003	Dustin Smith	81
2004	Rowdy Hardy	91
2005	Rowdy Hardy	96
2006	Shawn Kelley	89
2007	Shawn Kelley	82
2008	Stephen Huff	79
2009	Ryne Harper	54
2010	Stephen Huff	74
2011	Jeremy Dobbs	87
2012	Zach Toney	86
2013	Casey Delgado	105
2014	Alex Robles	56

APPEARANCES

SEASON

Rank	APP	Player	Season
1.	41	Tyler Rogers	2013
2.	38	Mike Hebert	2012
	38	Tyler Rogers	2012
4.	35	Zach Gerler	2010
5.	34	Kacy Kemmer	2013
	34	Mike Hebert	2011
7.	32	Zane Leffew	2012
8.	31	Jake Corum	2014
9.	30	Ryne Harper	2011
	30	Daniel Tenholder	2009
	30	Tim Minik	1991
	30	Daniel Tenholder	2008
13.	29	Glen Longhurst	1996
	29	Zach Walton	2014
	29	Neil Murphy	1992
	29	George Sherrill	1998
17.	28	Brad Daniel	2005
	28	Klint Rommel	2001
	28	Dylan Ray	2010
	28	A.J. Gaura	2014
	28	Rich Elias	1996
	28	Brad Daniel	2006
	28	Cory Gunter	2006
24.	27	David Vicini	2007
	27	Gunnar Tatom	2000

CAREER

Rank	APP	Player	Seasons
1.	95	Brad Daniel	2003-06
2.	89	David Vicini	2006-10
3.	85	Glen Longhurst	1994-97
4.	79	Tyler Rogers	2012-13
	79	Stephen Pew	1999-02
6.	76	Klint Rommel	1998-02
7.	73	Ryne Harper	2008-11
8.	72	Mike Hebert	2011-12
	72	Shawn Kelley	2003-07
	72	Jon Frazier	1986-89
	72	Scott Speer	1990-94
12.	68	Daniel Tenholder	2007-09
13.	64	Chuck Edlin	2009-12
	64	Nathan Stecker	1997-00
15.	63	Ryan Quick	2012-14
	63	Mike Ramsey	1970-73
	63	Neil Murphy	1990-93
18.	61	Joby Homesley	1990-94
	61	Kacy Kemmer	2012-14
20.	60	Mike Weel	1999-02
21.	59	David Richardson	1991-94
	59	Doug Downey	1976-79
23.	58	Dustin Smith	1999-03
24.	57	Ryne Mantooth	2007-09
25.	56	Rowdy Hardy	2004-06
	56	Jesse Cash	1987-90

ANNUAL LEADERS

Season	Player	APP
1961	Ken Connelly	10
1962	Ken Connelly	10
1963	Ken Connelly	9
1964	Dwight Work	10
1965	Bill Wilhoite	11
1966	Bill Estep	9
1967	Bill Wilhoite	9
1968	Joey Watts	11
1969	Dwight Haskins, Ed Inman and Sam Cardwell	7
1970	Ed Inman and Mike Ramsey	11
1971	Mike Ramsey	17
1972	Mike Ramsey	20
1973	Mike Ramsey, Mike Snapp and Gary Anders	15
1974	Maxie Garrett and Gary Anders	15
1975	Maxie Garrett	12
1976	Doug Downey and John Sarver	13
1977	John Sarver, Doug Downey and Rick Richardson	11
1978	Doug Downey	17
1979	Doug Downey	18
1980	Gary Bennett	13
1981	Stacey Higgins	14
1982	David Brock	14
1983	Larry Miller	15
1984	Michael O. Tharpe and John Extine	12
1985	Robbie Beckman	21
1986	Robbie Beckman	24
1987	Rich Ward and Denny Petty	18
1988	Jon Frazier	22
1989	Orville Mccollough	19
1990	Tim Minik	23
1991	Tim Minik	30
1992	Neil Murphy	29
1993	Neil Murphy	24
1994	Gerald Albright	23
1995	Glen Longhurst	24
1996	Glen Longhurst	29
1997	Glen Longhurst	26
1998	George Sherrill	29
1999	Nathan Stecker	26
2000	Gunnar Tatom	27
2001	Klint Rommel	28
2002	Stephen Pew	25
2003	Jeff Mault and Scott Steinbrecher	24
2004	Adam Carrico	22
2005	Brad Daniel	28
2006	Brad Daniel and Cory Gunter	28
2007	David Vicini	27
2008	Daniel Tenholder	30
2009	Daniel Tenholder	30
2010	Zach Gerler	35
2011	Mike Hebert	34
2012	Mike Hebert and Tyler Rogers	38
2013	Tyler Rogers	41
2014	Jake Corum	31

INNINGS PITCHED

SEASON

Rank	IP	Player	Season
1.	127.2	Shawn Kelley	2007
2.	126.2	Rowdy Hardy	2005
3.	118.0	Rowdy Hardy	2004
4.	113.0	Mike Eikenberry	1996
5.	108.1	Jamie Walker	1992
	108.1	Mike Weel	2000
7.	107.1	Jon Frazier	1989
8.	104.0	Craig Smith	1996
9.	103.0	Casey Delgado	2012
10.	102.0	Matt Reynolds	2007
11.	101.1	Rowdy Hardy	2006
12.	97.2	Shawn Kelley	2005
13.	97.1	Dustin Smith	2003
14.	96.1	Scott Speer	1994
	96.1	Casey Delgado	2013
16.	95.1	Shawn Kelley	2006
17.	93.2	Stephen Huff	2008
18.	93.0	Zach Toney	2012
19.	92.0	Mike Weel	2001
	92.0	Ryne Mantooth	2007
21.	90.2	Craig Smith	1997
	90.2	Shane Dortch	1994
23.	90.1	Jeremy Dobbs	2011
24.	89.1	Mike Weel	2002
	89.1	Zach Hall	2013

CAREER

Rank	IP	Player	Seasons
1.	390.1	Shawn Kelley	2003-07
2.	346.0	Rowdy Hardy	2004-06
3.	319.1	Mike Weel	1999-02
4.	286.2	Michael O. Tharpe	1982-85
5.	284.0	Jon Frazier	1986-89
6.	282.2	Scott Speer	1990-94
7.	264.0	Keith Gilliam	1979-82
8.	263.1	Jesse Cash	1987-90
9.	252.2	Stephen Pew	1999-02
10.	243.0	Jamie Walker	1990-92
11.	240.1	Stephen Huff	2007-10
12.	239.2	Dustin Smith	1999-03
13.	230.1	Seth Massey	1996-98
14.	226.1	Brad Daniel	2003-06
15.	220.2	Mike Ramsey	1970-73
16.	219.2	David Richardson	1991-94
17.	210.2	Ryne Mantooth	2007-09
18.	205.1	Larry Miller	1983-86
19.	199.1	Casey Delgado	2012-13
20.	194.2	Craig Smith	1996-97
21.	193.1	Ed Inman	1968-71
22.	191.2	Ryne Harper	2008-11
23.	188.1	Ryan Quick	2012-14
24.	188.0	Tom Morgan	1953,56-58
25.	186.1	Gary Anders	1972-75

ANNUAL LEADERS

Season	Player	IP
1961	Jim Beshears	56.2
1962	Ken Connelly	56.2
1963	Ken Connelly	59.0
1964	Dwight Work	38.1
1965	Bill Wilhoite	45.0
1966	Bill Estep	50.0
1967	Joey Watts	43.1
1968	Joey Watts	44.0
1969	Ed Inman	38.2
1970	Ed Inman	58.2
1971	Ed Inman	71.1
1972	Mike Ramsey	73.0
1973	Mike Snapp	87.0
1974	Gary Anders	72.1
1975	Gary Anders	47.0
1976	John Sarver	60.1
1977	John Sarver	66.2
1978	David Wright	59.1
1979	Keith Gilliam	69.0
1980	Keith Gilliam	63.2
1981	Keith Gilliam	69.2
1982	Keith Gilliam	61.2
1983	Michael O. Tharpe	66.1
1984	Michael O. Tharpe	80.0
1985	Michael O. Tharpe	83.1
1986	Larry Miller	66.0
1987	Rich Ward	56.1
1988	Jesse Cash	73.1
1989	Jon Frazier	107.1
1990	Bill Kooiman	81.1
1991	Jamie Walker	76.0
1992	Jamie Walker	108.1
1993	Scott Speer	82.0
1994	Scott Speer	96.1
1995	Jeff Taylor	85.0
1996	Mike Eikenberry	113.0
1997	Craig Smith	90.2
1998	Seth Massey	78.2
1999	George Sherrill	85.0
2000	Mike Weel	108.1
2001	Mike Weel	92.0
2002	Mike Weel	89.1
2003	Dustin Smith	97.1
2004	Rowdy Hardy	118.0
2005	Rowdy Hardy	126.2
2006	Rowdy Hardy	101.1
2007	Shawn Kelley	127.2
2008	Stephen Huff	93.2
2009	Lee Ridenhour	79.1
2010	Ricky Marshall	78.0
2011	Jeremy Dobbs	90.1
2012	Casey Delgado	103.0
2013	Casey Delgado	96.1
2014	Alex Robles	84.1

■ FEWEST WALKS PER 9

SEASON

Rank	BB/9	Player	Season
1.	0.78	Shawn Kelley	2007
2.	1.45	Mike Ramsey	1971
3.	1.60	Rowdy Hardy	2006
4.	1.71	Rowdy Hardy	2005
5.	1.91	Rowdy Hardy	2004
6.	2.03	Shawn Kelley	2005
7.	2.05	Mike Weel	2001
8.	2.13	Alex Robles	2014
9.	2.23	Stacy Sims	1985
10.	2.26	Jesse Cash	1989

minimum 50 innings pitched

CAREER

Rank	BB/9	Player	Season
1.	1.74	Rowdy Hardy	2004-06
2.	2.01	Shawn Kelley	2003-07
3.	2.51	Michael O. Tharpe	1982-85
4.	2.51	Stacy Sims	1984-85
5.	2.57	Matt Reynolds	2006-07
6.	2.90	Mike Weel	1999-02
7.	2.94	Mike Ramsey	1970-73
8.	3.12	David Vicini	2006-10
9.	3.13	Jeff Mault	2003-04
10.	3.18	Mike Snapp	1972-73

minimum 2 seasons and 100 innings pitched

■ MOST STRIKEOUTS PER 9

SEASON

Rank	K/9	Player	Season
1.	10.57	Tom Morgan	1958
2.	10.48	Mike Ramsey	1972
3.	10.34	Tim Burns	1971
4.	10.31	Mike Ramsey	1971
5.	9.81	Casey Delgado	2013
6.	9.55	Chris Shelton	1998
7.	9.48	Tom Morgan	1956
8.	8.92	Seth Massey	1998
9.	8.91	Gary Anders	1973
10.	8.84	Stephen Huff	2010

minimum 50 innings pitched

CAREER

Rank	K/9	Player	Season
1.	9.58	Mike Ramsey	1970-73
2.	9.24	Tim Burns	1970-71
3.	9.24	Tom Morgan	1953,56-58
4.	9.02	Dwight Haskins	1968-71
5.	8.79	George Sherrill	1998-99
6.	8.48	Bill Tarajack	1998-99
7.	8.40	Zach Toney	2011-12
8.	8.38	Zak Doan	1996-97
9.	8.31	Ryne Harper	2008-11
10.	8.26	Chris Shelton	1997-00

minimum 2 seasons and 100 innings pitched

■ LOSSES

SEASON

Rank	L	Player	Season
1.	10	Jesse Cash	1990
2.	9	Jamie Walker	1991
3.	8	Larry Miller	1986
	8	Chris Shelton	1997
5.	7	11 players tied	

CAREER

Rank	L	Player	Season
1.	23	Jesse Cash	1987-90
2.	19	Jon Frazier	1986-89
	19	Keith Gilliam	1979-82
4.	18	Larry Miller	1983-86
	18	Scott Speer	1990-94
	18	Dustin Smith	1999-03
7.	17	David Richardson	1991-94
	17	Stephen Huff	2007-10
9.	16	Mike Ramsey	1970-73
	16	Michael O. Tharpe	1982-85
	16	Shawn Kelley	2003-07

■ GAMES STARTED

SEASON

Rank	GS	Player	Season
1.	18	Jon Frazier	1989
2.	17	Scott Speer	1994
	17	Casey Delgado	2012
	17	Craig Smith	1996
4.	16	11 players tied	

CAREER

Rank	GS	Player	Season
1.	57	Shawn Kelley	2003-07
2.	53	Mike Weel	1999-02
3.	47	Scott Speer	1990-94
4.	45	Rowdy Hardy	2004-06
5.	44	Michael O. Tharpe	1982-85
6.	43	Jesse Cash	1987-90
7.	41	Jon Frazier	1986-89
8.	40	Stephen Huff	2007-10
9.	39	Dustin Smith	1999-03
	39	Keith Gilliam	1979-82

■ COMPLETE GAMES

SEASON

Rank	CG	Player	Season
1.	8	Rowdy Hardy	2005
	8	Michael O. Tharpe	1982
	8	Michael O. Tharpe	1984
	8	Jamie Walker	1992
	8	Shawn Kelley	2007
6.	7	Keith Gilliam	1981
	7	Michael O. Tharpe	1985
	7	Keith Gilliam	1979
	7	Dallas Cheesman	1974
	7	Mike Snapp	1973
	7	Ken Connelly	1963
	7	Shane Dortch	1994
	7	John Sarver	1977
	7	Mike Weel	2000

CAREER

Rank	CG	Player	Season
1.	28	Michael O. Tharpe	1982-85
2.	25	Keith Gilliam	1979-82
3.	19	Rowdy Hardy	2004-06
4.	17	Shawn Kelley	2003-07
5.	14	Gary Anders	1972-75
6.	13	Jamie Walker	1990-92
	13	Ken Connelly	1961-63
	13	Mike Ramsey	1970-73
	13	Ed Inman	1968-71
10.	12	Jesse Cash	1987-90

■ SHUTOUTS

SEASON

Rank	SHO	Player	Season
1.	2	Craig Smith	1996
	2	Shane Dortch	1994
	2	Shawn Kelley	2007
	2	Rowdy Hardy	2005
	2	David Donald	1982
	2	Jamie Walker	1992
7.	1	28 players tied	

CAREER

Rank	SHO	Player	Season
1.	3	Shawn Kelley	2003-07
	3	Jamie Walker	1990-92
3.	2	Craig Smith	1996-97
	2	Shane Dortch	1992-94
	2	Mike Weel	1999-02
	2	Brad Daniel	2003-06
	2	Rowdy Hardy	2004-06
	2	David Donald	1982-83
	2	Michael O. Tharpe	1982-85
10.	1	19 players tied	

TEAM HITTING (1961-PRESENT)

Player	AVG	GP	AB	R	H	2B	3B	HR	RBI	SLG	BB	SO	OB%	SB
1961	.271	15	538	106	146	14	8	12	81	.394	75	110	.367	44
1962	.271	19	675	120	183	25	7	11	103	.378	96	120	.369	36
1963	.278	13	388	61	108	9	7	6	54	.384	37	70	.346	12
1964	.194	18	468	62	91	13	4	6	55	.278	85	135	.321	25
1965	.224	17	486	72	109	9	6	11	63	.335	69	124	.328	31
1966	.228	15	426	78	97	14	9	6	68	.345	90	96	.372	25
1967	.216	18	473	60	102	15	5	7	53	.312	81	118	.342	16
1968	.237	20	556	82	132	11	9	6	67	.322	79	96	.341	28
1969	.258	19	524	98	135	15	4	10	84	.359	82	100	.352	17
1970	.199	35	914	102	182	22	12	8	81	.276	134	160	.307	32
1971	.274	49	1408	232	386	58	9	16	185	.362	158	179	.352	60
1972	.267	47	1326	185	354	51	13	16	153	.361	147	194	.344	28
1973	.262	46	1270	194	333	68	8	21	169	.378	153	228	.352	53
1974	.262	46	1273	230	334	47	8	31	216	.385	216	213	.374	28
1975	.302	36	1039	228	314	38	13	35	200	.465	147	151	.395	89
1976	.325	41	1218	288	396	62	18	43	247	.511	176	186	.415	99
1977	.275	45	1267	222	348	59	15	25	197	.404	171	184	.364	62
1978	.282	37	1049	194	296	52	9	21	167	.409	143	153	.371	45
1979	.306	47	1358	264	416	63	14	30	240	.440	174	178	.385	65
1980	.290	41	1267	217	367	72	7	29	196	.426	172	133	.375	58
1981	.309	48	1461	297	451	62	12	42	271	.454	183	161	.386	70
1982	.258	46	1300	218	336	48	11	23	179	.365	196	206	.360	114
1983	.248	40	1144	171	284	49	3	26	144	.365	131	204	.327	59
1984	.253	40	1096	153	277	47	5	17	101	.351	141	209	.342	38
1985	.280	49	1466	250	411	56	9	35	236	.402	165	259	.359	53
1986	.299	55	1662	332	497	78	9	43	294	.434	258	293	.399	77
1987	.251	47	1467	230	368	59	6	43	200	.387	160	348	.331	38
1988	.287	50	1536	284	441	69	14	33	241	.415	186	232	.368	104
1989	.290	58	1777	398	516	107	9	33	339	.416	317	258	.399	151
1990	.310	56	1811	401	562	103	9	45	343	.452	253	307	.397	121
1991	.284	53	1663	284	472	97	8	45	248	.433	181	355	.355	82
1992	.302	58	1930	377	582	107	10	61	325	.462	191	307	.371	72
1993	.287	52	1640	313	471	94	10	41	280	.432	242	295	.383	107
1994	.286	58	1866	301	534	97	13	20	260	.384	200	292	.362	99
1995	.280	56	1773	326	496	102	15	32	289	.408	213	329	.368	91
1996	.331	66	2229	470	738	155	26	64	426	.510	223	373	.403	119
1997	.303	59	1944	387	589	97	6	49	340	.435	203	367	.378	151
1998	.296	55	1815	370	537	99	9	60	329	.460	209	407	.378	63
1999	.318	56	1913	404	608	134	14	70	360	.512	178	328	.388	75
2000	.303	59	1952	438	592	119	11	59	376	.466	245	369	.389	87
2001	.301	62	2033	397	611	105	11	72	351	.469	274	428	.397	98
2002	.298	57	1918	389	572	104	4	54	342	.441	212	388	.382	114
2003	.286	55	1813	318	519	94	2	38	276	.403	170	334	.359	73
2004	.301	56	1833	343	551	109	10	42	303	.440	196	350	.381	77
2005	.310	62	2100	400	652	100	20	31	347	.421	261	391	.393	88
2006	.292	59	1950	376	570	92	17	29	319	.402	228	427	.380	97
2007	.296	62	2119	373	628	114	12	42	329	.421	200	433	.367	89
2008	.287	56	1873	351	537	115	10	38	321	.420	235	371	.376	86
2009	.288	52	1718	309	494	104	10	39	272	.428	193	338	.373	108
2010	.304	53	1779	385	540	110	20	35	350	.447	227	321	.389	116
2011	.299	58	1981	387	592	109	17	46	353	.441	238	407	.385	96
2012	.291	64	2226	414	648	108	15	61	374	.435	312	449	.393	73
2013	.312	62	2152	418	672	123	9	54	374	.453	277	428	.399	91
2014	.273	56	1886	349	514	105	15	36	299	.401	266	488	.370	82

BATTING AVERAGE

1.	.331	1996
2.	.325	1976
3.	.318	1999
4.	.312	2013
5.	.310	2005
6.	.310	1990
7.	.309	1981
8.	.306	1979
9.	.304	2010
10.	.303	2000

RUNS

1.	470	1996
2.	438	2000
3.	418	2013
4.	414	2012
5.	404	1999
6.	401	1990
7.	400	2005
8.	398	1989
9.	397	2001
10.	389	2002

HITS

1.	738	1996
2.	672	2013
3.	652	2005
4.	648	2012
5.	628	2007
6.	611	2001
7.	608	1999
8.	592	2000
	592	2011
10.	589	1997

DOUBLES

1.	155	1996
2.	134	1999
3.	123	2013
4.	119	2000
5.	115	2008
6.	114	2007
7.	110	2010
8.	109	2004
	109	2011
10.	108	2012

TRIPLES

1.	26	1996
2.	20	2005
	20	2010
4.	18	1976
5.	17	2006
	17	2011
7.	15	1977
	15	1995
	15	2012
	15	2014

HOME RUNS

1.	72	2001
2.	70	1999
3.	64	1996
4.	61	1992
	61	2012
5.	60	1998
6.	59	2000
7.	54	2002
	54	2013
9.	49	1997
10.	46	2011

SLUGGING PERCENTAGE

1.	.512	1999
2.	.511	1976
3.	.510	1999
4.	.469	2001
5.	.466	2000
6.	.465	1975
7.	.462	1992
8.	.460	1998
9.	.454	1981
10.	.453	2013

WALKS

1.	317	1989
2.	312	2012
3.	277	2013
4.	274	2001
5.	266	2014
6.	261	2005
7.	258	1986
8.	253	1990
9.	245	2000
10.	242	1993

STRIKEOUTS

1.	488	2014
2.	449	2012
3.	433	2007
4.	428	2001
	428	2013
6.	427	2006
7.	407	1998
	407	2011
9.	381	2005
10.	388	2002

TOUGHEST TO STRIKEOUT (AB/K)

1.	9.53	1980
2.	9.07	1981
3.	7.87	1971
4.	7.63	1979
5.	6.89	1989
6.	6.89	1977
7.	6.88	1975
8.	6.86	1978
9.	6.84	1972
10.	6.55	1988

ON-BASE PERCENTAGE

1.	.415	1976
2.	.403	1996
3.	.399	2013
4.	.399	1986
5.	.399	1989
6.	.397	2001
7.	.397	1990
8.	.395	1975
9.	.393	2005
10.	.393	2012

STOLEN BASES

1.	151	1989
	151	1997
3.	121	1990
4.	119	1996
5.	116	2010
6.	114	1982
	114	2002
8.	108	2009
9.	107	1993
10.	104	1988

■ TEAM PITCHING (1961-PRESENT)

Year	G	ERA	W-L	CG	SV	IP	H	R	ER	BB	SO	B/Avg
1961	15	3.42	11-4	6	—	134.1	133	82	51	96	81	.250
1962	19	3.99	13-6	7	—	169.0	172	96	75	79	89	.256
1963	13	3.31	7-6	8	—	97.2	89	54	36	36	76	.234
1964	18	4.11	6-12	6	—	131.1	150	86	60	74	84	.283
1965	17	5.81	5-12	6	—	122.1	131	104	79	79	91	.267
1966	15	4.19	8-7	7	—	116.0	97	66	54	60	85	.218
1967	18	5.64	5-13	4	—	127.2	154	125	80	72	120	.279
1968	20	6.27	6-14	5	—	136.1	163	114	95	90	104	.289
1969	19	6.15	7-12	5	—	134.2	147	114	92	106	94	.286
1970	35	3.09	15-20	14	0	253.1	213	136	87	153	216	—
1971	49	2.18	37-12	27	0	375.0	268	131	91	153	347	—
1972	47	3.80	21-26	17	0	338.2	365	204	143	144	254	—
1973	46	4.31	22-24	21	0	329.2	352	228	158	203	253	—
1974	46	3.90	20-26	38	1	330.0	343	213	143	213	238	—
1975	36	4.27	22-14	13	2	253.0	228	183	120	195	178	—
1976	40	3.16	25-14	14	0	305.0	258	176	107	210	196	—
1977	45	3.11	27-17	26	0	329.2	271	170	114	178	209	—
1978	37	4.90	16-19	12	0	272.0	264	208	148	172	173	—
1979	47	4.74	23-24	0	0	349.1	341	266	184	230	228	—
1980	41	6.48	16-25	13	0	313.2	366	266	226	203	124	—
1981	48	4.82	25-23	22	11	370.0	382	274	198	190	244	—
1982	46	4.53	19-27	29	3	339.2	394	251	171	160	159	.288
1983	40	8.31	11-29	15	5	288.0	424	326	266	185	133	—
1984	40	5.07	18-21	12	5	296.1	322	240	167	156	146	—
1985	49	5.62	18-30	14	4	368.1	403	282	230	175	258	—
1986	55	7.30	19-34	9	3	398.0	481	434	323	327	255	.295
1987	47	6.39	15-32	7	10	369.0	448	340	262	241	257	.296
1988	50	6.13	23-27	14	6	380.1	485	342	259	207	211	.306
1989	58	5.17	32-25	14	6	454.0	506	348	261	241	227	.280
1990	56	5.11	31-25	10	10	446.0	517	331	253	266	241	.288
1991	53	6.83	15-37	5	8	411.0	478	391	312	331	280	.289
1992	58	5.68	29-28	11	10	468.2	552	395	296	253	311	.289
1993	52	4.42	30-22	6	8	423.2	434	263	208	187	302	.264
1994	58	4.92	27-31	20	2	469.2	501	322	257	229	328	.270
1995	56	5.98	24-32	8	10	459.0	575	367	305	206	269	.306
1996	66	4.56	44-22	12	5	545.1	516	329	276	290	374	.250
1997	59	6.33	28-31	12	3	479.0	551	421	337	300	389	.296
1998	55	6.35	23-32	10	8	449.1	556	399	317	242	399	.302
1999	56	6.41	29-27	12	11	467.1	586	424	333	252	332	.307
2000	59	5.30	32-27	11	10	488.2	573	364	288	197	356	.291
2001	62	5.46	32-30	5	8	509.2	601	363	309	230	382	.295
2002	57	5.56	30-27	4	10	473.0	518	361	292	239	384	.280
2003	55	5.37	27-27	5	12	465.2	517	320	278	227	351	.285
2004	56	4.60	35-21	13	13	464.0	513	303	237	191	374	.282
2005	62	4.79	38-24	14	11	522.1	586	347	278	220	383	.286
2006	59	4.17	32-27	11	9	503.1	552	325	233	189	391	.275
2007	62	3.70	40-22	14	12	542.1	559	265	223	153	344	.268
2008	56	5.38	27-29	3	14	478.0	576	370	286	215	364	.301
2009	52	6.17	22-30	1	12	434.2	520	354	298	249	347	.299
2010	53	6.68	28-25	3	11	440.2	533	387	327	253	320	.302
2011	58	5.38	34-24	1	12	493.2	603	368	295	266	431	.303
2012	64	4.58	40-24	4	14	581.1	580	339	296	289	433	.264
2013	62	4.41	47-15	1	24	554.2	570	318	272	263	466	.265
2014	56	5.58	23-33	2	9	493.2	574	399	306	266	355	.292

WINS

1.	47	2013
2.	44	1996
3.	40	2007
	40	2012
5.	38	2005
6.	37	1971
7.	35	2004
8.	34	2011
9.	32	1989
	32	2000
	32	2001
	32	2006

SAVES

1.	24	2013
2.	14	2008
	14	2012
4.	13	2004
5.	12	2003
	12	2007
	12	2009
	12	2011
9.	11	1981
	11	1999
	11	2005
	11	2010

INNINGS PITCHED

1.	581.1	2012
2.	554.2	2013
3.	545.1	1996
4.	542.1	2007
5.	522.1	2005
6.	509.2	2001
7.	503.1	2006
8.	493.2	2011
	493.2	2014
10.	488.2	2000

EARNED RUN AVERAGE

1.	2.18	1971
2.	3.09	1970
3.	3.11	1977
4.	3.16	1976
5.	3.70	2007
6.	3.80	1972
7.	3.90	1974
8.	4.17	2006
9.	4.27	1975
10.	4.31	1973

FEWEST RUNS ALLOWED

1.	131	1971
2.	136	1970
3.	170	1977
4.	176	1976
5.	183	1975
6.	204	1972
7.	208	1978
8.	213	1974
9.	228	1973
10.	240	1984

RUNS PER NINE INNINGS

1.	3.14	1971
2.	4.40	2007
3.	4.64	1977
4.	4.83	1970
5.	5.19	1976
6.	5.25	2012
7.	5.42	1972
8.	5.43	1996
9.	5.59	1993
10.	5.81	1974

FEWEST HITS ALLOWED

1.	213	1970
2.	228	1975
3.	258	1976
4.	264	1978
5.	268	1971
6.	271	1977
7.	322	1984
8.	341	1979
9.	343	1974
10.	352	1973

FEWEST HITS PER NINE INNINGS

1.	6.43	1971
2.	7.40	1977
3.	7.57	1970
4.	7.61	1976
5.	8.11	1975
6.	8.52	1996
7.	8.74	1978
8.	8.79	1978
9.	8.98	2012
10.	9.22	1993

FEWEST WALKS ALLOWED

1.	144	1972
2.	153	1970
	153	1971
	153	2007
5.	156	1984
6.	160	1982
7.	172	1978
8.	175	1985
9.	178	1977
10.	185	1983

WALKS PER NINE INNINGS

1.	2.54	2007
2.	3.38	2006
3.	3.63	2000
4.	3.67	1971
5.	3.70	2004
6.	3.79	2005
7.	3.83	1972
8.	3.97	1993
9.	4.04	1995
10.	4.05	2008

STRIKEOUTS

1.	466	2013
2.	433	2012
3.	431	2011
4.	399	1998
5.	391	2006
6.	389	1997
7.	384	2002
8.	383	2005
9.	382	2001
10.	374	1996
	374	2004

STRIKEOUTS PER NINE INNINGS

1.	8.33	1971
2.	7.99	1998
3.	7.86	2011
4.	7.67	1970
5.	7.56	2013
6.	7.31	1997
7.	7.31	2002
8.	7.25	2004
9.	7.18	2009
10.	6.99	2006

OVC TOURNAMENT RESULTS

24 OVC POSTSEASON APPEARANCES • 41-35 OVERALL
FIVE-TIME TOURNAMENT CHAMPION • 1996, 2005, 2007, 2011, 2012, 2013
FOUR-TIME TOURNAMENT RUNNER-UP • 1989, 1992, 1994, 2001

1971 (DIVISIONAL PLAYOFF) ◆
Austin Peay 5, East Tennessee 0
Austin Peay 1, East Tennessee 0

1979 (AT MOREHEAD STATE)
Murray State 6, Austin Peay 2

1981 (AT WESTERN KENTUCKY)
Austin Peay 12, Western Kentucky 9
Middle Tennessee 6, Austin Peay 4
Eastern Kentucky 6, Austin Peay 4

1984 (AT AUSTIN PEAY)
Morehead State 4, Austin Peay 1
Murray State 6, Austin Peay 3

1985 (AT MOREHEAD STATE)
Austin Peay 5, Morehead State 2
Murray State 16, Austin Peay 4
Eastern Kentucky 15, Austin Peay 2

1989 (AT EASTERN KENTUCKY)
Austin Peay 4, Middle Tennessee 3
Eastern Kentucky 7, Austin Peay 6
Austin Peay 6, Murray State 5
Austin Peay 5, Eastern Kentucky 4
Eastern Kentucky 8, Austin Peay 4

1990 (AT MIDDLE TENNESSEE)
Middle Tennessee 9, Austin Peay 5
Austin Peay 11, Tennessee Tech 6
Eastern Kentucky 9, Austin Peay 7

1992 (AT MIDDLE TENNESSEE)
Southeast Missouri 3, Austin Peay 1
Austin Peay 13, Eastern Kentucky 10
Austin Peay 6, Southeast Missouri 4
Middle Tennessee 10, Austin Peay 9

1994 (AT AUSTIN PEAY)
Austin Peay 2, Murray State 1
Middle Tennessee 5, Austin Peay 4
Austin Peay 3, Morehead State 1
Middle Tennessee 5, Austin Peay 4

1996 ◆
Bracket 1 (at Austin Peay)
Austin Peay 16, Tennessee-Martin 1
Austin Peay 8, Southeast Missouri 3
Championship Bracket (at Austin Peay)
Austin Peay 8, Tennessee Tech 3
Morehead State 2, Austin Peay 1
Austin Peay 4, Morehead State 3

1997 (AT MIDDLE TENNESSEE)
Austin Peay 4, Eastern Kentucky 1
Tennessee Tech 5, Austin Peay 4
Austin Peay 9, Middle Tennessee 6
Tennessee Tech 4, Austin Peay 2

1999 (AT SOUTHEAST MISSOURI)
Middle Tennessee 12, Austin Peay 9

2000 (#4 SEED, AT SOUTHEAST MISSOURI)
Austin Peay 8, Murray State 7
Eastern Kentucky 5, Austin Peay 2
Southeast Missouri 13, Austin Peay 0

2001 (#5 SEED, AT PADUCAH, KY.)
Austin Peay 9, Southeast Missouri 4
Tennessee Tech 10, Austin Peay 5
Austin Peay 10, Eastern Illinois 6
Austin Peay 8, Eastern Kentucky 1
Austin Peay 3, Tennessee Tech 2
Tennessee Tech 9, Austin Peay 2

2002 (#3 SEED, AT PADUCAH, KY.)
Austin Peay 8, Murray State 6
Tennessee Tech 3, Austin Peay 2
Southeast Missouri 7, Austin Peay 5

2003 (#3 SEED, AT PADUCAH, KY.)
Eastern Illinois 12, Austin Peay 11
Southeast Missouri 4, Austin Peay 0

2004 (#1 SEED, AT PADUCAH, KY.)
Samford 15, Austin Peay 3
Southeast Missouri 6, Austin Peay 1

2005 (#2 SEED, AT PADUCAH, KY.) ◆
Austin Peay 6, Murray State 5
Austin Peay 4, Jacksonville State 1
Jacksonville State 8, Austin Peay 7
Austin Peay 5, Jacksonville State 0

2006 (#5 SEED, AT PADUCAH, KY.)
Eastern Kentucky 6, Austin Peay 3
Austin Peay 10, Eastern Illinois 2
Southeast Missouri 10, Austin Peay 9

2007 (#1 SEED, AT PADUCAH, KY.) ◆
Austin Peay 5, Samford 1
Austin Peay 2, Jacksonville State 1
Austin Peay 3, Jacksonville State 2

2008 (#3 SEED, AT PADUCAH, KY.)
Southeast Missouri 5, Austin Peay 2
Tennessee Tech 5, Austin Peay 4

2011 (#1 SEED, AT JACKSON, TENN.) ◆
Austin Peay 2, Tennessee Tech 1
Austin Peay 4, Jacksonville State 1
Austin Peay 7, Jacksonville State 3

2012 (#1 SEED, AT JACKSON, TENN.) ◆
Southeast Missouri 4, Austin Peay 3
Austin Peay 7, Jacksonville State 6 (11)
Austin Peay 10, Southeast Missouri 6
Austin Peay 7, Eastern Illinois 0
Austin Peay 3, Eastern Illinois 0

2013 (#2 SEED, AT JACKSON, TENN.) ◆
Austin Peay 13, Eastern Kentucky 4
Austin Peay 6, Tennessee Tech 2
Austin Peay 6, Eastern Kentucky 3

NOTES: Prior to 1979 the winner of each division matched up in a three-game series to determine who the OVC regular-season champion was in that season. Since 2001 the tournament has been played at a neutral site (prior to that, the event was held at the No. 1 seed and regular season champion or the Highest-seeded team with lights). ◆ - indicates Austin Peay won playoff/tournament that season.



Austin Peay defeated Jacksonville State in the 2011 OVC Championship for its fourth tournament title.

CONFERENCE TOURNAMENT HONORS

OVC POSTSEASON SERIES RECORDS

Current Members	W-L	Pct.	Str	Last	H	A	N
Eastern Illinois	4-1	.800	W3	2012	—	—	4-1
Eastern Kentucky	6-7	.462	W2	2013	—	—	6-7
Jacksonville State	7-1	.875	W6	2012	—	—	7-1
Morehead State	3-2	.600	W1	1996	2-2	1-0	—
Murray State	7-4	.636	W5	2005	3-2	—	4-2
Southeast Missouri	4-8	.333	W1	2012	1-0	0-1	3-7
Tennessee Tech	7-6	.538	W2	2013	3-0	—	4-6
Tennessee-Martin	1-0	1.000	W1	1996	1-0	—	—
Former Members							
East Tennessee	2-0	1.000	—	—	—	—	2-0
Middle Tennessee	2-6	.250	—	—	0-2	1-2	1-2
Samford	1-1	.500	—	—	—	—	1-1
Western Kentucky	1-0	1.000	—	—	—	0-1	—
OVERALL	**45-36**	**.556**			**11-6**	**3-3**	**29-27**

OVC TOURNAMENT MVP

1996	Nate Manning
2005	Brad Daniel
2007	Matt Reynolds
2011	Jack Snodgrass
2012	Greg Bachman
2013	Reed Harper

ALL-TOURNAMENT SELECTIONS

1994	Nate Manning (IF), Chuck Abbott (IF), Jason Mikulecky (OF), Shane Dortch (P)
1996	Ryan Bennett (C), Nate Manning (IF), Chuck Abbott (IF), Benji Zimmerman (OF), Glen Longhurst (P), Mike Eikenberry (P)
1997	Kent Brown (OF), Seth Massey (P)
2000	Lance Wampler (IF)
2001	D.W. Blakeman (IF), Joseph Peer (IF), Michael Johnson (OF), Chris Poynter (DH), Stephen Pew (P)
2002	Michael Johnson (3B), A.J. Ellis (A-L)
2005	Tommy Smith (C), Jared Walker (IF), Brett Luther (OF), Brad Daniel (P), Shawn Kelley (P), Rowdy Hardy (P)
2006	Shawn Kelley (P)
2007	Tyler Farrar (IF), Jake Lane (IF), Rafael Hill (IF), Shawn Kelley (SP), Matt Reynolds (SP)
2011	John Hogan (IF), Michael Blanchard (OF), Cody Hudson (DH), Jeremy Dobbs (SP), Jack Snodgrass (SP), Ryne Harper (SP)
2012	Greg Bachman (IF), Reed Harper (IF), Jordan Hankins (IF), Rolando Gautier (OF), Kacy Kemmer (SP), Zach Toney (A-L)
2013	Craig Massoni (1B), Jordan Hankins (3B), Reed Harper (SS), Cody Hudson (OF), Michael Davis (DH)

Most Valuable Players... Austin Peay pitcher Jack Snodgrass (left photo), third baseman Greg Bachman (middle photo) and shortstop Reed Harper (right photo) were named the 2011, 2012 and 2013 OVC Tournament Most Valuable Players, respectively. Each are pictured with OVC Commissioner Beth DeBauche.

NCAA TOURNAMENT RESULTS

Date	Opponent (Seed)	SCORE	APSU	OPP	INN	APSU Pitcher of Record	APSU Save	Attend	Time
1996 SOUTH II REGIONAL • Baton Rouge, La. • Govs #6 Seed									
5/23	at LSU (#1)	3-9 L	3-8-3	9-8-1	9	Chris Smith (L, 10-6)	–	6231	2:51
5/24	nt. Georgia Tech (#2)	3-14 L	3-6-1	14-19-0	9	Mike Eikenberry (L, 11-4)	–	958	2:32
2005 KNOXVILLE REGIONAL • Knoxville, Tenn. • Govs #4 Seed									
6/3	at Tennessee (#1)	5-7 L	5-9-2	7-15-0	9	Rowdy Hardy (L, 11-6)	–	3123	3:05
6/4	nt. Wichita State (#3)	1-5 L	1-8-2	5-17-0	9	Shawn Kelley (L, 7-3)	–	771	2:58
2007 NASHVILLE REGIONAL • Nashville, Tenn. • Govs #4 Seed									
6/1	at Vanderbilt (#1, #1 Nat'l Seed)	1-2 L	1-5-3	2-7-0	(11)	David Vicini (L, 2-2)	–	3523	3:19
6/2	nt. Memphis (#3)	W 18-7	18-17-1	7-14-2	9	Jeff Lykins (W, 2-0)	–	3532	3:24
6/3	at Vanderbilt (#1)	5-11 L	5-10-2	11-17-2	9	Ryne Mantooth (L, 8-4)	–	3532	3:30
2011 ATLANTA REGIONAL • Atlanta, Ga. • Govs #4 Seed									
6/3	at Georgia Tech (#1)	W 2-1	2-4-1	1-7-1	9	Jack Snodgrass (W, 4-6)	Zach Toney (2)	2252	3:00
6/4	nt. Mississippi State (#3)	3-8 L	3-6-0	8-10-1	9	Jeremy Dobbs (L, 9-3)	–	1503	3:09
6/5	at Georgia Tech (#1)	2-12 L	2-5-1	12-18-2	9	Zach Toney (L, 6-3)	–	1273	2:57
2012 EUGENE REGIONAL • Eugene, Ore. • Govs #4 Seed									
6/1	at Oregon (#1, #5 Nat'l Seed)	5-6 L	5-9-3	6-13-2	9	Tyler Rogers (L, 4-4)	–	3771	3:01
6/2	nt. Indiana State (#3)	W 1-0	1-7-2	0-5-1	9	Andy Cox (W, 6-1)	Tyler Rogers (12)	1225	2:35
6/3	nt. Cal State Fullerton (#2)	W 3-0	3-9-0	0-3-0	9	Casey Delgado (W, 9-4)	–	1240	2:41
6/3	at Oregon (#1)	1-8 L	1-3-0	8-7-2	9	Kacy Kemmer (L, 2-1)	–	2425	3:04
2013 BLOOMINGTON REGIONAL • Bloomington, Ind. • Govs #2 Seed									
5/31	nt. Florida (#3)	W 4-3	4-8-0	3-5-2	9	Kacy Kemmer (W, 6-0)	Tyler Rogers (22)	1092	2:59
6/1	at Indiana (#1)	6-15 L	6-11-2	15-14-1	9	Casey Delgado (L, 9-3)	–	2629	3:39
6/2	nt. Valparaiso (#4)	W 5-4	5-11-1	4-11-2	9	Lee Ridenhour (W, 8-1)	Tyler Rogers (23)	1095	3:15
6/2	at Indiana (#1)	1-6 L	1-6-2	6-9-2	9	Kevin Corey (L, 2-2)	–	3214	3:31

INDIVIDUAL HITTING

BATTING AVERAGE
Game: .750 (3-for-4) – Jake Lane nt. Memphis (6/2/07)
Tourney: .529 (9-for-17) – Greg Bachman (2012)

AT BATS
Game: 5 – by 18 players
Tourney: 17 –Greg Bachman (2012)

RUNS
Game: 3 – Tyler Farrar nt. Memphis (6/2/07); Levi Cheshire nt. Memphis (6/2/07)
Tourney: 5 – Tyler Farrar (2007); Jordan Hankins (2013)

HITS
Game: 3 – Jake Lane nt. Memphis (6/2/07); Greg Bachman at Oregon (6/1/12); Jordan Hankins at Indiana (6/1/13); Dylan Riner at Indiana (6/1/13)
Tourney: 9 – Greg Bachman (2012)

RBI
Game: 3 – Josh Kemph nt. Memphis (6/2/07); Tyler Farrar nt. Memphis (6/2/07); Jordan Hankins at Oregon (6/1/12); Michael Davis nt. Florida (5/31/13); Reed Harper at Indiana (6/1/13)
Tourney: 6 – Tyler Farrar (2007); Michael Davis (2013)

DOUBLES
Game: 2 – Ryan Kane nt. Tennessee (6/3/05); J.B. Gilbert nt. Memphis (6/2/07); J.B. Gilbert at Vanderbilt (6/3/07); Rafael Hill at Vanderbilt (6/3/07)
Tourney: 5 – J.B. Gilbert (2007)

TRIPLES
Game: None.
Tourney: None.

HOME RUNS
Game: 1 – by 10 players
Tourney: 2 – Tyler Farrar (2007); Michael Davis (2013)

TOTAL BASES
Game: 5 – Ryan Kane nt. Tennessee (6/3/05); Jordan Hankins at Oregon (6/1/12)
Tourney: 11 – Greg Bachman (2012)

WALKS
Game: 2 – by six players
Tourney: 4 – Tyler Childress (2012)

STRIKEOUTS
Game: 4 – Rafael Hill at Vanderbilt (6/1/07)
Tourney: 7 – Michael Davis (2013)

STOLEN BASES
Game: 1 – by 14 players
Tourney: 2 – Jake Lane (2007); Cody Hudson (2013)

INDIVIDUAL PITCHING

VICTORIES
Tourney: 1 – Jeff Lykins (2007); Jack Snodgrass (2011); Andy Cox (2012); Casey Delgado (2012); Kacy Kemmer (2013); Lee Ridenhour (2013)

SAVES
Tourney: 2 – Tyler Rogers (2013)

INNINGS PITCHED
Game: 10.0 – Shawn Kelley at Vanderbilt (6/1/07)
Tourney: 10.0 – Shawn Kelley (2007)

HITS ALLOWED
Game: 15 – Shawn Kelley nt. Wichita State (6/4/05)
Tourney: 15 – Shawn Kelley (2005)

RUNS ALLOWED
Game: 10 – Mike Eikenberry nt. Georgia Tech (5/24/96)
Tourney: 10 – Mike Eikenberry (1996)

EARNED RUNS ALLOWED
Game: 9 – Mike Eikenberry nt. Georgia Tech (5/24/96)
Tourney: 9 – Mike Eikenberry (1996)

DOUBLES ALLOWED
Game: 3 – Craig Smith nt. LSU (5/23/96); Shawn Kelley nt. Wichita State (6/4/05)
Tourney: 3 – Craig Smith (1996); Shawn Kelley (2005)

TRIPLES ALLOWED
Game: 2 – Rowdy Hardy nt. Tennessee (6/3/05)
Tourney: 2 – Rowdy Hardy (2005)

HOME RUNS ALLOWED
Game: 2 – Mike Eikenberry nt. Georgia Tech (5/24/96); Zach Toney at Georgia Tech (6/5/11); Ryne Harper at Georgia Tech (6/5/11)
Tourney: 2 – Mike Eikenberry (1996); Zach Toney (2011); Ryne Harper (2011)

WALKS ALLOWED
Game: 7 – Craig Smith nt. LSU (5/23/96)
Tourney: 7 – Craig Smith (1996)

STRIKEOUTS
Game: 9 – Shawn Kelley at Vanderbilt (6/1/07)
Tourney: 9 – Shawn Kelley (2007)

HIT BATSMEN
Game: 2 – Rowdy Hardy nt. Tennessee (6/3/05); Ryne Mantooth nt. Vanderbilt (6/3/07); Jeremy Dobbs nt. Mississippi State (6/4/11); Tyler Rogers at Oregon (6/1/12); Ryan Quick at Oregon (6/3/12)
Tourney: 3 – Mike Hebert (2011); Tyler Rogers (2012)

WILD PITCHES
Game: 3 – Craig Smith nt. LSU (5/23/96)
Tourney: 3 – Craig Smith (1996)

NCAA TOURNAMENT RECORDS

INDIVIDUAL DEFENSE

PUTOUTS
Game: 14 – Tyler Childress nt. Cal State Fullerton (6/3/12)
Tourney: 40 – Tyler Childress (2012)

ASSISTS
Game: 7 – Jordan Hankins nt. Cal State Fullerton (6/3/12)
Tourney: 15 – Jordan Hankins (2012)

ERRORS
Game: 2 – Zach Toney at Oregon (6/1/12); Reed Harper at Indiana (6/2/13)
Tourney: 2 – Zach Toney (2012); Greg Bachman (2012); Reed Harper (2013)

TEAM HITTING

PLATE APPEARANCES
Game: 51 – nt. Memphis (6/2/07)
Tourney: 156 – 2013

AT BATS
Game: 40 – nt. Memphis (6/2/07)
Tourney: 149 – 2012

RUNS
Game: 18 – nt. Memphis (6/2/07)
Tourney: 24 – 2007

BATTING AVERAGE
Tourney: .283 – 2007 (32-for-113)

HITS
Game: 17 – nt. Memphis (6/2/07)
Tourney: 36 – 2013

DOUBLES
Game: 6 – at Vanderbilt (6/3/07)
Tourney: 11 – 2007

TRIPLES
Game: None.
Tourney: None.

HOME RUNS
Game: 2 – nt. Memphis (6/2/07)
Tourney: 4 – 2007

TOTAL BASES
Game: 27 – nt. Memphis (6/2/07)
Tourney: 55 – 2007

WALKS
Game: 7 – nt. Memphis (6/2/07)
Tourney: 16 – 2013

STRIKEOUTS
Game: 22 – at Vanderbilt (6/1/07)
Tourney: 40 – 2007

STOLEN BASES
Game: 5 – nt. Memphis (6/2/07)
Tourney: 7 – 2007

TEAM PITCHING

EARNED-RUN AVERAGE
Lowest: 3.57 – 2012 (14 ER in 35.1 IP)
Highest: 10.06 – 1996 (19 ER in 17.0 IP)

INNINGS PITCHED
Game: 11.0 – at Vanderbilt (6/1/07)
Tourney: 35.1 – 2012

HITS ALLOWED (GAME)
Fewest: 5 – at Vanderbilt (6/1/07); nt. Florida (5/31/13)
Most: 19 – nt. Georgia Tech (5/24/96)

HITS PER NINE INNINGS (TOURNEY)
Lowest: 7.13 – 2012 (28 H in 35.1 IP)
Highest: 16.94 – 2005 (32 H in 17.0 IP)

RUNS ALLOWED (GAME)
Fewest: 0 – nt. Indiana State (6/3/12); nt. Cal State Fullerton (6/4/12)
Most: 15 – at Indiana (6/1/13)

RUNS PER NINE INNINGS (TOURNEY)
Lowest: 3.57 – 2012 (14 R in 35.1 IP)
Highest: 12.18 – 1996 (23 R in 17 IP)

WALKS ALLOWED (GAME)
Fewest: 0 – at Vanderbilt (6/1/07)
Most: 12 – at Indiana (6/1/13)

WALKS PER NINE INNINGS (TOURNEY)
Lowest: 2.20 – 2007 (7 BB in 28.2 IP)
Highest: 5.91 – 2013 (23 BB in 35.0 IP)

BATTERS STRUCK OUT (GAME)
Game: 9 – at Vanderbilt (6/1/07)
Tourney: 19 – 2007

STRIKEOUTS PER NINE INNINGS (TOURNEY)
Lowest: 4.24 – 1996 (8 SO in 17.0 IP)
Highest: 7.94 – 2005 (15 SO in 17.0 IP)

HIT BATSMEN
Game: 2 – at Tennessee (6/3/05); at Vanderbilt (6/3/07)
Tourney: 3 – 2013

WILD PITCHES
Game: 5 – at Oregon (6/3/12)
Tourney: 8 – 2012

TEAM DEFENSE

FIELDING PERCENTAGE
Tourney: .982 – 2011 (2 E in 110 C)

TOTAL CHANCES
Tourney: 164 – 2012

PUTOUTS
Game: 32 – at Vanderbilt (6/1/07)
Tourney: 106 – 2012

ASSISTS
Game: 15 – nt. Cal State Fullerton (6/3/12)
Tourney: 53 – 2012

ERRORS
Game: 3 – at LSU (5/23/96); at Vanderbilt (6/1/07); at Oregon (6/1/12)
Tourney: 6 – 2007

DOUBLE PLAYS
Game: 2 – nt. Wichita State (6/4/05); nt. Indiana State (6/2/12); nt. Florida (5/31/13); at Indiana (6/1/13)
Tourney: 4 – 2012, 2013

ALL-REGION SELECTIONS

2007 - NASHVILLE
Shawn Kelley (P)
Tyler Farrar (3B)
Matt Smith (C)

2011 - ATLANTA
Reed Harper (SS)

2012 – EUGENE
Jordan Hankins (2B)
Greg Bachman (UT)
Casey Delgado (P)

2013 – BLOOMINGTON
Jordan Hankins (3B)
Cody Hudson (OF)

1996

Austin Peay made its first-ever appearance in the NCAA Division I Baseball Championship in 1996. The Govs earned a share of the OVC regular-season title and followed that by winning the OVC tournament crown. However, that did not earn the Govs an automatic bid into the tournament, which was a 48-team affair. Instead, the Govs would have to earn their way in through a play-in series.

The Govs hosted that play-in event against Southern University, the Southwestern Athletic Conference champion. Austin Peay won the opening game thanks to a 14-hit outburst that included two-run singles by Nate Manning and Brock Maiser that gave APSU the lead for good in the fifth inning. Southern returned the favor in Game 2 with 14 runs on 15 hits in an error-prone affair. The Govs secured a trip to their first NCAA tournament behind Craig Smith's dominant pitching performance in Game 3, as he held Southern to one hit through eight scoreless innings while striking out nine.

The Govs were sent to the six-team South II Regional hosted by LSU, the eventual national champion. Austin Peay fell behind early in each contest and the offense could not keep pace in what turned out to be an explosive offensive atmosphere (LSU won the regional title by a 29-13 score against Georgia Tech). In their NCAA tournament premier, Austin Peay surrendered four first-inning runs to host LSU while the offense could not solve starter Ed Yarnell. The Govs second game saw Georgia Tech score seven runs in the first four innings. However, Manning would belt a two-run home run off Yellow Jackets starter Jase Wrigley to provide the Govs a tourney highlight.

2005

The Govs waited nearly a decade before returning to the NCAA Tournament, but earned a berth in 2005 after an improbable OVC Tournament crown. Austin Peay finished second in the OVC regular-season race after being swept by regular-season champion Jacksonville State on the final weekend. The Govs stunned the Gamecocks in their first tournament meeting with a 4-1 victory, but lost the next day in extra-innings to force a winner-take-all contest. Austin Peay turned to reliever Brad Daniels to start the championship game and the senior turned in a sparkling complete-game shutout that included nine strikeouts.

Austin Peay was sent to the Knoxville regional and faced host Tennessee in the opening game. The Govs had the host Volunteers and Luke Hochevar, their starter, on the ropes following a four-run seventh inning that was highlighted by Ryan Kane's two-run double. However, the setting sun played a huge factor as it obscured a throw home from right field that allowed the Volunteers to rally for three runs in the eighth for a 7-5 win.

The Govs offense was held to one run against Wichita State in Game 2, but it had plenty of opportunities stranding nine men in scoring position. Austin Peay starter Shawn Kelley scattered four runs on 14 hits over 6.2 innings in the loss.

2007

Two years later, Austin Peay returned to the NCAA Tournament following a remarkable regular-season campaign that saw it win 11 consecutive games, including two against SEC foe Mississippi State, in the season's final month. The Govs won the regular-season title on the final weekend then blitzed through the OVC tournament behind a pitching staff that allowed four runs in three games.

The Govs third trip to the tournament would lead them 50 miles south of campus to Nashville. Austin Peay opened against No. 1 seed Vanderbilt and starting pitcher David Price – the eventual No. 1 pick in that season's Major League Baseball draft. Austin Peay starter Shawn Kelley, who ultimately went 10 innings in his final game as a Gov, outdueled Price through five innings but surrendered a run on a wild pitch in the sixth inning. Price put together a dominant performance, striking out 17 Govs over nine innings, but left a pitch over the plate to start the ninth and the Govs Tyler Farrar leveled the score with a home run to left field. However, Vanderbilt took advantage of a passed ball and an error in the 11th inning to secure the win.

Austin Peay bounced back to pick up its first NCAA Tournament win with a wild 18-7 victory against Memphis the next day. The Govs scored six runs while batting around in the first inning and made that lead stand up with a six-run fifth inning. Jeff Lykins picked up the win on the mound as a nearly three and a half hour rain delay chased starter Matt Reynolds from the mound after three innings.

The win gave the Govs a second chance against the host Commodores. Austin Peay scored three runs in the first two innings, including a two-run home run by Farrar. However, Vanderbilt took advantage of Austin Peay error in the third to score six runs in the frame and take the lead for good.

Farrar and Kelley were joined by catcher Matt Smith on the all-region team. Farrar finished the tournament with two home runs and six RBI. Kelley allowed one run and struck out nine batters over 10 innings in his Game 1 loss. Smith had three hits and two RBI and made three tournament starts.

2011

Austin Peay pieced together an impressive 2011 campaign, winning the OVC regular-season title in wire-to-wire fashion before a dominating sprint through the OVC tournament that saw its pitching staff surrender five runs in three games.

The Govs reward was a trip to the Atlanta Regional where they met Georgia Tech in a rematch of their first-ever trip to the tournament. The second meeting between the two programs was a pitcher's duel from the start. It took a Jordan Hankins solo home run in the seventh inning to break a 1-1 tie and give APSU the eventual winning run. Govs starting pitcher Jack Snodgrass picked up the win, allowing one run over seven innings.

Austin Peay wasn't as lucky against Mississippi State in the winner's bracket. APSU starter Jeremy Dobbs left in the third inning due to an injury and the Govs bullpen suffered through a rough fourth inning as Mississippi State scored seven times to break the game open. Bulldogs starter Evan Mitchell kept the Govs scoreless through seven



SNODGRASS FOR THE WIN
Austin Peay starting pitcher Jack Snodgrass held host Georgia Tech to one run over seven innings during the 2011 Atlanta Regional to pick up the Govs first-ever opening-round victory in NCAA Tournament action.

innings before departing the game. The Govs broke up the shutout bid in the ninth as the Govs pinch hit for each of their first three batters and all three reached base and eventually scored in the 8-3 loss.

Georgia Tech awaited the Govs in the loser's bracket and jumped out quickly with five runs in the first three innings. Austin Peay's offense again was held in check through seven innings, this time by Georgia Tech starter Buck Farmer who went the distance allowing two runs and struck out nine. John Hogan had the Govs lone RBI when Georgia Tech misplayed his infield hit, allowing two runs to score.

Reed Harper was named to the all-region team after leading the Govs with three hits in three games while going errorless on defense.

■ 2012

Austin Peay completed a rare back-to-back sweep of both the OVC's regular-season and tournament titles in 2012. It was the first time since the league returned to single division play in 1989 that a team had claimed back-to-back titles during both the regular season and tournament.

The Govs destination for the 2012 NCAA Baseball Championship was unexpected, but not unwelcome, as they were awarded a trip west to Eugene, Ore. – the farthest west an Austin Peay baseball team had traveled.

Host and No. 4 national seed Oregon gained the early edge with two runs in the first four innings. Austin Peay broke through in the fifth when Jordan Hankins hit a three-run home run into the Oregon bullpen in right field. The Ducks scratched out a pair of runs in the sixth, but the Govs responded again with runs in both the seventh and eighth innings to take a 5-4 lead.

However, it is the ninth inning that will reside infamously in Govs history. Austin Peay turned the game over to closer Tyler Rogers who hit the first two batters he faced then loaded the bases with an one-out intentional walk. Rogers believed he had the inning's second out when he fielded Brett Thomas' soft grounder and sprinted to tag the runner racing down the third-base line. However, the home plate umpire ruled that Rogers had not applied the tag and the tying run scored. The Govs could not recover from the sudden change in momentum, surrendering the game-winning run on an infield error on the next at-bat.

Despite the hangover of losing that emotional opening game, Austin Peay responded with two of the best pitching performances in its brief NCAA Tournament history. Andy Cox took the mound against Indiana State and tossed seven scoreless innings in a 1-0 victory. The next day it was Casey Delgado's turn and he turned in a sparkling shutout of nationally-ranked Cal State Fullerton as the Govs reached the regional final with a 3-0 victory.

The Govs ran out of pitching in the regional final as Oregon scored six runs in the first four innings. Austin Peay's offense was only able to scratch out an unearned run in the ninth inning to avoid the shutout in an 8-1 loss.

Hankins, Greg Bachman and Delgado were each named to the all-region team. Bachman led the Govs with nine hits and a .529 batting average. Hankins had a team-best three RBI with six hits and a .400 batting average. Delgado was picked after his shutout effort against Cal State Fullerton.

■ 2013

Austin Peay's third consecutive trip to the NCAA Baseball Championship came courtesy its "Three Peay-T" at the OVC Baseball Championship. The Govs entered the Bloomington Regional as a No. 2 seed, the first time an OVC team was anything but a No. 4 seed, and were pitted against host and No. 1 seed Indiana, No. 3 seed Florida and No. 4 seed Valparaiso.

The Govs put the nation's longest win streak (15 games) and its undefeated mark in May into their May 31 contest against perennial tournament squad Florida. Austin Peay trailed 3-1 entering the seventh inning when designated hitter Michael Davis belted a three-run home run into the Govs bullpen in left field for a 4-3 lead. APSU nursed the lead into the ninth when closer Tyler Rogers faced the minimum to record the save and eradicate the ghosts of a year ago.

Austin Peay could not solve one of the nation's best hitting teams in its second round contest. The Govs pitching staff had the worst of the day, surrendering a season-high 12 walks in the 15-6 loss. Offensively, the Govs highlights included shortstop Reed Harper's three-run home run in the first inning and center fielder Dylan Riner and third baseman Jordan Hankins each notching three hits.

Davis would again prove the hero in the Govs third contest of the regional, a 5-4 victory against familiar foe Valparaiso. With the game tied 4-4 in the seventh, Davis hit a leadoff home run to break the tie and ultimately send the Govs to the regional final. Rogers tossed two scoreless innings to record his NCAA Division I record-breaking 23rd save, a mark that would last until the College World Series.

After scoring 15 runs in its first three tournament games, Austin Peay's offense was stymied in a season-ending 6-1 loss to host Indiana. The Govs did have their opportunities. In the second inning, catcher P.J. Torres saw a potential game-tying three-run home run brought back into the park for an inning-ending out. Three innings later, Austin Peay would load the bases with one out, chasing starter Will Coursen-Carr from the mound. Designated hitter Michael Davis would milk a bases-loaded walk out of reliever Luke Harrison to push the Govs first run across, but the next two Govs to the plate struck out, ending the threat.

THE CATCH

Austin Peay center fielder Michael Blanchard's home run-robbing catch against Indiana State was one highlight during the Govs 2012 NCAA Tournament stay in Eugene, Oregon. Photo by Eric Evans.

Following the tournament's conclusion, left fielder Cody Hudson and Hankins were named to the all-tournament team. It was Hankins second NCAA Baseball Championship Region All-Tournament team selection.

NCAA TOURNAMENT LINE SCORES

1996 • SOUTH II REGIONAL

GAME 1 • LSU 9, Austin Peay 3

	1	2	3	4	5	6	7	8	9	–	R	H	E
APSU	0	0	0	1	0	0	0	0	2	–	3	8	3
LSU	4	0	1	0	0	0	2	2	X	–	9	8	1

Win: Eddie Yarnell (9-1)
Loss: Chris Smith (10-6)
Save: None
T: 2:51 • ATT: 6231

GAME 4 • Georgia Tech 14, Austin Peay 3

	1	2	3	4	5	6	7	8	9	–	R	H	E
GT	0	1	3	3	0	0	1	6	0	–	14	19	0
APSU	0	0	0	0	0	2	0	0	1	–	3	6	1

Win: Jase Wrigley (4-4)
Loss: Mike Eikenberry (11-4)
Save: None
T: 2:32 • ATT: 958
Home Runs
GT: Adam Leggett, J.J. Thomas 2
APSU: Nate Manning

2005 • KNOXVILLE REGIONAL

GAME 2 • Tennessee 7, Austin Peay 5

	1	2	3	4	5	6	7	8	9	–	R	H	E
APSU	0	1	0	0	0	0	4	0	0	–	5	9	2
UT	0	0	1	2	1	0	0	3	X	–	7	15	0

Win: Luke Hochevar (15-2)
Loss: Rowdy Hardy (11-6)
Save: Watson (7)
T: 3:05 • ATT: 3123
Home Runs
APSU: Chris Hyde

GAME 3 • Wichita State 5, Austin Peay 1

	1	2	3	4	5	6	7	8	9	–	R	H	E
WSU	0	0	1	2	0	0	1	0	1	–	5	17	0
APSU	0	0	0	1	0	0	0	0	0	–	1	8	2

Win: Travis Banwart (7-1)
Loss: Shawn Kelley (7-3)
Save: Noah Booth (7)
T: 2:58 • ATT: 771
Home Runs
WSU: Phil Napolitan

2007 • NASHVILLE REGIONAL

GAME 1 • Vanderbilt 2, Austin Peay 1

	1	2	3	4	5	6	7	8	9	10	11	–	R	H	E
APSU	0	0	0	0	0	0	0	0	1	0	0	–	1	5	3
VANDY	0	0	0	0	0	1	0	0	0	0	1	–	2	7	0

Win: David Weathers (12-2)
Loss: David Vicini (2-2)
Save: None
T: 3:19 • ATT: 3532
Home Runs
APSU: Tyler Farrar

GAME 3 • Austin Peay 18, Memphis 7

	1	2	3	4	5	6	7	8	9	–	R	H	E
APSU	6	0	0	3	6	1	0	2	0	–	18	17	1
MEM	0	3	0	4	0	0	0	0	0	–	7	14	2

Win: Jeff Lykins (2-0)
Loss: Ben Grisham (4-4)
Save: None
T: 3:24 • Delay: 3:30 (rain) • ATT: 3532
Home Runs
APSU: Tyler Bullock, Levi Cheshire
MEM: Adam Amar

GAME 5 • Vanderbilt 11, Austin Peay 5

	1	2	3	4	5	6	7	8	9	–	R	H	E
VANDY	0	0	6	1	1	2	0	1	0	–	11	17	2
APSU	2	1	1	1	0	0	0	0	0	–	5	10	2

Win: Ty Davis (3-0)
Loss: Ryne Mantooth (8-4)
Save: None
T: 3:30 • ATT: 3532
Home Runs
VANDY: Dominic de la Osa, Ryan Flaherty, Matt Meingasner
APSU: Tyler Farrar

2012 • EUGENE REGIONAL

GAME 1 • Oregon 6, Austin Peay 5

	1	2	3	4	5	6	7	8	9	–	R	H	E
APSU	0	0	0	0	3	0	1	1	0	–	5	9	3
ORE	0	1	0	1	0	2	0	0	2	–	6	13	2

Win: Jimmie Sherfy (5-2)
Loss: Tyler Rogers (4-4)
Save: None
T: 3:01 • ATT: 3771
Home Runs
APSU: Jordan Hankins

GAME 3 • Austin Peay 1, Indiana State 0

	1	2	3	4	5	6	7	8	9	–	R	H	E
INST	0	0	0	0	0	0	0	0	0	–	0	5	1
APSU	0	0	0	1	0	0	0	0	X	–	1	7	2

Win: Andy Cox (6-1)
Loss: Sean Manaea (5-3)
Save: Tyler Rogers (12)
T: 2:35 • ATT: 1225

GAME 5 • Austin Peay 3, Cal State Fullerton 0

	1	2	3	4	5	6	7	8	9	–	R	H	E
APSU	0	0	0	0	0	0	0	3	0	–	3	9	0
CSF	0	0	0	0	0	0	0	0	0	–	0	3	0

Win: Casey Delgado (9-4)
Loss: Willie Kuhl (2-4)
Save: None
T: 2:41 • ATT: 1240

GAME 6 • Oregon 8, Austin Peay 1

	1	2	3	4	5	6	7	8	9	–	R	H	E
ORE	1	0	2	3	0	0	2	0	0	–	8	7	2
APSU	0	0	0	0	0	0	0	0	1	–	1	3	0

Win: Jake Reed (7-4)
Loss: Kacy Kemmer (2-1)
Save: None
T: 3:04 • ATT: 2425
Home Runs
ORE: Brett Hambright

2013 • BLOOMINGTON REGIONAL

GAME 2 • Austin Peay 4, Florida 3

	1	2	3	4	5	6	7	8	9	–	R	H	E
FLA	0	0	0	0	0	3	0	0	0	–	3	5	2
APSU	0	0	0	1	0	0	0	3	X	–	4	8	0

Win: Kacy Kemmer (6-0)
Loss: Ryan Harris (5-4)
Save: Tyler Rogers (22)
T: 2:59 • ATT: 1092
Home Runs
FLA: Justin Shafer
APSU: Michael Davis

GAME 4 • Indiana 15, Austin Peay 6

	1	2	3	4	5	6	7	8	9	–	R	H	E
IND	0	5	0	2	4	4	0	0	0	–	15	14	1
APSU	3	1	0	0	0	0	2	0	0	–	6	11	2

Win: Joey DeNato (9-2)
Loss: Casey Delgado (9-3)
Save: None
T: 3:39 • ATT: 2629
Home Runs
IND: Sam Travis
APSU: Reed Harper

GAME 5 • Austin Peay 5, Valparaiso 4

	1	2	3	4	5	6	7	8	9	–	R	H	E
APSU	0	0	1	1	0	1	1	1	0	–	5	11	1
VAL	2	0	0	0	2	0	0	0	0	–	4	11	2

Win: Lee Ridenhour (8-1)
Loss: Ben Mahar (3-3)
Save: Tyler Rogers (23)
T: 3:15 • ATT: 1095
Home Runs
APSU: Michael Davis

GAME 6 • Indiana 6, Austin Peay 1

	1	2	3	4	5	6	7	8	9	–	R	H	E
APSU	0	0	0	0	0	1	0	0	0	–	1	6	2
IND	3	0	0	0	1	2	0	0	X	–	6	9	2

Win: Will Coursen-Carr (4-0)
Loss: Kevin Corey (2-2)
Save: Ryan Halstead (11)
T: 3:31 • ATT: 3214
Home Runs
IND: Kyle Schwarber

DAVIS' BLASTS DOWN GATORS, CRUSADERS

Austin Peay designated hitter Michael Davis had two home runs during the 2013 NCAA Bloomington Regional. His eighth-inning three-run shot in the Govs tourney opener downed Florida. Two days later, Davis' leadoff home run in the eighth pushed the Govs past Valparaiso and into the regional final. *Photo by Lisa Kemmer.*

GOVERNORS COACHES

GOVERNORS COACHES CUMULATIVE RECORDS

Coach	Seasons	Overall	Pct.	Ohio Valley	Pct.
Scott Alden	1931-1932	6-7-0	.462	—	
Halbert Harvill	1933-1936	27-23-0	.540	—	
Fred T. Brown	1937-1939	9-28-0	.243	—	
Leon Sandifer	1948-1950, 1955-1969	133-146-0	.477	22-51-0	.301
Don Gray	1951, 1953-54	23-15-0	.605	—	
Tom Wonderling	1970-1972	74-58-0	.561	5-9-0	.357
Joe Ellenburg	1973-1981	200-195-4	.504	50-60-1	.439
Joe Baxter	1982-1984	48-77-1	.422	10-29-0	.333
Billy Merkel	1985-1987	52-96-3	.354	17-25-0	.405
Gary McClure	1988-current	822-724-4	.536	348-261-1	.567
Grand Total	**74 Seasons**	**1394-1369-12**	**.505**	**452-435-2**	**.510**

RANKING BY WINS

Coach	Seasons	Wins
Gary McClure	27	822
Joe Ellenburg	9	200
Leon Sandifer	17	133
Tom Wonderling	3	74
Billy Merkel	3	52
Joe Baxter	3	48
Halbert Harvill	4	27
Don Gray	3	23
Fred T. Brown	3	9
Scott Alden	2	6

RANKING BY OVC WINS

Coach	Seasons	Wins
Gary McClure	27	348
Joe Ellenburg	9	50
Leon Sandifer	17	22
Billy Merkel	3	17
Joe Baxter	3	10
Tom Wonderling	3	5

STREAKS

CONSECUTIVE WINS

OVERALL WIN STREAK
16, April 26-May 31, 2013

OVC WIN STREAK
11, April 26-May 18, 2013

HOME WIN STREAK
14, March 3-April 12, 1976

AWAY WIN STREAK *(NON-NEUTRAL)*
6, Six times, most recently
April 26-May 12, 2013

CONSECUTIVE LOSSES

OVERALL LOSING STREAK
14, April 19-May 4, 1986

OVC LOSING STREAK
13, April 1-April 24, 1982

HOME LOSING STREAK
10, March 22-April 25, 1983

AWAY LOSING STREAK *(NON-NEUTRAL)*
10, March 5-April 4, 1985

MISCELLANEOUS

CONSECUTIVE WINNING SEASONS
4, Four times, most recently 2009-13

CONSECUTIVE NON-LOSING SEASONS
9, 1999-07

CONSECUTIVE LOSING SEASONS
7, 1982-88

CONSECUTIVE WINNING SEASONS: OVC
7, 2002-08

CONSECUTIVE LOSING SEASONS: OVC
4, 1967-70 and 1973-76

CONSECUTIVE WIN STREAKS

OVERALL

Rank	W	DATES
1.	16	April 26-May 31, 2013
2.	11	March 31-April 8, 1971
	11	April 24-May 12, 2007
4.	10	1958

OHIO VALLEY CONFERENCE

Rank	W	DATES
1.	11	April 26-May 18, 2013
2.	8	April 17-May 14, 2011
3.	7	April 28-May 12, 2007
	7	March 23-April 1, 2012

CONSECUTIVE LOSS STREAKS

OVERALL: ALL-TIME

Rank	L	DATES
1.	14	April 19-May 4, 1986
2.	13	April 11-April 25, 1983
3.	11	March 20-April 3, 1991
	11	March 18-April 1, 2000
5.	10	1938

OHIO VALLEY CONFERENCE

Rank	L	DATES
1.	13	April 1-April 24, 1982
2.	11	April 11-April 25, 1983
3.	8	March 28-April 10, 1998

ANNUAL SUMMARIES

ALL-TIME RECORD	1394-1369-12	.505
OHIO VALLEY CONFERENCE	452-435-2	.510

	Overall		Conference			Tourney	
Season	Record	Pct.	Record	Pct.	Finish	Finish	Coach
1931	3-3-0	.500	—	—	NA	–	Alden
1932	3-4-0	.429	—	—	NA	–	Alden
1933	5-2-0	.714	—	—	NA	–	Harvill
1934	5-9-0	.357	—	—	NA	–	Harvill
1935	12-5-0	.706	—	—	NA	–	Harvill
1936	5-7-0	.417	—	—	NA	–	Harvill
1937	5-10-0	.333	—	—	NA	–	Brown
1938	2-11-0	.154	—	—	NA	–	Brown
1939	2-7-0	.222	—	—	NA	–	Brown
1940-47 - No Baseball							
VOLUNTEER STATE ATHLETIC CONFERENCE							
1948	4-8-0	.333	—	—	NA	–	Sandifer
1949	5-5-0	.500	—	—	NA	–	Sandifer
1950	9-3-0	.750	—	—	NA	–	Sandifer
1951	6-8-0	.429	—	—	NA	–	Gary
1952 - No Baseball							
1953	8-3-0	.727	—	—	NA	–	Gary
1954	9-4-0	.692	—	—	NA	–	Gary
1955	8-8-0	.500	—	—	NA	–	Sandifer
1956	9-7-0	.563	—	—	1st-W	–	Sandifer
1957	6-10-0	.375	—	—	NA	–	Sandifer
1958	10-2-0	.833	—	—	1st-W	–	Sandifer
1959	5-8-0	.385	—	—	NA	–	Sandifer
1960	9-8-0	.529	—	—	NA	–	Sandifer
1961	11-4-0	.733	—	—	NA	–	Sandifer
1962#	13-6-0	.684	—	—	NA	–	Sandifer
OHIO VALLEY CONFERENCE							
1963	7-6-0	.538	4-4-0	.500	2nd-W	—	Sandifer
1964	6-13-0	.316	4-8-0	.333	4th-W	—	Sandifer
1965	5-12-0	.294	4-8-0	.333	NA		Sandifer
1966	8-7-0	.533	5-4-0	.556	2nd-W	—	Sandifer
1967	5-13-0	.278	3-9-0	.250	4th-W	—	Sandifer
1968	6-14-0	.300	1-9-0	.100	4th-W	—	Sandifer
1969	7-12-0	.368	1-9-0	.100	4th-W	—	Sandifer
1970	15-20-0	.429	2-8-0	.200	4t-W	—	Wonderling
1971	38-12-0	.760	3-1-0	.750	1st-D1	1st	Wonderling
1972	21-26-0	.447	NA	—	—	NA	Wonderling
1973	22-24-0	.478	5-6-0	.455	2nd-W	—	Ellenberg
1974	22-30-0	.423	3-9-0	.250	4th-W	—	Ellenberg
1975	24-18-0	.462	5-7-0	.417	2nd-W	—	Ellenberg
1976	25-15-1	.622	3-7-0	.300	3rd-W	—	Ellenberg
1977	27-17-1	.611	7-5-0	.583	2nd-W	—	Ellenberg
1978	16-19-2	.459	5-6-1	.458	2nd-W	—	Ellenberg
1979	23-24-0	.489	11-6-0	.647	3rd	—	Ellenberg
1980	16-25-0	.390	4-9-0	.308	6th	—	Ellenberg
1981	25-23-0	.521	7-5-0	.583	4th-S*	3rd	Ellenburg
1982	19-27-0	.413	2-14-0	.125	4th-S	—	Baxter
1983	11-29-0	.275	1-11-0	.083	4th-S	—	Baxter
1984	18-21-1	.463	7-4-0	.636	1st-S	4th	Baxter
1985	18-30-1	.378	7-5-0	.583	2nd-S	3rd	Merkel
1986	19-34-2	.364	4-8-0	.333	4th-S	—	Merkel
1987	15-32-0	.319	6-12-0	.333	4th-S	—	Merkel
1988	23-27-0	.460	10-12-0	.455	3rd-S	—	McClure
1989	32-25-1	.560	10-7-0	.588	3rd	2nd	McClure
1990	31-25-0	.554	6-8-0	.429	4th	3rd	McClure
1991	15-37-1	.292	6-11-0	.353	5th	—	McClure
1992	29-28-1	.509	14-7-0	.667	2nd	2nd	McClure
1993	30-22-0	.577	13-8-0	.619	5th	—	McClure
1994	27-31-0	.466	12-6-0	.667	1st	2nd	McClure
1995	24-32-0	.429	9-12-0	.429	6th	—	McClure
1996#	44-22-0	.667	13-7-0	.650	t-1st	1st	McClure
1997	28-31-0	.475	14-10-0	.583	3rd	3rd	McClure
1998	23-32-0	.418	9-15-0	.375	8th	—	McClure
1999	29-27-0	.518	13-10-0	.565	5th	t-5th	McClure
2000	32-27-0	.542	14-10-0	.583	4th	4th	McClure
2001	32-30-0	.516	9-12-0	.429	5th	2nd	McClure
2002	30-27-0	.526	12-9-0	.571	3rd	t-4th	McClure
2003	27-27-1	.500	14-5-1	.725	1st	t-5th	McClure
2004	35-21-0	.625	20-7-0	.741	1st	t-5th	McClure
2005#	38-24-0	.613	16-11-0	.593	2nd	1st	McClure
2006	32-27-0	.542	14-13-0	.519	5th	5th	McClure
2007#	40-22-0	.645	19-8-0	.704	1st	1st	McClure
2008	27-29-0	.482	14-12-0	.538	3rd	6th	McClure
2009	22-30-0	.423	7-12-0	.368	9th	—	McClure
2010	28-25-0	.528	8-13-0	.381	7th	—	McClure
2011#	34-24-0	.586	17-6-0	.739	1st	1st	McClure
2012#	40-24-0	.625	19-7-0	.731	1st	1st	McClure
2013#	47-15-0	.758	22-7-0	.758	2nd	1st	McClure
2014	23-33-0	.411	14-16-0	.467	t-7th	—	McClure

NOTES

- NCAA postseason participant

Austin Peay was a member of the Volunteer State Athletic Association as a two-year school (1947-1962). The Governors joined the Ohio Valley Conference in 1962 and started play in 1963.

The OVC played in a East-West Division format from 1963-70 and again from 1973-78. A North-South alignment was in use from 1981-88. For more information on tournament formats, please see the Ohio Valley Conference's Records Book.

All win-loss records on this page reflect the on-field result per NCAA Statistics policy. Forfeit decisions in 1981, 1982 and 1998 are not included. However, APSU's 1981 OVC regular-season finish is adjusted for forfeits imposed by the OVC office after the season's conclusion.

NOTES: Austin Peay baseball began play during the 1931 season and played as an independent until 1947 when it joined the Volunteer State Athletic Association (VSAC). Austin Peay's membership in the Ohio Valley Conference began with the 1963 baseball season. Known Ohio Valley Conference regular-season matches are noted with a bullet (•) prior to the opponent's name. Match locations are indicated in parentheses after the opponents name as follows: (H)=home, (A)=away, (N)=neutral and (U)=unknown. Forfeits are indicated by [F] preceding the decision and a note following the season clarifies the reason. The decisions indicated in the following listing are the on-field result, per NCAA policy. Extra-inning contests and no-hit games are also indicated in brackets preceding the decision, where known.

1931
RECORD: 3-3
COACH: Scott Alden

Lipscomb (U)	W, 19-4
Charlotte Independents (U)	W, 10-9
Bethel (Tenn.) (U)	W, 5-3
Murray State Freshmen (U)	L, 5-9
Murray State Freshmen (U)	L, 5-8
Bethel (Tenn.) (U)	L, 3-9

1932
RECORD: 3-4
COACH: Scott Alden

Cumberland (Tenn.) (U)	L, 6-16
Georgia State (U)	L, 0-7
Murray State Freshmen (U)	L, 2-18
Westmoreland Independents (U)	W, 15-2
Murray State Freshmen (U)	L, 7-10
Ashland City Independents (U)	W, 3-2
Southside Independents (U)	W, 10-8

1933
RECORD: 5-2
COACH: Halbert Harvill

Charlotte Independents (U)	W, 16-5
Western Kentucky (U)	W, 14-7
Lipscomb (U)	W, 6-3
Western Kentucky (U)	W, 4-3
Nashville State (U)	W, 8-7
Nashville State (U)	L, 5-9
Charlotte Independents (U)	L, 1-3

1934
RECORD: 5-9
COACH: Halbert Harvill

Freed Hardeman (U)	L, 1-6
Freed Hardeman (U)	W, 7-2
Castle Heights Military Acad. (U)	W, 7-3
Castle Heights Military Acad. (U)	W, 10-4
Lipscomb (U)	L, 4-5
Western Kentucky (U)	L, 4-17
Cumberland (Tenn.) (U)	L, 4-6
Cumberland (Tenn.) (U)	L, 0-8
Cumberland (Tenn.) (U)	L, 0-2
Cumberland (Tenn.) (U)	L, 1-6
Western Kentucky (U)	L, 9-19
Lambuth (U)	L, 6-9
Lambuth (U)	W, 12-8
Lipscomb (U)	W, 13-6

1935
RECORD: 12-5
COACH: Halbert Harvill

Civilian Conservation Corps (U)	W, 7-0
Civilian Conservation Corps (U)	W, 9-6
Cumberland (Tenn.) (U)	W, 6-5
Cumberland (Tenn.) (U)	L, 4-5
Lipscomb (U)	W, 17-3
Cumberland (Tenn.) (U)	W, 6-2
Cumberland (Tenn.) (U)	W, 6-0
Castle Heights Military Acad. (U)	W, 17-0
Castle Heights Military Acad. (U)	W, 5-1
Lipscomb (U)	L, 1-3
North Alabama (U)	L, 0-2
North Alabama (U)	W, 5-1
Castle Heights Military Acad. (U)	W, 9-3
Castle Heights Military Acad. (U)	W, 7-5
Lipscomb (U)	W, 5-3
Bethel (Tenn.) (U)	L, 1-2
Bethel (Tenn.) (U)	L, 1-3

1936
RECORD: 5-7
COACH: Halbert Harvill

Civilian Conservation Corps (U)	W, 4-2
Civilian Conservation Corps (U)	W, 4-3
North Alabama (U)	W, 5-4
North Alabama (U)	L, 0-17
Cumberland (Tenn.) (U)	L, 2-3
Lipscomb (U)	L, 8-10
North Alabama (U)	L, 2-3
North Alabama (U)	L, 2-4
Cumberland (Tenn.) (U)	W, 3-2
Lipscomb (U)	W, 4-1
Lipscomb (U)	L, 2-4
Bethel (Tenn.) (U)	L, 1-7

1937
RECORD:5-10
COACH: Fred Brown

Cumberland (Tenn.) (U)	L, 3-7
Cumberland (Tenn.) (U)	L, 4-13
Middle Tennessee (U)	L, 1-17
Lipscomb (U)	W, 8-7
Lipscomb (U)	W, 3-1
Middle Tennessee (U)	W, 7-3
Middle Tennessee (U)	L, 5-6
Hopkinsville (U)	L, 3-4
Western Kentucky (U)	L, 2-9
Middle Tennessee (U)	L, 3-7
Western Kentucky (U)	L, 5-8
Cumberland (Tenn.) (U)	L, 4-6
Cumberland (Tenn.) (U)	L, 1-7
Lipscomb (U)	W, 4-1
Lipscomb (U)	W, 9-2

1938
RECORD:2-11
COACH: Fred Brown

Vanderbilt (U)	L, 2-12
Lipscomb (U)	W, 7-3
Lipscomb (U)	L, 1-7
Lipscomb (U)	L, 3-4
Lipscomb (U)	L, 4-5
Nashville Burk (U)	L, 5-6
Middle Tennessee (U)	L, 4-10
Hopkinsville (U)	L, 0-10
Tennessee Tech (U)	L, 2-7
Western Kentucky (U)	L, 8-10
Middle Tennessee (U)	L, 1-5
Tennessee Tech (U)	L, 3-11
Western Kentucky (U)	W, 9-3

1939
RECORD:2-7
COACH: Fred Brown

Tennessee Tech (U)	L, 5-10
Western Kentucky (U)	L, 1-3
Lipscomb (U)	L, 0-8
DuPont Independents (U)	L, 1-10
Lipscomb (U)	L, 4-5
Western Kentucky (U)	W, 12-9
Middle Tennessee (U)	L, 4-11
Tennessee Tech (U)	L, 5-12
Middle Tennessee (U)	W, 12-8

1940-47
WORLD WAR II

1948
RECORD: 4-8
COACH: Leon Sandifer

Lipscomb (U)	L, 4-7
Murray State (U)	L, 2-8
Bethel (Tenn.) (U)	W, 16-8
Western Kentucky (U)	L, 12-17
Murray State (U)	L, 4-6
Tennessee Tech (U)	L, 1-14
Cumberland (Tenn.) (U)	L, 1-2
Middle Tennessee (U)	W, 9-4
Tennessee Tech (U)	L, 2-7
Western Kentucky (U)	L, 5-10
Bethel (Tenn.) (U)	W, 7-3
Lipscomb (U)	W, 8-6

1949
RECORD: 5-5
COACH: Leon Sandifer

Murray State (U)	L, 1-13
Cumberland (Tenn.) (U)	W, 10-7
Western Kentucky (U)	L, 1-3
Western Kentucky (U)	L, 4-13
Union (Tenn.) (U)	W, 13-11
Lipscomb (U)	L, 6-7
Cumberland (Tenn.) (U)	W, 7-2
Middle Tennessee (U)	W, 2-1
Bethel (Tenn.) (U)	W, 6-3
Lipscomb (U)	L, 0-12

1950
RECORD: 9-3
COACH: Leon Sandifer

Lipscomb (U)	W, 10-4
Western Kentucky (U)	L, 2-4
Bethel (Tenn.) (U)	W, 11-1
Union (Tenn.) (U)	W, 4-1
Western Kentucky (U)	W, 4-2
Bethel (Tenn.) (U)	W, 13-3
Union (Tenn.) (U)	W, 11-6
Middle Tennessee (U)	L, 3-7
Murray State (U)	W, 13-3
Murray State (U)	W, 5-3
Middle Tennessee (U)	L, 4-16
Lipscomb (U)	W, 6-5

1951
RECORD:6-8
COACH: Don Gray

Murray State (U)	L, 10-11
Union (Tenn.) (U)	W, 9-3
Western Kentucky (U)	W, 7-3
Lipscomb (U)	L, 7-12
North Alabama (U)	L, 2-6
Tennessee Tech (U)	L, 14-17
Western Kentucky (U)	W, 24-11
Lipscomb (U)	W, 16-11
Union (Tenn.) (U)	W, 4-3
Murray State (U)	L, 7-8
Middle Tennessee (U)	L, 4-8
Middle Tennessee (U)	L, 8-18
Tennessee Tech (U)	L, 12-28
North Alabama (U)	W, 4-3

1952
NO BASEBALL

1953
RECORD:8-3
COACH: Don Gray

North Alabama (U)	L, 1-9
George Peabody (U)	L, 5-6
Bethel (Tenn.) (U)	W, 9-0
Clarksville Navy (U)	W, 7-0
Murray State (U)	W, 6-4
Murray State (U)	L, 3-5
Bethel (Tenn.) (U)	W, 9-0
North Alabama (U)	W, 9-0
Clarksville Navy (U)	W, 10-3
Union (Tenn.) (U)	W, 12-0
Union (Tenn.) (U)	W, 2-0

1954
RECORD: 9-4
COACH: Don Gray

Union (Tenn.) (U)	W, 9-5
Belmont (U)	W, 18-0
Middle Tennessee (U)	L, 7-11
Middle Tennessee (U)	L, 7-14
Lipscomb (U)	W, 14-11
Union (Tenn.) (U)	W, 7-3
Belmont (U)	W, 14-5
Clarksville Navy (U)	L, 6-18
Bethel (Tenn.) (U)	W, 12-3
Murray State (U)	W, 8-5
North Alabama (U)	L, 4-9
Murray State (U)	W, 12-7
Lipscomb (U)	W, 12-11

1955
RECORD: 8-8
COACH: Leon Sandifer

Tennessee Tech (U)	L, 2-15
Tennessee Tech (U)	L, 3-10
Bethel (Tenn.) (U)	L, 6-10
North Alabama (U)	L, 5-8
Union (Tenn.) (U)	L, 8-10
Belmont (U)	L, 2-7
Lipscomb (U)	L, 2-10
Middle Tennessee (U)	L, 4-7
Middle Tennessee (U)	W, 14-5
Bethel (Tenn.) (U)	W, 6-5
Murray State (U)	W, 19-7
North Alabama (U)	W, 2-0
Belmont (U)	W, 18-3
Lipscomb (U)	W, 6-5
Union (Tenn.) (U)	W, 2-1
Murray State (U)	W, 7-5

1956
RECORD: 9-7
COACH: Leon Sandifer

VSAC Western Division Champions

Bethel (Tenn.) (U)	W, 19-4
Union (Tenn.) (U)	L, 6-12
Tennessee Tech (U)	L, 6-7
Middle Tennessee (U)	W, 4-1
Bethel (Tenn.) (U)	W, 20-2
Belmont (U)	W, 18-4
North Alabama (U)	L, 5-7
North Alabama (U)	W, 7-5
Tennessee Tech (U)	L, 8-15
Belmont (U)	W, 11-5
Murray State (U)	L, 8-12
Middle Tennessee (U)	W, 9-6
Union (Tenn.) (U)	W, 7-6
Murray State (U)	W, 7-5
VSAC Playoffs • Harrogate, Tenn.	
Lincoln Memorial (A)	L, 7-38
Lincoln Memorial (A)	L, 2-4

1957
RECORD: 6-10
COACH: Leon Sandifer

Bethel (Tenn.) (U)	W, 7-6
Union (Tenn.) (U)	W, 16-4
Belmont (U)	L, 5-10
Middle Tennessee (U)	L, 9-13
McKendree (U)	L, 4-7
Belmont (U)	W, 8-7
Bethel (Tenn.) (U)	L, 6-8
Murray State (U)	L, 3-13
Union (Tenn.) (U)	L, 5-12

North Alabama (U)	L, 3-5
Middle Tennessee (U)	L, 0-6
Lipscomb (U)	L, 4-5
North Alabama (U)	W, 13-10
Western Kentucky (U)	W, 5-4
Murray State (U)	W, 3-1
Lipscomb (U)	L, 6-7

1958

RECORD: 10-2
COACH: Leon Sandifer

VSAC Western Division Champions

Tennessee Tech (U)	W, 5-0
Belmont (U)	W, 16-7
Middle Tennessee (U)	W, 6-1
Vanderbilt (U)	W, 10-6
Bethel (Tenn.) (U)	W, 12-3
Belmont (U)	W, 5-4
Lipscomb (U)	W, 3-0
Union (Tenn.) (U)	W, 6-3
Union (Tenn.) (U)	W, 8-0
VSAC Playoffs • Jefferson City, Tenn.	
Carson-Newman (A)	W, 6-5
Carson-Newman (A)	L, 2-9
Carson-Newman (A)	L, 0-2

1959

RECORD: 5-8
COACH: Leon Sandifer

Middle Tennessee (U)	L, 3-10
North Alabama (U)	L, 2-8
Bethel (Tenn.) (U)	W, 9-8
Belmont (U)	L, 9-10
Middle Tennessee (U)	W, 9-5
Bethel (Tenn.) (U)	W, 12-9
Lipscomb (U)	L, 3-23
Union (Tenn.) (U)	L, 1-4
Western Kentucky (U)	L, 8-17
Union (Tenn.) (U)	L, 3-7
North Alabama (U)	W, 10-9
Western Kentucky (U)	L, 5-6
Belmont (U)	W, 9-0

1960

RECORD: 9-8
COACH: Leon Sandifer

Middle Tennessee (U)	W, 16-15
North Alabama (U)	W, 3-2
Tennessee-Martin (U)	W, 12-9
Belmont (U)	W, 6-1
Central Michigan (U)	W, 10-5
Lipscomb (U)	L, 3-9
Illinois-Chicago (U)	L, 2-5
Belmont (U)	W, 14-5
Notre Dame (U)	W, 6-4
Tennessee-Martin (U)	W, 10-5
Union (Tenn.) (U)	L, 8-12
Middle Tennessee (U)	L, 3-4
Bethel (Tenn.) (U)	L, 7-10
North Alabama (U)	L, 2-3
Western Kentucky (U)	W, 9-1
Union (Tenn.) (U)	L, 6-12
Lipscomb (U)	L, 3-5

1961

RECORD: 11-4
COACH: Leon Sandifer

Central Michigan (U)	L, 2-13
North Alabama (U)	L, 2-3
Belmont (U)	L, 2-10
North Alabama (U)	W, 7-5
Tennessee-Martin (U)	W, 13-5
Western Kentucky (U)	W, 8-5
Bethel (Tenn.) (U)	W, 2-1
Lipscomb (U)	W, 4-3
Middle Tennessee (U)	W, 17-5
Western Kentucky (U)	W, 17-8
Union (Tenn.) (U)	W, 11-8
Belmont (U)	W, 6-5
Bethel (Tenn.) (U)	L, 2-4
Union (Tenn.) (U)	W, 6-3
Tennessee-Martin (U)	W, 7-4

1962

RECORD:13-6
COACH: Leon Sandifer

NCAA College Division
Midwest Regional Champions

4/9	Belmont (A)	W, 9-2
4/10	Bethel (Tenn.) (A)	L, 7-10
4/14	Tennessee-Martin (H)	W, 6-2
4/16	Wittenberg (H)	L, 1-8
4/18	Western Kentucky (H)	W, 7-6
4/21	Union (Tenn.) (H)	L, 5-11
4/24	North Alabama (H)	W, 11-3
4/26	Belmont (H)	W, 7-6
4/28	Union (Tenn.) (A)	L, 9-10
4/30	North Alabama (A)	W, 9-3
5/2	Middle Tennessee (H)	L, 3-13
	Bethel (Tenn.) (H)	W, 3-1
5/5	Lipscomb (A)	W, 10-1
5/9	Tennessee-Martin (A)	L, 2-6
5/12	Lipscomb (H)	W, 10-1
5/14	Middle Tennessee (A)	W, 3-1
NCAA Regionals		
	Southeast Missouri (N)	W, 2-1
	Central Missouri (N)	W, 6-1
	Central Missouri (N)	W, 9-4

1963

RECORD: 7-6, 4-4 OVC (2nd-W)
COACH: Leon Sandifer

4/2	• Murray State (A)	L, 1-2
4/2	• Murray State (A)	L, 0-2
4/5	• Middle Tennessee (H)	W, 4-2
4/5	• Middle Tennessee (H)	W, 8-7
4/9	Belmont (H)	W, 8-5
4/15	• Murray State (H)	L, 0-3
4/15	• Murray State (H)	L, 2-9
4/22	• Middle Tennessee (A)	W, 6-2
4/22	• Middle Tennessee (A)	W, 10-3
4/25	Belmont (A)	L, 1-2
4/27	Lipscomb (H)	W, 11-9
5/4	Tennessee-Martin (H)	W, 5-2
5/4	Tennessee-Martin (H)	L, 5-6

1964

RECORD: 6-13, 4-8 OVC (4th-W)
COACH: Leon Sandifer

3/27	Purdue (H)	L, 0-7
3/28	Purdue (H)	L, 3-5
3/31	• Murray State (A)	L, 1-2
3/31	• Murray State (A)	W, 5-3
4/9	Belmont (H)	W, 15-1
4/14	Lipscomb (H)	L, 0-6
4/18	• Middle Tennessee (A)	L, 0-9
4/18	• Middle Tennessee (A)	L, 0-6
	• Middle Tennessee (H)	W, 6-3
	• Middle Tennessee (H)	L, 5-7
	• Murray State (H)	W, 7-2
	• Murray State (H)	W, 2-0
4/25	• Western Kentucky (H)	L, 4-5
4/25	• Western Kentucky (H)	L, 1-3
	Lipscomb (U)	L, 4-5
5/7	• Western Kentucky (A)	L, 7-8
5/7	• Western Kentucky (A)	L, 0-14
5/11	Tennessee Tech (H)	W, 2-1
5/11	Tennessee Tech (H)	L, 0-8

1965

RECORD:5-12, 4-8 OVC
COACH: Leon Sandifer

4/5	Lipscomb (A)	L, 7-10
4/9	• Middle Tennessee (A)	L, 6-7
4/9	• Middle Tennessee (A)	L, 5-8
4/14	• Western Kentucky (A)	L, 0-2
4/14	• Western Kentucky (A)	L, 3-5
4/19	• Murray State (A)	L, 0-1
4/19	• Murray State (A)	L, 0-17
4/24	• Western Kentucky (H)	W, 4-2
4/24	• Western Kentucky (H)	W, 10-7
4/26	Tennessee-Martin (H)	W, 7-0
4/28	• Middle Tennessee (H)	L, 1-7
4/28	• Middle Tennessee (H)	W, 6-3
5/4	• Murray State (H)	L, 0-5
5/4	• Murray State (H)	W, 6-5
	Belmont (U)	L, 3-5
	Belmont (U)	L, 5-7
5/8	Tennessee-Martin (A)	L, 6-13

1966

RECORD:8-7, 5-4 OVC (2nd-W)
COACH: Leon Sandifer

4/4	Wittenberg (H)	W, 8-7
4/9	Bethel (Minn.) (H)	W, 12-3
4/9	Bethel (Minn.) (H)	W, 14-1
4/15	• Murray State (A)	L, 0-3
4/15	• Murray State (A)	W, 5-2
4/16	Lipscomb (A)	L, 1-3
4/23	• Middle Tennessee (H)	W, 7-6
4/23	• Middle Tennessee (H)	W, 4-3
5/2	• Middle Tennessee (A)	L, 1-4
	Lipscomb (H)	L, 6-16
	Lipscomb (H)	L, 2-3
5/7	• Western Kentucky (H)	L, 4-5
5/7	• Western Kentucky (H)	W, 11-2
5/10	• Western Kentucky (A)	L, 0-7
5/10	• Western Kentucky (A)	W, 3-1

1967

5-13, 3-9 OVC (4th-W)
COACH: Leon Sandifer

4/1	Bethel (Tenn.) (H)	W, 8-6
4/1	Bethel (Tenn.) (H)	L, 1-5
4/5	Tennessee-Martin (H)	L, 8-9
4/10	• Middle Tennessee (A)	W, 6-4
4/10	• Middle Tennessee (A)	L, 1-6
4/13	• Murray State (H)	L, 3-11
4/13	• Murray State (H)	L, 4-23
4/17	• Western Kentucky (A)	L, 6-14
4/17	• Western Kentucky (A)	L, 1-2
4/20	• Murray State (A)	L, 0-6
4/20	• Murray State (A)	L, 0-11
5/3	• Middle Tennessee (H)	L, 0-2
5/3	• Middle Tennessee (H)	W, 6-4
5/6	• Western Kentucky (H)	L, 3-4
5/6	• Western Kentucky (H)	W, 6-5
5/10	Tennessee Tech (A)	L, 3-6
5/10	Tennessee Tech (A)	L, 0-5
	Tennessee-Martin (A)	W, 4-2

1968

6-14, 1-7 OVC (4th-W)
COACH: Leon Sandifer

3/25	Belmont (H)	W, 6-5
3/27	Belmont (A)	W, 6-2
3/30	Lipscomb (A)	L, 2-7
3/30	Lipscomb (A)	W, 9-5
	Lipscomb (H)	L, 5-10
	Lipscomb (H)	W, 9-3
4/2	• Western Kentucky (H)	L, 3-5
4/2	• Western Kentucky (H)	L, 0-4
4/4	• Middle Tennessee (A)	L, 0-7
4/4	• Middle Tennessee (A)	L, 2-7
4/6	Bethel (Tenn.) (H)	W, 8-7
4/6	Bethel (Tenn.) (H)	L, 1-4
	• Murray State (H)	L, 5-6
	• Murray State (H)	L, 5-11
	Tennessee-Martin (U)	L, 3-5
	Tennessee-Martin (U)	L, 4-5
	• Western Kentucky (A)	L, 0-2
	• Western Kentucky (A)	W, 7-6
5/10	• Murray State (A)	L, 3-7
5/10	• Murray State (A)	L, 4-6

1969

RECORD: 7-12, 1-9 OVC (4th-W)
COACH: Leon Sandifer

Central Michigan (U)	W, 6-4
Central Michigan (U)	L, 2-4
Central Michigan (U)	L, 3-11
• Murray State (U)	L, 1-2
Lipscomb (U)	L, 7-8
Lipscomb (U)	W, 10-8
• Western Kentucky (U)	L, 5-9
• Western Kentucky (U)	L, 2-6
• Western Kentucky (U)	L, 1-9
• Western Kentucky (U)	L, 4-11
• Tennessee-Martin (U)	W, 8-6
• Tennessee-Martin (U)	W, 17-5
• Middle Tennessee (U)	L, 9-11
• Middle Tennessee (U)	W, 6-5
• Murray State (U)	L, 2-3
• Murray State (U)	L, 0-1
• Middle Tennessee (U)	L, 4-8
Lipscomb (U)	W, 3-1
Lipscomb (U)	W, 8-2

1970

RECORD:15-20, 2-8 OVC (4th-W)
COACH: Tom Wonderling

3/13	Birmingham-Southern (A)	L, 1-2
3/14	Pensacola Navy (A)	W, 4-2
3/15	Pensacola Navy (A)	W, 10-3
3/16	Spring Hill (A)	L, 5-7
3/23	Calvin College (H)	W, 6-4
3/23	Calvin College (H)	W, 5-4
3/24	Calvin College (H)	W, 4-3
3/24	Calvin College (H)	L, 1-4
3/27	Wooster (H)	W, 2-0
3/27	Wooster (H)	W, 1-0
3/28	Wooster (H)	W, 2-0
3/28	Wooster (H)	W, 2-1
4/3	Quincy College (H)	W, 3-2
4/3	Quincy College (H)	L, 4-5
4/6	• Middle Tennessee (H)	L, 0-7
4/6	• Middle Tennessee (H)	L, 0-2
4/10	Lipscomb (A)	L, 2-9
4/10	Lipscomb (A)	L, 3-8
4/11	Tennessee-Martin (A)	W, 2-1
4/11	Tennessee-Martin (A)	W, 3-0
4/14	Tennessee State (A)	L, 3-4
4/16	Tennessee Tech (H)	L, 6-7
4/16	Tennessee Tech (H)	W, 2-0
4/18	• Murray State (H)	L, 0-2

1962 GOVERNORS

13-6 OVERALL, 6-4 VSAC
NCAA College Division
Midwest Region Champion

Roster: Jim Beshears, Ronnie Bibb, Ken Connelly, Mike Procter, Doug Stamper, Robert Gaines, David Mason, Smith Chastain, Ronnie Duff, Walt Celusta, Rupert Baker, John Briggeman, Jimmy Darke, Joe Allen, David Chesney, Joe Covington, Bob DeMier, Larry Hunter, Elliott Kemp, Henny Murrey, Rodney Rogers, Pete Schmittou, Ronnie McKinney, Frank Nappi, James Shoemaker, Jackie Winders, Richard Moore, Claude Clements, Jerry Cotter, Johnny Gilson, Riley Holliday, Clyde Lile, Larry Seay, Richard Sullivan, head coach Leon Sandifer. *No team photo available.*

4/18	• Murray State (H)	L, 2-5
	Lipscomb (U)	L, 3-7
	Lipscomb (U)	L, 3-6
4/27	• Western Kentucky (H)	L, 2-6
4/27	• Western Kentucky (H)	W, 2-1
5/4	• Western Kentucky (A)	L, 1-4
5/4	• Western Kentucky (A)	W, 11-5
5/7	• Murray State (A)	L, 0-3
5/7	• Murray State (A)	L, 0-6
5/9	Tennessee-Martin (H)	L, 4-8
5/9	Tennessee-Martin (H)	L, 3-8

1971

RECORD: 38-12, 3-1 OVC (1st-DI)
COACH: Tom Wonderling

OVC Champions

3/12	West Georgia (A)	L, 1-3
3/13	St. Leo (A)	W, 5-3
3/14	St. Leo (A)	L, 4-5
3/15	Tampa (A)	W, 6-1
3/16	Central Michigan (N)	W, 4-3
3/17	Columbus State (A)	W, 4-2
3/18	Columbus State (A)	L, 4-6
3/18	Columbus State (A)	W, 21-1
3/22	Calvin College (H)	W, 7-1
3/22	Calvin College (H)	L, 2-3
3/23	Calvin College (H)	L, 2-3
3/23	Calvin College (H)	W, 2-1
3/27	Benedictine (Ill.) (H)	W, 5-0
3/27	Benedictine (Ill.) (H)	W, 9-1
3/31	Western Kentucky (A)	L, 2-4
3/31	Western Kentucky (A)	W, 1-0
4/3	Millikin (H)	W, 6-0
4/3	Millikin (H)	W, 6-1
4/4	Millikin (H)	W, 9-5
4/4	Millikin (H)	W, 4-0
4/5	Capital (Ohio) (H)	W, 1-0
4/5	Capital (Ohio) (H)	W, 6-2
4/7	Wisconsin-LaCrosse (H)	W, 6-5
4/7	Wisconsin-LaCrosse (H)	W, 2-1
4/8	Wisconsin-Platteville (H)	W, 2-0
4/8	Wisconsin-Platteville (H)	W, 8-7
Mid-South Classic • Clarksville, Tenn.		
4/10	Bradley (H)	L, 2-3
4/10	Tennessee Tech (H)	L, 4-5
4/11	Bradley (H)	[F] W, 9-0
4/12	Quincy College (H)	W, 5-2
4/12	Quincy College (H)	W, 2-0
4/13	Eastern Michigan (H)	W, 5-2
4/13	Eastern Michigan (H)	W, 4-0
4/15	Middle Tennessee (A)	L, 1-2
4/15	Middle Tennessee (A)	W, 4-3
4/17	Murray State (H)	L, 2-7
4/17	Northwood (Mich.) (H)	W, 7-3
OVC Divisional Playoffs • Clarksville, Tenn.		
4/22	Tennessee Tech (H)	W, 10-3
4/23	Murray State (H)	L, 3-8
4/23	Tennessee Tech (H)	W, 10-5
4/24	Murray State (H)	W, 7-6
4/25	Murray State (H)	W, 10-6
4/26	Vanderbilt (A)	L, 3-7
4/28	Tennessee State (H)	W, 3-2
5/3	Middle Tennessee (H)	W, 4-2
5/3	Middle Tennessee (H)	W, 7-6
OVC Championship		
	East Tennessee (U)	W, 5-0
	East Tennessee (U)	W, 1-0
5/11	Lipscomb (A)	W, 2-1
5/11	Lipscomb (A)	W, 2-0

1972

RECORD: 21-26, No OVC Record
COACH: Tom Wonderling

3/10	Jacksonville (A)	L, 1-10
3/11	St. Leo (A)	W, 9-2
3/12	St. Leo (A)	L, 1-2
3/13	Stetson (A)	W, 9-6
3/14	Stetson (A)	L, 1-6
3/15	Jacksonville (A)	L, 1-8
3/16	Auburn (A)	L, 5-16
3/16	Auburn (A)	W, 13-4
3/18	Southern Illinois (N)	L, 0-2
3/21	Vanderbilt (A)	L, 6-11
3/23	Western Kentucky (H)	L, 3-4
3/23	Western Kentucky (H)	W, 12-0
3/29	Wisconsin-LaCrosse (H)	L, 1-2
3/29	Wisconsin-LaCrosse (H)	W, 2-1
3/31	Millikin (H)	W, 5-1
3/13	Millikin (H)	W, 3-2
Mid-South Classic • Clarksville, Tenn.		
4/1	Capital (Ohio) (H)	W, 4-0
4/1	Illinois Tech (H)	W, 5-4
4/2	Eastern Michigan (H)	L, 1-4
4/3	Ashland (Ohio) (H)	L, 1-5
4/6	Southern Illinois (A)	L, 1-2
4/6	Southern Illinois (A)	W, 4-3
4/9	Vanderbilt (H)	L, 5-14
4/10	Murray State (A)	L, 3-7
4/10	Murray State (A)	L, 3-4
4/16	Louisville (H)	W, 11-1
4/16	Louisville (H)	W, 5-0
4/17	Western Kentucky (A)	W, 2-0
4/17	Western Kentucky (A)	L, 1-4
	Tennessee Tech (U)	W, 5-1
	Tennessee Tech (U)	L, 2-5
4/18	Middle Tennessee (A)	L, 0-10
4/20	Union (Tenn.) (A)	L, 2-13
4/29	Murray State (H)	W, 8-4
4/30	Tennessee Tech (A)	L, 5-7
4/30	Tennessee Tech (A)	W, 5-4
5/1	Tennessee (A)	L, 1-6
5/1	Tennessee (A)	L, 1-4
	Middle Tennessee (U)	L, 3-8
5/4	Lipscomb (H)	L, 2-8
5/4	Lipscomb (H)	L, 0-8
5/7	Pittsburgh-Johnstown (H)	W, 6-2
5/7	Pittsburgh-Johnstown (H)	W, 5-1
Blue Raider Classic • Murfreesboro, Tenn.		
5/12	Tennessee Tech (N)	W, 3-2
5/13	East Tennessee (N)	W, 6-0
5/14	Middle Tennessee (A)	L, 1-2
5/14	Middle Tennessee (A)	W, 9-0

1973

RECORD:22-24, 5-6 OVC (2nd-W)
COACH: Joe Ellenberg

10/7	• Murray State (A)	L, 2-4
10/7	• Murray State (A)	W, 4-1
10/14	• Middle Tennessee (H)	W, 9-3
10/14	• Middle Tennessee (H)	L, 2-4
10/22	• Western Kentucky (H)	W, 2-1
10/22	• Western Kentucky (H)	L, 2-5
3/9	Vanderbilt (A)	L, 4-19
3/10	Vanderbilt (H)	L, 3-21
3/10	Vanderbilt (H)	L, 1-4
3/15	West Alabama (A)	L, 6-7
3/15	West Alabama (A)	L, 1-4
3/17	Clemson (A)	L, 4-8
3/19	North Alabama (A)	W, 5-4
3/19	North Alabama (A)	L, 1-2
3/21	Christian Brothers (A)	W, 7-6
3/24	Louisville (A)	L, 3-4
3/24	Louisville (A)	L, 6-7
4/1	• Murray State (H)	L, 7-13
4/11	Belmont (A)	W, 4-3
4/11	Belmont (A)	L, 0-2
4/14	• Western Kentucky (A)	W, 3-2
4/14	• Western Kentucky (A)	W, 4-3
	Fisk (U)	W, 11-7
4/17	Wisconsin-LaCrosse (H)	W, 11-3
4/17	Wisconsin-LaCrosse (H)	L, 3-7
4/21	Union (Tenn.) (A)	L, 3-9
4/21	Union (Tenn.) (A)	W, 5-0
4/29	Christian Brothers (H)	W, 12-5
4/30	• Middle Tennessee (A)	L, 1-2
4/30	• Middle Tennessee (A)	L, 1-2
5/1	Tennessee Tech (A)	W, 4-2
5/1	Tennessee Tech (A)	L, 3-4
5/4	Union (Tenn.) (H)	W, 6-3
5/4	Union (Tenn.) (H)	L, 1-7
5/5	Tennessee Tech (H)	W, 5-4
5/5	Tennessee Tech (H)	W, 8-5
5/11	Louisville (H)	W, 3-1
5/11	Louisville (H)	W, 5-3
5/12	Louisville (H)	W, 5-3
5/12	Louisville (H)	W, 7-6
	Lambuth (U)	W, 5-1
	Lambuth (U)	L, 5-11
5/18	SIU Edwardsville (A)	L, 2-6
5/18	SIU Edwardsville (A)	L, 0-2
5/19	SIU Edwardsville (A)	L, 3-8
5/19	SIU Edwardsville (A)	W, 5-0

1974

RECORD: 22-30, 2-8 OVC (4th-W)
COACH: Joe Ellenberg

10/6	• Murray State (H)	L, 1-6
10/6	• Murray State (H)	W, 3-0
10/13	• Middle Tennessee (A)	L, 1-3
10/13	• Middle Tennessee (A)	L, 2-9
10/18	• Western Kentucky (A)	W, 5-3
10/18	• Western Kentucky (A)	L, 3-4
3/16	St. Leo (A)	L, 2-3
3/17	St. Leo (A)	L, 15-16
3/19	Florida Tech (A)	L, 3-8
3/19	Florida Tech (A)	W, 11-4
3/21	Georgia Southern (A)	L, 1-9
3/21	Georgia Southern (A)	L, 0-4
3/22	George Mason (N)	L, 2-3
3/26	Tennessee Tech (H)	W, 3-1
3/26	Tennessee Tech (H)	W, 2-1
3/27	SIU Edwardsville (H)	L, 4-5
3/27	SIU Edwardsville (H)	L, 6-8
3/30	• Murray State (A)	[8] L, 1-2
3/30	• Murray State (A)	[8] L, 6-7
4/1	Belmont (H)	W, 8-2
4/3	Lambuth (A)	W, 10-7
4/3	Lambuth (A)	L, 2-8
4/4	Union (Tenn.) (A)	W, 19-6
4/4	Union (Tenn.) (A)	L, 3-5
4/6	• Middle Tennessee (H)	L, 1-5
4/6	• Middle Tennessee (H)	L, 1-7
4/7	Vanderbilt (H)	W, 5-4
4/7	Vanderbilt (H)	[F] W, 7-0
4/9	Wisconsin-LaCrosse (H)	L, 3-6
4/10	Wisconsin-LaCrosse (H)	W, 9-3
4/10	Wisconsin-LaCrosse (H)	[8] W, 8-7
4/13	• Western Kentucky (H)	W, 15-8
4/13	• Western Kentucky (H)	L, 3-6
4/14	Fisk (H)	W, 12-0
4/17	Quincy College (H)	L, 3-4
4/21	Evansville (H)	W, 5-4
4/23	Lipscomb (A)	L, 0-4
4/23	Lipscomb (A)	L, 0-6
4/25	North Alabama (H)	W, 9-4
4/25	North Alabama (H)	L, 2-4
4/28	Vanderbilt (A)	W, 10-8
4/28	Vanderbilt (A)	L, 0-4
4/30	Fisk (A)	W, 12-4
5/2	Belmont (A)	L, 0-6
5/7	Lipscomb (H)	L, 1-2
5/7	Lipscomb (H)	W, 2-0
5/9	Union (Tenn.) (H)	W, 9-3
5/9	Union (Tenn.) (H)	W, 5-4
5/11	Louisville (H)	W, 6-5
5/11	Louisville (H)	L, 3-5
5/12	Louisville (H)	L, 1-3
5/12	Louisville (H)	L, 0-2

1971 GOVERNORS

38-12 Overall, 3-1 OVC

OVC Regular Season Champion

Front Row (l-r): Jim Dillard, John Nolan, Charlie Sorey, KennyJohnson, Derek Crass, Robby Visitacion, Gene Webb, Steve Summer, Bruce Powerll. **Second Row**: Head coach Tom Wonderling, assistant coach Jerry Burlison, Mike Hendricks, Donnie Harrison, Billy Fireline, Dennis Bunnell, Larry Ward, Andy Bryant, Mike Ramsey, Dwight Haskins, Ed Inman, Tim Burns, J.J. Palko, assistant coach Roger HIll. **Back Row**: Jim Knox Bo Bo Elliott, Dean Boyer, Jim Davis, Larry Beets, Jerry Walsh, Tom Borgman, Dallas Cheesman, Kevin Sipe.

1975

RECORD: 24-18, 5-7 OVC (2nd-W)
COACH: Joe Ellenberg

10/5	• Murray State (A)	L, 3-15
10/5	• Murray State (A)	L, 3-12
10/12	• Middle Tennessee (H)	L, 1-5
10/12	• Middle Tennessee (H)	W, 6-3
10/19	• Western Kentucky (A)	W, 9-2
10/19	• Western Kentucky (A)	L, 3-4
3/5	Lambuth (A)	L, 2-6
3/5	Lambuth (A)	L, 5-6
3/9	Albion (H)	W, 11-2
3/9	Albion (H)	W, 3-0
3/18	Citadel (A)	L, 3-7
3/19	Furman (A)	W, 6-5
3/19	Furman (A)	L, 2-3
3/25	Tennessee Tech (H)	W, 9-6
3/25	Tennessee Tech (H)	W, 5-1
3/26	Tennessee State (A)	L, 9-12
4/1	Wisconsin-LaCrosse (H)	L, 3-4
4/1	Wisconsin-LaCrosse (H)	W, 11-2
4/3	Wisconsin-Whitewater (H)	W, 7-1
4/3	Wisconsin-Whitewater (H)	W, 3-0
4/4	Wisconsin-Whitewater (H)	W, 12-2
4/4	Wisconsin-Whitewater (H)	W, 9-3
4/5	• Middle Tennessee (A)	L, 1-4
4/5	• Middle Tennessee (A)	W, 2-0
4/6	Vanderbilt (H)	L, 1-13
4/6	Vanderbilt (H)	L, 4-13
4/9	Union (Tenn.) (A)	W, 9-5
4/9	Union (Tenn.) (A)	W, 7-6
4/12	• Western Kentucky (A)	W, 10-7
4/12	• Western Kentucky (A)	L, 2-6
4/13	Tennessee State (H)	W, 16-0
4/13	Lipscomb (A)	L, 14-17
4/17	Belmont (H)	W, 10-9
4/19	• Murray State (H)	W, 4-0
4/19	• Murray State (H)	L, 3-6
4/20	Vanderbilt (A)	L, 2-7
4/20	Vanderbilt (A)	W, 6-5
4/23	Belmont (A)	L, 5-6
4/26	Tennessee Tech (A)	W, 2-1
4/26	Tennessee Tech (A)	W, 7-5
4/29	North Alabama (A)	W, 13-4
5/1	Lipscomb (H)	W, 10-9

1976

RECORD:25-15-1, 3-7 OVC (3rd-W)
COACH: Joe Ellenberg

3/3	Lambuth (H)	W, 21-7
3/6	Albion (H)	W, 5-2
3/6	Albion (H)	W, 8-1
3/13	Georgia Southern (A)	W, 5-3
3/13	Georgia Southern (A)	W, 11-6
3/14	Florida Tech (A)	L, 1-3
3/14	Florida Tech (A)	L, 1-2
3/15	Florida Tech (A)	W, 13-3
3/15	Massachusetts-Lowell (N)	W, 11-2
3/16	Tampa (A)	T, 9-9
3/17	South Florida (A)	L, 0-8
3/21	Bellarmine (H)	W, 4-3
3/22	Wisconsin-Eau Claire (H)	W, 8-1
3/22	Wisconsin-Eau Claire (H)	W, 11-2
3/23	Tennessee Tech (A)	L, 0-1
3/23	Tennessee Tech (A)	W, 6-1
3/25	Wisconsin-Eau Claire (H)	W, 5-1
3/25	Wisconsin-Eau Claire (H)	W, 27-5
3/28	Vanderbilt (A)	L, 6-7
3/31	Wisconsin-Parkside (H)	W, 4-0
3/31	Wisconsin-Parkside (H)	W, 8-5
4/3	• Middle Tennessee (A)	L, 6-21
4/3	• Middle Tennessee (A)	L, 2-3
4/5	Belmont (A)	W, 11-3
4/7	• Murray State (H)	W, 6-2
4/7	• Murray State (H)	W, 5-3
4/10	• Murray State (A)	L, 8-12
4/10	• Murray State (A)	L, 5-9
4/12	Union (Tenn.) (H)	W, 11-1
4/12	Union (Tenn.) (H)	W, 8-0
4/14	• Western Kentucky (H)	L, 4-6
4/14	• Western Kentucky (H)	[F] L, 0-7
4/17	• Middle Tennessee (H)	L, 4-9
4/17	• Middle Tennessee (H)	W, 6-3
4/18	Vanderbilt (H)	L, 4-15
4/21	Belmont (H)	L, 2-5
4/22	Lipscomb (H)	W, 1-0
4/29	SIU Edwardsville (A)	W, 8-5
4/30	Missouri-St. Louis (N)	L, 2-3
5/1	Southwest Missouri (N)	W, 18-1
5/2	Wright State (N)	W, 12-2

1977

RECORD: 27-17-1, 7-5 OVC West
COACH: Joe Ellenberg

3/5	Albion (H)	W, 2-1
3/5	Albion (H)	L, 5-8
3/6	Southern Illinois (H)	L, 1-3
3/6	Southern Illinois (H)	L, 0-3
3/11	Georgia Southern (A)	W, 1-0
3/12	Georgia Southern (A)	W, 8-3
3/12	Georgia Southern (A)	T, 2-2
Gulf Coast Tournament • Panama City, Fla.		
3/14	Olivet (N)	L, 2-10
3/15	Marietta (N)	W, 10-8
3/15	Marietta (N)	W, 6-2
3/16	Morehead State (N)	W, 7-1
3/17	Auburn (A)	L, 5-6
3/18	Troy State (A)	L, 2-6
3/20	Mercyhurst (H)	W, 7-0
3/20	Mercyhurst (H)	W, 6-2
3/22	Vanderbilt (H)	L, 2-9
3/23	Tennessee Tech (H)	W, 5-3
3/23	Tennessee Tech (H)	W, 5-0
3/26	• Western Kentucky (H)	W, 5-0
3/26	• Western Kentucky (H)	L, 4-7
3/29	Tennessee (A)	L, 2-3
3/29	Tennessee (A)	L, 1-3
4/1	Greenville (H)	W, 15-13
4/2	• Middle Tennessee (H)	W, 9-4
4/7	Wisconsin-Eau Claire (H)	L, 0-8
4/7	Wisconsin-Eau Claire (H)	W, 4-2
4/9	• Murray State (U)	W, 7-5
4/9	• Murray State (U)	W, 9-1
4/10	• Murray State (U)	W, 6-0
4/10	• Murray State (U)	L, 2-6
4/11	Belmont (H)	W, 9-5
4/12	Temple (U)	W, 13-0
4/13	• Western Kentucky (A)	L, 2-5
4/13	• Western Kentucky (A)	W, 3-1
4/16	• Middle Tennessee (A)	W, 3-0
4/16	• Middle Tennessee (A)	L, 3-9
4/18	Belmont (A)	W, 7-3
4/20	• Middle Tennessee (H)	L, 4-7
4/25	Vanderbilt (A)	W, 7-0
4/27	Tennessee-Martin (H)	W, 6-1
4/28	Greenville (U)	W, 9-5
Cougar Invitational • Edwardsville, Ill.		
4/29	Missouri-St. Louis (N)	L, 1-2
4/30	SIU Edwardsville (A)	L, 0-8
5/1	St. Joseph (Ind.) (N)	W, 10-3
5/3	Lipscomb (H)	W, 5-2

1978

RECORD: 16-19-2, 5-6-1 OVC West
COACH: Joe Ellenberg

Gulf Coast Tournament • Panama City, Fla.		
3/19	Auburn (N)	L, 9-14
3/19	Marietta (N)	W, 6-4
3/20	Monmouth (N)	W, 7-1
3/20	Brooklyn (N)	L, 3-4
3/21	Otterbein (N)	L, 4-8
3/21	Otterbein (N)	W, 14-2
3/22	Dayton (N)	L, 2-12
3/22	Wright State (N)	W, 5-2
3/26	Eastern Illinois (H)	L, 2-4
3/26	Eastern Illinois (H)	L, 1-3
3/29	Wisconsin-Whitewater (H)	L, 5-7
3/29	Wisconsin-Whitewater (H)	W, 4-0
3/30	St. Mary's (Ind.) (H)	L, 5-6
4/1	• Middle Tennessee (A)	W, 4-3
4/1	• Middle Tennessee (A)	L, 3-14
4/3	Lipscomb (H)	L, 11-20
4/5	• Murray State (H)	L, 5-9
4/5	• Murray State (H)	L, 3-4
4/6	Belmont (A)	L, 7-11
4/8	• Murray State (A)	L, 1-7
4/8	• Murray State (A)	W, 8-6
4/12	• Western Kentucky (H)	W, 10-7
4/12	• Western Kentucky (H)	L, 3-7
4/13	Tennessee State (A)	W, 18-7
4/15	• Middle Tennessee (H)	L, 4-7
4/15	• Middle Tennessee (H)	W, 8-1
4/19	• Western Kentucky (A)	W, 2-0
4/19	• Western Kentucky (A)	T, 2-2
4/22	Tennessee Tech (H)	W, 3-2
4/22	Tennessee Tech (H)	W, 8-3
4/24	Tennessee (A)	W, 6-4
4/24	Tennessee (A)	L, 1-6
4/25	Tennessee Tech (A)	T, 5-5
4/26	Belmont (H)	W, 9-4
4/28	Southern Illinois (A)	L, 1-5
4/29	Southern Illinois (A)	L, 0-3
4/29	Southern Illinois (A)	W, 4-3

1979

RECORD:23-24, 11-6 OVC
COACH: Joe Ellenberg

3/3	Trevecca (H)	L, 2-4
3/3	Trevecca (H)	W, 12-2
3/7	Memphis (A)	L, 2-6
3/7	Memphis (A)	W, 4-3
3/10	Alabama-Birmingham (A)	W, 15-4
3/10	Alabama-Birmingham (A)	L, 5-7
3/11	Tennessee State (H)	L, 12-16
3/16	Florida State (A)	L, 2-4
3/16	Florida State (A)	L, 0-12
Gulf Coast Tournament • Panama City, Fla.		
3/18	Marietta (N)	L, 2-8
3/18	Monmouth (N)	W, 2-1
3/19	Cincinatti (N)	W, 3-2
3/19	Otterbein (N)	W, 7-3
3/20	Brooklyn (N)	W, 12-0
3/20	Lincoln (Pa.) (N)	W, 14-2
3/21	Wright State (N)	W, 10-1
3/21	Cincinatti (N)	L, 3-8
3/22	Auburn (A)	L, 1-6
3/27	Eastern Illinois (H)	W, 5-1
3/27	Eastern Illinois (H)	L, 9-10
3/29	Ferris State (H)	L, 8-11
4/3	Vanderbilt (H)	L, 2-4
4/4	• Murray State (A)	L, 5-9
4/8	• Western Kentucky (H)	W, 3-2
4/9	Belmont (A)	L, 2-8
4/11	• Middle Tennessee (A)	L, 3-4
4/11	• Middle Tennessee (A)	W, 7-5
4/14	• Morehead State (A)	W, 6-3
4/14	• Morehead State (A)	L, 4-16
4/15	• Eastern Kentucky (A)	W, 11-6
4/15	• Eastern Kentucky (A)	L, 10-11
4/18	• Murray State (H)	W, 4-3
4/18	• Murray State (H)	L, 8-10
4/17	Belmont (H)	W, 9-5
4/19	Tennessee State (A)	W, 5-4
4/20	Lipscomb (A)	L, 4-19
4/21	Tennessee (A)	L, 2-4
4/22	• Tennessee Tech (A)	W, 7-1
4/22	• Tennessee Tech (A)	W, 7-5
4/25	• Western Kentucky (A)	L, 1-7
4/25	• Western Kentucky (A)	W, 4-3
4/28	• Tennessee Tech (H)	W, 8-0
4/28	• Tennessee Tech (H)	W, 8-3
4/29	• Middle Tennessee (H)	W, 1-0
4/29	• Middle Tennessee (H)	L, 1-6
4/30	Vanderbilt (A)	L, 9-11
OVC Tournament • Morehead, Ky.		
5/5	Murray State (N)	L, 2-6

1980

16-25, 4-9 OVC
COACH: Joe Ellenberg

3/8	Alabama-Birmingham (A)	W, 7-1
3/8	Alabama-Birmingham (A)	L, 3-4
3/9	Alabama-Birmingham (A)	W, 3-1
3/14	Valdosta State (A)	L, 6-7
3/15	Stetson (A)	L, 4-14
3/17	Tennessee Wesleyan (N)	L, 3-6
3/17	Central Florida (A)	W, 8-3
3/18	Central Florida (A)	L, 3-6
3/19	Tennessee Wesleyan (N)	L, 5-6
3/19	Florida (A)	W, 9-6
3/20	Kentucky (N)	L, 5-13
3/20	Florida (A)	L, 5-15
3/23	Memphis (H)	L, 5-6
3/23	Memphis (H)	W, 9-5
3/25	Evansville (H)	W, 6-3
3/26	Lipscomb (A)	W, 13-5
3/26	Lipscomb (A)	L, 2-6
	Indiana-Southeast (U)	L, 0-5
	Indiana-Southeast (U)	W, 8-3
4/6	• Western Kentucky (H)	L, 4-5
4/6	• Western Kentucky (H)	L, 8-9
4/7	Tennessee-Martin (A)	W, 10-5
4/8	Tennessee State (A)	L, 5-7
4/10	• Middle Tennessee (A)	L, 2-3
4/10	• Middle Tennessee (A)	W, 3-2
4/15	Belmont (A)	L, 5-9
4/17	• Murray State (H)	W, 8-3
4/17	• Murray State (H)	L, 4-5
4/19	Vanderbilt (H)	W, 8-4
4/20	• Tennessee Tech (A)	L, 1-3
4/20	• Tennessee Tech (A)	L, 5-6
4/21	Tennessee (A)	L, 6-17
4/24	• Western Kentucky (A)	L, 3-5
4/24	• Western Kentucky (A)	L, 1-16
4/26	• Tennessee Tech (H)	W, 4-3
4/27	• Middle Tennessee (H)	W, 13-5
4/27	• Middle Tennessee (H)	L, 5-6
4/28	Vanderbilt (A)	W, 13-8
5/10	Southern Illinois (A)	L, 3-17
5/11	Southern Illinois (A)	W, 2-0
5/11	Southern Illinois (A)	L, 2-11

1981

RECORD: 25-23, 0-12 OVC South
COACH: Joe Baxter

3/3	Memphis (A)	L, 0-1
3/3	Memphis (A)	L, 2-6
3/7	Alabama-Birmingham (A)	L, 1-14
3/7	Alabama-Birmingham (A)	L, 0-2
3/8	Alabama-Birmingham (A)	L, 4-5
3/13	Furman (A)	W, 7-3
3/14	Furman (A)	W, 16-7
3/15	South Carolina (A)	L, 0-4
3/16	Francis Marion (A)	W, 8-3
3/18	Coastal Carolina (A)	L, 5-15
3/18	Coastal Carolina (A)	W, 6-3
3/19	Coastal Carolina (A)	L, 6-12
3/20	Tennessee (N)	[F] W, 10-8
3/23	Evansville (H)	[F] W, 6-2
3/24	Vanderbilt (H)	[F] W, 7-5
3/25	Lipscomb (A)	L, 5-8
3/26	George Williams (H)	[F] W, 4-0
3/26	George Williams (H)	[F] W, 4-3
3/28	North Alabama (H)	[F] W, 8-4
3/28	North Alabama (H)	[F] W, 16-8
3/29	Western Kentucky (A)	[F] W, 9-1
3/30	Bradley (H)	L, 2-5
3/30	Bradley (H)	[F] W, 9-7
3/31	Tennessee State (A)	L, 5-10
4/2	Belmont (H*)	[F] W, 12-10
4/5	• Murray State (A)	L, 3-4
4/5	• Murray State (A)	[F] W, 4-1
4/7	Tennessee-Martin (A)	L, 3-8
4/9	• Middle Tennessee (H)	[F] W, 7-5
4/9	• Middle Tennessee (H)	L, 1-10
4/11	• Tennessee Tech (H)	[F] W, 4-1
4/11	• Tennessee Tech (H)	[F] W, 12-4
4/13	Tennessee State (H)	[F] W, 10-4

4/14	Tennessee-Martin (H*)	[F] W, 9-7
4/16	• Tennessee Tech (A)	[F] W, 16-3
4/16	• Tennessee Tech (A)	L, 6-7
4/18	• Middle Tennessee (A)	L, 2-3
4/18	• Middle Tennessee (A)	L, 2-3
4/21	Evansville (A)	L, 4-12
4/23	• Murray State (H)	[F] W, 9-6
4/23	• Murray State (H)	[F] W, 4-3
4/25	Lipscomb (A)	[F] W, 9-3
4/27	Belmont (A)	L, 6-7
4/28	Alabama-Birmingham (H)	L, 8-9
OVC Tournament • Bowling Green, Ky.		
4/30	Western Kentucky (A)	[F] W, 12-9
5/1	Middle Tennessee (N)	L, 4-6
5/2	Eastern Kentucky (N)	L, 4-6
5/5	Vanderbilt (A)	L, 6-7

Notes on 1981 season: Austin Peay forfeited 21 wins due to an ineligible player per an OVC ruling following the conclusion of the season. Following the forfeits, APSU was 4-44 and 0-12 in league play. In accordance with NCAA Statistics Policy, APSU's record is unchanged, only its OVC record and finish are modified. Two games were played off campus during the season, the April 2 contest against Belmont was played at Clarksville High School and the April 14 game against Tennessee-Martin was played at Northwest High School.

1982

RECORD: 19-27, 2-14 OVC South
COACH: Joe Baxter

3/2	Trevecca (A)	L, 2-4
Gulf Coast Tournament • Panama City, Fla.		
3/12	Marietta (N)	L, 6-7
3/12	Illinois State (N)	L, 9-11
3/13	Valparaiso (N)	W, 2-1
3/13	Brooklyn (N)	W, 14-9
3/14	Valparaiso (N)	W, 6-5
3/15	West Florida (A)	[F] L, 1-2
3/16	West Florida (A)	[F] L, 6-7
3/17	Troy State (A)	L, 1-7
3/18	Auburn (A)	L, 10-13
3/20	Georgia State (H)	W, 10-9
3/20	Georgia State (H)	L, 8-13
3/21	George Williams (H)	W, 4-3
3/21	George Williams (H)	W, 4-0
3/22	Lipscomb (A)	L, 3-6
3/24	Tennessee State (H)	W, 10-4
3/25	Vanderbilt (H)	L, 1-6
3/27	Bethel (Tenn.) (H)	W, 15-0
3/27	Bethel (Tenn.) (H)	W, 4-0
3/29	Tennessee State (A)	W, 3-2
3/30	Lipscomb (H)	L, 4-13
4/1	Western Kentucky (A)	L, 5-6
4/1	Western Kentucky (A)	L, 3-4
4/4	• Middle Tennessee (H)	L, 1-8
4/4	• Middle Tennessee (H)	L, 1-10
4/10	• Murray State (H)	L, 7-11
4/10	• Murray State (H)	L, 4-5
4/12	Belmont (A)	W, 14-9
4/13	• Murray State (H)	L, 2-6
4/13	• Murray State (H)	L, 1-4
4/14	Indiana-Southeast (A)	W, 5-4
4/14	Indiana-Southeast (A)	W, 4-3
4/15	Belmont (H)	W, 5-4
4/18	Indiana-Southeast (H)	W, 3-2
4/18	Indiana-Southeast (H)	W, 8-1
4/21	• Western Kentucky (H)	L, 0-7
4/21	• Western Kentucky (H)	L, 1-2
4/22	• Middle Tennessee (A)	L, 1-3
4/22	• Middle Tennessee (A)	L, 4-5
4/24	• Tennessee Tech (A)	L, 3-7
4/24	• Tennessee Tech (A)	W, 8-4
4/26	• Tennessee Tech (H)	L, 1-8
4/26	• Tennessee Tech (H)	W, 5-1
4/27	Tennessee-Martin (A)	L, 1-2
4/27	Tennessee-Martin (A)	W, 4-1
5/4	Vanderbilt (A)	L, 3-11

Notes on 1982 season: Austin Peay received two forfeit wins from West Florida after the season's end.

1983

RECORD: 11-29, 1-11 OVC South
COACH: Joe Baxter

3/2	Trevecca (A)	W, 5-3
3/4	Montevallo (A)	L, 0-17
3/6	Alabama-Birmingham (A)	L, 4-9
3/6	Alabama-Birmingham (A)	L, 1-5
3/11	Western Carolina (A)	L, 15-16
3/12	Western Carolina (A)	W, 3-2
3/12	Western Carolina (A)	L, 7-14
3/14	Wofford (A)	L, 2-8
3/14	Wofford (A)	L, 11-13
3/15	Furman (A)	W, 14-8
3/16	Tennessee (A)	L, 0-16
3/17	Tennessee State (A)	W, 7-5
3/19	Trevecca (H)	W, 3-1
3/22	Belmont (H)	L, 2-10
3/23	Memphis (H)	L, 3-4
3/23	Memphis (H)	L, 1-13
3/26	Taylor (Ind.) (H)	L, 0-3
3/28	North Alabama (A)	W, 8-3
3/28	North Alabama (A)	L, 2-7
3/29	Lipscomb (A)	L, 6-11
3/31	Western Kentucky (A)	W, 5-4
4/4	Belmont (A)	W, 6-5
4/11	• Murray State (A)	W, 4-3
4/11	• Murray State (A)	L, 1-4
4/12	Western Kentucky (H)	L, 15-21
4/14	• Middle Tennessee (A)	L, 0-6
4/14	• Middle Tennessee (A)	L, 5-16
4/16	• Tennessee Tech (A)	L, 0-8
4/16	• Tennessee Tech (A)	L, 1-8
4/17	• Tennessee Tech (A)	L, 5-10
4/17	• Tennessee Tech (A)	L, 4-5
4/19	Lipscomb (H)	L, 0-11
4/21	• Murray State (H)	L, 2-8
4/21	• Murray State (H)	L, 2-7
4/25	• Middle Tennessee (H)	L, 1-6
4/25	• Middle Tennessee (H)	L, 3-6
4/26	Tennessee-Martin (H)	W, 5-4
4/26	Tennessee-Martin (H)	W, 6-1
5/6	Memphis (A)	L, 1-13
5/6	Memphis (A)	L, 11-12

1984

RECORD: 18-21-1, 7-4 OVC South
COACH: Joe Baxter

3/2	Belmont (A)	W, 3-1
3/3	Memphis (A)	W, 3-2
3/3	Memphis (A)	L, 2-9
3/11	William Jewell (H)	L, 7-10
3/15	Evansville (H)	L, 7-10
3/16	Alabama-Birmingham (A)	L, 1-8
3/17	Alabama-Birmingham (A)	L, 3-14
Gulf Coast Tournament • Panama City, Fla.		
3/18	Western Illinois (N)	L, 2-4
3/18	Otterbein (N)	L, 2-10
3/19	Brooklyn (N)	W, 8-1
3/19	Maryville (N)	W, 8-5
3/20	Millikin (N)	W, 3-0
3/21	Illinois-Chicago (N)	W, 9-6
3/23	Aurora (H)	W, 4-3
3/23	Aurora (H)	L, 4-7
3/25	Evansville (A)	T, 6-6
3/29	Lipscomb (A)	L, 0-18
3/30	Western Kentucky (H)	W, 2-1
3/31	Cumberland (Tenn.) (H)	W, 9-2
3/31	Cumberland (Tenn.) (H)	L, 2-10
4/4	Vanderbilt (H)	L, 3-8
4/6	Tennessee State (H)	W, 3-2
4/7	Cumberland (Tenn.) (A)	W, 4-2
4/7	Cumberland (Tenn.) (A)	L, 1-2
4/11	Western Kentucky (A)	L, 7-13
4/12	• Murray State (A)	W, 4-1
4/12	• Murray State (A)	L, 4-12
4/14	• Middle Tennessee (A)	W, 9-3
4/14	• Middle Tennessee (A)	W, 4-3
4/19	• Murray State (H)	W, 5-2
4/19	• Murray State (H)	W, 1-0
4/21	• Tennessee Tech (H)	L, 6-11
4/24	• Middle Tennessee (H)	W, 7-4
4/24	• Middle Tennessee (H)	L, 3-7
4/26	• Tennessee Tech (A)	L, 4-9
4/26	• Tennessee Tech (A)	W, 7-5
5/1	Memphis (A)	L, 3-4
5/1	Memphis (A)	L, 2-16
OVC Tournament • Clarksville, Tenn.		
5/14	Morehead State (H)	L, 1-4
5/15	Murray State (H)	L, 3-6

1985

RECORD: 18-30-1, 7-5 OVC South
COACH: Billy Merkel

3/2	Trevecca (H)	W, 8-4
3/3	Valparaiso (H)	L, 1-3
3/5	Belmont (A)	L, 7-9
3/6	Evansville (A)	L, 1-4
3/9	Tennessee-Martin (A)	L, 1-7
3/9	Tennessee-Martin (A)	L, 1-3
Gulf Coast Tournament • Panama City, Fla.		
3/18	Maryville (N)	L, 2-8
3/19	Wright State (N)	W, 12-8
3/19	Wright State (N)	L, 5-7
3/19	Western Illinois (N)	L, 5-13
3/20	Wright State (N)	T, 2-2
3/21	West Florida (A)	L, 2-7
3/21	West Florida (A)	L, 2-5
3/25	Lipscomb (H)	L, 2-6
3/28	Tennessee State (H)	L, 7-9
3/29	Lambuth (H)	W, 12-0
3/30	Cumberland (Tenn.) (A)	L, 2-9
3/30	Cumberland (Tenn.) (A)	L, 1-5
4/1	Lipscomb (A)	L, 9-10
4/3	Western Kentucky (H)	L, 3-5
4/4	Kentucky (A)	L, 4-12
4/5	Eastern Kentucky (A)	W, 12-8
4/8	Belmont (H)	W, 7-2
4/9	Tennessee State (A)	W, 13-1
4/11	• Murray State (H)	L, 5-7
4/11	• Murray State (H)	W, 7-5
4/13	• Middle Tennessee (H)	W, 10-6
4/13	• Middle Tennessee (H)	W, 7-3
4/16	Cumberland (Tenn.) (H)	W, 3-0
4/18	• Murray State (A)	W, 9-3
4/18	• Murray State (A)	L, 8-9
4/20	• Tennessee Tech (A)	L, 1-4
4/20	• Tennessee Tech (A)	W, 9-6
4/21	Kentucky Wesleyan (H)	W, 14-7
4/22	Tennessee Wesleyan (H)	L, 7-8
4/23	• Middle Tennessee (A)	W, 5-4
4/23	• Middle Tennessee (A)	L, 4-8
4/25	• Tennessee Tech (H)	L, 5-7
4/25	• Tennessee Tech (H)	W, 4-2
4/29	Trevecca (A)	L, 5-6
5/1	Vanderbilt (A)	L, 0-3
5/4	Southeast Missouri (H)	W, 4-3
5/4	Southeast Missouri (H)	L, 8-9
5/5	Memphis (H)	L, 0-2
5/5	Memphis (H)	L, 3-4
5/8	Evansville (H)	W, 10-1
OVC Tournament • Morehead, Ky.		
5/13	Morehead State (A)	W, 5-2
5/14	Murray State (N)	L, 4-16
5/15	Eastern Kentucky (N)	L, 2-15

1986

RECORD: 19-34-2, 4-8 OVC South
COACH: Billy Merkel

3/1	Tennessee-Martin (H)	T, 9-9
3/2	Lincoln (Mo.) (H)	W, 13-2
3/2	Lincoln (Mo.) (H)	W, 7-1
3/3	North Alabama (A)	W, 4-3
3/3	North Alabama (A)	L, 1-6
3/5	Evansville (A)	W, 5-4
3/6	Lincoln (Mo.) (H)	L, 9-10
3/8	Cumberland (Tenn.) (A)	L, 2-8
3/8	Cumberland (Tenn.) (A)	W, 7-2
3/9	Memphis (H)	L, 8-13
3/13	Union (Tenn.) (A)	W, 10-9
3/15	Valdosta State (A)	L, 2-15
3/16	Valdosta State (A)	W, 15-8
3/17	South Alabama (A)	L, 1-8
West Florida Tournament • Pensacola, Fla.		
3/18	Spring Hill (N)	L, 4-9
3/18	West Florida (A)	W, 5-4
3/19	West Florida (A)	L, 3-13
3/21	Columbus State (A)	W, 9-8
3/21	Columbus State (A)	L, 7-9
3/25	Tennessee State (H)	W, 17-5
3/26	Missouri-St. Louis (H)	L, 5-10
3/28	Eastern Illinois (H)	L, 7-12
3/28	Eastern Illinois (H)	W, 9-1
3/29	Eastern Kentucky (H)	L, 1-7
3/29	Eastern Kentucky (H)	L, 2-9
3/31	Evansville (H)	L, 15-16
4/1	Lipscomb (H)	T, 6-6
4/2	Trevecca (A)	W, 5-1
4/4	Tennessee State (A)	L, 6-17
4/5	North Alabama (H)	L, 7-10
4/5	North Alabama (H)	W, 12-5
4/6	Tennessee-Martin (A)	L, 5-9
4/7	Lipscomb (A)	L, 8-10
4/10	• Murray State (A)	W, 5-3
4/10	• Murray State (A)	L, 5-9
4/12	• Middle Tennessee (A)	L, 8-9
4/12	• Middle Tennessee (A)	W, 8-7
4/14	Belmont (A)	W, 11-3
4/15	Western Kentucky (H)	W, 6-5
4/17	• Murray State (H)	W, 1-0
4/17	• Murray State (H)	W, 9-3
4/19	• Tennessee Tech (H)	L, 8-9
4/19	• Tennessee Tech (H)	L, 4-13
4/22	• Middle Tennessee (H)	L, 2-7
4/22	• Middle Tennessee (H)	L, 4-13
4/24	• Tennessee Tech (A)	L, 2-7
4/24	• Tennessee Tech (A)	L, 7-8
4/25	Cumberland (Tenn.) (H)	L, 0-17
4/25	Cumberland (Tenn.) (H)	L, 0-7
4/26	Union (Tenn.) (H)	L, 4-19
4/29	Western Kentucky (A)	L, 2-7
4/30	Belmont (H)	L, 9-13
5/1	Vanderbilt (A)	L, 4-8
5/4	Memphis (A)	L, 2-7
5/4	Memphis (A)	L, 4-10

1987

RECORD: 15-32, 6-12 OVC South
COACH: Billy Merkel

3/2	Trevecca (H)	L, 1-5
3/3	Evansville (A)	L, 1-4
3/5	Lipscomb (A)	W, 15-9
3/6	Memphis (H)	L, 14-16
3/12	Christian Brothers (A)	W, 10-5
3/12	West Florida (A)	L, 0-1
3/13	Florida State (A)	L, 3-8
3/14	Florida State (A)	L, 0-15
3/15	Florida State (A)	L, 1-26
3/19	Cumberland (Tenn.) (A)	W, 7-5
3/21	Missouri-St. Louis (H)	L, 6-7
3/21	Missouri-St. Louis (H)	L, 4-6
3/22	Cumberland (Tenn.) (A)	L, 7-8
3/22	Cumberland (Tenn.) (A)	W, 9-4
3/23	Lipscomb (H)	W, 13-2
3/25	Union (Tenn.) (H)	L, 11-15
3/25	Union (Tenn.) (H)	L, 1-2
3/26	Evansville (H)	L, 3-7
3/28	• Tennessee Tech (H)	W, 4-2
3/28	• Tennessee Tech (H)	L, 1-11
3/29	• Tennessee Tech (H)	W, 4-3
4/1	Tennessee-Martin (A)	W, 7-6
4/4	• Middle Tennessee (A)	L, 3-6
4/5	• Middle Tennessee (A)	L, 4-6
4/5	• Middle Tennessee (A)	L, 1-9
4/7	Belmont (A)	W, 9-2
4/8	Tennessee (A)	W, 7-4
4/11	• Murray State (H)	W, 3-2
4/11	• Murray State (H)	W, 4-2
4/12	• Murray State (H)	W, 5-4
4/13	Tennessee State (H)	L, 7-23
4/18	• Middle Tennessee (H)	L, 0-7

4/18	• Middle Tennessee (H)	L, 2-6
4/19	• Middle Tennessee (H)	L, 4-8
4/21	Belmont (H)	W, 13-0
4/22	Tennessee-Martin (H)	L, 3-6
4/23	Memphis (A)	L, 0-15
4/25	• Tennessee Tech (A)	W, 4-3
4/25	• Tennessee Tech (A)	L, 4-5
4/26	• Tennessee Tech (A)	L, 4-12
4/28	Vanderbilt (A)	L, 11-12
4/29	Western Kentucky (A)	L, 8-10
4/30	Cumberland (Tenn.) (H)	L, 0-2
4/30	Cumberland (Tenn.) (H)	L, 0-3
5/2	• Murray State (A)	L, 4-9
5/2	• Murray State (A)	L, 3-6
5/3	• Murray State (A)	L, 3-11

1988

RECORD: 23-27, 10-12 OVC South

COACH: Gary McClure

2/21	South Alabama (A)	L, 3-4
2/21	South Alabama (A)	L, 1-2
2/27	Trevecca (H)	W, 8-1
2/28	Lambuth (H)	W, 7-2
2/28	Lambuth (H)	W, 11-1
3/1	Tennessee (A)	L, 8-15
3/2	Evansville (H)	L, 2-8
3/3	Lipscomb (A)	W, 8-4
3/6	• Tennessee State (A)	W, 7-4
3/6	• Tennessee State (A)	W, 3-2
3/7	Indiana State (H)	L, 1-6
3/7	Indiana State (H)	L, 4-11
3/11	Belmont (A)	W, 6-2
3/13	Cumberland (Tenn.) (A)	L, 3-13
3/13	Cumberland (Tenn.) (A)	L, 3-6
3/17	Saint Louis (H)	W, 3-0
3/19	• Tennessee Tech (H)	L, 2-6
3/19	• Tennessee Tech (H)	L, 2-5
3/20	• Tennessee Tech (H)	L, 1-5
3/23	Tennessee-Martin (H)	W, 11-10
3/24	Lambuth (A)	W, 22-11
3/26	• Murray State (A)	W, 7-4
3/26	• Murray State (A)	L, 2-3
3/27	• Murray State (A)	W, 10-7
3/30	• Middle Tennessee (A)	L, 5-6
3/30	• Middle Tennessee (A)	L, 4-8
4/3	• Middle Tennessee (H)	L, 7-15
4/3	• Middle Tennessee (H)	W, 6-5
4/5	Western Kentucky (H)	L, 13-26
4/6	• Middle Tennessee (A)	L, 3-6
4/7	Cumberland (Tenn.) (H)	W, 6-0
4/9	• Tennessee State (H)	W, 10-4
4/9	• Tennessee State (H)	L, 3-4
4/10	• Tennessee State (H)	W, 12-11
4/14	North Alabama (H)	L, 1-5
4/14	North Alabama (H)	L, 3-4
4/17	North Alabama (H)	L, 3-7
4/17	North Alabama (H)	W, 8-7
4/19	Western Kentucky (A)	L, 7-20
4/20	Trevecca (A)	W, 13-3
4/21	Lipscomb (H)	W, 8-7
4/23	• Tennessee Tech (A)	L, 0-9
4/23	• Tennessee Tech (A)	W, 6-5
4/24	• Tennessee Tech (A)	L, 2-8
4/26	Vanderbilt (A)	L, 3-4
4/27	Tennessee-Martin (A)	W, 5-4
4/30	• Murray State (H)	W, 6-5
4/30	• Murray State (H)	L, 5-8
5/1	• Murray State (H)	W, 5-3
5/3	Kentucky (A)	L, 5-16

1989

RECORD: 32-25-1, 10-7 OVC

COACH: Gary McClure

2/25	Indiana (H)	L, 6-8
2/26	Indiana (H)	L, 6-9
2/26	Indiana (H)	L, 6-7
3/2	Belmont (A)	W, 10-4
3/3	Lipscomb (A)	L, 1-10
3/8	Evansville (H)	W, 5-3
3/9	Trevecca (H)	L, 6-9
3/10	Evansville (A)	W, 4-3
3/12	South Alabama (A)	W, 6-5
3/12	South Alabama (A)	L, 4-13
3/13	West Florida (A)	L, 0-11
3/14	Auburn-Montgomery (A)	L, 3-5
3/14	Auburn-Montgomery (A)	W, 2-1
3/15	Auburn-Montgomery (A)	W, 14-12
3/22	Vanderbilt (H)	L, 6-7
3/23	Vanderbilt (A)	T, 7-7
3/24	• Murray State (H)	L, 7-9
3/24	• Murray State (H)	W, 11-3
3/25	• Murray State (H)	L, 7-10
3/26	St. Mary's (Ind.) (H)	W, 17-5
3/28	Cumberland (Tenn.) (H)	W, 17-8
4/1	• Eastern Kentucky (A)	L, 0-5
4/1	• Eastern Kentucky (A)	L, 4-8
4/2	• Eastern Kentucky (A)	W, 4-3
4/6	Tennessee (A)	L, 5-6
4/8	• Morehead State (H)	W, 8-0
4/9	• Morehead State (H)	L, 3-7
4/9	• Morehead State (H)	W, 4-1
4/11	North Alabama (H)	L, 4-5
4/11	North Alabama (H)	L, 5-7
4/12	Western Kentucky (A)	W, 5-4
4/13	Southeast Missouri (A)	W, 12-6
4/15	• Tennessee State (A)	W, 6-5
4/15	• Tennessee State (A)	W, 12-5
4/16	• Tennessee State (A)	W, 8-4
4/18	Western Kentucky (H)	L, 6-13
4/19	Cumberland (Tenn.) (A)	L, 10-17
4/19	Cumberland (Tenn.) (A)	W, 5-3
4/20	Trevecca (H)	W, 19-1
4/21	Southeast Missouri (A)	W, 15-3
4/23	North Alabama (A)	L, 3-10
4/23	North Alabama (A)	W, 8-1
4/25	Belmont (H)	W, 11-7
4/26	Tennessee-Martin (A)	W, 9-2
4/26	Tennessee-Martin (A)	W, 11-2
4/27	Lipscomb (A)	L, 6-9
4/29	• Middle Tennessee (H)	W, 8-7
4/29	• Middle Tennessee (H)	W, 4-2
4/30	• Middle Tennessee (H)	L, 2-9
5/3	Southern Illinois (A)	W, 6-5
5/3	Southern Illinois (A)	W, 13-5
5/7	• Tennessee Tech (A)	L, 9-10
5/7	• Tennessee Tech (A)	W, 3-0
OVC Tournament • Cookeville, Tenn.		
5/14	Middle Tennessee (N)	W, 4-3
5/15	Eastern Kentucky (N)	L, 6-7
5/15	Murray State (N)	W, 6-5
5/16	Eastern Kentucky (N)	W, 5-4
5/16	Eastern Kentucky (N)	L, 4-8

1990

RECORD: 31-25, 6-8 OVC

COACH: Gary McClure

2/24	Indiana (H)	L, 6-10
2/25	Indiana (H)	L, 2-6
2/28	Vanderbilt (A)	W, 10-7
3/1	Trevecca (H)	W, 13-5
3/3	Cincinatti (H)	W, 4-0
3/3	Cincinatti (H)	W, 4-1
3/4	Valparaiso (H)	W, 6-2
3/7	Cumberland (Tenn.) (A)	W, 12-2
3/8	Evansville (H)	W, 14-13
3/11	Illinois State (H)	L, 5-12
3/12	Samford (A)	L, 3-4
3/13	Samford (A)	W, 4-3
3/13	Samford (A)	W, 13-5
3/14	Alabama-Birmingham (A)	L, 3-6
3/17	Southwest Missouri (H)	W, 4-2
3/17	Southwest Missouri (H)	L, 3-5
3/18	Southwest Missouri (H)	W, 5-3
3/20	Northern Iowa (H)	W, 1-0
3/20	Northern Iowa (H)	W, 8-2
3/21	Evansville (A)	L, 7-8
3/27	Southern Illinois (H)	L, 6-13
3/28	Indiana State (H)	L, 4-5
3/31	• Eastern Kentucky (H)	L, 5-6
3/31	• Eastern Kentucky (H)	L, 4-6
4/1	• Eastern Kentucky (H)	L, 3-14
4/3	Louisville (H)	W, 3-2
4/4	Vanderbilt (H)	W, 15-12
4/5	Cumberland (Tenn.) (H)	W, 8-7
4/7	• Morehead State (A)	W, 8-1
4/7	• Morehead State (A)	L, 5-6
4/8	• Morehead State (A)	W, 13-5
4/10	Lipscomb (H)	W, 8-2
4/11	Western Kentucky (A)	L, 5-10
4/12	Trevecca (A)	W, 9-5
4/15	• Tennessee State (H)	W, 14-1
4/15	• Tennessee State (H)	W, 7-2
4/19	Tennessee-Martin (H)	W, 11-7
4/19	Tennessee-Martin (H)	W, 11-1
4/21	Wright State (H)	W, 7-4
4/22	Wright State (H)	L, 6-8
4/22	Wright State (H)	L, 5-6
4/23	Western Kentucky (H)	L, 10-12
4/24	Kentucky (A)	W, 17-10
4/25	Louisville (A)	L, 11-12
4/26	Lipscomb (A)	W, 12-9
4/28	• Middle Tennessee (A)	L, 5-11
4/29	• Middle Tennessee (A)	L, 5-7
4/29	• Middle Tennessee (A)	L, 5-6
5/5	• Tennessee Tech (H)	W, 9-1
5/5	• Tennessee Tech (H)	L, 6-7
5/6	• Tennessee Tech (H)	W, 7-6
5/8	Northeast Illinois (A)	W, 2-1
5/10	Northeast Illinois (H)	L, 5-6
OVC Tournament • Murfreesboro, Tenn.		
5/13	Middle Tennessee (A)	L, 5-9
5/14	Tennessee Tech (N)	W, 11-6
5/14	Eastern Kentucky (N)	L, 7-9

1991

RECORD: 15-37-1, 6-11 OVC

COACH: Gary McClure

2/23	Xavier (Ohio) (H)	L, 1-3
2/23	Xavier (Ohio) (H)	L, 1-4
2/24	Xavier (Ohio) (H)	W, 11-3
2/27	Vanderbilt (A)	L, 4-7
2/28	Western Kentucky (A)	W, 9-6
3/2	Indiana State (H)	L, 5-9
3/3	Valparaiso (H)	[No-Hit] W, 3-1
3/6	Evansville (A)	T, 7-7
3/7	Evansville (H)	L, 4-14
3/9	Lipscomb (A)	W, 7-3
3/11	Memphis (A)	L, 11-12
3/14	Southwest Missouri (A)	L, 1-5
3/14	Southwest Missouri (A)	L, 3-7
3/15	Southwest Missouri (A)	L, 6-12
3/16	Wichita State (A)	L, 1-13
3/17	Wichita State (H)	L, 3-16
3/19	North Alabama (A)	W, 7-3
3/20	Indiana State (H)	L, 5-10
3/23	• Middle Tennessee (H)	L, 4-6
3/23	• Middle Tennessee (H)	L, 1-4
3/24	• Middle Tennessee (A)	L, 2-18
3/26	Southern Illinois (A)	L, 5-7
3/27	Lipscomb (A)	L, 2-6
3/31	• Tennessee State (A)	L, 5-9
3/31	• Tennessee State (H)	L, 6-9
4/2	Louisville (A)	L, 4-16
4/3	Cumberland (Tenn.) (A)	L, 2-3
4/3	Cumberland (Tenn.) (A)	L, 7-8
4/6	Wright State (A)	W, 5-0
4/6	Wright State (A)	W, 5-4
4/7	Wright State (A)	L, 0-3
4/10	Western Kentucky (A)	L, 3-7
4/11	North Alabama (A)	L, 3-4
4/13	• Morehead State (H)	L, 5-10
4/13	• Morehead State (H)	L, 1-2
4/14	• Morehead State (H)	W, 10-4
4/16	Louisville (A)	L, 22-23
4/17	Kentucky (A)	L, 5-11
4/20	• Murray State (H)	L, 1-3
4/20	• Murray State (H)	L, 0-2
4/21	• Murray State (H)	W, 6-0
4/23	Vanderbilt (H)	L, 6-19
4/24	Tennessee(A)	L, 3-14
4/25	Tennessee-Martin (A)	L, 9-15
4/27	• Tennessee Tech (A)	W, 6-2
4/27	• Tennessee Tech (A)	W, 12-11
4/28	• Tennessee Tech (A)	W, 7-5
5/1	Cumberland (Tenn.) (H)	W, 11-2
5/2	Southern Illinois (H)	W, 13-2
5/4	• Eastern Kentucky (A)	W, 10-6
5/4	• Eastern Kentucky (A)	L, 5-6
5/5	• Eastern Kentucky (A)	L, 4-5
5/7	Western Kentucky (H)	L, 5-10

1992

RECORD: 29-28-1, 14-7 OVC

COACH: Gary McClure

2/22	Xavier (Ohio) (H)	W, 15-2
2/22	Xavier (Ohio) (H)	W, 5-4
2/27	Birmingham-Southern (A)	L, 4-5
2/28	Alabama-Birmingham (A)	L, 7-13
2/29	Samford (A)	[10] W, 4-3
3/3	Evansville (A)	W, 4-3
3/4	Evansville (H)	L, 7-15
3/5	Lipscomb (H)	W, 10-9
3/7	Indiana State (H)	L, 6-13
3/8	Memphis (H)	W, 10-2
3/10	Southern Mississippi (A)	L, 3-7
3/11	Southern Mississippi (A)	L, 4-5
3/13	Samford (A)	W, 10-2
3/14	Samford (A)	W, 21-14
3/17	Tennessee-Martin (A)	L, 3-11
3/21	• Murray State (A)	W, 8-2
3/21	• Murray State (A)	W, 9-5
3/22	• Murray State (A)	W, 7-6
3/24	Cumberland (Tenn.) (H)	L, 7-12
3/24	Cumberland (Tenn.) (H)	L, 7-10
3/25	Vanderbilt (A)	T, 3-3
3/28	• Southeast Missouri (H)	L, 1-3
3/28	• Southeast Missouri (H)	W, 7-6
3/29	• Southeast Missouri (H)	W, 13-11
3/31	Lipscomb (A)	L, 0-2
4/1	Western Kentucky (A)	L, 2-10
4/2	Southern Illinois (A)	L, 6-10
4/4	• Tennessee State (H)	W, 2-0
4/4	• Tennessee State (H)	W, 6-2
4/5	• Tennessee State (H)	W, 15-8
4/7	Indiana State (A)	L, 11-15
4/8	Vanderbilt (A)	W, 9-6
4/11	• Morehead State (A)	L, 4-5
4/11	• Morehead State (A)	L, 2-7
4/12	• Morehead State (A)	L, 7-8
4/14	Cumberland (Tenn.) (A)	W, 6-5
4/15	Tennessee-Martin (H)	L, 2-8
4/18	• Middle Tennessee (A)	L, 1-2
4/18	• Middle Tennessee (A)	W, 7-6
4/19	• Middle Tennessee (A)	W, 10-9
4/22	Kentucky (A)	L, 5-20
4/23	Louisville (A)	L, 7-10
4/25	• Tennessee Tech (H)	W, 2-0
4/25	• Tennessee Tech (H)	W, 5-2
4/26	• Tennessee Tech (H)	L, 8-14
4/27	Western Kentucky (H)	W, 4-3
4/29	Louisville (H)	W, 13-10
4/30	Belmont (H)	L, 2-11
5/2	• Eastern Kentucky (H)	L, 4-7
5/2	• Eastern Kentucky (H)	W, 4-1
5/3	• Eastern Kentucky (H)	W, 5-3
5/5	Vanderbilt (H)	L, 8-11
5/7	Southern Illinois (H)	W, 12-2
5/11	Western Kentucky (A)	L, 4-5
OVC Tournament • Murfreesboro, Tenn.		
5/14	Southeast Missouri (N)	L, 1-3
5/14	Eastern Kentucky (N)	[10] W, 13-10
5/15	Southeast Missouri (N)	W, 6-4
5/15	Middle Tennessee (A)	L, 9-10

1993

RECORD: 30-22, 13-8 OVC

COACH: Gary McClure

2/20	Xavier (Ohio) (H)	L, 1-5
2/20	Xavier (Ohio) (H)	W, 2-1
2/21	Xavier (Ohio) (H)	W, 5-0
2/23	Mississippi (A)	L, 0-2
2/27	Indiana State (H)	W, 5-4
2/27	Indiana State (H)	L, 3-8

3/3	Evansville (H)	L, 1-4
3/5	Georgia (A)	L, 4-5
3/6	Penn State (N)	L, 5-6
3/7	Penn State (N)	W, 10-6
3/9	Jacksonville (A)	L, 4-15
3/10	Chicago State (N)	W, 10-6
	Eastern Michigan (N)	L, 7-9
3/17	Louisville (H)	W, 3-1
3/18	Louisville (H)	L, 8-11
3/20	• Tennessee-Martin (H)	W, 13-3
3/20	• Tennessee-Martin (H)	W, 7-3
3/21	• Tennessee-Martin (H)	W, 8-1
3/24	Lipscomb (H)	W, 5-1
3/27	• Morehead State (H)	W, 4-3
3/27	• Morehead State (H)	L, 1-5
3/27	• Morehead State (H)	W, 13-7
3/31	Southern Illinois (H)	W, 8-4
4/3	• Murray State (A)	L, 1-2
4/3	• Murray State (A)	W, 5-1
4/4	• Murray State (A)	W, 10-5
4/6	Indiana State (A)	L, 2-10
4/8	Vanderbilt (H)	W, 12-4
	Lipscomb (A)	W, 11-8
4/10	• Tennessee Tech (A)	W, 2-0
4/10	• Tennessee Tech (A)	W, 5-1
4/11	• Tennessee Tech (A)	L, 4-5
4/13	Memphis (A)	W, 8-5
4/15	Cumberland (Tenn.) (A)	W, 15-12
4/15	Cumberland (Tenn.) (H)	W, 10-2
4/17	• Eastern Kentucky (H)	W, 7-6
4/17	• Eastern Kentucky (H)	L, 3-4
4/18	• Eastern Kentucky (H)	W, 10-2
4/20	Tennessee-Martin (H)	W, 9-4
4/21	Kentucky (A)	L, 2-13
4/24	• Southeast Missouri (A)	L, 5-6
4/24	• Southeast Missouri (A)	L, 1-2
4/25	• Southeast Missouri (A)	L, 0-1
4/27	Western Kentucky (H)	W, 18-6
4/28	Western Kentucky (A)	L, 5-10
5/1	• Middle Tennessee (H)	L, 0-7
5/1	• Middle Tennessee (H)	W, 6-5
5/2	• Middle Tennessee (H)	W, 9-8
5/6	Evansville (A)	L, 3-7
5/8	Louisville (A)	W, 10-2
5/9	Louisville (A)	W, 9-8
5/11	Vanderbilt (A)	L, 4-7

1994

RECORD:27-31, 12-6 OVC
COACH: Gary McClure

OVC Regular-Season Champions

2/23	Mississippi (A)	L, 3-12
2/26	Wright State (H)	L, 1-4
2/26	Wright State (H)	L, 1-6
2/27	Wright State (H)	W, 7-1
3/1	Valparaiso (H)	W, 3-2
3/3	Alabama (A)	L, 1-11
3/3	Alabama (A)	L, 2-4
3/5	Illinois State (H)	W, 7-2
3/5	Illinois State (H)	[9] W, 3-2
3/6	Illinois State (H)	W, 8-7
3/10	Troy State (A)	W, 7-6
3/10	Troy State (A)	L, 2-4
3/12	Northeast Illinois (H)	L, 3-4
3/12	Northeast Illinois (H)	W, 5-0
3/13	Northeast Illinois (H)	W, 11-4
3/15	Evansville (A)	W, 8-2
3/16	Indiana State (H)	L, 3-5
3/17	Indiana State (A)	L, 6-7
3/18	Butler (H)	W, 6-2
3/19	Troy State (H)	L, 3-7
3/20	Troy State (H)	L, 9-10
3/21	Cumberland (Tenn.) (A)	L, 1-5
3/22	Louisville (A)	L, 13-19
3/26	• Middle Tennessee (A)	L, 5-8
3/29	Samford (H)	W, 5-1
3/30	Evansville (H)	L, 0-2
4/2	• Eastern Kentucky (A)	W, 15-3
4/2	• Eastern Kentucky (A)	W, 12-1
4/3	• Eastern Kentucky (A)	W, 4-1
4/6	Vanderbilt (H)	W, 5-4
4/7	Cumberland (Tenn.) (H)	L, 4-11
4/9	• Murray State (H)	W, 14-6
4/9	• Murray State (H)	W, 4-2
4/13	Memphis (H)	L, 4-10
4/16	• Morehead State (A)	L, 3-10
4/16	• Morehead State (A)	L, 9-16
4/17	• Morehead State (A)	W, 27-15
4/19	Lincoln Memorial (H)	L, 3-7
4/20	Louisville (H)	L, 2-4
4/20	Southern Illinois (H)	[11] L, 9-19
4/21	Western Kentucky (H)	L, 6-14
4/23	• Southeast Missouri (H)	W, 7-6
4/23	• Southeast Missouri (H)	L, 0-6
4/24	• Southeast Missouri (H)	W, 6-5
4/26	Western Kentucky (A)	L, 2-4
4/27	Vanderbilt (A)	W, 9-5
4/30	• Tennessee Tech (H)	W, 3-0
5/1	• Tennessee Tech (H)	W, 1-0
5/1	• Tennessee Tech (H)	W, 5-2
5/3	Southern Illinois (A)	L, 1-9
5/5	Memphis (A)	L, 2-5
5/7	• Tennessee-Martin (A)	L, 1-2
5/8	• Tennessee-Martin (A)	W, 5-3
5/8	• Tennessee-Martin (A)	L, 2-3
OVC Tournament • Clarksville, Tenn.		
5/13	Murray State (H)	W, 2-1
5/14	Middle Tennessee (H)	L, 4-5
5/14	Morehead State (H)	W, 3-1
5/16	Middle Tennessee (H)	L, 4-5

1995

RECORD: 24-32, 9-12 OVC
COACH: Gary McClure

2/14	Arkansas State (A)	[8] W, 5-3
2/21	Cumberland (Tenn.) (H)	L, 0-6
2/25	Wright State (H)	L, 2-9
2/25	Wright State (H)	L, 2-8
2/26	Wright State (H)	W, 13-4
3/1	Cumberland (Tenn.) (A)	L, 2-5
3/4	Indiana State (H)	L, 2-12
3/4	Indiana State (H)	L, 4-9
3/5	Indiana State (H)	W, 9-6
3/7	Xavier (Ohio) (N)	L, 10-16
3/7	Jacksonville (A)	L, 2-6
3/8	Central Michigan (N)	W, 2-1
3/10	North Florida (A)	[11] L, 5-6
3/11	Northern Illinois (N)	L, 4-5
3/15	Indiana State (A)	L, 1-10
3/17	Wisconsin-Milwaukee (H)	L, 4-6
3/17	Mississippi (H)	L, 5-13
3/18	Wisconsin-Milwaukee (H)	W, 4-2
3/18	Wisconsin-Milwaukee (H)	W, 5-4
3/21	Belmont (A)	W, 6-2
3/22	Southern Illinois (A)	L, 6-9
3/25	• Eastern Kentucky (H)	W, 5-3
3/25	• Eastern Kentucky (H)	[11] L, 8-11
3/26	• Eastern Kentucky (H)	L, 9-11
3/28	Vanderbilt (H)	L, 4-9
3/29	Evansville (H)	L, 2-6
3/30	Memphis (H)	W, 7-3
4/1	• Murray State (A)	L, 0-7
4/1	• Murray State (A)	L, 3-7
4/2	• Murray State (A)	W, 7-2
4/5	Cumberland (Tenn.) (H)	W, 29-13
4/6	Southern Indiana (H)	W, 7-2
4/8	• Morehead State (H)	L, 1-2
4/8	• Morehead State (H)	W, 6-5
4/9	• Morehead State (H)	W, 4-3
4/11	Louisville (A)	W, 27-18
4/12	Xavier (Ohio) (A)	W, 11-5
4/14	• Southeast Missouri (A)	L, 2-4
4/14	• Southeast Missouri (A)	W, 6-5
4/15	• Southeast Missouri (A)	L, 1-4
4/18	Louisville (H)	W, 15-5
4/19	Vanderbilt (A)	L, 2-4
4/20	Western Kentucky (A)	L, 4-8
4/22	• Tennessee Tech (A)	[8] L, 0-1
4/22	• Tennessee Tech (A)	L, 3-5
4/23	• Tennessee Tech (A)	W, 13-8
4/25	Western Kentucky (H)	[10] W, 5-4
4/26	Trevecca (H)	W, 11-4
4/29	• Tennessee-Martin (H)	W, 6-4
4/29	• Tennessee-Martin (H)	[10] L, 6-8
4/30	• Tennessee-Martin (H)	W, 3-2
5/2	Memphis (A)	L, 3-8
5/3	Evansville (A)	L, 5-14
5/6	• Middle Tennessee (H)	W, 4-1
5/6	• Middle Tennessee (H)	L, 7-15
5/7	• Middle Tennessee (H)	L, 7-14

1996

RECORD: 44-22, 13-7 OVC
COACH: Gary McClure

OVC Regular-Season Co-Champions
OVC Tournament Champions
NCAA Tournament Appearance

2/17	Indiana State (H)	W, 12-1
2/18	Indiana State (H)	W, 8-7
2/24	Eastern Illinois (H)	L, 2-5
2/24	Eastern Illinois (H)	W, 9-2
2/25	Eastern Illinois (H)	W, 9-3
2/27	Arkansas State (H)	L, 6-14
2/28	Arkansas State (H)	W, 8-4
3/2	Butler (H)	W, 8-3
3/2	Butler (H)	W, 4-0
3/3	Butler (H)	W, 10-4
3/4	Georgia (A)	L, 5-11
Kennel Club Classic • Jacksonville, Fla.		
3/5	North Florida (A)	W, 4-3
3/6	Purdue (N)	W, 15-8
3/7	Central Michigan (N)	W, 8-3
3/8	Xavier (Ohio) (N)	W, 6-1
3/11	Valparaiso (H)	W, 12-4
3/12	Evansville (A)	L, 2-6
3/13	Kentucky (H)	W, 19-8
3/14	Wisconsin-Milwaukee (H)	W, 18-6
3/17	• Murray State (H)	W, 7-6
3/17	• Murray State (H)	W, 12-0
3/23	• Morehead State (A)	W, 16-6
3/24	• Morehead State (A)	W, 5-1
3/24	• Morehead State (A)	L, 5-8
3/26	Evansville (H)	L, 1-9
3/27	Vanderbilt (H)	W, 5-4
3/28	Indiana State (A)	L, 3-10
3/30	• Southeast Missouri (H)	L, 0-13
3/30	• Southeast Missouri (H)	L, 4-9
3/31	• Southeast Missouri (H)	W, 7-1
4/2	Western Kentucky (A)	W, 17-3
4/3	Southern Illinois (H)	L, 8-10
4/4	• Tennessee Tech (H)	W, 2-0
4/5	• Tennessee Tech (H)	W, 3-1
4/6	• Tennessee Tech (H)	W, 6-2
4/9	Louisville (H)	W, 8-0
4/9	Louisville (H)	W, 9-5
4/10	Vanderbilt (A)	L, 5-17
4/13	• Tennessee-Martin (A)	W, 4-0
4/13	• Tennessee-Martin (A)	L, 0-1
4/14	• Tennessee-Martin (A)	W, 8-1
4/16	Southern Illinois (A)	[11] L, 6-7
4/17	Western Kentucky (H)	L, 4-8
4/18	Cumberland (Tenn.) (H)	W, 12-4
4/20	• Middle Tennessee (A)	L, 2-7
4/20	• Middle Tennessee (A)	[8] W, 5-4
4/21	• Middle Tennessee (A)	W, 10-5
4/23	Memphis (A)	W, 13-7
4/24	Mississippi (A)	W, 6-2
4/25	Southern Indiana (H)	W, 10-6
4/27	• Eastern Kentucky (A)	L, 2-4



1994 GOVERNORS

27-31 Overall, 12-6 OVC
OVC Regular Season Champion

Front Row (l-r): Student Assistant P.J. Jones, Nate Manning, Jay Hampton, Joby Homesley, Gerald Albright, Rich Elias, Danny LaBianca, Steve Cornelison, Jeff Taylor, Chuck Abbott and graduate assistant coach Jamie Dingus. **Second Row**: Head coach Gary McClure, Kelly Weathers, Scott Speer, Dave Richardson, Jason Mikulecky, Brian Law, Kevin Smith, Ryan Bennett, Michael Shockley, Mark Turken, assistant coach Brian Hetland. **Back Row**: Manager Brian Story, Al Bolden, Billy Reed, Kris Runk, Glen Longhurst, Shane Dortch, Jason Rice, Jeff Beam, Benji Zimmerman, manager Nathan Lester.

4/28	• Eastern Kentucky (A)	W, 5-2
4/28	• Eastern Kentucky (A)	L, 1-3
4/30	Memphis (H)	W, 9-5
5/1	Tennessee (A)	L, 6-7
OVC Opening Rounds • Clarksville, Tenn.		
5/3	Tennessee-Martin (H)	W, 16-1
5/5	Southeast Missouri (H)	W, 8-3
5/9	Cumberland (Tenn.) (H)	W, 10-5
OVC Tournament • Clarksville, Tenn.		
5/11	Tennessee Tech (H)	W, 8-3
5/12	Morehead State (H)	L, 1-2
5/12	Morehead State (H)	W, 4-3
NCAA Play-In Series • Clarksville, Tenn.		
5/16	Southern (H)	W, 8-4
5/17	Southern (H)	L, 7-14
5/18	Southern (H)	W, 11-0
NCAA South II Regional • Baton Rouge, La.		
5/23	Louisiana State (A)	L, 3-9
5/24	Georgia Tech (N)	L, 3-14

1997

RECORD: 28-31, 14-10 OVC

COACH: Gary McClure

2/16	Evansville (H)	L, 7-13
2/18	Arkansas State (A)	L, 5-6
2/19	Arkansas State (A)	L, 2-9
2/22	Xavier (Ohio) (H)	W, 5-1
2/22	Xavier (Ohio) (H)	W, 9-4
2/23	Xavier (Ohio) (H)	W, 17-13
2/26	Mississippi (A)	L, 5-12
2/26	Samford (A)	L, 6-8
3/1	Western Michigan (N)	W, 18-6
3/2	Central Michigan (N)	W, 6-1
3/3	Xavier (Ohio) (N)	W, 8-1
3/4	North Florida (A)	W, 13-11
3/7	Southern Indiana (H)	W, 13-7
3/11	Kentucky (A)	L, 0-14
3/12	Louisville (A)	L, 2-16
3/15	• Morehead State (H)	W, 4-1
3/15	• Morehead State (H)	L, 4-5
3/16	• Morehead State (H)	W, 8-7
3/19	Jacksonville State (H)	W, 11-9
3/22	• Murray State (A)	W, 2-1
3/22	• Murray State (A)	L, 2-6
3/23	• Murray State (A)	W, 5-3
3/25	Cumberland (Tenn.) (A)	L, 2-14
3/26	Memphis (H)	L, 5-10
3/28	• Tennessee Tech (A)	L, 4-20
3/28	• Tennessee Tech (A)	L, 1-5
3/29	• Tennessee Tech (A)	W, 14-5
4/1	Southern Illinois (H)	L, 5-6
4/2	Western Kentucky (H)	W, 22-8
4/3	Indiana State (A)	L, 1-18
4/5	• Eastern Kentucky (H)	W, 8-7
4/5	• Eastern Kentucky (H)	W, 6-1
4/6	• Eastern Ky. (H)	[10] L, 14-16
4/8	Vanderbilt (H)	[F] L, 5-11
4/9	Louisville (H)	L, 2-6
4/12	• Southeast Missouri (A)	L, 7-10
4/12	• Southeast Missouri (A)	L, 2-3
4/13	• Southeast Missouri (A)	L, 4-7
4/15	Vanderbilt (A)	[F] L, 6-12
4/16	Western Kentucky (A)	L, 3-9
4/19	• Middle Tennessee (H)	W, 9-7
4/19	• Middle Tennessee (H)	W, 10-1
4/20	• Middle Tennessee (H)	L, 2-5
4/23	Evansville (A)	L, 3-16
4/25	Illinois State (A)	L, 0-9
4/26	Illinois State (A)	W, 10-3
4/27	Illinois State (A)	W, 4-2
4/29	Memphis (A)	L, 4-6
4/30	Samford (H)	L, 4-9
5/3	• Eastern Illinois (A)	L, 1-14
5/4	• Eastern Illinois (A)	W, 24-2
5/4	• Eastern Illinois (A)	[11] W, 8-4
5/10	• Tennessee-Martin (H)	W, 2-1
5/10	• Tennessee-Martin (H)	W, 10-1
5/11	• Tennessee-Martin (H)	W, 14-2
OVC Tournament • Murfreesboro, Tenn.		
5/15	Eastern Kentucky (N)	W, 4-1
5/15	Tennessee Tech (N)	L, 4-5
5/16	Middle Tennessee (A)	W, 9-6
5/16	Tennessee Tech (N)	L, 2-4

Notes on 1997 season: Austin Peay received two forfeits from Vanderbilt following season's end.

1998

RECORD: 23-32, 9-15 OVC

COACH: Gary McClure

2/14	Jacksonville State (A)	L, 5-13
2/15	Lipscomb (H)	L, 4-15
2/17	Mississippi (A)	W, 15-4
2/21	Xavier (Ohio) (H)	L, 1-3
2/21	Xavier (Ohio) (H)	W, 14-7
2/22	Xavier (Ohio) (H)	L, 5-7
2/24	Arkansas State (H)	L, 0-5
2/25	Arkansas State (H)	L, 9-12
2/27	Illinois State (H)	L, 6-8
2/28	Cincinnati (H)	W, 10-4
3/1	Illinois State (H)	W, 3-2
3/3	Belmont (A)	W, 5-0
3/4	Indiana State (H)	W, 10-7
3/7	• Morehead State (A)	W, 5-4
3/7	• Morehead State (A)	L, 2-10
3/8	• Morehead State (A)	W, 30-15
3/11	Tennessee (A)	L, 6-14
3/12	Yale (H)	W, 5-4
3/14	• Murray State (H)	[8] L, 1-4
3/14	• Murray State (H)	W, 6-5
3/15	• Murray State (H)	L, 11-14
3/17	Xavier (Ohio) (A)	L, 8-11
3/18	Indiana State (A)	L, 8-14
3/21	• Tennessee Tech (H)	W, 4-1
3/21	• Tennessee Tech (H)	[8] L, 2-4
3/22	• Tennessee Tech (H)	W, 11-10
3/24	Cumberland (Tenn.) (A)	W, 13-12
3/25	Kentucky (A)	L, 5-8
3/28	• Eastern Kentucky (A)	[8] L, 11-12
3/28	• Eastern Kentucky (A)	L, 2-18
3/29	• Eastern Kentucky (A)	L, 8-9
4/2	Belmont (H)	L, 8-10
4/4	• Southeast Missouri (H)	L, 1-5
4/4	• Southeast Missouri (H)	L, 0-1
4/5	• Southeast Missouri (H)	[11] L, 3-6
4/7	Memphis (A)	W, 11-1
4/8	Western Kentucky (H)	[10] W, 9-8
4/10	• Middle Tennessee (A)	L, 2-6
4/10	• Middle Tennessee (A)	L, 2-4
4/11	• Middle Tennessee (A)	W, 4-2
4/14	Louisville (A)	W, 12-5
4/15	Western Kentucky (A)	L, 4-6
4/19	Southern Illinois (A)	L, 4-6
1/19	Southern Illinois (A)	W, 6-5
4/20	Cumberland (Tenn.) (H)	L, 6-7
4/21	Evansville (H)	L, 5-7
4/22	Memphis (H)	W, 9-2
4/25	• Eastern Illinois (H)	W, 12-8
4/25	• Eastern Illinois (H)	L, 6-20
4/26	• Eastern Illinois (H)	L, 6-11
4/28	Louisville (H)	L, 2-4
5/2	• Tennessee-Martin (A)	W, 12-0
5/2	• Tennessee-Martin (A)	L, 4-8
5/3	• Tennessee-Martin (A)	W, 8-3
5/5	Vanderbilt (H)	[10] W, 9-8

1999

RECORD: 29-27, 13-10 OVC

COACH: Gary McClure

2/16	Mississippi (A)	L, 5-8
2/20	Xavier (Ohio) (H)	L, 3-6
2/20	Xavier (Ohio) (H)	W, 7-2
2/21	Xavier (Ohio) (H)	W, 6-5
2/23	Arkansas State (A)	W, 6-2
2/24	Arkansas State (A)	[14] L, 0-3
2/26	Illinois State (H)	L, 15-17
2/27	Illinois State (H)	L, 9-12
2/28	Illinois State (H)	W, 7-6
3/2	Alabama (A)	L, 3-6
Kennel Club Classic • Jacksonville, Fla.		
3/6	Western Michigan (N)	W, 4-2
3/7	Kansas State (N)	[14] W, 9-8
3/8	Central Michigan (N)	W, 16-13
3/9	Duquesne (N)	L, 15-17
3/10	Duquesne (N)	W, 18-7
3/17	Southern Indiana (H)	W, 14-8
3/20	• Tennessee Tech (A)	W, 16-2
3/20	• Tennessee Tech (A)	W, 9-6
3/21	• Tennessee Tech (A)	[12] W, 13-11
3/23	Xavier (Ohio) (A)	L, 4-6
3/24	Belmont (A)	W, 6-5
3/27	• Eastern Kentucky (H)	W, 3-2
3/27	• Eastern Kentucky (H)	W, 17-7
3/28	• Eastern Kentucky (H)	L, 2-11
4/2	• Southeast Missouri (A)	W, 7-2
4/2	• Southeast Missouri (A)	W, 8-6
4/6	Louisville (H)	L, 2-17
4/7	Western Kentucky (A)	W, 12-4
4/8	Cumberland (Tenn.) (H)	L, 8-17
4/10	• Middle Tennessee (H)	L, 3-20
4/10	• Middle Tennessee (H)	W, 7-6
4/11	• Middle Tennessee (H)	L, 4-15
4/13	Belmont (H)	W, 12-7
4/15	Cumberland (Tenn.) (A)	W, 11-7
4/17	Evansville (H)	L, 6-12
4/18	Evansville (A)	L, 4-14
4/20	Louisville (A)	L, 3-9
4/21	Vanderbilt (H)	W, 9-6
4/24	• Eastern Illinois (A)	L, 0-1
4/24	• Eastern Illinois (A)	W, 13-7
4/25	• Eastern Illinois (A)	L, 10-11
4/27	Memphis (A)	W, 14-9
4/28	Mississippi (H)	L, 6-7
5/1	• Tennessee-Martin (H)	W, 11-3
5/1	• Tennessee-Martin (H)	W, 2-1
5/2	• Tennessee-Martin (H)	L, 6-8
5/4	Southern Illinois (A)	W, 3-2
5/5	Vanderbilt (A)	L, 6-7
5/6	Western Kentucky (H)	L, 1-13
5/8	• Morehead State (H)	L, 0-2
5/8	• Morehead State (H)	L, 2-13
5/9	• Morehead State (H)	W, 9-4
5/15	• Murray State (A)	L, 0-1
5/15	• Murray State (A)	L, 0-2
5/16	• Murray State (A)	[10] W, 9-7
OVC Tournament • Cape Girardeau, Mo.		
5/20	Middle Tennessee (N)	L, 9-12

2000

RECORD: 32-27, 14-10 OVC

COACH: Gary McClure

2/19	Xavier (Ohio) (H)	W, 14-2
2/19	Xavier (Ohio) (H)	W, 9-3
2/20	Xavier (Ohio) (H)	L, 3-7
2/22	Troy State (H)	L, 11-16
2/23	Troy State (H)	W, 12-4
2/25	Illinois State (H)	W, 7-3
2/26	Purdue (H)	L, 6-13
2/29	Alabama (A)	L, 4-5
3/1	Samford (A)	W, 8-6
3/4	Bradley (H)	W, 11-5
3/4	Bradley (H)	L, 0-3
3/5	Bradley (H)	W, 6-4
3/7	Troy State (A)	W, 6-2
3/8	Troy State (A)	W, 6-2
3/10	Yale (H)	W, 7-3
3/12	Yale (H)	W, 9-8
3/14	Louisville (A)	W, 5-4
3/16	Illinois-Chicago (H)	W, 11-10
3/18	• Eastern Kentucky (A)	[16] L, 0-1
3/18	• Eastern Kentucky (A)	L, 0-3
3/19	• Eastern Kentucky (A)	L, 7-8
3/21	Xavier (Ohio) (A)	L, 5-7
3/22	Evansville (A)	[11] L, 1-2
3/25	• Southeast Missouri (H)	L, 1-4



1996 GOVERNORS

44-22 Overall, 13-7 OVC

OVC Regular Season Co-Champion

OVC Tournament Champion

NCAA South II Regional Participant

Front Row (l-r): Nate Manning, Kris Runk, Craig Smith, Mike Frey, Kevin Durbin, Brad Connell, Chris Montjoy, Benji Zimmerman, Billy Mortimore. **Second Row**: Assistant coach Steve Cornelison, Seth Massey, Ryan Bennett, Chuck Abbott, Dave Sloan, Mark Turken, Glen Longhurst, Mike Shockley, John Huffman. **Back Row**: Head coach Gary McClure, Mike Eikenberry, Dan Torresin, Zak Doan, Brock Maiser, Rich Elias, Jason Fincher, Shane Beasley, Kent Brown, Scott Standefer, assistant coach Brian Hetland.

3/25	• Southeast Missouri (H)	L, 3-10
3/26	• Southeast Missouri (H)	L, 7-12
3/28	Evansville (H)	L, 5-7
3/29	Vanderbilt (H)	L, 3-5
4/1	• Middle Tennessee (A)	L, 5-6
4/1	• Middle Tennessee (A)	W, 6-4
4/2	• Middle Tennessee (A)	L, 6-7
4/4	Vanderbilt (A)	W, 13-10
4/5	Samford (H)	L, 12-16
4/8	Southern Illinois (H)	W, 9-1
4/9	Southern Illinois (A)	[10] L, 5-6
4/12	Cumberland (Tenn.) (H)	W, 17-2
4/15	• Eastern Illinois (H)	W, 11-4
4/15	• Eastern Illinois (H)	L, 3-9
4/16	• Eastern Illinois (H)	W, 10-6
4/18	Western Kentucky (H)	L, 5-7
4/19	Belmont (H)	L, 15-16
4/21	• Tennessee-Martin (A)	W, 13-3
4/21	• Tennessee-Martin (A)	W, 6-2
4/22	• Tennessee-Martin (A)	W, 7-3
4/26	Mississippi (A)	L, 4-9
4/29	• Morehead State (A)	W, 18-4
4/29	• Morehead State (A)	W, 16-3
4/30	• Morehead State (A)	L, 3-8
5/2	Louisville (H)	W, 11-8
5/3	Belmont (A)	L, 8-11
5/6	• Murray State (H)	W, 11-5
5/6	• Murray State (H)	W, 6-4
5/7	• Murray State (H)	W, 12-9
5/13	• Tennessee Tech (H)	W, 5-2
5/13	• Tennessee Tech (H)	W, 12-4
5/14	• Tennessee Tech (H)	W, 12-11
OVC Tournament • Cape Girardeau, Mo.		
5/18	Murray State (N)	W, 8-7
5/18	Eastern Kentucky (N)	L, 2-5
5/19	Southeast Missouri (A)	L, 0-13

2001

RECORD:32-30, 9-12 OVC

COACH: Gary McClure

2/17	Xavier (Ohio) (H)	W, 5-3
2/18	Xavier (Ohio) (H)	[8] W, 2-1
2/18	Xavier (Ohio) (H)	W, 4-3
2/21	Mississippi (A)	L, 0-4
Austin Peay Invitational • Clarksville, Tenn.		
2/24	Ball State (H)	L, 5-11
2/24	Illinois State (H)	L, 5-8
2/25	Purdue (H)	L, 1-2
2/28	Alabama (A)	L, 7-11
Kennel Club Classic • Jacksonville, Fla.		
3/3	Gardner-Webb (N)	W, 13-6
3/4	Ohio State (N)	W, 10-8
3/5	Jacksonville (A)	W, 9-6
3/6	Bethune-Cookman (N)	W, 10-9
3/9	Valparaiso (H)	W, 2-1
3/10	Valparaiso (H)	L, 5-6
3/10	Valparaiso (H)	W, 11-10
3/11	Valparaiso (H)	W, 14-1
3/13	Indiana State (A)	W, 9-8
3/14	Xavier (Ohio) (A)	W, 8-4
3/17	• Tennessee-Martin (A)	W, 1-0
3/17	• Tennessee-Martin (A)	W, 9-4
3/18	• Tennessee-Martin (A)	W, 8-6
3/21	Kentucky (H)	L, 2-5
3/24	Miami (Ohio) (H)	L, 6-10
3/24	Miami (Ohio) (H)	L, 5-10
3/27	Vanderbilt (H)	W, 7-5
3/28	Cumberland (Tenn.) (A)	L, 8-9
3/30	Belmont (H)	W, 12-1
3/31	East Tennessee (N)	L, 2-3
4/3	Cumberland (Tenn.) (H)	L, 6-12
4/4	Western Kentucky (H)	W, 14-12
4/7	• Tennessee Tech (A)	L, 6-9
4/7	• Tennessee Tech (A)	L, 0-6
4/8	• Tennessee Tech (A)	L, 11-17
4/10	Western Kentucky (A)	L, 2-8
4/13	• Eastern Illinois (H)	[8] L, 5-6
4/13	• Eastern Illinois (H)	L, 2-11
4/14	• Eastern Illinois (H)	L, 3-7
4/16	Lipscomb (H)	[10] L, 7-8
4/17	Belmont (H)	W, 8-5
4/18	Indiana State (H)	W, 8-4
4/21	• Morehead State (A)	L, 4-5
4/21	• Morehead State (A)	W, 15-2
4/22	• Morehead State (A)	W, 26-7
4/24	Samford (H)	W, 9-2
4/25	Evansville (H)	L, 3-6
4/28	• Southeast Missouri (H)	L, 0-1
4/28	• Southeast Missouri (H)	L, 1-11
4/29	• Southeast Missouri (H)	L, 3-4
5/1	Vanderbilt (A)	W, 9-3
5/2	Evansville (A)	L, 8-9
5/5	• Murray State (A)	W, 5-2
5/5	• Murray State (A)	L, 2-8
5/6	• Murray State (A)	W, 14-3
5/12	• Eastern Kentucky (H)	W, 4-3
5/12	• Eastern Kentucky (H)	W, 1-0
5/13	• Eastern Kentucky (H)	L, 4-5
OVC Tournament • Paducah, Ky.		
5/16	Southeast Missouri (N)	W, 9-4
5/17	Tennessee Tech (N)	L, 5-10
5/18	Eastern Illinois (N)	W, 10-6
5/18	Eastern Kentucky (N)	W, 8-1
5/19	Tennessee Tech (N)	W, 3-2
5/19	Tennessee Tech (N)	L, 2-9

2002

30-27, 12-9 OVC

COACH: Gary McClure

2/17	Middle Tennessee (A)	L, 5-6
2/20	Belmont (A)	L, 2-7
2/23	Xavier (Ohio) (H)	[8] W, 4-3
2/23	Xavier (Ohio) (H)	W, 14-7
2/24	Xavier (Ohio) (H)	W, 14-1
Austin Peay Invitational • Clarksville, Tenn.		
3/1	Eastern Michigan (H)	W, 14-9
3/2	Illinois State (H)	W, 14-11
3/3	Indiana State (H)	L, 0-8
3/7	Florida (A)	W, 12-8
3/8	Florida (A)	L, 2-17
3/9	Florida (A)	L, 4-13
3/11	Bowling Green State (H)	L, 7-16
3/12	Xavier (Ohio) (A)	W, 18-4
3/13	Kentucky (A)	L, 3-4
3/16	Trevecca (H)	W, 9-4
3/20	West Alabama (H)	W, 9-5
3/21	West Alabama (H)	W, 7-4
3/22	Middle Tennessee (A)	L, 0-4
3/23	Middle Tennessee (A)	L, 4-5
3/24	Middle Tennessee (H)	W, 19-0
3/25	Mississippi (A)	L, 1-3
3/27	Lipscomb (H)	W, 9-2
3/28	Lipscomb (A)	L, 3-12
3/30	Evansville (H)	W, 14-11
3/31	Evansville (A)	W, 4-3
4/2	Western Kentucky (A)	L, 2-14
4/3	Alabama (A)	L, 10-12
4/6	• Tennessee Tech (H)	W, 3-0
4/6	• Tennessee Tech (H)	[11] W, 5-4
4/7	• Tennessee Tech (H)	L, 5-15
4/9	Vanderbilt (H)	L, 5-6
4/10	Memphis (A)	L, 3-6
4/13	• Eastern Illinois (A)	[9] W, 6-3
4/13	• Eastern Illinois (A)	L, 1-2
4/14	• Eastern Illinois (A)	L, 3-10
4/16	Western Kentucky (H)	[10] W, 8-7
4/17	Indiana State (A)	L, 3-10
4/20	• Morehead State (H)	W, 3-2
4/20	• Morehead State (H)	L, 3-7
4/21	• Morehead State (H)	W, 7-5
4/27	• Southeast Missouri (A)	L, 9-14
4/28	• Southeast Missouri (A)	L, 6-8
4/28	• Southeast Missouri (A)	L, 2-6
5/1	Vanderbilt (A)	W, 5-0
5/3	• Murray State (H)	W, 11-7
5/3	• Murray State (H)	W, 7-1
5/4	• Murray State (H)	[10] L, 8-9
5/11	• Eastern Kentucky (A)	W, 4-1
5/11	• Eastern Kentucky (A)	W, 13-4
5/12	• Eastern Kentucky (A)	W, 29-10
5/15	Belmont (H)	W, 10-6
5/18	• Tennessee-Martin (H)	W, 4-1
5/18	• Tennessee-Martin (H)	[8] W, 2-1
5/19	• Tennessee-Martin (H)	[11] L, 5-7
OVC Tournament • Paducah, Ky.		
5/22	Murray State (N)	W, 8-6
5/23	Tennessee Tech (N)	L, 2-3
5/24	Southeast Missouri (N)	L, 5-7

2003

RECORD:27-27-1, 14-5-1 OVC

COACH: Gary McClure

OVC Regular-Season Champions

2/18	Martin Methodist (H)	W, 3-0
2/20	Trevecca (H)	W, 10-0
2/21	Wisconsin-Milwaukee (H)	W, 5-1
2/21	Wisconsin-Milwaukee (H)	W, 4-2
2/28	Indiana State (H)	W, 2-1
3/1	Bradley (H)	L, 2-4
3/1	Bradley (H)	L, 1-7
3/2	Bradley (H)	W, 1-0
3/2	Bradley (H)	L, 1-5
3/5	Memphis (A)	[11] W, 10-8
Austin Peay Invitational • Clarksville, Tenn.		
3/7	Xavier (Ohio) (H)	L, 1-5
3/8	Bradley (H)	L, 2-3
3/9	Butler (H)	L, 2-6
3/11	Georgia (A)	L, 3-16
3/12	Georgia (A)	L, 3-5
3/15	Lipscomb (A)	[10] L, 3-4
3/16	Lipscomb (A)	L, 0-2
3/17	Wis.-Stevens Point (H)	L, 8-11
3/18	Wis.-Stevens Point (H)	W, 11-9
3/21	Birmingham-Southern (H)	W, 3-1
3/22	Birmingham-Southern (H)	L, 1-5
3/23	Birmingham-Southern (H)	L, 3-16
3/26	Belmont (A)	W, 13-4
3/29	Lipscomb (H)	W, 6-5
3/30	Lipscomb (H)	L, 5-7
4/2	Middle Tennessee (H)	[10] L, 7-16
4/5	• Tennessee-Martin (A)	W, 11-3
4/5	• Tennessee-Martin (A)	T, 10-10
4/8	Western Kentucky (H)	L, 2-9
4/12	• Morehead State (H)	W, 4-1
4/12	• Morehead State (H)	W, 3-2
4/13	• Morehead State (H)	W, 9-6
4/15	Belmont (H)	[11] L, 5-6
4/18	• Murray State (A)	L, 3-6
4/18	• Murray State (A)	W, 5-3
4/19	• Murray State (A)	L, 2-7
4/22	Vanderbilt (A)	[11] L, 2-3
4/23	Middle Tennessee (A)	L, 6-8
4/26	• Southeast Missouri (H)	L, 3-9
4/26	• Southeast Missouri (H)	W, 4-2
4/27	• Southeast Missouri (H)	L, 6-8
4/29	Memphis (H)	W, 9-6
4/30	Evansville (H)	W, 15-4
5/3	• Eastern Illinois (H)	W, 3-0
5/3	• Eastern Illinois (H)	W, 3-0
5/4	• Eastern Illinois (H)	W, 11-8
5/10	• Eastern Kentucky (A)	W, 13-5
5/10	• Eastern Kentucky (A)	W, 17-4
5/11	• Eastern Kentucky (A)	W, 19-18
5/13	Evansville (A)	L, 11-12
5/16	• Tennessee Tech (A)	L, 4-11
5/16	• Tennessee Tech (A)	W, 7-5
5/17	• Tennessee Tech (A)	[10] W, 10-5

2003 GOVERNORS

27-27-1 Overall, 14-5-1 OVC

OVC Regular Season Champion

Front Row (l-r): James Ray, Ron Bethke, Chris Key, Matt Taylor, Nic Frederick, Tommy Smith, Alfredo Burkeen. **Second Row:** Travis Beech, Jeff Mault, Chris Hyde, Jake Lund, Brett Luther, Marcus Pearson, Jacob Schroeder, Matt Dodds. **Third Row:** Devin Thomas, assistant coach Greg Troy, assistant coach Brian Hetland, head coach Gary McClure, volunteer assistant Casey Callaway, Scott Steinbrecher, athletic trainer Brandy Mann. **Back Row:** Shawn Kelley, Mitch Turriglio, Matt Ledbetter, A.J. Ellis, Dustin Smith, Cody Goins, Adam Muston, Brad Daniel.

OVC Tournament • Paducah, Ky.

5/21	Eastern Illinois (N)	L, 11-12
5/22	Southeast Missouri (N)	L, 0-4

2004

RECORD: 35-21, 20-7 OVC
COACH: Gary McClure
OVC Regular-Season Champions

2/28	Wright State (H)	W, 8-3
2/28	Wright State (H)	L, 1-9
2/29	Wright State (H)	W, 9-8
3/2	Lipscomb (A)	W, 4-3
3/6	Akron (H)	W, 1-0
3/6	Akron (H)	W, 6-5
3/7	Akron (H)	W, 2-0
3/10	Vanderbilt (H)	L, 4-7
3/12	Birmingham-Southern (A)	L, 2-9
3/13	Birmingham-Southern (A)	L, 6-7
3/14	Birmingham-Southern (A)	L, 4-19
3/16	Georgia State (A)	W, 19-8
3/17	Georgia State (A)	W, 11-4
3/21	Youngstown State (H)	W, 2-1
3/21	Youngstown State (H)	W, 1-0
3/22	Wis.-Stevens Point (H)	W, 7-1
3/23	Memphis (A)	L, 2-5
3/24	Lee University (H)	W, 12-9
3/27	• Morehead State (H)	W, 6-3
3/27	• Morehead State (H)	W, 8-3
3/28	• Morehead State (H)	W, 6-4
3/30	Lipscomb (H)	W, 3-1
3/31	Vanderbilt (A)	L, 4-7
4/3	• Samford (A)	W, 6-2
4/3	• Samford (A)	W, 7-1
4/4	• Samford (A)	W, 7-5
4/7	Middle Tennessee (H)	L, 6-7
4/9	• Tennessee Tech (H)	L, 9-12
4/9	• Tennessee Tech (H)	L, 0-7
4/10	• Tennessee Tech (H)	W, 6-1
4/14	Western Kentucky (H)	L, 1-13
4/17	• Southeast Mo. (A)	[10] W, 3-2
4/17	• Southeast Missouri (A)	W, 15-4
4/18	• Southeast Missouri (A)	L, 7-9
4/21	Middle Tennessee (A)	L, 1-6
4/24	• Tennessee-Martin (H)	W, 23-2
4/24	• Tennessee-Martin (H)	W, 13-4
4/25	• Tennessee-Martin (H)	W, 13-1
4/28	Belmont (A)	W, 7-6
5/1	• Eastern Illinois (A)	W, 10-8
5/2	• Eastern Illinois (A)	W, 11-2
5/2	• Eastern Illinois (A)	L, 0-7
5/4	Belmont (H)	L, 4-5
5/5	Memphis (H)	W, 13-10
5/8	• Murray State (H)	W, 5-1
5/8	• Murray State (H)	W, 7-6
5/9	• Murray State (H)	W, 7-6
5/15	• Eastern Kentucky (A)	W, 2-1
5/15	• Eastern Kentucky (A)	L, 3-9
5/16	• Eastern Kentucky (A)	L, 1-4
5/18	Evansville (H)	L, 2-9
5/21	• Jacksonville State (H)	W, 9-4
5/21	• Jacksonville State (H)	W, 3-1
5/22	• Jacksonville State (H)	L, 10-11

OVC Tournament • Paducah, Ky.

5/27	Samford (N)	L, 3-15
5/27	Southeast Missouri (N)	L, 1-6

2005

RECORD: 38-24, 16-11 OVC
COACH: Gary McClure
OVC Tournament Champions
NCAA Tournament Appearance

2/18	Birmingham-Southern (A)	W, 4-3
2/19	Birmingham-Southern (A)	L, 6-8
2/19	Birmingham-Southern (A)	L, 5-7

Austin Peay Invitational • Clarksville, Tenn.

2/25	Wisconsin-Milwaukee (H)	W, 9-1
2/26	Valparaiso (H)	W, 6-0
2/27	Akron (H)	W, 9-5

National Bank Classic • Starkville, Miss.

3/4	Kansas (N)	W, 11-6
3/4	Mississippi State (A)	L, 3-4
3/5	Kansas (N)	L, 4-11
3/8	Indiana State (H)	W, 4-3
3/8	Indiana State (H)	W, 1-0

Aces' Diamond Classic • Evansville, Ind.

3/12	Northern Illinois (N)	L, 2-5
3/13	Wright State (N)	L, 5-13
3/13	Evansville (A)	W, 6-3
3/15	Lipscomb (A)	W, 13-5
3/19	Indiana State (A)	L, 8-15
3/19	Indiana State (A)	W, 4-3
3/22	Belmont (A)	W, 10-8
3/25	• Morehead State (A)	L, 2-4
3/25	• Morehead State (A)	[8] L, 3-4
3/26	• Morehead State (A)	L, 8-12
3/29	Lipscomb (H)	W, 15-7
3/30	Memphis (H)	W, 9-6
4/2	• Samford (H)	W, 8-0
4/3	• Samford (H)	W, 3-2
4/3	• Samford (H)	L, 3-5
4/5	Middle Tennessee (H)	L, 5-13
4/9	• Tennessee Tech (A)	W, 6-0
4/9	• Tennessee Tech (A)	W, 6-0
4/10	• Tennessee Tech (A)	W, 10-9
4/12	Middle Tennessee (A)	L, 7-19
4/13	Memphis (A)	W, 8-4
4/16	• Southeast Missouri (H)	L, 4-6
4/16	• Southeast Missouri (H)	W, 5-3
4/17	• Southeast Missouri (H)	W, 11-2
4/19	Georgia State (H)	W, 4-3
4/20	Georgia State (H)	[11] W, 10-9
4/23	• Tennessee-Martin (A)	W, 14-3
4/23	• Tennessee-Martin (A)	W, 2-0
4/24	• Tennessee-Martin (A)	W, 6-1
4/27	Western Kentucky (H)	W, 5-4
4/30	• Eastern Illinois (H)	W, 5-2
5/1	• Eastern Illinois (H)	[9] L, 2-3
5/1	• Eastern Illinois (H)	W, 5-2
5/7	• Murray State (A)	W, 15-7
5/7	• Murray State (A)	W, 6-1
5/8	• Murray State (A)	L, 4-8
5/10	Evansville (H)	W, 9-6
5/11	Belmont (H)	W, 11-8
5/14	• Eastern Kentucky (H)	W, 9-2
5/14	• Eastern Kentucky (H)	W, 6-2
5/15	• Eastern Kentucky (H)	[10] L, 13-16
5/17	Western Kentucky (A)	L, 13-29
5/20	• Jacksonville State (A)	L, 0-2
5/20	• Jacksonville State (A)	L, 5-6
5/21	• Jacksonville State (A)	L, 5-11

O'Reilly/OVC Tournament • Paducah, Ky.

5/26	Murray State (N)	W, 6-5
5/27	Jacksonville State (N)	W, 4-1
5/28	Jacksonville State (N)	[10] L, 7-8
5/29	Jacksonville State (N)	W, 5-0

NCAA Knoxville Regional • Knoxville, Tenn.

6/3	Tennessee (A)	L, 5-7

2004 GOVERNORS

35-21 Overall, 20-7 OVC
OVC Regular Season Champion

Front Row (l-r): Michael Dunn, Jacob Crass, James Ray, Jake Peterson, Chris Key, Mason Boisseau, Bo Baker, Tommy Smith. **Second Row:** Nick Frederick, Chris Poynter, Rafael Hill, Alfredo Burkeen, Devin Thomas, Jeremy Cabbage, Jacob Schroeder, Jeff Mault, Adam Carrico. **Third Row:** Marcus Pearson, Ron Bethke, Student Manager Scott Mann, Assistant Coach Casey Callaway, Assistant Coach Greg Troy, Head Coach Gary McClure, Assistant Coach Brian Hetland, Student Assistant Tyler McMillian, student manager Justin Browning, Athletic Trainer Brandy Mann. **Fourth Row:** Chris Hyde, Jared Walker, Matt Ledbetter, Adam Muston, Cody Goins, Rowdy Hardy, Brad Daniel, Shawn Kelley, Brett Luther, Scott Steinbrecher.

2005 GOVERNORS

38-24 Overall, 16-11 OVC
OVC Regular Season Champion
OVC Tournament Champion
NCAA Knoxville Regional Participant

Front Row (l-r): James Ray, Jeremy Cabbage, Ryan Kane, Rafael Hill, Matt Brown, Jacob Schroeder, Brett Luther. **Second Row:** Student Manager John Harris, Chris Poynter, Jake Peterson, Jeff Lykins, Jacob Crass, Bo Baker, Michael Dunn, Tommy Smith, Student Manager Justin Browning. **Third Row:** Chris Hyde, Marcus Pearson, Student Assistant Tyler McMillian, Assistant Coach Casey Callaway, Head Coach Gary McClure, Assistant Coach Derrick Dunbar, Assistant Coach Brian Hetland, Devin Thomas, Athletic Trainer Brandy Mann. **Fourth Row:** Jared Walker, Shawn Kelley, Matt Ledbetter, Dane Milleville, Rowdy Hardy, Brad Daniel, Jamie Ganz, Will Hogue, Cody Youngblood, Dane Miller.

6/4	Wichita State (N)	L, 1-5

2006

RECORD: 32-27, 14-13 OVC
COACH: Gary McClure

2/17	Birmingham-Southern (H)	W, 3-2
2/23	Illinois State (H)	W, 7-6
2/24	Iowa (H)	L, 10-12
2/25	Dayton (H)	L, 7-9
2/26	Illinois State (H)	W, 6-5
3/1	Lipscomb (A)	W, 16-3
3/3	Valparaiso (H)	W, 5-4
3/4	Valparaiso (H)	L, 4-5
3/5	Valparaiso (H)	W, 16-10
3/7	North Florida (A)	[10] W, 3-2
3/8	North Florida (A)	W, 3-1
3/11	Youngstown State (H)	W, 11-9
3/11	Youngstown State (H)	L, 4-6
3/12	Youngstown State (H)	W, 11-2
3/14	Indiana State (A)	L, 2-5
3/15	Middle Tennessee (H)	W, 8-4
3/22	Evansville (A)	L, 2-7
3/23	Freed-Hardeman (H)	W, 14-8
3/25	• Jacksonville State (H)	W, 3-1
3/25	• Jacksonville State (H)	L, 4-5
3/26	• Jacksonville State (H)	L, 3-9
3/28	Memphis (H)	W, 14-6
3/29	Memphis (A)	W, 11-9
4/1	• Morehead State (H)	W, 4-2
4/1	• Morehead State (H)	W, 4-1
4/2	• Morehead State (H)	W, 10-4
4/4	Western Kentucky (A)	W, 12-9
4/5	Vanderbilt (H)	[14] L, 2-6
4/8	• Samford (A)	L, 8-10
4/9	• Samford (A)	[10] L, 0-1
4/9	• Samford (A)	L, 3-4
4/11	Middle Tennessee (A)	L, 5-15
4/14	• Tennessee Tech (H)	L, 3-5
4/14	• Tennessee Tech (H)	L, 1-2
4/15	• Tennessee Tech (H)	W, 11-7
4/18	Western Kentucky (H)	W, 11-5
4/19	Belmont (H)	L, 5-6
4/22	• Southeast Missouri (A)	W, 7-4
4/22	• Southeast Missouri (A)	L, 4-8
4/23	• Southeast Missouri (A)	W, 7-2
4/25	Vanderbilt (A)	L, 2-7
4/26	Belmont (A)	W, 18-6
4/29	• Tennessee-Martin (H)	W, 7-1
4/29	• Tennessee-Martin (H)	W, 7-4
4/30	• Tennessee-Martin (H)	W, 4-3
5/6	• Eastern Illinois (A)	L, 3-4
5/6	• Eastern Illinois (A)	L, 2-9
5/7	• Eastern Illinois (A)	L, 4-9
5/9	Lipscomb (H)	L, 2-9
5/13	• Murray State (H)	W, 10-4
5/13	• Murray State (H)	W, 3-1
5/14	• Murray State (H)	W, 9-3
5/16	Evansville (H)	L, 4-8
5/19	• Eastern Kentucky (A)	L, 6-12
5/19	• Eastern Kentucky (A)	W, 5-0
5/20	• Eastern Kentucky (A)	L, 4-6
O'Reilly/OVC Tournament • Paducah, Ky.		
5/24	Eastern Kentucky (N)	L, 3-6
5/25	Eastern Illinois (N)	W, 10-2
5/26	Southeast Missouri (N)	L, 9-10

2007

RECORD: 40-22, 19-8 OVC
COACH: Gary McClure
OVC Regular-Season Champions
OVC Tournament Champions
NCAA Tournament Appearance

2/18	Central Arkansas (H)	W, 10-2
2/18	Cincinnati (H)	W, 4-3
2/19	Cincinnati (H)	L, 7-9
2/27	Vanderbilt (A)	L, 0-8
3/2	Ball State (H)	W, 4-3
3/3	Ball State (H)	L, 1-10
3/4	Ball State (H)	L, 2-4
3/6	Mississippi (A)	L, 3-4
3/7	Mississippi (A)	L, 3-9
3/9	Wisconsin-Milwaukee (H)	W, 3-1
3/10	Wisconsin-Milwaukee (H)	W, 5-4
3/11	Wisconsin-Milwaukee (H)	W, 14-0
3/13	Indiana State (H)	W, 11-5
3/14	Indiana State (A)	W, 8-7
3/17	Furman (A)	W, 5-1
3/17	Furman (A)	W, 7-5
3/18	Furman (A)	W, 4-1
3/21	Belmont (H)	W, 3-2
3/24	• Jacksonville State (A)	L, 6-7
3/24	• Jacksonville State (A)	L, 4-13
3/25	• Jacksonville State (A)	L, 3-4
3/27	Middle Tennessee (A)	L, 8-9
3/28	Evansville (H)	W, 7-1
3/31	• Morehead State (A)	W, 17-6
3/31	• Morehead State (A)	W, 3-1
4/1	• Morehead State (A)	W, 28-10
4/4	Vanderbilt (H)	L, 1-4
4/6	• Samford (H)	W, 1-0
4/6	• Samford (H)	L, 1-5
4/7	• Samford (H)	L, 1-4
4/10	Middle Tennessee (H)	[10] L, 4-5
4/14	• Tennessee Tech (A)	W, 10-5
4/14	• Tennessee Tech (A)	W, 4-2
4/15	• Tennessee Tech (A)	[11] W, 3-1
4/17	Memphis (A)	L, 3-4
4/18	Memphis (H)	L, 7-13
4/21	• Southeast Missouri (H)	W, 4-2
4/21	• Southeast Missouri (H)	W, 4-0
4/22	• Southeast Mo. (H)	[12] L, 14-16
4/24	Western Kentucky (A)	W, 6-5
4/25	Evansville (A)	W, 8-7
4/28	• Tennessee-Martin (A)	W, 4-0
4/28	• Tennessee-Martin (A)	W, 15-3
4/29	• Tennessee-Martin (A)	W, 4-2
5/5	• Eastern Illinois (H)	W, 8-2
5/5	• Eastern Illinois (H)	W, 6-1
5/6	• Eastern Illinois (H)	W, 8-2
5/8	Mississippi State (H)	[11] W, 3-2
5/9	Mississippi State (H)	W, 7-5
5/12	• Murray State (A)	W, 7-3
5/12	• Murray State (A)	[10] L, 6-7
5/13	• Murray State (A)	W, 15-3
5/15	Belmont (H)	L, 0-2
5/18	• Eastern Kentucky (H)	L, 4-5
5/18	• Eastern Kentucky (H)	W, 2-0
5/19	• Eastern Kentucky (H)	W, 9-2
O'Reilly/OVC Tournament • Paducah, Ky.		
5/24	Samford (N)	W, 5-1
5/25	Jacksonville State (N)	W, 2-1
5/26	Jacksonville State (N)	W, 3-2
NCAA Nashville Regional • Nashville, Tenn.		
6/1	Vanderbilt (A)	[11] L, 1-2
6/2	Memphis (N)	W, 18-7
6/3	Vanderbilt (A)	L, 5-11

2008

RECORD: 27-29, 14-12 OVC
COACH: Gary McClure

2/23	Valparaiso (H)	L, 6-15
2/23	Valparaiso (H)	W, 12-4
2/24	Valparaiso (H)	L, 5-11
Austin Peay Invitational • Clarksville, Tenn.		
2/29	Valparaiso (H)	W, 5-4
3/1	Indiana (H)	L, 1-9
3/2	Illinois State (H)	W, 9-6
3/5	East Tennessee (A)	W, 6-5
3/5	East Tennessee (A)	W, 9-7
Governors Classic • Clarksville, Tenn.		
3/10	Bradley (H)	L, 4-5
3/10	*Dayton (H)*	*L, 4-12*
3/11	Lipscomb (H)	W, 8-6
3/12	Belmont (A)	W, 5-3
3/14	Milwaukee (H)	L, 7-12
3/15	Milwaukee (H)	L, 5-10
3/16	Milwaukee (H)	W, 6-4
3/21	• Eastern Kentucky (A)	L, 1-2
3/21	• Eastern Kentucky (A)	W, 7-5
3/22	• Eastern Kentucky (A)	L, 3-7
3/25	Memphis (AJAX)	W, 4-2
3/26	Western Kentucky (A)	W, 9-3
3/29	• Jacksonville State (H)	L, 6-7
3/30	• Jacksonville State (H)	L, 7-19
3/30	• Jacksonville State (H)	W, 4-1
4/1	Mississippi State (A)	L, 4-13
4/2	Mississippi State (A)	L, 2-10
4/5	• Morehead State (H)	W, 26-4
4/5	• Morehead State (H)	W, 4-3
4/6	• Morehead State (H)	W, 8-2
4/8	Tennessee (A)	L, 13-16
4/9	Vanderbilt (A)	L, 1-8
4/12	• Samford (A)	L, 3-5
4/12	• Samford (A)	L, 1-6
4/13	• Samford (A)	L, 5-7
4/15	Belmont (H)	W, 10-7
4/16	Middle Tennessee (A)	L, 9-11
4/19	• Tennessee Tech (H)	W, 10-5
4/19	• Tennessee Tech (H)	L, 3-7
4/20	• Tennessee Tech (H)	W, 7-3
4/22	Vanderbilt (H)	L, 8-9
4/23	Evansville (A)	W, 5-2
4/26	• Southeast Missouri (A)	W, 6-5
4/26	• Southeast Missouri (A)	W, 7-6
4/27	• Southeast Missouri (A)	L, 9-10
5/3	• Tennessee-Martin (H)	W, 13-3
5/4	• Tennessee-Martin (H)	L, 2-4
5/4	• Tennessee-Martin (H)	W, 12-3
5/5	Middle Tennessee (H)	L, 10-18
5/7	Evansville (H)	W, 10-4
5/10	• Eastern Illinois (A)	L, 3-4
5/10	• Eastern Illinois (A)	W, 8-4
5/13	Lipscomb (A)	L, 2-7
5/16	• Murray State (H)	W, 4-2
5/16	• Murray State (H)	W, 3-2
5/17	• Murray State (H)	L, 4-11
OVC Tournament • Paducah, Ky.		
5/21	Southeast Missouri (N)	L, 2-5
5/22	Tennessee Tech (N)	L, 4-5

2009

RECORD: 22-30, 7-12 OVC
COACH: Gary McClure

2/20	Lamar (A)	L, 0-1
2/21	Lamar (A)	L, 1-4
2/21	Lamar (A)	L, 2-16
2/22	Lamar (A)	L, 10-13
2/24	Tennessee (A)	W, 5-3
Austin Peay Invitational • Clarksville, Tenn.		
2/27	Cleveland State (H)	W, 6-0
3/1	*Ball State (H)*	*L, 4-10*
3/4	Indiana State (H)	W, 12-4
3/6	Iowa (H)	L, 9-15
3/7	Iowa (H)	W, 10-4
3/8	Iowa (H)	W, 20-9
3/10	Mississippi (A)	L, 7-8
3/11	Mississippi (A)	L, 0-3
3/13	Milwaukee (H)	W, 10-8
3/14	Milwaukee (H)	W, 7-4
3/14	Milwaukee (H)	L, 2-3
3/15	Milwaukee (H)	W, 5-1
3/19	Iowa (H)	L, 3-10
3/21	• Eastern Kentucky (H)	W, 2-1
3/21	• Eastern Kentucky (H)	L, 7-10
3/22	• Eastern Kentucky (H)	L, 6-11
3/24	Vanderbilt (A)	L, 5-10
3/25	Evansville (H)	L, 7-8
3/28	• Jacksonville State (A)	L, 5-6
3/28	• Jacksonville State (A)	L, 0-4
3/29	• Jacksonville State (A)	W, 10-9
4/1	Middle Tennessee (H)	L, 8-18
4/3	SIU Edwardsville (H)	W, 7-5

2007 GOVERNORS

40-22 Overall, 19-8 OVC
OVC Regular Season Champion
OVC Tournament Champion
NCAA Nashville Regional Participant

Front Row (l-r): Assistant coach Jake Peterson, Jake Brisbin, Jacob Crass, Andrew Bradley, Josh Kemph, Levi Cheshire, Rafael Hill, J.B. Gilbert, Brandon Munsey, assistant coach Eddie Fitzpatrick. **Second Row:** Head Coach Gary McClure, Andrew Clement, Will Hogue, Ryan Gilboy, Trey Lucas, Tyler Farrar, Dane Miller, Jeff Lykins, Stephen Huff, Keegan McCamment, Matt Smith, assistant coach Ryan Edwards. **Third Row:** Josh Meeker, Jason Stoermer, Daniel Baggett, Ben Wilshire, Ryne Mantooth, Matt Reynolds, David Vicini, Tyler Bullock, Jake Lane, Shawn Kelley, Matt Kole.

4/4	SIU Edwardsville (H)	W, 15-5
4/5	SIU Edwardsville (H)	[11] W, 8-7
4/7	Lipscomb (H)	W, 6-4
4/8	Evansville (A)	L, 5-9
4/11	• Morehead State (A)	L, 1-3
4/11	• Morehead State (A)	L, 1-3
4/14	Western Kentucky (H)	W, 7-4
4/15	Memphis (AJAX)	[13] L, 4-5
4/18	• Tennessee Tech (H)	W, 6-2
4/18	• Tennessee Tech (H)	L, 3-4
4/21	Vanderbilt (H)	W, 9-8
4/22	Belmont (A)	L, 1-7
4/25	• Southeast Missouri (H)	L, 9-12
4/25	• Southeast Missouri (H)	W, 9-5
4/26	• Southeast Missouri (H)	L, 3-13
4/28	Western Kentucky (A)	L, 4-14
4/29	Middle Tennessee (A)	L, 13-18
5/2	• Tennessee-Martin (A)	W, 6-3
5/2	• Tennessee-Martin (A)	W, 8-6
5/3	• Tennessee-Martin (A)	L, 1-6
5/12	Lipscomb (A)	W, 9-6
5/15	• Murray State (A)	L, 2-4
5/15	• Murray State (A)	W, 7-5
5/16	• Murray State (A)	L, 2-3

2010

RECORD: 28-25, 8-13 OVC
COACH: Gary McClure

Riverview Inn Classic • Clarksville, Tenn.		
2/19	Illinois State (H)	W, 15-7
2/20	Iowa (H)	W, 13-8
2/21	Illinois State (H)	L, 8-15
2/23	Vanderbilt (A)	L, 1-2
2/26	Northern Illinois (H)	W, 7-4
2/27	Northern Illinois (H)	W, 4-3
2/28	Northern Illinois (H)	W, 9-8
3/2	Western Kentucky (A)	L, 7-14
Riverview Inn Invit. • Clarksville, Tenn.		
3/5	Milwaukee (H)	W, 9-1
3/6	Dayton (H)	W, 8-2
3/7	SIU Edwardsville (H)	W, 10-9
3/9	Mississippi (A)	L, 4-14
3/10	Mississippi (A)	L, 2-10
3/12	Charlotte (A)	L , 7-12
3/13	Charlotte (A)	W, 8-2
3/16	Evansville (H)	L, 11-15
Governors Challenge • Clarksville, Tenn.		
3/20	Georgia State (H)	L, 4-14
3/20	Centenary (H)	W, 7-0
3/23	Indiana State (A)	L, 5-6
3/24	Lipscomb (H)	W, 4-3
3/27	• Murray State (H)	W, 11-8
3/27	• Murray State (H)	W, 14-8
3/28	• Murray State (H)	L, 6-9
3/30	Middle Tennessee (H)	W, 11-5
4/2	• Eastern Illinois (A)	L, 0-2
4/2	• Eastern Illinois (A)	L, 3-4
4/3	• Eastern Illinois (A)	W, 18-6
4/6	Memphis (AJAX)	W, 14-7
4/7	Middle Tennessee (A)	W, 19-13
4/10	• Eastern Kentucky (A)	L, 1-10
4/10	• Eastern Kentucky (A)	L, 4-8
4/11	• Eastern Kentucky (A)	L, 12-15
4/13	Western Kentucky (H)	L, 7-14
4/17	• Jacksonville State (H)	L , 5-6
4/17	• Jacksonville State (H)	W, 4-2
4/18	• Jacksonville State (H)	L, 1-3
4/20	Belmont (H)	W, 17-14
4/25	SIU Edwardsville (H)	W, 5-2
4/25	SIU Edwardsville (H)	W, 6-5
4/27	Vanderbilt (H)	W, 5-4
4/28	Belmont (A)	L, 4-7
5/8	• Tennessee Tech (A)	L, 3-15
5/8	• Tennessee Tech (A)	L, 1-6
5/9	• Tennessee Tech (A)	L, 2-10
5/11	Evansville (A)	L, 7-11
5/11	Evansville (A)	W, 13-2
5/15	• Southeast Missouri (A)	W, 8-4
5/15	• Southeast Missouri (A)	L, 1-2
5/16	• Southeast Missouri (A)	L, 3-10
5/18	Lipscomb (A)	W, 8-7
5/21	• Tennessee-Martin (H)	W, 9-7
5/22	• Tennessee-Martin (H)	W, 9-3
5/22	• Tennessee-Martin (H)	W, 11-9

2011

RECORD: 34-24, 17-6 OVC
COACH: Gary McClure
OVC Regular-Season Champions
OVC Tournament Champions
NCAA Tournament Appearance

2/18	Valparaiso (H)	W, 7-3
2/19	Valparaiso (H)	W, 11-10
2/20	Valparaiso (H)	W, 7-3
2/26	Illinois State (H)	W, 5-4
3/1	Mississippi (A)	L, 4-5
3/2	Mississippi (A)	L, 3-11
Riverview Inn Invit. • Clarksville, Tenn.		
3/4	Eastern Michigan (H)	L, 15-16
3/4	Eastern Michigan (H)	W, 10-5
3/6	Alabama A&M (H)	W, 11-4
3/8	South Dakota State (H)	W, 10-7
3/9	South Dakota State (H)	L, 2-8
3/11	Arkansas State (A)	L, 2-11
3/12	Arkansas State (A)	L, 1-6
3/13	Arkansas State (A)	W, 9-2
3/16	Tennessee (H)	L, 3-5
3/18	Illinois State (A)	L, 2-6
3/19	Illinois State (A)	W, 3-2
3/19	Illinois State (A)	L, 2-9
3/22	Western Kentucky (A)	L, 2-5
3/27	• Murray State (A)	W, 5-2
3/27	• Murray State (A)	L, 2-3
3/30	Middle Tennessee (H)	L, 6-9
4/2	• Eastern Illinois (H)	L, 9-11
4/2	• Eastern Illinois (H)	W, 8-0
4/3	• Eastern Illinois (H)	W, 8-7
4/5	Evansville (H)	L, 3-24
4/6	Middle Tennessee (A)	W, 11-4
4/9	• Eastern Kentucky (H)	W, 7-4
4/9	• Eastern Kentucky (H)	L, 5-8
4/10	• Eastern Kentucky (H)	W, 8-6
4/12	Western Kentucky (H)	L, 6-17
4/13	Belmont (H)	L, 16-17
4/16	• Jacksonville State (A)	W, 9-5
4/16	• Jacksonville State (A)	L, 4-5
4/17	• Jacksonville State (A)	W, 7-2
4/19	Lipscomb (H)	W, 16-15
4/22	SIU Edwardsville (A)	L, 0-1
4/26	Belmont (A)	W, 7-5
4/30	• Morehead State (A)	W, 7-3
4/30	• Morehead State (A)	W, 12-10
5/1	• Morehead State (A)	W, 24-5
5/7	• Tennessee Tech (H)	W, 8-7
5/7	• Tennessee Tech (H)	W, 5-4
5/8	• Tennessee Tech (H)	W, 10-4
5/11	Evansville (A)	L, 3-8
5/14	• Southeast Missouri (H)	W, 6-5
5/14	• Southeast Missouri (H)	L, 2-3
5/15	• Southeast Missouri (H)	W, 7-5
5/17	Lipscomb (A)	W, 6-5
5/20	• Tennessee-Martin (A)	W, 11-6
5/20	• Tennessee-Martin (A)	W, 14-3
5/21	• Tennessee-Martin (A)	L, 6-7
OVC Tournament • Jackson, Tenn.		
5/26	Tennessee Tech (N)	W, 2-1
5/27	Jacksonville State (N)	W, 4-1
5/28	Jacksonville State (N)	W, 7-3
NCAA Atlanta Regional • Atlanta, Ga.		
6/3	Georgia Tech (A)	W, 2-1
6/4	Mississippi State (N)	L, 3-8
6/5	Georgia Tech (A)	L, 2-12

2012

RECORD: 40-24, 19-7 OVC
COACH: Gary McClure
OVC Regular-Season Co-Champions
OVC Tournament Champions
NCAA Tournament Appearance
NCAA Eugene Region Finalist

2/17	Illinois State (H)	W, 9-6
2/18	Illinois State (H)	W, 2-0
2/18	Illinois State (H)	W, 3-2
2/19	Illinois State (H)	L, 1-10
2/24	Georgia State (A)	L, 5-8
2/25	Georgia State (A)	W, 5-3
2/26	Georgia State (A)	L, 7-9
Riverview Inn Classic • Clarksville, Tenn.		
3/2	Youngstown State (H)	W, 8-2
3/3	Iowa (H)	W, 4-3
3/4	Akron (H)	W, 14-4
3/6	Alabama A&M (A)	W, 7-1
Riverview Inn Chall. • Clarksville, Tenn.		
3/9	Northern Illinois (H)	L, 1-5
3/10	Dayton (H)	L, 1-12
3/11	Arkansas State (H)	W, 10-9
3/13	Memphis (A)	L, 2-3
3/14	Evansville (H)	L, 3-7
3/16	Ohio State (A)	L, 3-4
3/17	Ohio State (A)	W, 7-2
3/18	Ohio State (A)	L, 3-7
3/20	Lipscomb (A)	W, 12-7
3/21	Western Kentucky (H)	L, 8-12
3/23	• Southeast Missouri (A)	W, 8-5
3/24	• Southeast Missouri (A)	W, 5-2
3/25	• Southeast Missouri (A)	W, 11-7
3/27	Alabama A&M (H)	W, 19-4
3/30	• Tennessee-Martin (H)	W, 10-2
3/31	• Tennessee-Martin (H)	W, 4-0
4/1	• Tennessee-Martin (H)	W, 12-8
4/3	Belmont (H)	L, 2-6
4/6	• Eastern Illinois (A)	W, 8-7
4/7	• Eastern Illinois (A)	L, 1-2
4/11	Middle Tennessee (H)	W, 10-3
4/13	• Murray State (H)	L, 7-13
4/14	• Murray State (H)	W, 9-8
4/15	• Murray State (H)	W, 13-12
4/18	Middle Tennessee (A)	L, 7-10
4/20	• Eastern Kentucky (A)	W, 10-9
4/21	• Eastern Kentucky (A)	L, 6-7
4/22	• Eastern Kentucky (A)	W, 18-2
4/24	Tennessee (A)	W, 8-4
4/27	• Jacksonville State (H)	W, 5-2
4/28	• Jacksonville State (H)	L, 2-17
4/29	• Jacksonville State (H)	L, 2-8
5/4	• SIU Edwardsville (A)	W, 9-5
5/5	• SIU Edwardsville (A)	W, 6-2
5/6	• SIU Edwardsville (A)	L, 8-9
5/8	Lipscomb (H)	W, 3-1
5/9	Evansville (A)	L, 1-12
5/11	• Morehead State (H)	W, 8-0
5/12	• Morehead State (H)	W, 17-5
5/12	• Morehead State (H)	W, 7-1
5/15	Belmont (A)	L, 3-4
5/17	• Tennessee Tech (A)	L, 0-5
5/18	• Tennessee Tech (A)	W, 10-7
5/19	• Tennessee Tech (A)	W, 10-4
OVC Tournament • Jackson, Tenn.		
5/24	Southeast Missouri (N)	L, 3-4
5/25	Jacksonville State (N)	W, 7-6
5/26	Southeast Missouri (N)	W, 10-6
5/26	Eastern Illinois (N)	W, 7-0
5/27	Eastern Illinois (N)	W, 3-0
NCAA Eugene Regional • Eugene, Ore.		
6/1	Oregon (A)	L, 5-6
6/2	Indiana State (N)	W, 1-0
6/3	Cal State Fullerton (N)	W, 3-0
6/3	Oregon (A)	L, 1-8

2011 GOVERNORS

34-24 Overall, 17-6 OVC
OVC Regular-Season Champion
OVC Tournament Champion
NCAA Atlanta Regional Participant

Front Row (l-r): Chris Gili, Dylan Riner, Britte Underwood, Jordan Hankins, Jon Clinard, P.J. Torres, Greg Bachman, Blake Frazier, Hunter Smith. **Second Row:** Chuck Edlin, John Hogan, Matt Wollenzin, Michael Blanchard, manager Andrew Batts, manager Todd Haley, manager Jake Puckett, Mason Caldwell, Haskell Fink, Cody Hudson, Mark Allen Bounds. **Third Row:** Rolando Gautier, Tyler Childress, Shayne Martin, Eric Davis, assistant coach Joel Mangrum, head coach Gary McClure, assistant coach Derrick Dunbar, volunteer assistant Joel Pedretti, Mike Hebert, Mason Dillon, Alex Belew. **Fourth Row:** Lucas Anderson, Zach Toney, Dylan Ray, Jack Snodgrass, Shawn Zabriskie, Andy Cox, Ryne Harper, Reed Harper, Jeremy Dobbs, Zane Leffew.

2013

47-15, 22-7 OVC
COACH: Gary McClure
OVC Tournament Champions
NCAA Tournament Appearance
NCAA Bloomington Region Finalist

2/15	Iowa (H)	W, 4-2
2/16	Iowa (H)	L, 1-13
2/17	Iowa (H)	W, 6-1
2/19	Middle Tennessee (A)	W, 5-2
2/22	Illinois State (H)	W, 9-4
2/23	Illinois State (H)	W, 9-6
2/24	Illinois State (H)	W, 6-4
2/26	Southern Illinois (H)	W, 11-8
3/3	Michigan State (H)	W, 7-2
3/3	Michigan State (H)	L, 3-4
3/4	Michigan State (H)	W, 10-7
3/6	Western Kentucky (H)	W, 7-6
Riverview Inn Classic • Clarksville, Tenn.		
3/8	Milwaukee (H)	W, 4-3
3/9	Creighton (H)	W, 9-8
3/10	UALR (H)	W, 8-4
3/12	Indiana State (H)	W, 6-5
3/13	Lipscomb (A)	W, 3-1
3/15	• Eastern Illinois (A)	W, 11-3
3/16	• Eastern Illinois (A)	W, 5-2
3/19	Indiana State (A)	L, 1-8
3/22	• Jacksonville State (H)	W, 5-4
3/22	• Jacksonville State (H)	W, 10-1
3/23	• Jacksonville State (H)	L, 9-19
3/26	Mississippi State [14] (A)	L, 5-13
3/28	• Murray State (A)	W, 4-3
3/29	• Murray State (A)	W, 10-3
3/30	• Murray State (A)	W, 6-4
4/2	Lipscomb (H)	W, 6-4
4/3	Western Kentucky (A)	W, 3-1
4/5	• Tennessee Tech (H)	W, 7-3
4/6	• Tennessee Tech (H)	L, 7-10
4/7	• Tennessee Tech (H)	L, 4-12
4/9	Kentucky [13] (A)	L, 3-6
4/10	Southern Illinois (A)	L, 9-10
4/12	• Southeast Missouri (A)	W, 9-4
4/13	• Southeast Missouri (A)	L, 3-5
4/14	• Southeast Missouri (A)	L, 8-14
4/19	• Belmont (H)	L, 2-5
4/20	• Belmont (H)	W, 5-3
4/21	• Belmont (H)	W, 10-6
4/24	Evansville (H)	W, 3-1
4/24	Evansville (H)	W, 3-2
4/26	• Eastern Kentucky (A)	L, 1-2
4/26	• Eastern Kentucky (A)	W, 10-8
4/27	• Eastern Kentucky (A)	W, 9-6
5/3	• Morehead State (H)	W, 9-8
5/4	• Morehead State (H)	W, 6-5
5/5	• Morehead State (H)	W, 9-3
5/10	• Tennessee-Martin (A)	W, 9-5
5/11	• Tennessee-Martin (A)	W, 5-1
5/12	• Tennessee-Martin (A)	W, 8-0
5/14	[30] Memphis (A)	W, 9-2
5/16	[30] • SIU Edwardsville (H)	W, 20-2
5/17	[30] • SIU Edwardsville (H)	W, 10-8
5/18	[30] • SIU Edwardsville (H)	W, 16-5
OVC Tournament • Jackson, Tenn.		
5/23	[26] Eastern Kentucky (N)	W, 13-4
5/24	[26] Tennessee Tech (N)	W, 6-2
5/25	[26] Eastern Kentucky (N)	W, 6-3
NCAA Bloomington Regional • Bloomington, Ind.		
5/31	[21] Florida (N)	W, 4-3
6/1	[21] Indiana [8] (A)	L, 6-15
6/2	[21] Valparaiso (N)	W, 5-4
6/2	[21] Indiana [8] (A)	L, 1-6

Numbers in brackets preceding opponent's name indicates APSU's ranking (based on highest ranking of the four major polls). Numbers in brackets following opponent's name are the opponent's ranking.

Notes on 2013 season: Austin Peay received its first-ever national ranking when the National Collegiate Baseball Writers (NCBWA) ranked it No. 30, May 13. At season's end, the Govs were ranked by three major polls: Baseball America (No. 21), Collegiate Baseball (No. 29) and NCBWA (No. 23) while receiving votes in the USA TODAY/Coaches Poll.

2014

23-33, 14-16 OVC
COACH: Gary McClure

2/15	Iowa (H)	L, 5-11
2/15	Iowa (H)	L, 13-15
2/16	Iowa (H)	W, 7-4
2/18	Southern Illinois (H)	L, 4-14
2/21	Baylor (A)	L, 2-5
2/22	Baylor (A)	L, 1-15
2/23	Baylor (A)	L, 1-12
2/25	Eastern Michigan (H)	W, 8-3
2/25	Eastern Michigan (H)	L, 8-9
Riverview Inn Classic • Clarksville, Tenn.		
2/28	Dayton (H)	W, 8-5
3/1	Bradley (H)	W, 10-6
3/7	Akron (H)	L, 0-10
3/8	Milwaukee (H)	W, 5-4
3/9	Milwaukee (H)	W, 12-7
3/11	Lipscomb (H)	L, 6-14
3/14	• Eastern Illinois (H)	L, 6-7
3/15	• Eastern Illinois (H)	W, 14-10
3/15	• Eastern Illinois (H)	W, 10-6
3/18	Tennessee (A)	L, 7-8
3/21	• Jacksonville State (A)	W, 6-1
3/22	• Jacksonville State (A)	L, 2-7
3/22	• Jacksonville State (A)	L, 7-9
3/26	Evansville (H)	W, 7-6
3/26	Evansville (H)	L, 9-10
3/29	• Murray State (H)	L, 2-7
3/30	• Murray State (H)	L, 4-6
3/31	• Murray State (H)	L, 5-8
4/1	Western Kentucky (A)	L, 2-5
4/2	Indiana State (A)	L, 0-3
4/4	• Tennessee Tech (A)	W, 7-4
4/5	• Tennessee Tech (A)	W, 9-6
4/6	• Tennessee Tech (A)	L, 9-16
4/9	Memphis (N)	W, 5-3
4/11	• Southeast Missouri (H)	W, 22-4
4/12	• Southeast Missouri (H)	L, 9-10
4/13	• Southeast Missouri (H)	L, 7-19
4/16	Southern Illinois (A)	L, 0-3
4/17	• Belmont (A)	W, 3-0
4/18	• Belmont (A)	W, 3-2
4/19	• Belmont (A)	L, 2-4
4/23	Middle Tennessee (H)	L, 7-12
4/25	• Eastern Kentucky (H)	W, 6-5
4/26	• Eastern Kentucky (H)	W, 13-9
4/27	• Eastern Kentucky (H)	L, 6-7
4/29	Western Kentucky (H)	L, 5-6
4/30	Middle Tennessee (A)	L, 0-5
5/2	• Morehead State (A)	L, 9-10
5/3	• Morehead State (A)	W, 9-8
5/4	• Morehead State (A)	L, 6-7
5/10	• Tennessee-Martin (H)	L, 3-6
5/11	• Tennessee-Martin (H)	W, 10-2
5/12	• Tennessee-Martin (H)	W, 13-12
5/13	Lipscomb (A)	W, 6-3
5/15	• SIU Edwardsville (A)	W, 6-4
5/16	• SIU Edwardsville (A)	L, 0-1
5/17	• SIU Edwardsville (A)	L, 3-4

Notes on 2014 season: One home game was played off campus during the season, the March 7 contest against Akron was played at Columbia State Community College.

2012 GOVERNORS

40-24 Overall, 19-7 OVC
OVC Regular Season Co-Champion
OVC Tournament Champion
NCAA Eugene Regional Finalist

Front Row (l-r): Britte Underwood, Brock Boyher, P.J. Torres, Dylan Riner, Jordan Hankins, Kacy Kemmer, Jarrett Plunkett. **Second Row:** Brett Carlson, Casey Delgado, Cody Hudson, Matt Wollenzin, Reed Harper, Rolando Gautier, Shawn Zabriskie, Mason Dillon, Austin Atwell, Matt Meadows. **Third Row:** Greg Bachman, Michael Blanchard, Mark Allen Bounds, Tyler Childress, Mike Hebert, Zane Leffew, Tyler Rogers, Zach Toney, Andy Cox, Lucas Anderson, Chuck Edlin, Jon Clinard. **Coaches Not Pictured:** Head Coach Gary McClure, Assistant Coach Joel Mangrum, Assistant Coach Derrick Dunbar and Volunteer Assistant Joe Lincoln.



2013 GOVERNORS

47-15 Overall, 22-7 OVC
OVC Tournament Champion
NCAA Bloomington Regional Finalist

Front Row (l-r): Manager Michael Burns, Kacy Kemmer, Hunter Lindley, Ryan Quick, P.J. Torres, Brett Carlson, Wesley Purcell, Jake Walters, Dylan Riner, Tommy Hager, Chase Morris, Manager Jake Sirmeyer. **Second Row:** Jordan Hankins, Britte Underwood, Rolando Gautier, Craig Massoni, Matt Wollenzin, Mason Dillon, Alex Belew, Matt Meadows, Zach Hall, Michael Davis, Kevin Corey. **Third Row:** Casey Delgado, Jared Carkuff, Brian Krolikowski, Lee Ridenhour, Tyler Rogers, A.J. Gaura, Don Whitson Jr., Kyle Schlatter, Reed Harper, Cody Hudson. **Coaches Not Pictured:** Head Coach Gary McClure, Assistant Coach Joel Mangrum, Assistant Coach Derrick Dunbar and Volunteer Assistant Joe Lincoln.

SERIES SUMMARIES

BELMONT
59-34-0 (.634)
First Meeting: 1954

EASTERN ILLINOIS
34-28-0 (.548)
First Meeting: 1978

EASTERN KENTUCKY
47-49-0 (.490)
First Meeting: 1979

JACKSONVILLE STATE
20-23-0 (.465)
First Meeting: 1997

MOREHEAD STATE
53-29-0 (.646)
First Meeting: 1977

MURRAY STATE
97-100-0 (.492)
First Meeting: 1948

SOUTHEAST MISSOURI
36-49-0 (.424)
First Meeting: 1962

SIU EDWARDSVILLE
14-10-0 (.583)
First Meeting: 1973

TENNESSEE TECH
93-79-1 (.540)
First Meeting: 1938

UT MARTIN
80-28-2 (.736)
First Meeting: 1960

Opponent	W-L-T	Pct.
Akron	5-1-0	.833
Alabama	0-6-0	.000
Alabama A&M	3-0-0	1.000
Alabama-Birmingham	3-12-0	.200
Albion	5-1-0	.833
Arkansas-Little Rock	1-0-0	1.000
Arkansas State	5-8-0	.385
Ashland (Ohio)	0-1-0	.000
Ashland City Indp.	1-0-0	1.000
Auburn	1-5-0	.167
Auburn-Montgomery	2-1-0	.667
Aurora	1-1-0	.500
Ball State	1-4-0	.200
Baylor	0-3-0	.000
Bellarmine	1-0-0	1.000
Belmont	59-34-0	.634
Benedictine (Ill.)	2-0-0	1.000
Bethel (Minn.)	2-0-0	1.000
Bethel (Tenn.)	22-11-0	.667
Bethune-Cookman	1-0-0	1.000
Birmingham-Southern	3-9-0	.250
Bowling Green	0-1-0	.000
Bradley	6-8-0	.429
Brooklyn	3-1-0	.750
Butler	4-1-0	.800
Cal State Fullerton	1-0-0	1.000
Calvin College	5-3-0	.625
Capital (Ohio)	3-0-0	1.000
Carson-Newman	1-2-0	.333
Castle Heights M.A.	6-0-0	1.000
Centenary	1-0-0	1.000
Central Arkansas	1-0-0	1.000
Central Florida	1-1-0	.500
Central Michigan	7-3-0	.700
Central Missouri	2-0-0	1.000
Charlotte	1-1-0	.500
Charlotte Indp.	2-1-0	.667
Chicago State	1-0-0	1.000
Christian Brothers	3-0-0	1.000
Cincinnati	5-2-0	.714
Citadel	0-1-0	.000
Civilian C.C.	4-0-0	1.000
Clarksville Navy	2-1-0	.667
Clemson	0-1-0	.000
Cleveland State	1-0-0	1.000
Coastal Carolina	1-2-0	.333
Columbus State	3-2-0	.600
Creighton	1-0-0	1.000

Opponent	W-L-T	Pct.
Cumberland (Tenn.)	27-38-0	.415
Dayton	2-4-0	.333
DuPont Indp.	0-1-0	.000
Duquesne	1-1-0	.500
East Tennessee	5-1-0	.833
Eastern Illinois	34-28-0	.548
Eastern Kentucky	47-49-0	.490
Eastern Michigan	5-4-0	.571
Evansville	23-39-2	.375
Ferris State	0-1-0	.000
Fisk	3-0-0	1.000
Florida	3-3-0	.500
Florida State	0-5-0	.000
Florida Tech	2-3-0	.400
Francis Marion	1-0-0	1.000
Freed-Hardeman	2-1-0	.667
Furman	7-1-0	.875
Gardner-Webb	1-0-0	1.000
George Mason	0-1-0	.000
George Peabody	0-1-0	.000
George Williams	4-0-0	1.000
Georgia	0-4-0	.000
Georgia Southern	4-2-1	.643
Georgia State	7-4-0	.637
Georgia Tech	1-2-0	.333
Greenville	2-0-0	1.000
Hopkinsville	0-2-0	.000
Illinois State	21-11-0	.656
Illinois Tech	1-0-0	1.000
Illinois-Chicago	2-1-0	.667
Indiana	0-8-0	.000
Indiana State	16-24-0	.400
Indiana-Southeast	5-1-0	.833
Iowa	8-5-0	.615
Jacksonville	1-4-0	.200
Jacksonville State	20-23-0	.465
Kansas	1-1-0	.500
Kansas State	1-0-0	1.000
Kentucky	2-11-0	.154
Kentucky Wesleyan	1-0-0	1.000
Lamar	0-4-0	.000
Lambuth	8-5-0	.615
Lee University	1-0-0	1.000
Lincoln (Missouri)	2-1-0	.667
Lincoln (Pa.)	1-0-0	1.000
Lincoln Memorial	0-3-0	.000
Lipscomb	65-53-1	.508
Louisiana State	0-1-0	.000

Opponent	W-L-T	Pct.
Louisville	19-17-0	.528
Marietta	3-2-0	.600
Martin Methodist	1-0-0	1.000
Maryville	1-1-0	.500
Massachusetts-Lowell	1-0-0	1.000
McKendree	0-1-0	.000
Memphis	23-30-0	.434
Mercyhurst	2-0-0	1.000
Miami (Ohio)	0-2-0	.000
Michigan State	2-1-0	.667
Middle Tennessee	71-129-0	.355
Millikin	7-0-0	1.000
Milwaukee	17-4-0	.810
Mississippi	2-17-0	.105
Mississippi State	2-5-0	.285
Missouri-State Louis	0-5-0	.000
Monmouth	2-0-0	1.000
Montevallo	0-1-0	.000
Morehead State	53-29-0	.646
Murray State	97-100-0	.492
Murray State Fresh.	0-4-0	.000
Nashville Burk	0-1-0	.000
Nashville State	1-1-0	.500
North Alabama	23-25-0	.479
North Florida	4-1-0	.800
Northeast Illinois	3-2-0	.600
Northern Illinois	3-3-0	.500
Northern Iowa	2-0-0	1.000
Northwood (Mich.)	1-0-0	1.000
Notre Dame	1-0-0	1.000
Ohio State	2-2-0	.500
Olivet	0-1-0	.000
Oregon	0-2-0	.000
Otterbein	2-2-0	.500
Penn State	1-1-0	.500
Pensacola Navy	2-0-0	1.000
Pittsburgh-Johnstown	2-0-0	1.000
Purdue	1-4-0	.200
Quincy (Ill.)	3-2-0	.600
Saint Joseph (Ind.)	1-0-0	1.000
Saint Leo	2-4-0	.333
Saint Louis	1-0-0	1.000
Saint Mary's (Ind.)	1-1-0	.500
Samford	15-14-0	.517
South Alabama	1-4-0	.200
South Carolina	0-1-0	.000
South Dakota State	1-1-0	.500
South Florida	0-1-0	.000

Opponent	W-L-T	Pct.
Southeast Missouri	36-49-0	.424
Southern	2-1-0	.667
Southern Illinois	12-22-0	.353
SIU Edwardsville	14-10-0	.583
Southern Indiana	4-0-0	1.000
Southern Mississippi	0-2-0	.000
Southside Indp.	1-0-0	1.000
Southwest Missouri	3-4-0	.429
Spring Hill	0-2-0	.000
Stetson	1-2-0	.333
Tampa	1-0-1	.750
Taylor (Ind.)	0-1-0	.000
Temple	1-0-0	1.000
Tennessee	5-17-0	.227
Tennessee State	23-11-0	.676
Tennessee Tech	93-79-1	.540
Tennessee Wesleyan	0-3-0	.000
Tennessee-Martin	80-28-2	.736
Trevecca	13-5-0	.722
Troy State	4-6-0	.400
Union (Tenn.)	26-16-0	.619
Valdosta State	1-2-0	.333
Valparaiso	18-5-0	.783
Vanderbilt	24-50-2	.329
West Alabama	2-2-0	.500
West Florida	1-7-0	.125
West Georgia	0-1-0	.000
Western Carolina	1-2-0	.333
Western Illinois	0-2-0	.000
Western Kentucky	60-91-1	.398
Western Michigan	2-0-0	1.000
Westmoreland Indp.	1-0-0	1.000
Wichita State	0-3-0	.000
William Jewell	0-1-0	.000
Wisconsin-Eau Claire	5-1-0	.833
Wisconsin-LaCrosse	7-4-0	.636
Wisconsin-Parkside	2-0-0	1.000
Wisconsin-Platteville	2-0-0	1.000
Wisconsin-Stevens Point	2-1-0	.667
Wisconsin-Whitewater	5-1-0	.833
Wittenberg	1-1-0	.500
Wofford	0-2-0	.000
Wooster	4-0-0	1.000
Wright State	11-10-1	.523
Xavier (Ohio)	24-12-0	.667
Yale	3-0-0	1.000
Youngstown State	5-1-0	.833

SERIES HISTORIES

KEY: • - OVC Contest
■ - OVC Tournament Contest
◊ - NCAA Tournament Play-In
♦ - NCAA Tournament Contest
Number in brackets following results indicates extra-inning contest

AKRON

Overall: 5-1
H: 5-1 | A: 0-0 | N: 0-0

3/6/04	W, 1-0	H
3/6/04	W, 6-5	H
3/7/04	W, 2-0	H
2/27/05	W, 9-5	H
3/4/12	W, 14-4	H
3/7/14	L, 0-10	H

ALABAMA

Overall: 0-6
H: 0-0 | A: 0-6 | N: 0-0

3/3/94	L, 1-11	A
3/3/94	L, 2-4	A
3/2/99	L, 3-6	A
2/29/00	L, 4-5	A
2/28/01	L, 7-11	A
4/3/02	L, 10-12	A

ALABAMA A&M

Overall: 3-0
H: 2-0 | A: 1-0 | N: 0-0

3/6/11	W, 11-4	H
3/6/12	W, 7-1	A
3/27/12	W, 19-4	H

UAB

Also known as Alabama-Birmingham
Overall: 3-12
H: 0-1 | A: 3-11 | N: 0-0

3/10/79	W, 15-4	A
3/10/79	L, 5-7	A
3/8/80	W, 7-1	A
3/8/80	L, 3-4	A
3/9/80	W, 3-1	A
3/7/81	L, 1-14	A
3/7/81	L, 0-2	A
3/8/81	L, 4-5	A
4/28/81	L, 8-9	H
3/6/83	L, 4-9	A
3/6/83	L, 1-5	A
3/16/84	L, 1-8	A
3/17/84	L, 3-14	A
3/14/90	L, 3-6	A
2/28/92	L, 7-13	A

ALBION

Overall: 5-1
H: 5-1 | A: 0-0 | N: 0-0

3/9/75	W, 11-2	H
3/9/75	W, 3-0	H
3/6/76	W, 5-2	H
3/6/76	W, 8-1	H
3/5/77	W, 2-1	H
3/5/77	L, 5-8	H

ARKANSAS STATE

Overall: 5-8
H: 2-3 | A: 3-5 | N: 0-0

2/14/95	W, 5-3	A
2/27/96	L, 6-14	H
2/28/96	W, 8-4	H
2/18/97	L, 5-6	A
2/19/97	L, 2-9	A
2/24/98	L, 0-5	H
2/25/98	L, 9-12	H
2/23/99	W, 6-2	A
2/24/99	L, 0-3 [14]	A
3/11/11	L, 2-11	A
3/12/11	L, 1-6	A
3/13/11	W, 9-2	H
3/11/12	W, 10-9 [11]	H

UALR

Also known as Arkansas-Little Rock
Overall: 1-0
H: 1-0 | A: 0-0 | N: 0-0

3/10/13	W, 8-4	H

ASHLAND (OHIO)

Overall: 0-1
H: 0-1 | A: 0-0 | N: 0-0

4/3/72	L, 1-5	H

AUBURN

Overall: 1-5
H: 1-4 | A: 0-0 | N: 0-1

3/16/72	L, 5-16	A
3/16/72	W, 13-4	A
3/17/77	L, 5-6	A
3/19/78	L, 9-14	N
3/22/79	L, 1-6	A
3/18/82	L, 10-13	A

AUBURN-MONTGOMERY

Overall: 2-1
H: 0-0 | A: 2-1 | N: 0-0

3/14/89	L, 3-5	A
3/14/89	W, 2-1	A
3/15/89	W, 14-12	A

AURORA

Overall: 1-1
H: 1-1 | A: 0-0 | N: 0-0

3/23/84	W, 4-3	H
3/23/84	L, 4-7	H

BALL STATE

Overall: 1-4
H: 1-4 | A: 0-0 | N: 0-0

2/24/01	L, 5-11	H
3/2/07	W, 4-3	H
3/3/07	L, 1-10	H
3/4/07	L, 2-4	H
3/1/09	L, 4-10	H

BAYLOR

Overall: 0-3
H: 0-0 | A: 0-3 | N: 0-0

2/21/14	L, 2-5	A
2/22/14	L, 1-15	A
2/23/14	L, 1-12	A

BELLARMINE

Overall: 1-0
H: 1-0 | A: 0-0 | N: 0-0

3/21/76	W, 4-3	H

BELMONT

Overall: 59-34
H: 24-13 | A: 23-15
N: 0-0 | U: 12-6
OVC Regular-Season: 3-0
OVC Tournament: 0-0

1954	W, 18-0	U
1954	W, 14-5	U
1955	L, 2-7	U
1955	W, 18-3	U
1956	W, 18-4	U
1956	W, 11-5	U
1957	L, 5-10	U
1957	W, 8-7	U
1958	W, 16-7	U
1958	W, 5-4	U
1959	L, 9-10	U
1959	W, 9-0	U
1960	W, 6-1	U
1960	W, 14-5	U
1961	L, 2-10	U
1961	W, 6-5	U
4/9/62	W, 9-2	A
4/26/62	W, 7-6	H
4/9/63	W, 8-5	H
4/25/63	L, 1-2	A
4/9/64	W, 15-1	H
1965	L, 3-5	U
1965	L, 5-7	U
3/25/68	W, 6-5	H
3/27/68	W, 6-2	A
4/11/73	W, 4-3	A
4/11/73	L, 0-2	A
4/1/74	W, 8-2	H
5/2/74	L, 0-6	A
4/17/75	W, 10-9	H
4/23/75	L, 5-6	A
4/5/76	W, 11-3	A
4/21/76	L, 2-5	H
4/11/77	W, 9-5	H
4/18/77	W, 7-3	A
4/6/78	L, 7-11	A
4/26/78	W, 9-4	H
4/9/79	L, 2-8	A
4/17/79	W, 9-5	H
4/15/80	L, 5-9	A
4/2/81	W, 12-10	H
4/27/81	L, 6-7	A
4/12/82	W, 14-9	A
4/15/82	W, 5-4	H
3/22/83	L, 2-10	H
4/4/83	W, 6-5	A
3/2/84	W, 3-1	A
3/5/85	L, 7-9	A
4/8/85	W, 7-2	H
4/14/86	W, 11-3	A
4/30/86	L, 9-13	H
4/7/87	W, 9-2	A
4/21/87	W, 13-0	H
3/11/88	W, 6-2	A
3/2/89	W, 10-4	A
4/25/89	W, 11-7	H
4/30/92	L, 2-11	H
3/21/95	W, 6-2	A
3/3/98	W, 5-0	A
4/2/98	L, 8-10	H
3/24/99	W, 6-5	A
4/13/99	W, 12-7	H
4/19/00	L, 15-16	H
5/3/00	L, 8-11	A
3/30/01	W, 12-1	H
4/17/01	W, 8-5	H
2/20/02	L, 2-7	A
5/15/02	W, 10-6	H
3/26/03	W, 13-4	A
4/15/03	L, 5-6 [11]	H
4/28/04	W, 7-6	A
5/4/04	L, 4-5	H
3/22/05	W, 10-8	A
5/11/05	W, 11-8	H
4/19/06	L, 5-6	H
4/26/06	W, 18-6	A
3/21/07	W, 3-2	H
5/15/07	L, 0-2	H
3/12/08	W, 5-3	A
4/15/08	W, 10-7	H
4/22/09	L, 1-7	A
4/20/10	W, 17-14	H
4/28/10	L, 4-7	A
4/13/11	L, 16-17	H
4/26/11	W, 7-5	A
4/3/12	L, 2-6	H
5/15/12	L, 3-4	A
4/19/13 •	L, 2-5	H
4/20/13 •	W, 5-3	H
4/21/13 •	W, 10-6	H
4/17/14 •	W, 3-0	A
4/18/14 •	W, 3-2	A
4/19/14 •	L, 2-4	A

BENEDICTINE (ILL.)

Overall: 2-0
H: 2-0 | A: 0-0 | N: 0-0

3/27/71	W, 5-0	H
3/27/71	W, 9-1	H

BETHEL (MINN.)

Overall: 2-0
H: 2-0 | A: 0-0 | N: 0-0

4/9/66	W, 12-3	H
4/9/66	W, 14-1	H

BETHEL (TENN.)

Overall: 22-11
H: 5-2 | A: 0-1 | N: 0-0 | U: 17-8

1931	W, 5-3	U
1931	L, 3-9	U
1935	L, 1-2	U
1935	L, 1-3	U
1936	L, 1-7	U
1948	W, 16-8	U
1948	W, 7-3	U
1949	W, 6-3	U
1950	W, 11-1	U
1950	W, 13-3	U
1953	W, 9-0	U
1953	W, 9-0	U
1954	W, 12-3	U
1955	L, 6-10	U
1955	W, 6-5	U
1956	W, 19-4	U
1956	W, 20-2	U
1957	W, 7-6	U
1957	L, 6-8	U
1958	W, 12-3	U
1959	W, 9-8	U
1959	W, 12-9	U
1960	L, 7-10	U
1961	W, 2-1	U
1961	L, 2-4	U
4/10/62	L, 7-10	A
1962	W, 3-1	H
4/1/67	W, 8-6	H
4/1/67	L, 1-5	H
4/6/68	W, 8-7	H
4/6/68	L, 1-4	H
3/27/82	W, 15-0	H
3/27/82	W, 4-0	H

BETHUNE-COOKMAN

Overall: 1-0
H: 0-0 | A: 0-0 | N: 1-0

3/6/01	W, 10-9	N

BIRMINGHAM-SOUTHERN

Overall: 3-9
H: 2-2 | A: 1-7 | N: 0-0

3/13/70	L, 1-2	A
2/27/92	L, 4-5	A
3/21/03	W, 3-1	H
3/22/03	L, 1-5	H
3/23/03	L, 3-16	H
3/12/04	L, 2-9	A
3/13/04	L, 6-7	A
3/14/04	L, 4-19	A
2/18/05	W, 4-3	A
2/19/05	L, 6-8	A
2/19/05	L, 5-7	A
2/17/06	W, 3-2	H

BOWLING GREEN

Overall: 0-1
H: 0-1 | A: 0-0 | N: 0-0

3/11/02	L, 7-16	H

BRADLEY

Overall: 6-8
H: 6-8 | A: 0-0 | N: 0-0

4/10/71	L, 2-3	H
4/11/71	W, 9-0	H
3/30/81	L, 2-5	H
3/30/81	W, 9-7	H
3/4/00	W, 11-5	H
3/4/00	L, 0-3	H
3/5/00	W, 6-4	H
3/1/03	L, 2-4	H
3/1/03	L, 1-7	H
3/2/03	W, 1-0	H
3/2/03	L, 1-5	H
3/8/03	L, 2-3	H
3/10/08	L, 4-5	H
3/1/14	W, 10-6	H

BROOKLYN

Overall: 3-1
H: 0-0 | A: 0-0 | N: 3-1

3/20/78	L, 3-4	N
3/20/79	W, 12-0	N
3/13/82	W, 14-9	N
3/19/84	W, 8-1	N

BUTLER

Overall: 4-1
H: 4-1 | A: 0-0 | N: 0-0

3/18/94	W, 6-2	H
3/2/96	W, 8-3	H
3/2/96	W, 4-0	H
3/3/96	W, 10-4	H
3/9/03	L, 2-6	H

CAL STATE FULLERTON

Overall: 1-0
H: 0-0 | A: 0-0 | N: 1-0

6/3/12 ♦	W, 3-0	N

CALVIN COLLEGE

Overall: 5-3
H: 5-3 | A: 0-0 | N: 0-0

3/23/70	W, 6-4	H
3/23/70	W, 5-4	H
3/24/70	W, 4-3	H
3/24/70	L, 1-4	H
3/22/71	W, 7-1	H
3/22/71	L, 2-3	H
3/23/71	L, 2-3	H
3/23/71	W, 2-1	H

CAPITAL (OHIO)

Overall: 3-0
H: 3-0 | A: 0-0 | N: 0-0

4/5/71	W, 1-0	H
4/5/71	W, 6-2	H
4/1/72	W, 4-0	H

CARSON-NEWMAN

Overall: 1-2
H: 0-0 | A: 0-0 | N: 0-0 | U: 1-2

1958	W, 6-5	U
1958	L, 2-9	U
1958	L, 0-2	U

CENTENARY

Overall: 1-0
H: 1-0 | A: 0-0 | N: 0-0

3/20/10	W, 7-0	H

CENTRAL ARKANSAS

Overall: 1-0
H: 1-0 | A: 0-0 | N: 0-0

2/18/07	W, 10-2	H

CENTRAL FLORIDA

Overall: 1-1
H: 0-0 | A: 1-1 | N: 0-0

3/17/80	W, 8-3	A
3/18/80	L, 3-6	A

CENTRAL MICHIGAN

Overall: 7-3
H: 0-0 | A: 0-0 | N: 5-0 | U: 2-3

1960	W, 10-5	U
1961	L, 2-13	U
1969	W, 6-4	U
1969	L, 2-4	U
1969	L, 3-11	U
3/16/71	W, 4-3	N
3/8/95	W, 2-1	N
3/7/96	W, 8-3	N
3/2/97	W, 6-1	N
3/8/99	W, 16-13	N

CENTRAL MISSOURI

Overall: 2-0
H: 0-0 | A: 0-0 | N: 2-0

1962 ♦	W, 6-1	N
1962 ♦	W, 9-4	N

CHARLOTTE

Overall: 1-1
H: 0-0 | A: 1-1 | N: 0-0

3/12/10	L, 7-12	A
3/13/10	W, 8-2	A

CHICAGO STATE

Overall: 1-0
H: 0-0 | A: 0-0 | N: 1-0

3/10/93	W, 10-6	N

CHRISTIAN BROTHERS

Overall: 3-0
H: 1-0 | A: 2-0 | N: 0-0

3/21/73	W, 7-6	A
4/29/73	W, 12-5	H
3/12/87	W, 10-5	A

CINCINNATI

Overall: 5-2
H: 4-1 | A: 0-0 | N: 1-1

3/19/79	W, 3-2	N
3/21/79	L, 3-8	N
3/3/90	W, 4-0	H
3/3/90	W, 4-1	H
2/28/98	W, 10-4	H
2/18/07	W, 4-3	H
2/19/07	L, 7-9	H

CITADEL

Overall: 0-1
H: 0-0 | A: 0-1 | N: 0-0

3/18/75	L, 3-7	A

CLEMSON

Overall: 0-1
H: 0-0 | A: 0-1 | N: 0-0

3/17/73	L, 4-8	A

CLEVELAND STATE

Overall: 1-0
H: 1-0 | A: 0-0 | N: 0-0

2/27/09	W, 6-0	H

COASTAL CAROLINA

Overall: 1-2
H: 0-0 | A: 1-2 | N: 0-0

3/18/81	L, 5-15	A
3/18/81	W, 6-3	A
3/19/81	L, 6-12	A

COLUMBUS STATE

Overall: 3-2
H: 0-0 | A: 3-2 | N: 0-0

3/17/71	W, 4-2	A
3/18/71	L, 4-6	A
3/18/71	W, 21-1	A
3/21/86	W, 9-8	A
3/21/86	L, 7-9	A

CREIGHTON

Overall: 1-0
H: 1-0 | A: 10-14 | N: 0-0

3/9/13	W, 9-8	H

CUMBERLAND (TENN.)

Overall: 27-38
H: 11-12 | A: 10-14 | N: 0-0 | U: 6-12

1932	L, 6-16	U
1934	L, 4-6	U
1934	L, 0-8	U
1934	L, 0-2	U
1934	L, 1-6	U
1935	W, 6-5	U
1935	L, 4-5	U
1935	W, 6-2	U
1935	W, 6-0	U
1936	L, 2-3	U
1936	W, 3-2	U
1937	L, 3-7	U
1937	L, 4-13	U
1937	L, 4-6	U
1937	L, 1-7	U
1948	L, 1-2	U
1949	W, 10-7	U
1949	W, 7-2	U
3/31/84	W, 9-2	H
3/31/84	L, 2-10	H
4/7/84	W, 4-2	A
4/7/84	L, 1-2	A
3/30/85	L, 2-9	A
3/30/85	L, 1-5	A
4/16/85	W, 3-0	H
3/8/86	L, 2-8	A
3/8/86	W, 7-2	A
4/25/86	L, 0-17	H
4/25/86	L, 0-7	H
3/19/87	W, 7-5	A
3/22/87	L, 7-8	A
3/22/87	W, 9-4	A
4/30/87	L, 0-2	H
4/30/87	L, 0-3	H
3/13/88	L, 3-13	A
3/13/88	L, 3-6	A
4/7/88	W, 6-0	H
3/28/89	W, 17-8	H
4/19/89	L, 10-17	A
4/19/89	W, 5-3	A
3/7/90	W, 12-2	A
4/5/90	W, 8-7	H
4/3/91	L, 2-3	A
4/3/91	L, 7-8	A
5/1/91	W, 11-2	H
3/24/92	L, 7-12	H
3/24/92	L, 7-10	H
4/14/92	W, 6-5	A
4/15/93	W, 15-12	A
4/15/93	W, 10-2	H
3/21/94	L, 1-5	A
4/7/94	L, 4-11	H
2/21/95	L, 0-6	H
3/1/95	L, 2-5	A
4/5/95	W, 29-13	H
4/18/96	W, 12-4	H
5/9/96	W, 10-5	H
3/25/97	L, 2-14	A
3/24/98	W, 13-12	A
4/20/98	L, 6-7	H
4/8/99	L, 8-17	H
4/15/99	W, 11-7	A
4/12/00	W, 17-2	H
3/28/01	L, 8-9	A
4/3/01	L, 6-12	H

DAYTON

Overall: 2-4
H: 2-3 | A: 0-0 | N: 0-1

3/22/78	L, 2-12	N
2/25/06	L, 7-9	H
3/10/08	L, 4-12	H
3/6/10	W, 8-2	H
3/10/12	L, 1-12	H
2/28/14	W, 8-5	H

DUQUESNE

Overall: 1-1
H: 0-0 | A: 0-0 | N: 1-1

3/9/99	L, 15-17	N
3/10/99	W, 18-7	N

EAST TENNESSEE

Overall: 5-1
H: 0-0 | A: 2-0 | N: 1-1 | U: 2-0

1971	W, 5-0	U
1971	W, 1-0	U
5/13/72	W, 6-0	N
3/31/01	L, 2-3	N
3/5/08	W, 6-5	A
3/5/08	W, 9-7	A

EASTERN ILLINOIS

Overall: 34-28
H: 19-14 | A: 11-13 | N: 4-1
OVC Regular-Season: 26-22
OVC Tournament: 4-1

3/26/78	L, 2-4	H
3/26/78	L, 1-3	H
3/27/79	W, 5-1	H
3/27/79	L, 9-10	H
3/28/86	L, 7-12	H
3/28/86	W, 9-1	H
2/24/96	L, 2-5	H
2/24/96	W, 9-2	H
2/25/96	W, 9-3	H
5/3/97 •	L, 1-14	A
5/4/97 •	W, 24-2	A
5/4/97 •	W, 8-4 [11]	A
4/25/98 •	W, 12-8	H
4/25/98 •	L, 6-20	H
4/26/98 •	L, 6-11	H
4/24/99 •	L, 0-1	A
4/24/99 •	W, 13-7	A
4/25/99 •	L, 10-11	A
4/15/00 •	W, 11-4	H
4/15/00 •	L, 3-9	H
4/16/00 •	W, 10-6	H
4/13/01 •	L, 5-6	H
4/13/01 •	L, 2-11	H
4/14/01 •	L, 3-7	H
5/18/01 ■	W, 10-6	N
4/13/02 •	W, 6-3	A
4/13/02 •	L, 1-2	A
4/14/02 •	L, 3-10	A
5/3/03 •	W, 3-0	H
5/3/03 •	W, 3-0	H
5/4/03 •	W, 11-8	H
5/21/03 ■	L, 11-12	N
5/1/04 •	W, 10-8	A
5/2/04 •	W, 11-2	A
5/2/04 •	L, 0-7	A
4/30/05 •	W, 5-2	H
5/1/05 •	L, 2-3	H
5/1/05 •	W, 5-2	H
5/6/06 •	L, 3-4	A
5/6/06 •	L, 2-9	A
5/7/06 •	L, 4-9	A
5/25/06 ■	W, 10-2	N
5/5/07 •	W, 8-2	H
5/5/07 •	W, 6-1	H
5/6/07 •	W, 8-2	H
5/10/08 •	L, 3-4	A
5/10/08 •	W, 8-4	A
4/2/10 •	L, 0-2	A
4/2/10 •	L, 3-4	A
4/3/10 •	W, 18-6	A
4/2/11 •	L, 9-11	H
4/2/11 •	W, 8-0	H
4/3/11 •	W, 8-7	H
4/6/12 •	W, 8-7 [17]	A
4/7/12 •	L, 1-2	A
5/26/12 ■	W, 7-0	N
5/27/12 ■	W, 3-0	N
3/15/13 •	W, 11-3	A
3/16/13 •	W, 5-2	A
3/14/14 •	L, 6-7	H
3/15/14 •	W, 14-10	H
3/15/14 •	W, 10-6	H

EASTERN KENTUCKY

Overall: 47-49
H: 20-18 | A: 21-24 | N: 4-7
OVC Regular-Season: 40-40
OVC Tournament: 6-7

4/15/79 •	W, 11-6	A
4/15/79 •	L, 10-11	A
5/2/81 ■	L, 4-6	N
4/5/85	W, 12-8	A
5/15/85 ■	L, 2-15	N
3/29/86	L, 1-7	H
3/29/86	L, 2-9	H
4/1/89 •	L, 0-5	A
4/1/89 •	L, 4-8	A
4/2/89 •	W, 4-3	A
5/15/89 ■	L, 6-7	N
5/16/89 ■	W, 5-4	N
5/16/89 ■	L, 4-8	N
3/31/90 •	L, 5-6	H
3/31/90 •	L, 4-6	H
4/1/90 •	L, 3-14	H
5/14/90 ■	L, 7-9	N
5/4/91 •	W, 10-6	A
5/4/91 •	L, 5-6	A
5/5/91 •	L, 4-5	A
5/2/92 •	L, 4-7	H
5/2/92 •	W, 4-1	H
5/3/92 •	W, 5-3	H
5/14/92 ■	W, 13-10 [10]	N
4/17/93 •	W, 7-6	H
4/17/93 •	L, 3-4	H
4/18/93 •	W, 10-2	H
4/2/94 •	W, 15-3	A
4/2/94 •	W, 12-1	A
4/3/94 •	W, 4-1	A
3/25/95 •	W, 5-3	H
3/25/95 •	L, 8-11 [11]	H
3/26/95 •	L, 9-11	H
4/27/96 •	L, 2-4	A
4/28/96 •	W, 5-2	A
4/28/96 •	L, 1-3	A
4/5/97 •	W, 8-7	H
4/5/97 •	W, 6-1	H
4/6/97 •	L, 14-16 [10]	H
5/15/97 ■	W, 4-1	N
3/28/98 •	L, 11-12	A
3/28/98 •	L, 2-18	A
3/29/98 •	L, 8-9	A
3/27/99 •	W, 3-2	H
3/27/99 •	W, 17-7	H
3/28/99 •	L, 2-11	H
3/18/00 •	L, 0-1 [16]	A
3/18/00 •	L, 0-3	A
3/19/00 •	L, 7-8	A
5/18/00 ■	L, 2-5	N
5/12/01 •	W, 4-3	H
5/12/01 •	W, 1-0	H
5/13/01 •	L, 4-5	H
5/18/01 ■	W, 8-1	N
5/11/02 •	W, 4-1	A
5/11/02 •	W, 13-4	A
5/12/02 •	W, 29-10	A
5/10/03 •	W, 13-5	A
5/10/03 •	W, 17-4	A
5/11/03 •	W, 19-18	A
5/15/04 •	W, 2-1	A
5/15/04 •	L, 3-9	A
5/16/04 •	L, 1-4	A
5/14/05 •	W, 9-2	H
5/14/05 •	W, 6-2	H
5/15/05 •	L, 13-16 [10]	H
5/19/06 •	L, 6-12	A
5/19/06 •	W, 5-0	A
5/20/06 •	L, 4-6	A
5/24/06 ■	L, 3-6	N
5/18/07 •	L, 4-5	H
5/18/07 •	W, 2-0	H
5/19/07 •	W, 9-2	H
3/21/08 •	L, 1-2	A
3/21/08 •	W, 7-5	A
3/22/08 •	L, 3-7	A
3/21/09 •	W, 2-1	H
3/21/09 •	L, 7-10	H
3/22/09 •	L, 6-11	H
4/10/10 •	L, 1-10	A
4/10/10 •	L, 4-8	A
4/11/10 •	L, 12-15	A
4/9/11 •	W, 7-4	H
4/9/11 •	L, 5-8	H
4/10/11 •	W, 8-6	H
4/20/12 •	W, 10-9	A
4/21/12 •	L, 6-7	A
4/22/12 •	W, 18-2	A
4/26/13 •	L, 1-2	A
4/26/13 •	W, 10-8	A
4/27/13 •	W, 9-6	A
5/23/13 ■	W, 13-4	N
5/25/13 ■	W, 6-3	N
4/25/14 •	W, 6-5	H
4/26/14 •	W, 13-9	H
4/27/14 •	L, 6-7	H

EASTERN MICHIGAN

Overall: 5-4
H: 5-3 | A: 0-0 | N: 0-1

4/13/71	W, 5-2	H
4/13/71	W, 4-0	H
4/02/72	L, 1-4	H
1993	L, 7-9	N
3/01/02	W, 14-9	H
3/4/11	L, 15-16	H
3/4/11	W, 10-6	H
2/25/14	W, 8-3	H
2/25/14	L, 8-9	H

EVANSVILLE

Overall: 23-39-2
H: 14-22 | A: 9-17-2 | N: 0-0

4/21/74	W, 5-4	H
3/25/80	W, 6-3	H
3/23/81	W, 6-2	H
4/21/81	L, 4-12	A
3/15/84	L, 7-10	H
3/25/84	T, 6-6	A
3/06/85	L, 1-4	A
5/08/85	W, 10-1	H
3/05/86	W, 5-4	A
3/31/86	L, 15-16	H
3/03/87	L, 1-4	A
3/26/87	L, 3-7	H
3/02/88	L, 2-8	H
3/08/89	W, 5-3	H

3/10/89	W, 4-3	A
3/08/90	W, 14-13	H
3/21/90	L, 7-8	A
3/06/91	T, 7-7	A
3/07/91	L, 4-14	H
3/03/92	W, 4-3	A
3/04/92	L, 7-15	H
3/03/93	L, 1-4	H
5/06/93	L, 3-7	A
3/15/94	W, 8-2	A
3/30/94	L, 0-2	H
3/29/95	L, 2-6	H
5/03/95	L, 5-14	A
3/12/96	L, 2-6	A
3/26/96	L, 1-9	H
2/16/97	L, 7-13	H
4/23/97	L, 3-16	A
4/21/98	L, 5-7	H
4/17/99	L, 6-12	H
4/18/99	L, 4-14	A
3/22/00	L, 1-2 [11]	A
3/28/00	L, 5-7	H
4/25/01	L, 3-6	H
5/02/01	L, 8-9	A
3/30/02	W, 14-11	H
3/31/02	W, 4-3	A
4/30/03	W, 15-4	H
5/13/03	L, 11-12	A
5/18/04	L, 2-9	H
3/13/05	W, 6-3	A
5/10/05	W, 9-6	H
3/22/06	L, 2-7	A
5/16/06	L, 4-8	H
3/28/07	W, 7-1	H
4/25/07	W, 8-7	A
4/23/08	W, 5-2	A
5/07/08	W, 10-4	H
3/25/09	L, 7-8	H
4/08/09	L, 5-9	A
3/16/10	L, 11-15	H
5/11/10	L, 7-11	A
5/11/10	W, 13-2	A
4/5/11	L, 3-24	H
5/11/11	L, 3-8	A
3/14/12	L, 3-7	H
5/9/12	L, 1-12	A
4/24/13	W, 3-1	H
4/24/13	W, 3-2	H
3/26/14	W, 7-6	H
3/26/14	L, 9-10	H

FERRIS STATE

Overall: 0-1
H: 0-1 | A: 0-0 | N: 0-0

3/29/79	L, 8-11	H

FISK

Overall: 3-0
H: 1-0 | A: 1-0 | N: 0-0 | U: 1-0

1973	W, 11-7	U
4/14/74	W, 12-0	H
4/30/74	W, 12-4	A

FLORIDA

Overall: 3-3
H: 0-0 | A: 2-3 | N: 1-0

3/19/80	W, 9-6	A
3/20/80	L, 5-15	A
3/07/02	W, 12-8	A
3/08/02	L, 2-17	A
3/09/02	L, 4-13	A
5/31/13 ♦	W, 4-3	N

FLORIDA STATE

Overall: 0-5
H: 0-0 | A: 0-5 | N: 0-0

3/16/79	L, 2-4	A
3/16/79	L, 0-12	A
3/13/87	L, 3-8	A
3/14/87	L, 0-15	A
3/15/87	L, 1-26	A

FLORIDA TECH

Overall: 2-3
H: 0-0 | A: 2-3 | N: 0-0

3/19/74	L, 3-8	A
3/19/74	W, 11-4	A
3/14/76	L, 1-3	A
3/14/76	L, 1-2	A
3/15/76	W, 13-3	A

FRANCIS MARION

Overall: 1-0
H: 0-0 | A: 1-0 | N: 0-0

3/16/81	W, 8-3	A

FREED-HARDEMAN

Overall: 2-1
H: 1-0 | A: 0-0 | N: 0-0 | U: 1-1

1934	L, 1-6	U
1934	W, 7-2	U
3/23/06	W, 14-8	H

FURMAN

Overall: 7-1
H: 0-0 | A: 7-1 | N: 0-0

3/19/75	W, 6-5	A
3/19/75	L, 2-3	A
3/13/81	W, 7-3	A
3/14/81	W, 16-7	A
3/15/83	W, 14-8	A
3/17/07	W, 5-1	A
3/17/07	W, 7-5	A
3/18/07	W, 4-1	A

GARDNER-WEBB

Overall: 1-0
H: 0-0 | A: 0-0 | N: 1-0

3/03/01	W, 13-6	N

GEORGE MASON

Overall: 0-1
H: 0-0 | A: 0-0 | N: 0-1

3/22/74	L, 2-3	N

GEORGIA

Overall: 0-4
H: 0-0 | A: 0-4 | N: 0-0

3/05/93	L, 4-5	A
3/04/96	L, 5-11	A
3/11/03	L, 3-16	A
3/12/03	L, 3-5	A

GEORGIA SOUTHERN

Overall: 4-2-1
H: 0-0 | A: 4-2-1 | N: 0-0

3/21/74	L, 1-9	A
3/21/74	L, 0-4	A
3/13/76	W, 5-3	A
3/13/76	W, 11-6	A
3/11/77	W, 1-0	A
3/12/77	W, 8-3	A
3/12/77	T, 2-2	A

GEORGIA STATE

Overall: 6-5
H: 3-2 | A: 3-2 | N: 0-0 | U: 0-1

1932	L, 0-7	U
3/20/82	W, 10-9	H
3/20/82	L, 8-13	H
3/16/04	W, 19-8	A
3/17/04	W, 11-4	A
4/19/05	W, 4-3	H
4/20/05	W, 10-9 [11]	H
3/20/10	L, 4-14	H
2/24/12	L, 5-8	A
2/25/12	W, 5-3	A
2/26/12	L, 7-9	A

GEORGIA TECH

Overall: 1-2
H: 0-0 | A: 1-1 | N: 0-1

5/24/96 ♦	L, 3-14	N
6/3/11 ♦	W, 2-1	A
6/5/11 ♦	L, 2-12	A

GREENVILLE

Overall: 2-0
H: 1-0 | A: 0-0 | N: 0-0 | U: 1-0

4/01/77	W, 15-13	H
4/28/77	W, 9-5	U

ILLINOIS STATE

Overall: 21-11
H: 18-8 | A: 3-3 | N: 0-0

3/12/82	L, 9-11	N
3/11/90	L, 5-12	H
3/05/94	W, 7-2	H
3/05/94	W, 3-2	H
3/06/94	W, 8-7	H
4/25/97	L, 0-9	A
4/26/97	W, 10-3	A
4/27/97	W, 4-2	A
2/27/98	L, 6-8	H
3/01/98	W, 3-2	H
2/26/99	L, 15-17	H
2/27/99	L, 9-12	H
2/28/99	W, 7-6	H
2/25/00	W, 7-3	H
2/24/01	L, 5-8	H
3/02/02	W, 14-11	H
2/23/06	W, 7-6	H
2/26/06	W, 6-5	H
3/02/08	W, 9-6	H
2/19/10	W, 15-7	H
2/21/10	L, 8-15	H
2/26/11	W, 5-4	H
3/18/11	L, 2-6	A
3/19/11	W, 3-2	A
3/20/11	L, 2-9	A
2/17/12	W, 9-6	H
2/18/12	W, 2-0	H
2/18/12	W, 3-2	H
2/19/12	L, 1-10	H
2/22/13	W, 9-4	H
2/23/13	W, 9-6	H
2/24/13	W, 6-4	H

ILLINOIS TECH

Overall: 1-0
H: 1-0 | A: 0-0 | N: 0-0

4/01/72	W, 5-4	H

ILLINOIS-CHICAGO

Overall: 2-1
H: 1-0 | A: 0-0 | N: 1-0 | U: 0-1

1960	L, 2-5	U
3/21/84	W, 9-6	N
3/16/00	W, 11-10	H

INDIANA

Overall: 0-8
H: 0-6 | A: 0-2 | N: 0-0

2/25/89	L, 6-8	H
2/26/89	L, 6-9	H
2/26/89	L, 6-7	H
2/24/90	L, 6-10	H
2/25/90	L, 2-6	H
3/01/08	L, 1-9	H
6/1/13 ♦	L, 6-15	A
6/2/13 ♦	L, 1-6	A

INDIANA STATE

Overall: 16-24
H: 12-12 | A: 3-12 | N: 1-0

3/07/88	L, 1-6	H
3/07/88	L, 4-11	H
3/28/90	L, 4-5	H
3/02/91	L, 5-9	H
3/20/91	L, 5-10	H
3/07/92	L, 6-13	H
4/07/92	L, 11-15	A
2/27/93	W, 5-4	H
2/27/93	L, 3-8	H
4/06/93	L, 2-10	A
3/16/94	L, 3-5	H
3/17/94	L, 6-7	A
3/04/95	L, 2-12	H
3/04/95	L, 4-9	H
3/05/95	W, 9-6	H
3/15/95	L, 1-10	A
2/17/96	W, 12-1	H
2/18/96	W, 8-7	H
3/28/96	L, 3-10	A
4/03/97	L, 1-18	A
3/04/98	W, 10-7	H
3/18/98	L, 8-14	A
3/13/01	W, 9-8	A
4/18/01	W, 8-4	H
3/06/02	L, 0-8	H
4/17/02	L, 3-10	A
2/28/03	W, 2-1	H
3/08/05	W, 4-3	H
3/08/05	W, 1-0	H
3/19/05	L, 8-15	A
3/19/05	W, 4-3	A
3/14/06	L, 2-5	A
3/13/07	W, 11-5	H
3/14/07	W, 8-7	A
3/04/09	W, 12-4	H
3/23/10	L, 5-6	A
6/2/12 ♦	W, 1-0	N
3/12/13	W, 6-5 [11]	H
3/19/13	L, 1-8	A
4/2/14	L, 0-3	A

INDIANA-SOUTHEAST

Overall: 5-1
H: 2-0 | A: 2-0 | N: 0-0 | U: 1-1

1980	L, 0-5	U
1980	W, 8-3	U
4/14/82	W, 5-4	A
4/14/82	W, 4-3	A
4/18/82	W, 3-2	H
4/18/82	W, 8-1	H

IOWA

Overall: 8-5
H: 8-5 | A: 0-0 | N: 0-0

2/24/06	L, 10-12	H
3/06/09	L, 9-15	H
3/07/09	W, 10-4	H
3/08/09	W, 20-9	H
3/19/09	L, 3-10	H
2/20/10	W, 13-8	H
3/3/12	W, 4-3 [10]	H
2/15/13	W, 4-2	H
2/16/13	L, 1-13	H
2/17/13	W, 6-1	H
2/15/14	L, 5-11	H
2/15/14	L, 13-15	H
2/16/14	W, 7-4	H

JACKSONVILLE

Overall: 1-4
H: 0-0 | A: 1-4 | N: 0-0

3/10/72	L, 1-10	A
3/15/72	L, 1-8	A
3/09/93	L, 4-15	A
3/07/95	L, 2-6	A
3/05/01	W, 9-6	A

JACKSONVILLE STATE

Overall: 20-23
H: 9-10 | A: 4-12 | N: 7-1
OVC Regular-Season: 11-19
OVC Tournament: 7-1

3/19/97	W, 11-9	H
2/14/98	L, 5-13	A
5/21/04 •	W, 9-4	H
5/21/04 •	W, 3-1	H
5/22/04 •	L, 10-11	H
5/20/05 •	L, 0-2	A
5/20/05 •	L, 5-6	A
5/21/05 •	L, 5-11	A
5/27/05 ■	W, 4-1	N
5/28/05 ■	L, 7-8 [10]	N
5/29/05 ■	W, 5-0	N
3/25/06 •	W, 3-1	H
3/25/06 •	L, 4-5	H
3/26/06 •	L, 3-9	H
3/24/07 •	L, 6-7	A
3/24/07 •	L, 4-13	A
3/25/07 •	L, 3-4	A
5/25/07 ■	W, 2-1	N
5/26/07 ■	W, 3-2	N
3/29/08 •	L, 6-7	H
3/30/08 •	L, 7-19	H
3/30/08 •	W, 4-1	H
3/28/09 •	L, 5-6	A
3/28/09 •	L, 0-4	A
3/29/09 •	W, 10-9	A
4/17/10 •	L, 5-6	H
4/17/10 •	W, 4-2	H
4/18/10 •	L, 1-3	H
4/16/11 •	W, 9-5	A
4/16/11 •	L, 4-5	A
4/17/11 •	W, 7-2	A
5/27/11 ■	W, 4-1	N
5/28/11 ■	W, 7-3	N
4/27/12 •	W, 5-2	H
4/28/12 •	L, 2-17	H
4/29/12 •	L, 2-8	H
5/25/12 ■	W, 7-6 [11]	N
3/22/13 •	W, 5-4	H
3/22/13 •	W, 10-1	H
3/23/13 •	L, 9-19	H
3/21/14 •	W, 6-1	A
3/22/14 •	L, 2-7	A
3/22/14 •	L, 7-9	A

KANSAS

Overall: 1-1
H: 0-0 | A: 0-0 | N: 1-1

3/04/05	W, 11-6	N
3/05/05	L, 4-11	N

KANSAS STATE

Overall: 1-0
H: 0-0 | A: 0-0 | N: 1-0

3/07/99 [14]	W, 9-8	N

KENTUCKY

Overall: 2-11
H: 1-1 | A: 1-9 | N: 0-1

3/20/80	L, 5-13	N
4/04/85	L, 4-12	A
5/03/88	L, 5-16	A
4/24/90	W, 17-10	A
4/17/91	L, 5-11	A
4/22/92	L, 5-20	A
4/21/93	L, 2-13	A
3/13/96	W, 19-8	H
3/11/97	L, 0-14	A
3/25/98	L, 5-8	A
3/21/01	L, 2-5	H
3/13/02	L, 3-4	A
4/9/13	L, 3-6	A

KEY: • - OVC Contest
■ - OVC Tournament Contest
◊ - NCAA Tournament Play-In
♦ - NCAA Tournament Contest
Number in brackets following results indicates extra-inning contest

KENTUCKY WESLEYAN

Overall: 1-0
H: 1-0 | A: 0-0 | N: 0-0

4/21/85	W, 14-7	H

LAMAR

Overall: 0-4
H: 0-0 | A: 0-4 | N: 0-0

2/20/09	L, 0-1	A
2/21/09	L, 1-4	A
2/21/09	L, 2-16	A
2/22/09	L, 10-13	A

LAMBUTH

Overall: 8-5
H: 4-0 | A: 2-3 | N: 0-0 | U: 2-2

1934	L, 6-9	U
1934	W, 12-8	U
1973	W, 5-1	U
1973	L, 5-11	U
4/03/74	W, 10-7	A
4/03/74	L, 2-8	A
3/05/75	L, 2-6	A
3/05/75	L, 5-6	A
3/03/76	W, 21-7	H
3/29/85	W, 12-0	H
2/28/88	W, 7-2	H
2/28/88	W, 11-1	H
3/24/88	W, 22-11	A

LEE UNIVERSITY

Overall: 1-0
H: 1-0 | A: 0-0 | N: 0-0

3/24/04	W, 12-9	H

LINCOLN (MO.)

Overall: 2-1
H: 2-1 | A: 0-0 | N: 0-0

3/02/86	W, 13-2	H
3/02/86	W, 7-1	H
3/06/86	L, 9-10	H

LINCOLN (PA.)

Overall: 1-0
H: 0-0 | A: 0-0 | N: 1-0

3/20/79	W, 14-2	N

LINCOLN MEMORIAL

Overall: 0-3
H: 0-1 | A: 0-0 | N: 0-0 | U: 0-2

1956	L, 7-38	U
1956	L, 2-4	U
4/19/94	L, 3-7	H

LIPSCOMB

Overall: 65-63-1
H: 22-16-1 | A: 20-24
N: 0-0 | U: 23-23

1931	W, 19-4	U
1933	W, 6-3	U
1934	L, 4-5	U
1934	W, 13-6	U
1935	W, 17-3	U
1935	L, 1-3	U
1935	W, 5-3	U
1936	L, 8-10	U
1936	W, 4-1	U
1936	L, 2-4	U
1937	W, 8-7	U
1937	W, 3-1	U
1937	W, 4-1	U
1937	W, 9-2	U
1938	W, 7-3	U
1938	L, 1-7	U
1938	L, 3-4	U
1938	L, 4-5	U
1939	L, 0-8	U
1939	L, 4-5	U
1948	L, 4-7	U
1948	W, 8-6	U
1949	L, 6-7	U
1949	L, 0-12	U
1950	W, 10-4	U
1950	W, 6-5	U
1951	L, 7-12	U
1951	W, 16-11	U
1954	W, 14-11	U
1954	W, 12-11	U
1955	L, 2-10	U
1955	W, 6-5	U
1957	L, 4-5	U
1957	L, 6-7	U
1958	W, 3-0	U
1959	L, 3-23	U
1960	L, 3-9	U
1960	L, 3-5	U
1961	W, 4-3	U
5/05/62	W, 10-1	A
5/12/62	W, 10-1	H
4/27/63	W, 11-9	H
4/14/64	L, 0-6	H
1964	L, 4-5	U
4/05/65	L, 7-10	A
4/16/66	L, 1-3	A
1966	L, 6-16	H
1966	L, 2-3	H
3/30/68	L, 2-7	A
3/30/68	W, 9-5	A
1968	L, 5-10	H
1968	W, 9-3	H
1969	L, 7-8	U
1969	W, 10-8	U
1969	W, 3-1	U
1969	W, 8-2	U
4/10/70	L, 2-9	A
4/10/70	L, 3-8	A
1970	L, 3-7	U
1970	L, 3-6	U
5/11/71	W, 2-1	A
5/11/71	W, 2-0	A
5/04/72	L, 2-8	H
5/04/72	L, 0-8	H
4/23/74	L, 0-4	A
4/23/74	L, 0-6	A
5/07/74	L, 1-2	H
5/07/74	W, 2-0	H
4/13/75	L, 14-17	A
5/01/75	W, 10-9	H
4/22/76	W, 1-0	H
5/03/77	W, 5-2	H
4/03/78	L, 11-20	H
4/20/79	L, 4-19	A
3/26/80	W, 13-5	A
3/26/80	L, 2-6	A
3/25/81	L, 5-8	A
4/25/81	W, 9-3	A
3/22/82	L, 3-6	A
3/30/82	L, 4-13	H
3/29/83	L, 6-11	A
4/19/83	L, 0-11	H
3/29/84	L, 0-18	A
3/25/85	L, 2-6	H
4/01/85	L, 9-10	A
4/01/86	T, 6-6	H
4/07/86	L, 8-10	A
3/05/87	W, 15-9	A
3/23/87	W, 13-2	H
3/03/88	W, 8-4	A
4/21/88	W, 8-7	H
3/03/89	L, 1-10	A
4/27/89	L, 6-9	A
4/10/90	W, 8-2	H
4/26/90	W, 12-9	A
3/09/91	W, 7-3	A
3/27/91	L, 2-6	A
3/05/92	W, 10-9	H
3/31/92	L, 0-2	A
3/24/93	W, 5-1	H
1993	W, 11-8	A
2/15/98	L, 4-15	H
4/16/01	L, 7-8 [10]	H
3/27/02	W, 9-2	H
3/28/02	L, 3-12	A
3/15/03	L, 3-4 [10]	A
3/16/03	L, 0-2	A
3/29/03	W, 6-5	H
3/30/03	L, 5-7	H
3/02/04	W, 4-3	A
3/30/04	W, 3-1	H
3/15/05	W, 13-5	A
3/29/05	W, 15-7	H
3/01/06	W, 16-3	A
5/09/06	L, 2-9	H
3/11/08	W, 8-6	H
5/13/08	L, 2-7	A
4/07/09	W, 6-4	H
5/12/09	W, 9-6	A
3/24/10	W, 4-3	H
5/18/10	W, 8-7 [10]	A
4/19/11	W, 16-15	H
5/17/11	W, 6-5	A
3/20/12	W, 12-7	A
5/8/12	W, 3-1	H
3/13/13	W, 3-1	A
4/2/13	W, 6-4	H
3/11/14	L, 6-14	H
5/13/14	W, 6-3	A

LOUISIANA STATE

Overall: 0-1
H: 0-0 | A: 0-1 | N: 0-0

5/23/96 ♦	L, 3-9	A

LOUISVILLE

Overall: 19-17
H: 14-8 | A: 5-9 | N: 0-0

4/16/72	W, 11-1	H
4/16/72	W, 5-0	H
3/24/73	L, 3-4	A
3/24/73	L, 6-7	A
5/11/73	W, 3-1	H
5/11/73	W, 5-3	H
5/12/73	W, 5-3	H
5/12/73	W, 7-6	H
5/11/74	W, 6-5	H
5/11/74	L, 3-5	H
5/12/74	L, 1-3	H
5/12/74	L, 0-2	H
4/03/90	W, 3-2	H
4/25/90	L, 11-12	A
4/02/91	L, 4-16	A
4/16/91	L, 22-23	A
4/23/92	L, 7-10	A
4/29/92	W, 13-10	H
3/17/93	W, 3-1	H
3/18/93	L, 8-11	H
5/08/93	W, 10-2	A
5/09/93	W, 9-8	A
3/22/94	L, 13-19	A
4/20/94	L, 2-4	H
4/11/95	W, 27-18	A
4/18/95	W, 15-5	H
4/09/96	W, 8-0	H
4/09/96	W, 9-5	H
3/12/97	L, 2-16	A
4/09/97	L, 2-6	H
4/14/98	W, 12-5	A
4/28/98	L, 2-4	H
4/06/99	L, 2-17	H
4/20/99	L, 3-9	A
3/14/00	W, 5-4	A
5/02/00	W, 11-8	H

MARIETTA

Overall: 3-2
H: 0-0 | A: 0-0 | N: 3-2

3/15/77	W, 10-8	N
3/15/77	W, 6-2	N
3/19/78	W, 6-4	N
3/18/79	L, 2-8	N
3/12/82	L, 6-7	N

MARTIN METHODIST

Overall: 1-0
H: 1-0 | A: 0-0 | N: 0-0

2/18/03	W, 3-0	H

MARYVILLE

Overall: 1-1
H: 0-0 | A: 0-0 | N: 1-1

3/19/84	W, 8-5	N
3/18/85	L, 2-8	N

MASSACHUSETTS-LOWELL

Overall: 1-0
H: 0-0 | A: 0-0 | N: 1-0

3/15/76	W, 11-2	N

MCKENDREE

Overall: 0-1
H: 0-0 | A: 0-0 | N: 0-0 | U: 0-1

1957	L, 4-7	U

MEMPHIS

Overall: 23-30
H: 9-10 | A: 12-20 | N: 2-0

3/07/79	L, 2-6	A
3/07/79	W, 4-3	A
3/23/80	L, 5-6	H
3/23/80	W, 9-5	H
3/03/81	L, 0-1	A
3/03/81	L, 2-6	A
3/23/83	L, 3-4	H
3/23/83	L, 1-13	H
5/06/83	L, 1-13	A
5/06/83	L, 11-12	A
3/03/84	W, 3-2	A
3/03/84	L, 2-9	A
5/01/84	L, 3-4	A
5/01/84	L, 2-16	A
5/05/85	L, 0-2	H
5/05/85	L, 3-4	H
3/09/86	L, 8-13	H
5/04/86	L, 2-7	A
5/04/86	L, 4-10	A
3/06/87	L, 14-16	H
4/23/87	L, 0-15	A
3/11/91	L, 11-12	A
3/08/92	W, 10-2	H
4/13/93	W, 8-5	A
4/13/94	L, 4-10	H
5/05/94	L, 2-5	A
3/30/95	W, 7-3	H
5/02/95	L, 3-8	A
4/23/96	W, 13-7	A
4/30/96	W, 9-5	H
3/26/97	L, 5-10	H
4/29/97	L, 4-6	A
4/07/98	W, 11-1	A
4/22/98	W, 9-2	H
4/27/99	W, 14-9	A
4/10/02	L, 3-6	A
3/05/03	W, 10-8 [11]	A
4/29/03	W, 9-6	H
3/23/04	L, 2-5	A
5/05/04	W, 13-10	H
3/30/05	W, 9-6	H
4/13/05	W, 8-4	A
3/28/06	W, 14-6	H
3/29/06	W, 11-9	A
4/17/07	L, 3-4	A
4/18/07	L, 7-13	H
6/02/07 ♦	W, 18-7	N
3/25/08	W, 4-2	A(J)
4/15/09	L, 4-5 [13]	A(J)
4/06/10	W, 14-7	A(J)
3/13/12	L, 2-3	A
5/14/13	W, 9-2	A
4/9/14	W, 5-3	N

MERCYHURST

Overall: 2-0
H: 2-0 | A: 0-0 | N: 0-0

3/20/77	W, 7-0	H
3/20/77	W, 6-2	H

MIAMI (OHIO)

Overall: 0-2
H: 0-2 | A: 0-0 | N: 0-0

3/24/01	L, 6-10	H
3/24/01	L, 5-10	H

MICHIGAN STATE

Overall: 2-1
H: 2-1 | A: 0-0 | N: 0-0

3/3/13	W, 7-2	H
3/3/13	L, 3-4	H
3/4/13	W, 10-7	H

MIDDLE TENNESSEE

Overall: 71-129
H: 33-46 | A: 25-61
N: 1-2 | U: 12-20

1937	L, 1-17	U
1937	W, 7-3	U
1937	L, 5-6	U
1937	L, 3-7	U
1938	L, 4-10	U
1938	L, 1-5	U
1939	L, 4-11	U
1939	W, 12-8	U
1948	W, 9-4	U
1949	W, 2-1	U
1950	L, 3-7	U
1950	L, 4-16	U
1951	L, 4-8	U
1951	L, 8-18	U
1954	L, 7-11	U
1954	L, 7-14	U
1955	L, 4-7	U
1955	W, 14-5	U
1956	W, 4-1	U
1956	W, 9-6	U
1957	L, 9-13	U
1957	L, 0-6	U
1958	W, 6-1	U
1959	L, 3-10	U
1959	W, 9-5	U
1960	W, 16-15	U
1960	L, 3-4	U
1961	W, 17-5	U
5/02/62	L, 3-13	H
5/14/62	W, 3-1	A
4/05/63 •	W, 4-2	H
4/05/63 •	W, 8-7	H
4/22/63 •	W, 6-2	A
4/22/63 •	W, 10-3	A
4/18/64 •	L, 0-9	A
4/18/64 •	L, 0-6	A
1964 •	W, 6-3	H
1964 •	L, 5-7	H
4/09/65 •	L, 6-7	A
4/09/65 •	L, 5-8	A
4/28/65 •	L, 1-7	H

4/28/65 •	W, 6-3	H
4/23/66 •	W, 7-6	H
4/23/66 •	W, 4-3	H
5/02/66 •	L, 1-4	A
4/10/67 •	W, 6-4	A
4/10/67 •	L, 1-6	A
5/03/67 •	L, 0-2	H
5/03/67 •	W, 6-4	H
4/04/68 •	L, 0-7	A
4/04/68 •	L, 2-7	A
1969 •	L, 9-11	U
1969 •	W, 6-5	U
1969 •	L, 4-8	U
4/06/70 •	L, 0-7	H
4/06/70 •	L, 0-2	H
4/15/71	L, 1-2	A
4/15/71	W, 4-3	A
5/03/71	W, 4-2	H
5/03/71	W, 7-6	H
4/18/72	L, 0-10	A
1972	L, 3-8	U
5/14/72	L, 1-2	A
5/14/72	W, 9-0	A
10/14/72 •	W, 9-3	H
10/14/72 •	L, 2-4	H
4/30/73 •	L, 1-2	A
4/30/73 •	L, 1-2	A
10/13/73 •	L, 1-3	A
10/13/73 •	L, 2-9	A
4/06/74 •	L, 1-5	H
4/06/74 •	L, 1-7	H
10/12/74 •	L, 1-5	H
10/12/74 •	W, 6-3	H
4/05/75 •	L, 1-4	A
4/05/75 •	W, 2-0	A
4/03/76 •	L, 6-21	A
4/03/76 •	L, 2-3	A
4/17/76 •	L, 4-9	H
4/17/76 •	W, 6-3	H
4/02/77 •	W, 9-4	H
4/16/77 •	W, 3-0	A
4/16/77 •	L, 3-9	A
4/20/77 •	L, 4-7	H
4/01/78 •	W, 4-3	A
4/01/78 •	L, 3-14	A
4/15/78 •	L, 4-7	H
4/15/78 •	W, 8-1	H
4/11/79 •	L, 3-4	A
4/11/79 •	W, 7-5	A
4/29/79 •	W, 1-0	H
4/29/79 •	L, 1-6	H
4/10/80 •	L, 2-3	A
4/10/80 •	W, 3-2	A
4/27/80 •	W, 13-5	H
4/27/80 •	L, 5-6	H
4/09/81 •	W, 7-5	H
4/09/81 •	L, 1-10	H
4/18/81 •	L, 2-3	A
4/18/81 •	L, 2-3	A
5/01/81 ■	L, 4-6	N
4/04/82 •	L, 1-8	H
4/04/82 •	L, 1-10	H
4/22/82 •	L, 1-3	A
4/22/82 •	L, 4-5	A
4/14/83 •	L, 0-6	A
4/14/83 •	L, 5-16	A
4/25/83 •	L, 1-6	H
4/25/83 •	L, 3-6	H
4/14/84 •	W, 9-3	A
4/14/84 •	W, 4-3	A
4/24/84 •	W, 7-4	H
4/24/84 •	L, 3-7	H
4/13/85 •	W, 10-6	H
4/13/85 •	W, 7-3	H
4/23/85 •	W, 5-4	A
4/23/85 •	L, 4-8	A
4/12/86 •	L, 8-9	A
4/12/86 •	W, 8-7	A
4/22/86 •	L, 2-7	H
4/22/86 •	L, 4-13	H
4/04/87 •	L, 3-6	A
4/05/87 •	L, 4-6	A
4/05/87 •	L, 1-9	A
4/18/87 •	L, 0-7	H
4/18/87 •	L, 2-6	H
4/19/87 •	L, 4-8	H
3/30/88 •	L, 5-6	A
3/30/88 •	L, 4-8	A
4/03/88 •	L, 7-15	H
4/03/88 •	W, 6-5	H
4/06/88 •	L, 3-6	A
4/29/89 •	W, 8-7	H
4/29/89 •	W, 4-2	H
4/30/89 •	L, 2-9	H
5/14/89 ■	W, 4-3	N
4/28/90 •	L, 5-11	A
4/29/90 •	L, 5-7	A
4/29/90 •	L, 5-6	A
5/13/90 ■	L, 5-9	A
3/23/91 •	L, 4-6	H
3/23/91 •	L, 1-4	H
3/24/91 •	L, 2-18	A
4/18/92 •	L, 1-2	A
4/18/92 •	W, 7-6	A
4/19/92 •	W, 10-9	A
5/15/92 ■	L, 9-10	A
5/01/93 •	L, 0-7	H
5/01/93 •	W, 6-5	H
5/02/93 •	W, 9-8	H
3/26/94 •	L, 5-8	A
5/14/94 ■	L, 4-5	H
5/16/94 ■	L, 4-5	H
5/06/95 •	W, 4-1	H
5/06/95 •	L, 7-15	H
5/07/95 •	L, 7-14	H
4/20/96 •	L, 2-7	A
4/20/96 •	W, 5-4	A
4/21/96 •	W, 10-5	A
4/19/97 •	W, 9-7	H
4/19/97 •	W, 10-1	H
4/20/97 •	L, 2-5	H
5/16/97 ■	W, 9-6	A
4/10/98 •	L, 2-6	A
4/10/98 •	L, 2-4	A
4/11/98 •	W, 4-2	A
4/10/99 •	L, 3-20	H
4/10/99 •	W, 7-6	H
4/11/99 •	L, 4-15	H
5/20/99 ■	L, 9-12	N
4/01/00 •	L, 5-6	A
4/01/00 •	W, 6-4	A
4/02/00 •	L, 6-7	A
2/17/02	L, 5-6	A
3/22/02	L, 0-4	A
3/23/02	L, 4-5	A
3/24/02	W, 19-0	H
4/02/03	L, 7-16 [10]	H
4/23/03	L, 6-8	A
4/07/04	L, 6-7	H
4/21/04	L, 1-6	A
4/05/05	L, 5-13	H
4/12/05	L, 7-19	A
3/15/06	W, 8-4	H
4/11/06	L, 5-15	A
3/27/07	L, 8-9	A
4/10/07	L, 4-5	H
4/16/08	L, 9-11	A
5/05/08	L, 10-18	H
4/01/09	L, 8-18	H
4/29/09	L, 13-18	A
3/30/10	W, 11-5	H
4/07/10	W, 19-13	A
3/30/11	L, 6-9	H
4/6/11	W, 11-4	A
4/11/12	W, 10-3	H
4/18/12	L, 7-10	A
2/19/13	W, 5-2	A
4/23/14	L, 7-12	H
4/30/14	L, 0-5	A

MILLIKIN

Overall: 7-0
H: 6-0 | A: 0-0 | N: 1-0

4/03/71	W, 6-0	H
4/03/71	W, 6-1	H
4/04/71	W, 9-5	H
4/04/71	W, 4-0	H
3/31/72	W, 5-1	H
3/13/72	W, 3-2	H
3/20/84	W, 3-0	N

MILWAUKEE

Overall: 17-4
H: 17-4 | A: 0-0 | N: 0-0

3/17/95	L, 4-6	H
3/18/95	W, 4-2	H
3/18/95	W, 5-4	H
3/14/96	W, 18-6	H
2/21/03	W, 5-1	H
2/21/03	W, 4-2	H
2/25/05	W, 9-1	H
3/09/07	W, 3-1	H
3/10/07	W, 5-4	H
3/11/07	W, 14-0	H
3/14/08	L, 7-12	H
3/15/08	L, 5-10	H
3/16/08	W, 6-4	H
3/13/09	W, 10-8	H
3/14/09	W, 7-4	H
3/14/09	L, 2-3	H
3/15/09	W, 5-1	H
3/5/10	W, 9-1	H
3/8/13	W, 4-3 [10]	H
4/8/14	W, 5-4	H
4/9/14	W, 12-7	H

MISSISSIPPI

Overall: 2-17
H: 0-2 | A: 2-17 | N: 0-0

2/23/93	L, 0-2	A
2/23/94	L, 3-12	A
3/17/95	L, 5-13	H
4/24/96	W, 6-2	A
2/26/97	L, 5-12	A
2/17/98	W, 15-4	A
2/16/99	L, 5-8	A
4/28/99	L, 6-7	H
4/26/00	L, 4-9	A
2/21/01	L, 0-4	A
3/25/02	L, 1-3	A
3/06/07	L, 3-4	A
3/07/07	L, 3-9	A
3/10/09	L, 7-8	A
3/11/09	L, 0-3	A
3/09/10	L, 4-14	A
3/10/10	L, 2-10	A
3/1/11	L, 4-5	A
3/2/11	L, 3-11	A

MISSISSIPPI STATE

Overall: 2-5
H: 2-0 | A: 0-4 | N: 0-1

3/04/05	L, 3-4	A
5/08/07	W, 3-2	H
5/09/07	W, 7-5	H
4/01/08	L, 4-13	A
4/02/08	L, 2-10	A
6/4/11 ♦	L, 3-8	N
3/26/13	L, 5-13	A

MISSOURI-SAINT LOUIS

Overall: 0-5
H: 0-3 | A: 0-0 | N: 0-2

4/30/76	L, 2-3	N
4/29/77	L, 1-2	N
3/26/86	L, 5-10	H
3/21/87	L, 6-7	H
3/21/87	L, 4-6	H

MISSOURI STATE

Formerly known as Southwest Missouri
Overall: 3-4
H: 2-1 | A: 0-3 | N: 1-0

5/01/76	W, 18-1	N
3/17/90	W, 4-2	H
3/17/90	L, 3-5	H
3/18/90	W, 5-3	H
3/14/91	L, 1-5	A
3/14/91	L, 3-7	A
3/15/91	L, 6-12	A

MONMOUTH

Overall: 2-0
H: 0-0 | A: 0-0 | N: 2-0

3/20/78	W, 7-1	N
3/18/79	W, 2-1	N

MONTEVALLO

Overall: 0-1
H: 0-0 | A: 0-1 | N: 0-0

3/04/83	L, 0-17	A

MOREHEAD STATE

Overall: 53-29
H: 32-11 | A: 20-18 | N: 1-0
OVC Regular-Season: 49-27
OVC Tournament: 3-2

3/16/77	W, 7-1	N
4/14/79 •	W, 6-3	A
4/14/79 •	L, 4-16	A
5/14/84 ■	L, 1-4	H
5/13/85 ■	W, 5-2	A
4/08/89 •	W, 8-0	H
4/09/89 •	L, 3-7	H
4/09/89 •	W, 4-1	H
4/07/90 •	W, 8-1	A
4/07/90 •	L, 5-6	A
4/08/90 •	W, 13-5	A
4/13/91 •	L, 5-10	H
4/13/91 •	L, 1-2	H
4/14/91 •	W, 10-4	H
4/11/92 •	L, 4-5	A
4/11/92 •	L, 2-7	A
4/12/92 •	L, 7-8	A
3/27/93 •	W, 4-3	H
3/27/93 •	L, 1-5	H
3/27/93 •	W, 13-7	H
4/16/94 •	L, 3-10	A
4/16/94 •	L, 9-16	A
4/17/97 •	W, 27-15	A
5/14/94 ■	W, 3-1	H
4/08/95 •	L, 1-2	H
4/08/95 •	W, 6-5	H
4/09/95 •	W, 4-3	H
3/23/96 •	W, 16-6	A
3/24/96 •	W, 5-1	A
3/24/96 •	L, 5-8	A
5/12/96 ■	L, 1-2	H
5/12/96 ■	W, 4-3	H
3/15/97 •	W, 4-1	H
3/15/97 •	L, 4-5	H
3/16/97 •	W, 8-7	H
3/07/98 •	W, 5-4	A
3/07/98 •	L, 2-10	A
3/08/98 •	W, 30-15	A
5/08/99 •	L, 0-2	H
5/08/99 •	L, 2-13	H
5/09/99 •	W, 9-4	H
4/29/00 •	W, 18-4	A
4/29/00 •	W, 16-3	A
4/30/00 •	L, 3-8	A
4/21/01 •	L, 4-5	A
4/21/01 •	W, 15-2	A
4/22/01 •	W, 26-7	A
4/20/02 •	W, 3-2	H
4/20/02 •	L, 3-7	H
4/21/02 •	W, 7-5	H
4/12/03 •	W, 4-1	H
4/12/03 •	W, 3-2	H
4/13/03 •	W, 9-6	H
3/27/04 •	W, 6-3	H
3/27/04 •	W, 8-3	H
3/28/04 •	W, 6-4	H
3/25/05 •	L, 2-4	A
3/25/05 •	L, 3-4	A
3/26/05 •	L, 8-12	A
4/01/06 •	W, 4-2	H
4/01/06 •	W, 4-1	H
4/02/06 •	W, 10-4	H
3/31/07 •	W, 17-6	A
3/31/07 •	W, 3-1	A
4/01/07 •	W, 28-10	A
4/05/08 •	W, 26-4	H
4/05/08 •	W, 4-3	H
4/06/08 •	W, 8-2	H
4/11/09 •	L, 1-3	A
4/11/09 •	L, 1-3	A
4/30/11 •	W, 7-3	A
4/30/11 •	W, 12-10	A
5/1/11 •	W, 24-5	A
5/11/12 •	W, 8-0	H
5/12/12 •	W, 17-5	H
5/12/12 •	W, 7-1	H
5/3/13 •	W, 9-8 [10]	H
5/4/13 •	W, 6-5	H
5/5/13 •	W, 9-3	H
5/2/14 •	L 9-10	A
5/3/14 •	W, 9-8	A
5/4/14 •	L, 6-7	A

MURRAY STATE

Overall: 97-100
H: 50-41 | A: 34-46
N: 4-2 | U: 9-11
OVC Regular-Season: 80-84
OVC Tournament: 7-4

1948	L, 2-8	U
1948	L, 4-6	U
1949	L, 1-13	U
1950	W, 13-3	U
1950	W, 5-3	U
1951	L, 10-11	U
1951	L, 7-8	U
1953	W, 6-4	U
1953	L, 3-5	U
1954	W, 8-5	U
1954	W, 12-7	U
1955	W, 19-7	U
1955	W, 7-5	U
1956	L, 8-12	U
1956	W, 7-5	U
1957	L, 3-13	U
1957	W, 3-1	U
4/02/63 •	L, 1-2	A
4/02/63 •	L, 0-2	A
4/15/63 •	L, 0-3	H
4/15/63 •	L, 2-9	H
3/31/64 •	L, 1-2	A
3/31/64 •	W, 5-3	A
1964 •	W, 7-2	H
1964 •	W, 2-0	H
4/19/65 •	L, 0-1	A
4/19/65 •	L, 0-17	A
5/04/65 •	L, 0-5	H
5/04/65 •	W, 6-5	H
4/15/66 •	L, 0-3	A
4/15/66 •	W, 5-2	A
4/13/67 •	L, 3-11	H
4/13/67 •	L, 4-23	H
4/20/67 •	L, 0-6	A
4/20/67 •	L, 0-11	A

1968 •	L, 5-6	H
1968 •	L, 5-11	H
5/10/68 •	L, 3-7	A
5/10/68 •	L, 4-6	A
1969 •	L, 1-2	U
1969 •	L, 2-3	U
1969 •	L, 0-1	U
4/18/70 •	L, 0-2	H
4/18/70 •	L, 2-5	H
5/07/70 •	L, 0-3	A
5/07/70 •	L, 0-6	A
4/17/71	L, 2-7	H
4/23/71 ■	L, 3-8	H
4/24/71 ■	W, 7-6	H
4/25/71 ■	W, 10-6	H
4/10/72	L, 3-7	A
4/10/72	L, 3-4	A
4/29/72	W, 8-4	H
10/07/72 •	L, 2-4	A
10/07/72 •	W, 4-1	A
4/01/73 •	L, 7-13	H
10/06/73 •	L, 1-6	H
10/06/73 •	W, 3-0	H
3/30/74 •	L, 1-2	A
3/30/74 •	L, 6-7	A
10/05/74 •	L, 3-15	A
10/05/74 •	L, 3-12	A
4/19/75 •	W, 4-0	H
4/19/75 •	L, 3-6	H
4/07/76 •	W, 6-2	H
4/07/76 •	W, 5-3	H
4/10/76 •	L, 8-12	A
4/10/76 •	L, 5-9	A
4/09/77 •	W, 7-5	A
4/09/77 •	W, 9-1	A
4/10/77 •	W, 6-0	H
4/10/77 •	L, 2-6	H
4/05/78 •	L, 5-9	H
4/05/78 •	L, 3-4	H
4/08/78 •	L, 1-7	A
4/08/78 •	W, 8-6	A
4/04/79	L, 5-9	A
4/18/79 •	W, 4-3	H
4/18/79 •	L, 8-10	H
5/05/79 ■	L, 2-6	N
4/17/80 •	W, 8-3	H
4/17/80 •	L, 4-5	H
4/05/81 •	L, 3-4	A
4/05/81 •	W, 4-1	A
4/23/81 •	W, 9-6	H
4/23/81 •	W, 4-3	H
4/10/82 •	L, 7-11	H
4/10/82 •	L, 4-5	H
4/13/82 •	L, 2-6	H
4/13/82 •	L, 1-4	H
4/11/83 •	W, 4-3	A
4/11/83 •	L, 1-4	A
4/21/83 •	L, 2-8	H
4/21/83 •	L, 2-7	H
4/12/84 •	W, 4-1	A
4/12/84 •	L, 4-12	A
4/19/84 •	W, 5-2	H
4/19/84 •	W, 1-0	H
5/15/84 ■	L, 3-6	H
4/11/85 •	L, 5-7	H
4/11/85 •	W, 7-5	H
4/18/85 •	W, 9-3	A
4/18/85 •	L, 8-9	A
5/14/85 ■	L, 4-16	N
4/10/86 •	W, 5-3	A
4/10/86 •	L, 5-9	A
4/17/86 •	W, 1-0	H
4/17/86 •	W, 9-3	H
4/11/87 •	W, 3-2	H
4/11/87 •	W, 4-2	H
4/12/87 •	W, 5-4	H
5/02/87 •	L, 4-9	A
5/02/87 •	L, 3-6	A
5/03/87 •	L, 3-11	A
3/26/88 •	W, 7-4	A
3/26/88 •	L, 2-3	A
3/27/88 •	W, 10-7	A
4/30/88 •	W, 6-5	H
4/30/88 •	L, 5-8	H
5/01/88 •	W, 5-3	H
3/24/89 •	L, 7-9	H
3/24/89 •	W, 11-3	H
3/25/89 •	L, 7-10	H
5/15/89 ■	W, 6-5	N
4/20/91 •	L, 1-3	H
4/20/91 •	L, 0-2	H
4/21/91 •	W, 6-0	H
3/21/92 •	W, 8-2	A
3/21/92 •	W, 9-5	A
3/22/92 •	W, 7-6	A
4/03/93 •	L, 1-2	A
4/03/93 •	W, 5-1	A
4/04/93 •	W, 10-5	A
4/09/94 •	W, 14-6	H
4/09/94 •	W, 4-2	H
5/13/94 ■	W, 2-1	H
4/01/95 •	L, 0-7	A
4/01/95 •	L, 3-7	A
4/02/95 •	W, 7-2	A
3/17/96 •	W, 7-6	H
3/17/96 •	W, 12-0	H
3/22/97 •	W, 2-1	A
3/22/97 •	L, 2-6	A
3/23/97 •	W, 5-3	A
3/14/98 •	L, 1-4	H
3/14/98 •	W, 6-5	H
3/15/98 •	L, 11-14	H
5/15/99 •	L, 0-1	A
5/15/99 •	L, 0-2	A
5/16/99 •	W, 9-7 [10]	A
5/06/00 •	W, 11-5	H
5/06/00 •	W, 6-4	H
5/07/00 •	W, 12-9	H
5/18/00 ■	W, 8-7	N
5/05/01 •	W, 5-2	A
5/05/01 •	L, 2-8	A
5/06/01 •	W, 14-3	A
5/03/02 •	W, 11-7	H
5/03/02 •	W, 7-1	H
5/04/02 •	L, 8-9 [10]	H
5/22/02 ■	W, 8-6	N
4/18/03 •	L, 3-6	A
4/18/03 •	W, 5-3	A
4/19/03 •	L, 2-7	A
5/08/04 •	W, 5-1	H
5/08/04 •	W, 7-6	H
5/09/04 •	W, 7-6	H
5/07/05 •	W, 15-7	A
5/07/05 •	W, 6-1	A
5/08/05 •	L, 4-8	A
5/26/05 ■	W, 6-5	N
5/13/06 •	W, 10-4	H
5/13/06 •	W, 3-1	H
5/14/06 •	W, 9-3	H
5/12/07 •	W, 7-3	A
5/12/07 •	L, 6-7	A
5/13/07 •	W, 15-3	A
5/16/08 •	W, 4-2	H
5/16/08 •	W, 3-2	H
5/17/08 •	L, 4-11	H
5/15/09 •	L, 2-4	A
5/15/09 •	W, 7-5	A
5/16/09 •	L, 2-3	A
3/27/10 •	W, 11-8	H
3/27/10 •	W, 14-8	H
3/28/10 •	L, 6-9	H
3/27/11 •	W, 5-2	A
3/28/11 •	L, 2-3	A
4/13/12 •	L, 7-13	H
4/14/12 •	W, 9-8	H
4/15/12 •	W, 13-12	H
3/28/13 •	W, 4-3 [12]	A
3/29/13 •	W, 10-3	A
3/30/13 •	W, 6-4	A
3/29/14 •	L, 2-7	H
3/30/14 •	L, 4-6	H
3/31/14 •	L, 5-8	H

NORTH ALABAMA

Overall: 23-25
H: 6-7 | A: 7-5 | N: 10-13

1935	L, 0-2	U
1935	W, 5-1	U
1936	W, 5-4	U
1936	L, 0-17	U
1936	L, 2-3	U
1936	L, 2-4	U
1951	L, 2-6	U
1951	W, 4-3	U
1953	L, 1-9	U
1953	W, 9-0	U
1954	L, 4-9	U
1955	L, 5-8	U
1955	W, 2-0	U
1956	L, 5-7	U
1956	W, 7-5	U
1957	L, 3-5	U
1957	W, 13-10	U
1959	L, 2-8	U
1959	W, 10-9	U
1960	W, 3-2	U
1960	L, 2-3	U
1961	L, 2-3	U
1961	W, 7-5	U
4/24/62	W, 11-3	H
4/30/62	W, 9-3	A
3/19/73	W, 5-4	A
3/19/73	L, 1-2	A
4/25/74	W, 9-4	H
4/25/74	L, 2-4	H
4/29/75	W, 13-4	A
3/28/81	W, 8-4	H
3/28/81	W, 16-8	H
3/28/83	W, 8-3	A
3/28/83	L, 2-7	A
3/03/86	W, 4-3	A
3/03/86	L, 1-6	A
4/05/86	L, 7-10	H
4/05/86	W, 12-5	H
4/14/88	L, 1-5	H
4/14/88	L, 3-4	H
4/17/88	L, 3-7	H
4/17/88	W, 8-7	H
4/11/89	L, 4-5	H
4/11/89	L, 5-7	H
4/23/89	L, 3-10	A
4/23/89	W, 8-1	A
3/19/91	W, 7-3	A
4/11/91	L, 3-4	A

NORTH FLORIDA

Overall: 4-1
H: 0-0 | A: 4-1 | N: 0-0

3/10/95	L, 5-6 [11]	A
3/05/96	W, 4-3	A
3/04/97	W, 13-11	A
3/07/06	W, 3-2	A
3/08/06	W, 3-1	A

NORTHERN ILLINOIS

Overall: 4-2
H: 4-0 | A: 0-0 | N: 0-2

3/11/95	L, 4-5	N
3/12/05	L, 2-5	N
2/26/10	W, 7-4	H
2/27/10	W, 4-3	H
2/28/10	W, 9-8 [11]	H
3/9/12	L, 1-5 [10]	H

NORTHERN IOWA

Overall: 2-0
H: 2-0 | A: 0-0 | N: 0-0

3/20/90	W, 1-0	H
3/20/90	W, 8-2	H

NORTHWOOD (MICH.)

Overall: 1-0
H: 1-0 | A: 0-0 | N: 0-0

4/17/71	W, 7-3	H

NOTRE DAME

Overall: 1-0
H: 0-0 | A: 0-0 | N: 0-0 | U: 1-0

1960	W, 6-4	U

OHIO STATE

Overall: 2-2
H: 0-0 | A: 1-2 | N: 1-0

3/04/01	W, 10-8	N
3/16/12	L, 3-4 [13]	A
3/17/12	W, 7-2 [10]	A
3/18/12	L, 3-7	A

OLIVET

Overall: 0-1
H: 0-0 | A: 0-0 | N: 0-1

3/14/77	L, 2-10	N

OREGON

Overall: 0-2
H: 0-0 | A: 0-2 | N: 0-0

6/1/12 ♦	L, 5-6	A
6/3/12 ♦	L, 1-8	A

OTTERBEIN

Overall: 2-2
H: 0-0 | A: 0-0 | N: 2-2

3/21/78	L, 4-8	N
3/21/78	W, 14-2	N
3/19/79	W, 7-3	N
3/18/84	L, 2-10	N

PENN STATE

Overall: 1-1
H: 0-0 | A: 0-0 | N: 1-1

3/06/93	L, 5-6	N
3/07/93	W, 10-6	N

PITTSBURGH-JOHNSTOWN

Overall: 2-0
H: 2-0 | A: 0-0 | N: 0-0

5/07/72	W, 6-2	H
5/07/72	W, 5-1	H

PURDUE

Overall: 1-4
H: 0-4 | A: 0-0 | N: 1-0

3/27/64	L, 0-7	H
3/28/64	L, 3-5	H
3/06/96	W, 15-8	N
2/26/00	L, 6-13	H
2/25/01	L, 1-2	H

QUINCY (ILL.)

Overall: 3-2
H: 3-2 | A: 0-0 | N: 0-0

4/03/70	W, 3-2	H
4/03/70	L, 4-5	H
4/12/71	W, 5-2	H
4/12/71	W, 2-0	H
4/17/74	L, 3-4	H

SAINT JOSEPH (IND.)

Overall: 1-0
H: 0-0 | A: 0-0 | N: 1-0

5/01/77	W, 10-3	N

SAINT LEO

Overall: 2-4
H: 0-0 | A: 2-4 | N: 0-0

3/13/71	W, 5-3	A
3/14/71	L, 4-5	A
3/11/72	W, 9-2	A
3/12/72	L, 1-2	A
3/16/74	L, 2-3	A
3/17/74	L, 15-16	A

SAINT LOUIS

Overall: 1-0
H: 1-0 | A: 0-0 | N: 0-0

3/17/88	W, 3-0	H

SAINT MARY'S (IND.)

Overall: 1-1
H: 1-1 | A: 0-0 | N: 0-0

3/30/78	L, 5-6	H
3/26/89	W, 17-5	H

SAMFORD

Overall: 15-14
H: 5-5 | A: 9-8 | N: 1-1

3/12/90	L, 3-4	A
3/13/90	W, 4-3	A
3/13/90	W, 13-5	A
2/29/92	W, 4-3 [10]	A
3/13/92	W, 10-2	A
3/14/92	W, 21-14	A
3/29/94	W, 5-1	H
2/26/97	L, 6-8	A
4/30/97	L, 4-9	H
3/01/00	W, 8-6	A
4/05/00	L, 12-16	H
4/24/01	W, 9-2	H
4/03/04 •	W, 6-2	A
4/03/04 •	W, 7-1	A
4/04/04 •	W, 7-5	A
5/27/04 ■	L, 3-15	N
4/02/05 •	W, 8-0	H
4/03/05 •	W, 3-2	H
4/03/05 •	L, 3-5	H
4/08/06 •	L, 8-10	A
4/09/06 •	L, 0-1	A
4/09/06 •	L, 3-4	A
4/06/07 •	W, 1-0	H
4/06/07 •	L, 1-5	H
4/07/07 •	L, 1-4	H
5/24/07 ■	W, 5-1	N
4/12/08 •	L, 3-5	A
4/12/08 •	L, 1-6	A
4/13/08 •	L, 5-7	A

SOUTH ALABAMA

Overall: 1-4
H: 0-0 | A: 1-4 | N: 0-0

3/17/86	L, 1-8	A
2/21/88	L, 3-4	A
2/21/88	L, 1-2	A
3/12/89	W, 6-5	A
3/12/89	L, 4-13	A

SOUTH CAROLINA

Overall: 0-1
H: 0-0 | A: 0-1 | N: 0-0

3/15/81	L, 0-4	A

SOUTH DAKOTA STATE

Overall: 1–1
H: 1-1 | A: 0-0 | N: 0-0

3/8/11	W, 10-7	H
3/9/11	L, 2-8	H

SOUTH FLORIDA

Overall: 0-1
H: 0-0 | A: 0-1 | N: 0-0

3/17/76	L, 0-8	A

KEY: • - OVC Contest

■ - OVC Tournament Contest
◊ - NCAA Tournament Play-In
♦ - NCAA Tournament Contest
Number in brackets following results indicates extra-inning contest

SOUTHEAST MISSOURI

Overall: 36-49
H: 16-23 | A: 16-19 | N: 4-7
OVC Regular-Season: 28-40
OVC Tournament: 4-8

1962 ♦	W, 2-1	N
5/04/85	W, 4-3	H
5/04/85	L, 8-9	H
4/13/89	W, 12-6	A
4/21/89	W, 15-3	A
3/28/92 •	L, 1-3	H
3/28/92 •	W, 7-6	H
3/29/92 •	W, 13-11	H
5/14/92 ■	L, 1-3	N
5/15/92 ■	W, 6-4	N
4/24/93 •	L, 5-6	A
4/24/93 •	L, 1-2	A
4/25/93 •	L, 0-1	A
4/23/94 •	W, 7-6	H
4/23/94 •	L, 0-6	H
4/24/94 •	W, 6-5	H
4/14/95 •	L, 2-4	A
4/14/95 •	W, 6-5	A
4/15/95 •	L, 1-4	A
3/30/96 •	L, 0-13	H
3/30/96 •	L, 4-9	H
3/31/96 •	W, 7-1	H
5/05/96 ■	W, 8-3	H
4/12/97 •	L, 7-10	A
4/12/97 •	L, 2-3	A
4/13/97 •	L, 4-7	A
4/04/98 •	L, 1-5	H
4/04/98 •	L, 0-1	H
4/05/98 •	L, 3-6 [11]	H
4/02/99 •	W, 7-2	A
4/02/99 •	W, 8-6	A
3/25/00 •	L, 1-4	H
3/25/00 •	L, 3-10	H
3/26/00 •	L, 7-12	H
5/19/00 ■	L, 0-13	A
4/28/01 •	L, 0-1	H
4/28/01 •	L, 1-11	H
4/29/01 •	L, 3-4	H
5/16/01 ■	W, 9-4	N
4/27/02 •	L, 9-14	A
4/28/02 •	L, 6-8	A
4/28/02 •	L, 2-6	A
5/24/02 ■	L, 5-7	N
4/26/03 •	L, 3-9	H
4/26/03 •	W, 4-2	H
4/27/03 •	L, 6-8	H
5/22/03 ■	L, 0-4	N
4/17/04 •	W, 3-2 [10]	A
4/17/04 •	W, 15-4	A
4/18/04 •	L, 7-9	A
5/27/04 ■	L, 1-6	N
4/16/05 •	L, 4-6	H
4/16/05 •	W, 5-3	H
4/17/05 •	W, 11-2	H
4/22/06 •	W, 7-4	A
4/22/06 •	L, 4-8	A
4/23/06 •	W, 7-2	A
5/26/06 ■	L, 9-10	N
4/21/07 •	W, 4-2	H
4/21/07 •	W, 4-0	H
4/22/07 •	L, 14-16	H
4/26/08 •	W, 6-5	A
4/26/08 •	W, 7-6	A
4/27/08 •	L, 9-10	A
5/21/08 ■	L, 2-5	N
4/25/09 •	L, 9-12	H
4/25/09 •	W, 9-5	H
4/26/09 •	L, 3-13	H
5/15/10 •	W, 8-4	A
5/15/10 •	L, 1-2	A
5/16/10 •	L, 3-10	A
5/14/11 •	W, 6-5	H
5/14/11 •	L, 2-3	H
5/15/11 •	W, 7-5	H
3/23/12 •	W, 8-5	A
3/24/12 •	W, 5-2	A
3/25/12 •	W, 11-7	A
5/24/12 ■	L, 3-4	N
5/26/12 ■	W, 10-6	N
4/12/13 •	W, 9-4	A
4/13/13 •	L, 3-5	A
4/14/13 •	L, 8-14	A
4/11/14 •	W, 22-4	H
4/12/14 •	L, 9-10 [12]	H
4/13/14 •	L, 7-19	H

SOUTHERN

Overall: 2-1
H: 2-1 | A: 0-0 | N: 0-0

5/16/96 ◊	W, 8-4	H
5/17/96 ◊	L, 7-14	H
5/18/96 ◊	W, 11-0	H

SOUTHERN ILLINOIS

Overall: 12-22
H: 5-7 | A: 7-14 | N: 0-1

3/18/72	L, 0-2	N
4/06/72	L, 1-2	A
4/06/72	W, 4-3	A
3/06/77	L, 1-3	H
3/06/77	L, 0-3	H
4/28/78	L, 1-5	A
4/29/78	L, 0-3	A
4/29/78	W, 4-3	A
5/10/80	L, 3-17	A
5/11/80	W, 2-0	A
5/11/80	L, 2-11	A
5/03/89	W, 6-5	A
5/03/89	W, 13-5	A
3/27/90	L, 6-13	H
3/26/91	L, 5-7	A
5/02/91	W, 13-2	H
4/02/92	L, 6-10	A
5/07/92	W, 12-2	H
3/31/93	W, 8-4	H
4/20/94	L, 9-19 [11]	H
5/03/94	L, 1-9	A
3/22/95	L, 6-9	A
4/03/96	L, 8-10	H
4/16/96	L, 6-7 [11]	A
4/01/97	L, 5-6	H
4/19/98	L, 4-6	A
1/19/98	W, 6-5	A
5/04/99	W, 3-2	A
4/08/00	W, 9-1	H
4/09/00	L, 5-6 [10]	A
2/26/13	W, 11-8	H
4/10/13	L, 9-10	A
2/18/14	L, 4-14	H
4/16/14	L, 0-3	A

SIU EDWARDSVILLE

Overall: 14-10
H: 9-2 | A: 5-8 | N: 0-0
OVC Regular-Season: 6-3
OVC Tournament: 0-0

5/18/73	L, 2-6	A
5/18/73	L, 0-2	A
5/19/73	L, 3-8	A
5/19/73	W, 5-0	A
3/27/74	L, 4-5	H
3/27/74	L, 6-8	H
4/29/76	W, 8-5	A
4/30/77	L, 0-8	A
4/03/09	W, 7-5	H
4/04/09	W, 15-5	H
4/05/09	W, 8-7 [11]	H
3/07/10	W, 10-9	H
4/25/10	W, 5-2	H
4/25/10	W, 6-5	H
4/22/11	L, 0-1	A
5/4/12 •	W, 9-5	A
5/5/12 •	W, 6-2	A
5/6/12 •	L, 8-9	A
5/16/13 •	W, 20-2	H
5/17/13 •	W, 10-8	H
5/18/13 •	W, 16-5	H
5/15/14 •	W, 6-4 [10]	A
5/16/14 •	L, 0-1	A
5/17/14 •	L, 3-4	A

SOUTHERN INDIANA

Overall: 4-0
H: 4-0 | A: 0-0 | N: 0-0

4/06/95	W, 7-2	H
4/25/96	W, 10-6	H
3/07/97	W, 13-7	H
3/17/99	W, 14-8	H

SOUTHERN MISSISSIPPI

Overall: 0-2
H: 0-0 | A: 0-2 | N: 0-0

3/10/92	L, 3-7	A
3/11/92	L, 4-5	A

SPRING HILL

Overall: 0-2
H: 0-0 | A: 0-1 | N: 0-1

3/16/70	L, 5-7	A
3/18/86	L, 4-9	N

STETSON

Overall: 1-2
H: 0-0 | A: 1-2 | N: 0-0

3/13/72	W, 9-6	A
3/14/72	L, 1-6	A
3/15/80	L, 4-14	A

TAMPA

Overall: 1-0-1
H: 0-0 | A: 1-0-1 | N: 0-0

3/15/71	W, 6-1	A
3/16/76	T, 9-9	A

TAYLOR (IND.)

Overall: 0-1
H: 0-1 | A: 0-0 | N: 0-0

3/26/83	L, 0-3	H

TEMPLE

Overall: 1-0
H: 1-0 | A: 0-0 | N: 0-0

4/12/77	W, 13-0	H

TENNESSEE

Overall: 5-17
H: 0-1 | A: 4-16 | N: 1-0

5/01/72	L, 1-6	A
5/01/72	L, 1-4	A
3/29/77	L, 2-3	A
3/29/77	L, 1-3	A
4/24/78	W, 6-4	A
4/24/78	L, 1-6	A
4/21/79	L, 2-4	A
4/21/80	L, 6-17	A
3/20/81	W, 10-8	N
3/16/83	L, 0-16	A
4/08/87	W, 7-4	A
3/01/88	L, 8-15	A
4/06/89	L, 5-6	A
5/01/96	L, 6-7	A
3/11/98	L, 6-14	A
6/03/05 ♦	L, 5-7	A
4/08/08	L, 13-16	A
2/24/09	W, 5-3	A
4/24/91	L, 3-14	A
3/16/11	L, 3-5	H
4/24/12	W, 8-4	A
3/18/14	L, 7-8 [12]	A

TENNESSEE STATE

Overall: 23-11
H: 13-5 | A: 10-6 | N: 0-0

4/14/70	L, 3-4	A
4/28/71	W, 3-2	H
3/26/75	L, 9-12	A
4/13/75	W, 16-0	H
4/13/78	W, 18-7	A
3/11/79	L, 12-16	H
4/19/79	W, 5-4	A
4/08/80	L, 5-7	A
3/31/81	L, 5-10	A
4/13/81	W, 10-4	H
3/24/82	W, 10-4	H
3/29/82	W, 3-2	A
3/17/83	W, 7-5	A
4/06/84	W, 3-2	H
3/28/85	L, 7-9	H
4/09/85	W, 13-1	A
3/25/86	W, 17-5	H
4/04/86	L, 6-17	A
4/13/87	L, 7-23	H
3/06/88 •	W, 7-4	A
3/06/88 •	W, 3-2	A
4/09/88 •	W, 10-4	H
4/09/88 •	L, 3-4	H
4/10/88 •	W, 12-11	H
4/15/89 •	W, 6-5	A
4/15/89 •	W, 12-5	A
4/16/89 •	W, 8-4	A
4/15/90 •	W, 14-1	H
4/15/90 •	W, 7-2	H
3/31/91 •	L, 5-9	A
3/31/91 •	L, 6-9	H
4/04/92 •	W, 2-0	H
4/04/92 •	W, 6-2	H
4/05/92 •	W, 15-8	H

TENNESSEE TECH

Overall: 93-79-1
H: 50-24 | A: 36-36-1
N: 5-6 | U: 2-13
OVC Regular-Season: 66-52
OVC Tournament: 7-6

1938	L, 2-7	U
1938	L, 3-11	U
1939	L, 5-10	U
1939	L, 5-12	U
1948	L, 1-14	U
1948	L, 2-7	U
1951	L, 14-17	U
1951	L, 12-28	U
1955	L, 2-15	U
1955	L, 3-10	U
1956	L, 6-7	U
1956	L, 8-15	U
1958	W, 5-0	U
5/11/64	W, 2-1	H
5/11/64	L, 0-8	H
5/10/67	L, 3-6	A
5/10/67	L, 0-5	A
4/16/70	L, 6-7	H
4/16/70	W, 2-0	H
4/10/71	L, 4-5	H
4/22/71 ■	W, 10-3	H
4/23/71 ■	W, 10-5	H
1972	W, 5-1	U
1972	L, 2-5	U
4/30/72	L, 5-7	A
4/30/72	W, 5-4	A
5/12/72	W, 3-2	N
5/01/73	W, 4-2	A
5/01/73	L, 3-4	A
5/05/73	W, 5-4	H
5/05/73	W, 8-5	H
3/26/74	W, 3-1	H
3/26/74	W, 2-1	H
3/25/75	W, 9-6	H
3/25/75	W, 5-1	H
4/26/75	W, 2-1	A
4/26/75	W, 7-5	A
3/23/76	L, 0-1	A
3/23/76	W, 6-1	A
3/23/77	W, 5-3	H
3/23/77	W, 5-0	H
4/22/78	W, 3-2	H
4/22/78	W, 8-3	H
4/25/78	T, 5-5	A
4/22/79 •	W, 7-1	A
4/22/79 •	W, 7-5	A
4/28/79 •	W, 8-0	H
4/28/79 •	W, 8-3	H
4/20/80 •	L, 1-3	A
4/20/80 •	L, 5-6	A
4/26/80 •	W, 4-3	H
4/11/81 •	W, 4-1	H
4/11/81 •	W, 12-4	H
4/16/81 •	W, 16-3	A
4/16/81 •	L, 6-7	A
4/24/82 •	L, 3-7	A
4/24/82 •	W, 8-4	A
4/26/82 •	L, 1-8	H
4/26/82 •	W, 5-1	H
4/16/83 •	L, 0-8	A
4/16/83 •	L, 1-8	A
4/17/83 •	L, 5-10	A
4/17/83 •	L, 4-5	A
4/21/84 •	L, 6-11	H
4/26/84 •	L, 4-9	A
4/26/84 •	W, 7-5	A
4/20/85 •	L, 1-4	A
4/20/85 •	W, 9-6	A
4/25/85 •	L, 5-7	H
4/25/85 •	W, 4-2	H
4/19/86 •	L, 8-9	H
4/19/86 •	L, 4-13	H
4/24/86 •	L, 2-7	A
4/24/86 •	L, 7-8	A
3/28/87 •	W, 4-2	H
3/28/87 •	L, 1-11	H
3/29/87 •	W, 4-3	H
4/25/87 •	W, 4-3	A
4/25/87 •	L, 4-5	A
4/26/87 •	L, 4-12	A
3/19/88 •	L, 2-6	H
3/19/88 •	L, 2-5	H
3/20/88 •	L, 1-5	H
4/23/88 •	L, 0-9	A
4/23/88 •	W, 6-5	A
4/24/88 •	L, 2-8	A
5/07/89 •	L, 9-10	A
5/07/89 •	W, 3-0	A
5/05/90 •	W, 9-1	H
5/05/90 •	L, 6-7	H
5/06/90 •	W, 7-6	H
5/14/90 ■	W, 11-6	N
4/27/91 •	W, 6-2	A
4/27/91 •	W, 12-11	A
4/28/91 •	W, 7-5	A
4/25/92 •	W, 2-0	H
4/25/92 •	W, 5-2	H
4/26/92 •	L, 8-14	H
4/10/93 •	W, 2-0	A
4/10/93 •	W, 5-1	A
4/11/93 •	L, 4-5	A
4/30/94 •	W, 3-0	H
5/01/94 •	W, 1-0	H
5/01/94 •	W, 5-2	H

4/22/95 •	L, 0-1	A
4/22/95 •	L, 3-5	A
4/23/95 •	W, 13-8	A
4/04/96 •	W, 2-0	H
4/05/96 •	W, 3-1	H
4/06/96 •	W, 6-2	H
5/11/96 ■	W, 8-3	H
3/28/97 •	L, 4-20	A
3/28/97 •	L, 1-5	A
3/29/97 •	W, 14-5	A
5/15/97 ■	L, 4-5	N
5/16/97 ■	L, 2-4	N
3/21/98 •	W, 4-1	H
3/21/98 •	L, 2-4	H
3/22/98 •	W, 11-10	H
3/20/99 •	W, 16-2	A
3/20/99 •	W, 9-6	A
3/21/99 •	W, 13-11 [12]	A
5/13/00 •	W, 5-2	H
5/13/00 •	W, 12-4	H
5/14/00 •	W, 12-11	H
4/07/01 •	L, 6-9	A
4/07/01 •	L, 0-6	A
4/08/01 •	L, 11-17	A
5/17/01 ■	L, 5-10	N
5/19/01 ■	W, 3-2	N
5/19/01 ■	L, 2-9	N
4/06/02 •	W, 3-0	H
4/06/02 •	W, 5-4 [11]	H
4/07/02 •	L, 5-15	H
5/23/02 ■	L, 2-3	N
5/16/03 •	L, 4-11	A
5/16/03 •	W, 7-5	A
5/17/03 •	W, 10-5 [10]	A
4/09/04 •	L, 9-12	H
4/09/04 •	L, 0-7	H
4/10/04 •	W, 6-1	H
4/09/05 •	W, 6-0	A
4/09/05 •	W, 6-0	A
4/10/05 •	W, 10-9	A
4/14/06 •	L, 3-5	H
4/14/06 •	L, 1-2	H
4/15/06 •	W, 11-7	H
4/14/07 •	W, 10-5	A
4/14/07 •	W, 4-2	A
4/15/07 •	W, 3-1	A
4/19/08 •	W, 10-5	H
4/19/08 •	L, 3-7	H
4/20/08 •	W, 7-3	H
5/22/08 ■	L, 4-5	N
4/18/09 •	W, 6-2	H
4/18/09 •	L, 3-4	H
5/08/10 •	L, 3-15	A
5/08/10 •	L, 1-6	A
5/09/10 •	L, 2-10	A
5/7/11 •	W, 8-7	H
5/7/11 •	W, 5-4	H
5/8/11 •	W, 10-4	H
5/17/12 •	L, 0-5	A
5/18/12 •	W, 10-7	A
5/19/12 •	W, 10-4	A
4/5/13 •	W, 7-3	H
4/6/13 •	L, 7-10	H
4/7/13 •	L, 4-12	H
5/24/13 ■	W, 6-2	N
4/4/14 •	W, 7-4	A
4/5/14 •	W, 9-6	A
4/6/14 •	L, 9-16	A

TENNESSEE WESLEYAN

Overall: 0-3
H: 0-1 | A: 0-0 | N: 0-2

3/17/80	L, 3-6	N
3/19/80	L, 5-6	N
4/22/85	L, 7-8	H

TENNESSEE-MARTIN

Overall: 80-28-2
H: 40-11-1 | A: 34-15-1
N: 0-0 | U: 6-2
OVC Regular-Season: 53-11-1
OVC Tournament: 1-0

1960	W, 12-9	U
1960	W, 10-5	U
1961	W, 13-5	U
1961	W, 7-4	U
4/14/62	W, 6-2	H
5/09/62	L, 2-6	A
5/04/63	W, 5-2	H
5/04/63	L, 5-6	H
4/26/65	W, 7-0	H
5/08/65	L, 6-13	A
4/05/67	L, 8-9	H
1967	W, 4-2	A
1968	L, 3-5	U
1968	L, 4-5	U
1969	W, 8-6	U
1969	W, 17-5	U
4/11/70	W, 2-1	A
4/11/70	W, 3-0	A
5/09/70	L, 4-8	H
5/09/70	L, 3-8	H
4/27/77	W, 6-1	H
4/07/80	W, 10-5	A
4/07/81	L, 3-8	A
4/14/81	W, 9-7	H
4/27/82	L, 1-2	A
4/27/82	W, 4-1	A
4/26/83	W, 5-4	H
4/26/83	W, 6-1	H
3/09/85	L, 1-7	A
3/09/85	L, 1-3	A
3/01/86	T, 9-9	H
4/06/86	L, 5-9	A
4/01/87	W, 7-6	A
4/22/87	L, 3-6	H
3/23/88	W, 11-10	H
4/27/88	W, 5-4	A
4/26/89	W, 9-2	A
4/26/89	W, 11-2	A
4/19/90	W, 11-7	H
4/19/90	W, 11-1	H
4/25/91	L, 9-15	A
3/17/92	L, 3-11	A
4/15/92	L, 2-8	H
3/20/93 •	W, 13-3	H
3/20/93 •	W, 7-3	H
3/21/93 •	W, 8-1	H
4/20/93	W, 9-4	H
5/07/94 •	L, 1-2	A
5/08/94 •	W, 5-3	A
5/08/94 •	L, 2-3	A
4/29/95 •	W, 6-4	H
4/29/95 •	L, 6-8 [10]	H
4/30/95 •	W, 3-2	H
4/13/96 •	W, 4-0	A
4/13/96 •	L, 0-1	A
4/14/96 •	W, 8-1	A
5/03/96 ■	W, 16-1	H
5/10/97 •	W, 2-1	H
5/10/97 •	W, 10-1	H
5/11/97 •	W, 14-2	H
5/02/98 •	W, 12-0	A
5/02/98 •	L, 4-8	A
5/03/98 •	W, 8-3	A
5/01/99 •	W, 11-3	H
5/01/99 •	W, 2-1	H
5/02/99 •	L, 6-8	H
4/21/00 •	W, 13-3	A
4/21/00 •	W, 6-2	A
4/22/00 •	W, 7-3	A
3/17/01 •	W, 1-0	A
3/17/01 •	W, 9-4	A
3/18/01 •	W, 8-6	A
5/18/02 •	W, 4-1	H
5/18/02 •	W, 2-1	H
5/19/02 •	L, 5-7 [11]	H
4/05/03 •	W, 11-3	A
4/05/03 •	T, 10-10	A
4/24/04 •	W, 23-2	H
4/24/04 •	W, 13-4	H
4/25/04 •	W, 13-1	H
4/23/05 •	W, 14-3	A
4/23/05 •	W, 2-0	A
4/24/05 •	W, 6-1	A
4/29/06 •	W, 7-1	H
4/29/06 •	W, 7-4	H
4/30/06 •	W, 4-3	H
4/28/07 •	W, 4-0	A
4/28/07 •	W, 15-3	A
4/29/07 •	W, 4-2	A
5/03/08 •	W, 13-3	H
5/04/08 •	L, 2-4	H
5/04/08 •	W, 12-3	H
5/02/09 •	W, 6-3	A
5/02/09 •	W, 8-6	A
5/03/09 •	L, 1-6	A
5/21/10 •	W, 9-7	H
5/22/10 •	W, 9-3	H
5/22/10 •	W, 11-9	H
5/20/11 •	W, 11-6	A
5/20/11 •	W, 14-3	A
5/21/11 •	L, 6-7	A
3/30/12 •	W, 10-2	H
3/31/12 •	W, 4-0	H
4/1/12 •	W, 12-8	H
5/10/13 •	W, 9-5	A
5/11/13 •	W, 5-1	A
5/12/13 •	W, 8-0	A
5/10/14 •	L, 3-6 [12]	H
5/11/14 •	W, 10-2	H
5/12/14 •	W, 13-12	H

TREVECCA

Overall: 13-5
H: 9-3 | A: 4-2 | N: 0-0

3/03/79	L, 2-4	H
3/03/79	W, 12-2	H
3/02/82	L, 2-4	A
3/02/83	W, 5-3	A
3/19/83	W, 3-1	H
3/02/85	W, 8-4	H
4/29/85	L, 5-6	A
4/02/86	W, 5-1	A
3/02/87	L, 1-5	H
2/27/88	W, 8-1	H
4/20/88	W, 13-3	A
3/09/89	L, 6-9	H
4/20/89	W, 19-1	H
3/01/90	W, 13-5	H
4/12/90	W, 9-5	A
4/26/95	W, 11-4	H
3/16/02	W, 9-4	H
2/20/03	W, 10-0	H

TROY STATE

Overall: 4-6
H: 1-3 | A: 3-3 | N: 0-0

3/18/77	L, 2-6	A
3/17/82	L, 1-7	A
3/10/94	W, 7-6	A
3/10/94	L, 2-4	A
3/19/94	L, 3-7	H
3/20/94	L, 9-10	H
2/22/00	L, 11-16	H
2/23/00	W, 12-4	H
3/07/00	W, 6-2	A
3/08/00	W, 6-2	A

UNION (TENN.)

Overall: 26-16
H: 5-5 | A: 5-4 | N: 0-0 | U: 16-7

1949	W, 13-11	U
1950	W, 4-1	U
1950	W, 11-6	U
1951	W, 9-3	U
1951	W, 4-3	U
1953	W, 12-0	U
1953	W, 2-0	U
1954	W, 9-5	U
1954	W, 7-3	U
1955	L, 8-10	U
1955	W, 2-1	U
1956	L, 6-12	U
1956	W, 7-6	U
1957	W, 16-4	U
1957	L, 5-12	U
1958	W, 6-3	U
1958	W, 8-0	U
1959	L, 1-4	U
1959	L, 3-7	U
1960	L, 8-12	U
1960	L, 6-12	U
1961	W, 11-8	U
1961	W, 6-3	U
4/21/62	L, 5-11	H
4/28/62	L, 9-10	A
4/20/72	L, 2-13	A
4/21/73	L, 3-9	A
4/21/73	W, 5-0	A
5/04/73	W, 6-3	H
5/04/73	L, 1-7	H
4/04/74	W, 19-6	A
4/04/74	L, 3-5	A
5/09/74	W, 9-3	H
5/09/74	W, 5-4	H
4/09/75	W, 9-5	A
4/09/75	W, 7-6	A
4/12/76	W, 11-1	H
4/12/76	W, 8-0	H
3/13/86	W, 10-9	A
4/26/86	L, 4-19	H
3/25/87	L, 11-15	H
3/25/87	L, 1-2	H

VALDOSTA STATE

Overall: 1-2
H: 0-0 | A: 1-2 | N: 0-0

3/14/80	L, 6-7	A
3/15/86	L, 2-15	A
3/16/86	W, 15-8	A

VALPARAISO

Overall: 18-5
H: 15-5 | A: 0-0 | N: 3-0

3/13/82	W, 2-1	N
3/14/82	W, 6-5	N
3/03/85	L, 1-3	H
3/04/90	W, 6-2	H
3/03/91	W, 3-1	H
3/01/94	W, 3-2	H
3/11/96	W, 12-4	H
3/09/01	W, 2-1	H
3/10/01	L, 5-6	H
3/10/01	W, 11-10	H
3/11/01	W, 14-1	H
2/26/05	W, 6-0	H
3/03/06	W, 5-4	H
3/04/06	L, 4-5	H
3/05/06	W, 16-10	H
2/23/08	L, 6-15	H
2/23/08	W, 12-4	H
2/24/08	L, 5-11	H
2/29/08	W, 5-4	H
2/18/11	W, 7-3	H
2/19/11	W, 11-10	H
2/20/11	W, 7-3	H
6/2/13 ♦	W, 5-4	N

VANDERBILT

Overall: 24-50-2
H: 13-21 | A: 10-28-2
N: 0-0 | U: 1-1

1938	L, 2-12	U
1958	W, 10-6	U
4/26/71	L, 3-7	A
3/21/72	L, 6-11	A
4/09/72	L, 5-14	H
3/09/73	L, 4-19	A
3/10/73	L, 3-21	H
3/10/73	L, 1-4	H
4/07/74	W, 5-4	H
4/07/74	W, 7-0	H
4/28/74	W, 10-8	A
4/28/74	L, 0-4	A
4/06/75	L, 1-13	H
4/06/75	L, 4-13	H
4/20/75	L, 2-7	A
4/20/75	W, 6-5	A
3/28/76	L, 6-7	A
4/18/76	L, 4-15	H
3/22/77	L, 2-9	H
4/25/77	W, 7-0	A
4/03/79	L, 2-4	H
4/30/79	L, 9-11	A
4/19/80	W, 8-4	H
4/28/80	W, 13-8	A
3/24/81	W, 7-5	H
5/05/81	L, 6-7	A
3/25/82	L, 1-6	H
5/04/82	L, 3-11	A
4/04/84	L, 3-8	H
5/01/85	L, 0-3	A
5/01/86	L, 4-8	A
4/28/87	L, 11-12	A
4/26/88	L, 3-4	A
3/22/89	L, 6-7	H
3/23/89	T, 7-7	A
2/28/90	W, 10-7	A
4/04/90	W, 15-12	H
2/27/91	L, 4-7	A
4/23/91	L, 6-19	H
3/25/92	T, 3-3	A
4/08/92	W, 9-6	A
5/05/92	L, 8-11	H
4/08/93	W, 12-4	H
5/11/93	L, 4-7	A
4/06/94	W, 5-4	H
4/27/94	W, 9-5	A
3/28/95	L, 4-9	H
4/19/95	L, 2-4	A
3/27/96	W, 5-4	H
4/10/96	L, 5-17	A
4/08/97	L, 5-11	H
4/15/97	L, 6-12	A
5/05/98	W, 9-8 [10]	H
4/21/99	W, 9-6	H
5/05/99	L, 6-7	A
3/29/00	L, 3-5	H
4/04/00	W, 13-10	A
3/27/01	W, 7-5	H
5/01/01	W, 9-3	A
4/09/02	L, 5-6	H
5/01/02	W, 5-0	A
4/22/03	L, 2-3 [11]	A
3/10/04	L, 4-7	H
3/31/04	L, 4-7	A
4/05/06	L, 2-6	H
4/25/06	L, 2-7	A
2/27/07	L, 0-8	A
4/04/07	L, 1-4	H
6/01/07 ♦	L, 1-2 [11]	A
6/03/07 ♦	L, 5-11	A
4/09/08	L, 1-8	A
4/22/08	L, 8-9	H

3/24/09	L, 5-10	A
4/21/09	W, 9-8	H
2/23/10	L, 1-2 [11]	A
4/27/10	W, 5-4	H

WEST ALABAMA

Overall: 2-2
H: 2-0 | A: 0-2 | N: 0-0

3/15/73	L, 6-7	A
3/15/73	L, 1-4	A
3/20/02	W, 9-5	H
3/21/02	W, 7-4	H

WEST FLORIDA

Overall: 1-7
H: 0-0 | A: 1-7 | N: 0-0

3/15/82	L, 1-2	A
3/16/82	L, 6-7	A
3/21/85	L, 2-7	A
3/21/85	L, 2-5	A
3/18/86	W, 5-4	A
3/19/86	L, 3-13	A
3/12/87	L, 0-1	A
3/13/89	L, 0-11	A

WEST GEORGIA

Overall: 0-1
H: 0-0 | A: 0-1 | N: 0-0

3/12/71	L, 1-3	A

WESTERN CAROLINA

Overall: 1-2
H: 0-0 | A: 1-2 | N: 0-0

3/11/83	L, 15-16	A
3/12/83	W, 3-2	A
3/12/83	L, 7-14	A

WESTERN ILLINOIS

Overall: 0-2
H: 0-0 | A: 0-0 | N: 0-2

3/18/84	L, 2-4	N
3/19/85	L, 5-13	N

WESTERN KENTUCKY

Overall: 60-91-1
H: 25-34 | A: 24-40-1
N: 0-0 | U: 11-17

1933	W, 14-7	U
1933	W, 4-3	U
1934	L, 4-17	U
1934	L, 9-19	U
1937	L, 2-9	U
1937	L, 5-8	U
1938	L, 8-10	U
1938	W, 9-3	U
1939	L, 1-3	U
1939	W, 12-9	U
1948	L, 12-17	U
1948	L, 5-10	U
1949	L, 1-3	U
1949	L, 4-13	U
1950	L, 2-4	U
1950	W, 4-2	U
1951	W, 7-3	U
1951	W, 24-11	U
1957	W, 5-4	U
1959	L, 8-17	U
1959	L, 5-6	U
1960	W, 9-1	U
1961	W, 8-5	U
1961	W, 17-8	U
4/18/62	W, 7-6	H
4/25/64 •	L, 4-5	H
4/25/64 •	L, 1-3	H
5/07/64 •	L, 7-8	A
5/07/64 •	L, 0-14	A
4/14/65 •	L, 0-2	A
4/14/65 •	L, 3-5	A
4/24/65 •	W, 4-2	H
4/24/65 •	W, 10-7	H
5/07/66 •	L, 4-5	H
5/07/66 •	W, 11-2	H
5/10/66 •	L, 0-7	A
5/10/66 •	W, 3-1	A
4/17/67 •	L, 6-14	A
4/17/67 •	L, 1-2	A
5/06/67 •	L, 3-4	H
5/06/67 •	W, 6-5	H
4/02/68 •	L, 3-5	H
4/02/68 •	L, 0-4	H
1968 •	L, 0-2	A
1968 •	W, 7-6	A
1969 •	L, 5-9	U
1969 •	L, 2-6	U
1969 •	L, 1-9	U
1969 •	L, 4-11	U
4/27/70 •	L, 2-6	H
4/27/70 •	W, 2-1	H
5/04/70 •	L, 1-4	A
5/04/70 •	W, 11-5	A
3/31/71	L, 2-4	A
3/31/71	W, 1-0	A
3/23/72	L, 3-4	H
3/23/72	W, 12-0	H
4/17/72	W, 2-0	A
4/17/72	L, 1-4	A
10/22/72 •	W, 2-1	H
10/22/72 •	L, 2-5	H
4/14/73 •	W, 3-2	A
4/14/73 •	W, 4-3	A
10/18/73 •	W, 5-3	A
10/18/73 •	L, 3-4	A
4/13/74 •	W, 15-8	H
4/13/74 •	L, 3-6	H
10/19/74 •	W, 9-2	A
10/19/74 •	L, 3-4	A
4/12/75 •	W, 10-7	A
4/12/75 •	L, 2-6	A
4/14/76 •	L, 4-6	H
4/14/76 •	L, 0-7	H
3/26/77 •	W, 5-0	H
3/26/77 •	L, 4-7	H
4/13/77 •	L, 2-5	A
4/13/77 •	W, 3-1	A
4/12/78 •	W, 10-7	H
4/12/78 •	L, 3-7	H
4/19/78 •	W, 2-0	A
4/19/78 •	T, 2-2	A
4/08/79 •	W, 3-2	H
4/25/79 •	L, 1-7	A
4/25/79 •	W, 4-3	A
4/06/80 •	L, 4-5	H
4/06/80 •	L, 8-9	H
4/24/80 •	L, 3-5	A
4/24/80 •	L, 1-16	A
3/29/81	W, 9-1	A
4/30/81 ■	W, 12-9	A
4/01/82 •	L, 5-6	A
4/01/82 •	L, 3-4	A
4/21/82 •	L, 0-7	H
4/21/82 •	L, 1-2	H
3/31/83	W, 5-4	A
4/12/83	L, 15-21	H
3/30/84	W, 2-1	H
4/11/84	L, 7-13	A
4/03/85	L, 3-5	H
4/15/86	W, 6-5	H
4/29/86	L, 2-7	A
4/29/87	L, 8-10	A
4/05/88	L, 13-26	H
4/19/88	L, 7-20	A
4/12/89	W, 5-4	A
4/18/89	L, 6-13	H
4/11/90	L, 5-10	A
4/23/90	L, 10-12	H
2/28/91	W, 9-6	A
4/10/91	L, 3-7	A
5/07/91	L, 5-10	H
4/01/92	L, 2-10	A
4/27/92	W, 4-3	H
5/11/92	L, 4-5	A
4/27/93	W, 18-6	H
4/28/93	L, 5-10	A
4/21/94	L, 6-14	H
4/26/94	L, 2-4	A
4/20/95	L, 4-8	A
4/25/95	W, 5-4 [10]	H
4/02/96	W, 17-3	A
4/17/96	L, 4-8	H
4/02/97	W, 22-8	H
4/16/97	L, 3-9	A
4/08/98	W, 9-8 [10]	H
4/15/98	L, 4-6	A
4/07/99	W, 12-4	A
5/06/99	L, 1-13	H
4/18/00	L, 5-7	H
4/04/01	W, 14-12	H
4/10/01	L, 2-8	A
4/02/02	L, 2-14	A
4/16/02	W, 8-7 [10]	H
4/08/03	L, 2-9	H
4/14/04	L, 1-13	H
4/27/05	W, 5-4	H
5/17/05	L, 13-29	A
4/04/06	W, 12-9	A
4/18/06	W, 11-5	H
4/24/07	W, 6-5	A
3/26/08	W, 9-3	A
4/14/09	W, 7-4	H
4/28/09	L, 4-14	A
3/02/10	L, 7-14	A
4/13/10	L, 7-14	H
3/22/11	L, 2-5	A
4/12/11	L, 6-17	H
3/21/12	L, 8-12	H
3/6/13	W, 7-6	H
3/6/13	W, 7-6	H
4/3/13	W, 3-1	A
4/1/14	L, 2-5	A
4/29/14	L, 5-6	H

WESTERN MICHIGAN

Overall: 2-0
H: 0-0 | A: 0-0 | N: 2-0

3/01/97	W, 18-6	N
3/06/99	W, 4-2	N

WICHITA STATE

Overall: 0-3
H: 0-1 | A: 0-1 | N: 0-1

3/16/91	L, 1-13	A
3/17/91	L, 3-16	H
6/04/05 ♦	L, 1-5	N

WILLIAM JEWELL

Overall: 0-1
H: 0-1 | A: 0-0 | N: 0-0

3/11/84	L, 7-10	H

WISCONSIN-EAU CLAIRE

Overall: 5-1
H: 5-1 | A: 0-0 | N: 0-0

3/22/76	W, 8-1	H
3/22/76	W, 11-2	H
3/25/76	W, 5-1	H
3/25/76	W, 27-5	H
4/07/77	L, 0-8	H
4/07/77	W, 4-2	H

WISCONSIN-LACROSSE

Overall: 7-4
H: 7-4 | A: 0-0 | N: 0-0

4/07/71	W, 6-5	H
4/07/71	W, 2-1	H
3/29/72	L, 1-2	H
3/29/72	W, 2-1	H
4/17/73	W, 11-3	H
4/17/73	L, 3-7	H
4/09/74	L, 3-6	H
4/10/74	W, 9-3	H
4/10/74	W, 8-7	H
4/01/75	L, 3-4	H
4/01/75	W, 11-2	H

WISCONSIN-PARKSIDE

Overall: 2-0
H: 2-0 | A: 0-0 | N: 0-0

3/31/76	W, 4-0	H
3/31/76	W, 8-5	H

WISCONSIN-PLATTEVILLE

Overall: 2-0
H: 2-0 | A: 0-0 | N: 0-0

4/08/71	W, 2-0	H
4/08/71	W, 8-7	H

WISCONSIN-STEVENS POINT

Overall: 2-1
H: 2-1 | A: 0-0 | N: 0-0

3/17/03	L, 8-11	H
3/18/03	W, 11-9	H
3/22/04	W, 7-1	H

WISCONSIN-WHITEWATER

Overall: 5-1
H: 5-1 | A: 0-0 | N: 0-0

4/03/75	W, 7-1	H
4/03/75	W, 3-0	H
4/04/75	W, 12-2	H
4/04/75	W, 9-3	H
3/29/78	L, 5-7	H
3/29/78	W, 4-0	H

WITTENBERG

Overall: 1-1
H: 1-1 | A: 0-0 | N: 0-0

4/16/62	L, 1-8	H
4/04/66	W, 8-7	H

WOFFORD

Overall: 0-2
H: 0-0 | A: 0-2 | N: 0-0

3/14/83	L, 2-8	A
3/14/83	L, 11-13	A

WOOSTER

Overall: 4-0
H: 4-0 | A: 0-0 | N: 0-0

3/27/70	W, 2-0	H
3/27/70	W, 1-0	H
3/28/70	W, 2-0	H
3/28/70	W, 2-1	H

WRIGHT STATE

Overall: 11-10-1
H: 5-8 | A: 2-1 | N: 4-1-1

5/02/76	W, 12-2	N
3/22/78	W, 5-2	N
3/21/79	W, 10-1	N
3/19/85	W, 12-8	N
3/19/85	L, 5-7	N
3/20/85	T, 2-2	N
4/21/90	W, 7-4	H
4/22/90	L, 6-8	H
4/22/90	L, 5-6	H
4/06/91	W, 5-0	A
4/06/91	W, 5-4	A
4/07/91	L, 0-3	A
2/26/94	L, 1-4	H
2/26/94	L, 1-6	H
2/27/94	W, 7-1	H
2/25/95	L, 2-9	H
2/25/95	L, 2-8	H
2/26/95	W, 13-4	H
2/28/04	W, 8-3	H
2/28/04	L, 1-9	H
2/29/04	W, 9-8	H
3/13/05	L, 5-13	N

XAVIER (OHIO)

Overall: 24-12
H: 19-8 | A: 3-3 | N: 2-1

2/23/91	L, 1-3	H
2/23/91	L, 1-4	H
2/24/91	W, 11-3	H
2/22/92	W, 15-2	H
2/22/92	W, 5-4	H
2/20/93	L, 1-5	H
2/20/93	W, 2-1	H
2/21/93	W, 5-0	H
3/07/95	L, 10-16	N
4/12/95	W, 11-5	A
3/08/96	W, 6-1	N
2/22/97	W, 5-1	H
2/22/97	W, 9-4	H
2/23/97	W, 17-13	H
3/03/97	W, 8-1	N
2/21/98	L, 1-3	H
2/21/98	W, 14-7	H
2/22/98	L, 5-7	H
3/17/98	L, 8-11	A
2/20/99	L, 3-6	H
2/20/99	W, 7-2	H
2/21/99	W, 6-5	H
3/23/99	L, 4-6	A
2/19/00	W, 14-2	H
2/19/00	W, 9-3	H
2/20/00	L, 3-7	H
3/21/00	L, 5-7	A
2/17/01	W, 5-3	H
2/18/01	W, 2-1	H
2/18/01	W, 4-3	H
3/14/01	W, 8-4	A
2/23/02	W, 4-3	H
2/23/02	W, 14-7	H
2/24/02	W, 14-1	H
3/12/02	W, 18-4	A
3/07/03	L, 1-5	H

YALE

Overall: 3-0
H: 3-0 | A: 0-0 | N: 0-0

3/12/98	W, 5-4	H
3/10/00	W, 7-3	H
3/12/00	W, 9-8	H

YOUNGSTOWN STATE

Overall: 5-1
H: 5-1 | A: 0-0 | N: 0-0

3/21/04	W, 2-1	H
3/21/04	W, 1-0	H
3/11/06	W, 11-9	H
3/11/06	L, 4-6	H
3/12/06	W, 11-2	H
3/2/12	W, 8-2	H

KEY: • - OVC Contest
■ - OVC Tournament Contest
◊ - NCAA Tournament Play-In
♦ - NCAA Tournament Contest
Number in brackets following results indicates extra-inning contest

ALL-TIME ROSTER

The following list is the Governors all-time roster, beginning with the 1961 season. A student-athlete must have played in one game during a season to be listed. Corrections and additions are welcome and should be addressed to the Austin Peay Sports Information Office.

• A •

Chuck Abbott	1994-96
Gerald Albright	1993-94
Billy Aldridge	1998-99
Kenny Alfonso	1987-88
Joe Allen	1962, 64
Bobby Allen	1985
Justin Altmann	1997
Gary Anders	1972-75
Robert Anderson	1998-99
Lucas Anderson	2009-12
Jeff Apanowicz	1972-75
Steve Apple	1997-98
John Arancio	1989-90
Matt Arminio	1980-81
Dave Armstrong	1975
Jack Atkins	1963-64
Bob Atkins	1961
Arvel Atkins	1961
Austin Atwell	2012
Steve Austin	1977

• B •

Greg Bachman	2008-12
Richard Bagatini	1968
Daniel Baggett	2007-10
Scott Baker	1979-80
Rupert Baker	1961-63
Gene Baker	1978-81
Gary Baker	1975-78
Bo Baker	2004-05
Mike Barbee	1976
Jeff Beam	1994-95
Eddie Beam	1975-76
Shane Beasley	1995-99
Martin Becker	1986
Robbie Beckman	1985-86
Travis Beech	2002-03
Larry Beets	1970-73
Alex Belew	2011-14
Johnny Bell	1998
Ryan Bennett	1993-96
Jim Bennett	1963
Gary Bennett	1979-80
Brian Bernatowicz	2009
Buddy Berry	1973
Jim Beshears	1961-62
Bryan Beshears	1976
Ron Bethke	2003-04
Melvin Biankowski	1986-89
Ronnie Bibb	1961-62
Danny Black	1968-69
D.W. Blakeman	1997-01
Michael Blanchard	2009-12
Matt Bloch	1990-92
Mason Boisseau	2004
Al Bolden	1992-95
Tom Borgman	1972
Mark Allen Bounds	2011-12
Bill Boyd	1985-86
Dean Boyer	1970-71
Brock Boyher	2012
Andrew Bradley	2007
Don Bradshaw	1978-79
John Bratcher	1967
Cayce Bredlau	2014
Eric Brewer	1978-81
John Briggeman	1961-63
Joe Briley	1975-78
Jake Brisbin	2007-09
Jeff Brisby	1989-90
David Brock	1981-82
Jeff Brooks	2008
Adam Browett	2009-10
Phil Brown	1955-57
Matt Brown	2005-06
Kent Brown	1996-97
Dave Brown	1964
Andy Bryant	1971-72
Shane Buchanan	1986-89
Mike Buckingham	1972
Jeff Buffaloe	1989
Tyler Bullock	2007
Eddie Bumpas	1973
Dennis Bunnell	1971-72
Kevin Burke	1987
Alfredo Burkeen	2002-04
Tim Burns	1970-71
Roy Bybee	1978
Scott Bynum	1983-84
Mickey Bynum	1984-85

• C •

Jeremy Cabbage	2005
Casey Callaway	2001-02
Terry Calvin	1986
Sam Cardwell	1967-69
Jared Carkuff	2013-14
Brett Carlson	2012-13
Adam Carrico	2004
Jim Carson	1973-74
Jesse Cash	1987-90
Walt Celusta	1961
Dallas Cheesman	1971-74
Don Cherry	1963-64, 66
Levi Cheshire	2007
Wayne Chesney	1963, 65
Tyler Childress	2011-12
Jack Cleary	2014
Andrew Clement	2006-09
Claude Clements	1962-63
Don Climer	1964-65
Jon Clinard	2009-12
Thomas Coates	1988-91
Brad Connell	1996
Ken Connelly	1961-63
Steve Cook	1992-93
Garrett Copeland	2014
Kevin Corey	2013-14
Buddy Corlew	1963-64
Steve Cornelison	1994-95
Jake Corum	2014
Ryan Cousar	2000
Andy Cox	2011-12
Jacob Crass	2004-07
Derek Crass	1971-72
Jason Crawford	1997
Darrel Crawford	1983-85
Brian Cross	1978-79
Terry Crow	1967, 69
Reggie Crume	2001
Chad Cunningham	2008



ALFREDO BURKEEN



BRAD DANIEL, 2005 OVC TOURNAMENT MVP

ALL-TIME ROSTER

• D •

Greg Dahl	1981
Clayton Dahl	1981-83
Brad Daniel	2003-06
Richard Daniels	1976
Jack Darke	1965-66
Chris David	1984
Todd Davidson	1985-86
Roger Davis	1961
Michael Davis	2013
Jim Davis	1970-73
Eric Davis	2010-11
Bill Decicco	1963-65
Fiore Decosty	1965-66
Keith Degraff	2000
Caleb Delee	2014
Terry Delgado	1982
Casey Delgado	2012-13
Jared Delong	2009-10
Pat Dennis	1974-77
Ron Digiuseppe	1963
Jimmy Dilliard	1971-72
Fred Dillion	1982
Mason Dillon	2011-14
Rob Dirks	1987-88
Mike Dixon	1965
Zak Doan	1996-97
Jeremy Dobbs	2009-11
Matt Dodds	2003
David Donald	1982-83
Kevin Dorris	1978-80
Shane Dortch	1992-94
Pat Dorwin	1983
Doug Downey	1976-79
Darrin Dubois	2000
Buddy Dubois	1999-00
Derrick Dunbar	1998-02
Jeff Duncan	1974
Michael Dunn	2004-07
Cary Dunn	1986-88
Kevin Durbin	1996-98
Rusty Dyer	1980-81

• E •

Kurt Eady	1989
Doug Eargle	1976-77
Chuck Edlin	2009-12
Nick Eggert	1995
Mike Eikenberry	1996
Rich Elias	1992, 94-96
Tommy Elliott	1963-65
Bobo Elliott	1971-72
A.J. Ellis	2000-03
Chris Ender	1987-88
Reed Eplet	1976
Scott Erby	1985-86
Bill Estep	1966-67
Nick Everett	1979
John Extine	1984-85

• F •

Robbie Fant	1977
Ron Farmer	1970-71
Tyler Farrar	2007-08
Mart Fendley	1975-77
Micquan Ferguson	2000
Kip Ferguson	1988-89
Ronnie Ferrell	1974
Fred Fielder	1961
Jason Fincher	1995-96
Haskell Fink	2009-11
Billy Fireline	1972
Haven Fitzsimmonds	2009
Jimmie Fleetwood	1979
Carl Foucht	1970
Tim Fox	1988-90
Jon Frazier	1986-89
Blake Frazier	2009-11
Nic Frederick	2003-04
Fred Frederick	1987
Keith Freeman	1987
Brandon Freeman	1999
Michael Frey	1996-99
Ben Fuller	1998-02

• G •

Willie Gabay	2010
Robert Gaines	1962
Griffin Ganick	2014
Jamie Ganz	2005-06
Maxie Garrett	1974-75
A.J. Gaura	2013-14
Rolando Gautier	2011-14
Bill Gay	1979
Dave Genz	1989-90
Zach Gerler	2009-10
J.B. Gilbert	2007-08
Ryan Gilboy	2006-08
Chris Gili	2011
Keith Gilliam	1979-82
Gary Gilliam	1973
Johnny Gilson	1962
Dre Gleason	2014
Ken Goble	1979
Cody Goins	2002-04
Paul Gossett	1985-86
Logan Gray	2014
Jesse Gray	1982
John Greenway	1982
Jeff Greenwood	1987-88
Dwight Gregory	1964-65
Jeff Groleski	1975
Cory Gunter	2005-06

• H •

Brett Haake	1999
Tommy Hager	2013-14
Russ Hale	1968-69
Zach Hall	2013-14
Chase Hamilton	2014
Jay Hampton	1993-94
Jordan Hankins	2011-13
Jimmy Hardie	1968-70
Rowdy Hardy	2004-06
Jordan Harmon	2014
Ryne Harper	2008-11
Reed Harper	2010-13
Ralph Harper	1978-81
Sonny Harris	1980-81
Smith Harris	1985-87
Melvin Harris	1978
Lew Harrison	1983-86
Eddie Harrison	1966-69
Donnie Harrison	1971-72
Dwight Haskins	1968-71
Ken Hatfield	1988-91
Nick Hathcoat	2010
Jeff Hawn	1981-82
Troy Hayes	1992-93
Holly Heaberlin	1967

SHAWN KELLEY, 2007 OVC PITCHER OF THE YEAR



CHRIS POYNTER

ALL-TIME ROSTER

Kelly Healey	1991-93
Mike Hebert	2011-12
Daryl Heimbold	1975-77
Aaron Hempel	1998-99
Mark Hendrick	2014
Mike Hendricks	1969-72
Stacey Higgins	1980-83
Roger Hill	1970
Rafael Hill	2004-08
Todd Hinterser	1990-91
John Hogan	2010-11
Will Hogue	2005-08
Terry Holder	1968-69
Joby Homesley	1990-94
Bill Hoodenpyl	1986
Cody Hudson	2010-13
Brett Huebner	1997
Stephen Huff	2007-10
Luther Huff	1961
Jon Huffman	1996-98
Todd Hughes	1988
Jeff Hughes	2008
Josh Hunt	1998
Ranley Hunter	1972
Larry Hunter	1962-63
Jeff Hunter	1982
Brooks Hunton	2008-09
Bill Hunton	1970
Chris Hyde	2002-05

• I •

Alvin Ingle	1981
Ed Inman	1968-71

• J •

Paul Jacoway	1986-87
Jim Janacone	1977-79
Hill Jared	1999-00
Billy Jewell	1963-64
Michael Johnson	2001-02
Kenny Johnson	1971-72
Chris Johnson	1984-85
George Jones	1973
Bob Jones	1968-69
LeBon Joye	1980-81
Joe Ed Joyner	1985

• K •

Ryan Kane	2005-06
Dave Kautz	1975-78
Shawn Kelley	2003-07
Kacy Kemmer	2012-14
Jeff Kemp	1986
Josh Kemph	2007-08
Tony Kestranek	1989-90
Chris Key	2002-04
Mike King	2001-02
Scott Kluesner	2001
Randy Knerr	1977-79
Jim Knox	1971-72
Matt Kole	2007-10
Bill Kooiman	1989-90
Brian Krolikowski	2013
Steve Kuhlman	1984-85
Frank Kunich	2000-02

• L •

Danny Labianca	1995
Tony Lamb	1978-81
Paul Lamm	2001-02
Joe Lancaster	1997-00
Jake Lane	2006-07
Shane Lantigua	2014
Brian Law	1991-94
Jason Lazaris	1999-02
Matt Ledbetter	2002-06
Zane Leffew	2011-12
Bill Lemons	1966-67
Chris Lewellyn	2009-10
Kelly Lewis	1988
Hunter Lindley	2013-14
Bryan Link	1990-93
Vic Lombardo	1967
Glen Longhurst	1994-97
Brendan Loughrey	2000-01
Jeff Lowe	1989-90
Trey Lucas	2007-10
Steve Luker	1982-83
Jake Lund	2003
Brett Luther	2003-06
Jeff Lykins	2005-08
Alvin Lynch	1990-91

• M •

Kevin Maguire	1988-89
Brock Maiser	1995-96
Dave Malone	1980
Nick Maneri	1978-80
Nate Manning	1993-96
Ryne Mantooth	2007-09
Jim Marable	1967-68
Matt Marsh	2010
Ricky Marshall	2009-10
Dan Martens	1989-90
Shayne Martin	2010-11
Lewis Martin	1953-56
John Martin	1965
Dennis Martin	1981-83
David Mason	1961-63
Seth Massey	1996-98
Craig Massoni	2013
Ronnie Masterson	1966
Tony Mathews	2001-02
Forrest Mathis	1961
Jeff Mault	2003-04
Keegan McCamment	2007-08
David McCarthy	1978
Orville McCollough	1989
– McCurdy	1980
Robert McCutcheon	1981-84
Randy Mcdermott	1991-92
Mike McGill	1977
Mark McGill	1986-87
Ron McKinney	1961
Matt Meadows	2012-14
Josh Meeker	2007-08
Gabe Mehringer	1969
Billy Merkel	1978-79
Jason Mikulecky	1991-94
Mart Miller	1969
Larry Miller	1983-86
Kevin Miller	1993
Johnny Miller	2000
Johnny Miller	1969-70
Dane Miller	2005-06
Dane Milleville	2005-06
Tim Minik	1990-91
Paul Mittura	1982-84
John Monebrake	1970
Chris Montjoy	1996-97



MATT REYNOLDS, 2007 OVC TOURNAMENT MVP



CRAIG SMITH, 1996 OVC PITCHER OF THE YEAR

ALL-TIME ROSTER

Rusty Moore	2000-01
Patrick Moore	1984
Joey Moore	1976-77
Derrill Moore	1987
Tom Morgan	1953, 56-58
Chase Morris	2013
Lance Morrison	1976
Billy Mortimore	1995-98
Trey Mosgovoy	1995
Tony Mueller	1989
Brandon Munsey	2006
Neil Murphy	1990-93
Chris Murray	1986-87
Henry Murrey	1962
Adam Muston	2001-04

• N •

Frank Nappi	1962
Jeff Newman	1979
Steve Nickell	1984
Pug Nolan	1969
John Nolan	1971-72
L.C. Nolen	1966
Dwight Norris	1972-73
Dwight Norris	1964
Derek Nowicki	1990

• O •

Tony O'Donnell	2000-01
Ronnie Osborn	1963
Quentin Osborne	1965
Pat O'Sullivan	1999
Corky Owen	1984-85

• P •

Vance Page	1986-87
Mort Paisley	1963-66
J.J. Palko	1971-72
Rodney Parker	1991
Jaye Parker	1983-84
Mike Parson	2006
Brian Pear	1992
Marcus Pearson	2001-05
Chip Pearson	1967-70
Joseph Peer	2000-02
Shane Pemberton	1988-89
Jose Pena	1985-86
Jake Peterson	2004-05
Eddie Peterson	1986
Denny Petty	1987
Stephen Pew	1999-02
Ikie Phillips	1997-98
Anthony Plunk	1987
Jarrett Plunkett	2012
Chris Polk	1989-90
Richard Powell	1968
Caleb Powell	2014
Bruce Powell	1971-72
Chris Poynter	2001-05
Ricky P'Pool	1986-87
Jeff Price	1972-73
Jason Price	1992
Levi Primasing	2014
Mike Procter	1962
Jeremy Proctor	2001-02
John Prozny	1964
Dave Pufahl	1974
Wesley Purcell	2013-14
Josh Purcell	2008-10

• Q •

Scott Quade	1990-93
Ryan Quick	2012-14

• R •

B Ragland	1982
Mike Ramsey	1970-73
Hunter Ranley	1973
James Ray	2003-06
Dylan Ray	2009-11
Danny Reece	1976-77
Chipper Reed	1983-84
Billy Reed	1994
Chucky Reeves	1982
Denny Reft	1965
Doug Resha	1969-70
Matt Reynolds	2006-07
Jason Rice	1994-95
Greg Richards	1980-81
Rick Richardson	1977-79
David Richardson	1991-94
Bob Rickert	1972-75
Lee Ridenhour	2013
Mike Riffey	1979
John Rinehart	1961
Dylan Riner	2011-13
Steve Roberson	1984-85
Alex Robles	2014
Russell Rocheford	1990
Rick Rodriguez	1988-89
Stan Roesner	1987-88
Tyler Rogers	2012-13
Rodney Rogers	1962-64, 66
Don Rogers	1966
Klint Rommel	1998-02
Willard Ross	1963-66
Dale Ross	1970
Randy Roth	1983
Kris Runk	1993-96
Shelby Rye	1967-70

• S •

Scott Samuels	1992-93
John Sarver	1976-77
Doug Savage	1973-74
Jess Sayre	1999
Dave Schellin	1973
Kyle Schlatter	2013
Pete Schmittou	1962-63
Ewing Schmittou	1964
Tom Schoettle	1976-77
Mike Schrecker	1967-69
Jacob Schroeder	2003-06
Danny Schunk	1981
Justin Scott	2002
Chris Shelton	1997-00
George Sherrill	1998-99
Mike Shockley	1993-96
James Shoemaker	1962
Jackie Sholar	1981
Dave Simonton	1972-75
Ronnie Simpson	1968, 70
Wes Sims	1991-93
Stacy Sims	1984-85
Kevin Sipe	1970-73
Aaron Sledd	1997-98
Rudy Sleigh	1963-64, 66-67
Phillip Sleigh	1966-69
Dave Sloan	1995-98



TYLER ROGERS, 2013 OVC PITCHER OF THE YEAR

GEORGE SHERRILL

ALL-TIME ROSTER

Dave Small	1964-67
Tommy Smith	2003-06
Sam Smith	1983
Ridge Smith	2014
Matt Smith	2006-07
Kevin Smith	1991-94
Jeff Smith	2010
Hunter Smith	2011
Dwight Smith	1967-70
Dustin Smith	1999-03
Craig Smith	1996-97
Bobby Smith	1981
Greg Smock	1991
Mike Snapp	1972-73
Ed Sneed	1966
Kelly Snively	1980
Jack Snodgrass	2009, 11
Charlie Sorey	1971-74
Scott Speer	1990-94
Joel Spencer	1999-00
Tracy Spurlock	1984
Allan Stalnaker	1975-76
Doug Stamper	1962, 64
Wendell Stamps	1977-78
Mickey Stanaland	1974
Scott Standefer	1995-97
Jerry Steadman	1974-75
Nathan Stecker	1997-00
Scott Steinbrecher	2003-04
Carter Stephen	2001
Keith Stephenson	1990
Jim Stewart	1958-61
Andy Stewart	1985-87
Jason Stoermer	2007-08
Bob Story	1965
Rod Streeter	1992-93
Rick Strickland	1988-89
Steve Summer	1971-73, 75

• T •

Wayne Talley	1964
Spencer Taltavull	1969
Bryant Tansil	1993
Bill Tarajack	1998-99
Gunnar Tatom	2000
Mel Taylor	1976
Matt Taylor	2003
Jeff Taylor	1992-95
Chris Taylor	1987-88, 90-91
Andy Teague	1987
Daniel Tenholder	2007-09
Patrick Tharpe	1986
Michael O. Tharpe	1982-85
Michael L. Tharpe	1982
Marc Thomas	1988-91
Devin Thomas	2003-05
Tony Thompson	1978
Kerry Todd	1978
Zach Toney	2011-12
Lynn Toombs	1965, 67
Julio Torrente	1988
P.J. Torres	2011-14
Dan Torresin	1995-96
David Trent	1986-88
Greg Troy	1997-00
Greg Tubbs	1981-82, 84
Mark Turken	1995-98
Greg Turner	2000
Mitchell Turriglio	2003

• U •

Scott Uebelhor	2010
Daryl Ullery	1974
Cliff Undereiner	1973
Britte Underwood	2011-14
Zack Upton	2008-09

• V •

Mel Van Hooser	1964, 66
Larry Vera	2002
David Vicini	2006-10
Terry Vinyard	1975-76
Chris Vinyard	1977-80
Robby Visitacion	1969-72

• W •

Jimmy Waggoner	1988-89
Troy Waldrop	1987
Jared Walker	2001-02, 04-05
Jamie Walker	1990-92
Michael Wallin	1992-93
Eddie Walls	1984
Tommy Walsh	1983-84
Jerry Walsh	1971-72
Jake Walters	2013
Zach Walton	2014
Lance Wampler	1997-00
Rich Ward	1987-88
Larry Ward	1971-72
Tim Watson	2008
Joey Watts	1966-68
Joey Watts	1972
Kelly Weatehrs	1990-94
Pat Webb	1961
Gene Webb	1971-72
Mike Weel	1999-02
Brad Weir	1992
Pat West	1973-76
Mike Whaley	1973-75
Mike Wheeler	1965
Venn White	1983-84
Tommy White	1982
Kerry Whitehouse	1984-85
Don Whitson	2013
Bill Wilhoite	1965-68
Monte Williams	1985-86
Ben Wilshire	2006-07
Jeremy Wilson	2002
Jackie Winders	1961-63
Karl Wirtz	1973-76
Bob Wolcott	1978-80
Matthew Wolfsmith	1997
Matt Wollenzin	2011-14
Kenny Wood	1980
Reggie Woods	1988-89
Dwight Work	1964-65
Grad Wright	1990
David Wright	1977-78
Frank Wyatt	1974-75
Pete Wynne	1987

• Y •

Bill York	1974
Roger Young	1974-75
Mike Young	1979
Cody Youngblood	2005-06

• Z •

Shawn Zabriskie	2011-12
Ted Zikeli	1976-78
Benji Zimmerman	1994-97
Tom Zmudosky	1979



MIKE WEEL, 2000 OVC PITCHER OF THE YEAR

THE OHIO VALLEY CONFERENCE



THE OHIO VALLEY CONFERENCE

Now in its 67th year, the Ohio Valley Conference continues to build on the success that has made it the nation's eighth-oldest NCAA Division I conference. In May 2011 the Conference expanded for the second time in four years, adding Belmont University which begins competition in the 2012-13 academic year. The addition of Belmont gives the OVC 12 members, the most the league has had at one time in its illustrious history. The move added a second team in the city of Nashville and was the first addition to the league since Southern Illinois University Edwardsville joined in 2008.

The 2009-10 school year saw a change in leadership as Beth DeBauche was named the seventh full-time commissioner in league history on July 28. She is currently one of just five females to be the head of a Division I conference, and one of just eight to lead a Division I conference all-time. The last three commissioners of the OVC have moved onto jobs as the commissioner of the Big Ten, Big 12 and the Mid-American Conferences.

The OVC's proud past dates back to 1948, but seeds for the new league were actually planted in 1941. It was then that Roy Stewart, the athletics director at Murray State, Charles (Turkey) Hughes, the athletics director at Eastern Kentucky, and Kelly Thompson, the public relations director at Western Kentucky, first broached the idea of forming a new conference. Discussions were put on hold by World War II, but reemerged Feb. 27-28, 1948 at the Kentucky Hotel in Louisville as the three original institutions combined with Morehead State, Louisville and Evansville to form the OVC.

Now in its seventh decade of competition, the OVC has grown significantly from its humble beginnings while increasing the number of athletics opportunities it provides for students. Current league representatives include charter members Eastern Kentucky, Morehead State and Murray State, along with Austin Peay, Eastern Illinois, Jacksonville State, Southeast Missouri, SIU Edwardsville, Tennessee State, Tennessee Tech and the UT Martin.

The league's baseball presence has continued to evolve since its inception. The OVC baseball tournament moved to a neutral site for the first time in 2001 with Paducah, Ky. and Brooks Stadium hosting the tournament in front of raucous crowds. The success of the tournament led to Jackson, Tenn. and The Ballpark at Jackson (the home of the Seattle Mariner's Class AA affiliate) – hosting the event for the first time in 2010.

The OVC also has made a statement in the NCAA Baseball Championship in recent years, with its teams involved in several memorable contests in the last decade. Tennessee Tech surprised Wake Forest in the opening round of the 2001 tournament and Southeast Missouri stunned host Alabama in the opening round of the 2002 championship. Five years later, Austin Peay captured the collegiate baseball world's attention by taking Vanderbilt, the 2007 No. 1 overall seed, to extra innings. Eastern Illinois pushed host Nebraska to the limit in 2008 followed by Tennessee Tech's memorable contest against host Clemson in 2009.

After not making the OVC Tournament field in either 2009 or 2010, Austin Peay, who was picked to finish seventh in the 2011 preseason poll, won the regular season and tournament championships to garner its fourth NCAA Tournament appearance. In the first game of NCAA Regional play the Govs knocked off host and No. 1 seed Georgia Tech 2-1.

OHIO VALLEY CONFERENCE STAFF

Beth DeBauche
Commissioner

Brad Walker
Assistant Commissioner
for Operations

Scott Krapf
Assistant Commissioner
for Championships

Kyle Schwartz
Assistant Commissioner
for Media Relations

Brian Pulley
Assistant Commissioner
for External Affairs

Stephanie Castera
Assistant Commissioner
for Institutional Services

Heather Brown
Director of
Media Relations

Bryce Robinson
Compliance and
Digital Media

Jon Kuka
OVC/IMG
Sports Marketing

THE OHIO VALLEY CONFERENCE

In 2012 Austin Peay completed a "repeat squared" (back-to-back regular season and tournament championships) for the first-time in OVC history. The Govs would go on to top Indiana State and Cal State Fullerton at the Eugene Regional, before falling to host Oregon in the regional final. In marked the first time since the 2000 season (Middle Tennessee) that an OVC team had won multiple NCAA Tournaments games in the same season.

Austin Peay completed a "3-Peayt" by winning its third-straight OVC Tournament crown in 2013. Along the way the Govs garnered the first nationally-ranking by an OVC team since 2009 (climbing to as high as 21st nationally) and tied the OVC single-season record with 47 victories. The Govs earned the No. 2 seed in the NCAA Bloomington Regional, becoming the first OVC team in the current regional format (since 1999) to earn anything other than a No. 4 seed. The squad topped Florida and Valparaiso to advance to the regional final for the second-straight season before losing to host Indiana. Govs senior closer Tyler Rogers was a big part of his team's success during the year, setting the NCAA single-season record for saves (23 – a mark that was later eclipsed during the College World Series).

After the 2014 baseball season OVC teams have won at least one game in the NCAA regional round in five of the last eight years.

For the third-straight year 12 OVC players were selected in the 2014 Major League Baseball First-Year Player Draft. Of those 12 selections five came in the first 10 rounds, setting a new record for most OVC players picked in the first 10 rounds (eclipsing the old mark of three set several times). The 12 selections were once again just one off the record of 13 selections in 2010; overall the OVC has had 58 players selected over the past five years (2010-14).

A first in the OVC occurred in 2008, when the league had a first round draft pick in both the NFL (Tennessee State's Dominique Rodgers-Cromartie) and Major League Baseball (Eastern Kentucky's Christian Friedrich) Drafts in the same school year. A year later (2009) the league had a Major League Baseball First Round Compensation Round pick (Eastern Illinois' Tyler Kehrer who was No. 48 overall) and NBA Second Round pick (UT Martin's Lester Hudson) in the same season.The playing field is not the only place where OVC athletes are working hard. The league also recognizes excellence in the classroom. Six Scholar-Athlete Awards are presented yearly to male and female athletes, while others are commended for their academic success by being Medal of Honor recipients or earning a spot on the Commissioner's Honor Roll. Additionally, the league annually presents one institutional Academic Achievement Award, as well as separate team awards in each Conference-sponsored sport. Since the College Sports Information Directors of America (CoSIDA) Academic All-America program began, the Ohio Valley Conference has had 229 student-athletes honored with the award, including 50 over the last five years.

Through the early years of the league, administrators wrestled with fan behavior due to the close proximity of the Conference members and the intense rivalries which developed. Just as it did decades ago, the OVC took the leadership role on what has become a national issue. In 1995, the OVC implemented a first-of-its-kind "Sportsmanship Statement," a policy which promotes principles of fair play, ethical conduct and respect for one's opponent. The statement has become a model for others to follow across the nation, and has answered the challenge of the NCAA Presidents Commission to improve sportsmanship in collegiate athletics.

Additionally, the OVC annually presents the Steve Hamilton Sportsmanship Award, in honor of the former Morehead State student-athlete, coach and athletics director, to a junior or senior student-athlete with significant athletic contributions who best exemplifies the characteristics of sportsmanship and citizenship. Most recently, the Conference has also implemented the OVC Institutional and Team Sportsmanship Awards, which are presented to one institution and 18 sport-specific teams voted by their peers to have best exhibited the standards of sportsmanship and ethical conduct as outlined by the OVC and NCAA.

The vision of leadership demonstrated by the Founding Fathers in 1948 remains alive today as the Ohio Valley Conference prepares for the future. One example is in regard to the current trend in collegiate athletics administration for increased involvement of university presidents in setting policies and making rules. The presidents of OVC institutions, however, have always governed the Conference, long before presidential governance became a national theme.

The Ohio Valley Conference sponsors the following sports: baseball, basketball, cross country, football, golf, tennis and track for men, and basketball, cross country, golf, soccer, softball, tennis, track and volleyball for women. In addition, the OVC also sponsors the combined men's and women's sport of rifle.

Now in its seventh decade of competition, the Ohio Valley Conference has grown significantly from its humble beginnings while increasing the number of athletics opportunities it provides for students. Current league representatives include charter members Eastern Kentucky University, Morehead State University and Murray State University, along with Austin Peay State University, Belmont University, Eastern Illinois University, Jacksonville State University, Southeast Missouri State University, Southern Illinois University Edwardsville, Tennessee State University, Tennessee Technological University and the University of Tennessee at Martin. In addition Columbus State University serves as an affiliate member for the sport of rifle.

OVC MEMBERS

OHIO VALLEY CONFERENCE BASEBALL CHAMPIONSHIP

The Ohio Valley Conference Baseball Championship returns to Jackson, Tennessee for the sixth consecutive season, the five-day event returning to The Ballpark at Jackson. In August 2013, the OVC announced a three-year renewal to guarantee the championships will be held there through the 2016 season.

The 6,000-seat Ballpark at Jackson opened in 1998 and is the full-time home of the Jackson Generals, the Double-A affiliate of the Seattle Mariners. Built by the City of Jackson, the stadium is located east of downtown Jackson and is visible to fans and travelers from Interstate 40.

In addition to hosting Southern League baseball games, The Ballpark at Jackson was awarded the 1999 and 2011 Southern League All-Star Games. High school and college baseball games are also played there in the spring before the Jackson Generals season begins.

The 2015 season – the 66th OVC baseball campaign – will end with the 36th edition of the baseball championship tournament. The baseball championship has been decided by a postseason tournament since 1979 and moved to a neutral field in 2001, first in Paducah, Kentucky, before finding a home in Jackson.

OVC BASEBALL CHAMPIONSHIP BRACKET

WINNER'S BRACKET

DAY ONE
WEDNESDAY, MAY 20

- 4
- GAME 1
- 5
- 3
- GAME 2
- 6

DAY TWO
THURSDAY, MAY 21

- 1
- GAME 4
- 2
- GAME 5

DAY THREE
FRIDAY, MAY 22

- GAME 8
- Winner to Championship

ADVANCEMENT OF DAY ONE WINNERS: The top seed will face the worst seed among the advancing teams from day one.

CHAMPIONSHIP ROUND

CHAMPIONSHIP BRACKET EXPLANATION: Game 11 is necessary if the loser of Game 10 has one loss in the championship.

DAY FOUR
SATURDAY, MAY 23

- Winner's Bracket Winner
- GAME 10
- Second Chance Bracket Winner

DAY FIVE
SUNDAY, MAY 24

- GAME 11
- Winner to NCAA Tournament

SECOND CHANCE BRACKET

DAY TWO
WEDNESDAY, MAY 21

- Loser Game 1
- GAME 3
- Loser Game 2

DAY THREE
THURSDAY, MAY 22

- Loser Game 3/4
- GAME 6

DAY THREE
FRIDAY, MAY 22

- Loser Game 3/4
- GAME 7

DAY FOUR
SATURDAY, MAY 23

- Loser Game 7
- GAME 9
- Winner to Championship

EXCEPTION IN SECOND CHANCE BRACKET ON DAY THREE: If the loser either game four or five has played just one game it will play in game 6, regardless of seed.

AUSTIN PEAY

GOVERNORS

GOVERNORS
BASEBALL

GOVERNORS CHALLENGE
2/13 NIAGARA
2/14 SOUTH DAKOTA STATE
2/14 NORTHERN ILLINOIS
2/15 NORTHERN ILLINOIS

2/18 SOUTHERN ILLINOIS
2/20 AT SAMFORD
2/21 AT SAMFORD
2/22 AT SAMFORD
2/25 INDIANA STATE

GOVERNORS CLASSIC
2/27 NORTHERN KENTUCKY
2/28 DAYTON
2/28 WESTERN MICHIGAN
3/1 WESTERN MICHIGAN

3/4 AT WESTERN KENTUCKY
3/6 AT EASTERN ILLINOIS •
3/7 AT EASTERN ILLINOIS •
3/8 AT EASTERN ILLINOIS •
3/10 AT INDIANA STATE
3/13 JACKSONVILLE STATE •
3/14 JACKSONVILLE STATE •
3/15 JACKSONVILLE STATE •
3/17 AT TENNESSEE
3/20 AT MURRAY STATE •
3/21 AT MURRAY STATE •
3/22 AT MURRAY STATE •
3/25 AT SOUTHERN ILLINOIS
3/27 TENNESSEE TECH •
3/28 TENNESSEE TECH •
3/29 TENNESSEE TECH •
3/31 AT MIDDLE TENNESSEE
4/2 AT SOUTHEAST MISSOURI •
4/3 AT SOUTHEAST MISSOURI •
4/4 AT SOUTHEAST MISSOURI •
4/8 MIDDLE TENNESSEE
4/10 BELMONT •
4/11 BELMONT •
4/12 BELMONT •
4/14 MEMPHIS
4/17 AT EASTERN KENTUCKY •
4/18 AT EASTERN KENTUCKY •
4/19 AT EASTERN KENTUCKY •
4/21 LIPSCOMB
4/24 MOREHEAD STATE •
4/25 MOREHEAD STATE •
4/26 MOREHEAD STATE •
4/29 WESTERN KENTUCKY
5/1 AT UT MARTIN •
5/2 AT UT MARTIN •
5/3 AT UT MARTIN •
5/8 SIU EDWARDSVILLE •
5/9 SIU EDWARDSVILLE •
5/10 SIU EDWARDSVILLE •
5/12 AT LIPSCOMB
5/14 AT EVANSVILLE
5/15 AT EVANSVILLE
5/16 EVANSVILLE

2015

CULTURE OF EXCELLENCE
CLASSROOM • COMPETITION • COMMUNITY