

AUSTIN PEAY



2010 BASEBALL MEDIA GUIDE

2010 GOVERNORS BASEBALL YEARBOOK

Table of Contents/Media Information.....	1
Governors Baseball Rosters.....	2
Governors Schedules.....	3
Player Biographies.....	4-20
Lucas Anderson/Greg Bachman.....	4-5
Daniel Bagget/Alex Belew.....	6
Michael Blanchard/Adam Browett.....	7
Jon Clinard/Eric Davis/Jared Delong.....	8
Jeremy Dobbs/Chuck Edlin.....	9
Haskell Fink/Blake Frazier/Willie Gabay.....	10
Zach Gerler/Reed Harper.....	11
Ryne Harper.....	12
Nick Hathcoat/John Hogan/Cody Hudson.....	13
Stephen Huff.....	14
Matt Kole.....	15
Chris Lewellyen/Trey Lucas.....	16
Matt Marsh.....	17
Ricky Marshall/Shayne Martin/Josh Purcell.....	18
Dylan Ray/Jeff Smith.....	19
Jack Snodgrass/Scott Uebelhor/David Vicini.....	20-21
Coaches Biographies.....	22-25
Gary McClure.....	22-23
Jake Peterson.....	24
Joel Mangrum/Joel Pedretti/Team Managers.....	25
The Ohio Valley Conference.....	26-27
OVC Baseball History.....	26
OVC Baseball Championship.....	26
OVC Baseball-Playing Institutions.....	27
2009 Review.....	28-31
OVC Season In Review.....	28
Govs Final Statistics.....	29
Govs Schedule & Results.....	30
Conference-Only Statistics.....	31
Governors Records.....	32-41
Individual Single-Season Records.....	32-33
Individual Career Records.....	34-35
Pre-1970 Records.....	36
Annual Champions.....	37
Team Records.....	38
NCAA Championship Results.....	39-40
NCAA Championship Records.....	41
Governors History.....	42-57
All-Time Awards.....	42
Year-by-Year Records.....	43
Records vs. Opposition.....	44-45
Year-by-Year Results.....	46-55
Govs in the Pros.....	56-57



GOVS ON RADIO

WVRY 105.1 FM, is in its third season as the home of Governors athletics and is scheduled to broadcast all Ohio Valley Conference regular-season and tournament contests in 2010.

Games also can be heard on the internet through Austin Peay's official athletics Web site, www.LetsGoPeay.com.

Van Stokes, in his eighth season with the Govs Radio Network, will provide play-by-play.

BASEBALL MEDIA INFORMATION

AUSTIN PEAY SPORTS INFORMATION

The Austin Peay State University Sports Information Office at Austin Peay State University is ready to assist the media in any way possible. We will gladly fulfill all reasonable requests. Information is available by contacting the Sports Information Office at (931) 221-7561.

OBTAINING MEDIA CREDENTIALS

Seating in the main press box is very limited. To obtain media seating at Austin Peay home games, contact Cody Bush in the APSU Sports Information office via phone or e-mail at least one day in advance of the game. In the event seating inside the press box is not available, every effort will be made to provide adequate seating.

PARKING

Parking at Raymond C. Hand Park is first-come, first-served. It is recommended that media park in the lot across Drane Street from the facility (next to Lady Govs Softball field).

PHOTOGRAPHERS ACCESS

Photographers have access to the areas outside the wall down the baselines on both sides of the field, but not inside the field of play. Shots also may be taken from almost any position in the stands. As usual, photographers should be aware of their surroundings as baseballs can leave the field of play at a high rate of speed!

PRESS BOX SERVICES

The press box is available to working press. Phone lines and wireless internet access are available. Soft drinks will be available in the press box. Statistics will be available at the conclusion of the game. Please contact Cody Bush in the Sports Information Office for any specific needs.

INTERVIEW REQUESTS

Coaches and players will be available for interviews throughout the week, except on game days. Requests for interviews should be made through Cody Bush in the Sports Information Office at least 24 hours in advance. The best time to meet with the players on a one-on-one basis is prior practice. No player interviews will be given during practice. The best time to reach Coach McClure or an assistant is in the mornings after 9 a.m.

POSTGAME INTERVIEWS

Austin Peay players and coaches will meet with the media after the conclusion of the game on the field. After a 10-minute cooling-off period, Coach McClure and selected players will be available for interviews on the field. The locker room is closed to the media.

MEDIA SERVICES

Weekly press releases, which include individual and team statistics and information on upcoming games, will be available at the beginning of each game.

CREDITS

The 2010 Austin Peay baseball Yearbook was written and designed by Cody Bush, sports information coordinator, with editing assistance from Brad Kirtley, sports information director and Alaric Klinghard, Austin Peay sports information intern. Photos as credited throughout the yearbook.



GOVERNORS BASEBALL



POSITIONAL ROSTER

#	Name	Pos.	B/T	Ht.	Wt.	Yr.	Hometown/Previous School
INFIELDERS (10)							
1	Jon Clinard	SS/2B	S/R	5-11	172	So.	Cleveland, Tenn. (Bradley Central HS)
2	Chris Lewellyn	2B	R/R	5-10	165	Sr.	Danville, Ill. (Danville Area CC)
4	Nick Hathcoat	SS	R/R	5-11	168	Fr.	Pendleton, Ind. (Pendleton Heights HS)
5	Greg Bachman	3B	R/R	5-9	190	Jr.	Germantown, Tenn. (Houston HS)
9	Blake Frazier	2B	R/R	5-9	165	So.	Little Rock, Ark. (Trevecca)
20	Shayne Martin	SS/2B	L/R	6-1	185	Jr.	Mt. Juliet, Tenn. (Tennessee Martin)
24	Reed Harper	2B/SS	R/R	6-2	185	Fr.	Clarksville, Tenn. (Clarksville HS)
25	Matt Kole	UTL/LHP	L/L	6-2	180	Sr.	Franklin, Tenn. (Ravenwood HS)
30	John Hogan	1B/OF	L/L	5-11	225	Fr.	St. Louis, Mo. (St. John Vianney HS)
49	Scott Uebelhor	3B	R/R	5-9	165	Fr.	Franklin, Tenn. (Franklin Road Academy)
OUTFIELDERS (5)							
3	Jared DeLong	OF	L/R	5-8	149	Sr.	Evansville, Ind. (Wabash Valley CC)
6	Daniel Baggett	OF	R/R	6-3	210	Sr.	Clarksville, Tenn. (Montgomery Central HS)
16	Michael Blanchard	OF	R/R	6-0	170	So.	Memphis, Tenn. (Christian Brothers HS)
22	Cody Hudson	OF	S/R	5-10	180	Fr.	Germantown, Tenn. (Houston HS)
31	Adam Browett	OF	R/R	6-0	191	Sr.	Troy, Mo. (John A. Logan CC)
PITCHERS (14)							
7	Stephen Huff	LHP	L/L	6-0	200	Sr.	Nashville, Tenn. (Ezell-Harding HS)
8	Jeremy Dobbs	LHP	L/L	6-2	165	So.	Owensboro, Ky. (Davie County HS)
10	Zach Gerler	UTL	R/R	6-3	200	Sr.	St. Louis, Mo. (Lincoln Trail CC)
11	Dylan Ray	RHP	R/R	6-5	260	Jr.	Lebanon, Tenn. (Lipscomb)
13	Ricky Marshall	RHP	R/R	6-2	205	Sr.	Mansfield, Ohio (Lincoln Trail CC)
14	Chuck Edlin	RHP	R/R	5-11	165	So.	Clarksville, Tenn. (Clarksville Academy)
15	David Vicini	RHP	R/R	6-4	198	Sr.	Lexington, Ky. (Lexington Catholic HS)
26	Eric Davis	RHP	R/R	6-1	210	Jr.	Pontiac, Ill. (Rend Lake CC)
34	Matt Marsh	RHP	R/R	6-3	187	Fr.	Knoxville, Tenn. (Clinton HS)
36	Lucas Anderson	RHP	R/R	6-3	212	So.	Johnson City, Tenn. (Science Hill HS)
55	Ryne Harper	RHP	R/R	6-3	190	Jr.	Clarksville, Tenn. (Clarksville HS)
56	Willie Gabay	RHP	R/R	5-11	170	Fr.	Mahopac, N.Y. (Mahopac HS)
**	Alex Belew	LHP	L/L	6-1	180	Fr.	O'Fallon, Mo. (Fort Zumwalt West HS)
**	Jack Snodgrass	LHP	L/L	6-6	214	Sr.	Bowling Green, Ky. (Walters State CC)
CATCHERS (4)							
12	Josh Purcell	C	R/R	5-9	170	Sr.	Lawrenceburg, Tenn. (Walter State CC)
18	Trey Lucas	C/OF	R/R	6-0	210	Sr.	Knoxville, Tenn. (Halls HS)
33	Jeff Smith	C	R/R	6-0	180	Fr.	Valparaiso, Ind. (IMG Academy)
28	Haskell Fink	C/3B	R/R	6-1	201	Jr.	Clarksville, Tenn. (Jackson State CC)
COACHING STAFF							
23	Gary McClure	Head Coach					Austin Peay, 1987
32	Joel Mangrum	Assistant Coach					Mississippi College, 2005
21	Jake Peterson	Assistant Coach					Austin Peay, 2005
27	Joel Pedretti	Volunteer Assistant					Oklahoma, 2007

NUMERICAL ROSTER

#	Name, Position
1	Jon Clinard, SS/2B
2	Chris Lewellyn, 2B
3	Jared DeLong, OF
4	Nick Hathcoat, SS
5	Greg Bachman, 3B
6	Daniel Baggett, OF
7	Stephen Huff, LHP
8	Jeremy Dobbs, LHP
9	Blake Frazier, 2B
10	Zach Gerler, UTL
11	Dylan Ray, RHP
12	Josh Purcell, C
13	Ricky Marshall, RHP
14	Chuck Edlin, RHP
15	David Vicini, RHP
16	Michael Blanchard, OF
18	Trey Lucas, C/OF
20	Shayne Martin, SS/2B
21	Jake Peterson, Assistant Coach
22	Cody Hudson, OF
23	Gary McClure, Head Coach
24	Reed Harper, 2B/SS
25	Matt Kole, UTL/LHP
26	Eric Davis, RHP
27	Joel Pedretti, Volunteer Assistant
28	Haskell Fink, 3B/C
30	John Hogan, 1B/OF
31	Adam Browett, OF
32	Joel Mangrum, Assistant Coach
33	Jeff Smith, C
34	Matt Marsh, RHP
36	Lucas Anderson, RHP
49	Scott Uebelhor, 3B
55	Ryne Harper, RHP
56	Willie Gabay, RHP
**	Alex Belew, LHP
**	Jack Snodgrass, LHP

Note: ** - indicates player will not play in 2010.

GOVERNORS BASEBALL

2010 REGULAR-SEASON SCHEDULE

Day	Date	Opponent	Location	Time (CT)
FEBRUARY				
Riverview Inn Classic				
Fri.	19	Illinois State	Clarksville, Tenn.	3 p.m.
Sat.	20	Iowa vs. Illinois State	Clarksville, Tenn.	11 a.m.
Sat.	20	Iowa	Clarksville, Tenn.	3 p.m.
Sun.	21	Illinois State	Clarksville, Tenn.	Noon
Tues.	23	at Vanderbilt	Nashville, Tenn.	4 p.m.
Fri.	26	Northern Illinois	Clarksville, Tenn.	4 p.m.
Sat.	27	Northern Illinois	Clarksville, Tenn.	1 p.m.
Sun.	28	Northern Illinois	Clarksville, Tenn.	1 p.m.
MARCH				
Tues.	2	at Western Kentucky	Bowling Green, Ky.	3 p.m.
Riverview Inn Invitational				
Fri.	5	Dayton vs. SIU Edwardsville	Clarksville, Tenn.	11:30 a.m.
Fri.	5	Milwaukee	Clarksville, Tenn.	3 p.m.
Sat.	6	SIU Edwardsville vs. Milwaukee	Clarksville, Tenn.	10 a.m.
Sat.	6	SIU Edwardsville vs. Milwaukee	Clarksville, Tenn.	1 p.m.
Sat.	6	Dayton	Clarksville, Tenn.	3 p.m.
Sun.	7	Milwaukee vs. Dayton	Clarksville, Tenn.	11:30 a.m.
Sun.	7	SIU Edwardsville	Clarksville, Tenn.	3 p.m.
Tues.	9	at Mississippi	Oxford, Miss.	6 p.m.
Wed.	10	at Mississippi	Oxford, Miss.	6 p.m.
Fri.	12	at Charlotte	Charlotte, N.C.	3 p.m.
Sat.	13	at Charlotte	Charlotte, N.C.	1 p.m.
Tues.	16	Evansville	Clarksville, Tenn.	6 p.m.
Governors Challenge				
Fri.	19	Centenary vs. Georgia State	Clarksville, Tenn.	6:30 p.m.
Sat.	20	Georgia State	Clarksville, Tenn.	1 p.m.
Sat.	20	Georgia State vs. Centenary	Clarksville, Tenn.	4:30 p.m.
Sun.	21	Centenary (2)	Clarksville, Tenn.	Noon
Tues.	23	at Indiana State	Terre Haute, Ind.	3 p.m.
Wed.	24	Lipscomb	Clarksville, Tenn.	6 p.m.
Sat.	27	Murray State (2) •	Clarksville, Tenn.	1 p.m.
Sun.	28	Murray State •	Clarksville, Tenn.	1 p.m.
Tues.	30	Middle Tennessee	Clarksville, Tenn.	6 p.m.
APRIL				
Fri.	2	at Eastern Illinois (2) •	Charleston, Ill.	1 p.m.
Sat.	3	at Eastern Illinois •	Charleston, Ill.	1 p.m.
Tues.	6	at Memphis	Jackson, Tenn.	6:30 p.m.
Wed.	7	at Middle Tennessee	Murfreesboro, Tenn.	6 p.m.
Sat.	10	at Eastern Kentucky (2) •	Richmond, Ky.	Noon
Sun.	11	at Eastern Kentucky •	Richmond, Ky.	Noon
Tues.	13	Western Kentucky	Clarksville, Tenn.	6 p.m.
Sat.	17	Jacksonville State (2) •	Clarksville, Tenn.	1 p.m.
Sun.	18	Jacksonville State •	Clarksville, Tenn.	1 p.m.
Tues.	20	Belmont	Clarksville, Tenn.	6 p.m.
Sat.	24	SIU Edwardsville (2) •	Clarksville, Tenn.	1 p.m.
Sun.	25	SIU Edwardsville •	Clarksville, Tenn.	1 p.m.
Tue.	27	Vanderbilt	Clarksville, Tenn.	6 p.m.
Wed.	28	at Belmont	Nashville, Tenn.	5 p.m.
MAY				
Sat.	1	Morehead State (2) •	Clarksville, Tenn.	1 p.m.
Sun.	2	Morehead State •	Clarksville, Tenn.	1 p.m.
Sat.	8	at Tennessee Tech (2) •	Cookeville, Tenn.	1 p.m.
Sun.	9	at Tennessee Tech •	Cookeville, Tenn.	1 p.m.
Tues.	11	at Evansville	Evansville, Ind.	6 p.m.
Sat.	15	at Southeast Missouri (2) •	Cape Girardeau, Mo.	1 p.m.
Sun.	16	at Southeast Missouri •	Cape Girardeau, Mo.	1 p.m.
Tues.	18	at Lipscomb	Nashville, Tenn.	6 p.m.
Fri.	21	Tennessee Martin (2) •	Clarksville, Tenn.	4 p.m.
Sat.	22	Tennessee Martin •	Clarksville, Tenn.	1 p.m.

• - Ohio Valley Conference Contest

Home games in boldface and will be played at APSU's Raymond C. Hand Park.

2010 POSTSEASON TOURNAMENTS



May 26-30, 2010 • Pringles Park • Jackson, Tenn.

The Ohio Valley Conference Baseball Championship moves to Jackson, Tenn. beginning with the 2010 season. The six-team, double-elimination tournament will be held at Pringles Park, home of the West Tenn Diamond Jaxx, the AA affiliate of the Seattle Mariners.

Jackson, Tenn. is located 130 miles from Nashville and 77.2 miles from Memphis on Interstate 40.

Pringles Park opened in 1998 and has a seating capacity of 6,000. The venue hosted the 1999 Southern League All-Star Game and also will host that event in 2011. Pringles Park also has luxury suites, a video board and merchandise shop that will be used for the championship.

More information on the stadium and the Diamond Jaxx can be found at

westtenn.diamondjaxx.milb.com



The NCAA Division I Baseball Championship enters its 65th season and for the last 61 years it has ended at the College Baseball World Series at Rosenblatt Stadium in Omaha, Neb.

Over 900 games have been played at the venerable Rosenblatt Stadium and over six million fans have attended the College Baseball World Series.

For the 11th consecutive season, Division I's championship will begin at 16 four-team regional sites with the winners advancing to a Super Regional round where a best-of-three head-to-head series will send eight teams to Omaha.

64th Annual NCAA Division I Baseball Championship • June 4-30, 2010

4-7	Regionals	16 Regional Hosts TBA
11-14	Super Regionals	Eight Super Regional Hosts TBA
19-30	Men's College World Series	Rosenblatt Stadium • Omaha, Neb.

More information on the NCAA Division I Baseball Championship

www.NCAA.com



36

Lucas Anderson

Class: Sophomore • Height: 6-3 • Weight: 212
 Position: RHP • Bats/Throws: R/R
 Hometown: Johnson City, Tenn.
 Previous School: Science Hill HS



Career Honors

- 08-09 OVC Commissioner's Honor Roll
- President's List: S09
- Dean's List: F08, S09, F09
- AD's Honor Roll: F08, S09, F09

Career Recap: Austin Peay

As a freshman in 2009 – Anderson made 13 appearances, including one start, and compiled a 1-2 record and 7.78 ERA... season began inauspiciously as he surrendered eight runs (two earned) at Lamar, Feb. 21, and three earned runs against Indiana State, March 4, totaling

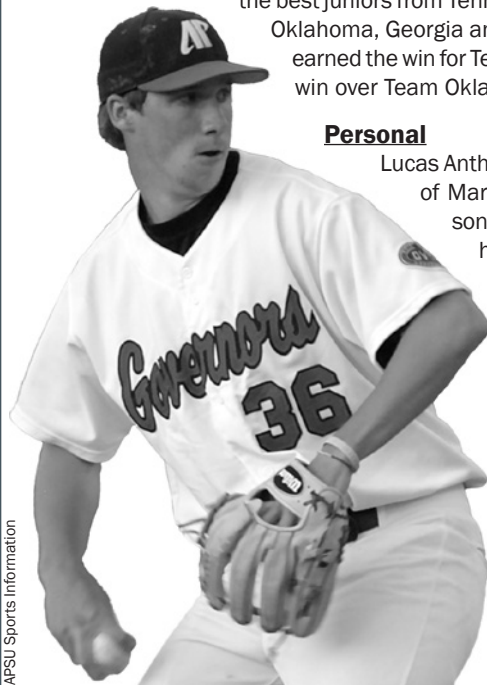
two innings pitched... rebounded with one earned run over next 4.1 innings over three appearances... was tagged for loss at Memphis, April 15, as he surrendered one run over 3.1 hitless innings but walked four and struck out four... bounced back 10 days later with season's only victory in 3.1 innings of scoreless relief at Southeast Missouri, April 25... was tapped for season's lone start in his next appearance at Western Kentucky, April 28, but did not fare well, allowing five earned runs on seven hits in two innings... saw action in Govs victories at Lipscomb, May 12, and at Murray State, May 15, surrendering runs in short outings both contests.

Career Recap: Science Hill HS

Played under head coach Ryan Edwards, a former Austin Peay pitching coach, was a pitcher and outfielder for the Hilltoppers... as a senior, posted a 12-4 records with a 2.35 ERA... helped lead the Hilltoppers to back-to-back Class AAA State Baseball Tournaments... selected to play in the 2007 Junior Sunbelt tournament which consists of the best juniors from Tennessee, Texas, Missouri, Oklahoma, Georgia and Mississippi where he earned the win for Team Tennessee in a 13-4 win over Team Oklahoma.

Personal

Lucas Anthony Anderson is the son of Margaret and Frank Anderson... born Sept. 10, 1989... has two brothers, Alex (24) and Sean (8)... undecided on major.



APSU Sports Information

Lucas Anderson's Career Statistics

Player	ERA	W-L	APP	GS	CG	SHO	SV	IP	H	R	ER	BB	SO	2B	3B	HR	AB	BAA	WP	HBP	BK	SFA	SHA
2009	7.78	1-2	13	1	0	0	0	19.2	31	27	17	12	11	4	1	2	113	.356	4	10	0	2	2

Career Bests | Innings: 3.1 vs. Southeast Mo. (4/25/09) | Strikeouts: 4 at Memphis (4/15/09) | all as a reliever

5

Greg Bachman

Class: Junior • Height: 5-8 • Weight: 185
 Position: 3B • Bats/Throws: R/R
 Hometown: Germantown, Tenn.
 Previous School: Houston HS



Career Honors

- 2008 OVC All-Freshman Team (IF)
- Dean's List: S08, F09
- AD's Honor Roll: S08, F09

Career Recap: Austin Peay

As a sophomore in 2009 – Bachman was second on the team (28th among OVC hitters) with a .342 batting average and led the team in both home runs (10) and RBI (44)... was one of only two players (Adam Browett the other) to play and start in all 52 games... batted .314 in OVC play with six home runs and 18 RBI...

began season at shortstop for second consecutive season but moved to third base 14 games into the season... led team with 22 multi-hit outings and 12 multi-RBI contests... after being held hitless in season's first three games he put together a nine-game hit streak, hitting .469 with two home runs and 12 RBI... had five three-hit outings, beginning with 3-for-3 performance at Tennessee, Feb. 24... season's second three-hit outing was a 3-for-4 performance against Milwaukee, March 13... later in season pieced together career-best 12-game hit streak, hitting .429 during streak with two home runs and 12 RBI... began streak with five consecutive multi-hit outings, including season's third three-hit performance with 3-for-4 contest against SIU Edwardsville, April 3, to begin streak... finished SIUE series with 2-for-6, four RBI effort... soon after streak ended he opened Southeast Missouri series, April 25, with 2-for-5, two home run, five RBI performance – the Govs only five RBI outing of the season... his home runs came in back-to-back innings with a three-run blast in the seventh followed by a two-run shot in the eighth... went 3-for-5 against Middle Tennessee, April 29... had another two-home run outing at Tennessee Martin, May 2, going 3-for-4 with two home runs and four RBI in second game of series his season's fifth three-hit outing... his first home run was a three-run shot in the first inning followed by solo home run in the fourth inning.

As a freshman in 2008 – Bachman was named to the OVC All-Freshman squad as an infielder... batted .269 with 32 RBI and a team best 12 sacrifice bunts... was one of three players (Will Hogue and Tyler Farrar the others) to see action in all 56 games... batted .247 in OVC play with 17 RBI... began season at shortstop and played 30 games before moving to third base beginning with Tennessee Tech series and played season's final 21 games at the hot corner... also played three games at second base... finished campaign with 17 multi-hit outings, including four three-hit affairs... had two separate three-game hitting streaks in which he had two hits in each game of the streak... after being held hitless in season-opener against Valparaiso, he went 3-for-5 with 2 RBI in second game of doubleheader... pieced together first three-game hit streak with two hits against Illinois State, March 2, and two hits in each game of March 5 doubleheader at East Tennessee... had season-best three RBI in second game at East Tennessee... season's lone home run came in Jacksonville State series finale, March 30, his only hit of the series... posted season's first three-hit outing in first game of Morehead State doubleheader, April 5, batting in two runs while walking once and being hit by a pitch twice... second three-game hit streak started with

two hits at Middle Tennessee, April 16, and included two-hit outings in both games of Tennessee Tech doubleheader, April 20... pieced together season-best four-game hit streak one week later with two hits at Evansville, April 23, and five hits in Southeast Missouri series, April 26-27, including three hits and two RBI in series finale... played well at 2009 OVC Tournament, with 3-for-4 effort against Southeast Missouri and 1-for-4, two RBI outing against Tennessee Tech.

Career Recap: Houston HS

Played under head coach Lane McCarter as a third baseman and short-stop... was a TWSA Class AAA All-State selection leading the Mustangs to 32-10 record... set school record in home runs (11) and RBI (57)... also led the team in slugging percentage (.813), runs (54), hits (59) and doubles (15)... also played corner and was a second-team all-region selection kicker for the Mustangs.

Personal

Gregory Steven Bachman is the son of Tom and Francie Bachman... born Nov. 23, 1988... has two older brothers: Ben (27) and Patrick (26)... majoring in business administration.

Greg Bachman's Career Statistics

YEAR	AVG	GP	GS	AB	R	H	2B	3B	HR	RBI	TB	SLG	BB	HBP	SO	GDP	OB%	SF	SH	SB	ATT	PO	A	E	FLD
2008	.269	56	56	197	32	53	12	0	1	32	68	.345	20	7	35	3	.349	5	12	4	6	55	97	23	.869
2009	.342	52	52	193	54	66	18	1	10	44	116	.601	25	7	41	5	.432	2	1	11	17	53	119	15	.920
TOTAL	.305	108	108	390	86	119	30	1	11	76	184	.472	45	14	76	8	.390	7	13	15	23	108	216	38	.895

Career Bests | Hits: 3 at Tenn. Martin (5/2/09) | Runs: 4 vs. SIU Edwardsville (4/4/09) | RBI: 5 vs. Southeast Mo. (4/25/09) | Hit Streak: 12 games (4/3/09 - 4/21/09)



APSU Sports Information

6

Daniel Baggett

Class: Senior • Height: 6-3 • Weight: 210
 Position: OF • Bats/Throws: R/R
 Hometown: Clarksville, Tenn.
 Previous School: Montgomery Central HS



Career Honors

- 08-09 OVC Commissioner's Honor Roll
- Dean's List: F06, S09
- AD's Honor Roll: F06, S09, F09

Career Recap: Austin Peay

As a junior in 2009 – Baggett batted .239 with five home runs and 20 RBI... played in 48 games but started just 28 contests, the majority in right field where he split time with Jared DeLong throughout the season... batted .242 in OVC action with five stolen bases... suffered hot and cold streaks throughout the

season... was 3-for-9 in season-opening series at Lamar despite coming off the bench in series' first two games... hit game-winning three-run home run at Tennessee, Feb. 24... had an interesting outing against Indiana State, March 4, with two RBI and only one official at-bat as he was walked once, hit by a pitch and recorded two sacrifice flies... went 2-for-3 with three RBI against Iowa, March 8... had a hit in three of four games against Milwaukee before suffering a six-game hitless streak... had a hit in just five of next 22 appearances, but had consecutive two-hit outings against Western Kentucky, April 14, and Memphis, April 15, during that stretch... ended drought with a four-game hit streak, April 28-May 2... closed season with three hits in final six at-bats against Murray State, going 2-for-3 with two RBI in season's penultimate game.

As a sophomore in 2008 – Baggett batted .288 with 14 RBI and record-

ed 13 walks in 80 plate appearances... batted .275 in OVC play with nine RBI in 31 games, including 19 starts – 14 in left field... became regular starter, April 13, and made 14 consecutive starts... had six consecutive hits to begin that stretch of starts, going 3-for-3 in series finale against Samford, April 13, and getting three straight hits against Belmont, April 15, before flying out in the sixth inning to stop the streak... had two



APSU Sports Information

doubles and two RBI in that contest at Belmont... those two contests also were part of a season-best four-game hit streak... notched first collegiate home run with grand slam against Tennessee Martin, May 3, his only hit of the contest... finished UTM series with 1-for-3, 2 RBI effort... made season's final start, May 16, in second game of Murray State series, going 2-for-4 with an RBI.

As a freshman in 2007 – Baggett played in 20 games, used primarily as a pinch hitter/pinch runner... recorded his season's first hit at Furman, March 17, a pinch-hit single to right field... slapped a pinch-hit RBI-double in the Gobs second game at Jacksonville State, March 24... finished the season 4-for-11 with one double and three RBI... came on in defensive role in Gobs rout of Memphis at Nashville Regional.

Career Recap: Montgomery Central HS

Under head coach Todd Dunn, his senior season he hit .456 with 10 doubles, eight home runs and eight stolen bases... he ranked among the top-20 in batting average, and top 10 in home runs... he was named to *The Leaf-Chronicle* All-Area baseball team three times... in his junior season he batted .500 with a .716 on-base percentage, a 1.105 slugging percentage, 12 home runs and 34 RBI... played in the TBCA 2005 Showcase and hit a home run to lead his team to victory.

Personal

Daniel Baggett is the son of Joel and Teresa Baggett... born Aug. 24, 1988... has an older brother, Josh (25)... majoring in public management.

RS

Alex Belew

Class: Freshman • Height: 6-1 • Weight: 180
 Position: LHP • Bats/Throws: L/L
 Hometown: O'Fallon, Mo.
 Previous School: Fort Zumwalt West HS



Career Honors

- AD's Honor Roll: F09

Career Recap: Austin Peay

As a freshman redshirt in 2010 – Belew will miss the 2010 season due to Tommy John surgery.

Career Recap: Fort Zumwalt West

Under head coach Mike Rimmer, compiled a 10-11 record and 5.46 ERA during prep career with 121 strikeouts in 115.1 innings pitched... as a senior, posted a 2-2 record and 3.71 ERA in seven appearances with 39 strikeouts in 28.1

innings... was 3-2 with 4.53 ERA in seven appearances as a junior with 37 strikeouts in 29.1 innings... during summer prior to senior season he posted a 15-1 record with a 1.38 ERA and 136 strikeouts in 95 innings with the St. Louis Pirates – a wood bat league squad coached by former Gobs outfielder Rick Strickland.

Personal

Alex Michael Belew is the son of Jill and Doug Belew... born August 23, 1990... has three siblings: Ross (22), Connor (14) and Allison (13)... undeclared major.

Daniel Baggett's Career Statistics

YEAR	AVG	GP	GS	AB	R	H	2B	3B	HR	RBI	TB	SLG	BB	HBP	SO	GDP	OB%	SF	SH	SB	ATT	PO	A	E	FLD
2007	.364	20	0	11	4	4	1	0	0	3	5	.455	0	1	2	0	.417	0	0	1	1	4	0	0	1.000
2008	.288	31	19	66	18	19	4	0	1	14	26	.394	13	0	15	1	.400	1	0	1	3	22	2	3	.889
2009	.239	48	28	109	16	26	4	1	5	20	47	.431	10	5	28	1	.325	2	2	6	8	54	1	0	1.000
TOTAL	.263	99	47	186	38	49	9	1	6	37	78	.419	23	6	45	2	.358	3	2	8	12	80	3	3	.965

Career Bests | Hits: 3 vs. Belmont (4/15/08) | Runs: 3 at Jacksonville St. (3/29/09) | RBI: 3 vs. Western Ky. (4/14/09) | Hit Streak: 4 games (4/28/09 - 5/2/09)

16

Michael Blanchard

Class: Sophomore • Height: 6-0 • Weight: 170
 Position: OF • Bats/Throws: R/R
 Hometown: Memphis, Tenn.
 Previous School: Christian Brothers HS



Career Honors

- AD's Honor Roll: S09

Career Recap: Austin Peay

As a freshman in 2009 – Blanchard batted .267 in 43 games, including 26 starts... split time in centerfield with Jared DeLong, each starting 26 games – Blanchard taking over the starting spot in the season's second half... batted .231 in OVC play, starting 13 of 19 contests... went 2-for-3 with double and two walks in season's first start against Indiana State, March 4... posted 2-for-4 performance at Mississippi, March 10, after coming off

bench and started the next day at Mississippi, going 1-for-4... did not start in centerfield again until March 22 against Eastern Kentucky, the first of seven consecutive starts... went 2-for-4 with lead-off home run and two RBI at Vanderbilt, March 24 ... after one-game break, started 14 consecutive games, April 7-28... began stretch by stealing four bases as part of 2-for-3 outing against Lipscomb, April 7... also recorded two hits in Tennessee Tech series opener, April 18... opened Southeast Missouri series, April 25, with season-best 3-for-4 performance.

Career Recap: Christian Brothers HS

Played under head coach Buster Kelso as a center fielder for the Purple Wave... finished his senior season with a .382 batting average with 40 walks and 32 stolen bases... was twice selected to the Tennessee Baseball Coaches Association Showcase team... selected to Memphis Commercial Appeal All-Metro team... also was a quarterback for the Purple Wave, completing 46-of-79 passes for 624 yards and nine touchdowns while also rushing 28 times for 283 yards and another six touchdowns as a senior... also ran track early in the spring, posting a time of 11.10 seconds – three-tenths of a second shy of the state record – in the 100-meter dash to win the April event at Christian Brothers.


Personal

Michael Ryan Blanchard is the son of Charles and Leigh Blanchard... born August 1, 1989... majoring in business administration.

31

Adam Browett

Class: Senior (TR) • Height: 6-0 • Weight: 191
 Position: OF • Bats/Throws: R/R
 Hometown: Troy, Mo.
 Previous School: John A. Logan CC



Career Honors

- AD's Honor Roll: S09, F09

Career Recap: Austin Peay

As a junior transfer in 2009 – Browett batted .303 with four home runs and 31 RBI... was one of two players (Greg Bachman the other) to play and start all 52 games, playing left field... batted .304 in OVC play with 14 RBI and team-high 13 runs scored... after quiet start to season – 3-for-22 in first seven games – broke out with 4-for-4, three-RBI performance against Indiana State that fell a home run shy of the cycle... was first game of

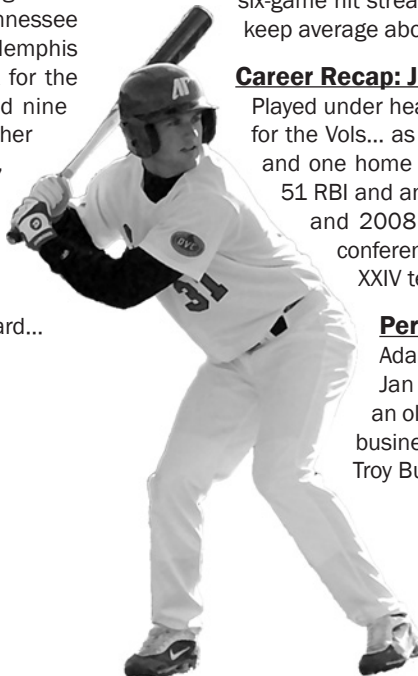
four-game hit streak during which he batted .588 (10-of-17) to raise average from .136 to .333... went 3-for-5 in Eastern Kentucky series opener, March 21, followed by 3-for-4 outing at Vanderbilt, March 24... hit season's first home run – an inside-the-park shot – at Jacksonville State, March 29... posted four consecutive multi-hit outings April 1-5 with three hits against Middle Tennessee, and two hits in each game of three-game series against SIU Edwardsville... hit three-run home run against Tennessee Tech, April 18... went 3-for-5 in Southeast Missouri series opener, April 25, and had a hit in each game of the three-game series... went 4-for-9 with four-RBI and two home runs in doubleheader against Tennessee Martin, May 2, beginning a season-best six-game hit streak... batted .375 during the hit streak to keep average above .300 in season's final weeks.

Career Recap: John A. Logan CC

Played under head coach Jerry Halstead as a left fielder for the Vols... as a sophomore, batted .341 with 27 RBI and one home run... as a freshman, batted .377 with 51 RBI and two home runs... named to the 2007 and 2008 Great Rivers Athletic Conference all-conference team... named to the 2008 All-Region XXIV team.

Personal

Adam William Browett is the son of Bill and Jan Browett... born August 26, 1987... has an older sister, Ashley Bell (26)... majoring in business management... played prep career at Troy Buchanan High School.



Michael Blanchard's Career Statistics

YEAR	AVG	GP	GS	AB	R	H	2B	3B	HR	RBI	TB	SLG	BB	HBP	SO	GDP	OB%	SF	SH	SB	ATT	PO	A	E	FLD
2009	.267	43	26	105	18	28	2	1	1	11	35	.333	12	0	31	1	.336	2	3	14	15	57	2	0	1.000

Career Bests | Hits: 3 vs. Southeast Mo. (4/25/09) | Runs: 2 vs. Lipscomb (4/7/09) | RBI: 2 at Vanderbilt (3/24/09) | Hit Streak: 3 games (4/14/09 - 4/18/09)

Adam Browett's Career Statistics

YEAR	AVG	GP	GS	AB	R	H	2B	3B	HR	RBI	TB	SLG	BB	HBP	SO	GDP	OB%	SF	SH	SB	ATT	PO	A	E	FLD
2009	.303	52	52	201	38	61	12	2	4	31	89	.443	21	0	22	3	.368	1	3	22	24	84	5	4	.957

Career Bests | Hits: 4 vs. Indiana State (3/4/09) | Runs: 3 vs. SIU Edwardsville (4/4/09) | RBI: 3 at Tenn. Martin (5/2/09) | Hit Streak: 6 games (5/2/09 - 5/15/09)

1

Jon Clinard

Class: Sophomore • **Height:** 5-11 • **Weight:** 172
Position: SS/2B • **Bats/Throws:** S/R
Hometown: Cleveland, Tenn.
Previous School: Bradley Central HS



Career Honors

- 2009 OVC All-Freshman (SS)
- AD's Honor Roll: F08, S09, F09

Career Recap: Austin Peay

As a freshman in 2009 – Clinard was named to the OVC All-Freshman squad as a shortstop... was the Govs' top freshman with a .287 batting average, batting either leadoff or in the nine-hole all season... played 47 games, starting 38 contests at shortstop... stole 20 consecutive stolen bases before being caught in the Murray State series opener, May 15...

promptly stole a pair of bases in the series' second game and finished the campaign with 22 stolen bases – second-most in the OVC behind Eastern Kentucky senior outfielder and first-team All-OVC selection Matt Davis (25 SB)... got off to a slow start, not recording a hit in season's first 15 at-bats (11 games)... broke hitless streak with 1-for-3 outing against Milwaukee, March 15... used a five-game hit streak – during which he batted .500 (10-of-20) and had six RBI – from March 29 to April 5 to bring average above .200 for first time... streak included 3-for-4, three RBI outing at Jacksonville State, March 29, and 3-for-5 performance against SIU Edwardsville, April 4... pieced together a six-game hit streak, April 11-21, and batted .458 with multi-hit outings at Morehead State, against Western Kentucky, at Memphis and at Vanderbilt... went 5-for-12 in Southeast Missouri series, April 25-26... one week later was 7-for-12 in Tennessee Martin series, including 3-for-5 effort in series opener, May 2... that series was part of a season-best seven-game hit streak during which he batted .333 and raised average to season-high .301

after UTM series... but saw streak end as he was held hitless in season finale at Murray State.

Career Recap: Bradley Central HS

Played under head coach Travis Adams as a shortstop and pitcher for the Bears... finished his senior season with a .381 batting average with 35 RBI... on the mound, compiled a 9-3 record in 75.2 innings while pitching four shutouts... a three-time All-District 5-AAA selection and Chattanooga

Times "Best of Preps"... named to 2008 TBCA All-Region 3 squad as a shortstop and a pitcher... helped lead the Bears to the 2008 District 5-AAA championship at the plate and on the mound.

Personal

Jonathan Louis Clinard is the son of Lecia Guill and Fred Clinard... born March 8, 1990... has two older brothers, Matt (25) and Ryne (24).

26

Eric Davis

Class: Junior (TR) • **Height:** 6-1 • **Weight:** 210
Position: RHP • **Bats/Throws:** R/R
Hometown: Pontiac, Ill.
Previous School: Rend Lake CC



Career Honors

- AD's Honor Roll: F09

Career Recap: Rend Lake CC

Played under head coach Tony Etnier, finished sophomore campaign with 2-2 record, one save and 5.35 ERA with 29 strikeouts in 35.1 innings... started his freshman campaign as a closer for Rend Lake College but ended the season with a start in the Region XXIV championship game... finished that first season with a 2-4 record, 7.61 ERA and 25 strikeouts over 36.2 innings pitched.... prepped at

Pontiac Township (Ill.) HS where he played football and baseball.

Personal

Eric Christopher Davis is the son of Ralph and Cathy Davis... born April 25, 1989... has an older sister, Jody (23)... majoring in business.

3

Jared DeLong

Class: Senior • **Height:** 5-8 • **Weight:** 149
Position: OF • **Bats/Throws:** L/R
Hometown: Evansville, Ind.
Previous School: Wabash Valley CC



Career Honors

- AD's Honor Roll: F08

Career Recap: Austin Peay

As a junior transfer in 2009 – DeLong batted .275 with a team-best 30 walks... played in 50 games, starting 48 times... split time in centerfield with Michael Blanchard, each starting 26 games, while also sharing right field duties (22 starts) with Daniel Baggett... batted leadoff or second most of the season (41 times combined)... batted .235 in OVC play... had an eight-game hit streak

early in the season, Feb. 22-March 8, during which he batted .361 with a home run and seven RBI... was 3-for-4 in Lamar series finale, Feb. 22, to start streak... was 5-for-15 with five RBI during Iowa series, including 2-for-6, four RBI effort in finale which included a double and season's only home run... began a 10-game hit streak, March 21, against Eastern Kentucky... went 2-for-5 with a double at Vanderbilt, March 24... had season's only four-hit performance against Middle Tennessee, April 1... closed streak with 2-for-3 outing against SIU Edwardsville, April 4,



APSU Sports Information

Jon Clinard's Career Statistics

YEAR	AVG	GP	GS	AB	R	H	2B	3B	HR	RBI	TB	SLG	BB	HBP	SO	GDP	OB%	SF	SH	SB	ATT	PO	A	E	FLD
2009	.287	47	41	150	27	43	5	0	0	11	48	.320	11	3	14	2	.348	0	7	22	23	70	112	14	.929

Career Bests | Hits: 3 vs. Tenn. Martin (5/2/09) | Runs: 2 at Murray State (5/15/09) | RBI: 3 at Jacksonville St. (3/29/09) | Hit Streak: 7 games (4/29/09 - 5/15/09)

with a triple, two walks and a stolen base... was 3-for-5 at Evansville, April 8... was walked three times in second game of Morehead State doubleheader, April 11... hit season's second triple in Southeast Missouri series opener, April 25... was 3-for-5 with two RBI at Middle Tennessee, April 29, finishing year 7-for-10 against the Blue Raiders... closed season with three-game hit streak.

Career Recap: Wabash Valley JC

Played under head coach Rob Fournier as a center fielder and second baseman for the Warriors... named Great Rivers Athletic Conference's "Player of the Year" and to the All-Region XXIV team... as a sophomore, batted .412 with 41 RBI and stole 38 bases in 42 attempts... as a freshman, batted .375 with 10 RBI in just 72 at-bats... helped lead the Warriors to the 2008 Great Rivers Athletic Conference regular season title with a 42-17 overall record.

Personal

Jared Michael DeLong is the son of Marilyn Atchison and David DeLong... born March 19, 1988... has two older brothers Michael Atchison (29) and Doug DeLong (23)... majoring in business marketing... played prep career at F.J. Reitz High School.

allow a run in season's final two appearances - both in relief - encompassing 5.2 innings... picked up win at Lipscomb, May 12, striking out three in three innings... closed season with two strikeouts in 2.2 innings at Murray State, May 16.

Career Recap: Daviess County HS

Played under head coach Gary Bartlett as a pitcher and outfielder for the Panthers... in his first three seasons, recorded 104 strikeouts and allowed eight earned runs on 26 hits with 24 walks in 63.7 innings... drafted in the 30th round of the 2008 Major League Baseball draft by the Baltimore Orioles... named the 2008 Kentucky High School Baseball Coaches Association Region 2 Player of the Year... named to the 2008 KHSBCA first-team all-state... named to all-district and all-region teams in 2007 and 2008.

Personal

Jeremy Brown Dobbs is the son of Amy and Kevin Dobbs... born October 10, 1989... has a younger brother, Jordan (17)... majoring in psychology with a biology minor... selected in 30th round of 2008 MLB First-Year Player Draft by Baltimore Orioles.

8

Jeremy Dobbs

Class: Sophomore • Height: 6-2 • Weight: 165
Position: LHP • Bats/Throws: L/L
Hometown: Owensboro, Ky.
Previous School: Daviess County HS



Career Honors

- AD's Honor Roll: F08

Career Recap: Austin Peay

As a freshman in 2009 - Dobbs made 16 appearances, including seven starts, compiling a 3-3 record and 7.65 ERA... made two OVC appearances surrendering a 10.50 ERA... began season with three strikeouts and one earned run allowed in an inning pitched at Lamar, Feb. 21... did not allow a run in next three appearances, including 1.2 scoreless innings at Tennessee, Feb. 24... made season's first start against Iowa, March 8, allowing four runs over 2.1 innings... after two more relief appearances, his next five appearances were starts... suffered losses in first two of those five consecutive starts, losing to Evansville and Middle Tennessee... recorded season's first victory with nine-strikeout performance against Lipscomb, allowing just two runs over 6.2 innings, April 9... recorded season's second victory in next trip out against Western Kentucky, April 14, allowing two runs over four innings... lost in season's final start at Middle Tennessee, April 29, allowing five runs on six walks and five hits over 2.1 innings... did not

14

Chuck Edlin

Class: Sophomore • Height: 5-11 • Weight: 165
Position: RHP • Bats/Throws: R/R
Hometown: Clarksville, Tenn.
Previous School: Clarksville Academy



Career Honors

- 08-09 OVC Commissioner's Honor Roll
- Dean's List: F08, S09
- AD's Honor Roll: F08, S09

Career Recap: Austin Peay

As a freshman in 2009 - Edlin made one appearance, allowing one run over 2.1 innings in relief at Western Kentucky, April 28.

Career Recap: Clarksville Academy

Played under head coach Wade Smith as a shortstop and third baseman for the Cougars... as a senior, batted .552 with 41 RBI and four home runs... had .906 slugging percentage and .642 on-base percentage... named to all-district team in 2006, 2007 and 2008... played baseball, basketball and football for the Cougars.

Personal

Charles Ryan Edlin is the son of Charlie and Dianne Edlin... born October 4, 1989... has two siblings, Tyler (17) and Ashleigh (14)... named salutatorian of his high school class... majoring in physics, minor in mathematics.

Jared DeLong's Career Statistics

YEAR	AVG	GP	GS	AB	R	H	2B	3B	HR	RBI	TB	SLG	BB	HBP	SO	GDP	OB%	SF	SH	SB	ATT	PO	A	E	FLD
2009	.275	50	48	171	32	47	5	2	1	20	59	.345	30	3	24	1	.386	3	6	11	17	78	2	1	.988

Career Bests | Hits: 4 vs. Middle Tenn. (4/1/09) | Runs: 2 vs. Tenn. Tech (4/18/09) | RBI: 4 vs. Iowa (3/8/09) | Hit Streak: 10 games (3/21/09 - 4/4/09)

Jeremy Dobb's Career Statistics

Player	ERA	W-L	APP	GS	CG	SHO	SV	IP	H	R	ER	BB	SO	2B	3B	HR	AB	BAA	WP	HBP	BK	SFA	SHA
2009	7.65	3-3	16	7	0	0	0	37.2	35	33	32	34	36	10	0	2	192	.255	8	17	4	2	2

Career Bests | Innings: 6.2 vs. Lipscomb (4/7/09) | Strikeouts: 9 vs. Lipscomb (4/7/09) | *Runs: 2 vs. Lipscomb (4/7/09) | *Hits: 4 vs. Lipscomb (4/7/09) | *Walks: 2 vs. Lipscomb (4/7/09) | * - fewest allowed in start of five-plus innings

Chuck Edlin's Career Statistics

Player	ERA	W-L	APP	GS	CG	SHO	SV	IP	H	R	ER	BB	SO	2B	3B	HR	AB	BAA	WP	HBP	BK	SFA	SHA
2009	3.86	0-0	1	0	0	0	0	2.1	1	1	1	1	1	0	0	1	9	.125	0	0	0	0	0

Career Bests | Innings: 2.1 at Western Ky. (4/28/09) | Strikeouts: 1 at Western Ky. (4/28/09) | all as a reliever

28

Haskell Fink

Class: Junior • Height: 6-1 • Weight: 201
 Position: 3B/C • Bats/Throws: R/R
 Hometown: Clarksville, Tenn.
 Previous School: Jackson State CC



Career Honors

- 08-09 OVC Commissioner's Honor Roll
- Dean's List: S09
- AD's Honor Roll: F08, S09

Career Recap: Austin Peay

As a sophomore transfer in 2009 – Fink batted .288 with a home run and eight RBI in 22 games... started 16 contests, four at catcher and 12 as designated hitter... made season's first start at catcher against Milwaukee, March 14... recorded first APSU hit – a double – against Evansville, March 25... went 1-for-1 with

a run scored off bench against SIU Edwardsville, April 5... moved into designated-hitter spot at Belmont, April 22... recorded a three-game hit streak, April 22-25, finishing with a 2-for-3 performance against Southeast Missouri in second game of doubleheader... was 3-for-5 with four RBI, including a three-run home run, at Middle Tennessee, April 29... also pieced together a four-game hit streak, May 2-15, including consecutive two-hit outings... was 2-for-4 with two RBI and two doubles at Lipscomb, May 12... wrapped up hit streak with 2-for-3 effort at Murray State, May 15, which included an RBI and a double.

Career Recap: Jackson State CC

Played under head coach Steve Cornelison as a catcher and third baseman for the Generals... as a freshman, batted .266 with 30 RBI with three home runs.

Career Recap: Clarksville HS

Under head coach Paul Mittura was Wildcats catcher... finished his senior season with a .470 batting average with 28 RBI and two home runs... named to 2007 Class AAA Tennessee Sports Writers Association all-state team as a pitcher... named to the 2007 Tennessean All-Midstate team.

Personal

Haskell Hardin Fink is the son of Mike Fink and Cindy Marsh... born September 7, 1988... has an older brother, Wesley (23)... majoring in communications, minor in political science.

9

Blake Frazier

Class: Sophomore • Height: 5-9 • Weight: 165
 Position: 3B/C • Bats/Throws: R/R
 Hometown: Little Rock, Ark.
 Previous School: Trevecca



Career Honors

- 08-09 OVC Commissioner's Honor Roll
- Dean's List: F08, S08, F08, F09
- AD's Honor Roll: F08, S08, F08, S09, F09

Career Recap: Austin Peay

As a redshirt freshman in 2009 – Frazier saw action in 12 games, primarily as a pinch runner... batted .200 in limited action... stole a base as pinch runner against Memphis, April 15... recorded season's lone hit, a double, at Middle Tennessee, April 29.

As a freshman redshirt in 2008 – Frazier transferred to Austin Peay after one semester at Trevecca and received a redshirt.

Career Recap: Pulaski Academy

Under head coaches Todd Ward and Billy Adams, Frazier was a shortstop, second baseman and relief pitcher... as a senior, hit .420 and led the state of Arkansas with 43 stolen bases, and three home runs... was a three-time all-conference selection, all-state, and All-Arkansas Top 20 selection.

Personal

Blake Elliot Frazier is the son of Steve and Lori Frazier... born May 13, 1989... has an older brother, Nathan (24), a former infielder at Wake Forest.

56

Willie Gabay

Class: Freshman • Height: 5-11 • Weight: 170
 Position: RHP • Bats/Throws: R/R
 Hometown: Mahopac, N.Y.
 Previous School: Mahopac HS



Career Recap: Mahopac HS

Competed in both indoor and outdoor track and field... was a First-Team All-Northern County in 55-meter hurdles... finished seventh at state sectionals in 55-meter hurdles with time of 8.04 seconds... posted nation's 17th best time of 2009 in 200-meter hurdles (28.34) according to MileSplit US... finished fifth at state sectionals in 110-meter hurdles with time of 14.94 seconds... also competed in long jump... played summer baseball with the World Yacht Clippers, a wooden-bat league... compiled a 5-1

record and 1.76 ERA with 24 strikeouts... ended summer campaign with a complete-game three-hit, eight-strikeout performance against

Haskell Fink's Career Statistics

YEAR	AVG	GP	GS	AB	R	H	2B	3B	HR	RBI	TB	SLG	BB	HBP	SO	GDP	OB%	SF	SH	SB	ATT	PO	A	E	FLD
2009	.288	22	16	52	6	15	6	0	1	8	24	.462	4	5	10	3	.393	0	2	0	0	32	2	0	1.000

Career Bests | Hits: 3 at Middle Tenn. (4/29/09) | Runs: 2 at Middle Tenn. (4/29/09) | RBI: 4 at Middle Tenn. (4/29/09) | Hit Streak: 4 games (5/2/09 - 5/15/09)

Blake Frazier's Career Statistics

YEAR	AVG	GP	GS	AB	R	H	2B	3B	HR	RBI	TB	SLG	BB	HBP	SO	GDP	OB%	SF	SH	SB	ATT	PO	A	E	FLD
2009	.200	12	1	5	2	1	1	0	0	0	2	.400	0	0	0	0	.200	0	0	1	1	0	0	0	.000

Career Bests | Hits: 1 at Middle Tenn. (4/29/09) | Runs: 2 at Middle Tenn. (4/29/09) | RBI: N/A | Hit Streak: N/A

Massachusetts State Legion Champions.

Personal

William George Gabay is the son of Thomas and Rosemary Gabay... born July 3, 1991... has a younger brother, Louis (8)... majoring in health and human performance.



Zach Gerler

Class: Senior • **Height:** 6-3 • **Weight:** 200
Position: UTL • **Bats/Throws:** R/R
Hometown: St. Louis, Mo.
Previous School: Lincoln Trail CC



Career Recap: Austin Peay

As a junior transfer in 2009 - Gerler batted .171 with six RBI in 37 games played... started campaign at third base, making two starts, before moving to second base in switch with Chris Lewellyn where he made 23 starts before losing starting job... did not record a hit in first nine at-bats over season's first six games... snapped streak with 2-for-4, three RBI performance in Iowa series finale, March 8... recorded a hit in next outing at Mississippi, March 10... had a hit in each game of the Eastern Kentucky series, finishing 3-for-8 with a double... was 2-for-3 with three RBI and a stolen base against SIU Edwardsville, April 4... lost starting spot after Morehead State series... made one appearance on the mound during season, throwing 1.2 innings of relief at Western Kentucky, April 28, allowing one unearned run.

Career Recap: Lincoln Trail College

Played under head coach Mitch Hannahs as a shortstop for the Statesmen... as a sophomore, batted .313 with 21 RBI and three home runs... as a freshman, batted .255 with 30 RBI and five home runs... along with fellow transfer Ricky Marshall, helped lead the Statesmen to the 2007 Great Rivers Athletic Conference regular-season championship and Region XXIV tournament championship.... selected as a 2008 NJCAA Academic All-American.

Personal

Zachary Thomas Gerler is the son of Susan and Mark Gerler... born August 22, 1987... has five siblings, Shauna Henderson (31), Tim Gerler (27), Suzy Gerler (24), Micki Gerler (19) and Katy Gerler (15)... majoring in biology... played prep career at Francis Howell Central High School... drafted in the 31st round of the 2006 MLB First-Year Player Draft by the Baltimore Orioles.



Reed Harper

Class: Freshman • **Height:** 6-2 • **Weight:** 185
Position: 2B/SS • **Bats/Throws:** R/R
Hometown: Clarksville, Tenn.
Previous School: Clarksville HS



Career Honors

- President's List: F09
- Dean's List: F09
- AD's Honor Roll: F09

Career Recap: Clarksville HS

Played under head coach Paul Mittura, batted .350 as a senior with .451 on-base percentage that included 18 walks against 10 strikeouts in 103 at-bats... was a first-team All-Area selection by the Clarksville Leaf-Chronicle... batted .411 as a junior with 20 RBI and 11 doubles for the Wildcats... named first-team all-district and was selected to The Leaf Chronicle's All-Area squad... during the summer following his junior season, Harper played for the Clarksville Orioles and compiled a .390 batting average with seven home runs, 24 doubles and 55 RBI... a two-sport athlete, he also was an all-district and all-area selection in basketball.

Personal

Reed Carney Harper is the son of Ralph and Karen Harper... born March 27, 1989... has an older brother, Ryne (20), a junior on the Governors baseball team... majoring in chemistry... father Ralph played second base at Austin Peay from 1978-81,

Zach Gerler's Career Statistics																									
YEAR	AVG	GP	GS	AB	R	H	2B	3B	HR	RBI	TB	SLG	BB	HBP	SO	GDP	OB%	SF	SH	SB	ATT	PO	A	E	FLD
2009	.171	37	25	70	8	12	3	0	0	6	15	.214	6	5	27	1	.284	0	2	5	6	45	62	7	.939

Career Bests | Hits: 2 vs. SIU Edwardsville (4/4/09) | Runs: 1 at Middle Tenn. (4/29/09) | RBI: 3 vs. SIU Edwardsville (4/4/09) | Hit Streak: 3 games (3/21/09 - 3/22/09)

55

Ryne Harper

Class: Junior • **Height:** 6-3 • **Weight:** 190
Position: RHP • **Bats/Throws:** R/R
Hometown: Clarksville, Tenn.
Previous School: Clarksville HS



Career Honors

- 07-08 OVC Commissioner's Honor Roll
- Dean's List: F07, F08
- AD's Honor Roll: F07, S08, F08, F09

Career Recap: Austin Peay

As a sophomore in 2009 – Harper led the Gobs starting corps with a 4.12 ERA while compiling a 4-3 record in 11 starts and three relief appearances... was 2-2 with 4.28 ERA in OVC play... opened season with 14 consecutive scoreless innings, holding Lamar scoreless through 5.2 innings, Feb. 20; tossing 1.1 innings

of scoreless relief at Tennessee, Feb. 24; followed by seven scoreless innings against Cleveland State, Feb. 27... recorded season's first victory against Cleveland State, striking out four in seven innings as Gobs posted first shutout since the 2007 campaign... named OVC co-Player of the Week, March 2, courtesy those performances... struck out six and allowed just three runs in hard-luck loss at Mississippi, March 11... struck out season-high nine batters in OVC-opening victory against Eastern Kentucky, March 21, allowing one run in season-high 7.2 innings pitched... did not pick up a decision in next start at Jacksonville State, March 28, after leaving with four innings pitched... recovered to win next start against SIU Edwardsville, April 4, working around a season-high 11 hits by surrendering only five runs in 6.1 innings... suffered razor-thin defeats in next two starts as Gobs offense sputtered, losing by a 3-1 margin at Morehead State, April 11, and by a 4-3 score against Tennessee Tech, April 18... allowed a total of seven hits and two walks in those two contests while striking out nine batters... missed three weekends following Tennessee Tech contest due to injury... recorded a victory in his return – the season's final weekend – picking up Gobs final victory at Murray State, allowing two runs on six hits in six innings of series' second game.

As a freshman in 2008 – Harper made 19 appearances, with nine starts and 10 relief appearances... compiled 3-4 record and 5.54 ERA... finished OVC play with 2-1 record and 5.00 ERA... first two appearances came as closer and Harper was 1-0 with a save... season's third appearance was a start at East Tennessee, where he made a quality start, but did not receive a decision... followed that with back-to-back relief appearances on March 10 against Bradley and Dayton, was tagged for loss against Dayton after surrendering one run in 1.2 innings... returned to starting role March 14 against Milwaukee, but suffered second consecutive loss despite allowing only three earned runs (eight total runs) over 4.2 innings... left with no decision against Eastern Kentucky after allowing five runs on six hits in 4.1 innings... picked up season's second victory, March 30, against Jacksonville State after allowing one unearned run on six hits over six innings... started against Morehead State, April 5, but made just five pitches before leaving due to an arm injury and was out 17 days before next appearance... that next appearance was start against Vanderbilt where he allowed five runs on five hits

over three innings... next three appearances came in relief, including relief victory at Southeast Missouri, April 26... made season's seventh start against Middle Tennessee, May 5, surrendering four runs on nine hits but striking out five over 4.1 innings... was penciled in to make first weekend start since April 5, but the Eastern Illinois series finale was washed out... instead started in non-conference tilt at Lipscomb and had a rough night surrendering four runs in 2.1 innings... returned to action four days later in regular-season finale against Murray State, May 17, and lasted another 1.1 innings before being pulled, trailing 3-1, in a game the Gobs would lose 11-4... made relief appearances in both OVC tournament contests... allowed one run but struck out two batters in one inning against Southeast Missouri, May 21... threw 1.1 scoreless innings of relief against Tennessee Tech, May 22.

Career Recap: Clarksville HS

Under head coach Paul Mittura was a pitcher and shortstop for the Wildcats... named to the Region 5-AAA and TSWA Class-AAA All-State teams... was the District 10-AAA Pitcher of the Year, finishing his senior



APSU Sports Information

Ryne Harper's Career Statistics

Player	ERA	W-L	APP	GS	CG	SHO	SV	IP	H	R	ER	BB	SO	2B	3B	HR	AB	BAA	WP	HBP	BK	SFA	SHA
2008	5.54	3-4	19	9	0	0	1	50.1	64	43	31	20	41	9	2	7	244	.312	6	8	0	3	7
2009	4.12	4-3	14	11	0	0	0	59.0	56	31	27	25	54	9	2	4	257	.255	3	7	0	0	5
TOTAL	4.77	7-7	33	20	0	0	1	109.1	120	74	58	45	95	18	4	11	501	.282	9	15	0	3	12

Career Bests | Innings: 7.2 vs. Eastern Ky. (3/21/09) | Strikeouts: 9 vs. Eastern Ky. (3/21/09) | *Runs: 0 vs. Cleveland St. (2/27/09) | *Hits: 2 vs. Cleveland St. (2/27/09) | *Walks: 1 at Morehead St. (4/11/09) | * - fewest allowed in start of five-plus innings

season with a 5-1 record, while leading Clarksville to a District 10-AAA tournament championship... in 52.3 innings of work, allowed 29 hits, walking 17, while fanning 99 batters... had his season's best performance striking 17 batters in a nine-inning contest against Dickson County, but lost to Vanderbilt signee and All-American Sonny Gray, 1-0 in the region championship game.

Personal

Ryne Richard Harper is the son of Ralph and Karen Harper... born March 27, 1989... has a younger brother, Reed (19), a freshman on the Governors baseball team... majoring in chemistry... father Ralph played second base at Austin Peay from 1978-81.

4

Nick Hathcoat

Class: Freshman • **Height:** 5-11 • **Weight:** 168
Position: SS • **Bats/Throws:** R/R
Hometown: Pendleton, Ind.
Previous School: Pendleton Heights HS



Career Recap: Pendleton Heights HS

Played under head coach Bill Stoudt and was a member of 2008 and 2009 sectional champions... batted .412 and had 22 stolen bases as a senior... was an honorable mention all-state selection as a junior... was a three-time All-County and two-time All-Conference selection... batted .415 with .568 on-base percentage and 28 RBI as a junior.


Personal

Nicholas Scott Hathcoat is the son of Ron and Julie Hathcoat... born August 14, 1990... has two younger siblings, Alyssa (16) and Ryan (13)... majoring in business.

30

John Hogan

Class: Freshman • **Height:** 5-11 • **Weight:** 225
Position: 1B/OF • **Bats/Throws:** L/L
Hometown: St. Louis, Mo.
Previous School: St. John Vianney HS



Career Recap: St. John Vianney HS

Under head coach Steve Bieser, batted .472 as a senior with a .580 on-base percentage, 12 doubles, six home runs and 45 RBI... had 20 walks and six strikeouts in 114 plate appearances... was a second-team All-Metro selection by the St. Louis Post-Dispatch... led the Griffins to the St. Louis Metro Catholic Conference title as a junior batted .429 as a junior with 22 RBI and 12 doubles while compiling a .495 on-base percentage... left Vianney HS as program's all-time

leader in hits, RBI, walks and doubles... played on Rawlings Prospects travel squad after junior season and posted a .437 batting average in 119 at-bats with 29 RBI, including 13 doubles among his 52 hits and recorded 19 walks against seven strikeouts.

Personal

John Joseph Hogan Jr. is the son of John and Nicole Hogan... born Sept. 21, 1990... has three younger siblings: Jimmy (16), Riley (10) and Will (6)... undeclared major.

22

Cody Hudson

Class: Freshman • **Height:** 5-10 • **Weight:** 180
Position: OF • **Bats/Throws:** S/R
Hometown: Germantown, Tenn.
Previous School: Houston HS



Career Recap: Houston HS

Played under head coach Lane McCarter and was an All-State selection by both Tennessee Sportswriters Association and Tennessee Baseball Coaches Association as a senior... batted .455 as a senior with seven home runs, 48 RBI and 31 stolen bases while also posting three triples for third consecutive season... led the team in both on-base percentage (.500) and stolen bases (19) as a junior and was selected to TBCA All-State team... in 2007, was one of two sophomore starters and led the team in batting average (.437),

on-base percentage (.570) and stolen bases (12) as the Mustangs finished third at 2007 Class AAA state tournament... twice named to the West Tennessee TBCA All-Star team... joins former Houston High School teammates Greg Bachman and Michael Blanchard.

Personal

Robert Cody Hudson is the son of Bobby and Sheila Hudson... born Dec. 29, 1990... has an older sister, Chelsea (22)... majoring in business.

7

Stephen Huff

Class: Senior • **Height:** 6-0 • **Weight:** 200
Position: LHP • **Bats/Throws:** L/L
Hometown: Nashville, Tenn.
Previous School: Ezell-Harding HS



Career Honors

- 08-09 OVC Commissioner's Honor Roll
- Dean's List: F06, F08, S09
- AD's Honor Roll: F06, S07, F07, F08, S09, F09

Career Recap: Austin Peay

As a junior in 2009 – Huff was named a preseason "Player to Watch" by Baseball America... however, he made just 11 appearances in an injury-shortened campaign... was slowly making transition into designated hitter's role and made first start as DH at Evansville, April 8,

going 1-for-3 with an RBI... but season came to an end when he injured his hand while attempting to steal a base and did not play or pitch the season's remainder... prior to injury Huff made 11 appearances but was 0-3 with 5.50 ERA... took losses in season's first two starts as he was chased early at Lamar, Feb. 21, and against Ball State, March 1... made next start against Milwaukee, March 14, and did not earn a decision despite striking out six and walking none while surrendering just two runs in 6.1 innings as Gobs lost 3-2... next three appearances came in relief until making season's fourth start at Jacksonville State, March 28... struck out a season-high seven batters in five innings at JSU, but suffered loss as Gobs were shutout, 4-0... made season's final start against SIU Edwardsville, April 3, and again did not earn a decision despite allowing just three runs over 6.1 innings... had 10 plate appearances prior to injury and was 3-of-9 with five RBI... had two RBI as a pinch-hitter against both Middle Tennessee, April 1, and SIU Edwardsville, April 4.

As a sophomore in 2008 – Huff made 17 appearances, including 14 starts, finishing campaign with 5-6 record and 3.46 ERA with team-best 79 strikeouts in 93.2 innings pitched... posted 3-3 record and 3.05 ERA in OVC action with 45 strikeouts in 59.0 innings pitched... opened season as No. 2 starter, posting season's first win against Valparaiso, Feb. 23... moved into No. 1 role for next two starts, a no-decision against Valparaiso and a loss to Bradley... struck out eight in 7.0 innings in the no-decision to Valparaiso, Feb. 29... followed that start with a relief appearance at East Tennessee... then suffered loss to Bradley, March 10, after allowing five runs in a 5-4 decision... suffered second consecutive loss to Milwaukee despite striking out



seven in 6.0 innings, but allowed four runs (two earned)... suffered loss at Eastern Kentucky, March 21, despite limiting Colonels to two runs on seven hits over 7.1 innings... picked up midweek win at Memphis, March 25, after throwing 1.1 scoreless relief innings (0 H)... earned OVC's "Pitcher of the Week" award, April 4, after throwing seven-plus scoreless innings against Morehead State, including going 6.1 innings with a no-hitter... battled with control in loss at Samford, April 12, allowing five runs and six hits over 6.2 innings... bounced back with first collegiate complete game in victory against Tennessee Tech, April 19, striking out career-high 12 batters... posted season's ninth quality start at Southeast Missouri, April 26, but was not part of the decision... picked up victory against Tennessee-Martin, May 3, with 10th quality start and striking out six over seven innings... had another shaky outing in loss at Eastern Illinois – reminiscent of his appearance at Samford – surrendering three runs on three hits and three walks and hitting three batters... finished regular season with second straight non-quality start, going just 5.1 innings against Murray State and putting nine men on base (none scored)... pitched Gobs tournament-opener against Southeast Missouri and was tagged for the loss after allowing four runs (three earned) on six hits in 6.0 innings.

As a freshman in 2007 – Huff made 11 appearances, including seven starts... has a 2-3 record and 7.64 ERA in 35.1 innings pitched... opened campaign 0-2... suffered loss in relief against Cincinnati, Feb. 19, and was tagged for loss as a starter at Mississippi, March 6... recorded season's first win in next start against Wisconsin-Milwaukee, March 11, pitching six scoreless innings and allowing only three hits while striking out three... third loss came in start against Memphis, April 18... recorded his second win, April 25, at Evansville as he allowed four runs on eight hits over 5.2 innings, but recorded a season-high six strikeouts.

Career Recap: Ezell-Harding HS

Under head coach Alex Rodney, finished his senior season 5-2 in 48 innings with a 1.45 ERA and 93 strikeouts... was named first-team Class AA All-State by the Tennessee Sports Writers Association and first-team All-State Tennessee Baseball Report as well as first-team All Mid-State... also was named the District 9-AA Most Valuable Player, All District 9-AA team and All Region 5-AA team... he was a four-time All-District 9-A selection and a 2005 All-Region 5-A pick... also played football and was a two-time All-State selection.

Personal

Stephen Kirke Huff is the son of Denny Huff and Sandy Shwab... born April 5, 1988... has three older siblings: Bobby (30), Marsha (27) and Matt (25)... majoring in business management and marketing.

Stephen Huff's Career Statistics

Player	ERA	W-L	APP	GS	CG	SHO	SV	IP	H	R	ER	BB	SO	2B	3B	HR	AB	BAA	WP	HBP	BK	SFA	SHA
2007	7.64	2-3	11	7	0	0	0	35.1	49	34	30	19	26	5	2	5	174	.331	12	3	0	2	2
2008	3.46	5-6	17	14	1	0	0	93.2	80	46	36	41	79	15	0	4	404	.235	8	15	1	1	6
2009	5.50	0-3	11	5	0	0	1	36.0	37	23	22	16	34	6	1	6	162	.264	4	1	0	2	3
TOTAL	4.80	7-12	39	26	1	0	1	165.0	166	103	88	76	139	26	3	15	740	.264	24	19	1	5	11

Career Bests | Innings: 9.0 vs. Southeast Mo. (4/19/08) | Strikeouts: 12 vs. Tenn. Tech (4/19/08) | *Runs: 2 vs. Milwaukee (3/14/09) | *Hits: 2 vs. Morehead St. (4/5/08) | *Walks: 0 vs. Milwaukee (3/14/09) | * - fewest allowed in start of five-plus innings

25

Matt Kole

Class: Senior • **Height:** 6-2 • **Weight:** 180
Position: UTL/LHP • **Bats/Throws:** L/L
Hometown: Franklin, Tenn.
Previous School: Ravenwood HS



Career Honors

- 07-08 OVC Commissioner's Honor Roll
- Dean's List: F07, F08, S09, F09
- AD's Honor Roll: F07, S08, F08, S09, F09

Career Recap: Austin Peay

As a junior in 2009 – Kole batted .333 with nine home runs and 42 RBI, finishing third on the team in batting average and second in both home runs and RBI... played in 49 of team's 52 games, making 47 starts... was the Gobs primary first baseman with occasionally forays into

the outfield... finished OVC season batting .290 with two home runs and eight RBI... recorded 21 multi-hit affairs and 12 multi-RBI performances, tied for first on the team in the latter category with Greg Bachman... had two nine-game hit streaks during season ... batted .516 with five home runs and 16 RBI during season's first nine-game streak... had impressive series against Iowa, March 6-8, recording six hits, four home runs and nine RBI in three-game set... went 2-for-2 with two home runs, four RBI, and two walks in series opener, was 2-for-4 with double and home run in series' second game and finished series with 3-for-5, three RBI outing that included a home run... started next weekend 3-for-4 with three-RBI in series opener against Milwaukee with a double and a home run... had a modest six-game hit streak between the longer streaks that included a 3-for-5 performance against Middle Tennessee, April 1, and a 5-for-16 outing in three-game series against SIU Edwardsville, April 3-5... batted .447 in season's later nine-game hit streak with two or more hits in seven of nine games, including a streak of six games with at least two hits... went 4-for-10 with two RBI in Southeast Missouri series, April 25-26, and 5-for-8 in doubleheader against Tennessee Martin, May 2, before being held hitless in series finale... also made three relief appearances for Gobs, surrendering three unearned runs in 3.1 innings.

As a sophomore in 2008 – Kole was a second-team All-OVC selection at first base... played in 55 of the Gobs 56 contests, starting 51 games at first base, four as team's designated hitter and one start on the mound... batted .300 during the campaign with 44 RBI and six home runs while recording team-best 34 walks... led Gobs in OVC play with .348 batting average and had 22 RBI and four home runs... got off to a slow start batting just .207 through season's first nine games... broke out with 3-for-3 effort at Lipscomb, March 11, which included two doubles and two walks... that began a stretch where he had a hit in 19 of next 22 contests, including a nine-game hit streak, in which he batted .413 with 21 RBI and posted a .495 on-base percentage... was 2-for-4 with three

RBI at Western Kentucky, March 26, with a double and a triple... followed that with 2-for-3, four RBI outing against Jacksonville State, March 30, with two doubles... his career-best nine-game hit streak was stopped at Mississippi State, April 1, and he batted .467 (14-30) during streak with 12 RBI, a .541 on-base percentage and .833 slugging percentage... had back-to-back three-hit outings, going 3-for-5 at Southeast Missouri, April 27, and 3-for-4 against Tennessee Martin, May 3... was a triple shy of hitting for the cycle in that May 3 contest... had four consecutive two RBI outings, May 4-10... made 19 appearances on the mound, starting once and making 18 relief appearances... was 1-6 on the mound with 8.40 ERA... fared better in OVC play with 3.68 ERA but was left with 0-3 mark... season on the mound started well with 1-0 record and two saves in first eight relief appearances... was tagged for the loss in relief against Jacksonville State, March 29, and would not recover recording six consecutive losses over final 13 appearances... finished campaign with four holds and two saves in three opportunities.

As a freshman in 2007 – Kole made 20 appearances in the field and another 14 appearances on the mound... at the plate he batted .129 with two doubles in three RBI... on the mound, he was 2-0 with a 1.46 ERA in 12.1 innings, all in relief... opened season with a double and RBI against both Central Arkansas and Cincinnati... posted season's third hit against Ball State, March 3... first appearance on the mound came next day against Ball State as he allowed a hit and a walk while striking out one in 2.2 innings of relief... season's first win came at Indiana State, March 14, as he held the Sycamores scoreless in the final inning as the Gobs posted a come-from-behind win... season's second win came against No. 13 Mississippi State as he recorded the final out in the top of the 11th and Jake Lane ended the game in the bottom of the inning... recorded season's only save the next day against Mississippi State as he threw two innings of scoreless relief... career on the mound got off to an auspicious start as he did not allow a run in first eight inning of work over first eight starts... made two appearances in Gobs NCAA Nashville Regional appearance... shut the door on Memphis' eighth-inning rally by inducing a pop-out from his lone batter faced... was first reliever to the mound in Gobs elimination-game loss to Vanderbilt, allowing one run in one inning pitched.

Career Recap: Ravenwood HS

Under head coach Lee Vaughn, on the mound, amassed a 10-1 record with a 1.48 ERA... batted .389 with 17 doubles, 45 RBI and a .687 slugging percentage in his senior season... was named to the TBCA First-Team All-State twice, 2005 and 2006... was twice named to the *Tennessean* All Mid-State team and the All-Williamson County team... named Ravenwood's Most Valuable Player and Offensive Player of the Year three times.

Personal

Matthew Clayton Kole is the son of Jerry and Diane Kole... born Nov. 2, 1987... has two sisters, Jessica (26) and Julie (21)... majoring in corporate communication with a minor in general business.

Matt Kole's Career Statistics

HITTING	AVG	GP	GS	AB	R	H	2B	3B	HR	RBI	TB	SLG	BB	HBP	SO	GDP	OB%	SF	SH	SB	ATT	PO	A	E	FLD
2007	.129	20	5	31	2	4	2	0	0	3	6	.194	2	1	9	0	.206	0	0	0	0	54	3	1	.983
2008	.300	55	55	190	41	57	15	1	6	44	92	.484	34	1	25	2	.400	5	5	6	7	389	32	4	.991
2009	.333	49	47	180	42	60	14	2	9	42	105	.583	21	0	27	6	.397	3	2	3	5	343	21	4	.989
TOTAL	.302	124	107	401	85	121	31	3	15	89	203	.506	57	2	61	8	.385	8	7	9	12	786	56	9	.989

Career Bests | Hits: 3 at Tenn. Martin (5/2/09) | Runs: 3 vs. Middle Tenn. (4/1/09) | RBI: 4 vs. Iowa (3/6/09) | Hit Streak: 9 games (4/18/09 - 5/2/09)

PITCHING	ERA	W-L	APP	GS	CG	SHO	SV	IP	H	R	ER	BB	SO	2B	3B	HR	AB	BAA	WP	HBP	BK	SFA	SHA
2007	1.46	2-0	14	0	0	0	1	12.1	11	2	2	3	5	4	0	1	49	.244	3	0	0	1	0
2008	8.40	1-6	19	1	0	0	2	30.0	42	35	28	9	16	8	0	6	149	.316	2	3	1	1	3
2009	0.00	0-0	3	0	0	0	0	3.1	6	3	0	2	0	1	1	0	20	.353	0	0	0	0	1
TOTAL	5.91	3-6	36	1	0	0	3	45.2	59	40	30	14	21	13	1	7	218	.303	5	3	1	2	4

Career Bests | Innings: 3.1 at Murray St. (5/15/09) | Strikeouts: 3 at Tennessee (4/8/08) | all most as a reliever

2

Chris Lewellyn

Class: Senior • Height: 5-10 • Weight: 165
 Position: 2B • Bats/Throws: R/R
 Hometown: Danville, Ill.
 Previous School: Danville Area CC



Career Recap: Austin Peay

As a junior transfer in 2009 – Lewellyn batted .221 with one home run and four RBI in 43 games played... made 25 starts during the season, splitting time at second and third base... began season at third base before switching positions with second baseman Zach Gerler... returned as starting second baseman following Morehead State series... batted just .170 in first stint as a starter from season opener until March 13... was 2-for-5 in Lamar series finale, Feb. 22... had season's first three-hit

performance at Mississippi, March 10, going 3-for-4 with an RBI and two stolen bases... played sporadically over season's next 21 games with 12 appearances and 16 at-bats... went 3-for-5 with a solo home run in SIU Edwardsville series finale, April 5... moved back into second base starting role beginning against Western Kentucky, April 14... batted .257 in season's final 18 games after returning to starting role... was 2-for-4 with a stolen bases against Vanderbilt, April 21... defensively, did not commit an error in season's final 37 chances spanning final 10 games.

Career Recap: Danville Area CC

Played under head coach Tim Bunton as shortstop and outfielder for the Jaguars... finished the 2008 season with a .313 batting average with 29 RBI and two home runs... finished the 2007 season with a .333 batting average with 21 RBI... helped lead the Jaguars to a 31-24 record in 2007 and a 25-20 record in 2008.

Personal

Christopher Ryan Lewellyn is the son of Brenda Miller and Raymond Lewellyn... born November 28, 1987... has a younger brother, Aaron (18)... majoring in psychology... played prep career at Schlarman High School.

18

Trey Lucas

Class: Senior • Height: 6-0 • Weight: 210
 Position: C/OF • Bats/Throws: R/R
 Hometown: Knoxville, Tenn.
 Previous School: Halls HS



Career Honors

- 2009 Second-Team All-OVC (C)
- 2007 OVC All-Freshman (C)
- Dean's List: F08
- AD's Honor Roll: F06, F07, F08, F09

Career Recap: Austin Peay

As a junior in 2009 – Lucas was a second-team All-OVC pick at catcher... led the Gobs with a career-best .382 batting average, finishing 14th among all OVC hitters, and an 85-point improvement over his sophomore campaign (.297)... also led Gobs in doubles (20), hit by pitch (12) and on-base percentage (.474)... played in 49 of 52 contests, starting 46 at catcher... was even better in OVC play, posting a team-best .435 batting average with two home runs and 14 RBI... behind the plate caught 21 percent of would-be base stealers and committed only four errors in 309 chances (.987 fielding percentage)... had seven three-hit outings (18 multi-hit outings total) with five three-hit performances in OVC play... had six hit streaks of four games or more during season, including a seven-game hit streak and a later eight-game hit streak... was 2-for-3 with two RBI against Cleveland State, Feb. 27... was 4-for-11 with four RBI and five doubles in Iowa series, March 6-8... hit .522 during seven-game hit streak, March 13-22, but recorded only three RBI... went 3-for-4 against Eastern Kentucky, March 22, just prior to streak's end... later had an eight-game hit streak, April 18-28, during which he batted .560 with three home runs and nine RBI... led Gobs to first victory against Vanderbilt, April 21, with a 2-for-3, two-RBI perfor-



APSU Sports Information

Chris Lewellyn's Career Statistics

YEAR	AVG	GP	GS	AB	R	H	2B	3B	HR	RBI	TB	SLG	BB	HBP	SO	GDP	OB%	SF	SH	SB	ATT	PO	A	E	FLD
2009	.221	43	33	95	16	21	1	1	1	4	27	.284	14	1	24	0	.327	0	3	6	7	53	62	6	.950

Career Bests | Hits: 3 vs. SIU Edwardsville (4/5/09) | Runs: 2 vs. SIU Edwardsville (4/5/09) | RBI: 1 vs. SIU Edwardsville (4/5/09) | Hit Streak: 4 games (4/21/09 - 4/26/09)

Trey Lucas' Career Statistics

YEAR	AVG	GP	GS	AB	R	H	2B	3B	HR	RBI	TB	SLG	BB	HBP	SO	GDP	OB%	SF	SH	SB	ATT	PO	A	E	FLD
2007	.313	39	26	99	15	31	2	0	4	22	45	.455	10	0	26	1	.373	1	0	2	3	93	16	2	.982
2008	.297	51	45	148	23	44	9	1	4	31	67	.453	24	8	29	3	.409	6	1	7	10	252	32	10	.966
2009	.382	49	48	165	27	63	20	0	4	35	95	.576	17	12	27	2	.474	0	0	5	6	275	30	4	.987
TOTAL	.335	139	119	412	65	138	31	1	12	88	207	.502	51	20	82	6	.427	7	1	14	19	620	78	16	.978

Career Bests | Hits: 3 at Tenn. Martin (5/2/09) | Runs: 2 at Lipscomb (5/12/09) | RBI: 6 vs. Middle Tenn. (3/27/08) | Hit Streak: 8 games (4/18/09 - 4/26/09)

mance that included a two-run home run... went 3-for-3 with 3 RBI and a home run in second game of Southeast Missouri series, April 25... had another three-hit outing at Western Kentucky, April 28... posted consecutive three-hit games in Tennessee Martin doubleheader, May 2, finishing day 6-for-9... ended season with four-game hit streak... went 2-for-5 with two RBI at Lipscomb, May 12, followed by 4-for-10 series at Murray State, May 15-16.

As a sophomore in 2008 – Lucas appeared in 51 contests, starting 40 times at catcher and five starts as designated hitter... batted .297 (third-best on team) with four home runs and 31 RBI... posted .290 batting average with 18 RBI in OVC play... started season off slowly with a hit in 10 of first 25 games and average stood at .203 after coming off bench against Morehead State, April 5... responded to benching by recording a hit in 17 of season's final 26 contests, including 11 of his 13 multi-hit outings... improved average 94 points over those final outings to finish season with average at its highest point (.297)... batted .305 with 18 RBI (both 2nd on team) in April, including three of his four home runs... began season-ending stretch with 2-for-4 outing against Morehead State, April 5... followed that with 3-for-4, two RBI performance at Tennessee, April 8, including a double and home run... had season-best four RBI outing in series-opener against Tennessee Tech, April 19, going 2-for-5... batted .394 in May with eight RBI... had three consecutive multi-hit outings to begin month – two hits in series finale against Tennessee Martin, May 4, followed by three-hit outings against both Middle Tennessee, May 5, and Evansville, May 7... defensively, caught runner in 14 of 62 stolen-base attempts (22.6 percent caught stealing).

As a freshman in 2007 – Lucas appeared in 36 games, including 24 starts... started 18 games at catcher, including 13 OVC starts... usually started second games of doubleheaders at catcher... also started six games as designated hitter... his .323 batting average ranked third on team among batters with 90 or more at bats... his four home runs ranked fourth on team... his .444 batting average with runners in scoring position ranked first among Govs... consistent performer batted .326 with two home runs and 12 RBI during OVC play... got off to slow start but bat came alive at Middle Tennessee... blasted two home runs and drove in six... followed that up with three-hit performance next night against Evansville... had two more hits in first game of Morehead State series and finished off series with three hits, including a home run, and four RBI... had two more hits against Vanderbilt in next contest, making him 12 for 21 (.571 batting average) during six-game stretch... blasted key home run in second game of Southeast Missouri series when Govs moved into first place in OVC... also had clutch two-run RBI pinch single in bottom of ninth to tie up final game of SEMO series... had two hits, including double, against UT Martin in second of series... suffered thumb injury that kept him out of Eastern Illinois series... collected pinch hit against Jacksonville State in Govs' second OVC tourney contest... was 1-for-6 with an RBI during the Nashville Regional... lone hit of the tourney was Govs first hit in tournament opener, a second-inning single against Vanderbilt... had a sacrifice fly in elimination game against Vanderbilt.

Career Recap: Halls HS

Under head coach Doug Polston, batted .574 with 18 home runs and a school-record 68 RBI... named to Tennessee Sport Writers Association Class AAA All-State Team... Tennessee Baseball Report 2006 Most Valuable Player and first-team All-State selection... as a junior, he was among Tennessee's top 10 in walks (29)... he was selected to the 2004 Tennessee Baseball Report's Super Sophomore team after hitting .394 with 29 RBI... three-sport athlete at Halls HS, also played football and basketball, holds school record for touchdown passes and passing attempts.

Personal

Jerry Edwards Lucas III is the son of Jerry and Camella Lucas... born Sept. 25, 1987... has a sister, Haley... majoring in general business.

34

Matt Marsh

Class: Freshman • **Height:** 6-3 • **Weight:** 187
Position: RHP • **Bats/Throws:** R/R
Hometown: Knoxville, Tenn.
Previous School: Clinton HS



Career Recap: Clinton HS

Under head coach Casey Taylor, compiled a 9-4 record with 99 strikeouts in 76 innings – seven complete games – as a senior... was selected to All-Region 2 and All-Tennessee Baseball Coaches Association team... as a junior posted a 3-2 record with two saves in 24.3 innings pitched with 24 strikeouts against eight walks and limited opponents to a .211 batting average... at the plate, he batted .263 with 18 RBI... was an All-District 3-AAA and All-Region 2 selection by the TBCA... played catcher, infield, outfield

and pitched during his career.

Personal

Billy Matthew Marsh is the son of Billy Marsh and Tracy Martin... born July 10, 1991... has two younger siblings: Miranda (16) and Marc (13)... undeclared major.

13

Ricky Marshall

Class: Senior • Height: 6-3 • Weight: 187
 Position: RHP • Bats/Throws: R/R
 Hometown: Mansfield, Ohio
 Previous School: Lincoln Trail CC



Career Recap: Austin Peay

As a junior transfer in 2009 – Marshall pitched in nearly all roles for the Gobs, compiling a 4-3 record and 4.60 ERA in 24 appearances... was 3-2 with 4.19 ERA in his seven starts... also made 17 relief appearances, finishing 1-1 with one save and a 5.18 ERA... made four starts in season's first month, winning twice... recorded first APSU victory against Iowa, March 7, allowing one earned run over 5.2 innings... picked up victory in next start with one earned run over six innings against Milwaukee, March 13... suffered

loss in first OVC start against Eastern Kentucky, March 22, after allowing six runs over 3.1 innings... did not start again until Southeast Missouri series, April 25, making 12 consecutive relief appearances... was hard-luck loser in Gobs opener at Jacksonville State, allowing one unearned run in eighth inning... bounced back with relief victory against SIU Edwardsville, April 3, striking out four in 1.2 innings... did not allow a run in four consecutive relief appearances (seven innings) and did not surrender an earned-run over six straight relief outings (10.1 innings), striking out 11 batters in the latter span... returned to starting role in second game of Southeast Missouri series but did not factor into decision after allowing five runs (two earned) over three innings... was tapped as Gobs No. 1 starter the following week and picked up season's fourth victory at Tennessee Martin, allowing three runs while striking out five in 6.1 innings... did not receive run support in season's final appearance and suffered loss despite allowing just three runs over six innings and striking out four.

Career Recap: Lincoln Trail CC

Played under head coach Mitch Hannahs as a pitcher for the Statesmen... as a sophomore, posted a 1-3 record, but struck out 34 in just 31 innings... as a freshman, made six appearances and recorded 13 strikeouts in 11 innings... along with fellow transfer Zach Gerler, helped lead the Statesmen to the 2007 Great Rivers Athletic Conference regular-season championship and Region XXIV tournament championship.

Personal

Richard Eric Marshall is the son of Randy and Deborah Marshall... born July 20, 1988... has a younger sister, Whitney (20)... majoring in sociology, minor in general business... played prep career at Madison Comprehensive High School.

20

Shayne Martin

Class: Junior (TR) • Height: 6-1 • Weight: 185
 Position: SS/2B • Bats/Throws: L/R
 Hometown: Mt. Juliet, Tenn.
 Previous School: Tennessee Martin



Career Honors and Awards

- 2007 OVC All-Freshman Team
- AD's Honor Roll: S09

Career Recap: Austin Peay

As a junior transfer in 2009 – Martin did not play in 2009 due to NCAA transfer rules.

Career Recap: Tennessee Martin

As a sophomore in 2008 – Martin played in 39 games, starting 32... batted .27 during campaign with 19 runs scored and seven RBI... batted .222 in conference action, playing in 16 games and

starting 13.

As a freshman in 2007 – Martin played in 29 games, starting 17... batted .301 with six RBI... in OVC play, batted .278 in 14 games, including 11 starts... named to OVC All-Freshman Team.

Personal

Shayne Thomas Martin is the son of Mickey Martin and Leslie Poynter... born August 28, 1988... has two brothers, Austin and Trey... majoring in history with a secondary education minor... played prep career at Lebanon High School.

12

Josh Purcell

Class: Senior • Height: 5-9 • Weight: 170
 Position: C • Bats/Throws: R/R
 Hometown: Lawrenceburg, Tenn.
 Previous School: Walters State CC



Career Honors

- 08-09 OVC Commissioner's Honor Roll
- 07-08 OVC Commissioner's Honor Roll
- Dean's List: F07, F08, F09
- AD's Honor Roll: F07, S08, F08, S09, F09

Career Recap: Austin Peay

As a junior in 2009 – Purcell saw limited time behind second-team All-OVC catcher Trey Lucas, appearing in 16 games and making two starts... batted .261 in that limited action with three RBI... made two widely-spaced starts during campaign,

catching game three of Lamar series, Feb. 21, and midweek outing against Lipscomb, April 7... recorded a hit and RBI against both Indiana State, March 4, and Iowa, March 8, both as a pinch-hitter... recorded

Ricky Marshall's Career Statistics

YEAR	ERA	W-L	APP	GS	CG	SHO	SV	IP	H	R	ER	BB	SO	2B	3B	HR	AB	BAA	WP	HBP	BK	SFA	SHA
2009	4.60	4-3	24	7	0	0	1	58.2	75	41	30	37	52	16	1	4	284	.316	10	5	2	0	4

Career Bests | Innings: 6.1 at Tenn. Martin (5/2/09) | Strikeouts: 5 at Tenn. Martin (5/2/09) | *Runs: 1 vs. Milwaukee (3/13/09) | *Hits: 6 vs. Milwaukee (3/13/09) | *Walks: 2 at Tenn. Martin (5/2/09) | * - fewest allowed in start of five-plus innings

Shayne Martin's Career Statistics

YEAR	AVG	GP	GS	AB	R	H	2B	3B	HR	RBI	TB	SLG	BB	HBP	SO	GDP	OBP	SF	SH	SB	ATT	PO	A	E	FLD
2007(M)	.301	29	17	73	9	22	2	1	0	6	26	.356	5	1	17	1	.354	0	1	1	1	13	26	10	.796
2008(M)	.270	39	32	89	19	24	2	2	0	7	30	.337	18	0	27	1	.389	1	1	4	7	49	70	22	.844
TOTAL	.284	68	49	162	28	46	4	3	0	13	56	.346	23	1	44	2	.374	1	2	5	8	62	96	32	.832

(M) - statistics at Tennessee Martin

hits against both SIU Edwardsville, April 5, and Southeast Missouri, April 25, as a late defensive substitution... went 2-for-3 with an RBI and two runs scored in season's final appearance at Middle Tennessee, April 29.

As a sophomore transfer in 2008 – Purcell played in 26 contests, including 15 starts as Govs No. 2 catcher... batted .167 with six RBI, including .200 average in OVC play... recorded first APSU hit in second game against Valparaiso, Feb. 23... had season's best night in second game against East Tennessee, going 1-for-3 with two-run home run... had a hit in start against Jacksonville State, March 30... had a four-game hit streak... was 1-for-3 with two RBI against Belmont, April 15, and followed that with an RBI and 1-for-2 outing against Tennessee Tech, April 19... walked and scored in lone plate appearance at Evansville, April 23, keeping hit streak alive... started second game of Southeast Missouri and went 1-for-4... started Tennessee Martin series opener and went 1-for-5, recording season's lone stolen base... streak ended in second game of UTM series with 0-for-3 outing... made season's final appearance with start against Murray State, May 17, going 1-for-3.

Career Recap: Walters State CC

Under head coach Ken Campbell played 21 games as catcher... batted .415 with 14 RBI... his .732 slugging percentage included four doubles and three home runs in his 41 at-bats... transferred to Walters State after one year at Columbia State, where he received a redshirt.

Personal

Joshua Michael Purcell is the son of Mike and Pam Purcell... born Oct. 31, 1986... has a younger brother, Justin (19)... majoring in communications-internet technology with a minor in graphic design.

11

Dylan Ray

Class: Junior • Height: 6-5 • Weight: 260
Position: RHP • Bats/Throws: R/R
Hometown: Lebanon, Tenn.
Previous School: Lipscomb



Career Honors and Awards

- Atlantic Sun All-Academic Team: S08

Career Recap: Austin Peay

As a sophomore transfer in 2009 – Ray made 10 relief appearances, finishing with a 1-0 record and 9.24 ERA... picked up victory in relief at Tennessee, Feb. 24, after allowing three unearned runs in one inning... struck out two batters in one inning against Ball State, March 1... did not allow an earned run in first four appearances (4.2 innings)... was tagged for four runs in two innings of Govs blowout loss against Iowa, March 8, to end scoreless streak... recovered with 1.2 scoreless innings of relief at Mississippi, March 10... saw ERA balloon in season's final outings as he surrendered two or more runs in three of final four appearances, including season's

final outing at Western Kentucky, April 28.

Career Recap: Lipscomb

As a freshman in 2008 – A non-scholarship player, Ray made two starts for the Bisons and pitched 3.1 innings... went 3.1 innings in start at Evansville, March 3, giving up one run in each inning pitched and striking out four... started against Middle Tennessee, April 8, but did not retire a batter.

Personal

Jeffery Dylan Ray is the son of Jeff and Marcia Ray... born October 16, 1987... has two older sisters, Casi (25) and Jessi (23)... majoring in business... played prep career at Friendship Christian High School.

33

Jeff Smith

Class: Freshman • Height: 6-0 • Weight: 180
Position: C • Bats/Throws: R/R
Hometown: Valparaiso, Ind.
Previous School: IMG Academy (Fla.)



Career Honors and Awards

- Dean's List: F09
- AD's Honor Roll: F09

Career Recap: IMG Academy

Batted .360 with 14 RBI at IMG Academy, recording six doubles and 14 walks in 50 at-bats.

Personal

Jeffrey Daniel Smith is the son of Jim and Easter Smith... born Sept. 14, 1989... has an older brother, Chris (23)... majoring in health and human performance... played prep career at Chesterton High School.

Josh Purcell's Career Statistics

YEAR	AVG	GP	GS	AB	R	H	2B	3B	HR	RBI	TB	SLG	BB	HBP	SO	GDP	OB%	SF	SH	SB	ATT	PO	A	E	FLD
2008	.167	26	15	48	9	8	0	0	1	6	11	.229	5	2	17	1	.273	0	2	1	1	107	8	3	.975
2009	.261	16	2	23	4	6	0	0	0	3	6	.261	0	2	9	0	.320	0	0	0	0	34	4	2	.950
TOTAL	.197	42	17	71	13	14	0	0	1	9	17	.239	5	4	26	1	.288	0	2	1	1	141	12	5	.968

Career Bests | Hits: 2 at Middle Tenn. (4/29/09) | Runs: 2 at Middle Tenn. (4/29/09) | RBI: 2 vs. Belmont (4/15/08) | Hit Streak: 4 games (4/15/08 - 5/3/08)

Dylan Ray's Career Statistics

YEAR	ERA	W-L	APP	GS	CG	SHO	SV	IP	H	R	ER	BB	SO	2B	3B	HR	BF	BAA	WP	HBP	BK	SFA	SHA
2008(L)	27.00	0-1	2	2	0	0	0	3.1	12	10	10	3	4	3	0	2	24	.500	0	0	0	0	0
2009	9.24	1-0	10	0	0	0	0	12.2	21	16	13	11	6	2	1	6	69	.389	0	2	0	1	1
TOTAL	12.94	1-1	12	2	0	0	0	16.0	33	26	23	14	10	5	1	8	93	.423	0	2	0	1	1

Career Bests | Innings: 2.0 vs. Middle Tenn. (4/1/09) | Strikeouts: 2 vs. Ball State (3/1/09) | all most as a reliever



Jack Snodgrass

Class: Senior (RS) • Height: 6-6 • Weight: 214
 Position: LHP • Bats/Throws: L/L
 Hometown: Bowling Green, Ky.
 Previous School: Walters State CC



Career Honors and Awards

- 08-09 OVC Commissioner's Honor Roll
- Dean's List: F08
- AD's Honor Roll: F08, S09, F09

Career Recap: Austin Peay

As a senior redshirt in 2010 – Snodgrass will miss this season due to shoulder surgery during the fall.

As a junior transfer in 2009 – Snodgrass made 14 appearances, including 10 starts, finishing campaign with 3-3 record and 7.33 ERA... made five OVC starts, finishing 1-3 with 11.14 ERA... was

roughed up in season's first start at Lamar, Feb. 22, allowing four earned runs in 3.2 innings but did not receive decision... recorded season's first victory in next outing, allowing one earned run and striking out four in 6.2 innings against Indiana State, March 4... surrendered three runs but struck out five in five innings at Mississippi, March 10... season's second victory came after allowing one run in six innings against Milwaukee, March 15... could not get on track in conference play... recorded only conference victory against Tennessee Tech when he made start as No. 1, allowing one run and striking out seven over 6.2 innings... tossed Gobs only complete game in rain-shortened Tennessee Martin series finale, allowing three earned runs over five innings while suffering loss.

Career Recap: Walters State CC

Played under head coach Ken Campbell as a pitcher for the Senators... as a sophomore, posted a 6-0 record in 11 appearances, striking out 54 in 53 innings... as a freshman, posted a 5-2 record in 12 appearances, striking out 51 in 54.1 innings... helped Walters State win a combined 99 combined games in the 2007 and 2008 seasons... joins former Walters State teammate Josh Purcell on the 2009 Governors roster.

Personal

Steven Jackson Snodgrass is the son of Steve and Mary Lee Snodgrass... born December 10, 1987... has a younger brother, Lee (17)... majoring in health and human performance... played prep career at Bowling Green HS.



Scott Uebelhor

Class: Freshman • Height: 5-9 • Weight: 165
 Position: 3B • Bats/Throws: R/R
 Hometown: Franklin, Tenn.
 Previous School: Franklin Road Academy



Career Recap: Franklin Road Academy

Under head coach George Weicker he was a All-District 9-AA selection for the second consecutive season... hit .390 with 11 doubles and 29 RBI while also posting a .574 on-base percentage... also was a pitcher, posting a 6-2 record... he was selected to the TBCA Region 5-6 Showcase.

Personal

Scott Louis Uebelhor is the son of Stephen and Karen Uebelhor... born Nov. 30, 1990... has a younger brother, Robert (14)... majoring in business.



David Vicini

Class: Senior • Height: 6-4 • Weight: 198
 Position: RHP • Bats/Throws: R/R
 Hometown: Lexington, Ky.
 Previous School: Lexington Catholic HS



Career Honors

- Dean's List: F09
- AD's Honor Roll: S05, F05, S06, F06, F07, S08, F08, S09, F09

Career Recap: Austin Peay

As a senior redshirt in 2009 – Vicini missed the 2009 campaign due to injury.

As a junior in 2008 – Vicini made 22 appearances, including 10 starts... finished season with 2-4 record and 4.95 ERA... in OVC play finished with 2-1 record and 4.40 ERA... was penciled in as team's No. 2 starter during fall and preseason, but

lost two of first three starts and moved into long relief role... in those first three starts the Gobs provided little run support as he was the losing pitcher in an 11-5 decision to Valparaiso and a 9-1 decision to Indiana then had a no decision in a 12-4 loss to Dayton... surrendered just 14 (10 earned) of the 32 runs allowed in those games... made 10 relief appearances in between starts... went four consecutive relief appearances (6.0 IP) without surrendering a run... came on in emergency relief for Ryne Harper – who threw just five pitches – against Morehead State, April 5, and went six innings, allowing one run and striking out six, but did not factor in the decision as the bullpen surrendered the lead late... returned as No. 2 starter at Samford, April 12, and recorded team's first complete game in loss... moved to No. 3 spot for start against Tennessee Tech and pitched admirably, surrendering just three runs over 6.1 innings to pick up season's first victory... at Southeast Missouri, April 26, did not make it out of the fourth inning after surrendering six runs (four earned) on six hits in game Gobs eventually won... made season's best start in no decision effort against Tennessee Martin, May 4, allowing two runs while striking out seven batters over nine innings, but Gobs lost

Jack Snodgrass' Career Statistics

YEAR	ERA	W-L	APP	GS	CG	SHO	SV	IP	H	R	ER	BB	SO	2B	3B	HR	AB	BAA	WP	HBP	BK	SFA	SHA
2009	7.33	3-3	14	10	1	0	0	54.0	73	57	44	29	40	17	1	7	266	.319	2	4	3	2	2

Career Bests | Innings: 6.2 vs. Tenn. Tech (4/18/09) | Strikeouts: 7 vs. Tenn. Tech (4/18/09) | *Runs: 1 vs. Milwaukee (3/15/09) | *Hits: 3 vs. Tenn. Tech (4/18/09) | *Walks: 1 vs. Milwaukee (3/15/09) | * - fewest allowed in start of five-plus innings

game in 10th inning... posted second straight complete-game effort at Eastern Illinois, scattering 11 hits over seven innings... finished regular season with third straight quality start against Murray State allowing two runs over 6.1 innings... started Govs OVC Tournament contest against Tennessee Tech and surrendered five runs over 5.1 innings in loss.

As a sophomore in 2007 – Led all Govs pitchers with 25 appearances... posted 2-1 record with two saves and a 3.64 ERA... allowed only 5-of-19 (26 percent) inherited runners to score made his season's only start against Cincinnati, Feb. 19, pitching three innings, allowing five runs on seven hits, walking two and striking out four... was then relegated to a reliever role and allowed only two runs while striking out five in his next four appearances... made his season's longest relief appearance at Indiana State, March 14, pitched 5.2 innings, allowed two runs on five hits while walking two and striking out a season-best six batters... picked up his season first win in relief against Belmont, March 21, pitched 2.1 scoreless innings, allowing one hit and striking out two batters... came on with the bases loaded and two outs in game two at Jacksonville State, March 24, and got a ground-ball to end the inning... his second win came in game two against Southeast Missouri, April 22, pitched 3.1 no-hit innings and struck out two... pitched 4.2 innings against No. 13 Mississippi State, May 8, allowing one run on three hits and striking out three... picked up his season's second save, recording the final two outs against Jacksonville State, May 25, at the OVC Tournament... made two appearances during NCAA Nashville Regional... got two outs against Vanderbilt in tournament opener, but was charged with the loss after departing the mound two men on base... returned to the hill against Vanderbilt in elimination game and went 3.1 innings allowing four runs on six hits... during 2007 summer was named to 2007 All-Alaska Baseball League Team, playing for Anchorage Glacier Pilots... then went to Havasu (Ariz.) Heat where he pitched in National Baseball Congress World Series, which the Heat eventually won.

As a freshman in 2006 – Had 11 appearances in his freshman campaign, earning two wins... had season-best performance in his first ever collegiate start against Youngstown State, March 11, allowing just one hit over six scoreless innings, walking four batters and striking out five... picked up his season's second victory limiting Memphis to one hit over 1.1 innings as the Govs exploded to beat Memphis, 14-6, on March 26.

Career Recap: Lexington Catholic HS

Under head coach Rodney Martin, went 11-2 with 1.78 ERA at Lexington Catholic in 2005... voted the Knights' best pitcher and named to 42nd District all-tournament team as team finished second in the district tournament and advanced to the Region 11 semifinals... a two-sport athlete, he was a top wide-receiver on the football team, finishing with 35 receptions and 581 yards as the team went 10-2, winning the District 6-AAA division.

Personal

David Allen Vicini Jr. is the son of David and Cheryl Vicini... born Dec. 5, 1986... has three younger siblings: Nick (20), Jake (15) and McKenna (nine)... earned bachelor's degree in business management, May 2009... currently obtaining master's degree in business management with May 2010 target date.



Keith Dorris/Dorris Photography

David Vicini's Career Statistics

YEAR	ERA	W-L	APP	GS	CG	SHO	SV	IP	H	R	ER	BB	SO	2B	3B	HR	AB	BAA	WP	HBP	BK	SFA	SHA
2006	6.19	2-0	11	1	0	0	0	16.0	19	16	11	10	8	0	0	2	82	.279	6	3	1	1	0
2007	3.91	2-2	27	1	0	0	2	46.0	51	25	20	14	37	6	1	2	205	.279	4	3	0	4	1
2008	4.95	2-4	22	10	2	0	0	72.2	91	48	40	19	52	10	2	3	334	.308	3	10	2	5	5
2009	11.42	1-2	6	0	0	0	0	8.2	16	11	11	2	7	1	0	3	45	.410	1	3	0	0	1
TOTAL	5.15	7-8	66	12	2	0	2	143.1	177	100	82	45	104	17	3	10	666	.303	14	19	3	10	7

Career Bests | Innings: 9.0 vs. Tenn. Martin (5/4/08) | Strikeouts: 7 vs. Tenn. Martin (5/4/08) | *Runs: 0 vs. Youngstown St. (3/12/06) | *Hits: 1 vs. Youngstown St. (3/12/06) | *Walks: 0 vs. Eastern Ill. (5/10/08) | * - fewest allowed in start of five-plus innings

23

Gary McClure

Position: Head Coach
 Experience: 23rd Season
 Career Record: 650-603-4
 Alma Mater: Austin Peay, 1987



Entering his 23rd season as the Governors head coach, Gary McClure has earned many accolades, and reached several milestones while building Austin Peay's baseball program into one of the Ohio Valley Conference's perennial powerhouses.

The 2000s were particularly memorable for McClure as his teams have won 315 games in the decade, three Ohio Valley Conference regular-season crowns, two OVC tournament championships and record the programs first-ever NCAA tournament victory. However, the 2007

OVC tournament championship may be seen as a crowning achievement in his storied career.

It was the Governors fourth OVC championship, the third under McClure's tutelage. In addition, the tournament-clinching victory against Jacksonville State was the 600th win in McClure's distinguished career, making him only the third coach in OVC history to record 600 or more victories – joining Murray State's Johnny Reagan (776 wins, 1958-93) and Eastern Kentucky's Jim Ward (628, 1981-01).

The accomplishment came on the heels of McClure earning his fourth OVC "Coach of the Year" honor while leading the Govies to their sixth regular-season title, the fifth under McClure. The 2007 team's 40 wins stand as the second most in school history.

It was the second time in three seasons McClure led the Governors to the NCAA tournament. In 2005, the Govies made their second-ever NCAA Tournament appearance in Knoxville and finished the campaign with a 38-24 overall mark and the O'Reilly OVC Baseball Tournament championship.

During his tenure at Austin Peay, the Govies have achieved 16 of the

program's 19 league tournament appearances in school history. He led the 1996 squad to APSU's first-ever NCAA Division I tournament appearance.

In addition, 10 of his teams have posted 30-win seasons, including a school-record 44-win campaign by that storied 1996 squad.

Starting with the 1999 season, McClure's teams posted a school-record nine consecutive non-losing seasons. The 2003 campaign's 27-27-1 mark ended a school-record streak of four consecutive winning seasons that has been matched again from 2004-07. He also has led the Govies to seven consecutive winning seasons in OVC play, his teams posting a 109-65 (.626) mark during that span.

Austin Peay captured the 2004 regular-season crown after leading the conference race wire-to-wire. The back-to-back titles were the first in Austin Peay history while the 20 conference wins were a school and then-OVC record with the 35 overall victories being the third most in school history.

The .500 mark in 2003 belied a remarkable season that saw Austin Peay grab its first regular-season crown in seven years on the season's final day. The Govies 14-5-1 conference mark that season tied the then school-record for conference wins, with the .725 conference winning percentage the best during McClure's tenure at the time.

The new century has seen Austin Peay's baseball team reach greater heights as they opened the 2000s with 30-win seasons in 2000, 2001, 2002, 2004, 2005 and 2007. During that span the Govies reached the OVC Tournament Championship game in 2001, clinched back-to-back OVC regular-season titles in 2003 and 2004 and won both the 2005 and 2007 tournament crowns.

The 1990s saw McClure's teams reach the 30-win mark in all but three seasons, averaging 30 wins during the decade's final five seasons. The decade included two OVC regular-season titles (1994 & 1996) and the Governors' first league tournament championship in 1996. The 1996 season was a memorable one as the Governors posted a school-record 44 wins, the second-most in OVC history. A regular-season title and a NCAA Play-In series victory against Southern University propelled the

McCLURE NOTEBOOK

CAREER NOTES

- Currently ranks second all-time on OVC career wins list, his 650 victories only behind legendary Murray State head coach Johnny Reagan (776 wins, 1958-93).
- His teams compiled 315 victories during the 2000s, including 139 OVC wins. The Govies recorded three OVC regular-season titles – the most of any OVC program during the decade – and two OVC tournament titles in that span.
- While at Austin Peay he has coached 32 All-OVC players, seven conference pitchers of the year and two conference players of the year
- Has coached 21 players selected in Major League Baseball's First-Year Player Draft, including three current major leaguers: George Sherrill (Los Angeles [NL]), A.J. Ellis (Los Angeles [NL]) and Shawn Kelley (Seattle). In addition, 12 players signed free-agent contracts prior to the draft.
- He is one of five OVC coaches currently coaching at their alma mater, along with Southeast Missouri's Mark Hogan, Murray State's Rob McDonald, Morehead State's Jay Sorg and Eastern Kentucky's Jason Stein.

PLAYING EXPERIENCE

1982-84, Southeastern CC (Iowa)
 1984-86, Cumberland (Tenn.)

PERSONAL

B.S., Austin Peay, 1987 (Physical Ed.)
 M.A., Austin Peay, 1988 (Health/Physical Ed.)
 Wife Amy and a son, Alex



APSU Sports Information

Governors to the NCAA tournament for the first time as a NCAA Division I member.

On the field, McClure's players have earned a number of awards, including two OVC "Player of the Year" awards (Randy McDermott in 1992 and Nate Manning in 1996) and seven OVC "Pitcher of the Year" honors: Shawn Kelley (2007), Rowdy Hardy (2005), Jeff Mault (2004), Mike Weel (2000), Shane Dortch (1994), Craig Smith (1996) and Jamie Walker (1992).

McClure also has cultivated 32 first-team All-OVC players in that span.

Additionally, McClure has seen a number of players advance to the professional level. During his career, 33 players have been signed by major league ball clubs. Currently three of his former players are on a major-league roster: pitcher George Sherrill and catcher A.J. Ellis both are with the Los Angeles Dodgers while pitcher Sean Kelley is with the Seattle Mariners.

Raymond C. Hand Park has been a source of pride for Austin Peay and McClure. The most recent change has been the addition of concrete retaining walls along both foul lines, changing both the look and play of the Govs jewel. In addition baseball offices, a locker room and clubhouse were added to the complex just outside the facility's front gate prior to the start of the 2004 season. In 2001, McClure spearheaded facility improvements that saw the laying of brick in the dugouts and around the backstop. He also led the installment of an irrigation system, new fencing, updated lighting and a \$100,000 improvement project that saw the installation of chair-back seating in 1994. Most recently, McClure undersaw the addition of a metal wall in 2007 which included an extended centerfield section that serves as a "Batter's Eye."

At the conference level, McClure was key in the movement of the OVC Tournament to a neutral site, the 2001 tournament being held at Brooks Stadium in Paducah, Ky. Prior to that the tournament was hosted by the regular-season champion.

McClure officially was named head coach on June 23, 1988, after serving as interim head coach during the 1988 season. During his interim season, McClure led the Governors to a 23-27 mark, a seven-game improvement over the previous season, despite the loss of two key starters during the season.

He was named interim coach, Oct. 14, 1987, following the resignation of then-head coach Billy Merkel. Prior to being named interim coach, McClure served as the team's graduate assistant. He earned his graduate degree that spring despite the additional coaching responsibilities.

McClure served as a student assistant during 1987, joining the Governors after completing his eligibility at Cumberland University (Tenn.). He was a second baseman and shortstop for Woody Hunt at Cumberland, the team compiling a 34-16 record during his junior season. During his senior season, Cumberland ended the season ranked 12th-nationally, winning 43 games. McClure hit better than .300 during his two seasons.

Prior to his stint at Cumberland, McClure was an all-region honoree at Southeastern Community College (Iowa), setting records for his defensive work at second base. He also led Southeastern in hitting as a freshman.

He continued his baseball playing in the Dallas Amateur Baseball Association, where he was voted the No. 1 shortstop in the league during the 1986 season.

Gary is married to Amy and they have a son, Alex, who is playing collegiate baseball at Middle Tennessee.

McCLURE YEAR-BY-YEAR

Year	Record	Pct.	OVC	Pct.	Place
1988	23-27-0	.460	10-12-0	.455	3rd-S
1989	32-25-1	.560	10-7-0	.588	3rd
1990	31-25-0	.554	6-8-0	.429	4th
1991	15-37-1	.292	6-11-0	.353	5th
1992	29-28-1	.509	14-7-0	.667	2nd
1993	30-22-0	.577	13-8-0	.619	5th
1994	27-31-0	.466	12-6-0	.667	1st
1995	24-32-0	.429	9-12-0	.429	6th
1996	44-22-0	.667	13-7-0	.650	t-1st
1997	28-31-0	.475	14-10-0	.583	3rd
1998	23-32-0	.418	9-15-0	.375	8th
1999	29-27-0	.518	13-10-0	.565	5th
2000	32-27-0	.542	14-10-0	.583	4th
2001	32-30-0	.516	9-12-0	.429	5th
2002	30-27-0	.526	12-9-0	.571	3rd
2003	27-27-1	.500	14-5-1	.725	1st
2004	35-21-0	.625	20-7-0	.741	1st
2005	38-24-0	.613	16-11-0	.593	2nd
2006	32-27-0	.542	14-13-0	.519	5th
2007	40-22-0	.645	19-8-0	.704	1st
2008	27-29-0	.482	14-12-0	.538	3rd
2009	22-30-0	.423	7-12-0	.368	9th
Total	650-603-4	.519	268-212-1	.558	

NCAA TOURNAMENT APPEARANCES - 3

- 1996 South II Regional (Baton Rouge, La.)
- 2005 Knoxville Regional
- 2007 Nashville Regional

OVC REGULAR-SEASON CHAMPIONSHIPS - 5

1994, 1996, 2003, 2004, 2007

OVC TOURNAMENT CHAMPIONSHIPS - 3

1996, 2005, 2007

McCLURE MILESTONES

Victories

Win #	Date	Opponent (Score)
1	2/27/1998	vs. Trevecca (8-1)
100	5/2/1991	vs. Southern Illinois (13-2)
173	4/2/1994	at Eastern Kentucky (12-1) <i>became APSU's winningest head coach</i>
200	4/8/1995	vs. Morehead State (6-5)
300	4/14/1998	vs. Louisville (12-5)
400	2/23/2002	vs. Xavier-Ohio (4-3)
500	3/15/2005	at Lipscomb (13-5)
600	5/26/2007	nt. Jacksonville State (3-2)

OVC Victories

Win#	Date	Opponent (Score)
1	3/6/1988	at Tennessee State (7-4)
50	1993	Morehead State (4-3)
100	4/5/1997	vs. Eastern Kentucky (8-7)
150	5/5/2001	at Murray State (5-2)
200	4/3/2005	vs. Samford (3-2)
250	4/5/2008	vs. Morehead State (26-4)



The McClure Family: Amy, Alex and Gary.

Contributed Photo

21

Jake Peterson

Position: Assistant Coach
 Experience: Fifth Season
 Alma Mater: Austin Peay, 2005



Govs assistant coach Jake Peterson enters his fifth season as a member of the Governors coaching staff, but has been a member of the Gavs since transferring to the program prior to the 2004 campaign.

Peterson will serve as the Governors assistant in charge of outfield defense and will also work with the team's hitters.

A highly-touted middle infielder, Peterson was a member of two Austin Peay championship teams – earning a regular-season title as a junior and an tournament title as a senior. In two years,

he started all but one game, hit .319 with 22 doubles, 59 RBI and struck out only 43 times – that's once every 9.3 at-bats.

Transferring from Independence Community College in Independence, Kan., Peterson came to Austin Peay in 2004. As a junior transfer, he started all 55 games at second base and batted second in the lineup. He hit .310, piecing together nine hit streaks of three games while reaching base safely in a team-high 18 consecutive games. In the field, he posted a .975 fielding percentage with six errors in 236 chances.

In his senior season, Peterson was even better. He hit .328 and was the toughest Gov to strikeout, going down on strikes once every 15.36 plate appearances. Midway through the season, he tabbed a 20-game hit-streak, where he hit .466 with 11 multi-hit games. At the time, the streak was the Gavs longest since the 2000 season.

He was named second-team All-OVC after hitting .386 in conference play with a .453 on-base percentage. Peterson and the Gavs won the O'Reilly/OVC Tournament and made Austin Peay's second-ever NCAA Regional Tournament appearance.

At Independence, Peterson hit .390 with nine home runs and a team-best 54 RBI in his sophomore season. He was named to the 2003 Kansas Jayhawk Community College Conference first-team and was the Eastern Division Most Valuable Player. In addition, he was named to the NJCAA Division I All-Region VI Baseball first-team.

He is married to the former Nicole Loos, special events coordinator at Austin Peay. She was named Mrs. Tennessee United States in 2009. They have a son, Paxton, born prior to the 2010 season.



Photo by Keith Dennis

PETERSON NOTEBOOK

CAREER NOTES

- Following his playing career, stayed at Austin Peay to complete work on master's degree. Spent the year as a graduate assistant for the Governors basketball team before moving into the same role for the Gavs baseball team.
- In two seasons with the Gavs, played in all 111 games and started 110 contests. Finished career with .319 batting average and 43 strikeouts in 401 at-bats.
- Was a member of Gavs 2005 NCAA Tournament team, earning second-team All-OVC recognition. Recorded a .328 batting average and was a strikeout victim just 15 times in 198 at-bats.
- At Independence CC, he was a 2003 NJCAA Division I first-team All-Region VI selection after hitting .390 with 54 RBI as a sophomore.

COACHING EXPERIENCE

2006-current, Austin Peay, Assistant

PLAYING EXPERIENCE

2004-05, Austin Peay
 2002-03, Independence (Kan.) CC

PERSONAL

A.B., Independence (Kan.) CC, 2003 (Safety, Health and Wellness)
 B.S., Austin Peay, 2005 (Health and Human Performance)
 M.A., Austin Peay, 2007 (Sports Leadership and Wellness)
 Married to Nicole (Loos) and a son, Paxton

32

Joel Mangrum

Position: Assistant Coach

Experience: First Season

Alma Mater: Mississippi College, 2005



Joel Mangrum joins the Gobs coaching staff after serving the last three seasons at Milligan College, where he was the program's pitching coach and recruiting coordinator.

Mangrum will be the Governors pitching coach this season and also will be directing the team's recruiting efforts.

During his tenure with the Buffaloes, the pitching staff's earned-run average was ranked among the NAIA's top 20 nationally each season. They led the nation in 2007, posting a 2.64 ERA, and were fourth in 2009 (3.48).

During the 2009 Milligan campaign, Mangrum's pitching staff included two all-conference pitchers, including the league's "Relief Pitcher of the Year." Right-handed pitcher Colin Duffie led the Appalachian Athletic Conference and was sixth in the nation in ERA (1.88) and ranked 22nd in opponent's batting average (.207). In addition, right-hander Jason Trivett led the AAC and finished fifth nationally with a school-record 12 saves.

In his first season at Milligan, Mangrum coached Nathan Fritz who led the NAIA in earned-run average and was an all-conference selection. Fritz also became the first Milligan player in eight seasons to sign a professional contract, signing with the Minnesota Twins.

"Joel's been a coach for awhile and has tremendous pitching knowledge," said McClure. "I'm excited about what he's going to bring to the program. He's a disciple of former Tennessee pitching coach Fred Corral (current pitching coach at Memphis) and Vanderbilt pitching coach Derrick Johnson and both of them recommended him highly."

Following graduation, Mangrum returned to Hinds Community College to begin his coaching career. In his only season, he instructed

outfielders and hitters.

Mangrum graduated from Mississippi College in 2005 where he was an All-American Southwest Conference honorable mention selection in 2005 as a designated hitter after batting .351. Prior to that he was a pitcher and infielder at Hinds Community College in Raymond, Miss., where he was an All-Region 23 selection.

A Brandon, Miss., native, Mangrum graduated from Northwest Rankin High School in 2001.

He is married to the former Andrea Roberts, who is currently the head softball coach at East Tennessee.

27

Joel Pedretti

Position: Volunteer Assistant

Experience: First Season

Alma Mater: Oklahoma, 2007



Joel Pedretti joins the Governors coaching staff for the 2009 campaign. He will assist the team's infielders and hitters.

Originally from Merced, Calif., Pedretti played collegiately at Oklahoma.

He began his playing career at Merced Community College where he was coached by his father, Chris. Pedretti was a first-team All-Central Valley Conference selection as a sophomore after batting .309 with four home runs and 23 RBI while leading the Blue Devils with 38 runs scored.

Pedretti graduated with a bachelors degree in history from Oklahoma in 2007.

Team Managers



Aaron Ferrell
Student Manager



Todd Haley
Student Manager

MANGRUM NOTEBOOK

CAREER NOTES

- In three seasons at Milligan his pitching staff's ERA ranked among the NAIA's top 20 each season, leading the NAIA in 2007, ranking 20th in 2008 and fourth in 2009
- The 2009 Milligan pitching staff had two players (out of five possible positions) named all-conference, including the league's "Relief Pitcher of the Year"
- Coached Nathan Fritz, the first Milligan Pitcher in eight seasons to sign a professional contract
- Collegiately, he was a true utility man, pitching and playing infield at Hinds CC then playing infield and outfield at Mississippi College where he received honorable mention all-conference recognition as a designated hitter

COACHING EXPERIENCE

- 2009-current, Austin Peay, Assistant
- 2006-09, Milligan, Assistant
- 2005-06, Hinds CC, Assistant

PLAYING EXPERIENCE

- 2004-05, Mississippi College
- 2002-03, Hinds CC

PERSONAL

- B.S., Mississippi College, 2005 (Exercise Science)
- Married to Andrea (Roberts), head softball coach at East Tennessee

GOVERNORS BASEBALL

Entering its 62nd year, the Ohio Valley Conference continues to build on the success that has made it the nation's eighth-oldest NCAA Division I conference. For only the second time in a decade, the Conference expanded by adding Southern Illinois University Edwardsville as the league's 11th member in 2008. The move expanded the OVC's geographical footprint to the St. Louis market and marked the first change in membership since expanding to the state of Alabama (Jacksonville State, Samford) in 2003.

The 2009-10 school year saw a change in leadership as Beth DeBauche was named the seventh full-time commissioner in league history on July 28. She is currently one of just five females to be the head of a Division I conference, and one of just eight to lead a Division I conference all-time. The last three commissioners of the OVC have moved onto jobs as the commissioner of the Big Ten, Big 12 and the Mid-American Conferences.

The OVC's proud past dates back to 1948, but seeds for the new league were actually planted in 1941. It was then that Roy Stewart, the athletics director at Murray State, Charles (Turkey) Hughes, the athletics director at Eastern Kentucky, and Kelly Thompson, the public relations director at Western Kentucky, first broached the idea of forming a new conference. Discussions were put on hold by World War II, but reemerged Feb. 27-28, 1948 at the Kentucky Hotel in Louisville as the three original institutions combined with Morehead State, Louisville and Evansville to form the OVC.

Now in its seventh decade of competition, the OVC has grown significantly from its humble beginnings while increasing the number of athletics opportunities it provides for students. Current league representatives include charter members Eastern Kentucky, Morehead State and Murray State, along with Austin Peay, Eastern Illinois, Jacksonville State, Southeast Missouri, SIU Edwardsville, Tennessee State, Tennessee Tech and the UT Martin.

The league's baseball presence has continued to evolve since its inception. The OVC baseball tournament moved to a neutral site for the first time in 2001 with Paducah, Ky. and Brooks Stadium hosting the tournament in front of raucous crowds. The success of the tournament led to Jackson, Tenn. and Pringles Park – the home of the Seattle Mariners' Class AA affiliate – which will host the tournament beginning in 2010.

The OVC also has made a statement in the NCAA Baseball Championship in recent years, with its teams involved in several memorable contests in the last decade. Tennessee Tech surprised Wake Forest in the opening round of the 2001 tournament and Southeast Missouri stunned host Alabama in the opening round of the 2002 championship.

Five years later, Austin Peay captured the collegiate baseball world's attention by taking Vanderbilt, the 2007 No. 1 overall seed, to extra innings. Eastern Illinois pushed host Nebraska to the limit in 2008 followed by Tennessee Tech's memorable contest against host Clemson in 2009.

The OVC has seen several talented baseball players pass through its institutions. Foremost among those was Morehead State's Steve Hamilton, a standout baseball and basketball player, who is the only athlete to play in the NCAA Basketball Championship, a Major League Baseball World Series (with the New York Yankees) and a NBA Championship Series (with the Los Angeles Lakers).

The latter half of the 2000s saw the OVC produce a reliever from the 2007 draft (Austin Peay's Shawn Kelley with the Mariners), 2008 first-round selection Chris Frederich, of Eastern Kentucky, and 2009 early-round picks: Eastern Illinois' Tyler Kehrer and Jacksonville State's Ben Tootle. Frederich and Kehrer were each selected in the draft's first round, a first for the OVC. The league closed 2009 with six alumni on Major League rosters.



Office of the Commissioner
278 Franklin Road, Suite 103
Brentwood, TN 37027

Phone: (615) 371-1698
Fax: (615) 371-1788
www.OVCSports.com

CONFERENCE STAFF

Commissioner Beth DeBauche
Assoc. Commissioner/Operations Brad Walker
Asst. Commissioner/Championships..... Jennifer Gibbs
Asst. Commissioner/Media Relations Kyle Schwartz
Asst. Commissioner/External Affairs Brian Pulley
Asst. Commissioner/Institutional Services Matthew Banker
Director of Media Relations..... Heather Brown

2010 OVC BASEBALL CHAMPIONSHIP

The Ohio Valley Conference Baseball Championship begins a new era when it visits Pringles Park in Jackson, Tenn., for the annual six-team, double-elimination tournament.



Pringles Park, which opened in 1988 and seats 6,000 fans, serves as the home facility for the Class AA West Tenn Diamond Jaxx. The venue hosted the 1999 Southern League All-Star Game and will also host that event in 2011. Pringles Park also has luxury suites, a video board and merchandise shop that will be used for the championship.

The 2010 season will end with the 31st edition of the OVC Baseball Championship. The first elimination style tournament was held in 1980, most usually being played at the site of the regular season champion. Beginning in 2001 the tournament switched to a neutral site for the first time, as the last nine championships have been held at Brooks Stadium in Paducah, Ky.

Since the move to a neutral site, six teams have claimed the OVC's tournament championship and the league's automatic bid into the NCAA Division I Baseball Championship: Austin Peay (2005 and 2007), Eastern Illinois (2008), Jacksonville State (2004 and 2006), Murray State (2003), Southeast Missouri (2002) and Tennessee Tech (2001 and 2009).



GOVERNORS BASEBALL

AUSTIN PEAY (APSU)

Location Clarksville, Tenn.
 Member since 1962
 Enrollment 10,188
 Nickname Governors
 School Colors Red and White
 Head Coach Gary McClure
 Assistant Coaches Joel Mangrum
 Jake Peterson and Joel Pedretti
 2009 Record (OVC/Finish) 22-30 (7-12/9th)
 Baseball Contact Cody Bush
 Office Phone (931) 221-7561
 E-Mail bushc@apsu.edu
 Fax Number (931) 221-7562
 Press Box Phone (931) 221-7406

www.LetsGoPeay.com

EASTERN ILLINOIS (EIU)

Location Charleston, Ill.
 Member since 1996
 Enrollment 11,966
 Nickname Panthers
 School Colors Blue and Gray
 Head Coach Jim Schmitz
 Assistant Coaches Skylar Meade
 James Conrad and Drew Locascio
 2009 Record (OVC/Finish) 31-19 (13-5/1st)
 Baseball Contact Ben Turner
 Office Phone (217) 581-7020
 E-Mail bwturner@eiu.edu
 Fax Number (217) 581-6434
 Press Box Phone (217) 581-8464

www.EIUPanthers.com

EASTERN KENTUCKY (EKU)

Location Richmond, Ky.
 Member since 1948
 Enrollment 16,200
 Nickname Colonels
 School Colors Maroon and White
 Head Coach Jason Stein
 Assistant Coaches Jerry Edwards,
 Shawn Thompson and Todd Weaver
 2009 Record (OVC/Finish) 27-24 (10-13/7th)
 Baseball Contact Steve Fohl
 Office Phone (859) 622-1253
 E-Mail steve.fohl@edu.edu
 Fax Number (859) 622-5108
 Press Box Phone (859) 622-1958

www.EKUSports.com

JACKSONVILLE STATE (JSU)

Location Jacksonville, Ala.
 Member since 2003
 Enrollment 9,481
 Nickname Gamecocks
 School Colors Red and White
 Head Coach Jim Case
 Assistant Coaches Steve Gillispie
 Travis Janssen and Shayne Kelley
 2009 Record (OVC/Finish) 31-26 (10-13/6th)
 Baseball Contact Greg Seitz
 Office Phone (256) 782-5279
 E-Mail gseitz@jsucc.jsu.edu
 Fax Number (256) 782-5958
 Press Box Phone (256) 782-5533

www.JSUGamecockSports.com

MOREHEAD STATE (MOR)

Location Morehead, Ky.
 Member since 1948
 Enrollment 8,981
 Nickname Eagles
 School Colors Blue and Gold
 Head Coach Jay Sorg
 Assistant Coaches Jason Neal
 Dillon Lawson and C.J. Wamsley
 2009 Record (OVC/Finish) 20-32 (12-10/3rd)
 Baseball Contact Nick VanDemark
 Office Phone (606) 783-5481
 E-Mail n.vandemark@moreheadstate.edu
 Fax Number (606) 783-2550
 Press Box Phone (606) 783-5308

www.MSUEagles.com

MURRAY STATE (MUR)

Location Murray, Ky.
 Member since 1948
 Enrollment 10,078
 Nickname Thoroughbreds
 School Colors Gold and Navy
 Head Coach Rob McDonald
 Assistant Coaches Paul Wyczawski
 Dan Skirka
 2009 Record (OVC/Finish) 34-21-1 (13-8-1/2nd)
 Baseball Contact John Brush
 Office Phone (270) 809-7044
 E-Mail john.brush@murraystate.edu
 Fax Number (270) 809-6814
 Press Box Phone (270) 809-5650

www.GoRacers.com

SOUTHEAST MISSOURI (SEMO)

Location Cape Girardeau, Mo.
 Member since 1991
 Enrollment 10,814
 Nickname Redhawks
 School Colors Red and Black
 Head Coach Mark Hogan
 Assistant Coaches Rick McCarty
 Chris Cafalone and Dave Lawson
 2009 Record (OVC/Finish) 26-25 (12-11/4th)
 Baseball Contact Brett Maikowski
 Office Phone (573) 651-2294
 E-Mail bmmaikowski1s@semo.edu
 Fax Number (573) 651-2810
 Press Box Phone (573) 651-9139

www.GoSoutheast.com

SIU EDWARDSVILLE (SIUE)

Location Edwardsville, Ill.
 Member since 2008
 Enrollment 13,940
 Nickname Cougars
 School Colors Red and White
 Head Coach Gary Collins
 Assistant Coaches Tony Stoecklin
 Kurt Calvert
 2009 Record (OVC/Finish) Reclassifying
 Baseball Contact Eric Hess
 Office Phone (618) 650-3155
 E-Mail ehess@siue.edu
 Fax Number (618) 650-2296
 Press Box Phone (618) 650-3608

www.SIUECougars.com

TENNESSEE MARTIN (UTM)

Location Martin, Tenn.
 Member since 1992
 Enrollment 8,000
 Nickname Skyhawks
 School Colors Navy Blue and Orange
 Head Coach Victor "Bubba" Cates
 Assistant Coach Brad Goss
 Joe Scarano and Trevor Berryhill
 2009 Record (OVC/Finish) 21-30 (10-14, 8th)
 Baseball Contact Ryne Rickman
 Office Phone (731) 881-7632
 E-Mail rrickman@utm.edu
 Fax Number (731) 881-7624
 Press Box Phone (731) 881-7337

www.UTMSports.com

TENNESSEE TECH (TTU)

Location Cookeville, Tenn.
 Member since 1948
 Enrollment 10,850
 Nickname Golden Eagles
 School Colors Gold and Purple
 Head Coach Matt Bragga
 Assistant Coaches Chris Cole
 Larry Bragga and Justin Hogan
 2009 Record (OVC/Finish) 31-24-1 (10-11-1/5th)
 Baseball Contact Nick Heidelberger
 Office Phone (931) 372-3293
 E-Mail heidelberger@tntech.edu
 Fax Number (931) 372-6139
 Press Box Phone Not Available

www.TTUSports.com

PRESS BOX PHONE NUMBERS

Austin Peay (931) 221-7406
 Eastern Illinois (217) 581-8464
 Eastern Kentucky (859) 622-1958
 Jacksonville State (256) 782-5533
 Morehead State (606) 783-5308
 Murray State (270) 809-5650
 Southeast Missouri (573) 651-9139
 SIU Edwardsville (618) 650-3608
 Tennessee Martin (731) 881-7337
 Tennessee Tech Not Available

OVC FIELD DIMENSIONS

Austin Peay 319/373/392/365/327
 Eastern Illinois 340/—/380/—/340
 Eastern Kentucky 340/385/415/350/330
 Jacksonville State 330/375/400/380/335
 Morehead State 325/375/395/305/325
 Murray State 330/—/400/—/330
 Southeast Missouri 335/—/400/—/335
 SIU Edwardsville 330/—/390/—/330
 Tennessee Martin 330/365/385/365/330
 Tennessee Tech 340/—/400/—/340
 Pringles Park 310/—/395/—/320

GOVERNORS BASEBALL

2009 OVC SEASON IN REVIEW



2009 OHIO VALLEY CONFERENCE ALL-CONFERENCE TEAMS

Player of the Year	Jordan Kreke, Eastern Illinois
Pitcher of the Year	Daniel Calhoun, Murray State
Rookie of the Year	Kyle Bluestein, Jacksonville State
Coach of the Year	Rob McDonald, Murray State

FIRST TEAM

C	Jim Klocke, Southeast Missouri
1B	Wes Cunningham, Murray State
2B	Jordan Tokarz, Eastern Illinois
SS	Jordan Kreke, Eastern Illinois
SS	Drew Lee, Morehead State
3B	Jayson Langfels, Eastern Kentucky
OF	Matt Davis, Eastern Kentucky
OF	Daniel Hill, Murray State
OF	Tyrell Cummings, Southeast Missouri
DH	Jason Laws, Murray State
UTIL	Richie Derbak, Eastern Illinois
SP	Mike Recchia, Eastern Illinois
SP	Daniel Calhoun, Murray State
RP	Bill Henke, Jacksonville State

SECOND TEAM

C	Trey Lucas, Austin Peay
1B	Anthony Otrando, Eastern Kentucky
2B	Scott Gladstone, UT Martin
SS	Richie Rodriguez, Eastern Kentucky
3B	Mark Hartsfield, UT Martin
OF	J.D. Ashbrook, Morehead State
OF	Daniel Adamson, Jacksonville State
OF	Miles Hartsfield, UT Martin
DH	Louie Haseltine, Southeast Missouri
UTIL	Michael Bottoms, Morehead State
UTIL	A.J. Kirby-Jones, Tennessee Tech
SP	Chris Craycraft, Murray State
SP	Lee Henry, Tennessee Tech
RP	Daniel Tenholder, Austin Peay

ALL-FRESHMAN TEAM

C/DH	Eric Bainer, Morehead State
2B	Jonathan Craycraft, Murray State
SS	Jon Clinard, Austin Peay
SS	Richie Rodriguez, Eastern Kentucky
SS	Kenton Parmley, Southeast Missouri
3B	Sam Eberle, Jacksonville State
3B	Andrew Deeds, Morehead State
OF	Zach Borenstein, Eastern Illinois
OF	Michael Garcia, Eastern Kentucky
OF	Kyle Bluestein, Jacksonville State
OF	Lucas Bainer, Morehead State
DH	Jacob Daniel, Eastern Kentucky
UT	Ben Burgess, Tennessee Tech

STANDINGS

Team	LEAGUE					OVERALL			
	W	L	T	PCT	GB	W	L	T	PCT
Eastern Illinois	14	4	0	.778	—	36	14	0	.720
Murray State	13	8	1	.614	2½	34	21	1	.616
Morehead State	12	10	0	.545	4	20	32	0	.385
Southeast Missouri	12	11	0	.522	4½	26	25	0	.510
Tennessee Tech	10	11	1	.477	5½	31	24	1	.562
Jacksonville State	10	13	0	.435	6½	31	26	0	.544
Eastern Kentucky	10	13	0	.435	6½	27	24	0	.529
UT Martin	9	15	0	.375	7	20	31	0	.392
Austin Peay	7	12	0	.368	7½	22	30	0	.423
SIU Edwardsville	—	—	—	—	—	15	39	0	.278

OVC regular-season champion: Eastern Illinois

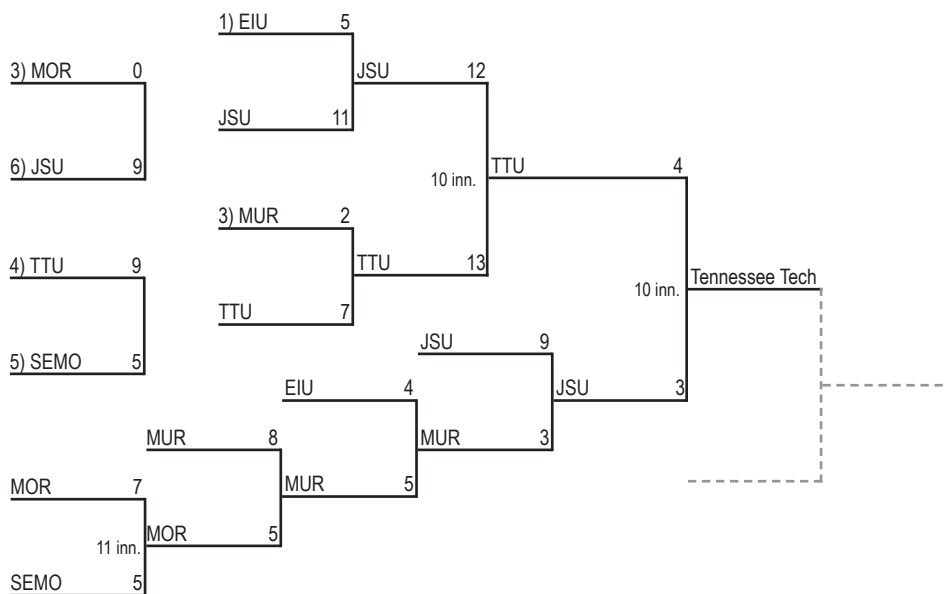
OVC tournament champion: Tennessee Tech

2009 OVC tournament qualifiers: Eastern Illinois, Murray State, Morehead State, Southeast Missouri, Jacksonville State, Eastern Kentucky

SIU Edwardsville is reclassifying and not eligible for OVC standings

CHAMPIONSHIP BRACKET

May 20-23, 2009 • Brooks Stadium • Paducah, Ky.



2009 OHIO VALLEY CONFERENCE ALL-TOURNAMENT TEAM

Most Valuable Player: A.J. Kirby Jones, Tenn. Tech

ALL-TOURNAMENT TEAM

Wes Cunningham, Murray State
Kenton Parmley, Southeast Missouri
Sam Eberle, Jacksonville State
Steven Leach, Jacksonville State
Todd Cunningham, Jacksonville State
Kyle Bluestein, Jacksonville State
Chad Oberacker, Tennessee Tech
Casanova Donaldson, Tennessee Tech
A.J. Kirby-Jones, Tennessee Tech
Ben Burgess, Tennessee Tech
Austin Lucas, Jacksonville State
Ryan Dennick, Tennessee Tech
Lee Henry, Tennessee Tech

GOVERNORS BASEBALL

2009 FINAL STATISTICS

Final Record: 22-30 Home: 16-11 Away: 6-18 Neutral: 0-1 Ohio Valley: 7-12

HITTING

Player	AVG	GP-GS	AB	R	H	2B	3B	HR	RBI	TB	SLG	BB	HBP	SO	GDP	OB%	SF	SH	SB-A	PO	A	E	FLD%
18 LUCAS, Trey	.382	49-48	165	27	63	20	0	4	35	95	.576	17	12	27	2	.474	0	0	5-6	275	30	4	.987
5 BACHMAN, Greg	.342	52-52	193	54	66	18	1	10	44	116	.601	25	7	41	5	.432	2	1	11-17	53	119	15	.920
25 KOLE, Matt	.333	49-47	180	42	60	14	2	9	42	105	.583	21	0	27	6	.397	3	2	3-5	343	21	4	.989
31 BROWETT, Adam	.303	52-52	201	38	61	12	2	4	31	89	.443	21	0	22	3	.368	1	3	22-24	84	5	4	.957
1 CLINARD, Jon	.287	47-41	150	27	43	5	0	0	11	48	.320	11	3	14	2	.348	0	7	22-23	70	112	14	.929
3 DELONG, Jared	.275	50-48	171	32	47	5	2	1	20	59	.345	30	3	24	1	.386	3	6	11-17	78	2	1	.988
— MINIMUM 156 PLATE APPEARANCES —																							
7 HUFF, Stephen	.333	7-1	9	1	3	0	0	0	5	3	.333	1	0	2	0	.400	0	0	0-1	2	7	2	.818
28 FINK, Haskell	.288	22-16	52	6	15	6	0	1	8	24	.462	4	5	10	3	.393	0	2	0-0	32	2	0	1.000
16 BLANCHARD, Michael	.267	43-26	105	18	28	2	1	1	11	35	.333	12	0	31	1	.336	2	3	14-15	57	2	0	1.000
12 PURCELL, Josh	.261	16-2	23	4	6	0	0	0	3	6	.261	0	2	9	0	.320	0	0	0-0	34	4	2	.950
30 HUNTON, Brooks	.252	41-27	115	13	29	10	0	2	21	45	.391	10	7	31	3	.343	2	0	1-1	89	6	3	.969
6 BAGGETT, Daniel	.239	48-28	109	16	26	4	1	5	20	47	.431	10	5	28	1	.325	2	2	6-8	54	1	0	1.000
2 LEWELLYN, Chris	.221	43-33	95	16	21	1	1	1	4	27	.284	14	1	24	0	.327	0	3	6-7	53	62	6	.950
22 MANTOOTH, Ryne	.200	25-16	50	2	10	2	0	0	8	12	.240	9	0	9	3	.311	2	0	0-0	9	5	0	1.000
9 FRAZIER, Blake	.200	12-1	5	2	1	1	0	0	0	2	.400	0	0	0	0	.200	0	0	1-1	0	0	0	.000
10 GERLER, Zach	.171	37-25	70	8	12	3	0	0	6	15	.214	6	5	27	1	.284	0	2	5-6	45	62	7	.939
4 CLEMENT, Andrew	.125	20-5	24	3	3	1	0	1	3	7	.292	2	1	12	1	.222	0	0	1-1	7	22	2	.935
20 UPTON, Zack	.000	1-0	1	0	0	0	0	0	0	0	.000	0	0	0	0	.000	0	0	0-0	0	0	0	.000
Totals	.288	52-52	1718	309	494	104	10	39	272	735	.428	193	51	338	32	.373	17	31	108-132	1304	518	70	.963
Opponents	.299	52-52	1740	354	520	99	9	55	321	802	.461	249	61	347	42	.401	21	24	62-80	1309	541	62	.968

Left On Base - Team (392), Opp (438).

DPs turned - Team (55), Opp (42).

Catcher's Interference - Team (1), LUCAS, T. 1.

TPs turned - Team (0), Opp (1).

Intentional Walks - Team (5), BLANCHARD, M 2, BACHMAN, G. 1, LUCAS, T. 1, CLINARD, J. 1, Opp (19).

Picked off - Team (11), LEWELLYN, C 2, BLANCHARD, M 2, BAGGETT, D. 2, GERLER, Z. 1, BACHMAN, G. 1, FRAZIER, B. 1, CLINARD, J. 1, LUCAS, T. 1, Opp (12)

PITCHING

Player	ERA	W-L	APP	GS	CG	SHO	CBO	SV	IP	H	R	ER	BB	SO	2B	3B	HR	AB	B/Avg	WP	HBP	BK	SFA	SHA
55 HARPER, Ryne	4.12	4-3	14	11	0	0	1	0	59.0	56	31	27	25	54	9	2	4	220	.255	3	7	0	0	5
13 MARSHALL, Ricky	4.60	4-3	24	7	0	0	0	1	58.2	75	41	30	37	52	16	1	4	237	.316	10	5	2	0	4
24 SNODGRASS, Jack	7.33	3-3	14	10	1	0	0	0	54.0	73	57	44	29	40	17	1	7	229	.319	2	4	3	2	2
— MINIMUM 62 INNINGS PITCHED —																								
25 KOLE, Matt	0.00	0-0	3	0	0	0	0	0	3.1	6	3	0	2	0	1	1	0	17	.353	0	0	0	0	1
10 GERLER, Zach	0.00	0-0	1	0	0	0	0	0	1.2	1	1	0	5	1	1	0	0	6	.167	1	0	0	0	0
26 TENHOLDER, Daniel	2.93	3-2	30	1	0	0	0	9	46.0	41	19	15	21	41	10	0	2	175	.234	4	3	0	4	1
14 EDLIN, Chuck	3.86	0-0	1	0	0	0	0	0	2.1	1	1	1	1	1	0	0	1	8	.125	0	0	0	0	0
7 HUFF, Stephen	5.50	0-3	11	5	0	0	0	1	36.0	37	23	22	16	34	6	1	6	140	.264	4	1	0	2	3
23 BRISBIN, Jacob	7.39	0-3	19	4	0	0	0	1	35.1	40	30	29	22	27	10	0	8	138	.290	4	3	0	3	1
8 DOBBS, Jeremy	7.65	3-3	16	7	0	0	0	0	37.2	35	33	32	34	36	10	0	2	137	.255	8	17	4	2	2
36 ANDERSON, Lucas	7.78	1-2	13	1	0	0	0	0	19.2	31	27	17	12	11	4	1	2	87	.356	4	10	0	2	2
22 MANTOOTH, Ryne	8.14	2-5	21	6	0	0	1	0	48.2	72	47	44	23	28	9	1	9	207	.348	9	5	1	4	1
11 RAY, Dylan	9.24	1-0	10	0	0	0	0	0	12.2	21	16	13	11	6	2	1	6	54	.389	0	2	0	1	1
15 VICINI, David	11.42	1-2	6	0	0	0	0	0	8.2	16	11	11	2	7	1	0	3	39	.410	1	3	0	0	1
56 BERNATOWICZ, Brian	11.45	0-1	11	0	0	0	0	0	11.0	15	14	14	9	9	3	0	1	46	.326	5	1	1	1	0
Totals	6.17	22-30	52	52	1	1	1	12	434.2	520	354	298	249	347	99	9	55	1740	.299	55	61	11	21	24
Opponents	5.32	30-22	52	52	7	3	2	8	436.1	494	309	258	193	338	104	10	39	1718	.288	46	51	12	17	31

Passed Balls - Team (19), LUCAS, T. 15, PURCELL, J. 3, FINK, H. 1, Opp (10).

Pickoffs - Team (7), DOBBS, J. 2, RAY, Dy. 1, MARSHALL, R. 1, BERNATOWICZ 1, HARPER, Ry. 1, LUCAS, T. 1, Opp (11).

GOVERNORS BASEBALL

2009 SCHEDULE AND RESULTS

Date	Opponent	SCORE	APSU	OPP	INN	APSU Pitcher of Record	APSU Save	Attend	Time
Feb 20, 2009	at Lamar	0-1 L	0-1-2	1-5-0	9	VICINI (0-1)		550	2:10
Feb 21, 2009	at Lamar	1-4 L	1-6-3	4-4-1	9	HUFF (0-1)		-	2:36
Feb 21, 2009	at Lamar	2-16 L	2-5-2	16-19-0	9	MANTOOTH (0-1)		412	2:50
Feb 22, 2009	at Lamar	10-13 L	10-10-4	13-13-1	9	VICINI (0-2)		468	3:14
Feb 24, 2009	at Tennessee	W 5-3	5-8-1	3-8-1	9	RAY (1-0)	TENDHOLDER (1)	1013	2:53
Feb 27, 2009	CLEVELAND STATE ^	W 6-0	6-8-2	0-2-0	9	HARPER (1-0)		314	2:27
Mar 01, 2009	BALL STATE ^	4-10 L	4-7-1	10-16-1	9	HUFF (0-2)		178	2:42
Mar 04, 2009	INDIANA STATE	W 12-4	12-12-1	4-9-0	9	SNODGRASS (1-0)		203	2:53
Mar 06, 2009	IOWA	9-15 L	9-8-5	15-17-2	9	MANTOOTH (0-2)		110	3:41
Mar 07, 2009	IOWA	W 10-4	10-14-2	4-8-0	9	MARSHALL (1-0)		129	2:45
Mar 08, 2009	IOWA	W 20-9	20-17-1	9-12-4	9	VICINI (1-2)		175	3:58
Mar 10, 2009	at No. 14 Mississippi	7-8 L	7-12-1	8-11-2	9	BRISBIN (0-1)		5966	2:43
Mar 11, 2009	at No. 14 Mississippi	0-3 L	0-3-1	3-9-1	9	HARPER (1-2)		5416	2:38
Mar 13, 2009	MILWAUKEE	W 10-8	10-16-0	8-13-0	9	MARSHALL (2-0)	TENHOLDER (2)	122	2:50
Mar 14, 2009	MILWAUKEE	W 7-4	7-8-0	4-10-0	7	MANTOOTH (1-2)	TENHOLDER (3)	-	2:25
Mar 14, 2009	MILWAUKEE	2-3 L	2-3-2	3-7-1	9	TENHOLDER (0-1)		110	3:30
Mar 15, 2009	MILWAUKEE	W 5-1	5-10-0	1-4-0	9	SNODGRASS (2-0)	BRISBIN (1)	165	2:25
Mar 19, 2009	IOWA	3-10 L	3-6-1	10-11-1	9	MANTOOTH (1-3)		245	2:57
Mar 21, 2009	EASTERN KENTUCKY •	W 2-1	2-7-0	1-7-0	9	HARPER (2-1)	TENHOLDER (4)	-	3:36
Mar 21, 2009	EASTERN KENTUCKY •	7-10 L	7-6-1	10-11-4	7	SNODGRASS (2-1)		181	2:40
Mar 22, 2009	EASTERN KENTUCKY •	6-11 L	6-14-2	11-14-2	9	MARSHALL (2-1)		195	3:45
Mar 24, 2009	at Vanderbilt	5-10 L	5-10-4	10-12-2	9	MANTOOTH (1-4)		2177	3:24
Mar 25, 2009	EVANSVILLE	7-8 L	7-9-2	8-11-1	9	DOBBS (0-1)		312	3:10
Mar 28, 2009	at Jacksonville State •	5-6 L	5-9-1	6-11-1	9	MARSHALL (2-2)		-	3:10
Mar 28, 2009	at Jacksonville State •	0-4 L	0-3-1	4-6-0	7	HUFF (0-3)		725	2:07
Mar 29, 2009	at Jacksonville State •	W 10-9	10-12-0	9-14-1	9	TENHOLDER (1-1)		475	3:31
Apr 01, 2009	MIDDLE TENNESSEE	8-18 L	8-15-1	18-17-1	9	DOBBS (0-2)		327	3:28
Apr 03, 2009	SIU EDWARDSVILLE	W 7-5	7-12-2	5-11-2	9	MARSHALL (3-2)	TENHOLDER (5)	208	3:23
Apr 04, 2009	SIU EDWARDSVILLE	W 15-5	15-18-0	5-12-2	9	HARPER (3-1)		319	3:15
Apr 05, 2009	SIU EDWARDSVILLE	W 8-7	8-16-2	7-9-2	(11)	TENHOLDER (3-1)		407	3:29
Apr 07, 2009	LIPSCOMB	W 6-4	6-6-2	4-7-1	9	DOBBS (1-2)	HUFF (1)	167	3:01
Apr 08, 2009	at Evansville	5-9 L	5-12-0	9-10-1	9	BERNATOWICZ (0-1)		293	3:06
Apr 11, 2009	at Morehead State •	1-3 L	1-3-1	3-4-0	7	HARPER (3-2)		-	1:34
Apr 11, 2009	at Morehead State •	1-3 L	1-8-0	3-8-3	7	TENHOLDER (2-2)		272	2:12
Apr 14, 2009	Western Kentucky	W 7-4	7-7-0	4-10-0	9	DOBBS (2-2)	MARSHALL (1)	137	3:41
Apr 15, 2009	at Memphis @	4-5 L	4-9-0	5-10-3	(13)	ANDERSON (0-1)		145	3:55
Apr 18, 2009	Tennessee Tech •	W 6-2	6-9-1	2-5-2	9	SNODGRASS (3-1)		-	2:36
Apr 18, 2009	Tennessee Tech •	3-4 L	3-8-0	4-3-1	7	HARPER (3-3)		319	2:30
Apr 21, 2009	Vanderbilt	W 9-8	9-13-4	8-10-2	9	MANTOOTH (2-4)	TENHODLER (6)	517	3:40
Apr 22, 2009	at Belmont	1-7 L	1-7-1	7-8-0	9	BRISBIN (0-2)		285	2:40
Apr 25, 2009	Southeast Missouri •	9-12 L	9-18-0	12-18-0	9	SNODGRASS (3-2)		-	4:12
Apr 25, 2009	Southeast Missouri •	W 9-5	9-14-1	5-9-0	7	ANDERSON (1-1)		520	2:29
Apr 26, 2009	Southeast Missouri •	3-13 L	3-5-1	13-15-1	9	BRISBIN (0-3)		530	2:57
Apr 28, 2009	at Western Kentucky	4-14 L	4-6-2	14-16-0	9	ANDERSON (1-2)		928	3:01
Apr 29, 2009	at Middle Tennessee	13-18 L	13-17-4	18-21-2	9	DOBBS (2-3)		619	3:50
May 2, 2009	at Tennessee-Martin •	W 6-3	6-15-0	3-9-1	9	MARSHALL (4-2)	TENHOLDER (7)	-	2:37
May 2, 2009	at Tennessee-Martin •	W 8-6	8-15-0	6-8-1	7	TENHOLDER (3-2)		61	2:29
May 3, 2009	at Tennessee-Martin •	1-6 L	1-5-3	6-5-0	5	SNODGRASS (3-3)		33	2:23
May 12, 2009	at Lipscomb	W 9-6	9-11-2	6-8-4	9	DOBBS (3-3)	TENHOLDER (8)	487	3:33
May 15, 2009	at Murray State •	2-4 L	2-9-2	4-8-2	9	MARSHALL (4-3)		-	2:28
May 15, 2009	at Murray State •	W 7-5	7-8-0	5-9-3	7	HARPER (4-3)		237	2:10
May 16, 2009	at Murray State •	2-3 L	2-6-1	3-6-2	9	MANTOOTH (2-5)	TENHOLDER (9)	315	2:09

^ - Austin Peay Invitational (Clarksville, Tenn.); @ - played at Pringles Park (Jackson, Tenn.); • = Ohio Valley Conference game

GOVERNORS BASEBALL

2009 OVC STATISTICS

OVC Record: 7-12 Home: 3-5 Away: 4-7

HITTING

Player	AVG	GP-GS	AB	R	H	2B	3B	HR	RBI	TB	SLG	BB	HBP	SO	GDP	OB%	SF	SH	SB-ATT	PO	A	E	FLD%
18 LUCAS, Trey	.435	19-19	62	6	27	5	0	2	14	38	.613	3	5	4	0	.500	0	0	2-3	112	9	1	.992
1 CLINARD, Jon	.347	19-19	72	9	25	5	0	0	7	30	.417	1	1	7	1	.365	0	1	8-9	28	51	5	.940
5 BACHMAN, Greg	.314	19-19	70	13	22	3	0	6	18	43	.614	5	1	13	1	.368	0	0	1-6	15	40	2	.965
31 BROWETT, Adam	.304	19-19	69	12	21	5	0	4	14	38	.551	8	0	5	2	.377	0	1	3-4	29	1	0	1.000
25 KOLE, Matt	.290	18-16	62	14	18	5	1	2	8	31	.500	5	0	8	1	.343	0	0	2-2	115	5	1	.992
3 DELONG, Jared	.235	18-16	51	11	12	2	1	0	3	16	.314	12	0	8	1	.375	1	1	1-3	26	0	0	1.000
— MINIMUM 73 PLATE APPEARANCES —																							
12 PURCELL, Josh	.333	2-0	3	1	1	0	0	0	0	1	.333	0	0	2	0	.333	0	0	0-0	4	1	0	1.000
30 HUNTON, Brooks	.286	11-8	28	1	8	2	0	0	5	10	.357	1	1	8	2	.313	2	0	0-0	30	3	2	.943
2 LEWELLYN, Chris	.263	14-10	19	5	5	0	0	0	0	5	.263	6	0	2	0	.440	0	2	0-0	18	20	1	.974
28 FINK, Haskell	.259	9-9	27	3	7	3	0	0	1	10	.370	3	1	6	3	.355	0	2	0-0	0	0	0	.000
6 BAGGETT, Daniel	.242	16-9	33	6	8	1	0	1	3	12	.364	3	1	5	0	.324	0	0	5-6	17	1	0	1.000
16 BLANCHARD, Michael	.231	15-13	39	4	9	1	0	0	3	10	.256	2	0	11	0	.262	1	1	3-3	18	1	0	1.000
22 MANTOOTH, Ryne	.222	9-5	18	0	4	0	0	0	1	4	.222	4	0	4	3	.348	1	0	0-0	4	0	0	1.000
10 GERLER, Zach	.200	13-9	25	3	5	2	0	0	0	7	.280	4	0	10	1	.310	0	0	2-2	16	16	1	.970
4 CLEMENT, Andrew	.000	4-0	2	0	0	0	0	0	0	0	.000	0	0	2	0	.000	0	0	0-0	0	0	0	.000
9 FRAZIER, Blake	.000	3-0	1	0	0	0	0	0	0	0	.000	0	0	0	0	.000	0	0	0-0	0	0	0	.000
7 HUFF, Stephen	.000	1-0	0	0	0	0	0	0	0	0	.000	1	0	0	0	1.000	0	0	0-0	0	0	0	.000
Totals	.296	19-19	581	88	172	34	2	15	77	255	.439	58	10	95	15	.367	5	8	27-38	435	160	15	.975
Opponents	.298	19-19	571	110	170	33	3	20	106	269	.471	85	14	118	18	.397	8	8	20-23	444	201	24	.964

Left On Base - Team (130), Opp (141).

DPs turned - Team (22), Opp (18).

Intentional Walks - Team (0), Opp (7).

Picked off - Team (7), BAGGETT, D. 2, LUCAS, T. 1, BLANCHARD, M 1, GERLER, Z. 1, CLINARD, J. 1, FRAZIER, B. 1. Opp (1)

PITCHING

Player	ERA	W-L	APP	GS	CG	SHO	CBO	SV	IP	H	R	ER	BB	SO	2B	3B	HR	AB	B/Avg	WP	HBP	BK	SFA	SHA
26 TENHOLDER, Daniel	2.42	2-1	13	1	0	0	0	3	22.1	17	7	6	12	19	5	0	1	81	.210	0	1	0	2	0
55 HARPER, Ryne	4.28	2-2	5	5	0	0	0	0	27.1	25	14	13	14	24	5	0	2	98	.255	2	3	0	0	2
13 MARSHALL, Ricky	5.55	1-3	10	4	0	0	0	0	24.1	34	19	15	18	22	5	1	2	100	.340	4	2	0	0	3
24 SNODGRASS, Jack	11.14	1-3	5	5	1	0	0	0	21.0	33	29	26	13	17	8	1	5	91	.363	1	0	0	2	2
— MINIMUM 62 INNINGS PITCHED —																								
25 KOLE, Matt	0.00	0-0	2	0	0	0	0	0	2.1	4	1	0	2	0	1	0	0	11	.364	0	0	0	0	1
36 ANDERSON, Lucas	3.60	1-0	4	0	0	0	0	0	5.0	7	3	2	1	3	1	0	0	21	.333	0	3	0	0	0
22 MANTOOTH, Ryne	6.38	0-1	5	2	0	0	0	0	18.1	23	13	13	8	10	3	1	4	74	.311	1	0	0	2	0
56 BERNATOWICZ, Brian	6.75	0-0	3	0	0	0	0	0	4.0	4	3	3	3	3	0	0	0	15	.267	0	1	0	1	0
7 HUFF, Stephen	7.11	0-1	2	1	0	0	0	0	6.1	8	5	5	5	8	2	0	2	27	.296	0	0	0	0	0
23 BRISBIN, Jacob	10.12	0-1	4	1	0	0	0	0	8.0	10	9	9	4	6	2	0	3	32	.313	1	2	0	1	0
8 DOBBS, Jeremy	10.50	0-0	2	0	0	0	0	0	6.0	5	7	7	5	6	1	0	1	21	.238	0	2	1	0	0
Totals	6.14	7-12	19	19	1	0	0	3	145.0	170	110	99	85	118	33	3	20	571	.298	9	14	1	8	8
Opponents	4.14	12-7	19	19	7	1	0	5	148.0	172	88	68	58	95	34	2	15	581	.296	7	10	4	5	8

Passed Balls - Team (3), LUCAS, T. 2, PURCELL, J. 1, Opp (2).

Pickoffs - Team (1), LUCAS, T. 1, Opp (7).

GOVERNORS BASEBALL

NOTES: Austin Peay baseball began play in 1931 and joined the NCAA and Ohio Valley Conference prior to the 1963 season. The individual and career marks on the next few pages are for the period from 1970 to current when the season schedule expanded from 20-games to 40-plus games. In statistical rankings, the rounding of percentages and/or averages may indicate ties where none exist. In these cases, the numerical order of the rankings is accurate.

Hitting

BATTING AVERAGE (MIN. 75 AB)

Rank	BA	Player (H-AB)	Season
1.	.441	HOODENPYL, Bill (56-127)	1986
2.	.437	EARGLE, Doug (55-126)	1976
3.	.433	BEAM, Eddie (61-141)	1976
4.	.426	WIRTZ, Karl (43-101)	1975
5.	.408	KUNICH, Frank (53-130)	2000
6.	.407	BENNETT, Ryan (99-243)	1996
7.	.402	DUBOIS, Buddy (80-199)	1999
8.	.402	POYNTER, Chris (41-102)	2004
9.	.394	MANNING, Nate (100-254)	1996
10.	.388	HILL, Rafael (80-206)	2008
11.	.386	JOYE, LeBon (59-153)	1981
12.	.385	BETHKE, Ron (72-187)	2003
13.	.382	SIPE, Kevin (52-136)	1973
14.	.382	LUCAS, Trey (63-165)	2009
15.	.381	BAKER, Gary (43-113)	1978
16.	.379	BAKER, Gene (50-132)	1980
17.	.376	HARPER, Ralph (68-181)	1981
18.	.375	TUBBS, Greg (48-128)	1981
19.	.375	WALKER, Jared (81-216)	2004
20.	.373	POLK, Chris (72-193)	1990



CONSECUTIVE GAMES HITTING STREAK

Chuck Abbott holds the Austin Peay and Ohio Valley Conference record for consecutive games hit safely with a 42-game streak from Feb. 17 to April 17, 1996. The mark also stands as the fourth longest such streak in NCAA Division I history.

SLUGGING PERCENTAGE (MIN. 75 AB)

Rank	SLG	Player (AB)	Season
1.	.801	BEAM, Eddie (141)	1976
2.	.752	MANNING, Nate (254)	1996
3.	.718	O'SULLIVAN, Pat (206)	1999
4.	.667	EARGLE, Doug (126)	1976
5.	.649	HEMPEL, Aaron (148)	1999
6.	.648	McDERMOTT, Randy (182)	1992
7.	.646	HOODENPYL, Bill (127)	1986
8.	.637	POLK, Chris (193)	1990
9.	.633	LANCASTER, Joe (207)	1999
10.	.633	TUBBS, Greg (128)	1981

ON-BASE PERCENTAGE (MIN. 75 AB)

Rank	OBP	Player (AB)	Season
1.	.514	BAKER, Gary (113)	1978
2.	.510	HOODENPYL, Bill (127)	1986
3.	.500	SLEDD, Aaron (163)	1997
4.	.494	HILL, Rafael (206)	2008
5.	.494	BEAM, Eddie (141)	1976
6.	.494	DENNIS, Pat (116)	1976
7.	.492	POYNTER, Chris (102)	2004
8.	.491	WIRTZ, Karl (101)	1975
9.	.490	WAGGONER, Jimmy (154)	1988
10.	.486	JOYE, LeBon (153)	1981

GAMES PLAYED

Rank	GP	Player	Season
1.	66	SLOAN, Dave	1996
	66	ABBOTT, Chuck	1996
3.	65	RUNK, Kris	1996
	65	MANNING, Nate	1996
5.	64	MAISER, Brock	1996
	64	BENNETT, Ryan	1996
7.	63	BROWN, Kent	1996
8.	62	Six players tied	

AT-BATS

Rank	AB	Player	Season
1.	263	ABBOTT, Chuck	1996
2.	255	FARRAR, Tyler	2007
3.	254	MANNING, Nate	1996
4.	251	RUNK, Kris	1996
5.	243	BENNETT, Ryan	1996
6.	242	MOORE, Rusty	2001
7.	240	WALKER, Jared	2005
8.	236	MAISER, Brock	1996
9.	233	TROY, Greg	1999
10.	230	FULLER, Ben	2000
	230	BROWN, Kent	1997

RUNS SCORED

Rank	R	Player	Season
1.	70	MANNING, Nate	1996
2.	66	ABBOTT, Chuck	1996
3.	64	STRICKLAND, Rick	1989
	64	MOORE, Rusty	2001
5.	62	YOUNGBLOOD, Cody	2006
6.	59	COATES, Thomas	1990
7.	58	LANCASTER, Joe	1999
	58	HILL, Rafael	2008
8.	57	Three players tied	

HITS

Rank	H	Player	Season
1.	100	MANNING, Nate	1996
2.	99	BENNETT, Ryan	1996
3.	97	ABBOTT, Chuck	1996
4.	88	WALKER, Jared	2005
5.	87	FARRAR, Tyler	2007
6.	85	BROWN, Kent	1997
	85	MOORE, Rusty	2001
8.	81	MAISER, Brock	1996
	81	WALKER, Jared	2004
10.	80	DUBOIS, Buddy	1999
	80	HILL, Rafael	2008

DOUBLES

Rank	2B	Player	Season
1.	29	BENNETT, Ryan	1996
2.	26	MANNING, Nate	1996
3.	23	ABBOTT, Chuck	1996
	23	WALKER, Jared	2004
	23	DUBOIS, Buddy	1999
6.	21	MOORE, Rusty	2001
	21	LANCASTER, Joe	1999
	21	LINK, Bryan	1992
9.	20	Four players tied	

TRIPLES

Rank	3B	Player	Season
1.	6	ZIMMERMAN, Benji	1996
	6	LAMB, Tony	1979
	6	TUBBS, Greg	1982
	6	EARGLE, Doug	1977
5.	5	FULLER, Ben	2000
	5	KANE, Ryan	2006
	5	LANE, Jake	2007
8.	4	15 players tied	

HOME RUNS

Rank	HR	Player	Season
1.	19	MANNING, Nate	1996
2.	18	JOHNSON, Michael	2002
3.	17	O'SULLIVAN, Pat	1999
4.	16	McDERMOTT, Randy	1992
5.	15	JOHNSON, Michael	2001
	15	KUNICH, Frank	2001
7.	13	SLOAN, Dave	1996
8.	12	POLK, Chris	1990
9.	11	Seven players tied	

RUNS BATTED IN

Rank	RBI	Player	Season
1.	81	MANNING, Nate	1996
2.	76	JOHNSON, Michael	2002
3.	69	O'SULLIVAN, Pat	1999
4.	61	POLK, Chris	1990
5.	59	HARPER, Ralph	1981
	59	McDERMOTT, Randy	1992
	59	WALKER, Jared	2005
7.	58	BENNETT, Ryan	1996
	58	ELLIS, A.J.	2001
10.	56	BIANKOWSKI, Melvin	1989
	56	FARRAR, Tyler	2008

WALKS

Rank	BB	Player	Season
1.	53	BOLDEN, AI	1995
2.	51	STRICKLAND, Rick	1989
3.	50	WAGGONER, Jimmy	1988
4.	48	KESTRANEK, Tony	1989
	48	YOUNGBLOOD, Cody	2005
6.	45	YOUNGBLOOD, Cody	2006
7.	43	SLEDD, Aaron	1997
8.	41	WILLIAMS, Monte	1986
	41	KESTRANEK, Tony	1990
10.	40	DENNIS, Pat	1976
	40	LINK, Bryan	1993

HIT BY PITCH

Rank	BB	Player	Season
1.	15	LANCASTER, Joe	1999
	15	PEER, Joseph	2002
3.	14	SLOAN, Dave	1996
4.	12	BETHKE, Ron	2004
	12	LUCAS, Trey	2009
6.	11	MANNING, Nate	1995
	11	LEDBETTER, Matt	2003
	11	CHESHIRE, Levi	2007
9.	10	Five players tied	

STOLEN BASES

Rank	SB	Player (SB-SBA)	Season
1.	50	BROWN, Kent (50-65)	1997
2.	47	STRICKLAND, Rick (47-59)	1989
3.	40	COATES, Thomas (40-50)	1990
4.	34	TUBBS, Greg (34-38)	1982
5.	29	COATES, Thomas (29-34)	1991
	29	YOUNGBLOOD, Cody (29-36)	2005
7.	28	MOORE, Rusty (28-42)	2001
8.	26	JOHNSON, Michael (26-32)	2002
	26	KANE, Ryan (26-36)	2006
10.	25	YOUNGBLOOD, Cody (25-35)	2006

Pitching

EARNED RUN AVERAGE (MIN. 50 IP)

Rank	ERA	Player (IP)	Season
1.	1.26	INMAN, Ed (71.1)	1971
2.	1.60	RAMSEY, Mike (62.0)	1971
3.	1.76	SARVER, John (66.2)	1977
4.	1.86	RICHARDSON, Rick (63.0)	1977
5.	2.30	INMAN, Ed (58.2)	1970
6.	2.34	WATTS, Joey (50.0)	1972
7.	2.40	KELLEY, Shawn (127.2)	2007
8.	2.47	RAMSEY, Mike (73.0)	1972
9.	2.55	DANIEL, Brad (70.2)	2006
10.	2.58	HARDY, Rowdy (101.1)	2006
11.	2.63	HARDY, Rowdy (126.2)	2005
12.	2.67	SIMS, Stacy (60.2)	1984
13.	2.74	WALKER, Jamie (108.1)	1992
14.	2.75	DOWNEY, Doug (52.1)	1979
15.	2.81	THARPE, Michael O. (80.0)	1984
16.	2.83	BROCK, David (63.2)	1981
17.	2.90	HARDY, Rowdy (118.0)	2004
18.	2.91	STALNAKER, Allan (52.2)	1976
19.	2.91	CHEESMAN, Dallas (68.0)	1974
10.	2.94	SMITH, Craig (104.0)	1996

WALKS PER 9 INNINGS (MIN. 50 IP)

Rank	BB/9	Player (IP)	Season
1.	0.78	KELLEY, Shawn (127.2)	2007
2.	1.45	RAMSEY, Mike (62.0)	1971
3.	1.60	HARDY, Rowdy (101.1)	2006
4.	1.71	HARDY, Rowdy (126.2)	2005
5.	1.91	HARDY, Rowdy (118.0)	2004
6.	2.03	KELLEY, Shawn (97.2)	2005
7.	2.05	WEEL, Mike (92.0)	2001
8.	2.23	SIMS, Stacy (64.2)	1985
9.	2.26	CASH, Jesse (83.2)	1989
10.	2.29	REYNOLDS, Matt (102.0)	2007

STRIKEOUTS PER 9 INNINGS (MIN. 50 IP)

Rank	K/9	Player (AB)	Season
1.	10.48	RAMSEY, Mike (73.0)	1972
2.	10.34	BURNS, Tim (62.2)	1971
3.	10.31	RAMSEY, Mike (62.0)	1971
4.	9.55	SHELTON, Chris (60.1)	1998
5.	8.92	MASSEY, Seth (78.2)	1998
6.	8.91	ANDERS, Gary (64.2)	1973
7.	8.80	SHERRILL, George (60.1)	1998
8.	8.79	SHERRILL, George (85.0)	1999
9.	8.78	TARAJACK, Bill (53.1)	1999
10.	8.76	HASKINS, Dwight (50.1)	1970

WINS

Rank	W	Player (W-L)	Season
1.	12	HARDY, Rowdy (12-3)	2004
2.	11	EIKENBERRY, Mike (11-4)	1996
	11	MAULT, Jeff (11-4)	2004
	11	HARDY, Rowdy (11-5)	2005
	11	KELLEY, Shawn (11-3)	2007
6.	10	WEEL, Mike (10-2)	2000
	10	SMITH, Craig (10-6)	1996
	10	REYNOLDS, Matt (10-3)	2007
7.	9	Six players tied	

LOSSES

Rank	L	Player (W-L)	Season
1.	10	CASH, Jesse (4-10)	1990
2.	9	WALKER, Jamie (3-9)	1991
3.	8	SHELTON, Chris (2-8)	1997
	8	MILLER, Larry (3-8)	1986
5.	7	Eleven players tied	

SAVES

Rank	SVS	Player	Season
1.	11	TENHOLDER, Daniel	2008
2.	10	MAULT, Jeff	2003
3.	9	WILSHIRE, Ben	2007
	9	TENHOLDER, Daniel	2009
5.	8	MURPHY, Neil	1992
	8	SHERRILL, George	1998
6.	6	MUSTON, Adam	2004
7.	6	DANIEL, Brad	2006
8.	5	TATOM, Gunnar	2000
	5	DAHL, Clayton	1983
	5	ROMMEL, Klint	2001
	5	DANIEL, Brad	2005

APPEARANCES

Rank	APP	Player	Season
1.	30	MINIK, Tim	1991
	30	TENHOLDER, Daniel	2008
	30	TENHOLDER, Daniel	2009
4.	29	MURPHY, Neil	1992
	29	LONGHURST, Glen	1996
	29	SHERRILL, George	1998
7.	28	ROMMEL, Klint	2001
	28	ELIAS, Rich	1996
	28	DANIEL, Brad	2005
	28	DANIEL, Brad	2006
	28	GUNTER, Cory	2006

GAMES STARTED

Rank	GS	Player	Season
1.	18	FRAZIER, Jon	1989
2.	17	SPEER, Scott	1994
	17	SMITH, Craig	1996
4.	16	10 players tied	

COMPLETE GAMES

Rank	CG	Player	Season
1.	8	THARPE, Michael O.	1984
	8	WALKER, Jamie	1992
	8	THARPE, Michael O.	1982
	8	HARDY, Rowdy	2005
	8	KELLEY, Shawn	2007
6.	7	Eight players tied	

SHUTOUTS

Rank	SHO	Player	Season
1.	2	WALKER, Jamie	1992
	2	SMITH, Craig	1996
	2	DONALD, David	1982
	2	DORTCH, Shane	1994
	2	HARDY, Rowdy	2005
	2	KELLEY, Shawn	2007
6.	1	14 players tied	

INNINGS PITCHED

Rank	IP	Player	Season
1.	127.2	KELLEY, Shawn	2007
2.	126.2	HARDY, Rowdy	2005
3.	118.0	HARDY, Rowdy	2004
4.	113.0	EIKENBERRY, Mike	1996
5.	108.1	WALKER, Jamie	1992
	108.1	WEEL, Mike	2000
7.	107.1	FRAZIER, Jon	1989
8.	104.0	SMITH, Craig	1996
9.	102.0	REYNOLDS, Matt	2007
10.	101.1	HARDY, Rowdy	2006

STRIKEOUTS

Rank	SO	Player	Season
1.	96	HARDY, Rowdy	2005
2.	91	HARDY, Rowdy	2004
3.	89	WALKER, Jamie	1992
	89	KELLEY, Shawn	2006
5.	85	RAMSEY, Mike	1972
6.	84	SMITH, Craig	1996
7.	83	SHERRILL, George	1999
8.	82	KELLEY, Shawn	2007
9.	81	SMITH, Dustin	2003
10.	79	WEEL, Mike	2000
	79	HUFF, Stephen	2008

Fielding

PUTOUTS

Rank	PO	Player	Season
1.	527	MAISER, Brock	1996
2.	447	LINK, Bryan	1992
3.	444	LANE, Jake	2007
4.	429	ELLIS, A.J.	2001
5.	422	SMITH, Kevin	1994
6.	414	POLK, Chris	1990
7.	407	MURRAY, Chris	1986
8.	402	HYDE, Chris	2004
	402	POYNTER, Chris	2005
10.	396	SMITH, Kevin	1993

ASSISTS

Rank	A	Player	Season
1.	201	ABBOTT, Chuck	1996
2.	196	CHESHIRE, Levi	2007
3.	192	QUADE, Scott	1990
4.	191	WALKER, Jared	2005
5.	180	QUADE, Scott	1993
6.	177	QUADE, Scott	1992
7.	175	GILBERT, J.B.	2007
8.	165	RUNK, Kris	1996
9.	161	ABBOTT, Chuck	1995
10.	152	WAGGONER, Jimmy	1988

GOVERNORS BASEBALL

The individual and career marks on the next few pages are for the period from 1970 to current when the season schedule expanded from 20-games to 40-plus games. In statistical rankings, the rounding of percentages and/or averages may indicate ties where none exist. In these cases, the numerical order of the rankings is accurate.

Batting

BATTING AVERAGE (MIN. 2 YRS AND 200 AB)

Rank	BA	Player (H-AB)	Season
1.	.398	EARGLE, Doug (115-289)	1976-77
2.	.382	BEAM, Eddie (100-262)	1975-76
3.	.362	TUBBS, Greg (141-390)	1981-82,84
4.	.351	ELLIS, A.J. (263-750)	2000-03
5.	.349	POLK, Chris (134-384)	1989-90
6.	.346	STRICKLAND, Rick (107-309)	1988-89
7.	.346	SLEDD, Aaron (121-350)	1997-98
8.	.339	BENNETT, Ryan (211-622)	1993-96
9.	.339	KANE, Ryan (118-348)	2005-06
10.	.336	HEMPEL, Aaron (110-327)	1998-99
11.	.336	MAISER, Brock (134-399)	1995-96
12.	.335	WAGGONER, Jimmy (108-322)	1988-89
13.	.335	LUCAS, Trey (138-412)	2007-
14.	.334	BETHKE, Ron (115-344)	2003-04
15.	.334	BROWN, Kent (152-455)	1996-97
16.	.332	JOHNSON, Michael (146-440)	2001-02
17.	.332	DUBOIS, Buddy (133-401)	1999-00
18.	.332	TROY, Greg (246-742)	1997-00
19.	.331	BAKER, Gene (104-314)	1978-81
20.	.331	POYNTER, Chris (168-508)	2001-05

SLUGGING PERCENTAGE (MIN. 2 YRS AND 200 AB)

Rank	SLG	Player (AB)	Season
1.	.672	BEAM, Eddie (262)	1975-76
2.	.614	JOHNSON, Michael (440)	2001-02
3.	.599	EARGLE, Doug (289)	1976-77
4.	.598	McDERMOTT, Randy (328)	1991-92
5.	.587	TUBBS, Greg (390)	1981-82,84
6.	.563	POLK, Chris (384)	1989-90
7.	.560	HEMPEL, Aaron (327)	1998-99
8.	.559	MANNING, Nate (692)	1993-96
9.	.547	TROY, Greg (742)	1997-00
10.	.543	SLEDD, Aaron (350)	1997-98

ON-BASE PERCENTAGE (MIN. 2 YRS AND 200 AB)

Rank	OBP	Player (AB)	Season
1.	.470	SLEDD, Aaron (350)	1997-98
2.	.470	STRICKLAND, Rick (309)	1988-89
3.	.464	WAGGONER, Jimmy (322)	1988-89
4.	.461	TUBBS, Greg (390)	1981-82,84
5.	.458	BEAM, Eddie (262)	1975-76
6.	.450	YOUNGBLOOD, Cody (422)	2005-06
7.	.444	BETHKE, Ron (344)	2003-04
8.	.443	ELLIS, A.J. (750)	2000-03
9.	.441	DENNIS, Pat (479)	1974-77
10.	.439	KESTRANEK, Tony (387)	1989-90

GAMES PLAYED

Rank	GP	Player	Season
1.	224	WAMPLER, Lance	1997-00
2.	221	ELLIS, A.J.	2000-03
	221	TURKEN, Mark	1995-98
4.	219	WALKER, Jared	2001-02, 04-05
5.	217	HYDE, Chris	2002-05
6.	214	QUADE, Scott	1990-93
7.	210	SLOAN, Dave	1995-98
8.	205	ZIMMERMAN, Benji	1994-97
	205	TROY, Greg	1997-00
10.	203	LINK, Bryan	1990-93

AT-BATS

Rank	AB	Player	Season
1.	817	WAMPLER, Lance	1997-00
2.	750	ELLIS, A.J.	2000-03
5.	749	WALKER, Jared	2001-02, 04-05
4.	742	QUADE, Scott	1990-93
	742	TROY, Greg	1997-00
6.	739	HYDE, Chris	2002-05
7.	708	TURKEN, Mark	1995-98
8.	695	SLOAN, Dave	1995-98
9.	692	MANNING, Nate	1993-96
10.	669	ABBOTT, Chuck	1994-96

RUNS SCORED

Rank	R	Player	Season
1.	177	WAMPLER, Lance	1997-00
2.	172	TROY, Greg	1997-00
3.	158	COATES, Thomas	1988-91
4.	153	ABBOTT, Chuck	1994-96
5.	147	FULLER, Ben	1998-02
6.	146	MANNING, Nate	1993-96
7.	145	QUADE, Scott	1990-93
8.	139	BIANKOWSKI, Melvin	1986-89
	139	WALKER, Jared	2001-02, 04-05
10.	138	LINK, Bryan	1990-93

HITS (MIN. 200 H)

Rank	H	Player	Season
1.	263	ELLIS, A.J.	2000-03
2.	246	TROY, Greg	1997-00
3.	245	WALKER, Jared	2001-02, 04-05
4.	241	WAMPLER, Lance	1997-00
5.	229	QUADE, Scott	1990-93
6.	222	HYDE, Chris	2002-05
7.	219	MANNING, Nate	1993-96
8.	218	ABBOTT, Chuck	1994-96
9.	211	SLOAN, Dave	1995-98
	211	BENNETT, Ryan	1993-96

DOUBLES

Rank	2B	Player	Season
1.	55	MANNING, Nate	1993-96
	55	TROY, Greg	1997-00
3.	54	BENNETT, Ryan	1993-96
	54	ELLIS, A.J.	2000-03
5.	49	LINK, Bryan	1990-93
	49	WALKER, Jared	2001-02, 04-05
7.	47	SLOAN, Dave	1995-98
	47	WAMPLER, Lance	1997-00
9.	44	HYDE, Chris	2002-05
10.	42	Three players tied	

TRIPLES

Rank	3B	Player	Season
1.	11	TUBBS, Greg	1981-82,84
2.	10	EARGLE, Doug	1976-77
	10	ABBOTT, Chuck	1994-96
	10	ZIMMERMAN, Benji	1994-97
5.	9	LAMB, Tony	1978-81
	9	TROY, Greg	1997-00
7.	7	MANNING, Nate	1993-96
	7	FULLER, Ben	1998-02
	7	LANE, Jake	2006-07
10.	6	Nine players tied	

HOME RUNS

Rank	HR	Player	Season
1.	37	WAMPLER, Lance	1997-00
2.	33	MANNING, Nate	1993-96
	33	JOHNSON, Michael	2001-02
4.	30	HYDE, Chris	2002-05
5.	29	TROY, Greg	1997-00
	29	KUNICH, Frank	2000-02
7.	28	ELLIS, A.J.	2000-03
8.	27	TURKEN, Mark	1995-98
9.	25	DENNIS, Pat	1974-77
10.	24	McDERMOTT, Randy	1991-92
	24	LINK, Bryan	1990-93

RUNS BATTED IN

Rank	RBI	Player	Season
1.	175	WAMPLER, Lance	1997-00
2.	171	MANNING, Nate	1993-96
3.	168	ELLIS, A.J.	2000-03
4.	154	HYDE, Chris	2002-05
5.	152	TURKEN, Mark	1995-98
6.	151	WALKER, Jared	2001-02, 04-05
7.	142	TROY, Greg	1997-00
8.	138	BIANKOWSKI, Melvin	1986-89
9.	125	BENNETT, Ryan	1993-96
10.	124	SLOAN, Dave	1995-98

WALKS

Rank	BB	Player	Season
1.	125	DENNIS, Pat	1974-77
2.	112	ELLIS, A.J.	2000-03
3.	107	QUADE, Scott	1990-93
4.	104	BOLDEN, AI	1992-95
5.	103	WAMPLER, Lance	1997-00
6.	101	RUNK, Kris	1993-96
7.	97	LINK, Bryan	1990-93
8.	94	BIANKOWSKI, Melvin	1986-89
9.	93	YOUNGBLOOD, Cody	2005-06
10.	91	PEER, Joseph	2000-02
	91	HYDE, Chris	2002-05

HIT BY PITCH

Rank	BB	Player	Season
1.	36	LEDBETTER, Matt	2002-06
2.	33	LANCASTER, Joe	1997-00
3.	30	MANNING, Nate	1993-96
4.	28	PEER, Joseph	2000-02
	28	SLOAN, Dave	1995-98
6.	21	BETHKE, Ron	2003-04
7.	20	TROY, Greg	1997-00
	20	HYDE, Chris	2002-04
	20	LUCAS, Trey	2007-
10.	19	ZIMMERMAN, Benji	1994-97
	19	POYNTER, Chris	2001-05

STOLEN BASES

Rank	SB	Player (SB-SBA)	Season
1.	110	COATES, Thomas (110-130)	1988-91
2.	72	BROWN, Kent (72-91)	1996-97
3.	70	STRICKLAND, Rick (70-87)	1988-89
4.	60	ABBOTT, Chuck (60-78)	1994-96
5.	58	MIKULECKY, Jason (58-65)	1991-94
6.	54	TUBBS, Greg (54-61)	1981-82,84
	54	YOUNGBLOOD, Cody (54-71)	2005-06
8.	49	PEER, Joseph (49-62)	2000-02
9.	48	ZIMMERMAN, Benji (48-62)	1994-97
10.	47	JOHNSON, Michael (47-57)	2001-02
	47	BOLDEN, AI (47-59)	1992-95

Pitching

EARNED RUN AVERAGE (MIN. 2 YRS AND 100 IP)

Rank	ERA	Player (IP)	Season
1.	1.73	INMAN, Ed (130.0)	1970-71
2.	2.41	SARVER, John (127.0)	1976-77
3.	2.45	RAMSEY, Mike (220.2)	1970-73
4.	2.56	SNAPP, Mike (102.0)	1972-73
5.	2.70	CHEESMAN, Dallas (133.1)	1971-74
6.	2.71	HARDY, Rowdy (346.0)	2004-06
7.	2.89	BURNS, Tim (112.0)	1970-71
8.	3.09	KELLEY, Shawn (390.1)	2003-07
9.	3.27	HENDRICKS, Mike (110.0)	1970-72
10.	3.36	DOWNNEY, Doug (171.2)	1976-79
11.	3.38	RICHARDSON, Rick (167.2)	1977-79
12.	3.55	BROCK, David (119.0)	1981-82
13.	3.60	CORNELISON, Steve (125.0)	1994-95
14.	3.62	KAUTZ, Dave (141.2)	1975-78
15.	3.64	MAULT, Jeff (106.1)	2003-04
16.	3.69	DORTCH, Shane (165.2)	1992-94
17.	3.82	GILLIAM, Keith (264.0)	1979-82
18.	3.98	SMITH, Craig (194.2)	1996-97
19.	4.09	SIMS, Stacy (125.1)	1984-85
20.	4.19	BRILEY, Joe (152.1)	1975-78

WALKS PER 9 INNINGS (MIN. 2 YRS AND 100 IP)

Rank	BB/9	Player (IP)	Season
1.	1.74	HARDY, Rowdy (346.0)	2004-06
2.	2.01	KELLEY, Shawn (390.1)	2003-07
3.	2.51	THARPE, Michael O. (286.2)	1982-85
4.	2.51	SIMS, Stacy (125.1)	1984-85
5.	2.57	REYNOLDS, Matt (161.0)	2006-07
6.	2.83	VICINI, David (143.1)	2006-
7.	2.89	MANTOOTH, Ryne (162.0)	2007-08
8.	2.90	WEEL, Mike (319.1)	1999-02
9.	2.94	RAMSEY, Mike (220.2)	1970-73
10.	3.12	INMAN, Ed (130.0)	1970-71

STRIKEOUTS PER 9 INNINGS (MIN. 2 YRS AND 100 IP)

Rank	K/9	Player (AB)	Season
1.	9.58	RAMSEY, Mike (220.2)	1970-73
2.	9.24	BURNS, Tim (112.0)	1970-71
3.	8.79	SHERRILL, George (145.1)	1998-99
4.	8.48	TARAJACK, Bill (120.0)	1998-99
5.	8.38	DOAN, Zak (117.0)	1996-97
6.	8.26	SHELTON, Chris (137.1)	1997-00
7.	7.92	ANDERS, Gary (186.1)	1972-75
8.	7.82	HARPER, Ryne (109.1)	2008-
9.	7.81	DUNN, Cary (151.0)	1986-88
10.	7.74	O'DONNELL, Tony (102.1)	2000-01

WINS

Rank	W	Player (W-L)	Season
1.	32	HARDY, Rowdy (32-12)	2004-06
2.	26	WEEL, Mike (26-12)	1999-02
	26	KELLEY, Shawn (26-16)	2003-07
3.	20	PEW, Stephen (20-10)	1999-02
	20	RAMSEY, Mike (20-16)	1970-73
	20	THARPE, Michael O. (20-16)	1982-85
6.	18	CASH, Jesse (18-23)	1987-90
	18	SPEER, Scott (18-18)	1990-94
8.	17	Six tied with	

LOSSES

Rank	L	Player (W-L)	Season
1.	23	CASH, Jesse (18-23)	1987-90
2.	19	FRAZIER, Jon (17-19)	1986-89
	19	GILLIAM, Keith (17-19)	1979-82
4.	18	SPEER, Scott (18-18)	1990-94
	18	MILLER, Larry (12-18)	1983-86
	18	SMITH, Dustin (11-18)	1999-03
7.	17	RICHARDSON, David (11-17)	1991-94
8.	16	RAMSEY, Mike (20-16)	1970-73
	16	THARPE, Michael O. (20-16)	1982-85
	16	KELLEY, Shawn (26-16)	2003-07

SAVES

Rank	SVS	Player	Season
1.	20	TENHOLDER, Daniel	2007-09
2.	13	MAULT, Jeff	2003-04
3.	12	ROMMEL, Clint	1998-02
	12	SHERRILL, George	1998-99
5.	11	DANIEL, Brad	2003-06
6.	10	MURPHY, Neil	1990-93
	10	WILSHIRE, Ben	2006-07
8.	7	LONGHURST, Glen	1994-97
	7	MINIK, Tim	1990-91
10.	6	MUSTON, Adam	2001-04
	6	DAHL, Clayton	1981-83

APPEARANCES

Rank	APP	Player	Season
1.	95	DANIEL, Brad	2003-06
2.	85	LONGHURST, Glen	1994-97
3.	79	PEW, Stephen	1999-02
4.	76	ROMMEL, Clint	1998-02
5.	72	FRAZIER, Jon	1986-89
	72	SPEER, Scott	1990-94
	72	KELLEY, Shawn	2003-07
8.	68	TENHOLDER, Daniel	2007-09
9.	66	VICINI, David	2006-
10.	64	STECKER, Nate	1997-00

GAMES STARTED

Rank	GS	Player	Season
1.	57	KELLEY, Shawn	2003-07
2.	53	WEEL, Mike	1999-02
3.	47	SPEER, Scott	1990-94
4.	45	HARDY, Rowdy	2004-06
5.	44	THARPE, Michael O.	1982-85
6.	43	CASH, Jesse	1987-90
7.	41	FRAZIER, Jon	1986-89
8.	39	GILLIAM, Keith	1979-82
	39	SMITH, Dustin	1999-03
10.	37	WALKER, Jamie	1990-92

COMPLETE GAMES

Rank	CG	Player	Season
1.	28	THARPE, Michael O.	1982-85
2.	25	GILLIAM, Keith	1979-82
3.	19	HARDY, Rowdy	2004-05
4.	17	KELLEY, Shawn	2003-07
5.	14	ANDERS, Gary	1972-75
6.	13	WALKER, Jamie	1990-92
	13	RAMSEY, Mike	1970-73
8.	12	CASH, Jesse	1987-90
9.	11	Five tied with	

SHUTOUTS

Rank	SHO	Player	Season
1.	3	WALKER, Jamie	1990-92
	3	KELLEY, Shawn	2003-07
3.	2	WEEL, Mike	1999-02
	2	SMITH, Craig	1996-97
	2	DONALD, David	1982-83
	2	DORTCH, Shane	1992-94
	2	THARPE, Michael O.	1982-85
	2	HARDY, Rowdy	2004-06
	2	DANIEL, Brad	2003-06
10.	1	Several players tied	

INNINGS PITCHED

Rank	IP	Player	Season
1.	390.1	KELLEY, Shawn	2003-07
2.	346.0	HARDY, Rowdy	2003-06
3.	319.1	WEEL, Mike	1999-02
4.	286.2	THARPE, Michael O.	1982-85
5.	284.0	FRAZIER, Jon	1986-89
6.	282.2	SPEER, Scott	1990-94
7.	264.0	GILLIAM, Keith	1979-82
8.	263.1	CASH, Jesse	1987-90
9.	252.2	PEW, Stephen	1999-02
10.	243.0	WALKER, Jamie	1990-92

STRIKEOUTS

Rank	SO	Player	Season
1.	298	KELLEY, Shawn	2003-07
2.	255	HARDY, Rowdy	2003-06
3.	242	WEEL, Mike	1999-02
4.	235	RAMSEY, Mike	1970-73
5.	196	SPEER, Scott	1990-94
6.	189	SMITH, Dustin	1999-03
7.	187	DANIEL, Brad	2003-06
8.	182	WALKER, Jamie	1990-92
9.	174	RICHARDSON, David	1991-94
10.	171	GILLIAM, Keith	1979-82

Fielding

FIELDING PERCENTAGE (MIN. 2 YRS AND 200 CHANCES)

Rank	FLD	Player	Season
1.	.992	LANE, Jake (770-76-7)	2006-07
2.	.991	ELLIS, A.J. (1395-191-14)	2000-03
3.	.991	HYDE, Chris (1007-71-10)	2002-05
4.	.991	SMITH, Tommy (795-95-8)	2003-06
5.	.990	SMITH, Matt (365-50-4)	2006-07
6.	.989	KOLE, Matt (786-56-9)	2007-
7.	.989	MAISER, Brock (757-39-9)	1995-96
8.	.988	FREY, Mike (609-52-8)	1996-99
9.	.986	DENNIS, Pat (270-9-4)	1974-77
10.	.986	HILL, Rafael (271-7-4)	2004-08

PUTOUTS

Rank	PO	Player	Season
1.	1395	ELLIS, A.J.	2000-03
2.	1007	HYDE, Chris	2002-05
3.	934	SMITH, Kevin	1991-94
4.	845	BENNETT, Ryan	1993-96
5.	803	LINK, Bryan	1990-93
6.	795	POLK, Chris	1989-90
	795	SMITH, Tommy	2003-06
8.	786	KOLE, Matt	2007-
9.	770	LANE, Jake	2006-07
10.	757	MAISER, Brock	1995-96

ASSISTS

Rank	A	Player	Season
1.	674	QUADE, Scott	1990-93
2.	488	ABBOTT, Chuck	1994-96
3.	443	RUNK, Kris	1993-96
4.	384	SIMS, Wes	1991-93
5.	376	BIANKOWSKI, Melvin	1986-89
6.	367	PEER, Joseph	2000-02
7.	362	TROY, Greg	1997-00
8.	355	MANNING, Nate	1993-96
9.	352	WALKER, Jared	2001-02, 04-05
10.	348	LEDBETTER, Matt	2002-06

GOVERNORS BASEBALL

PRE-1970 RECORDS

Individual Batting – Single-Season

CATEGORY	ACTUAL	PLAYER	SEASON
BATTING AVERAGE	.435	STEWART, Jim	1961
AT BATS	83	WINDERS, Jackie	1962
RUNS SCORED	24	STEWART, Jim	1960
HITS	28	ROGERS, Rodney MORGAN, Tom	1962 1957
DOUBLES	7	MORGAN, Tom	1957
TRIPLES	4	WEBB, Pat MARTIN, Lewis	1960 1956
HOME RUNS	5	ROGERS, Rodney	1962
RUNS BATTED IN	31	MARTIN, Lewis	1956
STOLEN BASES	12	STEWART, Jim	1960
WALKS	12	HARRISON, Eddie	1967
HIT BY PITCH	3	HOLDER, Terry	1968

Individual Pitching– Single-Season

CATEGORY	ACTUAL	PLAYER	SEASON
WINS	8	MORGAN, Tom	1958
EARNED RUN AVERAGE	1.43	MORGAN, Tom	1958
APPEARANCES	11	WATTS, Joey WILHOITE, Bill BESHEARS, Jim BROWN, Phil	1968 1965 1960 1957
COMPLETE GAMES	7	CONNELLY, Ken	1963
SHUTOUTS	3	MORGAN, Tom	1958
INNINGS PITCHED	69.0	MORGAN, Tom	1958
STRIKEOUTS	81	MORGAN, Tom	1958

Individual Batting – Career

CATEGORY	ACTUAL	PLAYER	SEASONS
BATTING AVERAGE	.377	MARTIN, Lewis	1953-56
AT BATS	264	PEARSON, Chip	1967-70
RUNS SCORED	60	MARTIN, Lewis	1953-56
HITS	80	MORGAN, Tom MARTIN, Lewis	1953, 56-58 1953-56
DOUBLES	16	MARTIN, Lewis	1953-56
TRIPLES	8	MORGAN, Tom	1953, 56-58
HOME RUNS	10	MORGAN, Tom	1953, 56-58
RUNS BATTED IN	60	MARTIN, Lewis	1953-56
STOLEN BASES	29	STEWART, Jim	1958-61
WALKS	52	HARRISON, Eddie	1966-69
HIT BY PITCH	5	SLEIGH, Phillip	1966-69

Individual Pitching – Career

CATEGORY	ACTUAL	PLAYER	SEASON
WINS	17	INMAN, Ed BROWN, Phil	1968-71 1955-57
EARNED RUN AVERAGE	2.87	MORGAN, Tom	1953, 56-58
APPEARANCES	39	CONNELLY, Ken	1960-63
COMPLETE GAMES	16	BROWN, Phil	1955-57
SHUTOUTS	6	INMAN, Ed	1968-71
INNINGS PITCHED	208	CONNELLY, Tom	1960-63
STRIKEOUTS	193	MORGAN, Tom	1953, 56-58

Team Batting – Single-Season

CATEGORY	ACTUAL	SEASON
BATTING AVERAGE	.288	1956
AT BATS	675	1960
RUNS SCORED	157	1956
HITS	183	1956
DOUBLES	25	1962
TRIPLES	10	1960
HOME RUNS	16	1957
RUNS BATTED IN	118	1956
STOLEN BASES	45	1960
WALKS	96	1962
HIT BY PITCH	10	1967

Pitching– Single-Season

CATEGORY	ACTUAL	SEASON
WINS	13	1962
EARNED RUN AVERAGE	2.44	1958
SHUTOUTS	6	1953
INNINGS PITCHED	169	1962
STRIKEOUTS	120	1967

Team Miscellaneous – Single Season

CATEGORY	ACTUAL	SEASON
CONSECUTIVE WINS	10	1958
CONSECUTIVE LOSSES	8	1955, 1967
BEST WIN PERCENTAGE	.833	(10-2) 1958

Batting Average

1970	SIPE, Kevin.....	.261
1971	SIPE, Kevin.....	.311
1972	NOLAN, John.....	.321
1973	SIPE, Kevin.....	.382
1974	RICKERT, Bob.....	.302
1975	WIRTZ, Karl.....	.426
1976	EARGLE, Doug.....	.437
1977	EARGLE, Doug.....	.368
1978	BAKER, Gary.....	.381
1979	VINYARD, Chris.....	.346
1980	BAKER, Gene.....	.379
1981	JOYE, LeBon.....	.386
1982	TUBBS, Greg.....	.362
1983	McCUTCHEON, Robert.....	.331
1984	TUBBS, Greg.....	.347
1985	HARRISON, Lew.....	.358
1986	HOODENPYL, Bill.....	.441
1987	ALFONSO, Kenny.....	.313
1988	STRICKLAND, Rick.....	.368
1989	WAGGONER, Jimmy.....	.339
1990	POLK, Chris.....	.373
1991	HATFIELD, Ken.....	.355
1992	LINK, Bryan.....	.355
1993	QUADE, Scott.....	.359
1994	MIKULECKY, Jason.....	.340
1995	BENNETT, Ryan.....	.356
1996	BENNETT, Ryan.....	.407
1997	BROWN, Kent.....	.370
1998	TROY, Greg.....	.358
1999	Buddy Dubois.....	.402
2000	KUNICH, Frank.....	.408
2001	Rusty Moore.....	.351
2002	ELLIS, A.J.....	.371
2003	BETHKE, Ron.....	.385
2004	POYNTER, Chris.....	.402
2005	WALKER, Jared.....	.367
2006	GILBOY, Ryan.....	.366
2007	FARRAR, Tyler.....	.341
2008	HILL, Rafael.....	.388
2009	LUCAS, Trey.....	.382

Home Runs

1970	SIPE, Kevin.....	4
1971	SIPE, Kevin.....	4
1972	SIPE, Kevin.....	4
	WARD, Larry.....	4
1973	RICKERT, Bob.....	4
	DAVIS, Jim.....	4
1974	RICKERT, Bob.....	9
1975	DENNIS, Pat.....	8
1976	BEAM, Eddie.....	11
1977	DENNIS, Pat.....	5
1978	CROSS, Brian.....	5
1979	BAKER, Sc.....	5
	VINYARD, Chris.....	5
1980	MANERI, Nick.....	8
1981	BAKER, Gene.....	7
	TUBBS, Greg.....	7
1982	HAWN, Jeff.....	5
	TUBBS, Greg.....	5
1983	BYNUM, Scott.....	7
1984	NICKELL, Steve.....	5
1985	OWEN, Corky.....	11
1986	MURRAY, Chris.....	9
1987	STEWART, Andy.....	8
1988	BIANKOWSKI, Melvin.....	10
1989	COATES, Thomas.....	7
1990	POLK, Chris.....	12
1991	THOMAS, Marc.....	10
1992	McDERMOTT, Randy.....	16
1993	COOK, Steve.....	8
	SIMS, Wes.....	8
	LINK, Bryan.....	8
1994	SMITH, Kevin.....	6
	MIKULECKY, Jason.....	6
1995	MANNING, Nate.....	8
1996	MANNING, Nate.....	19
1997	WAMPLER, Lance.....	11
1998	TURKEN, Mark.....	10
	SLEDD, Aaron.....	10
1999	Pat O'Sullivan.....	17
2000	TROY, Greg.....	11

2001	JOHNSON, Michael.....	15
	KUNICH, Frank.....	15
2002	JOHNSON, Michael.....	18
2003	HYDE, Chris.....	8
2004	HYDE, Chris.....	11
2005	SCHROEDER, Jacob.....	7
	HYDE, Chris.....	7
2006	GILBOY, Ryan.....	5
	SCHROEDER, Jacob.....	5
2007	HOGUE, Will.....	8
	LANE, Jake.....	8
2008	FARRAR, Tyler.....	9
2009	BACHMAN, Greg.....	10

Runs Batted In

1970	SIPE, Kevin.....	18
1971	SIPE, Kevin.....	29
1972	KNOX, Jim.....	20
1973	SIPE, Kevin.....	29
1974	RICKERT, Bob.....	43
1975	WIRTZ, Karl.....	35
1976	BEAM, Eddie.....	38
1977	EARGLE, Doug.....	30
	SCHOETTLE, Tom.....	30
1978	VINYARD, Chris.....	34
1979	VINYARD, Chris.....	32
1980	VINYARD, Chris.....	33
1981	HARPER, Ralph.....	59
1982	HAWN, Jeff.....	30
1983	BYNUM, Scott.....	26
	HIGGINS, Stacey.....	26
1984	NICKELL, Steve.....	23
1985	WILLIAMS, Monte.....	33
1986	MURRAY, Chris.....	48
1987	MURRAY, Chris.....	30
1988	BIANKOWSKI, Melvin.....	41
1989	BIANKOWSKI, Melvin.....	56
1990	POLK, Chris.....	61
1991	THOMAS, Marc.....	36
1992	McDERMOTT, Randy.....	59
1993	LINK, Bryan.....	45
1994	SMITH, Kevin.....	46
1995	BENNETT, Ryan.....	43
1996	MANNING, Nate.....	81
1997	MORTIMORE, Billy.....	44
1998	WAMPLER, Lance.....	48
1999	Pat O'Sullivan.....	69
2000	FULLER, Ben.....	52
2001	ELLIS, A.J.....	58
2002	JOHNSON, Michael.....	76
2003	BEECH, Travis.....	43
2004	WALKER, Jared.....	51
2005	WALKER, Jared.....	59
2006	GILBOY, Ryan.....	54
2007	FARRAR, Tyler.....	44
2008	FARRAR, Tyler.....	56
2009	BACHMAN, Greg.....	44

Stolen Bases

1970	PEARSON, Chip.....	7
1971	PALKO, J.J.....	15
1972	SIPE, Kevin.....	6
1973	SIPE, Kevin.....	13
1974	SOREY, Charlie.....	8
1975	BEAM, Eddie.....	15
1976	BEAM, Eddie.....	16
1977	MOORE, Joey.....	13
1978	BAKER, Gary.....	17
1979	RIFFEY, Mike.....	16
1980	ARMINIO, Matt.....	21
1981	HARPER, Ralph.....	17
1982	TUBBS, Greg.....	34
1983	PARKER, Jaye.....	22
1984	TUBBS, Greg.....	8
	PARKER, Jaye.....	8
1985	PENA, Jose.....	12
1986	PENA, Jose.....	17
1987	STEWART, Andy.....	13
1988	WAGGONER, Jimmy.....	23
	STRICKLAND, Rick.....	23
1989	STRICKLAND, Rick.....	47
1990	COATES, Thomas.....	40
1991	COATES, Thomas.....	29
1992	MIKULECKY, Jason.....	12

1993	SIMS, Wes.....	23
1994	MIKULECKY, Jason.....	23
1995	BOLDEN, Al.....	20
1996	BROWN, Kent.....	22
	ABBOTT, Chuck.....	22
1997	BROWN, Kent.....	50
1998	FREY, Michael.....	12
1999	DUBOIS, Buddy.....	14
2000	FULLER, Ben.....	15
2001	MOORE, Rusty.....	28
2002	JOHNSON, Michael.....	26
2003	LEDBETTER, Matt.....	15
2004	BURKEEN, Alfredo.....	18
	LEDBETTER, Matt.....	18
2005	YOUNGBLOOD, Cody.....	29
2006	KANE, Ryan.....	26
2007	FARRAR, Tyler.....	17
2008	HILL, Rafael.....	23
2009	CLINARD, Jon.....	22
	BROWETT, Adam.....	22

Earned Run Average

1970	INMAN, Ed.....	2.30
1971	INMAN, Ed.....	1.26
1972	WATTS, Joey.....	2.34
1973	SNAPP, Mike.....	3.00
1974	CHEESMAN, Dallas.....	2.91
1975	BEAM, Eddie.....	0.00
	ARMSTRONG, Dave.....	0.00
	SUMMER, Steve.....	0.00
	FENDLEY, Mart.....	0.00
	DENNIS, Pat.....	0.00
	RICKERT, Bob.....	0.00
1976	STALNAKER, Allan.....	2.91
1977	SARVER, John.....	1.76
1978	WRIGHT, David.....	3.64
1979	DOWNEY, Doug.....	2.75
1980	GILLIAM, Keith.....	4.10
1981	BROCK, David.....	2.83
1982	THARPE, Michael O.....	3.47
1983	THARPE, Michael O.....	5.83
1984	SIMS, Stacy.....	2.67
1985	MILLER, Larry.....	4.84
1986	FRAZIER, Jon.....	7.52
1987	DUNN, Cary.....	3.59
1988	WARD, Rich.....	4.65
1989	CASH, Jesse.....	3.66
1990	KOOIMAN, Bill.....	3.76
1991	RICHARDSON, David.....	5.75
1992	WALKER, Jamie.....	2.74
1993	STREETER, Rod.....	3.78
1994	DORTCH, Shane.....	3.08
1995	FINCHER, Jason.....	5.40
1996	SMITH, Craig.....	2.94
1997	SMITH, Craig.....	5.16
1998	SHERRILL, George.....	4.92
1999	SARJACK, Bill.....	4.05
2000	WEEL, Mike.....	2.99
2001	WEEL, Mike.....	4.40
2002	WEEL, Mike.....	3.93
2003	SMITH, Dustin.....	3.70
2004	HARDY, Rowdy.....	2.90
2005	HARDY, Rowdy.....	2.63
2006	DANIEL, Brad.....	2.55
2007	KELLEY, Shawn.....	2.40
2008	HUFF, Stephen.....	3.46
2009	HARPER, Ryne.....	4.12

Wins

1970	INMAN, Ed.....	5
1971	INMAN, Ed.....	8
	RAMSEY, Mike.....	8
1972	RAMSEY, Mike.....	8
1973	CHEESMAN, Dallas.....	5
1974	CHEESMAN, Dallas.....	6
1975	ANDERS, Gary.....	5
1976	SARVER, John.....	5
	KAUTZ, Dave.....	5
1977	SARVER, John.....	7
1978	RICHARDSON, Rick.....	4
	WRIGHT, David.....	4
	KNERR, Randy.....	4
1979	GILLIAM, Keith.....	6
1980	GILLIAM, Keith.....	4

1981	DAHL, Clayton.....	6
1982	THARPE, Michael O.....	5
1983	THARPE, Michael O.....	4
1984	THARPE, Michael O.....	6
1985	THARPE, Michael O.....	5
	BECKMAN, Robbie.....	5
1986	DUNN, Cary.....	3
	FRAZIER, Jon.....	3
	BOYD, Bill.....	3
	MILLER, Larry.....	3
1987	DUNN, Cary.....	3
	WARD, Rich.....	3
	PETTY, Denny.....	3
	PAGE, Vance.....	3
1988	FRAZIER, Jon.....	6
1989	CASH, Jesse.....	9
1990	KOOIMAN, Bill.....	8
1991	WALKER, Jamie.....	3
	HOMESLEY, Joby.....	3
	TAYLOR, Chris.....	3
1992	WALKER, Jamie.....	9
1993	DORTCH, Shane.....	5
	STREETER, Rod.....	5
	SPEER, Scott.....	5
1994	DORTCH, Shane.....	9
1995	TAYLOR, Jeff.....	6
1996	EIKENBERRY, Mike.....	11
1997	SMITH, Craig.....	7
1998	MASSEY, Seth.....	5
	SHELTON, Chris.....	5
1999	STECKER, Nathan.....	5
	SHERRILL, George.....	5
2000	WEEL, Mike.....	10
2001	PEW, Stephen.....	8
2002	WEEL, Mike.....	9
2003	THOMAS, Devin.....	9
2004	HARDY, Rowdy.....	12
2005	HARDY, Rowdy.....	11
2006	HARDY, Rowdy.....	9
2007	KELLEY, Shawn.....	11
2008	MANTOOTH, Ryne.....	7
2009	HARPER, Ryne.....	4
	MARSHALL, Ricky.....	4

Strikeouts

1970	HASKINS, Dwight.....	49
1971	BURNS, Tim.....	72
1972	RAMSEY, Mike.....	85
1973	ANDERS, Gary.....	64
1974	ANDERS, Gary.....	59
1975	ANDERS, Gary.....	39
1976	SARVER, John.....	44
1977	SARVER, John.....	42
1978	WRIGHT, David.....	54
1979	GILLIAM, Keith.....	52
1980	GILLIAM, Keith.....	37
1981	BROCK, David.....	53
1982	GILLIAM, Keith.....	40
1983	MILLER, Larry.....	30
1984	THARPE, Michael O.....	32
1985	SIMS, Stacy.....	53
1986	MILLER, Larry.....	46
1987	DUNN, Cary.....	48
1988	DUNN, Cary.....	46
1989	FRAZIER, Jon.....	45
1990	KOOIMAN, Bill.....	46
1991	WALKER, Jamie.....	64
1992	WALKER, Jamie.....	89
1993	RICHARDSON, David.....	58
	SPEER, Scott.....	58
1994	SPEER, Scott.....	67
1995	TAYLOR, Jeff.....	49
1996	SMITH, Craig.....	84
1997	DOAN, Zak.....	70
1998	MASSEY, Seth.....	78
1999	SHERRILL, George.....	83
2000	WEEL, Mike.....	79
2001	WEEL, Mike.....	73
2002	WEEL, Mike.....	69
2003	SMITH, Dustin.....	81
2004	HARDY, Rowdy.....	91
2005	HARDY, Rowdy.....	96
2006	KELLEY, Shawn.....	89
2007	KELLEY, Shawn.....	82

2008	HUFF, Stephen.....	79
2009	HARPER, Ryne.....	54

Saves

1974	GARRETT, Maxie.....	1
1975	KAUTZ, Dave.....	1
	BRILEY, Joe.....	1
1981	HIGGINS, Stacey.....	4
1982	BROCK, David.....	1
1983	DAHL, Clayton.....	5
1984	EXTINE, John.....	2
1985	SIMS, Stacy.....	2
1986	HOODENPYL, Bill.....	2
1987	FRAZIER, Jon.....	3
1988	WARD, Rich.....	2
	FRAZIER, Jon.....	2
1989	McCOLLOUGH, Orville.....	2
	BUFFALO, Jeff.....	2
1990	MINIK, Tim.....	3
	TAYLOR, Chris.....	3
	MARTENS, Dan.....	3
1991	MINIK, Tim.....	4
1992	MURPHY, Neil.....	8
1993	MURPHY, Neil.....	2
	ALBRIGHT, Gerald.....	2
	STREETER, Rod.....	2
1994	ALBRIGHT, Gerald.....	1
	RICE, Jason.....	1
1995	RICE, Jason.....	3
	LONGHURST, Glen.....	3
1996	ELIAS, Rich.....	3
1997	LONGHURST, Glen.....	2
1998	SHERRILL, George.....	8
1999	SHERRILL, George.....	4
	STECKER, Nathan.....	4
2000	Gunnar Tatom.....	5
2001	ROMMEL, Clint.....	5
2002	ROMMEL, Clint.....	4
2003	MAULT, Jeff.....	10
2004	MUSTON, Adam.....	6
2005	DANIEL, Brad.....	5
2006	DANIEL, Brad.....	6
2007	WILSHIRE, Ben.....	9
2008	TENHOLDER, Daniel.....	11
2009	TENHOLDER, Daniel.....	9

GOVERNORS BASEBALL

Hitting

BATTING AVERAGE

Season.....331..... 1996

SLUGGING PERCENTAGE

Season.....512..... 1999

ON-BASE PERCENTAGE

Season.....415..... 1976

AT-BATS

Game.....56.....at Morehead State, 4/1/2007

Season.....2229..... 1996

RUNS SCORED

Game.....30.....at Morehead State, 3/8/1998

Season.....470..... 1996

HITS

Game.....33.....at Morehead State, 4/1/2007

Season.....738..... 1996

DOUBLES

Game.....9.....vs. Tenn.-Martin, 4/24/2004

Season.....155..... 1996

TRIPLES

Game.....3.....vs. Indiana State, 2/17/1996

Season.....3.....at Murray State, 5/6/2001

Season.....26..... 1996

HOME RUNS

Game.....8.....at Eastern Illinois, 4/24/1999

Season.....72..... 2001

RUNS BATTED IN

Game.....28.....at Morehead State, 3/8/1998

Season.....426..... 1996

WALKS

Inning.....8.....vs. Trevecca, 4/26/1995

Game.....12..(4x) last at Morehead St., 4/22/2001

Season.....317..... 1989

HIT BY PITCH

Game.....6.....vs. Southeast Mo., 4/26/2003

Season.....64..... 2006

STRIKEOUTS

Game.....26.....vs. Murray St. (15 inn.), 4/12/1987

Season.....433..... 2007

Fewest.....133..... 1980

STOLEN BASES

Game.....9.....vs. Western Ky., 4/4/2001

Season.....151..... 1989, 1997

Pitching

EARNED-RUN AVERAGE

Season.....2.18..... 1971

WALKS PER NINE INNINGS

Season.....2.54..... 2007

STRIKEOUTS PER NINE INNINGS

Season.....8.33..... 1971

SAVES

Season.....14..... 2008

COMPLETE GAMES

Season.....38..... 1974

SHUTOUTS

Season.....7..... 2005

INNINGS PITCHED

Game.....15.2.....at Eastern Ky., 3/18/2000

Season.....545.1..... 1996

HITS ALLOWED

Game.....23.....(3x) last at Eastern Ky., 5/11/2003

Season.....601..... 2001

RUNS ALLOWED

Game.....38.....vs. Lincoln Memorial, 1956

Season.....434..... 1996

WALKS ALLOWED

Game.....13.....(4x) last at Western Ky., 4/2/2002

Season.....331..... 1991

Fewest.....144..... 1972

STRIKEOUTS

Game.....15.....at Arkansas St., 2/24/1999

Season.....399..... 1998

HIT BATTERS

Season.....79..... 2008

RUNNERS PICKED OFF

Season.....18..... 2007

Fielding

FIELDING PERCENTAGE

Season......972..... 2007

PUTOUTS

Game.....47.....at Eastern Ky., 3/18/2000

Season.....1635..... 1996

ASSISTS

Game.....21.....at Eastern Ky., 3/18/2000

Season.....746..... 2007

ERRORS

Game.....8.....(2x) last at Xavier, 3/21/2000

Season.....126..... 1992

DOUBLE PLAYS TURNED

Game.....4.....vs. Evansville, 3/28/2007

Season.....65..... 2005

SLUGGING PERCENTAGE

Season......512..... 1999

Miscellaneous Team Records

Most Games	66	1996
Most Wins	44	1996
Most Regular-Season Wins	38	1996
Most OVC Wins	20	2004
Most Consecutive Wins	11	1971, 2007
Most Consecutive Home Wins	14	1976
Most Consecutive Road Wins	6	2001, 2005, 2007 (2)
Most Consecutive OVC Wins	7	2007
Most Losses	37	1991
Most OVC Losses	15	1998
Most Consecutive Losses	14	1986
Most Consecutive Home Losses	10	1983
Most Consecutive Road Losses	10	1985
Most Consecutive OVC Losses	13	1982

1996 • South II Regional

GAME 1 • LOUISIANA STATE 9, APSU 3

May 23, 1996 at Baton Rouge, La.

	1	2	3	4	5	6	7	8	9	-	R	H	E
APSU	0	0	0	1	0	0	0	0	2	-	3	8	3
LSU	4	0	1	0	0	0	2	2	X	-	9	8	1

W: Yarnell (9-1) S: None L: Smith, C (10-6)

T: 2:51 ATT: 6231

BATON ROUGE, La. – Austin Peay's baseball team could not solve LSU starter Eddie Yarnell and fell, 9-3, in the opening game of the South II Regional.

Yarnell threw eight inning of four-hit baseball, allowing just one run – on David Sloan's RBI-double in the fourth inning – and striking out 12.

The Gobs offense mustered two more runs off LSU reliever Jake Esteves, scoring on an error and Kent Brown's RBI-single.

Austin Peay starter Craig Smith was greeted rudely by the LSU offense which tagged him for four runs on three hits in the first frame. He limited LSU's offense to just one more run over the next five innings before surrendering two runs in both the seventh and eighth frames. Smith went 7.1 innings, allowing nine runs (seven earned) on eight hits and seven walks.

GAME 4 • GEORGIA TECH 14, APSU 3

May 24, 1996 at Baton Rouge, La.

	1	2	3	4	5	6	7	8	9	-	R	H	E
GT	0	1	3	3	0	0	1	6	0	-	14	19	0
APSU	0	0	0	0	0	2	0	0	1	-	3	6	1

W: Wrigley (4-4) S: None L: Eikenberry (11-4)

T: 2:32 ATT: 958

HR: GT – Leggett, Thomas 2; APSU – Manning

BATON ROUGE, La. – Austin Peay's baseball team saw its offense stymied for the second consecutive day and fell, 14-3, to Georgia Tech in Game 4 of the South II Regional. The Gobs were eliminated from the tournament with the loss.

Similar to the previous day's action, the Gobs offense could not find a solution to Georgia Tech starter Jase Wrigley, who limited the Gobs to two runs on five hits while striking out nine in his eight innings of work. APSU's lone highlight was Nate Manning's sixth-inning two-run home run – his 19th of the season.

Meanwhile, the Georgia Tech offense, led by J.J. Thomas' 3-for-6, 6 RBI performance, rapped out 19 hits off three Austin Peay pitchers. Starter Mike Eikenberry was tagged for most of the damage, allowing 10 runs (nine earned) on 13 hits in seven-plus innings.

2005 • Knoxville Regional

GAME 2 • TENNESSEE 7, APSU 5

June 3, 2005 at Knoxville, Tenn.

	1	2	3	4	5	6	7	8	9	-	R	H	E
APSU	0	1	0	0	0	4	0	0	-	5	9	2	
UT	0	0	1	2	1	0	0	3	X	-	7	15	0

W: Hochevar (15-2) S: Watson (7) L: Hardy (11-6)

T: 3:05 ATT: 3123

HR: APSU – Hyde

KNOXVILLE, Tenn. – Austin Peay's baseball team had the lead twice, but couldn't hold on either time and fell, 7-5, to host Tennessee in the first round of the 2005 NCAA Baseball Regional at Lindsey Nelson Stadium.

Austin Peay, the region's fourth seed, grabbed the game's first lead on Chris Hyde's leadoff home run in the second.

Tenth-ranked Tennessee, the top seed in the Knoxville regional, responded with four consecutive runs in the third through fifth innings. The Vols used their leadoff man with proficiency during the stretch, as it reached and scored in the third, fourth and fifth innings.

The Gobs did not wither after the lead change, finally breaking through in the seventh, where they batted through the order and scored four runs to take the lead, 5-4. Ryan Kane had the inning's big shot, a two-run double.

APSU starting pitcher Rowdy Hardy retired the side in order in the bottom of the seventh, but could not escape the eighth when he plunked the leadoff man, Alex Suarez. Two batters later, Eric King would single, driving in Suarez to tie the game. King would move to third on the play - advancing to second on the throw and then third on a throwing error. J.P. Arencibia smacked a triple into the right center gap, scoring King to give Tennessee the lead. Arencibia scored as an insurance run on Chase Headley's single up the middle before the Gobs could close the inning, but the damage was done as the Vols led 7-5 and would not relinquish the lead again.

Hardy pitched 7.1 innings, allowing seven runs on 15 hits while striking out six in the losing effort. Reliever Brad Daniel came on to get the final two outs in the eighth. Kane led the Gobs offense with a 3-for-5, two RBI effort and was the only Gov to record a multi-hit effort.

GAME 3 • WICHITA STATE 5, APSU 1

June 4, 2005 at Knoxville, Tenn.

	1	2	3	4	5	6	7	8	9	-	R	H	E
WSU	0	0	1	2	0	0	1	0	1	-	5	17	0
APSU	0	0	0	1	0	0	0	0	0	-	1	8	2

W: Banwart (7-1) S: Booth (7) L: Kelley (7-3)

T: 2:58 ATT: 771

HR: WSU – Napolitan

KNOXVILLE, Tenn. – Austin Peay's baseball team saw its 2005 season come to an end with a 5-1 loss to Wichita State, Saturday, in the NCAA Baseball Tournament regionals at Lindsey Nelson Stadium.

Austin Peay's offense was mostly silent throughout the day, mustering just eight hits - three coming in the ninth inning. The Gobs lone run came in the fourth inning on Jeremy Cabbage's run-scoring double.

Wichita State pounded out 17 hits but only scored five times, going 4-for-16 with runners in scoring position on the day. The Shockers took the lead in the third on a Phil Napolitan's solo home run. WSU added to its lead in the fifth inning with a pair of runs and closed out the scoring with runs in the seventh and ninth frames.

Shawn Kelley allowed four runs on 14 hits and two walks in 6.2 innings, striking out six. Brad Daniel came on as the last of a Gobs pitching trio and allowed one run on three hits in the final 1.2 innings, striking out two. Cody Youngblood and Brett Luther each had a pair of hits to lead the APSU offense.

2007 • Nashville Regional

GAME 1 • VANDERBILT 2, AUSTIN PEAY 1 (11 innings)

June 1, 2005 at Nashville, Tenn.

	1	2	3	4	5	6	7	8	9	10	11	-	R	H	E
APSU	0	0	0	0	0	0	0	0	1	0	0	-	1	5	3
VANDY	0	0	0	0	0	1	0	0	0	0	1	-	2	7	0

W: Weathers (12-2) S: None L: Vicini (2-2)

T: 3:19 ATT: 3532

HR: APSU – Farrar

NASHVILLE, Tenn. – Austin Peay's baseball team forced top-seeded Vanderbilt to bend, but could not break the host team, falling 2-1 in 11 innings in the 2007 NCAA Baseball Championships Nashville Regional at Hawkins Field.

The Commodores used the Gobs third error of the contest to plate the game-winning run. APSU reliever David Vicini surrendered a leadoff single to Vanderbilt's Dominic de la Osa, but got third baseman Pedro Alvarez to hit into a double play. Vicini could not find the third out as he saw shortstop Ryan Flaherty single and then walked left fielder Matt Meingasner before making way for reliever Ben Wilshire. Wilshire got catcher Shea Robin to hit a ground ball, but slipped coming off the mound and the ball tipped off his glove and second baseman J.B. Gilbert could not retrieve the ball, allowing the game-winning run to score as Wilshire was charged with an error.

The game was a pitcher's duel throughout as both teams put their respective conference's "Pitcher of the Year" on the mound and both proved why they received the honor. Vanderbilt's David Price, Collegiate Baseball's "National Player of the Year," allowed just one run on five hits while striking out 17 over nine innings. Austin Peay's Shawn Kelley, the Ohio Valley Conference's "Pitcher of the Year," went a career-long 10 innings and allowed one run on five hits while striking out a season-high nine batters.

Kelley found himself in trouble in the third as the Gobs normally stalwart defense committed its first error in over 43 innings when shortstop Levi Cheshire was unable to handle a ground ball at shortstop, allowing second baseman Alex Feinberg to reach safely. de la Osa followed with a single through the left side and Feinberg advanced to third. However, Kelley induced a pop out from Pedro Alvarez and got a fielder's choice ground out to end the threat.

The Commodores finally broke the scoreless tie in the sixth inning as Kelley, allowed a leadoff single to first baseman Brad French. The Commodores sacrificed the runner over to second and then a fly ball moved him to third. Kelley got one strike away from getting out of the inning, but put a ball in the dirt in front of and past catcher Matt Smith, allowing French to score the game's first run.

Third baseman Tyler Farrar helped out his teammate in the ninth inning, leading off the frame with a line-drive home run over the left field wall, leveling the score. It was only the second home run surrendered by Price this season. First baseman Jake Lane followed with a base on balls and stole second base, but was stranded there as Price got a ground out and a pair of strikeouts to end the inning.

Five different Austin Peay hitters recorded hits in a five-hit effort. Vicini (2-2) was tagged for the loss after allowing one unearned run on two hits and a walk while retiring just two batters.

GOVERNORS BASEBALL

2007 • Nashville Regional

GAME 3 • AUSTIN PEAY 18, MEMPHIS 7

June 2, 2005 at Nashville, Tenn.

	1	2	3	4	5	6	7	8	9	-	R	H	E
APSU	6	0	0	3	6	1	0	2	0	-	18	17	1
MEM	0	3	0	4	0	0	0	0	0	-	7	14	2

W: Lykins (2-0) S: None L: Grisham (4-4)

T: 6:54 ATT: 3532

HR: APSU - Bullock, Cheshire; MEM - Amar

NASHVILLE, Tenn. – Austin Peay State University's baseball team scored six runs in both the first and fifth innings on its way to an 18-7 victory against Memphis in Game 3 of the NCAA Baseball Championship's Nashville Regional at Hawkins Field.

The Govs two six-run innings were separated by a three-and-a-half hour rain delay as heavy rain and lightning struck in the top of the fourth inning. In the first inning, the Govs sent nine batters to the plate with Jake Lane and Josh Kempf each posting two-RBI hits. In the fifth frame, Austin Peay sent 10 men to the plate with Matt Smith and Levi Cheshire each posting two-RBI hits – Cheshire's a home run over the right field wall.

Austin Peay reliever Jeff Lykins (2-0) came on after the rain delay and allowed four runs in the fourth, but settled in and held Memphis scoreless over the next 3.2 innings to pick up the victory. He finished the game allowing four runs on nine hits and two walks over 4.2 innings. Starter Matt Reynolds allowed three runs on four hits over the first three innings before the rain delay forced his departure.

But the story was the Govs offense, as they pounded out 18 runs on 17 hits. Senior Jake Lane was 3-for-4 with two RBI to lead the Govs and five other Govs had two hits each as every starter had at least one hit. Levi Cheshire and Tyler Bullock each had two-run home runs.

2007 • Nashville Regional

GAME 5 • VANDERBILT 11, AUSTIN PEAY 5

June 3, 2005 at Nashville, Tenn.

	1	2	3	4	5	6	7	8	9	-	R	H	E
VANDY	0	0	6	1	1	2	0	1	0	-	11	17	2
MEM	2	1	1	1	0	0	0	0	0	-	5	10	2

W: Davis (3-0) S: None L: Mantooth (8-4)

T: 3:30 ATT: 3532

HR: APSU - Farrar; VANDY - de la Osa, Flaherty, Meingasner

NASHVILLE, Tenn. – One big inning – a six-run, third-inning affair, was enough to end Austin Peay's run in the NCAA Baseball Championship as it lost 10-5 in Game Five of the Championship's Nashville Regional at Hawkins Field.

Each team scored in four consecutive innings, Austin Peay (40-22) built a 3-0 lead in the first two innings. Tyler Farrar's two-run home run in the first inning, his second of the tournament, handed the Govs a 2-0 lead. In the second, J.B. Gilbert brought home the Govs third run with a double.

Vanderbilt (53-12) six-run third inning saw them send 11 men to the plate. The inning's two big blows came on back-to-back hits. Pedro Alvarez plated two runs with a bases-loaded single. Followed by Ryan Flaherty's three-run home run to right field to finish the inning's scoring with the Commodores leading, 6-3.

The Govs put runs on the board in both the third and fourth frames. Trey Lucas had a sacrifice fly in the third and Rafael Hill had a run-scoring double in the fourth to keep the margin manageable.

Dominic de la Osa continued the Commodores scoring drive with a fourth-inning solo home run. Another VU run crossed the plate on a de la Osa bases-loaded fielder's choice. A two-run home run by Matt Meingasner pushed the Vanderbilt lead to 10-5 after six innings.

Austin Peay starter Ryne Mantooth (8-4) was tagged for the loss after allowing six runs (five earned) on seven hits and striking out three over 2.2 innings. Rafael Hill, Gilbert and Levi Cheshire each had two hits for the Govs, who posted 10 hits in the affair.

Individual Hitting

BATTING AVERAGE

Game: .750 (3-for-4) – Jake Lane vs. Memphis (6/2/07)

Tourney: .455 (5-for-11) – Jake Lane (2007)

AT BATS

Game: 5 – by eight players

Tourney: 13 – J.B. Gilbert (2007); Tyler Farrar (2007); Josh Kempf (2007)

RUNS

Game: 3 – Tyler Farrar vs. Memphis (6/2/07); Levi Cheshire vs. Memphis (6/2/07)

Tourney: 5 – Tyler Farrar (2007)

HITS

Game: 3 – Jake Lane vs. Memphis (6/2/07)

Tourney: 5 – Jake Lane (2007); J.B. Gilbert (2007)

RBI

Game: 3 – Josh Kempf vs. Memphis (6/2/07); Tyler Farrar vs. Memphis (6/2/07)

Tourney: 6 – Tyler Farrar (2007)

DOUBLES

Game: 2 – Ryan Kane vs. Tennessee (6/3/05); J.B. Gilbert vs. Memphis (6/2/07); J.B. Gilbert at Vanderbilt (6/3/07); Rafael Hill at Vanderbilt (6/3/07)

Tourney: 5 – J.B. Gilbert (2007)

TRIPLES

Game: None.

Tourney: None.

HOME RUNS

Game: 1 – by six players

Tourney: 2 – Tyler Farrar (2007)

TOTAL BASES

Game: 5 – Ryan Kane vs. Tennessee (6/3/05)

Tourney: 10 – J.B. Gilbert (2007); Tyler Farrar (2007)

WALKS

Game: 2 – Cody Youngblood vs. Tennessee (6/3/05); Chris Hyde vs. Tennessee (6/3/05); Tyler Farrar vs. Memphis (6/2/07)

Tourney: 3 – Chris Hyde (2005); Tyler Farrar (2007)

STRIKEOUTS

Game: 4 – Rafael Hill at Vanderbilt (6/1/07)

Tourney: 5 – by four players in 2007

STOLEN BASES

Game: 1 – by nine players

Tourney: 2 – Jake Lane (2007)

Individual Pitching

VICTORIES

Tourney: 1 – Jeff Lykins (2007)

SAVES

Game: None

Tourney: None

INNINGS PITCHED

Game: 10.0 – Shawn Kelley at Vanderbilt (6/1/07)

Tourney: 10.0 – Shawn Kelley (2007)

HITS ALLOWED

Game: 15 – Shawn Kelley vs. Wichita State (6/4/05)

Tourney: 15 – Shawn Kelley (2005)

RUNS ALLOWED

Game: 10 – Mike Eikenberry vs. Georgia Tech (5/24/96)

Tourney: 10 – Mike Eikenberry (1996)

EARNED RUNS ALLOWED

Game: 9 – Mike Eikenberry vs. Georgia Tech (5/24/96)

Tourney: 9 – Mike Eikenberry (1996)

DOUBLES ALLOWED

Game: 3 – Craig Smith vs. LSU (5/23/96); Shawn Kelley vs. Wichita State (6/4/05)

Tourney: 3 – Craig Smith (1996); Shawn Kelley (2005)

TRIPLES ALLOWED

Game: 2 – Rowdy Hardy vs. Tennessee (6/3/05)

Tourney: 2 – Rowdy Hardy (2005)

HOME RUNS ALLOWED

Game: 2 – Mike Eikenberry vs. Georgia Tech (5/24/96)

Tourney: 2 – Mike Eikenberry (1996)

WALKS ALLOWED

Game: 7 – Craig Smith vs. LSU (5/23/96)

Tourney: 7 – Craig Smith (1996)

STRIKEOUTS

Game: 9 – Shawn Kelley at Vanderbilt (6/1/07)

Tourney: 9 – Shawn Kelley (2007)

HIT BATSMEN

Game: 2 – Rowdy Hardy vs. Tennessee (6/3/05); Ryne Mantooh (6/3/07)

Tourney: 2 – Rowdy Hardy (2005); Ryne Mantooh (2007)

WILD PITCHES

Game: 3 – Craig Smith vs. LSU (5/23/96)

Tourney: 3 – Craig Smith (1996)

Individual Defense

PUTOUTS

Game: 10 – Brock Maiser vs. Georgia Tech (5/24/96); Jeremy Cabbage vs. Wichita State (6/4/05)

Tourney: 21 – Jake Lane (2007)

ASSISTS

Game: 6 – Levi Cheshire vs. Memphis (6/2/07)

Tourney: 12 – Levi Cheshire (2007)

ERRORS

Game: 1 – by several players

Tourney: 1 – by several players

Team Hitting

PLATE APPEARANCES

Game: 51 – vs. Memphis (6/2/07)

Tourney: 130 – 2007

AT BATS

Game: 40 – vs. Memphis (6/2/07)

Tourney: 113 – 2007

RUNS

Game: 18 – vs. Memphis (6/2/07)

Tourney: 24 – 2007

BATTING AVERAGE

Tourney: .283 – 2007 (32-for-113)

HITS

Game: 17 – vs. Memphis (6/2/07)

Tourney: 32 – 2007

DOUBLES

Game: 6 – at Vanderbilt (6/3/07)

Tourney: 11 – 2007

TRIPLES

Game: None.

Tourney: None.

HOME RUNS

Game: 2 – vs. Memphis (6/2/07)

Tourney: 4 – 2007

TOTAL BASES

Game: 27 – vs. Memphis (6/2/07)

Tourney: 55 – 2007

WALKS

Game: 7 – vs. Memphis (6/2/07)

Tourney: 10 – 2007

STRIKEOUTS

Game: 22 – at Vanderbilt (6/1/07)

Tourney: 40 – 2007

STOLEN BASES

Game: 5 – vs. Memphis (6/2/07)

Tourney: 7 – 2007

Team Pitching

EARNED-RUN AVERAGE

Tourney: 5.34 – 2007 (17 ER in 28.2 innings)

SAVES

Tourney: None

INNINGS PITCHED

Game: 11.0 – at Vanderbilt (6/1/07)

Tourney: 28.2 – 2007

HITS ALLOWED

Fewest in a Game: 5 – at Vanderbilt (6/1/07)

Most in a Game: 19 – vs. Georgia Tech (5/24/96)

Fewest in a Tourney:

RUNS ALLOWED

Fewest in a Game: 2 – at Vanderbilt (6/1/07)

Most in a Game: 14 – vs. Georgia Tech (5/24/96)

Fewest in a Tourney: 20 – 2007

WALKS ALLOWED

Fewest in a Game: 0 – at Vanderbilt (6/1/07)

Most in a Game: 7 – at LSU (5/23/96)

Fewest in a Tourney: 7 – 2007

BATTERS STRUCK OUT

Game: 9 – at Vanderbilt (6/1/07)

Tourney: 19 – 2007

HIT BATSMEN

Game: 2 – at Tennessee (6/3/05); at Vanderbilt (6/3/07)

Tourney: 2 – 2005

WILD PITCHES

Game: 2 – at LSU (5/23/96); at Tennessee (6/3/05); vs. Memphis (6/2/07)

Tourney: 3 – 2005 and 2007

Team Defense

FIELDING PERCENTAGE

Tourney: .952 – 2007

TOTAL CHANCES

Tourney: 125 – 2007

PUTOUTS

Game: 32 – at Vanderbilt (6/1/07)

Tourney: 86 – 2007

ASSISTS

Game: 13 – vs. Georgia Tech (5/24/96); at Vanderbilt (6/3/07)

Tourney: 33 – 2007

ERRORS

Game: 3 – at LSU (5/23/96); at Vanderbilt (6/1/07)

Tourney: 6 – 2007

DOUBLE PLAYS

Game: 2 – vs. Wichita State (6/4/05)

Tourney: 3 – 2007

All-Region Selections

2007 - NASHVILLE

Shawn Kelley (P)

Tyler Farrar (3B)

Matt Smith (C)

GOVERNORS BASEBALL

All-Time All-OVC Selections (76)


NOTES: Only first-team All-OVC selections are included below. The OVC played in a East-West Division (denoted with an asterisk) format from 1963-1970 and again from 1973-1978. A North-South alignment (denoted with a caret) was in use from 1981-1988.

1963*	Ken Connelly, P David Mason, C Jackie Winders, OF
1964*	Dwight York, P Don Climer, OF
1965*	Fiora DeCosty, 2B Don Climer, OF
1966*	Fiora DeCosty, 2B Rodney Rogers, SS
1967*	Phillip Sleigh, OF
1968*	Phillip Sleigh, OF
1969*	Danny Black, 2B Phillip Sleigh, OF
1970*	Kevin Sipe, 1B
1971	Ed Inman
1973*	Kevin Sipe, OF
1974*	Charlie Sorey, OF
1975*	Dave Kautz, P Pat Dennis, 1B Karl Wurtz, OF
1976*	Doug Eargle, OF
1977*	Robbie Fant, IF Tom Schoettle, IF
1978*	Dave Wright, P Gary Baker, IF Chris Vinyard, OF
1980	Chris Vinyard, OF Gene Baker, DH
1981^	Clayton Dahl, P LeBon Joye, IF Ralph Harper, IF
1982^	Greg Tubbs, IF
1983^	Stacey Higgins, DH
1984^	Mo Tharpe, P Jaye Parker, IF Robert McCutcheon, OF
1985^	Mo Tharpe, P Monte Williams, OF
1986^	Chris Murray, IF
1990	Chris Polk, 1B Todd Hinterser, OF

OVC All-Tournament Selections (32)

1994	Nate Manning, IF Chuck Abbott, IF Jason Mikulecky, OF Shane Dortch, P
1996	Ryan Bennett, C Nate Manning, IF Chuck Abbott, IF Benji Zimmerman, OF Glen Longhurst, P Mike Eikenberry, P

Four-time All-OVC Selection



A.J. Ellis was named to four All-OVC teams during his career, becoming just the fifth player in league history and first since 1979 to earn the honor four times. He also is the only player to be named All-OVC at three different positions (utility in 2000, first base in 2001 and catcher in 2002 and 2003).

1992	Jamie Walker, P Troy Hayes, 3B Randy McDermott, OF
1993	Kevin Smith, 1B Wes Sims, 2B Bryan Link, OF
1994	Shane Dortch, P Chuck Abbott, SS Jason Mikulecky, OF
1996	Craig Smith, P Ryan Bennett, C Chuck Abbott, SS Nate Manning, 3B Dave Sloan, DH
1997	Kent Brown, OF Aaron Sledd, UT
1999	Buddy Dubois, OF Joe Lancaster, DH
2000	A.J. Ellis, UT Mike Weel, SP
2001	A.J. Ellis, 1B Rusty Moore, SS
2002	A.J. Ellis, C Mike Weel, SP
2003	A.J. Ellis, C Ron Bethke, OF Jeff Mault, RP
2004	Jeff Mault, SP Rowdy Hardy, SP
2005	Jared Walker, SS Rowdy Hardy, SP
2006	Ryan Gilboy, UT
2007	Jake Lane, 1B Shawn Kelley, SP
2008	Tyler Farrar, 3B

1997	Kent Brown, OF Seth Massey, P
2000	Lance Wampler, IF
2001	D.W. Blakeman, IF Joseph Peer, IF Michael Johnson, OF Chris Poynter, DH Stephen Pew, P
2002	Michael Johnson, 3B A.J. Ellis, A-L

NOTES: OVC Player of the Year and OVC Coach of the Year have been awarded annually (except 1972) since 1962. A Pitcher of the Year has been named since 1992 and a Rookie of the Year since 2000.

OVC Players of the Year (5)

Ed Inman (1971)
LeBon Joye (1981)
Michael O. Tharpe (1984)
Randy McDermott (1992)
Nate Manning (1996)

OVC Pitchers of the Year (7)

Jamie Walker (1992)
Shane Dortch (1994)
Craig Smith (1996)
Mike Weel (2000)
Jeff Mault (2004)
Rowdy Hardy (2005)
Shawn Kelley (2007)

OVC Rookie of the Year (1)

Rowdy Hardy (2004)

OVC Coach of the Year (6)

Tom Wonderling (1971)
Joe Baxter (1984)
Gary McClure (1992, 1994, 2003, 2007)

OVC Tournament MVP (3)

Nate Manning (1996)
Brad Daniel (2005)
Matt Reynolds (2007)

Academic All-Americans (6)

1981	Gene Baker (2nd Team)
1982	John Greenway (1st Team)
1990	Ken Hatfield (2nd Team)
1993	Bryan Link (2nd Team) Kevin Smith (3rd Team)
1994	Kevin Smith (3rd Team)

NOTES: Academic All-Americans as selected by the College Sports Information Directors of America (CoSIDA).

2005	Tommy Smith, C Jared Walker, IF Brett Luther, OF Brad Daniel, P Shawn Kelley, P Rowdy Hardy, P
2006	Shawn Kelley, P
2007	Tyler Farrar, IF Jake Lane, IF Rafael Hill, IF Shawn Kelley, SP Matt Reynolds, SP

GOVERNORS BASEBALL

Season	Record	Pct.	Coach
1931	3-3-0	.500	Alden
1932	3-4-0	.429	Alden
1933	5-2-0	.714	Harvill
1934	5-9-0	.357	Harvill
1935	12-5-0	.706	Harvill
1936	5-7-0	.417	Harvill
1937	5-10-0	.333	Brown
1938	2-11-0	.154	Brown
1939	2-7-0	.222	Brown
1940-1947 - No Baseball			
1948	4-8-0	.333	Sandifer
1949	5-5-0	.500	Sandifer
1950	9-3-0	.750	Sandifer
1951	6-8-0	.429	Gary
1952 - No Baseball			
1953	8-3-0	.727	Gary
1954	9-4-0	.692	Gary
1955	8-8-0	.500	Sandifer
1956	9-7-0	.563	Sandifer
1957	6-10-0	.375	Sandifer
1958	10-2-0	.833	Sandifer
1959	5-8-0	.385	Sandifer
1960	9-8-0	.529	Sandifer
1961	11-4-0	.733	Sandifer
1962	13-6-0	.684	Sandifer

NOTES

Austin Peay was a member of the Volunteer State Athletic Association as a two-year school (1947-1962). The Governors joined the Ohio Valley Conference in 1962 and started play in 1963.

The OVC played in a East-West Division format from 1963-1970 and again from 1973-1978. A North-South alignment was in use from 1981-1988. For more information on tournament formats, please see the Ohio Valley Conference's Records Book.

All win-loss records on this page reflect the on-field result per NCAA Statistics policy. Forfeit decisions in 1981, 1982 and 1998 are not included. However, APSU's 1981 OVC regular-season finish is adjusted for forfeits imposed by the OVC office after the conclusion of the season.

Season	Overall			Ohio Valley Conference			Tourney		Coach
	Record	Pct.		Record	Pct.	Finish	Finish		
1963	7-6-0	.538		4-4-0	.500	2nd-W	—	Sandifer	
1964	6-13-0	.316		4-8-0	.333	4th-W	—	Sandifer	
1965	5-12-0	.294		4-8-0	.333	N/A	—	Sandifer	
1966	8-7-0	.533		5-4-0	.556	2nd-W	—	Sandifer	
1967	5-13-0	.278		3-9-0	.250	4th-W	—	Sandifer	
1968	6-14-0	.300		1-9-0	.100	4th-W	—	Sandifer	
1969	7-12-0	.368		1-9-0	.100	4th-W	—	Sandifer	
1970	15-20-0	.429		2-8-0	.200	4t-W	—	Wonderling	
1971	38-12-0	.760	3-1-0	.750	1st-D1	1st	—	Wonderling	
1972	21-26-0	.447	N/A	—	—	N/A	—	Wonderling	
1973	22-24-0	.478	5-6-0	.455	2nd-W	—	—	Ellenberg	
1974	22-30-0	.423	3-9-0	.250	4th-W	—	—	Ellenberg	
1975	24-18-0	.462	5-7-0	.417	2nd-W	—	—	Ellenberg	
1976	25-15-1	.622	3-7-0	.300	3rd-W	—	—	Ellenberg	
1977	27-17-1	.611	7-5-0	.583	2nd-W	—	—	Ellenberg	
1978	16-19-2	.459	5-6-1	.458	2nd-W	—	—	Ellenberg	
1979	23-24-0	.489	11-6-0	.647	3rd	—	—	Ellenberg	
1980	16-25-0	.390	4-9-0	.308	6th	—	—	Ellenberg	
1981	25-23-0	.521	7-5-0	.583	4th-S*	3rd	—	Baxter	
1982	19-27-0	.413	2-14-0	.125	4th-S	—	—	Baxter	
1983	11-29-0	.275	1-11-0	.083	4th-S	—	—	Baxter	
1984	18-21-1	.463	7-4-0	.636	1st-S	4th	—	Baxter	
1985	18-30-1	.378	7-5-0	.583	2nd-S	3rd	—	Merkel	
1986	19-34-2	.364	4-8-0	.333	4th-S	—	—	Merkel	
1987	15-32-0	.319	6-12-0	.333	4th-S	—	—	Merkel	
1988	23-27-0	.460	10-12-0	.455	3rd-S	—	—	McClure	
1989	32-25-1	.560	10-7-0	.588	3rd	2nd	—	McClure	
1990	31-25-0	.554	6-8-0	.429	4th	3rd	—	McClure	
1991	15-37-1	.292	6-11-0	.353	5th	—	—	McClure	
1992	29-28-1	.509	14-7-0	.667	2nd	2nd	—	McClure	
1993	30-22-0	.577	13-8-0	.619	5th	—	—	McClure	
1994	27-31-0	.466	12-6-0	.667	1st	2nd	—	McClure	
1995	24-32-0	.429	9-12-0	.429	6th	—	—	McClure	
1996	44-22-0	.667	13-7-0	.650	t-1st	1st	—	McClure	
1997	28-31-0	.475	14-10-0	.583	3rd	3rd	—	McClure	
1998	23-32-0	.418	9-15-0	.375	8th	—	—	McClure	
1999	29-27-0	.518	13-10-0	.565	5th	t-5th	—	McClure	
2000	32-27-0	.542	14-10-0	.583	4th	4th	—	McClure	
2001	32-30-0	.516	9-12-0	.429	5th	2nd	—	McClure	
2002	30-27-0	.526	12-9-0	.571	3rd	t-4th	—	McClure	
2003	27-27-1	.500	14-5-1	.725	1st	t-5th	—	McClure	
2004	35-21-0	.625	20-7-0	.741	1st	t-5th	—	McClure	
2005	38-24-0	.613	16-11-0	.593	2nd	1st	—	McClure	
2006	32-27-0	.542	14-13-0	.519	5th	5th	—	McClure	
2007	40-22-0	.645	19-8-0	.704	1st	1st	—	McClure	
2008	27-29-0	.482	14-12-0	.538	3rd	6th	—	McClure	
2009	22-30-0	.423	7-12-0	.368	9th	—	—	McClure	

Governors Coaches Cumulative Records

Coach	Seasons	Overall	Pct.	Ohio Valley	Pct.
Scott Alden	1931-1932	6-7-0	.462	—	—
Halbert Harvill	1933-1936	27-23-0	.540	—	—
Fred T. Brown	1937-1939	9-28-0	.243	—	—
Leon Sandifer	1948-1950, 1955-1969	133-146-0	.477	22-51-0	.301
Don Gray	1951, 1953-54	23-15-0	.605	—	—
Tom Wonderling	1970-1972	74-58-0	.561	5-9-0	.357
Joe Ellenburg	1973-1980	175-172-4	.504	43-55-1	.439
Joe Baxter	1981-1984	73-100-1	.422	17-34-0	.333
Billy Merkel	1985-1987	52-96-3	.354	17-25-0	.405
Gary McClure	1988-current	650-601-4	.520	268-212-1	.558
Grand Total	70 Seasons	1222-1248-12	.495	372-386-2	.491

Governors Coaches by Wins

Coach	Seasons	Wins
Gary McClure	22	650
Joe Ellenburg	9	175
Leon Sandifer	17	133
Tom Wonderling	3	74
Joe Baxter	4	73
Billy Merkel	3	52
Halbert Harvill	4	27
Don Gray	3	23
Fred T. Brown	3	9
Scott Alden	2	6

GOVERNORS BASEBALL

SERIES RECORDS

NOTES: The following series records include all games played against an opponent. The win-loss records for home, away and neutral contests may not equal the overall win-loss record due to unknown locations, particularly prior to the 1962 season. Bullets (•) indicate current baseball-playing OVC members.

Opponent	W-L-T	Pct.	Str	First	Last	H	A	N
Akron	4-0-0	1.000	W4	2004	2005	4-0	—	—
Alabama	0-6-0	.000	L6	1994	2002	—	0-6	—
Alabama-Birmingham	3-12-0	.200	L10	1979	1992	0-1	3-11	—
Albion	5-1-0	.833	L1	1975	1977	5-1	—	—
Arkansas State	3-6-0	.333	L1	1995	1999	1-3	2-3	—
Ashland (Ohio)	0-1-0	.000	L1	1972	1972	0-1	—	—
Ashland City Independ.	1-0-0	1.000	W1	1932	1932	—	—	—
Auburn	1-5-0	.167	L4	1972	1982	—	1-4	0-1
Auburn-Montgomery	2-1-0	.667	W2	1989	1989	—	2-1	—
Aurora	1-1-0	.500	W1	1984	1984	1-1	—	—
Ball State	1-4-0	.200	L3	2001	2009	1-4	—	—
Bellarmino	1-0-0	1.000	W1	1976	1976	1-0	—	—
Belmont	52-28-0	.650	L1	1954	2009	21-10	20-12	—
Benedictine (Ill.)	2-0-0	1.000	W2	1971	1971	2-0	—	—
Bethel (Minn.)	2-0-0	1.000	W2	1966	1966	2-0	—	—
Bethel (Tenn.)	22-11-0	.667	W2	1931	1982	5-2	—	—
Bethune-Cookman	1-0-0	1.000	W1	2001	2001	—	—	1-0
Birmingham-Southern	3-9-0	.250	W1	1970	2006	2-2	1-7	—
Bowling Green State	0-1-0	.000	L1	2002	2002	0-1	—	—
Bradley	5-8-0	.385	L3	1971	2008	5-8	—	—
Brooklyn	3-1-0	.750	W3	1978	1984	—	—	3-1
Butler	4-1-0	.800	L1	1994	2003	4-1	—	—
Calvin College	5-3-0	.625	W1	1970	1971	5-3	—	—
Capital (Ohio)	3-0-0	1.000	W3	1971	1972	3-0	—	—
Carson-Newman	1-2-0	.333	L2	1958	1958	—	—	—
Castle Heights Military Acad.	6-0-0	1.000	W6	1934	1935	—	—	—
Central Arkansas	1-0-0	1.000	W1	2007	2007	1-0	—	—
Central Florida	1-1-0	.500	L1	1980	1980	—	1-1	—
Central Michigan	7-3-0	.700	W5	1960	1999	—	—	5-0
Central Missouri	2-0-0	1.000	W2	1962	1962	—	—	2-0
Charlotte Independents	2-1-0	.667	L1	1931	1933	—	—	—
Chicago State	1-0-0	1.000	W1	1993	1993	—	—	1-0
Christian Brothers	3-0-0	1.000	W3	1973	1987	1-0	2-0	—
Cincinnati	5-2-0	.714	L1	1979	2007	4-1	—	1-1
Citadel	0-1-0	.000	L1	1975	1975	—	0-1	—
Civilian Conservation Corps	4-0-0	1.000	W4	1935	1936	—	—	—
Clarksville Navy	2-1-0	.667	L1	1953	1954	—	—	—
Clemson	0-1-0	.000	L1	1973	1973	—	0-1	—
Cleveland State	1-0-0	1.000	W1	2009	2009	1-0	—	—
Coastal Carolina	1-2-0	.333	L1	1981	1981	—	1-2	—
Columbus State	3-2-0	.600	L1	1971	1986	—	3-2	—
Cumberland (Tenn.)	27-38-0	.415	L2	1932	2001	11-12	10-14	—
Dayton	0-2-0	.000	L2	1978	2007	0-1	—	0-1
DuPont Independents	0-1-0	.000	L1	1939	1939	—	—	—
Duquesne	1-1-0	.500	W1	1999	1999	—	—	1-1
East Tennessee	5-1-0	.833	W2	1971	2007	—	2-0	1-1
• Eastern Illinois	24-23-0	.511	W1	1978	2008	15-12	7-10	1-1
• Eastern Kentucky	37-42-0	.468	L2	1979	2009	16-16	17-19	4-7
Eastern Michigan	3-2-0	.600	W1	1971	2002	3-1	—	0-1
Evansville	19-32-2	.377	L2	1974	2009	11-18	8-14-2	—
Ferris State	0-1-0	.000	L1	1979	1979	0-1	—	—
Fisk	3-0-0	1.000	W3	1973	1974	1-0	1-0	—
Florida	2-3-0	.400	L2	1980	2002	—	2-3	—
Florida State	0-5-0	.000	L5	1979	1987	—	0-5	—
Florida Tech	2-3-0	.400	W1	1974	1976	—	2-3	—
Francis Marion	1-0-0	1.000	W1	1981	1981	—	0-1	—
Freed Hardeman	1-1-0	.500	W1	1934	1934	—	—	—
Furman	7-1-0	.875	W6	1975	2007	—	7-1	—
Gardner-Webb	1-0-0	1.000	W1	2001	2001	—	—	0-1
George Mason	0-1-0	.000	L1	1974	1974	—	0-1	—
George Peabody	0-1-0	.000	L1	1953	1953	—	—	—
George Williams	4-0-0	1.000	W4	1981	1982	4-0	—	—
Georgia	0-4-0	.000	L4	1993	2003	—	0-4	—
Georgia Southern	4-2-1	.643	T1	1974	1977	4-2-1	—	—
Georgia State	5-2-0	.714	W4	1932	2005	3-1	2-0	—
Georgia Tech	0-1-0	.000	L1	1996	1996	—	—	0-1
Greenville	2-0-0	1.000	W2	1977	1977	—	1-0	—
Hopkinsville	0-2-0	.000	L2	1937	1938	—	—	—
Illinois State	12-7-0	.588	W4	1982	2007	10-5	2-1	0-1

Opponent	W-L-T	Pct.	Str	First	Last	H	A	N
Illinois Tech	1-0-0	1.000	W1	1972	1972	1-0	—	—
Illinois-Chicago	2-1-0	.667	W2	1960	2000	1-0	—	1-0
Indiana	0-6-0	.000	L6	1989	2007	0-1	0-5	—
Indiana State	14-21-0	.400	W3	1988	2009	11-11	3-10	—
Indiana-Southeast	5-1-0	.833	W5	1980	1982	2-0	2-0	—
Iowa	3-0-0	1.000	W3	2009	2009	3-0	—	—
Jacksonville	1-4-0	.200	W1	1972	2001	—	1-4	—
• Jacksonville State	10-15-0	.400	W1	1997	2009	5-5	1-9	4-1
Kansas	1-1-0	.500	L1	2005	2005	—	—	0-2
Kansas State	1-0-0	1.000	W1	1999	1999	—	—	0-1
Kentucky	2-10-0	.167	L4	1980	2002	1-1	1-8	0-1
Kentucky Wesleyan	1-0-0	1.000	W1	1985	1985	1-0	—	—
Lamar	0-4-0	.000	L4	2008	2008	—	0-4	—
Lambuth	8-5-0	.615	W5	1934	1988	4-0	2-3	—
Lee University	1-0-0	1.000	W1	2004	2004	1-0	—	—
Lincoln (Mo.)	2-1-0	.667	L1	1986	1986	2-1	—	—
Lincoln (Pa.)	1-0-0	1.000	W1	1979	1979	—	—	1-0
Lincoln Memorial	0-3-0	.000	L3	1956	1994	0-1	—	—
Lipscomb	56-62-1	.475	W2	1931	2009	18-16	15-24	—
Louisiana State	0-1-0	.000	L1	1996	1996	—	0-1	—
Louisville	19-17-0	.528	W2	1972	2000	14-8	5-9	—
Marietta	3-2-0	.600	L2	1977	1982	—	—	3-2
Martin Methodist	1-0-0	1.000	W1	2003	2003	1-0	—	—
Maryville	1-1-0	.500	L1	1984	1985	—	—	1-1
Mass.-Lowell	1-0-0	1.000	W1	1976	1976	—	—	1-0
McKendree	0-1-0	.000	L1	1957	1957	—	—	—
Memphis	20-29-0	.391	W2	1979	2008	8-10	9-18	1-0
Mercyhurst	2-0-0	1.000	W2	1977	1977	2-0	—	—
Miami (Ohio)	0-2-0	.000	L2	2001	2001	0-2	—	—
Middle Tennessee	66-125-0	.346	L7	1937	2009	31-44	22-59	1-2
Millikin	7-0-0	1.000	W7	1971	1984	6-0	—	1-0
Milwaukee	13-4-0	.769	W1	1995	2009	13-4	—	—
Mississippi	2-13-0	.154	L9	1993	2009	0-2	2-11	—
Mississippi State	2-3-0	.400	L2	2005	2008	2-0	0-3	—
Missouri State	3-4-0	.429	L3	1976	1991	2-1	0-3	1-0
Missouri-St. Louis	0-5-0	.000	L5	1976	1987	0-3	—	0-2
Monmouth	2-0-0	1.000	W2	1979	1979	—	—	2-0
Montevallo	0-1-0	.000	L1	1983	1983	—	0-1	—
• Morehead State	43-27-0	.614	L2	1977	2009	26-11	16-16	1-0
• Murray State	89-94-0	.486	L1	1948	2009	45-35	28-45	4-2
Murray State Fresh.	0-4-0	.000	L4	1931	1932	—	—	—
Nashville Burk	0-1-0	.000	L1	1938	1938	—	—	—
Nashville State	1-1-0	.500	L1	1933	1933	—	—	—
North Alabama	23-25-0	.479	L1	1935	1991	6-7	7-5	—
North Florida	2-1-0	.667	W2	1995	1997	—	2-1	—
Northeast Illinois	3-2-0	.600	W2	1990	1994	2-2	1-0	—
Northern Illinois	0-2-0	.000	L2	1995	2005	0-0	0-0	0-2
Northern Iowa	2-0-0	1.000	W2	1990	1990	2-0	—	—
Northwood (Mich.)	1-0-0	1.000	W1	1971	1971	1-0	—	—
Notre Dame	1-0-0	1.000	W1	1960	1960	—	—	—
Ohio State	1-0-0	1.000	W1	2001	2001	—	—	1-0
Olivet	0-1-0	.000	L1	1977	1977	—	—	0-1
Otterbein	2-2-0	.500	L1	1979	1984	—	—	2-2
Penn State	1-1-0	.500	W1	1993	1993	—	—	1-1
Pensacola Navy	2-0-0	1.000	W2	1970	1970	—	0-2	—
Pittsburgh-Johnstown	2-0-0	1.000	W2	1972	1972	2-0	—	—
Purdue	1-4-0	.200	L1	1970	1974	0-4	—	1-0
Quincy College	3-2-0	.600	L1	1970	1974	3-2	—	—
Saint Louis	1-0-0	1.000	W1	1988	1988	1-0	—	—
Samford	15-14-0	.517	L3	1990	2009	5-5	9-8	1-1
South Alabama	1-4-0	.200	L1	1986	1989	—	1-4	—
South Carolina	0-1-0	.000	L1	1981	1981	—	0-1	—
South Florida	0-1-0	.000	L1	1976	1976	—	0-1	—
• Southeast Missouri	27-41-0	.397	L1	1962	2009	13-20	11-15	3-6
Southern	2-1-0	.667	W1	1996	1996	2-1	—	—
Southern Illinois	11-19-0	.367	L1	1972	2000	4-6	7-12	0-1
So. Ill.-Edwardsville	5-6-0	.455	W3	1973	2009	3-2	2-4	—
Southern Indiana	4-0-0	1.000	W4	1995	1999	4-0	—	—
Southern Mississippi	0-2-0	.000	L2	1992	1992	—	0-2	—
Southside Independ.	1-0-0	1.000	W1	1932	1932	—	—	—
Spring Hill	0-2-0	.000	L2	1970	1986	—	0-1	0-1
St. Joseph (Ind.)	1-0-0	1.000	W1	1977	1977	—	—	1-0
St. Leo	2-4-0	.333	L3	1971	1974	—	2-4	—
St. Mary's (Ind.)	1-1-0	.500	W1	1978	1989	1-1	—	—



Opponent	W-L-T	Pct.	Str	First	Last	H	A	N
Stetson	1-2-0	.333	L2	1972	1980	—	1-2	—
Tampa	1-0-1	.750	T1	1971	1976	—	1-0-1	—
Taylor (Ind.)	0-1-0	.000	L1	1983	1983	0-1	—	—
Temple	1-0-0	1.000	W1	1977	1977	—	—	—
Tennessee	4-15-0	.211	L1	1972	2009	—	3-15	1-0
Tennessee State	23-11-0	.676	W3	1970	1992	13-5	10-6	—
• Tennessee Tech	83-72-1	.535	L1	1938	2008	46-22	32-31-1	3-6
Tennessee Wesleyan	0-3-0	.000	L3	1980	1985	0-1	—	0-2
• Tennessee-Martin	67-26-2	.716	L1	1960	2009	32-10-1	29-14-1	—
Trevecca	13-5-0	.722	W6	1979	2003	9-3	4-2	—
Troy State	4-6-0	.400	W3	1977	2000	1-3	3-3	—
Union (Tenn.)	26-16-0	.619	L3	1949	1987	5-5	5-4	—
Valdosta State	1-2-0	.333	W1	1980	1986	—	1-2	—
Valparaiso	14-5-0	.737	W1	1982	2009	12-5	—	2-0
Vanderbilt	23-49-2	.324	W1	1938	2009	12-21	10-27-1	—
West Alabama	2-2-0	.500	W2	1973	2002	2-0	0-2	—
West Florida	1-7-0	.125	L3	1982	1989	—	1-7	—
West Georgia	0-1-0	.000	L1	1971	1971	—	0-1	—
Western Carolina	1-2-0	.333	L1	1983	1983	—	0-3	—
Western Illinois	0-2-0	.000	L2	1984	1985	—	—	0-2
Western Kentucky	58-84-1	.409	L1	1933	2009	24-30	23-37-1	—
Western Michigan	2-0-0	1.000	W2	1997	1999	—	—	2-0
Westmoreland Independ.	1-0-0	1.000	W1	1932	1932	—	—	—
Wichita State	0-3-0	.000	L3	1991	2005	0-1	0-1	0-1
William Jewell	0-1-0	.000	L1	1984	1984	0-1	—	—
Wis.-Eau Claire	5-1-0	.833	W1	1976	1977	5-1	—	—
Wis.-LaCrosse	7-4-0	.636	W1	1971	1975	7-4	—	—
Wis.-Parkside	2-0-0	1.000	W2	1976	1976	2-0	—	—
Wis.-Platteville	2-0-0	1.000	W2	1971	1971	2-0	—	—
Wis.-Stevens Point	2-1-0	.667	W2	2003	2004	2-1	—	—
Wis.-Whitewater	5-1-0	.833	W1	1975	1976	5-1	—	—
Wittenberg	1-1-0	.500	W1	1962	1966	1-1	—	—
Wofford	0-2-0	.000	L2	1983	1983	—	0-2	—
Wooster	4-0-0	1.000	W4	1970	1970	4-0	—	—
Wright State	11-10-1	.523	L1	1976	2005	5-7	2-1	4-2-1
Xavier (Ohio)	24-12-0	.667	L1	1991	2003	19-8	3-3	2-1
Yale	3-0-0	1.000	W3	1998	2000	3-0	—	—
Youngstown State	2-0-0	1.000	W2	2004	2004	2-0	—	—

OVC REGULAR-SEASON SERIES RECORDS

APSU vs. Opponent	W-L-T	Pct.	Str	H	A	Unk.
Eastern Illinois	18-17-0	.514	W1	11-7	7-10	—
Eastern Kentucky	32-33-0	.492	L2	16-14	16-19	—
Jacksonville State	5-13-0	.178	L2	4-5	1-8	—
Morehead State	39-25-0	.609	L2	24-9	15-16	—
Murray State	72-78-0	.450	L1	41-32	28-42	3-4
Southeast Missouri	20-33-0	.377	L1	11-19	9-14	—
Tennessee Tech	58-45-0	.563	L1	31-19	27-26	—
Tennessee-Martin	40-9-1	.810	L1	20-4	17-5-1	—
<i>Former Members</i>						
Middle Tennessee	46-81-0	.362	—	27-35	18-44	1-2
Samford	6-9-0	.333	—	3-3	3-6	—
Tennessee State	12-3-0	.800	—	7-2	5-1	—
Western Kentucky	21-39-1	.352	—	10-17	11-18-1	0-4
OVERALL	369-385-2	.494	—	202-158	154-192-2	4-10

OVC TOURNAMENT SERIES RECORDS

APSU vs. Opponent	W-L	Pct.	Str	Last	H	A	N
Eastern Illinois	2-1	.667	W1	2006	—	—	2-1
Eastern Kentucky	4-7	.364	L1	2006	—	—	4-7
Jacksonville State	4-1	.800	W3	2007	—	—	4-1
Morehead State	3-2	.600	W1	1996	2-2	1-0	—
Murray State	7-4	.636	W5	2005	3-2	—	4-2
Southeast Missouri	3-7	.300	L5	2008	1-0	0-1	2-6
Tennessee Tech	5-6	.454	L3	2008	3-0	—	2-6
Tennessee-Martin	1-0	1.000	W1	1996	1-0	—	—
<i>Former Members</i>							
East Tennessee	2-0	1.000	—	—	—	—	2-0
Middle Tennessee	2-6	.250	—	—	0-2	1-2	1-2
Samford	1-1	.500	—	2007	—	—	1-1
Western Kentucky	1-0	1.000	—	—	—	0-1	—
OVERALL	35-35	.500	—	—	11-6	3-3	19-26

GOVERNORS BASEBALL

NOTES: Austin Peay baseball began play during the 1931 season and played as an independent until 1947 when it joined the Volunteer State Athletic Association (VSAC). Austin Peay's membership in the Ohio Valley Conference began with the 1963 baseball season. Known Ohio Valley Conference regular-season matches are noted with a bullet (•) prior to the opponent's name. Match locations are indicated in parentheses after the opponents name as follows: (H)=home, (A)=away, (N)=neutral and (U)=unknown. Forfeits are indicated by (F) preceding the decision and a note following the season clarifies the reason. The decision in contests forfeited after the season is completed is the on-field result, per NCAA policy. Extra-inning contests and no-hit games are also indicated in brackets preceding the decision, where known.

1931 3-3 overall
Coach: Scott Alden

Lipscomb (U)	W, 19-4
Charlotte Independents (U)	W, 10-9
Bethel (Tenn.) (U)	W, 5-3
Murray State Freshmen (U)	L, 5-9
Murray State Freshmen (U)	L, 5-8
Bethel (Tenn.) (U)	L, 3-9

1932 3-4 overall
Coach: Scott Alden

Cumberland (Tenn.) (U)	L, 6-16
Georgia State (U)	L, 0-7
Murray State Freshmen (U)	L, 2-18
Westmoreland Independents (U)	W, 15-2
Murray State Freshmen (U)	L, 7-10
Ashland City Independents (U)	W, 3-2
Southside Independents (U)	W, 10-8

1933 5-2 overall
Coach: Halbert Harvill

Charlotte Independents (U)	W, 16-5
Western Kentucky (U)	W, 14-7
Lipscomb (U)	W, 6-3
Western Kentucky (U)	W, 4-3
Nashville State (U)	W, 8-7
Nashville State (U)	L, 5-9
Charlotte Independents (U)	L, 1-3

1934 5-9 overall
Coach: Halbert Harvill

Freed Hardeman (U)	L, 1-6
Freed Hardeman (U)	W, 7-2
Castle Heights Military Academy (U)	W, 7-3
Castle Heights Military Academy (U)	W, 10-4
Lipscomb (U)	L, 4-5
Western Kentucky (U)	L, 4-17
Cumberland (Tenn.) (U)	L, 4-6
Cumberland (Tenn.) (U)	L, 0-8
Cumberland (Tenn.) (U)	L, 0-2
Cumberland (Tenn.) (U)	L, 1-6
Western Kentucky (U)	L, 9-19
Lambuth (U)	L, 6-9
Lambuth (U)	W, 12-8
Lipscomb (U)	W, 13-6

1935 12-5 overall
Coach: Halbert Harvill

Civilian Conservation Corps (U)	W, 7-0
Civilian Conservation Corps (U)	W, 9-6
Cumberland (Tenn.) (U)	W, 6-5
Cumberland (Tenn.) (U)	L, 4-5
Lipscomb (U)	W, 17-3
Cumberland (Tenn.) (U)	W, 6-2
Cumberland (Tenn.) (U)	W, 6-0
Castle Heights Military Academy (U)	W, 17-0
Castle Heights Military Academy (U)	W, 5-1
Lipscomb (U)	L, 1-3

North Alabama (U)	L, 0-2
North Alabama (U)	W, 5-1
Castle Heights Military Academy (U)	W, 9-3
Castle Heights Military Academy (U)	W, 7-5
Lipscomb (U)	W, 5-3
Bethel (Tenn.) (U)	L, 1-2
Bethel (Tenn.) (U)	L, 1-3

1936 5-7 overall
Coach: Halbert Harvill

Civilian Conservation Corps (U)	W, 4-2
Civilian Conservation Corps (U)	W, 4-3
North Alabama (U)	W, 5-4
North Alabama (U)	L, 0-17
Cumberland (Tenn.) (U)	L, 2-3
Lipscomb (U)	L, 8-10
North Alabama (U)	L, 2-3
North Alabama (U)	L, 2-4
Cumberland (Tenn.) (U)	W, 3-2
Lipscomb (U)	W, 4-1
Lipscomb (U)	L, 2-4
Bethel (Tenn.) (U)	L, 1-7

1937 5-10 overall
Coach: Fred Brown

Cumberland (Tenn.) (U)	L, 3-7
Cumberland (Tenn.) (U)	L, 4-13
Middle Tennessee (U)	L, 1-17
Lipscomb (U)	W, 8-7
Lipscomb (U)	W, 3-1
Middle Tennessee (U)	W, 7-3
Middle Tennessee (U)	L, 5-6
Hopkinsville (U)	L, 3-4
Western Kentucky (U)	L, 2-9
Middle Tennessee (U)	L, 3-7
Western Kentucky (U)	L, 5-8
Cumberland (Tenn.) (U)	L, 4-6
Cumberland (Tenn.) (U)	L, 1-1
Lipscomb (U)	W, 4-7
Lipscomb (U)	W, 9-2

1938 2-11 overall
Coach: Fred Brown

Vanderbilt (U)	L, 2-12
Lipscomb (U)	W, 7-3
Lipscomb (U)	L, 1-7
Lipscomb (U)	L, 3-4
Lipscomb (U)	L, 4-5
Nashville Burk (U)	L, 5-6
Middle Tennessee (U)	L, 4-10
Hopkinsville (U)	L, 0-10
Tennessee Tech (U)	L, 2-7
Western Kentucky (U)	L, 8-10
Middle Tennessee (U)	L, 1-5
Tennessee Tech (U)	L, 3-11
Western Kentucky (U)	W, 9-3

1939 2-7 overall
Coach: Fred Brown

Tennessee Tech (U)	L, 5-10
Western Kentucky (U)	L, 1-3
Lipscomb (U)	L, 0-8
DuPont Independents (U)	L, 1-10
Lipscomb (U)	L, 4-5
Western Kentucky (U)	W, 12-9
Middle Tennessee (U)	L, 4-11
Tennessee Tech (U)	L, 5-12
Middle Tennessee (U)	W, 12-8

1940-47 No Baseball

1948 4-8 overall
Coach: Leon Sandifer

Lipscomb (U)	L, 4-7
Murray State (U)	L, 2-8
Bethel (Tenn.) (U)	W, 16-8
Western Kentucky (U)	L, 12-17
Murray State (U)	L, 4-6
Tennessee Tech (U)	L, 1-14
Cumberland (Tenn.) (U)	L, 1-2
Middle Tennessee (U)	W, 9-4

Tennessee Tech (U)	L, 2-7
Western Kentucky (U)	L, 5-10
Bethel (Tenn.) (U)	W, 7-3
Lipscomb (U)	W, 8-6

1949 5-5 overall
Coach: Leon Sandifer

Murray State (U)	L, 1-13
Cumberland (Tenn.) (U)	W, 10-7
Western Kentucky (U)	L, 1-3
Western Kentucky (U)	L, 4-13
Union (Tenn.) (U)	W, 13-11
Lipscomb (U)	L, 6-7
Cumberland (Tenn.) (U)	W, 7-2
Middle Tennessee (U)	W, 2-1
Bethel (Tenn.) (U)	W, 6-3
Lipscomb (U)	L, 0-12

1950 9-3 overall
Coach: Leon Sandifer

Lipscomb (U)	W, 10-4
Western Kentucky (U)	L, 2-4
Bethel (Tenn.) (U)	W, 11-1
Union (Tenn.) (U)	W, 4-1
Western Kentucky (U)	W, 4-2
Bethel (Tenn.) (U)	W, 13-3
Union (Tenn.) (U)	W, 11-6
Middle Tennessee (U)	L, 3-7
Murray State (U)	W, 13-3
Murray State (U)	W, 5-3
Middle Tennessee (U)	L, 4-16
Lipscomb (U)	W, 6-5

1951 6-8 overall
Coach: Don Gary

Murray State (U)	L, 10-11
Union (Tenn.) (U)	W, 9-3
Western Kentucky (U)	W, 7-3
Lipscomb (U)	L, 7-12
North Alabama (U)	L, 2-6
Tennessee Tech (U)	L, 14-17
Western Kentucky (U)	W, 24-11
Lipscomb (U)	W, 16-11
Union (Tenn.) (U)	W, 4-3
Murray State (U)	L, 7-8
Middle Tennessee (U)	L, 4-8
Middle Tennessee (U)	L, 8-18
Tennessee Tech (U)	L, 12-28
North Alabama (U)	W, 4-3

1952 No Baseball

1953 8-3 overall
Coach: Don Gary

North Alabama (U)	L, 1-9
George Peabody (U)	L, 5-6
Bethel (Tenn.) (U)	W, 9-0
Clarksville Navy (U)	W, 7-0
Murray State (U)	W, 6-4
Murray State (U)	L, 3-5
Bethel (Tenn.) (U)	W, 9-0
North Alabama (U)	W, 9-0
Clarksville Navy (U)	W, 10-3
Union (Tenn.) (U)	W, 12-0
Union (Tenn.) (U)	W, 2-0

1954 9-4 overall
Coach: Don Gary

Union (Tenn.) (U)	W, 9-5
Belmont (U)	W, 18-0
Middle Tennessee (U)	L, 7-11
Middle Tennessee (U)	L, 7-14
Lipscomb (U)	W, 14-11
Union (Tenn.) (U)	W, 7-3
Belmont (U)	W, 14-5
Clarksville Navy (U)	L, 6-18
Bethel (Tenn.) (U)	W, 12-3
Murray State (U)	W, 8-5
North Alabama (U)	L, 4-9
Murray State (U)	W, 12-7
Lipscomb (U)	W, 12-11

1955 8-8 overall
Coach: Leon Sandifer

Tennessee Tech (U)	L, 2-15
Tennessee Tech (U)	L, 3-10
Bethel (Tenn.) (U)	L, 6-10
North Alabama (U)	L, 5-8
Union (Tenn.) (U)	L, 8-10
Belmont (U)	L, 2-7
Lipscomb (U)	L, 2-10
Middle Tennessee (U)	L, 4-7
Middle Tennessee (U)	W, 14-5
Bethel (Tenn.) (U)	W, 6-5
Murray State (U)	W, 19-7
North Alabama (U)	W, 2-0
Belmont (U)	W, 18-3
Lipscomb (U)	W, 6-5
Union (Tenn.) (U)	W, 2-1
Murray State (U)	W, 7-5

1956 9-7 overall
Coach: Leon Sandifer

VSAC Western Division Champions

Bethel (Tenn.) (U)	W, 19-4
Union (Tenn.) (U)	L, 6-12
Tennessee Tech (U)	L, 6-7
Middle Tennessee (U)	W, 4-1
Bethel (Tenn.) (U)	W, 20-2
Belmont (U)	W, 18-4
North Alabama (U)	L, 5-7
North Alabama (U)	W, 7-5
Tennessee Tech (U)	L, 8-15
Belmont (U)	W, 11-5
Murray State (U)	L, 8-12
Middle Tennessee (U)	W, 9-6
Union (Tenn.) (U)	W, 7-6
Murray State (U)	W, 7-5

VSAC Playoffs • Harrogate, Tenn.

Lincoln Memorial (U)	L, 7-38
Lincoln Memorial (U)	L, 2-4

1957 6-10 overall
Coach: Leon Sandifer

Bethel (Tenn.) (U)	W, 7-6
Union (Tenn.) (U)	W, 16-4
Belmont (U)	L, 5-10
Middle Tennessee (U)	L, 9-13
McKendree (U)	L, 4-7
Belmont (U)	W, 8-7
Bethel (Tenn.) (U)	L, 6-8
Murray State (U)	L, 3-13
Union (Tenn.) (U)	L, 5-12
North Alabama (U)	L, 3-5
Middle Tennessee (U)	L, 0-6
Lipscomb (U)	L, 4-5
North Alabama (U)	W, 13-10
Western Kentucky (U)	W, 5-4
Murray State (U)	W, 3-1
Lipscomb (U)	L, 6-7

1958 10-2 overall
Coach: Leon Sandifer

VSAC Western Division Champions

Tennessee Tech (U)	W, 5-0
Belmont (U)	W, 16-7
Middle Tennessee (U)	W, 6-1
Vanderbilt (U)	W, 10-6
Bethel (Tenn.) (U)	W, 12-3
Belmont (U)	W, 5-4
Lipscomb (U)	W, 3-0
Union (Tenn.) (U)	W, 6-3
Union (Tenn.) (U)	W, 8-0

VSAC Playoffs • Jefferson City, Tenn.

Carson-Newman (U)	W, 6-5
Carson-Newman (U)	L, 2-9
Carson-Newman (U)	L, 0-2

GOVERNORS BASEBALL

YEAR-BY-YEAR RESULTS

1959

5-8 overall
Coach: Leon Sandifer

Middle Tennessee (U)	L, 3-10
North Alabama (U)	L, 2-8
Bethel (Tenn.) (U)	W, 9-8
Belmont (U)	L, 9-10
Middle Tennessee (U)	W, 9-5
Bethel (Tenn.) (U)	W, 12-9
Lipscomb (U)	L, 3-23
Union (Tenn.) (U)	L, 1-4
Western Kentucky (U)	L, 8-17
Union (Tenn.) (U)	L, 3-7
North Alabama (U)	W, 10-9
Western Kentucky (U)	L, 5-6
Belmont (U)	W, 9-0

1960

9-8 overall
Coach: Leon Sandifer

Middle Tennessee (U)	W, 16-15
North Alabama (U)	W, 3-2
Tennessee-Martin (U)	W, 12-9
Belmont (U)	W, 6-1
Central Michigan (U)	W, 10-5
Lipscomb (U)	L, 3-9
Illinois-Chicago (U)	L, 2-5
Belmont (U)	W, 14-5
Notre Dame (U)	W, 6-4
Tennessee-Martin (U)	W, 10-5
Union (Tenn.) (U)	L, 8-12
Middle Tennessee (U)	L, 3-4
Bethel (Tenn.) (U)	L, 7-10
North Alabama (U)	L, 2-3
Western Kentucky (U)	W, 9-1
Union (Tenn.) (U)	L, 6-12
Lipscomb (U)	L, 3-5

1961

11-4 overall
Coach: Leon Sandifer

Central Michigan (U)	L, 2-13
North Alabama (U)	L, 2-3
Belmont (U)	L, 2-10
North Alabama (U)	W, 7-5
Tennessee-Martin (U)	W, 13-5
Western Kentucky (U)	W, 8-5
Bethel (Tenn.) (U)	W, 2-1
Lipscomb (U)	W, 4-3
Middle Tennessee (U)	W, 17-5
Western Kentucky (U)	W, 17-8
Union (Tenn.) (U)	W, 11-8
Belmont (U)	W, 6-5
Bethel (Tenn.) (U)	L, 2-4
Union (Tenn.) (U)	W, 6-3
Tennessee-Martin (U)	W, 7-4

1962

13-6 overall
Coach: Leon Sandifer

4/9 Belmont (A)	W, 9-2
4/10 Bethel (Tenn.) (A)	L, 7-10
4/14 Tennessee-Martin (H)	W, 6-2
4/16 Wittenberg (H)	L, 1-8
4/18 Western Kentucky (H)	W, 7-6
4/21 Union (Tenn.) (H)	L, 5-11
4/24 North Alabama (H)	W, 11-3
4/26 Belmont (H)	W, 7-6
4/28 Union (Tenn.) (A)	L, 9-10
4/30 North Alabama (A)	W, 9-3
5/2 Middle Tennessee (H)	L, 3-13
Bethel (Tenn.) (H)	W, 3-1
5/5 Lipscomb (A)	W, 10-1
5/9 Tennessee-Martin (A)	L, 2-6
5/12 Lipscomb (H)	W, 10-1
5/14 Middle Tennessee (A)	W, 3-1

NCAA Regionals

Southeast Missouri (N)	W, 2-1
Central Missouri (N)	W, 6-1
Central Missouri (N)	W, 9-4

1963

7-6, 4-4 OVC (2nd-W)
Coach: Leon Sandifer

4/2 • Murray State (A)	L, 1-2
4/2 • Murray State (A)	L, 0-2
4/5 • Middle Tennessee (H)	W, 4-2

4/5 • Middle Tennessee (H)	W, 8-7
4/9 Belmont (H)	W, 8-5
4/15 • Murray State (H)	L, 0-3
4/15 • Murray State (H)	L, 2-9
4/22 • Middle Tennessee (A)	W, 6-2
4/22 • Middle Tennessee (A)	W, 10-3
4/25 Belmont (A)	L, 1-2
4/27 Lipscomb (H)	W, 11-9
5/4 Tennessee-Martin (H)	W, 5-2
5/4 Tennessee-Martin (H)	L, 5-6

1964

6-13, 4-8 OVC (4th-W)
Coach: Leon Sandifer

3/27 Purdue (H)	L, 0-7
3/28 Purdue (H)	L, 3-5
3/31 • Murray State (A)	L, 1-2
3/31 • Murray State (A)	W, 5-3
4/9 Belmont (H)	W, 15-1
4/14 Lipscomb (H)	L, 0-6
4/18 • Middle Tennessee (A)	L, 0-9
4/18 • Middle Tennessee (A)	L, 0-6
• Middle Tennessee (H)	W, 6-3
• Middle Tennessee (H)	L, 5-7
• Murray State (H)	W, 7-2
• Murray State (H)	W, 2-0
4/25 • Western Kentucky (H)	L, 4-5
4/25 • Western Kentucky (H)	L, 1-3
Lipscomb (U)	L, 4-5
5/7 • Western Kentucky (A)	L, 7-8
5/7 • Western Kentucky (A)	L, 0-14
5/11 Tennessee Tech (H)	W, 2-1
5/11 Tennessee Tech (H)	L, 0-8

1965

5-12, 4-8 OVC
Coach: Leon Sandifer

4/5 Lipscomb (A)	L, 7-10
4/9 • Middle Tennessee (A)	L, 6-7
4/9 • Middle Tennessee (A)	L, 5-8
4/14 • Western Kentucky (A)	L, 0-2
4/14 • Western Kentucky (A)	L, 3-5
4/19 • Murray State (A)	L, 0-1
4/19 • Murray State (A)	L, 0-17
4/24 • Western Kentucky (H)	W, 4-2
4/24 • Western Kentucky (H)	W, 10-7
4/26 Tennessee-Martin (H)	W, 7-0
4/28 • Middle Tennessee (H)	L, 1-7
4/28 • Middle Tennessee (H)	W, 6-3
5/4 • Murray State (H)	L, 0-5
5/4 • Murray State (H)	W, 6-5
Belmont (U)	L, 3-5
Belmont (U)	L, 5-7
5/8 Tennessee-Martin (A)	L, 6-13

1966

8-7, 5-4 OVC (2nd-W)
Coach: Leon Sandifer

4/4 Wittenberg (H)	W, 8-7
4/9 Bethel (Minn.) (H)	W, 12-3
4/9 Bethel (Minn.) (H)	W, 14-1
4/15 • Murray State (A)	L, 0-3
4/15 • Murray State (A)	W, 5-2
4/16 Lipscomb (A)	L, 1-3
4/23 • Middle Tennessee (H)	W, 7-6
4/23 • Middle Tennessee (H)	W, 4-3
5/2 • Middle Tennessee (A)	L, 1-4
Lipscomb (H)	L, 6-16
Lipscomb (H)	L, 2-3
5/7 • Western Kentucky (H)	L, 4-5
5/7 • Western Kentucky (H)	W, 11-2
5/10 • Western Kentucky (A)	L, 0-7
5/10 • Western Kentucky (A)	W, 3-1

1967

5-13, 3-9 OVC (4th-W)
Coach: Leon Sandifer

4/1 Bethel (Tenn.) (H)	W, 8-6
4/1 Bethel (Tenn.) (H)	L, 1-5
4/5 Tennessee-Martin (H)	L, 8-9
4/10 • Middle Tennessee (A)	W, 6-4
4/10 • Middle Tennessee (A)	L, 1-6
4/13 • Murray State (H)	L, 3-11
4/13 • Murray State (H)	L, 4-23
4/17 • Western Kentucky (A)	L, 6-14
4/17 • Western Kentucky (A)	L, 1-2
4/20 • Murray State (A)	L, 0-6

4/20 • Murray State (A)	L, 0-11
5/3 • Middle Tennessee (H)	L, 0-2
5/3 • Middle Tennessee (H)	W, 6-4
5/6 • Western Kentucky (H)	L, 3-4
5/6 • Western Kentucky (H)	W, 6-5
5/10 Tennessee Tech (A)	L, 3-6
5/10 Tennessee Tech (A)	L, 0-5
Tennessee-Martin (A)	W, 4-2

1968

6-14, 1-7 OVC (4th-W)
Coach: Leon Sandifer

3/25 Belmont (H)	W, 6-5
3/27 Belmont (A)	W, 6-2
3/30 Lipscomb (A)	L, 2-7
3/30 Lipscomb (A)	W, 9-5
Lipscomb (H)	L, 5-10
Lipscomb (H)	W, 9-3
4/2 • Western Kentucky (H)	L, 3-5
4/2 • Western Kentucky (H)	L, 0-4
4/4 • Middle Tennessee (A)	L, 0-7
4/4 • Middle Tennessee (A)	L, 2-7
4/6 Bethel (Tenn.) (H)	W, 8-7
4/6 Bethel (Tenn.) (H)	L, 1-4
• Murray State (H)	L, 5-6
• Murray State (H)	L, 5-11
Tennessee-Martin (U)	L, 3-5
Tennessee-Martin (U)	L, 4-5
• Western Kentucky (A)	L, 0-2
• Western Kentucky (A)	W, 7-6
5/10 • Murray State (A)	L, 3-7
5/10 • Murray State (A)	L, 4-6

1969

7-12, 1-9 OVC (4th-W)
Coach: Leon Sandifer

Central Michigan (U)	W, 6-4
Central Michigan (U)	L, 2-4
Central Michigan (U)	L, 3-11
• Murray State (U)	L, 1-2
Lipscomb (U)	L, 7-8
Lipscomb (U)	W, 10-8
• Western Kentucky (U)	L, 5-9
• Western Kentucky (U)	L, 2-6
• Western Kentucky (U)	L, 1-9
• Western Kentucky (U)	L, 4-11
• Tennessee-Martin (U)	W, 8-6
• Tennessee-Martin (U)	W, 17-5
• Middle Tennessee (U)	L, 9-11
• Middle Tennessee (U)	W, 6-5
• Murray State (U)	L, 2-3
• Murray State (U)	L, 0-1
• Middle Tennessee (U)	L, 4-8
Lipscomb (U)	W, 3-1
Lipscomb (U)	W, 8-2

1970

15-20, 2-8 OVC (4th-W)
Coach: Tom Wonderling

3/13 Birmingham-Southern (A)	L, 1-2
3/14 Pensacola Navy (A)	W, 4-2
3/15 Pensacola Navy (A)	W, 10-3
3/16 Spring Hill (A)	L, 5-7
3/23 Calvin College (H)	W, 6-4
3/23 Calvin College (H)	W, 5-4
3/24 Calvin College (H)	W, 4-3
3/24 Calvin College (H)	L, 1-4
3/27 Wooster (H)	W, 2-0
3/27 Wooster (H)	W, 1-0
3/28 Wooster (H)	W, 2-0
3/28 Wooster (H)	W, 2-1
4/3 Quincy College (H)	W, 3-2
4/3 Quincy College (H)	L, 4-5
4/6 • Middle Tennessee (H)	L, 0-7
4/6 • Middle Tennessee (H)	L, 0-2
4/10 Lipscomb (A)	L, 2-9
4/10 Lipscomb (A)	L, 3-8
4/11 Tennessee-Martin (A)	W, 2-1
4/11 Tennessee-Martin (A)	W, 3-0
4/14 Tennessee State (A)	L, 3-4
4/16 Tennessee Tech (H)	L, 6-7
4/16 Tennessee Tech (H)	W, 2-0
4/18 • Murray State (H)	L, 0-2
4/18 • Murray State (H)	L, 2-5
Lipscomb (U)	L, 3-7
Lipscomb (U)	L, 3-6

4/27 • Western Kentucky (H)	L, 2-6
4/27 • Western Kentucky (H)	W, 2-1
5/4 • Western Kentucky (A)	L, 1-4
5/4 • Western Kentucky (A)	W, 11-5
5/7 • Murray State (A)	L, 0-3
5/7 • Murray State (A)	L, 0-6
5/9 Tennessee-Martin (H)	L, 4-8
5/9 Tennessee-Martin (H)	L, 3-8

1971

38-12, 3-1 OVC (1st-DI)
Coach: Tom Wonderling

OVC Champions	
3/12 West Georgia (A)	L, 1-3
3/13 St. Leo (A)	W, 5-3
3/14 St. Leo (A)	L, 4-5
3/15 Tampa (A)	W, 6-1
3/16 Central Michigan (N)	W, 4-3
3/17 Columbus State (A)	W, 4-2
3/18 Columbus State (A)	L, 4-6
3/18 Columbus State (A)	W, 21-1
3/22 Calvin College (H)	W, 7-1
3/22 Calvin College (H)	L, 2-3
3/23 Calvin College (H)	L, 2-3
3/23 Calvin College (H)	W, 2-1
3/27 Benedictine (Ill.) (H)	W, 5-0
3/27 Benedictine (Ill.) (H)	W, 9-1
3/31 Western Kentucky (A)	L, 2-4
3/31 Western Kentucky (A)	W, 1-0
4/3 Millikin (H)	W, 6-0
4/3 Millikin (H)	W, 6-1
4/4 Millikin (H)	W, 9-5
4/4 Millikin (H)	W, 4-0
4/5 Capital (Ohio) (H)	W, 1-0
4/5 Capital (Ohio) (H)	W, 6-2
4/7 Wisconsin-LaCrosse (H)	W, 6-5
4/7 Wisconsin-LaCrosse (H)	W, 2-1
4/8 Wisconsin-Platteville (H)	W, 2-0
4/8 Wisconsin-Platteville (H)	W, 8-7

Mid-South Classic • Clarksville, Tenn.

4/10 Bradley (H)	L, 2-3
4/10 Tennessee Tech (H)	L, 4-5
4/11 Bradley (H)	[F] W, 9-0
4/12 Quincy College (H)	W, 5-2
4/12 Quincy College (H)	W, 2-0
4/13 Eastern Michigan (H)	W, 5-2
4/13 Eastern Michigan (H)	W, 4-0
4/15 Middle Tennessee (A)	L, 1-2
4/15 Middle Tennessee (A)	W, 4-3
4/17 Murray State (H)	L, 2-7
4/17 Northwood (Mich.) (H)	W, 7-3

OVC Divisional Playoffs • Clarksville, Tenn.

4/22 Tennessee Tech (H)	W, 10-3
4/23 Murray State (H)	L, 3-8
4/23 Tennessee Tech (H)	W, 10-5
4/24 Murray State (H)	W, 7-6
4/25 Murray State (H)	W, 10-6

4/26 Vanderbilt (A)	L, 3-7
4/28 Tennessee State (H)	W, 3-2
5/3 Middle Tennessee (H)	W, 4-2
5/3 Middle Tennessee (H)	W, 7-6

OVC Championship

East Tennessee (U)	W, 5-0
East Tennessee (U)	W, 1-0
5/11 Lipscomb (A)	W, 2-1
5/11 Lipscomb (A)	W, 2-0

1972

21-26, No OVC Record
Coach: Tom Wonderling

3/10 Jacksonville (A)	L, 1-10
3/11 St. Leo (A)	W, 9-2
3/12 St. Leo (A)	L, 1-2
3/13 Stetson (A)	W, 9-6
3/14 Stetson (A)	L, 1-6
3/15 Jacksonville (A)	L, 1-8
3/16 Auburn (A)	L, 5-16
3/16 Auburn (A)	W, 13-4
3/18 Southern Illinois (N)	L, 0-2
3/21 Vanderbilt (A)	L, 6-11
3/23 Western Kentucky (H)	L, 3-4
3/23 Western Kentucky (H)	W, 12-0
3/29 Wisconsin-LaCrosse (H)	L, 1-2
3/29 Wisconsin-LaCrosse (H)	W, 2-1

GOVERNORS BASEBALL

YEAR-BY-YEAR RESULTS

3/31	Millikin (H)	W, 5-1
3/13	Millikin (H)	W, 3-2
Mid-South Classic • Clarksville, Tenn.		
4/1	Capital (Ohio) (H)	W, 4-0
4/1	Illinois Tech (H)	W, 5-4
4/2	Eastern Michigan (H)	L, 1-4
4/3	Ashland (Ohio) (H)	L, 1-5
4/6	Southern Illinois (A)	L, 1-2
4/6	Southern Illinois (A)	W, 4-3
4/9	Vanderbilt (H)	L, 5-14
4/10	Murray State (A)	L, 3-7
4/10	Murray State (A)	L, 3-4
4/16	Louisville (H)	W, 11-1
4/16	Louisville (H)	W, 5-0
4/17	Western Kentucky (A)	W, 2-0
4/17	Western Kentucky (A)	L, 1-4
	Tennessee Tech (U)	W, 5-1
	Tennessee Tech (U)	L, 2-5
4/18	Middle Tennessee (A)	L, 0-10
4/20	Union (Tenn.) (A)	L, 2-13
4/29	Murray State (H)	W, 8-4
4/30	Tennessee Tech (A)	L, 5-7
4/30	Tennessee Tech (A)	W, 5-4
5/1	Tennessee (A)	L, 1-6
5/1	Tennessee (A)	L, 1-4
	Middle Tennessee (U)	L, 3-8
5/4	Lipscomb (H)	L, 2-8
5/4	Lipscomb (H)	L, 0-8
5/7	Pittsburgh-Johnstown (H)	W, 6-2
5/7	Pittsburgh-Johnstown (H)	W, 5-1
Blue Raider Classic • Murfreesboro, Tenn.		
5/12	Tennessee Tech (N)	W, 3-2
5/13	East Tennessee (N)	W, 6-0
5/14	Middle Tennessee (A)	L, 1-2
5/14	Middle Tennessee (A)	W, 9-0

1973 22-24, 5-6 OVC (2nd-W) Coach: Joe Ellenberg

10/7	• Murray State (A)	L, 2-4
10/7	• Murray State (A)	W, 4-1
10/14	• Middle Tennessee (H)	W, 9-3
10/14	• Middle Tennessee (H)	L, 2-4
10/22	• Western Kentucky (H)	W, 2-1
10/22	• Western Kentucky (H)	L, 2-5
3/9	Vanderbilt (A)	L, 4-19
3/10	Vanderbilt (H)	L, 3-21
3/10	Vanderbilt (H)	L, 1-4
3/15	West Alabama (A)	L, 6-7
3/15	West Alabama (A)	L, 1-4
3/17	Clemson (A)	L, 4-8
3/19	North Alabama (A)	W, 5-4
3/19	North Alabama (A)	L, 1-2
3/21	Christian Brothers (A)	W, 7-6
3/24	Louisville (A)	L, 3-4
3/24	Louisville (A)	L, 6-7
4/1	• Murray State (H)	L, 7-13
4/11	Belmont (A)	W, 4-3
4/11	Belmont (A)	L, 0-2
4/14	• Western Kentucky (A)	W, 3-2
4/14	• Western Kentucky (A)	W, 4-3
	Fisk (U)	W, 11-7
4/17	Wisconsin-LaCrosse (H)	W, 11-3
4/17	Wisconsin-LaCrosse (H)	L, 3-7
4/21	Union (Tenn.) (A)	L, 3-9
4/21	Union (Tenn.) (A)	W, 5-0
4/29	Christian Brothers (H)	W, 12-5
4/30	• Middle Tennessee (A)	L, 1-2
4/30	• Middle Tennessee (A)	L, 1-2
5/1	Tennessee Tech (A)	W, 4-2
5/1	Tennessee Tech (A)	L, 3-4
5/4	Union (Tenn.) (H)	W, 6-3
5/4	Union (Tenn.) (H)	L, 1-7
5/5	Tennessee Tech (H)	W, 5-4
5/5	Tennessee Tech (H)	W, 8-5
5/11	Louisville (H)	W, 3-1
5/11	Louisville (H)	W, 5-3
5/12	Louisville (H)	W, 5-3
5/12	Louisville (H)	W, 7-6
	Lambuth (U)	W, 5-1
	Lambuth (U)	L, 5-11
5/18	Southern Ill.-Edwardsville (A)	L, 2-6
5/18	Southern Ill.-Edwardsville (A)	L, 0-2
5/19	Southern Ill.-Edwardsville (A)	L, 3-8

1974 22-30, 2-8 OVC (4th-W) Coach: Joe Ellenberg

10/6	• Murray State (H)	L, 1-6
10/6	• Murray State (H)	W, 3-0
10/13	• Middle Tennessee (A)	L, 1-3
10/13	• Middle Tennessee (A)	L, 2-9
10/18	• Western Kentucky (A)	W, 5-3
10/18	• Western Kentucky (A)	L, 3-4
3/16	St. Leo (A)	L, 2-3
3/17	St. Leo (A)	L, 15-16
3/19	Florida Tech (A)	L, 3-8
3/19	Florida Tech (A)	W, 11-4
3/21	Georgia Southern (A)	L, 1-9
3/21	Georgia Southern (A)	L, 0-4
3/22	George Mason (N)	L, 2-3
3/26	Tennessee Tech (H)	W, 3-1
3/26	Tennessee Tech (H)	W, 2-1
3/27	Southern Ill.-Edwardsville (H)	L, 4-5
3/27	Southern Ill.-Edwardsville (H)	L, 6-8
3/30	• Murray State (A)	[8] L, 1-2
3/30	• Murray State (A)	[8] L, 6-7
4/1	Belmont (H)	W, 8-2
4/3	Lambuth (A)	W, 10-7
4/3	Lambuth (A)	L, 2-8
4/4	Union (Tenn.) (A)	W, 19-6
4/4	Union (Tenn.) (A)	L, 3-5
4/6	• Middle Tennessee (H)	L, 1-5
4/6	• Middle Tennessee (H)	L, 1-7
4/7	Vanderbilt (H)	W, 5-4
4/7	Vanderbilt (H)	[F] W, 7-0
4/9	Wisconsin-LaCrosse (H)	L, 3-6
4/10	Wisconsin-LaCrosse (H)	W, 9-3
4/10	Wisconsin-LaCrosse (H)	[8] W, 8-7
4/13	• Western Kentucky (H)	W, 15-8
4/13	• Western Kentucky (H)	L, 3-6
4/14	Fisk (H)	W, 12-0
4/17	Quincy College (H)	L, 3-4
4/21	Evansville (H)	W, 5-4
4/23	Lipscomb (A)	L, 0-4
4/23	Lipscomb (A)	L, 0-6
4/25	North Alabama (H)	W, 9-4
4/25	North Alabama (H)	L, 2-4
4/28	Vanderbilt (A)	W, 10-8
4/28	Vanderbilt (A)	L, 0-4
4/30	Fisk (A)	W, 12-4
5/2	Belmont (A)	L, 0-6
5/7	Lipscomb (H)	L, 1-2
5/9	Lipscomb (H)	W, 2-0
5/9	Union (Tenn.) (H)	W, 9-3
5/9	Union (Tenn.) (H)	W, 5-4
5/11	Louisville (H)	W, 6-5
5/11	Louisville (H)	L, 3-5
5/12	Louisville (H)	L, 1-3
5/12	Louisville (H)	L, 0-2

1975 24-18, 5-7 OVC (2nd-W) Coach: Joe Ellenberg

10/5	• Murray State (A)	L, 3-15
10/5	• Murray State (A)	L, 3-12
10/12	• Middle Tennessee (H)	L, 1-5
10/12	• Middle Tennessee (H)	W, 6-3
10/19	• Western Kentucky (A)	W, 9-2
10/19	• Western Kentucky (A)	L, 3-4
3/5	Lambuth (A)	L, 2-6
3/5	Lambuth (A)	L, 5-6
3/9	Albion (H)	W, 11-2
3/9	Albion (H)	W, 3-0
3/18	Citadel (A)	L, 3-7
3/19	Furman (A)	W, 6-5
3/19	Furman (A)	L, 2-3
3/25	Tennessee Tech (H)	W, 9-6
3/25	Tennessee Tech (H)	W, 5-1
3/26	Tennessee State (A)	L, 9-12
4/1	Wisconsin-LaCrosse (H)	L, 3-4
4/1	Wisconsin-LaCrosse (H)	W, 11-2
4/3	Wisconsin-Whitewater (H)	W, 7-1
4/3	Wisconsin-Whitewater (H)	W, 3-0
4/4	Wisconsin-Whitewater (H)	W, 12-2
4/4	Wisconsin-Whitewater (H)	W, 9-3
4/5	• Middle Tennessee (A)	L, 1-4
4/5	• Middle Tennessee (A)	W, 2-0

4/6	Vanderbilt (H)	L, 1-13
4/6	Vanderbilt (H)	L, 4-13
4/9	Union (Tenn.) (A)	W, 9-5
4/9	Union (Tenn.) (A)	W, 7-6
4/12	• Western Kentucky (A)	W, 10-7
4/12	• Western Kentucky (A)	L, 2-6
4/13	Tennessee State (H)	W, 16-0
4/13	Lipscomb (A)	L, 14-17
4/17	Belmont (H)	W, 10-9
4/19	• Murray State (H)	W, 4-0
4/19	• Murray State (H)	L, 3-6
4/20	Vanderbilt (A)	L, 2-7
4/20	Vanderbilt (A)	W, 6-5
4/23	Belmont (A)	L, 5-6
4/26	Tennessee Tech (A)	W, 2-1
4/26	Tennessee Tech (A)	W, 7-5
4/29	North Alabama (A)	W, 13-4
5/1	Lipscomb (H)	W, 10-9

1976 25-15-1, 3-7 OVC (3rd-W) Coach: Joe Ellenberg

3/3	Lambuth (H)	W, 21-7
3/6	Albion (H)	W, 5-2
3/6	Albion (H)	W, 8-1
3/13	Georgia Southern (A)	W, 5-3
3/13	Georgia Southern (A)	W, 11-6
3/14	Florida Tech (A)	L, 1-3
3/14	Florida Tech (A)	L, 1-2
3/15	Florida Tech (A)	W, 13-3
3/15	Massachusetts-Lowell (N)	W, 11-2
3/16	Tampa (A)	T, 9-9
3/17	South Florida (A)	L, 0-8
3/21	Bellarmine (H)	W, 4-3
3/22	Wisconsin-Eau Claire (H)	W, 8-1
3/22	Wisconsin-Eau Claire (H)	W, 11-2
3/23	Tennessee Tech (A)	L, 0-1
3/23	Tennessee Tech (A)	W, 6-1
3/25	Wisconsin-Eau Claire (H)	W, 5-1
3/25	Wisconsin-Eau Claire (H)	W, 27-5
3/28	Vanderbilt (A)	L, 6-7
3/31	Wisconsin-Parkside (H)	W, 4-0
3/31	Wisconsin-Parkside (H)	W, 8-5
4/3	• Middle Tennessee (A)	L, 6-21
4/3	• Middle Tennessee (A)	L, 2-3
4/5	Belmont (A)	W, 11-3
4/7	• Murray State (H)	W, 6-2
4/7	• Murray State (H)	W, 5-3
4/10	• Murray State (A)	L, 8-12
4/10	• Murray State (A)	L, 5-9
4/12	Union (Tenn.) (H)	W, 11-1
4/12	Union (Tenn.) (H)	W, 8-0
4/14	• Western Kentucky (H)	L, 4-6
4/14	• Western Kentucky (H)	[F] L, 0-7
4/17	• Middle Tennessee (H)	L, 4-9
4/17	• Middle Tennessee (H)	W, 6-3
4/18	Vanderbilt (H)	L, 4-15
4/21	Belmont (H)	L, 2-5
4/22	Lipscomb (H)	W, 1-0
4/29	Southern Ill.-Edwardsville (A)	W, 8-5
4/30	Missouri-St. Louis (N)	L, 2-3
5/1	Southwest Missouri (N)	W, 18-1
5/2	Wright State (N)	W, 12-2

1977 27-17-1, 7-5 OVC (2nd-W) Coach: Joe Ellenberg

3/5	Albion (H)	W, 2-1
3/5	Albion (H)	L, 5-8
3/6	Southern Illinois (H)	L, 1-3
3/6	Southern Illinois (H)	L, 0-3
3/11	Georgia Southern (A)	W, 1-0
3/12	Georgia Southern (A)	W, 8-3
3/12	Georgia Southern (A)	T, 2-2
Gulf Coast Tournament • Panama City, Fla.		
3/14	Olivet (N)	L, 2-10
3/15	Marietta (N)	W, 10-8
3/15	Marietta (N)	W, 6-2
3/16	Morehead State (N)	W, 7-1
3/17	Auburn (A)	L, 5-6
3/18	Troy State (A)	L, 2-6
3/20	Mercyhurst (H)	W, 7-0
3/20	Mercyhurst (H)	W, 6-2
3/22	Vanderbilt (H)	L, 2-9
3/23	Tennessee Tech (H)	W, 5-3

3/23	Tennessee Tech (H)	W, 5-0
3/26	• Western Kentucky (H)	W, 5-0
3/26	• Western Kentucky (H)	L, 4-7
3/29	Tennessee (A)	L, 2-3
3/29	Tennessee (A)	L, 1-3
4/1	Greenville (H)	W, 15-13
4/2	• Middle Tennessee (H)	W, 9-4
4/2	Wisconsin-Eau Claire (H)	L, 0-8
4/7	Wisconsin-Eau Claire (H)	W, 4-2
4/9	• Murray State (U)	W, 7-5
4/9	• Murray State (U)	W, 9-1
4/10	• Murray State (U)	W, 6-0
4/10	• Murray State (U)	L, 2-6
4/11	Belmont (H)	W, 9-5
4/12	Temple (U)	W, 13-0
4/13	• Western Kentucky (A)	L, 2-5
4/13	• Western Kentucky (A)	W, 3-1
4/16	• Middle Tennessee (A)	W, 3-0
4/16	• Middle Tennessee (A)	L, 3-9
4/18	Belmont (A)	W, 7-3
4/20	• Middle Tennessee (H)	L, 4-7
4/25	Vanderbilt (A)	W, 7-0
4/27	Tennessee-Martin (H)	W, 6-1
4/28	Greenville (U)	W, 9-5
Cougar Invitational • Edwardsville, Ill.		
4/29	Missouri-St. Louis (N)	L, 1-2
4/30	Southern Ill.-Edwardsville (A)	L, 0-8
5/1	St. Joseph (Ind.) (N)	W, 10-3
5/3	Lipscomb (H)	W, 5-2

1978 16-19-2, 5-6-1 OVC (2nd-W) Coach: Joe Ellenberg

Gulf Coast Tournament • Panama City, Fla.		
3/19	Auburn (N)	L, 9-14
3/19	Marietta (N)	W, 6-4
3/20	Monmouth (N)	W, 7-1
3/20	Brooklyn (N)	L, 3-4
3/21	Otterbein (N)	L, 4-8
3/21	Otterbein (N)	W, 14-2
3/22	Dayton (N)	L, 2-12
3/22	Wright State (N)	W, 5-2
3/26	Eastern Illinois (H)	L, 2-4
3/26	Eastern Illinois (H)	L, 1-3
3/29	Wisconsin-Whitewater (H)	L, 5-7
3/29	Wisconsin-Whitewater (H)	W, 4-0
3/30	St. Mary's (Ind.) (H)	L, 5-6
4/1	• Middle Tennessee (A)	W, 4-3
4/1	• Middle Tennessee (A)	L, 3-14
4/3	Lipscomb (H)	L, 11-20
4/5	• Murray State (H)	L, 5-9
4/5	• Murray State (H)	L, 3-4
4/6	Belmont (A)	L, 7-11
4/8	• Murray State (A)	L, 1-7
4/8	• Murray State (A)	W, 8-6
4/12	• Western Kentucky (H)	W, 10-7
4/12	• Western Kentucky (H)	L, 3-7
4/13	Tennessee State (A)	W, 18-7
4/15	• Middle Tennessee (H)	L, 4-7
4/15	• Middle Tennessee (H)	W, 8-1
4/19	• Western Kentucky (A)	W, 2-0
4/19	• Western Kentucky (A)	T, 2-2
4/22	Tennessee Tech (H)	W, 3-2
4/22	Tennessee Tech (H)	W, 8-3
4/24	Tennessee (A)	W, 6-4
4/24	Tennessee (A)	L, 1-6
4/25	Tennessee Tech (A)	T, 5-5
4/26	Belmont (H)	W, 9-4
4/28	Southern Illinois (A)	L, 1-5
4/29	Southern Illinois (A)	L, 0-3
4/29	Southern Illinois (A)	W, 4-3

GOVERNORS BASEBALL

YEAR-BY-YEAR RESULTS

1979

23-24, 11-6 OVC (3rd)
Coach: Joe Ellenberg

3/3	Trevecca (H)	L, 2-4
3/3	Trevecca (H)	W, 12-2
3/7	Memphis (A)	L, 2-6
3/7	Memphis (A)	W, 4-3
3/10	Alabama-Birmingham (A)	W, 15-4
3/10	Alabama-Birmingham (A)	L, 5-7
3/11	Tennessee State (H)	L, 12-16
3/16	Florida State (A)	L, 2-4
3/16	Florida State (A)	L, 0-12

Gulf Coast Tournament • Panama City, Fla.

3/18	Marietta (N)	L, 2-8
3/18	Monmouth (N)	W, 2-1
3/19	Cincinnati (N)	W, 3-2
3/19	Otterbein (N)	W, 7-3
3/20	Brooklyn (N)	W, 12-0
3/20	Lincoln (Pa.) (N)	W, 14-2
3/21	Wright State (N)	W, 10-1
3/21	Cincinnati (N)	L, 3-8
3/22	Auburn (A)	L, 1-6
3/27	Eastern Illinois (H)	W, 5-1
3/27	Eastern Illinois (H)	L, 9-10
3/29	Ferris State (H)	L, 8-11
4/3	Vanderbilt (H)	L, 2-4
4/4	• Murray State (A)	L, 5-9
4/8	• Western Kentucky (H)	W, 3-2
4/9	Belmont (A)	L, 2-8
4/11	• Middle Tennessee (A)	L, 3-4
4/11	• Middle Tennessee (A)	W, 7-5
4/14	• Morehead State (A)	W, 6-3
4/14	• Morehead State (A)	L, 4-16
4/15	• Eastern Kentucky (A)	W, 11-6
4/15	• Eastern Kentucky (A)	L, 10-11
4/18	• Murray State (H)	W, 4-3
4/18	• Murray State (H)	L, 8-10
4/17	Belmont (H)	W, 9-5
4/19	Tennessee State (A)	W, 5-4
4/20	Lipscomb (A)	L, 4-19
4/21	Tennessee (A)	L, 2-4
4/22	• Tennessee Tech (A)	W, 7-1
4/22	• Tennessee Tech (A)	W, 7-5
4/25	• Western Kentucky (A)	L, 1-7
4/25	• Western Kentucky (A)	W, 4-3
4/28	• Tennessee Tech (H)	W, 8-0
4/28	• Tennessee Tech (H)	W, 8-3
4/29	• Middle Tennessee (H)	W, 1-0
4/29	• Middle Tennessee (H)	L, 1-6
4/30	Vanderbilt (A)	L, 9-11

OVC Tournament • Morehead, Ky.

5/5	Murray State (N)	L, 2-6
-----	------------------	--------

1980

16-25, 4-9 OVC (6th)
Coach: Joe Ellenberg

3/8	Alabama-Birmingham (A)	W, 7-1
3/8	Alabama-Birmingham (A)	L, 3-4
3/9	Alabama-Birmingham (A)	W, 3-1
3/14	Valdosta State (A)	L, 6-7
3/15	Stetson (A)	L, 4-14
3/17	Tennessee Wesleyan (N)	L, 3-6
3/17	Central Florida (A)	W, 8-3
3/18	Central Florida (A)	L, 3-6
3/19	Tennessee Wesleyan (N)	L, 5-6
3/19	Florida (A)	W, 9-6
3/20	Kentucky (N)	L, 5-13
3/20	Florida (A)	L, 5-15
3/23	Memphis (H)	L, 5-6
3/23	Memphis (H)	W, 9-5
3/25	Evansville (H)	W, 6-3
3/26	Lipscomb (A)	W, 13-5
3/26	Lipscomb (A)	L, 2-6
	Indiana-Southeast (U)	L, 0-5
	Indiana-Southeast (U)	W, 8-3
4/6	• Western Kentucky (H)	L, 4-5
4/6	• Western Kentucky (H)	L, 8-9
4/7	Tennessee-Martin (A)	W, 10-5
4/8	Tennessee State (A)	L, 5-7
4/10	• Middle Tennessee (A)	L, 2-3
4/10	• Middle Tennessee (A)	W, 3-2
4/15	Belmont (A)	W, 5-9
4/17	• Murray State (H)	W, 8-3
4/17	• Murray State (H)	L, 4-5

4/19	Vanderbilt (H)	W, 8-4
4/20	• Tennessee Tech (A)	L, 1-3
4/20	• Tennessee Tech (A)	L, 5-6
4/21	Tennessee (A)	L, 6-17
4/24	• Western Kentucky (A)	L, 3-5
4/24	• Western Kentucky (A)	L, 1-16
4/26	• Tennessee Tech (H)	W, 4-3
4/27	• Middle Tennessee (H)	W, 13-5
4/27	• Middle Tennessee (H)	L, 5-6
4/28	Vanderbilt (A)	W, 13-8
5/10	Southern Illinois (A)	L, 3-17
5/11	Southern Illinois (A)	W, 2-0
5/11	Southern Illinois (A)	L, 2-11

1981

25-23, 0-12 OVC (4th-S)
Coach: Joe Baxter

3/3	Memphis (A)	L, 0-1
3/3	Memphis (A)	L, 2-6
3/7	Alabama-Birmingham (A)	L, 1-14
3/7	Alabama-Birmingham (A)	L, 0-2
3/8	Alabama-Birmingham (A)	L, 4-5
3/13	Furman (A)	W, 7-3
3/14	Furman (A)	W, 16-7
3/15	South Carolina (A)	L, 0-4
3/16	Francis Marion (A)	W, 8-3
3/18	Coastal Carolina (A)	L, 5-15
3/18	Coastal Carolina (A)	W, 6-3
3/19	Coastal Carolina (A)	L, 6-12
3/20	Tennessee (N)	[F] W, 10-8
3/23	Evansville (H)	[F] W, 6-2
3/24	Vanderbilt (H)	[F] W, 7-5
3/25	Lipscomb (A)	L, 5-8
3/26	George Williams (H)	[F] W, 4-0
3/26	George Williams (H)	[F] W, 4-3
3/28	North Alabama (H)	[F] W, 8-4
3/28	North Alabama (H)	[F] W, 16-8
3/29	Western Kentucky (A)	[F] W, 9-1
3/30	Bradley (H)	L, 2-5
3/30	Bradley (H)	[F] W, 9-7
3/31	Tennessee State (A)	L, 5-10
4/2	Belmont (H, CHS)	[F] W, 12-10
4/5	• Murray State (A)	L, 3-4
4/5	• Murray State (A)	[F] W, 4-1
4/7	Tennessee-Martin (A)	L, 3-8
4/9	• Middle Tennessee (H)	[F] W, 7-5
4/9	• Middle Tennessee (H)	L, 1-10
4/11	• Tennessee Tech (H)	[F] W, 4-1
4/11	• Tennessee Tech (H)	[F] W, 12-4
4/13	Tennessee State (H)	[F] W, 10-4
4/14	Tennessee-Martin (H, NWHHS)	[F] W, 9-7
4/16	• Tennessee Tech (A)	[F] W, 16-3
4/16	• Tennessee Tech (A)	L, 6-7
4/18	• Middle Tennessee (A)	L, 2-3
4/18	• Middle Tennessee (A)	L, 2-3
4/21	Evansville (A)	L, 4-12
4/23	• Murray State (H)	[F] W, 9-6
4/23	• Murray State (H)	[F] W, 4-3
4/25	Lipscomb (A)	[F] W, 9-3
4/27	Belmont (A)	L, 6-7
4/28	Alabama-Birmingham (H)	L, 8-9

OVC Tournament • Bowling Green, Ky.

4/30	Western Kentucky (A)	[F] W, 12-9
5/1	Middle Tennessee (N)	L, 4-6
5/2	Eastern Kentucky (N)	L, 4-6
5/5	Vanderbilt (A)	L, 6-7

Notes on 1981 season: Austin Peay forfeited 21 wins due to an ineligible player per an OVC ruling following the conclusion of the season. Following the forfeits, APSU was 4-44 overall and 0-12 in league play. Two games were played off campus during the season, one at Clarksville High School (H, CHS) and one at Northwest High School (H, NWHHS)

1982

19-27, 2-14 OVC (4th-S)
Coach: Joe Baxter

3/2	Trevecca (A)	L, 2-4
	Gulf Coast Tournament • Panama City, Fla.	
3/12	Marietta (N)	L, 6-7
3/12	Illinois State (N)	L, 9-11
3/13	Valparaiso (N)	W, 2-1
3/13	Brooklyn (N)	W, 14-9
3/14	Valparaiso (N)	W, 6-5
3/15	West Florida (A)	[F] L, 1-2
3/16	West Florida (A)	[F] L, 6-7

3/17	Troy State (A)	L, 1-7
3/18	Auburn (A)	L, 10-13
3/20	Georgia State (H)	W, 10-9
3/20	Georgia State (H)	L, 8-13
3/21	George Williams (H)	W, 4-3
3/21	George Williams (H)	W, 4-0
3/22	Lipscomb (A)	L, 3-6
3/24	Tennessee State (H)	W, 10-4
3/25	Vanderbilt (H)	L, 1-6
3/27	Bethel (Tenn.) (H)	W, 15-0
3/27	Bethel (Tenn.) (H)	W, 4-0
3/29	Tennessee State (A)	W, 3-2
3/30	Lipscomb (H)	L, 4-13
4/1	Western Kentucky (A)	L, 5-6
4/1	Western Kentucky (A)	L, 3-4
4/4	• Middle Tennessee (H)	L, 1-8
4/4	• Middle Tennessee (H)	L, 1-10
4/10	• Murray State (H)	L, 7-11
4/10	• Murray State (H)	L, 4-5
4/12	Belmont (A)	W, 14-9
4/13	• Murray State (H)	L, 2-6
4/13	• Murray State (H)	L, 1-4
4/14	Indiana-Southeast (A)	W, 5-4
4/14	Indiana-Southeast (A)	W, 4-3
4/15	Belmont (H)	W, 5-4
4/18	Indiana-Southeast (H)	W, 3-2
4/18	Indiana-Southeast (H)	W, 8-1
4/21	• Western Kentucky (H)	L, 0-7
4/21	• Western Kentucky (H)	L, 1-2
4/22	• Middle Tennessee (A)	L, 1-3
4/22	• Middle Tennessee (A)	L, 4-5
4/24	• Tennessee Tech (A)	L, 3-7
4/24	• Tennessee Tech (A)	W, 8-4
4/26	• Tennessee Tech (H)	L, 1-8
4/26	• Tennessee Tech (H)	W, 5-1
4/27	Tennessee-Martin (A)	L, 1-2
4/27	Tennessee-Martin (A)	W, 4-1
5/4	Vanderbilt (A)	L, 3-11

Notes on 1982 season: Austin Peay received two forfeit wins from West Florida after the season's end.

1983

11-29, 1-11 OVC (4th-S)
Coach: Joe Baxter

3/2	Trevecca (A)	W, 5-3
3/4	Montevallo (A)	L, 0-17
3/6	Alabama-Birmingham (A)	L, 4-9
3/6	Alabama-Birmingham (A)	L, 1-5
3/11	Western Carolina (A)	L, 15-16
3/12	Western Carolina (A)	W, 3-2
3/12	Western Carolina (A)	L, 7-14
3/14	Wofford (A)	L, 2-8
3/14	Wofford (A)	L, 11-13
3/15	Furman (A)	W, 14-8
3/16	Tennessee (A)	L, 0-16
3/17	Tennessee State (A)	W, 7-5
3/19	Trevecca (H)	W, 3-1
3/22	Belmont (H)	L, 2-10
3/23	Memphis (H)	L, 3-4
3/23	Memphis (H)	L, 1-13
3/26	Taylor (Ind.) (H)	L, 0-3
3/28	North Alabama (A)	W, 8-3
3/28	North Alabama (A)	L, 2-7
3/29	Lipscomb (A)	L, 6-11
3/31	Western Kentucky (A)	W, 5-4
4/4	Belmont (A)	W, 6-5
4/11	• Murray State (A)	W, 4-3
4/11	• Murray State (A)	L, 1-4
4/12	Western Kentucky (H)	L, 15-21
4/14	• Middle Tennessee (A)	L, 0-6
4/14	• Middle Tennessee (A)	L, 5-16
4/16	• Tennessee Tech (A)	L, 0-8
4/16	• Tennessee Tech (A)	L, 1-8
4/17	• Tennessee Tech (A)	L, 5-10
4/17	• Tennessee Tech (A)	L, 4-5
4/19	Lipscomb (H)	L, 0-11
4/21	• Murray State (H)	L, 2-8
4/21	• Murray State (H)	L, 2-7
4/25	• Middle Tennessee (H)	L, 1-6
4/25	• Middle Tennessee (H)	L, 3-6
4/26	Tennessee-Martin (H)	W, 5-4
4/26	Tennessee-Martin (H)	W, 6-1
5/6	Memphis (A)	L, 1-13
5/6	Memphis (A)	L, 11-12

1984

18-21-1, 7-4 OVC (1st-S)
Coach: Joe Baxter

3/2	Belmont (A)	W, 3-1
3/3	Memphis (A)	W, 3-2
3/3	Memphis (A)	L, 2-9
3/11	William Jewell (H)	L, 7-10
3/15	Evansville (H)	L, 7-10
3/16	Alabama-Birmingham (A)	L, 1-8
3/17	Alabama-Birmingham (A)	L, 3-14
	Gulf Coast Tournament • Panama City, Fla.	
3/18	Western Illinois (N)	L, 2-4
3/18	Otterbein (N)	L, 2-10
3/19	Brooklyn (N)	W, 8-1
3/19	Maryville (N)	W, 8-5
3/20	Millikin (N)	W, 3-0
3/21	Illinois-Chicago (N)	W, 9-6
3/23	Aurora (H)	W, 4-3
3/23	Aurora (H)	L, 4-7
3/25	Evansville (A)	T, 6-6
3/29	Lipscomb (A)	L, 0-18
3/30	Western Kentucky (H)	W, 2-1
3/31	Cumberland (Tenn.) (H)	W, 9-2
3/31	Cumberland (Tenn.) (H)	L, 2-10
4/4	Vanderbilt (H)	L, 3-8
4/6	Tennessee State (H)	W, 3-2
4/7	Cumberland (Tenn.) (A)	W, 4-2
4/7	Cumberland (Tenn.) (A)	L, 1-2
4/11	Western Kentucky (A)	L, 7-13
4/12	• Murray State (A)	W, 4-1
4/12	• Murray State (A)	L, 4-12
4/14	• Middle Tennessee (A)	W, 9-3
4/14	• Middle Tennessee (A)	W, 4-3
4/19	• Murray State (H)	W, 5-2
4/19	• Murray State (H)	W, 1-0
4/21	• Tennessee Tech (H)	L, 6-11
4/24	• Middle Tennessee (H)	W, 7-4
4/24	• Middle Tennessee (H)	L, 3-7
4/26	• Tennessee Tech (A)	L, 4-9
4/26	• Tennessee Tech (A)	W, 7-5
5/1	Memphis (A)	L, 3-4
5/1	Memphis (A)	L, 2-16
	OVC Tournament • Clarksville, Tenn.	
5/14	Morehead State (H)	L, 1-4
5/15	Murray State (H)	L, 3-6

1985

18-30-1, 7-5 OVC (2nd-S)
Coach: Billy Merkel

3/2	Trevecca (H)	W, 8-4
3/3	Valparaiso (H)	L, 1-3
3/5	Belmont (A)	L, 7-9
3/6	Evansville (A)	L, 1-4
3/9	Tennessee-Martin (A)	L, 1-7
3/9	Tennessee-Martin (A)	L, 1-3
	Gulf Coast Tournament • Panama City, Fla.	
3/18	Maryville (N)	L, 2-8
3/19	Wright State (N)	W, 12-8
3/19	Wright State (N)	L, 5-7
3/19	Western Illinois (N)	L, 5-13
3/20	Wright State (N)	T, 2-2
3/21	West Florida (A)	L, 2-7
3/21	West Florida (A)	L, 2-5
3/25	Lipscomb (H)	L, 2-6
3/28	Tennessee State (H)	L, 7-9
3/29	Lambuth (H)	W, 12-0
3/30	Cumberland (Tenn.) (A)	L, 2-9
3/30	Cumberland (Tenn.) (A)	L, 1-5
4/1	Lipscomb (A)	L, 9-10
4/3	Western Kentucky (H)	L, 3-5
4/4	Kentucky (A)	L, 4-12
4/5	Eastern Kentucky (A)	W, 12-8
4/8	Belmont (H)	W, 7-2
4/9	Tennessee State (A)	W, 13-1
4/11	• Murray State (H)	L, 5-7
4/11	• Murray State (H)	W, 7-5
4/13	• Middle Tennessee (H)	W, 10-6
4/13	• Middle Tennessee (H)	W, 7-3
4/16	Cumberland (Tenn.) (H)	W, 3-0
4/18	• Murray State (A)	W, 9-3
4/18	• Murray State (A)	L, 8-9
4/20	• Tennessee Tech (A)	L, 1-4
4/20	• Tennessee Tech (A)	W, 9-6
4/21	Kentucky Wesleyan (H)	W, 14-7

GOVERNORS BASEBALL

YEAR-BY-YEAR RESULTS

4/22	Tennessee Wesleyan (H)	L, 7-8
4/23	• Middle Tennessee (A)	W, 5-4
4/23	• Middle Tennessee (A)	L, 4-8
4/25	• Tennessee Tech (H)	L, 5-7
4/25	• Tennessee Tech (H)	W, 4-2
4/29	Trevecca (A)	L, 5-6
5/1	Vanderbilt (A)	L, 0-3
5/4	Southeast Missouri (H)	W, 4-3
5/4	Southeast Missouri (H)	L, 8-9
5/5	Memphis (H)	L, 0-2
5/5	Memphis (H)	L, 3-4
5/8	Evansville (H)	W, 10-1
OVC Tournament • Morehead, Ky.		
5/13	Morehead State (A)	W, 5-2
5/14	Murray State (N)	L, 4-16
5/15	Eastern Kentucky (N)	L, 2-15

1986 19-34-2, 4-8 OVC (4th-S)

Coach: Billy Merkel

3/1	Tennessee-Martin (H)	T, 9-9
3/2	Lincoln (Mo.) (H)	W, 13-2
3/2	Lincoln (Mo.) (H)	W, 7-1
3/3	North Alabama (A)	W, 4-3
3/3	North Alabama (A)	L, 1-6
3/5	Evansville (A)	W, 5-4
3/6	Lincoln (Mo.) (H)	L, 9-10
3/8	Cumberland (Tenn.) (A)	L, 2-8
3/8	Cumberland (Tenn.) (A)	W, 7-2
3/9	Memphis (H)	L, 8-13
3/13	Union (Tenn.) (A)	W, 10-9
3/15	Valdosta State (A)	L, 2-15
3/16	Valdosta State (A)	W, 15-8
3/17	South Alabama (A)	L, 1-8

West Florida Tournament • Pensacola, Fla.

3/18	Spring Hill (N)	L, 4-9
3/18	West Florida (A)	W, 5-4
3/19	West Florida (A)	L, 3-13
3/21	Columbus State (A)	W, 9-8
3/21	Columbus State (A)	L, 7-9
3/25	Tennessee State (H)	W, 17-5
3/26	Missouri-St. Louis (H)	L, 5-10
3/28	Eastern Illinois (H)	L, 7-12
3/28	Eastern Illinois (H)	W, 9-1
3/29	Eastern Kentucky (H)	L, 1-7
3/29	Eastern Kentucky (H)	L, 2-9
3/31	Evansville (H)	L, 15-16
4/1	Lipscomb (H)	T, 6-6
4/2	Trevecca (A)	W, 5-1
4/4	Tennessee State (A)	L, 6-17
4/5	North Alabama (H)	L, 7-10
4/5	North Alabama (H)	W, 12-5
4/6	Tennessee-Martin (A)	L, 5-9
4/7	Lipscomb (A)	L, 8-10
4/10	• Murray State (A)	W, 5-3
4/10	• Murray State (A)	L, 5-9
4/12	• Middle Tennessee (A)	L, 8-9
4/12	• Middle Tennessee (A)	W, 8-7
4/14	Belmont (A)	W, 11-3
4/15	Western Kentucky (H)	W, 6-5
4/17	• Murray State (H)	W, 1-0
4/17	• Murray State (H)	W, 9-3
4/19	• Tennessee Tech (H)	L, 8-9
4/19	• Tennessee Tech (H)	L, 4-13
4/22	• Middle Tennessee (H)	L, 2-7
4/22	• Middle Tennessee (H)	L, 4-13
4/24	• Tennessee Tech (A)	L, 2-7
4/24	• Tennessee Tech (A)	L, 7-8
4/25	Cumberland (Tenn.) (H)	L, 0-17
4/25	Cumberland (Tenn.) (H)	L, 0-7
4/26	Union (Tenn.) (H)	L, 4-19
4/29	Western Kentucky (A)	L, 2-7
4/30	Belmont (H)	L, 9-13
5/1	Vanderbilt (A)	L, 4-8
5/4	Memphis (A)	L, 2-7
5/4	Memphis (A)	L, 4-10

1987 15-32, 6-12 OVC (4th-S)

Coach: Billy Merkel

3/2	Trevecca (H)	L, 1-5
3/3	Evansville (A)	L, 1-4
3/5	Lipscomb (A)	W, 15-9
3/6	Memphis (H)	L, 14-16
3/12	Christian Brothers (A)	W, 10-5

3/12	West Florida (A)	L, 0-1
3/13	Florida State (A)	L, 3-8
3/14	Florida State (A)	L, 0-15
3/15	Florida State (A)	L, 1-26
3/19	Cumberland (Tenn.) (A)	W, 7-5
3/21	Missouri-St. Louis (H)	L, 6-7
3/21	Missouri-St. Louis (H)	L, 4-6
3/22	Cumberland (Tenn.) (A)	L, 7-8
3/22	Cumberland (Tenn.) (A)	W, 9-4
3/23	Lipscomb (H)	W, 13-2
3/25	Union (Tenn.) (H)	L, 11-15
3/25	Union (Tenn.) (H)	L, 1-2
3/26	Evansville (H)	L, 3-7
3/28	• Tennessee Tech (H)	W, 4-2
3/28	• Tennessee Tech (H)	L, 1-11
3/29	• Tennessee Tech (H)	W, 4-3
4/1	Tennessee-Martin (A)	W, 7-6
4/4	• Middle Tennessee (A)	L, 3-6
4/5	• Middle Tennessee (A)	L, 4-6
4/5	• Middle Tennessee (A)	L, 1-9
4/7	Belmont (A)	W, 9-2
4/8	Tennessee (A)	W, 7-4
4/11	• Murray State (H)	W, 3-2
4/11	• Murray State (H)	W, 4-2
4/12	• Murray State (H)	W, 5-4
4/13	Tennessee State (H)	L, 7-23
4/18	• Middle Tennessee (H)	L, 0-7
4/18	• Middle Tennessee (H)	L, 2-6
4/19	• Middle Tennessee (H)	L, 4-8
4/21	Belmont (H)	W, 13-0
4/22	Tennessee-Martin (H)	L, 3-6
4/23	Memphis (A)	L, 0-15
4/25	• Tennessee Tech (A)	W, 4-3
4/25	• Tennessee Tech (A)	L, 4-5
4/26	• Tennessee Tech (A)	L, 4-12
4/28	Vanderbilt (A)	L, 11-12
4/29	Western Kentucky (A)	L, 8-10
4/30	Cumberland (Tenn.) (H)	L, 0-2
4/30	Cumberland (Tenn.) (H)	L, 0-3
5/2	• Murray State (A)	L, 4-9
5/2	• Murray State (A)	L, 3-6
5/3	• Murray State (A)	L, 3-11

1988 23-27, 10-12 OVC (3rd-S)

Coach: Gary McClure

2/21	South Alabama (A)	L, 3-4
2/21	South Alabama (A)	L, 1-2
2/27	Trevecca (H)	W, 8-1
2/28	Lambuth (H)	W, 7-2
2/28	Lambuth (H)	W, 11-1
3/1	Tennessee (A)	L, 8-15
3/2	Evansville (H)	L, 2-8
3/3	Lipscomb (A)	W, 8-4
3/6	• Tennessee State (A)	W, 7-4
3/6	• Tennessee State (A)	W, 3-2
3/7	Indiana State (H)	L, 1-6
3/7	Indiana State (H)	L, 4-11
3/11	Belmont (A)	W, 6-2
3/13	Cumberland (Tenn.) (A)	L, 3-13
3/13	Cumberland (Tenn.) (A)	L, 3-6
3/17	Saint Louis (H)	W, 3-0
3/19	• Tennessee Tech (H)	L, 2-6
3/19	• Tennessee Tech (H)	L, 2-5
3/20	• Tennessee Tech (H)	L, 1-5
3/23	Tennessee-Martin (H)	W, 11-10
3/24	Lambuth (A)	W, 22-11
3/26	• Murray State (A)	W, 7-4
3/26	• Murray State (A)	L, 2-3
3/27	• Murray State (A)	W, 10-7
3/30	• Middle Tennessee (A)	L, 5-6
3/30	• Middle Tennessee (A)	L, 4-8
4/3	• Middle Tennessee (H)	L, 7-15
4/3	• Middle Tennessee (H)	W, 6-5
4/5	Western Kentucky (H)	L, 13-26
4/6	• Middle Tennessee (A)	L, 3-6
4/7	Cumberland (Tenn.) (H)	W, 6-0
4/9	• Tennessee State (H)	W, 10-4
4/9	• Tennessee State (H)	L, 3-4
4/10	• Tennessee State (H)	W, 12-11
4/14	North Alabama (H)	L, 1-5
4/14	North Alabama (H)	L, 3-4
4/17	North Alabama (H)	L, 3-7
4/17	North Alabama (H)	W, 8-7

4/19	Western Kentucky (A)	L, 7-20
4/20	Trevecca (A)	W, 13-3
4/21	Lipscomb (H)	W, 8-7
4/23	• Tennessee Tech (A)	L, 0-9
4/23	• Tennessee Tech (A)	W, 6-5
4/24	• Tennessee Tech (A)	L, 2-8
4/26	Vanderbilt (A)	L, 3-4
4/27	Tennessee-Martin (A)	W, 5-4
4/30	• Murray State (H)	W, 6-5
4/30	• Murray State (H)	L, 5-8
5/1	• Murray State (H)	W, 5-3
5/3	Kentucky (A)	L, 5-16

1989 32-25-1, 10-7 OVC (3rd)

Coach: Gary McClure

2/25	Indiana (H)	L, 6-8
2/26	Indiana (H)	L, 6-9
2/26	Indiana (H)	L, 6-7
3/2	Belmont (A)	W, 10-4
3/3	Lipscomb (A)	L, 1-10
3/8	Evansville (H)	W, 5-3
3/9	Trevecca (H)	L, 6-9
3/10	Evansville (A)	W, 4-3
3/12	South Alabama (A)	W, 6-5
3/12	South Alabama (A)	L, 4-13
3/13	West Florida (A)	L, 0-11
3/14	Auburn-Montgomery (A)	L, 3-5
3/14	Auburn-Montgomery (A)	W, 2-1
3/15	Auburn-Montgomery (A)	W, 14-12
3/22	Vanderbilt (H)	L, 6-7
3/23	Vanderbilt (A)	T, 7-7
3/24	• Murray State (H)	L, 7-9
3/24	• Murray State (H)	W, 11-3
3/25	• Murray State (H)	L, 7-10
3/26	St. Mary's (Ind.) (H)	W, 17-5
3/28	Cumberland (Tenn.) (H)	W, 17-8
4/1	• Eastern Kentucky (A)	L, 0-5
4/1	• Eastern Kentucky (A)	L, 4-8
4/2	• Eastern Kentucky (A)	W, 4-3
4/6	Tennessee (A)	L, 5-6
4/8	• Morehead State (H)	W, 8-0
4/9	• Morehead State (H)	L, 3-7
4/9	• Morehead State (H)	W, 4-1
4/11	North Alabama (H)	L, 4-5
4/11	North Alabama (H)	L, 5-7
4/12	Western Kentucky (A)	W, 5-4
4/13	Southeast Missouri (A)	W, 12-6
4/15	• Tennessee State (A)	W, 6-5
4/15	• Tennessee State (A)	W, 12-5
4/16	• Tennessee State (A)	W, 8-4
4/18	Western Kentucky (H)	L, 6-13
4/19	Cumberland (Tenn.) (A)	L, 10-17
4/19	Cumberland (Tenn.) (A)	W, 5-3
4/20	Trevecca (H)	W, 19-1
4/21	Southeast Missouri (A)	W, 15-3
4/23	North Alabama (A)	L, 3-10
4/23	North Alabama (A)	W, 8-1
4/25	Belmont (H)	W, 11-7
4/26	Tennessee-Martin (A)	W, 9-2
4/26	Tennessee-Martin (A)	W, 11-2
4/27	Lipscomb (A)	L, 6-9
4/29	• Middle Tennessee (H)	W, 8-7
4/29	• Middle Tennessee (H)	W, 4-2
4/30	• Middle Tennessee (H)	L, 2-9
5/3	Southern Illinois (A)	W, 6-5
5/3	Southern Illinois (A)	W, 13-5
5/7	• Tennessee Tech (A)	L, 9-10
5/7	• Tennessee Tech (A)	W, 3-0

OVC Tournament • Cookeville, Tenn.

5/14	Middle Tennessee (N)	W, 4-3
5/15	Eastern Kentucky (N)	L, 6-7
5/15	Murray State (N)	W, 6-5
5/16	Eastern Kentucky (N)	W, 5-4
5/16	Eastern Kentucky (N)	L, 4-8

1990 31-25, 6-8 OVC (4th)

Coach: Gary McClure

2/24	Indiana (H)	L, 6-10
2/25	Indiana (H)	L, 2-6
2/28	Vanderbilt (A)	W, 10-7
3/1	Trevecca (H)	W, 13-5
3/3	Cincinnati (H)	W, 4-0
3/3	Cincinnati (H)	W, 4-1

3/4	Valparaiso (H)	W, 6-2
3/7	Cumberland (Tenn.) (A)	W, 12-2
3/8	Evansville (H)	W, 14-13
3/11	Illinois State (H)	L, 5-12
3/12	Samford (A)	L, 3-4
3/13	Samford (A)	W, 4-3
3/13	Samford (A)	W, 13-5
3/14	Alabama-Birmingham (A)	L, 3-6
3/17	Southwest Missouri (H)	W, 4-2
3/17	Southwest Missouri (H)	L, 3-5
3/18	Southwest Missouri (H)	W, 5-3
3/20	Northern Iowa (H)	W, 1-0
3/20	Northern Iowa (H)	W, 8-2
3/21	Evansville (A)	L, 7-8
3/27	Southern Illinois (H)	L, 6-13
3/28	Indiana State (H)	L, 4-5
3/31	• Eastern Kentucky (H)	L, 5-6
3/31	• Eastern Kentucky (H)	L, 4-6
4/1	• Eastern Kentucky (H)	L, 3-14
4/3	Louisville (H)	W, 3-2
4/4	Vanderbilt (H)	W, 15-12
4/5	Cumberland (Tenn.) (H)	W, 8-7
4/7	• Morehead State (A)	W, 8-1
4/7	• Morehead State (A)	L, 5-6
4/8	• Morehead State (A)	W, 13-5
4/10	Lipscomb (H)	W, 8-2
4/11	Western Kentucky (A)	L, 5-10
4/12	Trevecca (A)	W, 9-5
4/15	• Tennessee State (H)	W, 14-1
4/15	• Tennessee State (H)	W, 7-2
4/19	Tennessee-Martin (H)	W, 11-7
4/19	Tennessee-Martin (H)	W, 11-1
4/21	Wright State (H)	W, 7-4
4/22	Wright State (H)	L, 6-8
4/22	Wright State (H)	L, 5-6
4/23	Western Kentucky (H)	L, 10-12
4/24	Kentucky (A)	W, 17-10
4/25	Louisville (A)	L, 11-12
4/26	Lipscomb (A)	W, 12-9
4/28	• Middle Tennessee (A)	L, 5-11
4/29	• Middle Tennessee (A)	L, 5-7
4/29	• Middle Tennessee (A)	L, 5-6
5/5	• Tennessee Tech (H)	W, 9-1
5/5	• Tennessee Tech (H)	L, 6-7
5/6	• Tennessee Tech (H)	W, 7-6
5/8	Northeast Illinois (A)	W, 2-1
5/10	Northeast Illinois (H)	L, 5-6

OVC Tournament • Murfreesboro, Tenn.

5/13	Middle Tennessee (A)	L, 5-9
5/14	Tennessee Tech (N)	W, 11-6
5/14	Eastern Kentucky (N)	L, 7-9

1991 15-37-1, 6-11 OVC (5th)

Coach: Gary McClure

2/23	Xavier (Ohio) (H)	L, 1-3
2/23	Xavier (Ohio) (H)	L, 1-4
2/24	Xavier (Ohio) (H)	W, 11-3
2/27	Vanderbilt (A)	L, 4-7
2/28	Western Kentucky (A)	W, 9-6
3/2	Indiana State (H)	L, 5-9
3/3	Valparaiso (H)	[No-Hit] W, 3-1
3/6	Evansville (A)	T, 7-7
3/7	Evansville (H)	L, 4-14
3/9	Lipscomb (A)	W, 7-3
3/11	Memphis (A)	L, 11-12
3/14	Southwest Missouri (A)	L, 1-5
3/14	Southwest Missouri (A)	L, 3-7
3/15	Southwest Missouri (A)	L, 6-12
3/16	Wichita State (A)	L, 1-13
3/17	Wichita State (H)	L, 3-16
3/19	North Alabama (A)	W, 7-3
3/20	Indiana State (H)	W, 5-10
3/23	• Middle Tennessee (H)	L, 4-6
3/23	• Middle Tennessee (H)	L, 1-4
3/24	• Middle Tennessee (A)	L, 2-18
3/26	Southern Illinois (A)	L, 5-7
3/27	Lipscomb (A)	L, 2-6
3/31	• Tennessee State (A)	L, 5-9
3/31	• Tennessee State (H)	L, 6-9
4/2	Louisville (A)	L, 4-16
4/3	Cumberland (Tenn.) (A)	L, 2-3
4/3	Cumberland (Tenn.) (A)	L, 7-8
4/6	Wright State (A)	W, 5-0

GOVERNORS BASEBALL

YEAR-BY-YEAR RESULTS

4/6	Wright State (A)	W, 5-4
4/7	Wright State (A)	L, 0-3
4/10	Western Kentucky (A)	L, 3-7
4/11	North Alabama (A)	L, 3-4
4/13	• Morehead State (H)	L, 5-10
4/13	• Morehead State (H)	L, 1-2
4/14	• Morehead State (H)	W, 10-4
4/16	Louisville (A)	L, 22-23
4/17	Kentucky (A)	L, 5-11
4/20	• Murray State (H)	L, 1-3
4/20	• Murray State (H)	L, 0-2
4/21	• Murray State (H)	W, 6-0
4/23	Vanderbilt (H)	L, 6-19
4/24	Tennessee (A)	L, 3-14
4/25	Tennessee-Martin (A)	L, 9-15
4/27	• Tennessee Tech (A)	W, 6-2
4/27	• Tennessee Tech (A)	W, 12-11
4/28	• Tennessee Tech (A)	W, 7-5
5/1	Cumberland (Tenn.) (H)	W, 11-2
5/2	Southern Illinois (H)	W, 13-2
5/4	• Eastern Kentucky (A)	W, 10-6
5/4	• Eastern Kentucky (A)	L, 5-6
5/5	• Eastern Kentucky (A)	L, 4-5
5/7	Western Kentucky (H)	L, 5-10

1992 29-28-1, 14-7 OVC (2nd) Coach: Gary McClure

2/22	Xavier (Ohio) (H)	W, 15-2
2/22	Xavier (Ohio) (H)	W, 5-4
2/27	Birmingham-Southern (A)	L, 4-5
2/28	Alabama-Birmingham (A)	L, 7-13
2/29	Samford (A)	[10] W, 4-3
3/3	Evansville (A)	W, 4-3
3/4	Evansville (H)	L, 7-15
3/5	Lipscomb (H)	W, 10-9
3/7	Indiana State (H)	L, 6-13
3/8	Memphis (H)	W, 10-2
3/10	Southern Mississippi (A)	L, 3-7
3/11	Southern Mississippi (A)	L, 4-5
3/13	Samford (A)	W, 10-2
3/14	Samford (A)	W, 21-14
3/17	Tennessee-Martin (A)	L, 3-11
3/21	• Murray State (A)	W, 8-2
3/21	• Murray State (A)	W, 9-5
3/22	• Murray State (A)	W, 7-6
3/24	Cumberland (Tenn.) (H)	L, 7-12
3/24	Cumberland (Tenn.) (H)	L, 7-10
3/25	Vanderbilt (A)	T, 3-3
3/28	• Southeast Missouri (H)	L, 1-3
3/28	• Southeast Missouri (H)	W, 7-6
3/29	• Southeast Missouri (H)	W, 13-11
3/31	Lipscomb (A)	L, 0-2
4/1	Western Kentucky (A)	L, 2-10
4/2	Southern Illinois (A)	L, 6-10
4/4	• Tennessee State (H)	W, 2-0
4/4	• Tennessee State (H)	W, 6-2
4/5	• Tennessee State (H)	W, 15-8
4/7	Indiana State (A)	L, 11-15
4/8	Vanderbilt (A)	W, 9-6
4/11	• Morehead State (A)	L, 4-5
4/11	• Morehead State (A)	L, 2-7
4/12	• Morehead State (A)	L, 7-8
4/14	Cumberland (Tenn.) (A)	W, 6-5
4/15	Tennessee-Martin (H)	L, 2-8
4/18	• Middle Tennessee (A)	L, 1-2
4/18	• Middle Tennessee (A)	W, 7-6
4/19	• Middle Tennessee (A)	W, 10-9
4/22	Kentucky (A)	L, 5-20
4/23	Louisville (A)	L, 7-10
4/25	• Tennessee Tech (H)	W, 2-0
4/25	• Tennessee Tech (H)	W, 5-2
4/26	• Tennessee Tech (H)	L, 8-14
4/27	Western Kentucky (H)	W, 4-3
4/29	Louisville (H)	W, 13-10
4/30	Belmont (H)	L, 2-11
5/2	• Eastern Kentucky (H)	L, 4-7
5/2	• Eastern Kentucky (H)	W, 4-1
5/3	• Eastern Kentucky (H)	W, 5-3
5/5	Vanderbilt (H)	L, 8-11
5/7	Southern Illinois (H)	W, 12-2
5/11	Western Kentucky (A)	L, 4-5

OVC Tournament • Murfreesboro, Tenn.		
5/14	Southeast Missouri (N)	L, 1-3

5/14	Eastern Kentucky (N)	[10] W, 13-10
5/15	Southeast Missouri (N)	W, 6-4
5/15	Middle Tennessee (A)	L, 9-10

1993 30-22, 13-8 OVC (5th) Coach: Gary McClure

2/20	Xavier (Ohio) (H)	L, 1-5
2/20	Xavier (Ohio) (H)	W, 2-1
2/21	Xavier (Ohio) (H)	W, 5-0
2/23	Mississippi (A)	L, 0-2
2/27	Indiana State (H)	W, 5-4
2/27	Indiana State (H)	L, 3-8
3/3	Evansville (H)	L, 1-4
3/5	Georgia (A)	L, 4-5
3/6	Penn State (N)	L, 5-6
3/7	Penn State (N)	W, 10-6
3/9	Jacksonville (A)	L, 4-15
3/10	Chicago State (N)	W, 10-6
	Eastern Michigan (N)	L, 7-9
3/17	Louisville (H)	W, 3-1
3/18	Louisville (H)	L, 8-11
3/20	• Tennessee-Martin (H)	W, 13-3
3/20	• Tennessee-Martin (H)	W, 7-3
3/21	• Tennessee-Martin (H)	W, 8-1
3/24	Lipscomb (H)	W, 5-1
3/27	• Morehead State (H)	W, 4-3
3/27	• Morehead State (H)	L, 1-5
3/27	• Morehead State (H)	W, 13-7
3/31	Southern Illinois (H)	W, 8-4
4/3	• Murray State (A)	L, 1-2
4/3	• Murray State (A)	W, 5-1
4/4	• Murray State (A)	W, 10-5
4/6	Indiana State (A)	L, 2-10
4/8	Vanderbilt (H)	W, 12-4
	Lipscomb (A)	W, 11-8
4/10	• Tennessee Tech (A)	W, 2-0
4/10	• Tennessee Tech (A)	W, 5-1
4/11	• Tennessee Tech (A)	L, 4-5
4/13	Memphis (A)	W, 8-5
4/15	Cumberland (Tenn.) (A)	W, 15-12
4/15	Cumberland (Tenn.) (H)	W, 10-2
4/17	• Eastern Kentucky (H)	W, 7-6
4/17	• Eastern Kentucky (H)	L, 3-4
4/18	• Eastern Kentucky (H)	W, 10-2
4/20	Tennessee-Martin (H)	W, 9-4
4/21	Kentucky (A)	L, 2-13
4/24	• Southeast Missouri (A)	L, 5-6
4/24	• Southeast Missouri (A)	L, 1-2
4/25	• Southeast Missouri (A)	L, 0-1
4/27	Western Kentucky (H)	W, 18-6
4/28	Western Kentucky (A)	L, 5-10
5/1	• Middle Tennessee (H)	L, 0-7
5/1	• Middle Tennessee (H)	W, 6-5
5/2	• Middle Tennessee (H)	W, 9-8
5/6	Evansville (A)	L, 3-7
5/8	Louisville (A)	W, 10-2
5/9	Louisville (A)	W, 9-8
5/11	Vanderbilt (A)	L, 4-7

1994 27-31, 12-6 OVC (1st) Coach: Gary McClure

OVC Regular-Season Champions		
2/23	Mississippi (A)	L, 3-12
2/26	Wright State (H)	L, 1-4
2/26	Wright State (H)	L, 1-6
2/27	Wright State (H)	W, 7-1
3/1	Valparaiso (H)	W, 3-2
3/3	Alabama (A)	L, 1-11
3/3	Alabama (A)	L, 2-4
3/5	Illinois State (H)	W, 7-2
3/5	Illinois State (H)	[9] W, 3-2
3/6	Illinois State (H)	W, 8-7
3/10	Troy State (A)	W, 7-6
3/10	Troy State (A)	L, 2-4
3/12	Northeast Illinois (H)	L, 3-4
3/12	Northeast Illinois (H)	W, 5-0
3/13	Northeast Illinois (H)	W, 11-4
3/15	Evansville (A)	W, 8-2
3/16	Indiana State (H)	L, 3-5
3/17	Indiana State (A)	L, 6-7
3/18	Butler (H)	W, 6-2
3/19	Troy State (H)	L, 3-7
3/20	Troy State (H)	L, 9-10

3/21	Cumberland (Tenn.) (A)	[NoHit vs.] L, 1-5
3/22	Louisville (A)	L, 13-19
3/26	• Middle Tennessee (A)	L, 5-8
3/29	Samford (H)	W, 5-1
3/30	Evansville (H)	L, 0-2
4/2	• Eastern Kentucky (A)	W, 15-3
4/2	• Eastern Kentucky (A)	W, 12-1
4/3	• Eastern Kentucky (A)	W, 4-1
4/6	Vanderbilt (H)	W, 5-4
4/7	Cumberland (Tenn.) (H)	L, 4-11
4/9	• Murray State (H)	W, 14-6
4/9	• Murray State (H)	W, 4-2
4/13	Memphis (H)	L, 4-10
4/16	• Morehead State (A)	L, 3-10
4/16	• Morehead State (A)	L, 9-16
4/17	• Morehead State (A)	W, 27-15
4/19	Lincoln Memorial (H)	L, 3-7
4/20	Louisville (H)	L, 2-4
4/20	Southern Illinois (H)	[11] L, 9-19
4/21	Western Kentucky (H)	L, 6-14
4/23	• Southeast Missouri (H)	W, 7-6
4/23	• Southeast Missouri (H)	L, 0-6
4/24	• Southeast Missouri (H)	W, 6-5
4/26	Western Kentucky (A)	L, 2-4
4/27	Vanderbilt (A)	W, 9-5
4/30	• Tennessee Tech (H)	W, 3-0
5/1	• Tennessee Tech (H)	W, 1-0
5/1	• Tennessee Tech (H)	W, 5-2
5/3	Southern Illinois (A)	L, 1-9
5/5	Memphis (A)	L, 2-5
5/7	• Tennessee-Martin (A)	L, 1-2
5/8	• Tennessee-Martin (A)	W, 5-3
5/8	• Tennessee-Martin (A)	L, 2-3

OVC Tournament • Clarksville, Tenn.		
5/13	Murray State (H)	W, 2-1
5/14	Middle Tennessee (H)	L, 4-5
5/14	Morehead State (H)	W, 3-1
5/16	Middle Tennessee (H)	L, 4-5


1995 24-32, 9-12 OVC (6th) Coach: Gary McClure

2/14	Arkansas State (A)	[8] W, 5-3
2/21	Cumberland (Tenn.) (H)	L, 0-6
2/25	Wright State (H)	L, 2-9
2/25	Wright State (H)	L, 2-8
2/26	Wright State (H)	W, 13-4
3/1	Cumberland (Tenn.) (A)	L, 2-5
3/4	Indiana State (H)	L, 2-12
3/4	Indiana State (H)	L, 4-9
3/5	Indiana State (H)	W, 9-6
3/7	Xavier (Ohio) (N)	L, 10-16
3/7	Jacksonville (A)	L, 2-6
3/8	Central Michigan (N)	W, 2-1
3/10	North Florida (A)	[11] L, 5-6
3/11	Northern Illinois (N)	L, 4-5

3/15	Indiana State (A)	L, 1-10
3/17	Wisconsin-Milwaukee (H)	L, 4-6
3/17	Mississippi (H)	L, 5-13
3/18	Wisconsin-Milwaukee (H)	W, 4-2
3/18	Wisconsin-Milwaukee (H)	W, 5-4
3/21	Belmont (A)	W, 6-2
3/22	Southern Illinois (A)	L, 6-9
3/25	• Eastern Kentucky (H)	W, 5-3
3/25	• Eastern Kentucky (H)	[11] L, 8-11
3/26	• Eastern Kentucky (H)	L, 9-11
3/28	Vanderbilt (H)	L, 4-9
3/29	Evansville (H)	L, 2-6
3/30	Memphis (H)	W, 7-3
4/1	• Murray State (A)	L, 0-7
4/1	• Murray State (A)	L, 3-7
4/2	• Murray State (A)	W, 7-2
4/5	Cumberland (Tenn.) (H)	W, 29-13
4/6	Southern Indiana (H)	W, 7-2
4/8	• Morehead State (H)	L, 1-2
4/8	• Morehead State (H)	W, 6-5
4/9	• Morehead State (H)	W, 4-3
4/11	Louisville (A)	W, 27-18
4/12	Xavier (Ohio) (A)	W, 11-5
4/14	• Southeast Missouri (A)	L, 2-4
4/14	• Southeast Missouri (A)	W, 6-5
4/15	• Southeast Missouri (A)	L, 1-4
4/18	Louisville (H)	W, 15-5
4/19	Vanderbilt (A)	L, 2-4
4/20	Western Kentucky (A)	L, 4-8
4/22	• Tennessee Tech (A)	[8] L, 0-1
4/22	• Tennessee Tech (A)	L, 3-5
4/23	• Tennessee Tech (A)	W, 13-8
4/25	Western Kentucky (H)	[10] W, 5-4
4/26	Trevecca (H)	W, 11-4
4/29	• Tennessee-Martin (H)	W, 6-4
4/29	• Tennessee-Martin (H)	[10] L, 6-8
4/30	• Tennessee-Martin (H)	W, 3-2
5/2	Memphis (A)	L, 3-8
5/3	Evansville (A)	L, 5-14
5/6	• Middle Tennessee (H)	W, 4-1
5/6	• Middle Tennessee (H)	L, 7-15
5/7	• Middle Tennessee (H)	L, 7-14

1996 44-22, 13-7 OVC (t-1st) Coach: Gary McClure

OVC Regular-Season Co-Champions		
OVC Tournament Champions		
NCAA Tournament Appearance		
2/17	Indiana State (H)	W, 12-1
2/18	Indiana State (H)	W, 8-7
2/24	Eastern Illinois (H)	L, 2-5
2/24	Eastern Illinois (H)	W, 9-2
2/25	Eastern Illinois (H)	W, 9-3
2/27	Arkansas State (H)	L, 6-14
2/28	Arkansas State (H)	W, 8-4



**1994 Austin Peay Governors (27-31 Overall, 12-6 OVC)
OVC Regular Season Champions**

Front Row (l-r): Student Assistant P.J. Jones, Nate Manning, Jay Hampton, Joby Homesley, Gerald Albright, Rich Elias, Danny LaBianca, Steve Cornelison, Jeff Taylor, Chuck Abbott and graduate assistant coach Jamie Dingus. **Second Row:** Head coach Gary McClure, Kelly Weathers, Scott Speer, Dave Richardson, Jason Mikulecky, Brian Law, Kevin Smith, Ryan Bennett, Michael Shockley, Mark Turken, assistant coach Brian Hetland. **Back Row:** Manager Brian Story, Al Bolden, Billy Reed, Kris Runk, Glen Longhurst, Shane Dortch, Jason Rice, Jeff Beam, Benji Zimmerman, manager Nathan Lester.

GOVERNORS BASEBALL

YEAR-BY-YEAR RESULTS

3/2	Butler (H)	W, 8-3
3/2	Butler (H)	W, 4-0
3/3	Butler (H)	W, 10-4
3/4	Georgia (A)	L, 5-11
Kennel Club Classic • Jacksonville, Fla.		
3/5	North Florida (A)	W, 4-3
3/6	Purdue (N)	W, 15-8
3/7	Central Michigan (N)	W, 8-3
3/8	Xavier (Ohio) (N)	W, 6-1
3/11	Valparaiso (H)	W, 12-4
3/12	Evansville (A)	L, 2-6
3/13	Kentucky (H)	W, 19-8
3/14	Wisconsin-Milwaukee (H)	W, 18-6
3/17	• Murray State (H)	W, 7-6
3/17	• Murray State (H)	W, 12-0
3/23	• Morehead State (A)	W, 16-6
3/24	• Morehead State (A)	W, 5-1
3/24	• Morehead State (A)	L, 5-8
3/26	Evansville (H)	L, 1-9
3/27	Vanderbilt (H)	W, 5-4
3/28	Indiana State (A)	L, 3-10
3/30	• Southeast Missouri (H)	L, 0-13
3/30	• Southeast Missouri (H)	L, 4-9
3/31	• Southeast Missouri (H)	W, 7-1
4/2	Western Kentucky (A)	W, 17-3
4/3	Southern Illinois (H)	L, 8-10
4/4	• Tennessee Tech (H)	[NoHit] W, 2-0
4/5	• Tennessee Tech (H)	W, 3-1
4/6	• Tennessee Tech (H)	W, 6-2
4/9	Louisville (H)	W, 8-0
4/9	Louisville (H)	W, 9-5
4/10	Vanderbilt (A)	L, 5-17
4/13	• Tennessee-Martin (A)	W, 4-0
4/13	• Tennessee-Martin (A)	L, 0-1
4/14	• Tennessee-Martin (A)	W, 8-1
4/16	Southern Illinois (A)	[11] L, 6-7
4/17	Western Kentucky (H)	L, 4-4
4/18	Cumberland (Tenn.) (H)	W, 12-4
4/20	• Middle Tennessee (A)	L, 2-7
4/20	• Middle Tennessee (A)	[8] W, 5-4
4/21	• Middle Tennessee (A)	W, 10-5
4/23	Memphis (A)	W, 13-7
4/24	Mississippi (A)	W, 6-2
4/25	Southern Indiana (H)	W, 10-6
4/27	• Eastern Kentucky (A)	L, 2-4
4/28	• Eastern Kentucky (A)	W, 5-2
4/28	• Eastern Kentucky (A)	L, 1-3
4/30	Memphis (H)	W, 9-5
5/1	Tennessee (A)	L, 6-7
OVC Opening Rounds • Clarksville, Tenn.		
5/3	Tennessee-Martin (H)	W, 16-1
5/5	Southeast Missouri (H)	W, 8-3

5/9	Cumberland (Tenn.) (H)	W, 10-5
OVC Tournament • Clarksville, Tenn.		
5/11	Tennessee Tech (H)	W, 8-3
5/12	Morehead State (H)	L, 1-2
5/12	Morehead State (H)	W, 4-3
NCAA Play-In Series • Clarksville, Tenn.		
5/16	Southern (H)	W, 8-4
5/17	Southern (H)	L, 7-14
5/18	Southern (H)	W, 11-0
NCAA South II Regional • Baton Rouge, La.		
5/23	Louisiana State (A)	L, 3-9
5/24	Georgia Tech (N)	L, 3-14

1997 28-31, 14-10 OVC (3rd)

Coach: Gary McClure

2/16	Evansville (H)	L, 7-13
2/18	Arkansas State (A)	L, 5-6
2/19	Arkansas State (A)	L, 2-9
2/22	Xavier (Ohio) (H)	W, 5-1
2/22	Xavier (Ohio) (H)	W, 9-4
2/23	Xavier (Ohio) (H)	W, 17-13
2/26	Mississippi (A)	L, 5-12
2/26	Samford (A)	L, 6-8
3/1	Western Michigan (N)	W, 18-6
3/2	Central Michigan (N)	W, 6-1
3/3	Xavier (Ohio) (N)	W, 8-1
3/4	North Florida (A)	W, 13-11
3/7	Southern Indiana (H)	W, 13-7
3/11	Kentucky (A)	L, 0-14
3/12	Louisville (A)	L, 2-16
3/15	• Morehead State (H)	W, 4-1
3/15	• Morehead State (H)	L, 4-5
3/16	• Morehead State (H)	W, 8-7
3/19	Jacksonville State (H)	W, 11-9
3/22	• Murray State (A)	W, 2-1
3/22	• Murray State (A)	L, 2-6
3/23	• Murray State (A)	W, 5-3
3/25	Cumberland (Tenn.) (A)	L, 2-14
3/26	Memphis (H)	L, 5-10
3/28	• Tennessee Tech (A)	L, 4-20
3/28	• Tennessee Tech (A)	L, 1-5
3/29	• Tennessee Tech (A)	W, 14-5
4/1	Southern Illinois (H)	L, 5-6
4/2	Western Kentucky (H)	W, 22-8
4/3	Indiana State (A)	L, 1-18
4/5	• Eastern Kentucky (H)	W, 8-7
4/5	• Eastern Kentucky (H)	W, 6-1
4/6	• Eastern Kentucky (H)	[10] L, 14-16
4/8	Vanderbilt (H)	[7] L, 5-11
4/9	Louisville (H)	L, 2-6
4/12	• Southeast Missouri (A)	L, 7-10
4/12	• Southeast Missouri (A)	L, 2-3

4/13	• Southeast Missouri (A)	L, 4-7
4/15	Vanderbilt (A)	[9] L, 6-12
4/16	Western Kentucky (A)	L, 3-9
4/19	• Middle Tennessee (H)	W, 9-7
4/19	• Middle Tennessee (H)	W, 10-1
4/20	• Middle Tennessee (H)	L, 2-5
4/23	Evansville (A)	L, 3-16
4/25	Illinois State (A)	L, 0-9
4/26	Illinois State (A)	W, 10-3
4/27	Illinois State (A)	W, 4-2
4/29	Memphis (A)	L, 4-6
4/30	Samford (H)	L, 4-9
5/3	• Eastern Illinois (A)	L, 1-14
5/4	• Eastern Illinois (A)	W, 24-2
5/4	• Eastern Illinois (A)	[11] W, 8-4
5/10	• Tennessee-Martin (H)	W, 2-1
5/10	• Tennessee-Martin (H)	W, 10-1
5/11	• Tennessee-Martin (H)	W, 14-2

OVC Tournament • Murfreesboro, Tenn.

5/15	Eastern Kentucky (N)	W, 4-1
5/15	Tennessee Tech (N)	L, 4-5
5/16	Middle Tennessee (A)	W, 9-6
5/16	Tennessee Tech (N)	L, 2-4

Notes on 1997 season: Austin Peay received two forfeits from Vanderbilt following season's end.

1998 23-32, 9-15 OVC (8th)

Coach: Gary McClure

2/14	Jacksonville State (A)	L, 5-13
2/15	Lipscomb (H)	L, 4-15
2/17	Mississippi (A)	W, 15-4
2/21	Xavier (Ohio) (H)	L, 1-3
2/21	Xavier (Ohio) (H)	W, 14-7
2/22	Xavier (Ohio) (H)	L, 5-7
2/24	Arkansas State (H)	L, 0-5
2/25	Arkansas State (H)	L, 9-12
2/27	Illinois State (H)	L, 6-8
2/28	Cincinnati (H)	W, 10-4
3/1	Illinois State (H)	W, 3-2
3/3	Belmont (A)	W, 5-0
3/4	Indiana State (H)	W, 10-7
3/7	• Morehead State (A)	W, 5-4
3/7	• Morehead State (A)	L, 2-10
3/8	• Morehead State (A)	W, 30-15
3/11	Tennessee (A)	L, 6-14
3/12	Yale (H)	W, 5-4
3/14	• Murray State (H)	[8] L, 1-4
3/14	• Murray State (H)	W, 6-5
3/15	• Murray State (H)	L, 11-14
3/17	Xavier (Ohio) (A)	L, 8-11
3/18	Indiana State (A)	L, 8-14
3/21	• Tennessee Tech (H)	W, 4-1
3/21	• Tennessee Tech (H)	[8] L, 2-4
3/22	• Tennessee Tech (H)	W, 11-10
3/24	Cumberland (Tenn.) (A)	W, 13-12
3/25	Kentucky (A)	L, 5-8
3/28	• Eastern Kentucky (A)	[8] L, 11-12
3/28	• Eastern Kentucky (A)	L, 2-18
3/29	• Eastern Kentucky (A)	L, 8-9
4/2	Belmont (H)	L, 8-10
4/4	• Southeast Missouri (H)	L, 1-5
4/4	• Southeast Missouri (H)	L, 0-1
4/5	• Southeast Missouri (H)	[11] L, 3-6
4/7	Memphis (A)	W, 11-1
4/8	Western Kentucky (H)	[10] W, 9-8
4/10	• Middle Tennessee (A)	L, 2-6
4/10	• Middle Tennessee (A)	L, 2-4
4/11	• Middle Tennessee (A)	W, 4-2
4/14	Louisville (A)	W, 12-5
4/15	Western Kentucky (A)	L, 4-6
4/19	Southern Illinois (A)	L, 4-6
1/19	Southern Illinois (A)	W, 6-5
4/20	Cumberland (Tenn.) (H)	L, 6-7
4/21	Evansville (H)	L, 5-7
4/22	Memphis (H)	W, 9-2
4/25	• Eastern Illinois (H)	W, 12-8
4/25	• Eastern Illinois (H)	L, 6-20
4/26	• Eastern Illinois (H)	L, 6-11
4/28	Louisville (H)	L, 2-4
5/2	• Tennessee-Martin (A)	W, 12-0
5/2	• Tennessee-Martin (A)	L, 4-8
5/3	• Tennessee-Martin (A)	W, 8-3
5/5	Vanderbilt (H)	[10] W, 9-8

1999 29-27, 13-10 OVC (5th)

Coach: Gary McClure

2/16	Mississippi (A)	L, 5-8
2/20	Xavier (Ohio) (H)	L, 3-6
2/20	Xavier (Ohio) (H)	W, 7-2
2/21	Xavier (Ohio) (H)	W, 6-5
2/23	Arkansas State (A)	W, 6-2
2/24	Arkansas State (A)	[14] L, 0-3
2/26	Illinois State (H)	L, 15-17
2/27	Illinois State (H)	L, 9-12
2/28	Illinois State (H)	W, 7-6
3/2	Alabama (A)	L, 3-6
Kennel Club Classic • Jacksonville, Fla.		
3/6	Western Michigan (N)	W, 4-2
3/7	Kansas State (N)	[14] W, 9-8
3/8	Central Michigan (N)	W, 16-13
3/9	Duquesne (N)	L, 15-17
3/10	Duquesne (N)	W, 18-7

3/17	Southern Indiana (H)	W, 14-8
3/20	• Tennessee Tech (A)	W, 16-2
3/20	• Tennessee Tech (A)	W, 9-6
3/21	• Tennessee Tech (A)	[12] W, 13-11
3/23	Xavier (Ohio) (A)	L, 4-6
3/24	Belmont (A)	W, 6-5
3/27	• Eastern Kentucky (H)	W, 3-2
3/27	• Eastern Kentucky (H)	W, 17-7
3/28	• Eastern Kentucky (H)	L, 2-11
4/2	• Southeast Missouri (A)	W, 7-2
4/2	• Southeast Missouri (A)	W, 8-6
4/6	Louisville (H)	L, 2-17
4/7	Western Kentucky (A)	W, 12-4
4/8	Cumberland (Tenn.) (H)	L, 8-17
4/10	• Middle Tennessee (H)	L, 3-20
4/10	• Middle Tennessee (H)	W, 7-6
4/11	• Middle Tennessee (H)	L, 4-15
4/13	Belmont (H)	W, 12-7
4/15	Cumberland (Tenn.) (A)	W, 11-7
4/17	Evansville (H)	L, 6-12
4/18	Evansville (A)	L, 4-14
4/20	Louisville (A)	L, 3-9
4/21	Vanderbilt (H)	W, 9-6
4/24	• Eastern Illinois (A)	L, 0-1
4/24	• Eastern Illinois (A)	W, 13-7
4/25	• Eastern Illinois (A)	L, 10-11
4/27	Memphis (A)	W, 14-9
4/28	Mississippi (H)	L, 6-7
5/1	• Tennessee-Martin (H)	W, 11-3
5/1	• Tennessee-Martin (H)	W, 2-1
5/2	• Tennessee-Martin (H)	L, 6-8
5/4	Southern Illinois (A)	W, 3-2
5/5	Vanderbilt (A)	L, 6-7
5/6	Western Kentucky (H)	L, 1-13
5/8	• Morehead State (H)	L, 0-2
5/8	• Morehead State (H)	L, 2-13
5/9	• Morehead State (H)	W, 9-4
5/15	• Murray State (A)	L, 0-1
5/15	• Murray State (A)	L, 0-2
5/16	• Murray State (A)	[10] W, 9-7


OVC Tournament • Cape Girardeau, Mo.

5/20	Middle Tennessee (N)	L, 9-12
------	----------------------	---------

2000 32-27, 14-10 OVC (4th)

Coach: Gary McClure

2/19	Xavier (Ohio) (H)	W, 14-2
2/19	Xavier (Ohio) (H)	W, 9-3
2/20	Xavier (Ohio) (H)	L, 3-7
2/22	Troy State (H)	L, 11-16
2/23	Troy State (H)	W, 12-4
2/25	Illinois State (H)	W, 7-3
2/26	Purdue (H)	L, 6-13
2/29	Alabama (A)	L, 4-5
3/1	Samford (A)	W, 8-6
3/4	Bradley (H)	W, 11-5
3/4	Bradley (H)	L, 0-3
3/5	Bradley (H)	W, 6-4
3/7	Troy State (A)	W, 6-2
3/8	Troy State (A)	W, 6-2
3/10	Yale (H)	W, 7-3
3/12	Yale (H)	W, 9-8
3/14	Louisville (A)	W, 5-4
3/16	Illinois-Chicago (H)	W, 11-10
3/18	• Eastern Kentucky (A)	[16] L, 0-1



1996 Austin Peay Governors (44-22 Overall, 13-7 OVC)

OVC Regular Season Co-Champion

OVC Tournament Champion

NCAA Tournament Participant • South II Regional

Front Row (l-r): Nate Manning, Kris Runk, Craig Smith, Mike Frey, Kevin Durbin, Brad Connell, Chris Montjoy, Benji Zimmerman, Billy Mortimore. Second Row: Assistant coach Steve Cornelison, Seth Massey, Ryan Bennett, Chuck Abbott, Dave Sloan, Mark Turken, Glen Longhurst, Mike Shockley, John Huffman. Back Row: Head coach Gary McClure, Mike Eikenberry, Dan Torresin, Zak Doan, Brock Maiser, Rich Elias, Jason Fincher, Shane Beasley, Kent Brown, Scott Standefor, assistant coach Brian Hetland.

3/18 • Eastern Kentucky (A)	L, 0-3	2/25 Purdue (H)	L, 1-2
3/19 • Eastern Kentucky (A)	L, 7-8	2/28 Alabama (A)	L, 7-11
3/21 Xavier (Ohio) (A)	L, 5-7	Kennel Club Classic • Jacksonville, Fla.	
3/22 Evansville (A)	[11] L, 1-2	3/3 Gardner-Webb (N)	W, 13-6
3/25 • Southeast Missouri (H)	L, 1-4	3/4 Ohio State (N)	W, 10-8
3/25 • Southeast Missouri (H)	L, 3-10	3/5 Jacksonville (A)	W, 9-6
3/26 • Southeast Missouri (H)	L, 7-12	3/6 Bethune-Cookman (N)	W, 10-9
3/28 Evansville (H)	L, 5-7	3/9 Valparaiso (H)	W, 2-1
3/29 Vanderbilt (H)	L, 3-5	3/10 Valparaiso (H)	L, 5-6
4/1 • Middle Tennessee (A)	L, 5-6	3/10 Valparaiso (H)	W, 11-10
4/1 • Middle Tennessee (A)	W, 6-4	3/11 Valparaiso (H)	W, 14-1
4/2 • Middle Tennessee (A)	L, 6-7	3/13 Indiana State (A)	W, 9-8
4/4 Vanderbilt (A)	W, 13-10	3/14 Xavier (Ohio) (A)	W, 8-4
4/5 Samford (H)	L, 12-16	3/17 • Tennessee-Martin (A)	W, 1-0
4/8 Southern Illinois (H)	W, 9-1	3/17 • Tennessee-Martin (A)	W, 9-4
4/9 Southern Illinois (A)	[10] L, 5-6	3/18 • Tennessee-Martin (A)	W, 8-6
4/12 Cumberland (Tenn.) (H)	W, 17-2	3/21 Kentucky (H)	L, 2-5
4/15 • Eastern Illinois (H)	W, 11-4	3/24 Miami (Ohio) (H)	L, 6-10
4/15 • Eastern Illinois (H)	L, 3-9	3/24 Miami (Ohio) (H)	L, 5-10
4/16 • Eastern Illinois (H)	W, 10-6	3/27 Vanderbilt (H)	W, 7-5
4/18 Western Kentucky (H)	L, 5-7	3/28 Cumberland (Tenn.) (A)	L, 8-9
4/19 Belmont (H)	L, 15-16	3/30 Belmont (H)	W, 12-1
4/21 • Tennessee-Martin (A)	W, 13-3	3/31 East Tennessee (N)	L, 2-3
4/21 • Tennessee-Martin (A)	W, 6-2	4/3 Cumberland (Tenn.) (H)	L, 6-12
4/22 • Tennessee-Martin (A)	W, 7-3	4/4 Western Kentucky (H)	W, 14-12
4/26 Mississippi (A)	L, 4-9	4/7 • Tennessee Tech (A)	L, 6-9
4/29 • Morehead State (A)	W, 18-4	4/7 • Tennessee Tech (A)	L, 0-6
4/29 • Morehead State (A)	W, 16-3	4/8 • Tennessee Tech (A)	L, 11-17
4/30 • Morehead State (A)	L, 3-8	4/10 Western Kentucky (A)	L, 2-8
5/2 Louisville (H)	W, 11-8	4/13 • Eastern Illinois (H)	[8] L, 5-6
5/3 Belmont (A)	L, 8-11	4/13 • Eastern Illinois (H)	L, 2-11
5/6 • Murray State (H)	W, 11-5	4/14 • Eastern Illinois (H)	L, 3-7
5/6 • Murray State (H)	W, 6-4	4/16 Lipscomb (H)	[10] L, 7-8
5/7 • Murray State (H)	W, 12-9	4/17 Belmont (H)	W, 8-5
5/13 • Tennessee Tech (H)	W, 5-2	4/18 Indiana State (H)	W, 8-4
5/13 • Tennessee Tech (H)	W, 12-4	4/21 • Morehead State (A)	L, 4-5
5/14 • Tennessee Tech (H)	W, 12-11	4/21 • Morehead State (A)	W, 15-2

OVC Tournament • Cape Girardeau, Mo.

5/18 Murray State (N)	W, 8-7
5/18 Eastern Kentucky (N)	L, 2-5
5/19 Southeast Missouri (A)	L, 0-13

2001 32-30, 9-12 OVC (5th)
Coach: Gary McClure

2/17 Xavier (Ohio) (H)	W, 5-3
2/18 Xavier (Ohio) (H)	[8] W, 2-1
2/18 Xavier (Ohio) (H)	W, 4-3
2/21 Mississippi (A)	L, 0-4
Austin Peay Invitational • Clarksville, Tenn.	
2/24 Ball State (H)	L, 5-11
2/24 Illinois State (H)	L, 5-8

OVC Tournament • Paducah, Ky.

5/16 Southeast Missouri (N)	W, 9-4
5/17 Tennessee Tech (N)	L, 5-10
5/18 Eastern Illinois (N)	W, 10-6
5/18 Eastern Kentucky (N)	W, 8-1
5/19 Tennessee Tech (N)	W, 3-2
5/19 Tennessee Tech (N)	L, 2-9

2002 30-27, 12-9 OVC (5th)
Coach: Gary McClure

2/17 Middle Tennessee (A)	L, 5-6
2/20 Belmont (A)	L, 2-7
2/23 Xavier (Ohio) (H)	[8] W, 4-3
2/23 Xavier (Ohio) (H)	W, 14-7
2/24 Xavier (Ohio) (H)	W, 14-1


Austin Peay Invitational • Clarksville, Tenn.

3/1 Eastern Michigan (H)	W, 14-9
3/2 Illinois State (H)	W, 14-11
3/3 Indiana State (H)	L, 0-8
3/7 Florida (A)	W, 12-8
3/8 Florida (A)	L, 2-17
3/9 Florida (A)	L, 4-13
3/11 Bowling Green State (H)	L, 7-16
3/12 Xavier (Ohio) (A)	W, 18-4
3/13 Kentucky (A)	L, 3-4
3/16 Trevecca (H)	W, 9-4
3/20 West Alabama (H)	W, 9-5
3/21 West Alabama (H)	W, 7-4
3/22 Middle Tennessee (A)	L, 0-4
3/23 Middle Tennessee (A)	L, 4-5
3/24 Middle Tennessee (H)	W, 19-0
3/25 Mississippi (A)	L, 1-3
3/27 Lipscomb (H)	W, 9-2
3/28 Lipscomb (A)	L, 3-12
3/30 Evansville (H)	W, 14-11
3/31 Evansville (A)	W, 4-3
4/2 Western Kentucky (A)	L, 2-14
4/3 Alabama (A)	L, 10-12
4/6 • Tennessee Tech (H)	W, 3-0
4/6 • Tennessee Tech (H)	[11] W, 5-4
4/7 • Tennessee Tech (H)	L, 5-15
4/9 Vanderbilt (H)	L, 5-6
4/10 Memphis (A)	L, 3-6
4/13 • Eastern Illinois (A)	[9] W, 6-3
4/13 • Eastern Illinois (A)	L, 1-2
4/14 • Eastern Illinois (A)	L, 3-10
4/16 Western Kentucky (H)	[10] W, 8-7
4/17 Indiana State (A)	L, 3-10
4/20 • Morehead State (H)	W, 3-2
4/20 • Morehead State (H)	L, 3-7
4/21 • Morehead State (H)	W, 7-5
4/27 • Southeast Missouri (A)	L, 9-14
4/28 • Southeast Missouri (A)	L, 6-8

4/28 • Southeast Missouri (A)	L, 2-6
5/1 Vanderbilt (H)	W, 5-0
5/3 • Murray State (H)	W, 11-7
5/3 • Murray State (H)	W, 7-1
5/4 • Murray State (H)	[10] L, 8-9
5/11 • Eastern Kentucky (A)	W, 4-1
5/11 • Eastern Kentucky (A)	W, 13-4
5/12 • Eastern Kentucky (A)	W, 29-10
5/15 Belmont (H)	W, 10-6
5/18 • Tennessee-Martin (H)	W, 4-1
5/18 • Tennessee-Martin (H)	[8] W, 2-1
5/19 • Tennessee-Martin (H)	[11] L, 5-7
OVC Tournament • Paducah, Ky.	
5/22 Murray State (N)	W, 8-6
5/23 Tennessee Tech (N)	L, 2-3
5/24 Southeast Missouri (N)	L, 5-7


2003 27-27-1, 14-5-1 OVC (1st)
Coach: Gary McClure

OVC Regular-Season Champions	
2/18 Martin Methodist (H)	W, 3-0
2/20 Trevecca (H)	W, 10-0
2/21 Wisconsin-Milwaukee (H)	W, 5-1
2/21 Wisconsin-Milwaukee (H)	W, 4-2
2/28 Indiana State (H)	W, 2-1
3/1 Bradley (H)	L, 2-4
3/1 Bradley (H)	L, 1-7
3/2 Bradley (H)	W, 1-0
3/2 Bradley (H)	L, 1-5
3/5 Memphis (A)	[11] W, 10-8
Austin Peay Invitational • Clarksville, Tenn.	
3/7 Xavier (Ohio) (H)	L, 1-5
3/8 Bradley (H)	L, 2-3
3/9 Butler (H)	L, 2-6
3/11 Georgia (A)	L, 3-16
3/12 Georgia (A)	L, 3-5
3/15 Lipscomb (A)	[10] L, 3-4
3/16 Lipscomb (A)	L, 0-2
3/17 Wisconsin-Stevens Point (H)	L, 8-11
3/18 Wisconsin-Stevens Point (H)	W, 11-9
3/21 Birmingham-Southern (H)	W, 3-1
3/22 Birmingham-Southern (H)	L, 1-5
3/23 Birmingham-Southern (H)	L, 3-16
3/26 Belmont (A)	W, 13-4
3/29 Lipscomb (H)	W, 6-5
3/30 Lipscomb (H)	L, 5-7
4/2 Middle Tennessee (H)	[10] L, 7-16
4/5 • Tennessee-Martin (A)	W, 11-3
4/5 • Tennessee-Martin (A)	T, 10-10
4/8 Western Kentucky (H)	L, 2-9
4/12 • Morehead State (H)	W, 4-1
4/12 • Morehead State (H)	W, 3-2
4/13 • Morehead State (H)	W, 9-6



**2003 Austin Peay Governors (27-27-1 Overall, 14-5-1 OVC)
OVC Regular Season Champions**

Front Row (l-r): James Ray, Ron Bethke, Chris Key, Matt Taylor, Nic Frederick, Tommy Smith, Alfredo Burkeen. **Second Row:** Travis Beech, Jeff Maul, Chris Hyde, Jake Lund, Brett Luther, Marcus Pearson, Jacob Schroeder, Matt Dodds. **Third Row:** Devin Thomas, assistant coach Greg Troy, assistant coach Brian Hetland, head coach Gary McClure, volunteer assistant Casey Callaway, Scott Steinbrecher, athletic trainer Brandy Mann. **Back Row:** Shawn Kelley, Mitch Turriglio, Matt Ledbetter, A.J. Ellis, Dustin Smith, Cody Goins, Adam Muston, Brad Daniel.



**2004 Austin Peay Governors (35-21 Overall, 20-7 OVC)
OVC Regular Season Champions**

Front Row (l-r): Michael Dunn, Jacob Crass, James Ray, Jake Peterson, Chris Key, Mason Boisseau, Bo Baker, Tommy Smith. **Second Row:** Nick Frederick, Chris Poynter, Rafael Hill, Alfredo Burkeen, Devin Thomas, Jeremy Cabbage, Jacob Schroeder, Jeff Maul, Adam Carrico. **Third Row:** Marcus Pearson, Ron Bethke, Student Manager Scott Mann, Assistant Coach Casey Callaway, Assistant Coach Greg Troy, Head Coach Gary McClure, Assistant Coach Brian Hetland, Student Assistant Tyler McMillian, student manager Justin Browning, Athletic Trainer Brandy Mann. **Fourth Row:** Chris Hyde, Jared Walker, Matt Ledbetter, Adam Muston, Cody Goins, Rowdy Hardy, Brad Daniel, Shawn Kelley, Brett Luther, Scott Steinbrecher.

GOVERNORS BASEBALL

YEAR-BY-YEAR RESULTS

4/15 Belmont (H)	[11] L, 5-6
4/18 • Murray State (A)	L, 3-6
4/18 • Murray State (A)	W, 5-3
4/19 • Murray State (A)	L, 2-7
4/22 Vanderbilt (A)	[11] L, 2-3
4/23 Middle Tennessee (A)	L, 6-8
4/26 • Southeast Missouri (H)	L, 3-9
4/26 • Southeast Missouri (H)	W, 4-2
4/27 • Southeast Missouri (H)	L, 6-8
4/29 Memphis (H)	W, 9-6
4/30 Evansville (H)	W, 15-4
5/3 • Eastern Illinois (H)	W, 3-0
5/3 • Eastern Illinois (H)	W, 3-0
5/4 • Eastern Illinois (H)	W, 11-8
5/10 • Eastern Kentucky (A)	W, 13-5
5/10 • Eastern Kentucky (A)	W, 17-4
5/11 • Eastern Kentucky (A)	W, 19-18
5/13 Evansville (A)	L, 11-12
5/16 • Tennessee Tech (A)	L, 4-11
5/16 • Tennessee Tech (A)	W, 7-5
5/17 • Tennessee Tech (A)	[10] W, 10-5

OVC Tournament • Paducah, Ky.

5/21 Eastern Illinois (N)	L, 11-12
5/22 Southeast Missouri (N)	[NoHit vs.] L, 0-4

2004 35-21, 20-7 OVC (1st)
Coach: Gary McClure

OVC Regular-Season Champions

2/28 Wright State (H)	W, 8-3
2/28 Wright State (H)	L, 1-9
2/29 Wright State (H)	W, 9-8
3/2 Lipscomb (A)	W, 4-3
3/6 Akron (H)	W, 1-0
3/6 Akron (H)	W, 6-5
3/7 Akron (H)	W, 2-0
3/10 Vanderbilt (H)	L, 4-7
3/12 Birmingham-Southern (A)	L, 2-9
3/13 Birmingham-Southern (A)	L, 6-7
3/14 Birmingham-Southern (A)	L, 4-19
3/16 Georgia State (A)	W, 19-8
3/17 Georgia State (A)	W, 11-4
3/21 Youngstown State (H)	W, 2-1
3/21 Youngstown State (H)	W, 1-0
3/22 Wis.-Stevens Point (H)	W, 7-1
3/23 Memphis (A)	L, 2-5
3/24 Lee University (H)	W, 12-9
3/27 • Morehead State (H)	W, 6-3
3/27 • Morehead State (H)	W, 8-3
3/28 • Morehead State (H)	W, 6-4
3/30 Lipscomb (H)	W, 3-1
3/31 Vanderbilt (A)	L, 4-7
4/3 • Samford (A)	W, 6-2

4/3 • Samford (A)	W, 7-1
4/4 • Samford (A)	W, 7-5
4/7 Middle Tennessee (H)	L, 6-7
4/9 • Tennessee Tech (H)	L, 9-12
4/9 • Tennessee Tech (H)	L, 0-7
4/10 • Tennessee Tech (H)	W, 6-1
4/14 Western Kentucky (H)	L, 1-13
4/17 • Southeast Missouri (A)	[10] W, 3-2
4/17 • Southeast Missouri (A)	W, 15-4
4/18 • Southeast Missouri (A)	L, 7-9
4/21 Middle Tennessee (A)	L, 1-6
4/24 • Tennessee-Martin (H)	W, 23-2
4/24 • Tennessee-Martin (H)	W, 13-4
4/25 • Tennessee-Martin (H)	W, 13-1
4/28 Belmont (A)	W, 7-6
5/1 • Eastern Illinois (A)	W, 10-8
5/2 • Eastern Illinois (A)	W, 11-2
5/2 • Eastern Illinois (A)	L, 0-7
5/4 Belmont (H)	L, 4-5
5/5 Memphis (H)	W, 13-10
5/8 • Murray State (H)	W, 5-1
5/8 • Murray State (H)	W, 7-6
5/9 • Murray State (H)	W, 7-6
5/15 • Eastern Kentucky (A)	W, 2-1
5/15 • Eastern Kentucky (A)	L, 3-9
5/16 • Eastern Kentucky (A)	L, 1-4
5/18 Evansville (H)	L, 2-9
5/21 • Jacksonville State (H)	W, 9-4
5/21 • Jacksonville State (H)	W, 3-1
5/22 • Jacksonville State (H)	L, 10-11

OVC Tournament • Paducah, Ky.

5/27 Samford (N)	L, 3-15
5/27 Southeast Missouri (N)	L, 1-6

2005 35-21, 20-7 OVC (1st)
Coach: Gary McClure

**O'Reilly/OVC Tournament Champions
NCAA Tournament Appearance**

2/18 Birmingham-Southern (A)	W, 4-3
2/19 Birmingham-Southern (A)	L, 6-8
2/19 Birmingham-Southern (A)	L, 5-7
Austin Peay Invitational • Clarksville, Tenn.	
2/25 Wisconsin-Milwaukee (H)	W, 9-1
2/26 Valparaiso (H)	W, 6-0
2/27 Akron (H)	W, 9-5

National Bank Classic • Starkville, Miss.

3/4 Kansas (N)	W, 11-6
3/4 Mississippi State (A)	L, 3-4
3/5 Kansas (N)	L, 4-11
3/8 Indiana State (H)	W, 4-3
3/8 Indiana State (H)	W, 1-0

Aces' Diamond Classic • Evansville, Ind.

3/12 Northern Illinois (N)	L, 2-5
3/13 Wright State (N)	L, 5-13
3/13 Evansville (A)	W, 6-3
3/15 Lipscomb (A)	W, 13-5
3/19 Indiana State (A)	L, 8-15
3/19 Indiana State (A)	W, 4-3
3/22 Belmont (A)	W, 10-8
3/25 • Morehead State (A)	L, 2-4
3/25 • Morehead State (A)	[8] L, 3-4
3/26 • Morehead State (A)	L, 8-12
3/29 Lipscomb (H)	W, 15-7
3/30 Memphis (H)	W, 9-6
4/2 • Samford (H)	W, 8-0
4/3 • Samford (H)	W, 3-2
4/3 • Samford (H)	L, 3-5
4/5 Middle Tennessee (H)	L, 5-13
4/9 • Tennessee Tech (A)	W, 6-0
4/9 • Tennessee Tech (A)	W, 6-0
4/10 • Tennessee Tech (A)	W, 10-9
4/12 Middle Tennessee (A)	L, 7-19
4/13 Memphis (A)	W, 8-4
4/16 • Southeast Missouri (H)	L, 4-6
4/16 • Southeast Missouri (H)	W, 5-3
4/17 • Southeast Missouri (H)	W, 11-2
4/19 Georgia State (H)	W, 4-3
4/20 Georgia State (H)	[11] W, 10-9
4/23 • Tennessee-Martin (A)	W, 14-3
4/23 • Tennessee-Martin (A)	W, 2-0
4/24 • Tennessee-Martin (A)	W, 6-1
4/27 Western Kentucky (H)	W, 5-4
4/30 • Eastern Illinois (H)	W, 5-2
5/1 • Eastern Illinois (H)	[9] L, 2-3
5/1 • Eastern Illinois (H)	W, 5-2
5/7 • Murray State (A)	W, 15-7
5/7 • Murray State (A)	W, 6-1
5/8 • Murray State (A)	L, 4-8
5/10 Evansville (H)	W, 9-6
5/11 Belmont (H)	W, 11-8
5/14 • Eastern Kentucky (H)	W, 9-2
5/14 • Eastern Kentucky (H)	W, 6-2
5/15 • Eastern Kentucky (H)	[10] L, 13-16
5/17 Western Kentucky (A)	L, 13-29
5/20 • Jacksonville State (A)	L, 0-2
5/20 • Jacksonville State (A)	L, 5-6
5/21 • Jacksonville State (A)	L, 5-11
O'Reilly/OVC Tournament • Paducah, Ky.	
5/26 Murray State (N)	W, 6-5
5/27 Jacksonville State (N)	W, 4-1
5/28 Jacksonville State (N)	[10] L, 7-8
5/29 Jacksonville State (N)	W, 5-0
NCAA Knoxville Regional • Knoxville, Tenn.	
6/3 Tennessee (A)	L, 5-7
6/4 Wichita State (N)	L, 1-5

2006 32-27, 14-13 OVC (5th)
Coach: Gary McClure


2/17 Birmingham-Southern (H)	W, 3-2
2/23 Illinois State (H)	W, 7-6
2/24 Iowa (H)	L, 10-12
2/25 Dayton (H)	L, 7-9
2/26 Illinois State (H)	W, 6-5
3/1 Lipscomb (A)	W, 16-3
3/3 Valparaiso (H)	W, 5-4
3/4 Valparaiso (H)	L, 4-5
3/5 Valparaiso (H)	W, 16-10
3/7 North Florida (A)	[10] W, 3-2
3/8 North Florida (A)	W, 3-1
3/11 Youngstown State (H)	W, 11-9
3/11 Youngstown State (H)	L, 4-6
3/12 Youngstown State (H)	W, 11-2
3/14 Indiana State (A)	L, 2-5
3/15 Middle Tennessee (H)	W, 8-4
3/22 Evansville (A)	L, 2-7
3/23 Freed-Hardeman (H)	W, 14-8
3/25 • Jacksonville State (H)	W, 3-1
3/25 • Jacksonville State (H)	L, 4-5
3/26 • Jacksonville State (H)	L, 3-9
3/28 Memphis (H)	W, 14-6
3/29 Memphis (A)	W, 11-9
4/1 • Morehead State (H)	W, 4-2
4/1 • Morehead State (H)	W, 4-1
4/2 • Morehead State (H)	W, 10-4
4/4 Western Kentucky (A)	W, 12-9
4/5 Vanderbilt (H)	[14] L, 2-6
4/8 • Samford (A)	L, 8-10
4/9 • Samford (A)	[10] L, 0-1
4/9 • Samford (A)	L, 3-4
4/11 Middle Tennessee (A)	L, 5-15
4/14 • Tennessee Tech (H)	L, 3-5
4/14 • Tennessee Tech (H)	L, 1-2
4/15 • Tennessee Tech (H)	W, 11-7
4/18 Western Kentucky (H)	W, 11-5
4/19 Belmont (H)	L, 5-6
4/22 • Southeast Missouri (A)	W, 7-4
4/22 • Southeast Missouri (A)	L, 4-8
4/23 • Southeast Missouri (A)	W, 7-2
4/25 Vanderbilt (A)	L, 2-7
4/26 Belmont (A)	W, 18-6
4/29 • Tennessee-Martin (H)	W, 7-1
4/29 • Tennessee-Martin (H)	W, 7-4
4/30 • Tennessee-Martin (H)	W, 4-3
5/6 • Eastern Illinois (A)	L, 3-4
5/6 • Eastern Illinois (A)	L, 2-9
5/7 • Eastern Illinois (A)	L, 4-9
5/9 Lipscomb (H)	L, 2-9
5/13 • Murray State (H)	W, 10-4
5/13 • Murray State (H)	W, 3-1



**2005 Austin Peay Governors (38-24 Overall, 16-11 OVC)
OVC Tournament Champion**

NCAA Tournament Participant • Knoxville Regional

Front Row (l-r): James Ray, Jeremy Cabbage, Ryan Kane, Rafael Hill, Matt Brown, Jacob Schroeder, Brett Luther. **Second Row:** Student Manager John Harris, Chris Poynter, Jake Peterson, Jeff Lykins, Jacob Crass, Bo Baker, Michael Dunn, Tommy Smith, Student Manager Justin Browning. **Third Row:** Chris Hyde, Marcus Pearson, Student Assistant Tyler McMillian, Assistant Coach Casey Callaway, Head Coach Gary McClure, Assistant Coach Derrick Dunbar, Assistant Coach Brian Hetland, Devin Thomas, Athletic Trainer Brandy Mann. **Fourth Row:** Jared Walker, Shawn Kelley, Matt Ledbetter, Dane Milleville, Rowdy Hardy, Brad Daniel, Jamie Ganz, Will Hogue, Cody Youngblood, Dane Miller.



**2007 Austin Peay Governors (40-22 Overall, 19-8 OVC)
OVC Tournament Champion**

NCAA Tournament Participant • Nashville Regional

Front Row (l-r): Assistant coach Jake Peterson, Jake Brisbin, Jacob Crass, Andrew Bradley, Josh Kempf, Levi Cheshire, Rafael Hill, J.B. Gilbert, Brandon Munsey, assistant coach Eddie Fitzpatrick. **Second Row:** Head Coach Gary McClure, Andrew Clement, Will Hogue, Ryan Gilbo, Trey Lucas, Tyler Farrar, Dane Miller, Jeff Lykins, Stephen Huff, Keegan McComment, Matt Smith, assistant coach Ryan Edwards. **Third Row:** Josh Meeker, Jason Stoerner, Daniel Baggett, Ben Wilshire, Ryne Mantooth, Matt Reynolds, David Vicini, Tyler Bullock, Jake Lane, Shawn Kelley, Matt Kole.

GOVERNORS BASEBALL

5/14	• Murray State (H)	W, 9-3
5/16	Evansville (H)	L, 4-8
5/19	• Eastern Kentucky (A)	L, 6-12
5/19	• Eastern Kentucky (A)	W, 5-0
5/20	• Eastern Kentucky (A)	L, 4-6
O'Reilly/OVC Tournament • Paducah, Ky.		
5/24	Eastern Kentucky (N)	L, 3-6
5/25	Eastern Illinois (N)	W, 10-2
5/26	Southeast Missouri (N)	L, 9-10

2007

40-22, 19-8 OVC (1st)
Coach: Gary McClure

OVC Regular-Season Champions
O'Reilly/OVC Tournament Champions
NCAA Tournament Appearance

2/18	Central Arkansas (H)	W, 10-2
2/18	Cincinnati (H)	W, 4-3
2/19	Cincinnati (H)	L, 7-9
2/27	Vanderbilt (A)	L, 0-8
3/2	Ball State (H)	W, 4-3
3/3	Ball State (H)	L, 1-10
3/4	Ball State (H)	L, 2-4
3/6	Mississippi (A)	L, 3-4
3/7	Mississippi (A)	L, 3-9
3/9	Wisconsin-Milwaukee (H)	W, 3-1
3/10	Wisconsin-Milwaukee (H)	W, 5-4
3/11	Wisconsin-Milwaukee (H)	W, 14-0
3/13	Indiana State (H)	W, 11-5
3/14	Indiana State (A)	W, 8-7
3/17	Furman (A)	W, 5-1
3/17	Furman (A)	W, 7-5
3/18	Furman (A)	W, 4-1
3/21	Belmont (H)	W, 3-2
3/24	• Jacksonville State (A)	L, 6-7
3/24	• Jacksonville State (A)	L, 4-13
3/25	• Jacksonville State (A)	L, 3-4
3/27	Middle Tennessee (A)	L, 8-9
3/28	Evansville (H)	W, 7-1
3/31	• Morehead State (A)	W, 17-6
3/31	• Morehead State (A)	W, 3-1
4/1	• Morehead State (A)	W, 28-10
4/4	Vanderbilt (H)	L, 1-4
4/6	• Samford (H)	W, 1-0
4/6	• Samford (H)	L, 1-5
4/7	• Samford (H)	L, 1-4
4/10	Middle Tennessee (H)	[10] L, 4-5
4/14	• Tennessee Tech (A)	W, 10-5
4/14	• Tennessee Tech (A)	W, 4-2
4/15	• Tennessee Tech (A)	[11] W, 3-1
4/17	Memphis (A)	L, 3-4
4/18	Memphis (H)	L, 7-13
4/21	• Southeast Missouri (H)	W, 4-2
4/21	• Southeast Missouri (H)	W, 4-0
4/22	• Southeast Missouri (H)	[12] L, 14-16
4/24	Western Kentucky (A)	W, 6-5
4/25	Evansville (A)	W, 8-7
4/28	• UT Martin (A)	W, 4-0
4/28	• UT Martin (A)	W, 15-3
4/29	• UT Martin (A)	W, 4-2
5/5	• Eastern Illinois (H)	W, 8-2
5/5	• Eastern Illinois (H)	W, 6-1
5/6	• Eastern Illinois (H)	W, 8-2
5/8	Mississippi State (H)	[11] W, 3-2
5/9	Mississippi State (H)	W, 7-5
5/12	• Murray State (A)	W, 7-3
5/12	• Murray State (A)	[10] L, 6-7
5/13	• Murray State (A)	W, 15-3
5/15	Belmont (H)	L, 0-2
5/18	• Eastern Kentucky (H)	L, 4-5
5/18	• Eastern Kentucky (H)	W, 2-0
5/19	• Eastern Kentucky (H)	W, 9-2

O'Reilly/OVC Tournament • Paducah, Ky.

5/24	Samford (N)	W, 5-1
5/25	Jacksonville State (N)	W, 2-1
5/26	Jacksonville State (N)	W, 3-2

NCAA Nashville Regional • Nashville, Tenn.

6/1	Vanderbilt (A)	[11] L, 1-2
6/2	Memphis (N)	W, 18-7
6/3	Vanderbilt (A)	L, 5-11

2008

27-29, 14-12 OVC (3rd)
Coach: Gary McClure

2/23	Valparaiso (H)	L, 6-15
2/23	Valparaiso (H)	W, 12-4
2/24	Valparaiso (H)	L, 5-11
Austin Peay Invitational • Clarksville, Tenn.		
2/29	Valparaiso (H)	W, 5-4
3/1	Indiana (H)	L, 1-9
3/2	Illinois State (H)	W, 9-6
3/5	East Tennessee (A)	W, 6-5
3/5	East Tennessee (A)	W, 9-7
3/10	Bradley (H)	L, 4-5
3/10	Dayton (H)	L, 4-12
3/11	Lipscomb (H)	W, 8-6
3/12	Belmont (A)	W, 5-3
3/14	Milwaukee (H)	L, 7-12
3/15	Milwaukee (H)	L, 5-10
3/16	Milwaukee (H)	W, 6-4
3/21	• Eastern Kentucky (A)	L, 1-2
3/21	• Eastern Kentucky (A)	W, 7-5
3/22	• Eastern Kentucky (A)	L, 3-7
3/25	Memphis (A)	W, 4-2
3/26	Western Kentucky (A)	W, 9-3
3/29	• Jacksonville State (H)	L, 6-7
3/30	• Jacksonville State (H)	L, 7-19
3/30	• Jacksonville State (H)	W, 4-1
4/1	Mississippi State (A)	L, 4-13
4/2	Mississippi State (A)	L, 2-10
4/5	• Morehead State (H)	W, 26-4
4/5	• Morehead State (H)	W, 4-3
4/6	• Morehead State (H)	W, 8-2
4/8	Tennessee (A)	L, 13-16
4/9	Vanderbilt (A)	L, 1-8
4/12	• Samford (A)	L, 3-5
4/12	• Samford (A)	L, 1-6
4/13	• Samford (A)	L, 5-7
4/15	Belmont (H)	W, 10-7
4/16	Middle Tennessee (A)	L, 9-11
4/19	• Tennessee Tech (H)	W, 10-5
4/19	• Tennessee Tech (H)	L, 3-7
4/20	• Tennessee Tech (H)	W, 7-3
4/22	Vanderbilt (H)	L, 8-9
4/23	Evansville (A)	W, 5-2
4/26	• Southeast Missouri (A)	W, 6-5
4/26	• Southeast Missouri (A)	W, 7-6
4/27	• Southeast Missouri (A)	L, 9-10
5/3	• Tennessee-Martin (H)	W, 13-3
5/4	• Tennessee-Martin (H)	L, 2-4
5/4	• Tennessee-Martin (H)	W, 12-3
5/5	Middle Tennessee (H)	L, 10-18
5/7	Evansville (H)	W, 10-4
5/10	• Eastern Illinois (A)	L, 3-4
5/10	• Eastern Illinois (A)	W, 8-4
5/13	Lipscomb (A)	L, 2-7
5/16	• Murray State (H)	W, 4-2
5/16	• Murray State (H)	W, 3-2
5/17	• Murray State (H)	L, 4-11

OVC Tournament • Paducah, Ky.

5/21	Southeast Missouri (N)	L, 2-5
5/22	Tennessee Tech (N)	L, 4-5

2009

22-30, 7-12 OVC (9th)
Coach: Gary McClure

2/20	Lamar (A)	L, 0-1
2/21	Lamar (A)	L, 1-4
2/21	Lamar (A)	L, 2-16
2/22	Lamar (A)	L, 10-13
2/24	Tennessee (A)	W, 5-3
2/27	Cleveland State (H)	W, 6-0
3/1	Ball State (H)	L, 4-10
3/4	Indiana State (H)	W, 12-4
3/6	Iowa (H)	L, 9-15
3/7	Iowa (H)	W, 10-4
3/8	Iowa (H)	W, 20-9
3/10	Mississippi (A)	L, 7-8
3/11	Mississippi (A)	L, 0-3
3/13	Milwaukee (H)	W, 10-8
3/14	Milwaukee (H)	W, 7-4
3/14	Milwaukee (H)	L, 2-3
3/15	Milwaukee (H)	W, 5-1
3/19	Iowa (H)	L, 3-10
3/21	• Eastern Kentucky (H)	W, 2-1
3/21	• Eastern Kentucky (H)	L, 7-10
3/22	• Eastern Kentucky (H)	L, 6-11
3/24	Vanderbilt (A)	L, 5-10


3/25	Evansville (H)	L, 7-8
3/28	• Jacksonville State (A)	L, 5-6
3/28	• Jacksonville State (A)	L, 0-4
3/29	• Jacksonville State (A)	W, 10-9
4/1	Middle Tennessee (H)	L, 8-18
4/3	SIU Edwardsville (H)	W, 7-5
4/4	SIU Edwardsville (H)	W, 15-5
4/5	SIU Edwardsville (H)	[11] W, 8-7
4/7	Lipscomb (H)	W, 6-4
4/8	Evansville (A)	L, 5-9
4/11	• Morehead State (A)	L, 1-3
4/11	• Morehead State (A)	L, 1-3
4/14	Western Kentucky (H)	W, 7-4
4/15	Memphis (A)	[13] L, 4-5
4/18	• Tennessee Tech (H)	W, 6-2
4/18	• Tennessee Tech (H)	L, 3-4
4/21	Vanderbilt (H)	W, 9-8
4/22	Belmont (A)	L, 1-7
4/25	• Southeast Missouri (H)	L, 9-12
4/25	• Southeast Missouri (H)	W, 9-5
4/26	• Southeast Missouri (H)	L, 3-13
4/28	Western Kentucky (A)	L, 4-14
4/29	Middle Tennessee (A)	L, 13-18
5/2	• Tennessee Martin (A)	W, 6-3
5/2	• Tennessee Martin (A)	W, 8-6
5/3	• Tennessee Martin (A)	L, 1-6
5/12	Lipscomb (A)	W, 9-6
5/15	• Murray State (A)	L, 2-4
5/15	• Murray State (A)	W, 7-5
5/16	• Murray State (A)	L, 2-3

GOVERNORS BASEBALL

2009 GOVERNORS IN THE PROS

A.J. Ellis


Height: 6-2 • Weight: 225
 Position: C • Bats/Throws: R/R
 Hometown: Lexington, Ky.
 At Austin Peay: 2000-03
 Major League Debut: Sept. 15, 2008



Year	Team	Avg	GP	AB	R	H	2B	3B	HR	RBI	BB	SO	SB-A
2008	LAD	.000	4	3	1	0	0	0	0	0	0	2	0-0
2009	LAD	.100	8	10	0	1	0	0	0	1	0	1	0-0
2-year Totals		.077	12	13	1	1	0	0	0	1	0	3	0-0

Shawn Kelley


Height: 6-2 • Weight: 215
 Position: RHP • Bats/Throws: R/R
 Hometown: Louisville, Ky.
 At Austin Peay: 2003-07
 Major League Debut: April 10, 2009



Year	TEAM	ERA	W-L	G-S	CG	SHO	SV	IP	H	R	ER	BB	SO
2009	SEA	4.50	5-4	41-0	0	0	0	46.0	45	23	23	9	41

George Sherrill

Height: 6-0 • Weight: 230
 Position: LHP • Bats/Throws: L/L
 Hometown: Memphis, Tenn.
 At Austin Peay:
 Major League Debut: July 16, 2004



Year	TEAM	ERA	W-L	G-S	CG	SHO	SV	IP	H	R	ER	BB	SO
2004	SEA	3.80	2-1	21-0	0	0	0	23.2	24	12	10	9	16
2005	SEA	5.21	4-3	29-0	0	0	0	19.0	13	12	11	7	24
2006	SEA	4.28	2-4	72-0	0	0	1	40.0	30	19	19	27	42
2007	SEA	2.36	2-0	73-0	0	0	3	45.2	28	12	12	17	56
2008	BAL	4.73	3-5	57-0	0	0	31	53.1	47	28	28	33	58
2008	BAL/LAD	1.70	1-1	72-0	0	0	21	69.0	53	13	13	24	61
6-Year Totals		3.34	14-14	324-0	0	0	56	250.2	195	96	93	117	257

Jimmy Stewart

Height: 6-0 • Weight: 165
 Position: OF/2B • Bats/Throws: S/R
 Hometown: Lafayette, Ala.
 At Austin Peay: 1958-61
 Major League Debut: Sept. 3, 1963



Year	Team	Avg	GP	AB	R	H	2B	3B	HR	RBI	BB	SO	SB-A
1963	CHC	.297	13	37	1	11	2	0	0	1	1	7	1-2
1964	CHC	.253	132	415	59	105	17	0	3	33	49	61	10-18
1965	CHC	.223	116	282	26	63	9	4	0	19	30	53	13-16
1966	CHC	.178	57	90	4	16	4	1	0	4	7	12	1-2
1967	CHC	.167	6	6	1	1	0	0	0	1	0	0	0-0
1967	CHW	.167	24	18	5	3	0	0	0	1	1	6	1-0
1969	CIN	.253	119	221	26	56	3	4	4	24	19	33	4-6
1970	CIN	.267	101	105	15	28	3	1	1	8	8	13	5-8
1971	CIN	.232	80	82	7	19	2	2	0	9	9	12	3-4
1972	HOU	.219	68	96	14	21	5	2	0	9	6	9	0-1
1973	HOU	.191	61	68	6	13	0	0	0	3	9	12	0-0
10-year Totals		.237	777	1420	164	336	45	14	8	112	139	218	38-58


Greg Tubbs

Height: 5-9 • Weight: 195
 Position: OF • Bats/Throws: R/R
 Hometown: Smithville, Tenn.
 At Austin Peay: 1981-82, 1984
 Major League Debut: Oct. 3, 1993


Year	Team	Avg	GP	AB	R	H	2B	3B	HR	RBI	BB	SO	SB-A
1993	CIN	.186	35	59	10	11	0	0	1	2	14	10	3-4

Jamie "Cat" Walker

Height: 6-3 • Weight: 212
 Position: RHP • Bats/Throws: R/R
 Hometown: Johnson City, Tenn.
 At Austin Peay: 1990-92
 Major League Debut: April 2, 1997



Year	TEAM	ERA	W-L	G-S	CG	SHO	SV	IP	H	R	ER	BB	SO
1997	KAN	5.44	3-3	50-0	0	0	0	43.0	46	28	26	20	24
1998	KAN	9.87	0-1	6-2	0	0	0	17.1	30	20	19	3	15
2002	DET	3.71	1-1	57-0	0	0	1	43.2	32	19	18	9	40
2003	DET	3.32	4-3	78-0	0	0	3	65.0	61	30	24	17	45
2004	DET	3.20	3-4	70-0	0	0	1	64.2	69	28	23	12	53
2005	DET	3.70	4-3	66-0	0	0	0	48.2	49	22	20	13	30
2006	DET	2.81	0-1	56-0	0	0	0	48.0	47	15	15	8	37
2007	BAL	3.23	3-2	81-0	0	0	7	61.1	57	25	22	17	41
2008	BAL	6.87	1-3	59-0	0	0	0	38.0	53	31	29	11	24
2009	BAL	5.11	0-0	22-0	0	0	0	12.1	19	8	7	0	9
10-Year Totals		4.13	19-21	545-2	0	0	12	442.0	463	226	203	110	318



Shawn Kelley, a 2007 graduate, became the latest former Governors player to reach the major leagues, debuting with the Seattle Mariners, April 10, 2009.

Ben VanHouten/VanHouten Photography, Inc.

Rowdy Hardy

Major League Organization: Kansas City Royals

Team (Class)	ERA	W-L	G-S	CG	SHO	SV	IP	H	R	ER	BB	SO
Wilmington (A)	1.88	3-1	12-6	0	0	0	48.0	52	14	10	9	29
N.W. Ark. (AA)	3.43	4-4	11-10	0	0	0	60.1	59	28	23	20	39

Matt Reynolds

Major League Organization: Colorado Rockies

Team (Class)	ERA	W-L	G-S	CG	SHO	SV	IP	H	R	ER	BB	SO
Modesto (A+)	1.29	5-3	39-0	0	0	3	49.0	32	8	7	8	58
Tulsa (AA)	4.21	1-2	21-0	0	0	1	25.2	23	12	12	9	29

Daniel Tenholder

Major League Organization: San Francisco Giants

Team (Class)	ERA	W-L	G-S	CG	SHO	SV	IP	H	R	ER	BB	SO
Athletics (R)	5.26	0-2	19-0	0	0	1	25.2	31	17	15	10	26

Ben Wilshire

Major League Organization: San Francisco Giants

Team (Class)	ERA	W-L	G-S	CG	SHO	SV	IP	H	R	ER	BB	SO
Giants (R)	2.13	2-0	0	0	0	2	25.1	15	6	6	9	25

Former Minor Leaguers (28)

Player, Position	Seasons	Organization(s)	High Level
Chuck Abbott, SS	1996-01	CAL, CLE	AAA
Travis Beech, IF	2003	TB	Rookie
Ryan Bennett, C	1996-01	NYM	AAA
Kent Brown, OF	1997	ATL	Rookie
Thomas Coates, OF	1991-97	ATL	Adv.-A
Rich Elias, P	1996-98	Independent	—
Tyler Farrar, IF/OF	2008-09	Independent	—
Troy Hayes, 3B	1996-97	Independent	—
Rafael Hill, OF	2008	TEX	Rookie
Ryan Kane, OF	2006-07	Independent	—
Frank Kunich, OF/P	2002	SEA	A
Jake Lane, 1B	2008	KC	Rookie
Bryan Link, 1B/OF	1993-94	BAL	A
Brock Maiser	1996	Independent	—
Nate Manning, 1B	1996-00	CHC, MIN	AA
Jeff Maut, RHP	2004-06	SEA	Adv.-A
Tim Minik, RHP	1991-92	TEX, OAK	Adv.-A
Tony O'Donnell, LHP	2002-04	CIN	Rookie
Patrick O'Sullivan	1999-09	NYM, BAL	AAA
Scott Quade, IF	1993	MON	SS-A
Jason Rice	1994	Independent	—
Wesley Sims, IF	1993-96	TEX	AA
Aaron Sledd, 1B/OF	2000-01	CIN, CHC	Adv.-A
Dustin Smith, RHP	2003	DET	A
Greg Smock, LHP	1991-94	OAK, DET	Adv.-A
Jimmy Waggoner	1993-95	OAK	AA
Mike Weel, LHP	2003	Independent	—
Cody Youngblood, OF	2006	Independent	—

Drafted Players (26)

Year	Rd	Ovl	Player Name	Drafted By
2009	19	573	Daniel Tenholder	Oakland Athletics
2008	47	1407	Rafael Hill	Texas Rangers
2007	13	405	Shawn Kelley	Seattle Mariners
	20	612	Matt Reynolds	Colorado Rockies
	32	965	Jake Lane	Kansas City Royals
	40	1201	Ben Wilshire	San Francisco Giants
2003	18	541	A.J. Ellis	Los Angeles Dodgers
	42	1237	Travis Beech	Tampa Bay Devil Rays
1999	34	1036	Patrick O'Sullivan	New York Mets
1996	2	55	Chuck Abbott	California Angels
	9	262	Nate Manning	Chicago Cubs
1993	19	535	Wesley Sims	Texas Rangers
	32	903	Bryan Link	Baltimore Orioles
	34	958	Scott Quade	Montreal Expos
1992	10	265	Jamie Walker	Houston Astros
1991	28	750	Greg Smock	Oakland Athletics
	41	1062	Thomas Coates	Atlanta Braves
	46	1204	Tim Minik	Texas Rangers
1989	34	881	Ricky Strickland	New York Yankees
	44	1146	James Waggoner	Oakland Athletics
1987	40	1001	Joe Stewart	Pittsburgh Pirates
1984	22	565	Greg Tubbs	Atlanta Braves
1982	18	445	Keith Gilliam	Toronto Blue Jays
1981	17	422	Keith Gilliam	St. Louis Cardinals
1974	2	28	Robert Keller	Philadelphia Phillies
1972	2	33	Tim Burns	California Angels


This is a listing of APSU players drafted directly out of college.

Free-Agent Signees (12)

Year	Player Name	Organization
2006	Lenny "Rowdy" Hardy	Kansas City Royals
2003	Dustin Smith	Detroit Tigers
1999	George Sherrill	Independent Pro League
1998	Aaron Sledd	Cincinnati Reds
1997	Kent Brown	San Diego Padres
1996	Brock Maiser	Independent Pro League
1996	Rich Elias	Independent Pro League
1996	Mike Eikenberry	Philadelphia Phillies
1996	Ryan Bennett	New York Mets
1995	Troy Hayes	Independent Pro League
1992	Randy McDermott	New York Yankees
1990	Bill Kooiman	Atlanta Braves

This is a listing of APSU players who signed free agent contacts since 1990.

GOVERNORS BASEBALL



Governors Park officially became Raymond C. Hand Park, March 27, 1993, in a special dedication ceremony. The park was renamed in honor of the late Clarksville business and civic leader, Raymond C. Hand, known as a great baseball enthusiast.

His son, Charles Hand, owner of Ideal Distributing, Co., donated \$25,000 to kick off the baseball field light campaign in 1993 and initiate night-time Governors baseball. The park renovations didn't stop with the lighting project. Again with Charles Hand's lead (another \$25,000 donation), the previous concrete structure used for seating was replaced by state-of-the-art seating—chairbacks as well as bleachers—increasing the total capacity to more than 1,000.

Raymond C. Hand Park also served as the former home of the Clarksville Coyotes, a now defunct Class A independent minor league team. A spirit of cooperation between tenants Austin Peay and the Coyotes led to a myriad of stadium improvements – new ticket booths, souvenir stand, concession stand and restrooms. As a result, Raymond C. Park has become one of the region's finest baseball facilities. It provides Governors fans, young and old, an opportunity to watch highly competitive Division I baseball in a comfortable atmosphere. Raymond C. Hand Park hosted the Ohio Valley Conference baseball tournament in 1994.

Other recent improvements to Raymond C. Hand Park include an in-ground irrigation system, new fencing along each sideline

and, completed during the winter of 2001, the addition of brick facing to the backstop and entryway to the park. Prior to the 2008 season the Gobs replaced their outfield wall with a metal wall that included an expanded center field section that serves as a "Batter's Eye."

Austin Peay's baseball team has been in its current location since the 1970 season. Prior to that season, the Governors called many campus locations home including the current intramural fields located south of the Dunn Center.

DIRECTIONS

From I-24: Proceed to exit 4. If you are headed west on I-24 make a left at the light onto Wilma Rudolph Blvd. If you are headed east on I-24 make a right at the interchange onto Wilma Rudolph Blvd. Drive approximately six miles (street name will change to College Street) until you reach the Eighth Street intersection. Make a right turn at the light and proceed to the first stop sign on Eighth Street. At the stop sign make a left turn onto Marion Street. Continue on Marion past the football stadium to the third stop sign. At that stop sign make a right onto Drane Street, the entrance to Raymond C. Hand Park is on the left, parking is on the right.

YEAR-BY-YEAR RCHP RECORDS

1970 10-10	1981 15-3	1992 16-10	2003 18-15
1971 27-6	1982 10-12	1993 19-7	2004 23-9
1972 11-7	1983 3-10	1994 19-16	2005 20-5
1973 11-7	1984 7-9	1995 16-15	2006 22-12
1974 16-13	1985 11-10	1996 30-9	2007 19-11
1975 14-5	1986 8-16-2	1997 15-9	2008 17-14
1976 16-5	1987 7-15	1998 12-18	2009 16-11
1977 14-8	1988 13-13	1999 12-14	
1978 6-9	1989 10-12	2000 20-13	
1979 8-7	1990 20-14	2001 14-17	
1980 6-5	1991 6-15	2002 21-7	

RCHP QUICK FACTS

Playing Surface.....	Natural Grass
Outfield Fence	8' high w/ 12' high "batters eye" (metal)
Dimensions (L-R)	319 373 392 365 327
Gobs Record at RCHP.....	576-422-2 (.576)
First Game at Governors Park.....	March 23, 1970
Dedicated as Raymond C. Hand Park.....	March 27, 1993
Seating Capacity	777 permanent seats

