

APPSTATESPORTS.COM
App State or app-uh-LATCH-in State

X @APPSTATESPORTS
X @APPSTATE_FB

f @APPSTATESPORTS
f @APPSTATEFOOTBALL

ig @APPSTATESPORTS
ig @APPSTATE_FB

#GOAPP
#BEATOSU

2016, 2017, 2018, 2019 SUN BELT CHAMPS | 2015, 2016 CAMELLIA BOWL CHAMPS | 2017 DOLLAR GENERAL BOWL CHAMPS | 2018, 2019 NEW ORLEANS BOWL CHAMPS
2020 MYRTLE BEACH BOWL CHAMPS | 2023 CURE BOWL CHAMPS | 2005, 2006, 2007 NATIONAL CHAMPS | 12-TIME SOCON CHAMPS | 6-TIME NORTH STATE CHAMPS



David Jackson, Play-By-Play
Avery Hall, Analyst



Adam Witten, Play-By-Play
Brandon Turner, Analyst
Matt Present, Sideline

Radio affiliates: FLAGSHIP 97.3 FM (North Wilkesboro), 730 AM/97.5 FM (Charlotte), 950 AM/92.7 FM (Greensboro), 980 AM/96.7 FM (Winston-Salem), 790 AM/93.7 FM (Johnson City), 1450 AM/107.7 FM (Hendersonville)

Listen online at appstatesports.com or on the **SiriusXM app**



App State
MOUNTAINEERS
(2-2)

Coach: Dowell Loggains
Career: 2-2/1st year

GAME 5

Date: Saturday, Oct. 4, 2025

Time: 3:30 p.m.

Location: Boone, N.C.

Venue: Kidd Brewer Stadium (30,000)

Elevation: 3,333 feet

Series: First meeting

2025: 1st game in Boone

2032: Sept. 25 in Corvallis, Ore.



Oregon State
BEAVERS
(0-5)

Coach: Trent Bray
Career: 5-12/2nd year

APP STATE COACHING STAFF

On the sideline:

Dowell Loggains, Head coach
Clyde Christensen, Associate HC
DJ Smith, DC/LBs
Jeff Crosby, SPT Coordinator
Curtis Fuller, Def PG Coord./DBs
Aashon Larkins, RBs
Anthony Shakir, Edges

Keith Jones Jr., DL
Allen Mogridge, OL
Riley Watkins, QBs/WRs
In the booth:
Ryan Yurachek, TE
Kevin Higgins, Chief of Staff/PG Spec.
Bob Sanders, Sr. Def. Assistant
Mark Speir, Offensive Assistant

TOP STORYLINES

- A week after traveling to Boise State to play nearly 1,900 "air" miles from home, App State is back in Boone to host Oregon State, which will be playing more than 2,200 "air" miles from its Corvallis, Ore., campus. It will be the farthest any team has traveled to play in Kidd Brewer Stadium.
- Idaho, a former Sun Belt member that lost league games at The Rock in 2014 and 2016, and Eastern Washington, which lost a 38-35 playoff quarterfinal in Boone during App State's 2007 run to an FCS title, had made the longest trips to Boone, depending on how mileage was measured.

Opponent	Campus	Years in Boone	Air Miles	Road Miles	Road Hrs	App W-L
Oregon State	Corvallis, Ore.	2025	2,236	2,667	41	—
Eastern Washington*	Cheney, Wash.	2007	1,982	2,464	36	1-0
Idaho^	Moscow, Idaho	2014, 2016	1,947	2,500	37	2-0
Montana	Missoula, Mont.	2012	1,809	2,214	33	1-0
Northern Arizona*	Flagstaff, Ariz.	2007	1,675	1,877	27	1-0
Montana State*	Bozeman, Mont.	2006	1,653	1,995	30	1-0
New Mexico State^	Las Cruces, N.M.	2017	1,453	1,680	25	1-0
Wyoming	Laramie, Wyo.	2015	1,330	1,540	23.5	1-0

* FCS playoff game ^ Sun Belt Conference game

- The App State family mourns the passing of **Shawn Clark**, who played for the Mountaineers as an offensive lineman from 1994-98 and coached in Boone from 2016-24, serving as the head coach from the 2019 bowl game through 2024. Clark wore No. 61 during his collegiate playing career, and the Mountaineers wore helmet stickers with the No. 61 during the Sept. 27 game at Boise State.
- The Mountaineers have sold out of season tickets for four straight years, and the 2005 home opener vs. Lindenwood was the 12th straight single-game sellout at The Rock, which has been named a top 25 stadium in all of college football by ESPN. The top four single-season average home attendance marks in App State and Sun Belt Conference history have been those reached by Mountaineer fans at The Rock in 2021, 2022, 2023 and 2024.
- Eighteen of the top 21 crowds in stadium history have occurred since the start of 2022, and all 19 home crowds in that stretch have topped 30,000, including 34,921 for the 2025 home opener.
- RB **Rashod Dubinion** has rushed for at least 95 yards in every game and ranks 4th nationally with 128.3 rushing yards per game. He's rushed for 111, 194, 95 and 113 yards after having two 100-yard games (both 112 yards) and three games of at least 95 yards at Arkansas from 2022-24.

Rank, Name, School	YPG	Carries/Yds	Rank, Name, School	YPG	Carries/Yds
1. Robert Henry Jr., UTSA	156.0	68/624	3. Justice Haynes, Michigan	134.3	66/534
2. Ahmad Hardy, Missouri	146.0	103/730	4. Rashod Dubinion, App State	128.3	88/513

- App State currently leads the Sun Belt in rushing defense (84.3 yards allowed per game, 13th nationally) and tackles for loss (9.25 per game, tied with Oklahoma for No. 3 nationally behind Pittsburgh's 10.0 and Indiana's 9.8). DL **Thomas Davis** has a team-leading 4.5 TFLs this season.
- Head coach **Dowell Loggains'** staff has a combined 93 years of NFL experience, including 16 from Loggains, 27 from associate head coach **Clyde Christensen** and 18 from senior defensive assistant **Bob Sanders**. A two-time Super Bowl champ, Christensen has coached the likes of **Tom Brady**, **Peyton Manning**, **Andrew Luck**, **Marvin Harrison**, **Jameis Winston** and **Drake Maye**, with Manning and Brady ending the 2006 and 2020 seasons as Super Bowl MVPs.

	vs. Charlotte Charlotte, N.C. (BoFA)	Friday, Aug. 29 W, 34-11 ESPNU
	LINDENWOOD BOONE, N.C.	Saturday, Sept. 6 W, 20-13 ESPN+
	at Southern Miss* Hattiesburg, Miss.	Saturday, Sept. 13 L, 38-22 ESPN+
	at Boise State Boise, Idaho	Saturday, Sept. 27 L, 47-14 FS1
	OREGON STATE BOONE, N.C.	Saturday, Oct. 4 3:30 p.m. ESPN+
	at Georgia State* Atlanta, Ga.	Saturday, Oct. 11 3:30 p.m. ESPN+
	COASTAL CAROLINA* BOONE, N.C.	Saturday, Oct. 18 TBD TBD
	at Old Dominion* Norfolk, Va.	Saturday, Oct. 25 TBD TBD
	GEORGIA SOUTHERN* BOONE, N.C.	Thursday, Nov. 6 7:30 p.m. ESPN/2
	at James Madison* Harrisonburg, Va.	Saturday, Nov. 15 TBD TBD
	MARSHALL* BOONE, N.C.	Saturday, Nov. 22 TBD TBD
	ARKANSAS STATE* BOONE, N.C.	Saturday, Nov. 29 TBD TBD

STRATEGIC COMMUNICATIONS



JOEY JONES
Sr. Associate Athletics Director
Primary Football Contact
Email: jonesj7@appstate.edu
Cell phone: 828-964-7183



BRET STRELOW
Assistant A.D. for Strat. Comm.
Secondary Football Contact
Email: strelowb@appstate.edu
Cell phone: 828-963-3069

KATHERINE JAMTGAARD
Email: jamtgaardka@appstate.edu

JACOB PLECKER
Email: pleckerjw@appstate.edu

MATT PRESENT
Email: presentm@appstate.edu

LAYNE MCNARY
Email: mcnarylc@appstate.edu

Mailing Address
App State Strategic Communications
425 Jack Branch Drive
Boone, NC 28608

APP STATE MEDIA SCHEDULE — STANDARD WEEK

SUNDAY	MONDAY	TUESDAY	WEDNESDAY	THURSDAY	FRIDAY
• No interviews	• Sun Belt teleconference for Coach Loggains at 11:30 a.m. • Morning press conference with Coach Loggains at 11:45 a.m.	• Practice open (Select interviews after practice)	• Practice open (Select interviews after practice) • Mountaineer Talk (No interviews afterward)	• Practice closed (No interviews)	• Practice closed (No interviews)

WHEN REFERENCING APP STATE, PLEASE USE:

- App State (preferred over Appalachian State)
- Appalachian State University
- Mountaineers
- Pronunciation: app-uh-LATCH-in

PLEASE DO NOT USE:

- ASU
- Appy State
- Appy
- AppState
- App. State
- Pronunciation: app-uh-LAY-chin

APP STATE OFFICIAL MARKS



Primary (Block A)



Secondary (Victory Yosef)



MEDIA POLICIES/INFORMATION

During a standard week with a Saturday game, App State will have Monday, Tuesday and Wednesday media availabilities.

Head coach Dowell Loggains' appearances on the weekly Sun Belt coaches Zoom sessions are Mondays from 11:30 a.m. ET until approximately 11:37 a.m.

After his appearance on the Sun Belt Zoom session, Loggains will be available for an interview with in-person media members. Media members interested in participating should contact Joey or Bret by the end of the day Sunday to receive further information for that week's interviews.

During standard weeks, Tuesday and Wednesday practices will be open to approved media members.

If you plan to attend one or both open practices, communicate those plans and submit specific interview requests to Joey or Bret by 9 a.m. on Tuesday (for Tuesday's practice) and 9 a.m. on Wednesday (for Wednesday's practice). If you have more than one person from your organization planning to attend, the name of each attendee needs to be shared in advance.

Practices are closed to the public.

Media attending practice are forbidden from reporting (e.g. tweeting, blogging, etc.) on anything until after the post-practice interviews have been conducted. This includes media who leave practice early.

No videos or photos can be taken during practice without prior permission from the App State strategic communications office.

WEEKLY SUN BELT ZOOM SESSIONS

- 11:30 a.m. – Dowell Loggains, App State
- 11:37 a.m. – Tim Beck, Coastal Carolina
- 11:44 a.m. – Bryant Vincent, ULM
- 11:51 a.m. – Bob Chesney, James Madison
- 11:58 a.m. – Dell McGee, Georgia State
- 12:05 p.m. – GJ Kinne, Texas State
- 12:12 p.m. – Clay Helton, Georgia Southern
- 12:19 p.m. – Michael Desormeaux, Louisiana
- 12:26 p.m. – Gerad Parker, Troy
- 12:33 p.m. – Tony Gibson, Marshall
- 12:40 p.m. – Butch Jones, Arkansas State
- 12:47 p.m. – Ricky Rahne, Old Dominion
- 12:54 p.m. – Charles Huff, Southern Miss
- 1:01 p.m. – Major Applewhite, South Alabama

• To participate, contact Joey Jones or Bret Strelow for information on how to access the Zoom link.

HOME GAME CREDENTIALS/MEDIA

Requests will be made on a game-by-game basis and can be accessed by filling out the form at appstatesports.com/2025FBCredentials.

App State Strategic Communications reserves the right to deny any request for a credential. The number of requests, coupled with the amount of press box and sideline space available to media members, will factor into credential approvals for each game.

Parking is not guaranteed with a credential, but App State Strategic Communications will do its best to provide at least one game day parking spot for each credentialed media outlet.

Head coach Dowell Loggains and select players will be made available for a postgame press conference on the third floor of the north end zone facility. Media members can attend by entering the front/streetside entrance of the north end zone facility and taking the elevator to the team room on the third floor.

On game days, please communicate with the visiting team's communications staff on the second row of the press box for info on their interview procedures.

FBS RANKINGS OF NOTE				
Team	Category	Avg	FBS	SBC
Tackles for Loss		9.3	3rd	1st
Rushing Defense		84.3	13th	1st
Individual	Category	Avg	FBS	SBC
R. Dubinion	Rushing	128.3	4th	1st
K. A-Verwayne	Forced fumbles	0.5	5th	1st
MOST WINS SINCE 2014 (FBS DEBUT)				
1.	Alabama	138-19 (.880)		
2.	Ohio State	133-17 (.887)		
3.	Clemson	130-27 (.828)		
4.	Georgia	128-26 (.831)		
5.	Oklahoma	112-36 (.757)		
6.	Notre Dame	111-37 (.750)		
7.	Boise State	109-37 (.747)		
8.	Oregon	108-39 (.735)		
9.	Michigan	105-38 (.734)		
T10.	Penn State	104-43 (.708)		
T10	Memphis	104-43 (.708)		
11.	LSU	103-43 (.706)		
12.	App State	102-43 (.703)		
MOST WINS SINCE 2014 (G6)				
1.	Boise State	109-37 (.747)		
2.	Memphis	103-43 (.708)		
3.	App State	102-43 (.703)		
MOST WINS SINCE 2015 (FULL FBS)				
1.	Alabama	127-17 (.882)		
2.	Clemson	120-24 (.833)		
3.	Ohio State	119-16 (.882)		
4.	Georgia	118-23 (.837)		
5.	Oklahoma	104-31 (.770)		
6.	Notre Dame	103-32 (.763)		
7.	Michigan	100-31 (.763)		
T8.	Boise State	97-35 (.735)		
T8.	Penn State	97-37 (.724)		
T10.	Oregon	95-37 (.720)		
T10.	App State	95-38 (.714)		
T10.	LSU	95-38 (.714)		
MOST WINS SINCE 2015 (G6)				
1.	Boise State	97-35 (.735)		
2.	App State	95-38 (.714)		
3.	Memphis	94-40 (.702)		
BEST LEAGUE WIN% (FBS SINCE 2014)				
1.	Ohio State (Big Ten)	91-9 (.910)		
2.	Alabama (SEC)	88-12 (.880)		
3.	Clemson (ACC)	85-14 (.859)		
4.	Boise State (MWC)	77-16 (.828)		
5.	Georgia (SEC)	78-22 (.780)		
6.	Oklahoma (Big 12/SEC)	76-26 (.745)		
7.	Michigan (Big Ten)	72-26 (.735)		
8.	App State (Sun Belt)	68-25 (.731)		
9.	Army (now AAC)	16-6 (.727)		
BEST HOME WIN % (FBS SINCE 2014)				
1.	Alabama	74-3 (.961)		
2.	Ohio State	72-6 (.923)		
3.	Clemson	71-7 (.910)		
4.	Georgia	64-7 (.901)		
5.	Oregon	64-9 (.877)		
6.	Oklahoma	61-10 (.859)		
7.	Memphis	65-12 (.844)		
8.	App State	58-11 (.841)		

STORYLINES (CONTINUED)

- The Mountaineers' roster has 56 newcomers, including 37 transfers, and five fifth-year players who were App State true freshmen in 2021: LB **Kyle Arnholt**, DB **Jordan Favors**, TE **David Larkins**, OT **Jayden Ramsey** and WR **Dalton Stroman**. Four of those players have started multiple games this season.
- Of App State's 56 newcomers, eight of 11 offensive starters and five of 11 defensive starters in the opener vs. Charlotte were newcomers via the transfer portal, with special teams including a transfer punter and two true freshmen (at kicker and long snapper).
- Those 16 newcomer "starts" were among the 36 players who made their App State debuts in the opener: 27 transfers, six true freshmen, two redshirt freshmen and one redshirt sophomore.
- Last Saturday was the one-year anniversary of Hurricane Helene's devastating arrival in western North Carolina. It was the deadliest hurricane to hit the U.S. mainland since Katrina in 2005. The Mountaineers went 3-0 last year in their post-storm return to Kidd Brewer Stadium and won their 2025 home opener against Lindenwood.
- App State has won eight of its last nine home games, winning its final three home games of the 2023 season before going 4-1 at home last season and winning its 2025 home opener. The Mountaineers have a 13-game home winning streak on Saturdays, dating back to a 2022 loss to James Madison.
- After starting his career at Vanderbilt and spending last season at LSU, **AJ Swann** set a record for passing yards in his App State debut by completing 31 of 46 passes for 368 yards, three TDs and no INTs vs. Charlotte. He added two more TDs and 294 yards in the win vs. Lindenwood, then threw for 217 yards before leaving the Southern Miss game with a second-quarter injury. With **JJ Kohl** sidelined, true freshman **Noah Gillon** and senior **Billy Wiles** also saw time at quarterback in relief of Swann at Southern Miss and at Boise State.
- Before quiet games at Boise State, where they combined for one catch (**Dalton Stroman's** 7-yard TD), Stroman and **Jaden Barnes** ranked among the FBS receiving leaders for an offense that was averaging 357.7 passing yards per game. Barnes was averaging 8.0 catches (T-No. 4 FBS) and 112.3 yards (No. 5 FBS) per game, while Stroman was averaging 98.3 yards (No. 12 FBS).
- RB **Rashod Dubinion** rushed for 194 yards vs. Lindenwood, posting App State's best individual total since **Camerun Peoples** set a school record with 317 yards in the 2020 Myrtle Beach Bowl.
- App State alum and first-year defensive coordinator **DJ Smith's** group forced two turnovers, limited Charlotte to three points through three quarters and held the 49ers to 218 total yards, including 76 rushing yards on 29 attempts.
- App State's defense held FCS foe Lindenwood to 216 total yards, including minus-1 rushing yard, thanks to constant pressure. The Mountaineers posted eight sacks in a game for the first time since 1997, contributing to a whopping 16 TFLs in the home opener.

FUTURE SCHEDULES		WATCH LISTS/HONORS	
2026 Sept. 5 vs. MAINE Sept. 12 at East Carolina Sept. 19 vs. CHARLOTTE Sept. 26 at NC State		IN SEASON AWARDS 8/29: QB AJ Swann (Sun Belt Offensive Player of the Week, Manning Award Stars of the Week, Davey O'Brien Award Great 8 8/29: Kevin Abrams-Verwayne (PFF's All-G6 team) 8/29: DC DJ Smith (Sun Belt Coordinator of the Week from CBS Sports)	
2027 Sept. 4 vs. BOISE STATE Sept. 11 at South Carolina Sept. 18 at Charlotte		NATIONAL INDIVIDUAL AWARD WATCH LISTS East-West Shrine Bowl Jaden Barnes, WR, Thomas Davis, DL Jayden Ramsey, OL, Griffin Scroggs, OL	
2028 Sept. 2 vs. WESTERN CAROLINA Sept. 16 vs. CHARLOTTE Sept. 23 at Toledo Sept. 30 vs. NC STATE		Allstate AFCA Good Works Team (Service) + Allstate Wuerffel Trophy (Service & Leadership) Ethan Johnson, DB	
2029 Sept. 8 at South Carolina Sept. 15 at Charlotte		Campbell Trophy (Academic Heisman) Ethan Johnson, DB	
2030 Sept. 28 vs. TOLEDO TBA at Charlotte		PRESEASON ALL-SUN BELT Second Team Dalton Stroman, WR	
2031 Sept. 13 at Liberty			
2032 Sept. 25 at Oregon State			
2033 Sept. 3 vs. SOUTH CAROLINA			
2034 Sept. 2 at South Carolina			

WELCOME TO THE ROCK

ELEVATION 3,333 FT.



APP STATE RECORD AT KIDD BREWER STADIUM SINCE 2003: 124-23

Kidd Brewer Stadium stakes claim to being one of the toughest but also most picturesque college football venues in the nation.

After “The Rock” was voted the top Group of Five stadium in the country by CFB Campus Tour in 2023 and 2024, ESPN named Kidd Brewer Stadium one of the top 25 stadiums in all of college football.

In the 64th season in the venue, which opened as Conrad Stadium on Sept. 15, 1962, App State has a 278-81-5 all-time record at The Rock.

The top four single-season average home attendance marks in App State and Sun Belt Conference history have been those reached by Mountaineer fans at The Rock in 2021, 2022, 2023 and 2024.

App State set single-season school and Sun Belt records with an average home crowd of 34,734 in 2023, with the 2024 average of 34,623 falling just short.

With a \$50 million north end zone facility, removal of the track and installation of new turf, The Rock had a new look in 2021, as the end zone facility opened for fans before a 2020 game vs. Georgia State. Hall of Fame coach Jerry Moore was also honored before the 2021 opener with a plaza and statue in his name.

Kidd Brewer Stadium’s official seating capacity was 16,650 in 2007, but several expansion projects have almost doubled the capacity.



TOP 10 HOME CROWDS

	Atten.	Opponent	Result	Date
T1)	40,168	East Carolina	W, 43-28	Sept. 16, 2023
T1)	40,168	North Carolina	L, 63-61	Sept. 3, 2022
3)	36,752*	ECU (Thurs.)	W, 33-19	Sept. 2, 2021
4)	36,232	ETSU	W, 38-10	Aug. 31, 2024
5)	36,075	Gardner-Webb	W, 45-24	Sept. 2, 2023
6)	35,126	Wake Forest	L, 20-19	Sept. 23, 2017
7)	34,954	Old Dominion	W, 28-20	Nov. 2, 2024
8)	34,921	Lindenwood	W, 20-13	Sept. 6, 2025
9)	34,658	#25 Miami	L, 45-10	Sept. 17, 2016
10)	34,406	Troy (GameDay)	W, 32-28	Sept. 17, 2022

*Officially home game in Charlotte's Bank of America Stadium

KBS RECORDS SINCE 2003

Year	Won	Lost	Tied	Pct.	Year	Won	Lost	Tied	Pct.
2003	5	0	0	1.000	2015	5	1	0	.833
2004	6	0	0	1.000	2016	5	1	0	.833
2005	7	0	0	1.000	2017	5	1	0	.833
2006	9	0	0	1.000	2018	6	0	0	1.000
2007	8	1	0	.889	2019	6	1	0	.857
2008	7	1	0	.875	2020	5	1	0	.833
2009	6	1	0	.857	2021	6	0	0	1.000
2010	7	1	0	.875	2022	5	2	0	.714
2011	6	1	0	.857	2023	5	1	0	.833
2012	4	3	0	.571	2024	4	1	0	.750
2013	2	4	0	.333	2025	1	0	0	1.000
2014	4	2	0	.667					
					FBS	57	11	0	.838
					All-Time	278	81	5	.771

DOWELL LOGGAINS

A respected play-caller at both the NFL and college levels, Dowell Loggains was named the head coach of App State Football on Dec. 7, 2024.

Hired at the age of 44, Loggains (pronounced LOG-ins) became the 23rd head coach in program history. His five-year contract runs through the 2029 season.

Before serving as South Carolina's offensive coordinator and quarterbacks coach during the 2023 and 2024 seasons, Loggains was an assistant for two years at his alma mater, Arkansas, after spending 16 years in the NFL. That includes his time as an offensive coordinator or quarterbacks coach for the Tennessee Titans (2010-13), Cleveland Browns (2014), Chicago Bears (2015-17), Miami Dolphins (2018) and New York Jets (2019-20).

Loggains' offense during the 2024 season helped the Gamecocks reach the brink of the College Football Playoff with a 9-3 regular-season record that included wins over Oklahoma, Texas A&M, Missouri and Clemson. South Carolina had the third-best rushing offense in the SEC during the regular season at 188.9 yards per game while ranking top 50 in the country in scoring, yardage, rushing, first downs and completion percentage.

He developed redshirt freshman LaNorris Sellers into one of college football's most dangerous dual-threat quarterbacks. Under Loggains' watch, Sellers threw for 2,274 yards with 17 touchdowns while also rushing for 655 yards and seven scores against one of the country's toughest schedules. He ranked 20th nationally in passing efficiency, 14th in yards per attempt, 25th in yards per completion, 28th in total offense and 35th in completion percentage.

Loggains also found success utilizing Raheim "Rocket" Sanders, one of the SEC's best running backs, to form a dynamic rushing attack.

In his first season in Columbia, Loggains turned future NFL quarterback Spencer Rattler and a future NFL first-round draft pick, wide receiver Xavier Legette, into one of the most lethal pass-and-catch combinations in the country.

Loggains spent the 2021 and 2022 seasons as the Arkansas Razorbacks' tight ends coach, earning a reputation as a top-25 national recruiter there.

During his decade-plus as an NFL coordinator and QBs coach, he mentored the likes of Sam Darnold, Jay Cutler, Mitchell Trubisky, Brian Hoyer and Vince Young at QB, as well as running backs Chris Johnson, Kenyan Drake and Jordan Howard.

Loggains graduated from the University of Arkansas with a bachelor's degree in kinesiology in 2003 and a master's degree in education in 2005. He walked on to the Razorback football program in 2000 as a quarterback and holder before earning a scholarship and becoming a four-year letterman, appearing in 50 games.

Loggains and his wife, Beth, have four children: daughters Reese, Aven and Conner, and son, Ryne.

In Columbia, Rattler set a school record by completing 68.9 percent of his pass attempts for 3,186 yards, the third-highest single-season total in school history. Legette caught 71 passes for 1,255 yards, the second-highest receiving yards mark in the South Carolina record books.

Before returning to his alma mater of Arkansas, Loggains served as the New York Jets' offensive coordinator and quarterbacks coach in 2019 and 2020. During his first season with the Jets, he guided an offense that was among the league's most proficient on opening drives, scoring 40 first-possession points. Darnold's numbers improved from his rookie campaign, increasing his completion percentage, passing yards, touchdown passes and passer rating while also lowering his interceptions.

Loggains oversaw a Miami offense that averaged 4.68 yards per rush in 2018, the NFL's ninth-best mark. The Dolphins also ranked second in the league with 14 passing touchdowns of 20-plus yards.

Loggains began a three-year stint in Chicago in 2015 as the Bears' quarterbacks coach, where he mentored Cutler to a career season.

He worked as the Cleveland Browns quarterbacks coach in 2014 under offensive coordinator Kyle Shanahan. He helped Hoyer to a career season, as the six-year veteran won seven games (in 13 starts) and threw for over 3,000 yards.

Loggains began his coaching career with Tennessee in 2006 and spent eight seasons with the Titans in a variety of roles, ultimately serving as the offensive coordinator for part of 2012 and all of 2013. He joined the Titans as a coaching administrative assistant (2006-07) and quality control coach (2008-09) before spending the next three seasons as the quarterbacks/passing game coordinator, helping Young achieve a career-high passer rating in 2010 and garner a Pro Bowl appearance.

Loggains' first professional experience came with the Dallas Cowboys as a scouting assistant in 2005.



COACH LOGGAINS AT A GLANCE	
Full Name	Danny Dowell Loggains Jr.
Birthdate	Oct. 1, 1980
Hometown	Newport, Ark.
Alma Mater	Arkansas, 2003
Playing Experience	Arkansas, 2000-04 (Quarterback/holder)
Wife	Beth
Children	Reese, Aven, Conner, Ryne
X/Twitter	@Dowell_Loggains

YEARS AS A COACH	
2005	Dallas Cowboys (Scouting assistant)
2006-07	Tennessee Titans (Coaching administrative assistant)
2008-09	Tennessee Titans (Quality control)
2010-12	Tennessee Titans (Passing game coordinator/QBs)
2013	Tennessee Titans (Offensive coordinator)
2014	Cleveland Browns (QBs)
2015-17	Chicago Bears (Offensive coordinator/QBs)
2018	Miami Dolphins (Offensive coordinator)
2019-20	New York Jets (Offensive coordinator/QBs)
2021	Penn State (Offensive analyst, spring 2021)
2021-22	Arkansas (Tight ends)
2023-24	South Carolina (Offensive coordinator/QBs)

NOTABLE COACHING ACCOMPLISHMENTS	
— Offensive coordinator or QBs coach for 5 NFL teams	
— Been on FBS staffs at Penn State, Arkansas and South Carolina	
— At South Carolina, coached NFL rookie starters Spencer Rattler (QB, New Orleans Saints) and Xavier Legette (first-round pick at WR, Carolina Panthers) in 2023 before coaching QB LaNorris Sellers (FWAA National Freshman Offensive Player of the Year) in 2024	
— Coached the likes of Matt Hasselbeck, Vince Young, Jay Cutler, Sam Darnold, Mitchell Trubisky and Brian Hoyer at QB in the NFL	
— Helped lead South Carolina to a top-15 national ranking in 2024	
— Considered a top-25 recruiter nationally during time at Arkansas	



APP STATE COACHING STAFF TV CHART ON THE SIDELINES



DOWELL LOGGAINS
Head Coach



CLYDE CHRISTENSEN
Associate
Head Coach



DJ SMITH
Defensive
Coordinator/LBs



JEFF CROSBY
Special Teams
Coordinator



CURTIS FULLER
Defensive Pass
Coordinator/DBs



ANTHONY SHAKIR
Def. Recruiting
Coordinator/Edges



KEITH JONES JR.
Defensive
Line



AASHON LARKINS
Running
Backs



ALLEN MOGRIDGE
Offensive
Line



RILEY WATKINS
Quarterbacks/
Wide Receivers



MATT GREENHALGH
Associate A.D. for
FB Athletic Perf.

IN THE BOOTH



RYAN YURACHEK
Tight
Ends



KEVIN HIGGINS
Chief of Staff/
Pass Game Specialist



BOB SANDERS
Senior Defensive
Assistant



MARK SPEIR
Director of HS
Relations/Off. Asst.

FOOTBALL HISTORY

First Year	1928
All-Time Record	670-364-28 (96th season)
Conference Championships	22
North State Conference (6)	1931, '37, '39, '48, '50, '54
Southern Conference (12)	1986, '87, '91, '95, '99, '05, '06, '07, '08, '09, '10, '12
Sun Belt Conference (4)	2016, '17, '18, '19
Division titles (Format began in 2018 — 4)	2018, '19, '21, '23
NCAA Bowl Games	8
Years	2015, '16, '17, '18, '19, '20, '21, '23
Record	7-1
Most Recent	2023 Cure Bowl (W)
NCAA Division I FCS Playoff Appearances	20
Years: 1986, '87, '89, '91, '92, '94, '95, '98, '99, '00, '01, '02, '05, '06, '07, '08, '09, '10, '11, '12	
NCAA Division I FCS National Championships	3
Years	2005, '06, '07
NAIA Bowl Games	9
Record	3-6
Years	1937, '38, '48, '49, '50 (2), '54 (2), '55
All-Americans	99
Academic All-Americans	7

ADDITIONAL FOOTBALL STAFF

Associate Athletics Director for Football Operations	Nolan Jones
Assistant WRs Coach/Offensive Recruiting Coordinator	Teddy Richardson III
Assistant Secondary Coach	Devin Coleman
Assistant Running Backs Coach	Al DeGraffenreid
General Manager	Landon Grier
Director of Player Development and NIL	Ryan Huff
Director of Recruiting	Lily Sweet King
Director of Recruiting Relations	Grier Hodge
Director of On-Campus Recruiting	Eve Petro
Director of Player Personnel	Trevor Twehous
Assistant Director of Player Personnel	Andrew Martinez
Graduate Assistant (Offense)	Hayden Guysse
Graduate Assistant (Defense)	Evan Peterson
Graduate Assistant (Defense)	Travis Ray
Graduate Assistant (Offense)	Christian Rizzi
Graduate Assistant (Operations)	Kaleb Moore
Associate Director of Football Athletic Performance	Romorious Westbrook
Assistant Director of Football Athletic Performance	Bill Bailey
Associate A.D. for Sport Psychology and Mental Wellness	Dr. Jacob Cooper
Assistant Director of Sport Psychology & Mental Wellness	Dr. Courtney Shields
Academic Services for Student-Athletes/Lead Football Coordinator	Kayla Hill
Student-Athlete Leadership Coordinator	Reggie Hunt
Director of Athletics Performance Nutrition	Megan Morley
Senior Associate A.D. for Health, Well-Being and Performance	Scott Crothers
Assistant Athletic Trainer	Jasmyn McLeod
Director of Football Video Operations/Technology	Scott Hayward
Director of Football Equipment	Shane Nelson

GENERAL INFORMATION

Name	Appalachian State University (App State)
Location	Boone, N.C.
Founded	1899
Enrollment	21,798
Conference	Sun Belt (East Division)
Affiliation	NCAA Division I Football Bowl Subdivision
Nickname	Mountaineers
Colors	Black and Gold
Mascot	Yosef
Marching Band	Marching Mountaineers
Chancellor	Dr. Heather Hulbert Norris (Penn State, 1995)
Athletics Director	Doug Gillin (SUNY Cortland, 1991)
Faculty Athletics Representative	René Salinas
Game Operations Director	Ragan Henderson
Stadium	Kidd Brewer Stadium
Capacity	30,000
Surface	AstroTurf 3D3
Football Office Phone	828-262-2501
Ticket Office Phone	828-262-7733
Athletics Website	appstatesports.com
Athletics Twitter/X	@appstatesports
Football Twitter/X	@AppState_FB
Athletics Instagram	@appstatesports
Football Instagram	@appstate_fb
Athletics Facebook	facebook.com/appstatesports
Football Facebook	facebook.com/AppStateFootball

TEAM INFORMATION

Letterwinners Returning/Lost	31/43
Offense	14/18
Defense	14/22
Specialists	3/3
Newcomers (Total/Transfers)	56/37
Starters Returning/Lost	7/18
Offense	2/9
Defense	5/6
Specialists	0/3

2025 NUMERICAL ROSTER

#	Name	Pos.	Ht.	Wt.	Yr./Elig.	Hometown/High School (Previous College)
0	Doopah Coleman	WR	5-11	195	Fr.	Savannah, Ga./Calvary Day
0	Jaelin Willis	LB	6-0	220	Sr.	Fort Myers, Fla./Bishop Verot (Lenoir-Rhyne)
1	Shawn Collins	DL	6-5	265	R-Sr.	Montclair, N.J./Montclair (Rutgers)
1	Davion Dozier	WR	6-4	205	R-So.	Moody, Ala./Moody (Arkansas)
2	Ethan Johnson	DB	5-11	195	Sr.	Huntersville, N.C./Hough
2	Kanye Roberts	RB	6-0	205	R-Jr.	Wallace, N.C./Wallace-Rose Hill
3	Joseph Bakhole	DL	6-2	250	R-Sr.	Charlotte, N.C./Myers Park (Chattanooga)
3	Sam Mbake	WR	6-3	210	R-Jr.	Atlanta, Ga./North Cobb (Kilgore College)
4	Izayah Cummings	TE	6-4	240	R-Sr.	Louisville, Ky./Male (Louisville)
4	Myles Farmer	DB	6-3	210	R-Sr.	Atlanta, Ga./Westlake (Syracuse)
5	Zyeir Gamble	DB	5-10	195	R-So.	Sumter, S.C./Sumter
5	AJ Swann	QB	6-2	220	R-Jr.	Canton, Ga./Cherokee (LSU)
6	Emory Floyd	DB	6-1	195	R-Jr.	Marietta, Ga./Hillgrove (South Carolina)
6	Matthew Wilson	QB	6-0	215	R-Fr.	Rock Hill, S.C./Rock Hill
7	Rashod Dubinion	RB	5-10	210	Sr.	Ellenwood, Ga./Cedar Grove (Arkansas)
7	Jordan Favors	DB	5-11	200	R-Sr.	Griffin, Ga./Griffin
8	Dylan Hasz	DB	5-11	195	Jr.	Bixby, Okla./Bixby (Arkansas)
8	Dalton Stroman	WR	6-4	210	R-Sr.	Rockingham, N.C./Richmond Senior
9	Dylan Manuel	DL	6-1	300	So.	Stockbridge, Ga./Stockbridge (Charleston Southern)
9	Billy Wiles	QB	6-3	220	R-Sr.	Ashburn, Va./Stone Bridge (Southern Miss)
10	Gregory Fee	QB	6-5	210	Fr.	Matthews, N.C./Weddington
10	Colton Phares	LB	6-2	225	R-So.	Beaufort, S.C./Beaufort
11	Juan Berchal	DB	5-10	185	Fr.	Sanford, Fla./Seminole
11	Noah Gillon	QB	6-3	195	Fr.	Tupelo, Miss./Tupelo
12	William Fowles	WR	6-3	205	R-So.	Hialeah, Fla./Dade Christian (Louisville)
12	Brayshawn Littlejohn	LB	6-0	220	R-So.	Gaffney, S.C./Gaffney (Missouri)
13	Jackson Grier	WR	5-11	195	R-So.	Fort Lauderdale, Fla./St. Thomas Aquinas (Boise State)
13	Elijah Mc-Cantos	DB	6-0	190	R-Jr.	Little Haiti, Fla./Edison (Illinois)
15	Jaden Barnes	WR	5-8	170	Jr.	McDonough, Ga./Langston Hughes (Austin Peay)
15	Thomas Davis	DL	6-2	240	R-Jr.	Valdosta, Ga./Lowndes (Miami)
16	Alex Sanchez	WR	6-2	195	Fr.	Loganville, Ga./Grayson
16	Ty Sanders	DB	6-0	180	R-Fr.	Marion, S.C./Marion
17	JJ Kohl	QB	6-7	245	R-So.	Ankeny, Iowa/Ankeny (Iowa State)
17	Ja'Torian Mack	DB	5-11	190	Fr.	Eatonville, Fla./Edgewater
18	Khalifa Keith	RB	6-1	235	R-So.	Birmingham, Ala./Parker (Tennessee)
18	Ja'Den McBurrows	DB	5-11	195	R-Jr.	Fort Lauderdale, Fla./St. Thomas Aquinas (Michigan)
19	Derick Brazil	WR	6-0	165	R-Fr.	Kannapolis, N.C./A.L. Brown
19	DaRon Wilson	DB	6-2	180	R-Fr.	Salem, Va./Salem/Fork Union
20	Jaylon Calhoun	RB	6-0	200	R-So.	Lakeland, Ga./Lanier County
20	Kaleb Neal	DB	6-1	195	R-Fr.	Snellville, Ga./Brookwood
21	DJ Burks	DB	6-0	200	R-Jr.	Maryville, Tenn./Maryville
22	Jaquari Lewis	RB	5-10	205	Fr.	Fort Lauderdale, Fla./Chaminade-Madonna
22	Ronnie Porter	LB	6-0	235	R-Sr.	Columbia, S.C./Heathwood Hall (South Carolina)
24	Cristian Conyer	DB	6-1	185	Jr.	Bowling Green, Ky./South Warren (Coastal Carolina)
25	Zahn Coakley	WR	6-1	195	R-So.	Dallas, Texas/The Oakridge School
25	Ahmad Robinson	DB	6-0	180	R-Jr.	St. Louis, Mo./East St. Louis (Prairie View A&M)
26	Khamani Alexander	RB	6-1	205	R-Fr.	Homestead, Fla./Belen Jesuit
27	Cam Fleming	DB	6-0	195	R-So.	North Chesterfield, Va./Trinity Episcopal (Virginia Tech)
27	Mitchell Lake	P	5-11	200	R-So.	Brisbane, Australia/Saint Peters Lutheran
28	Jayden Bethea	LB	6-1	230	R-So.	Lawrenceville, Ga./Dacula
29	Carter Everett	K	5-10	195	R-Jr.	Boone, N.C./Watauga
30	Ashton Parker	DB	6-1	185	R-Fr.	Greensboro, N.C./Christ School
30	Gabe Simpkins	LS	6-0	220	R-So.	Raleigh, N.C./Leesville Road (UNC Pembroke)
31	Max Guest	RB	5-9	185	Fr.	Asheville, N.C./A.C. Reynolds
31	Marquis Lane-Owens	LB	6-1	220	R-So.	Sumter, S.C./Sumter (Coffeyville CC)
33	Aiden Benton	DL	6-2	250	R-So.	Hampton, Ga./Lovejoy (Georgia Military College)
35	Brooks Yurachek	LB	6-1	220	R-So.	Fayetteville, Ark./Fayetteville (Arkansas)
36	Luke Lair	DB	6-2	190	R-Jr.	Wake Forest, N.C./Wakefield
37	Ian Ratliff	P	5-11	180	R-So.	Humble, Texas/Atascocita (Texas)
39	Jackson Moore	K	5-10	180	R-So.	Waxhaw, N.C./Marvin Ridge (Kentucky)
39	Kavin White	DB	6-0	190	R-Fr.	Mooresville, N.C./Lake Norman (Lenoir-Rhyne)
40	Cole Becker	TE	6-2	235	R-Jr.	Nashville, Tenn./Father Ryan
41	Caleb Sandstrom	DL	6-3	250	R-So.	Andover, Minn./Elk River (St. Thomas)
42	Braxton Veiga	LB	6-1	210	R-So.	Greensboro, N.C./Eastern Guilford

#	Name	Post.	Ht.	Wt.	Yr./Elig.	Hometown/High School (Previous College)
43	Cash McVay	K	6-1	180	R-Sr.	Anaheim, Calif./Servite
44	Jared Gobble	TE	6-4	235	R-Sr.	Winston-Salem, N.C./Oak Grove (Campbell)
44	Rondo Porter	DL	6-0	295	R-Jr.	Columbia S.C./Heathwood Hall (South Carolina)
45	Jaysen Angulo	RB	6-0	170	R-Jr.	Charlotte, N.C./Ardrey Kell (Methodist)
45	Nick Campbell	DL	6-4	290	R-Jr.	Clermont, Fla./Lake Minneola (NC State)
46	Nick Avery	DL	6-5	275	Fr.	Benson, N.C./West Johnston
47	Jacob Poff	LS	6-0	185	Fr.	Orange, Calif./Villa Park
49	Randy Marion III	LB	6-0	210	R-So.	Mooreville, N.C./IMG Academy
50	Jackson Briley	DL	6-4	230	R-Fr.	Wake Forest, N.C./Wake Forest
51	KJ Liles	DL	6-3	315	Fr.	Durham, N.C./Southern Durham
52	Orlando Leon	DL	6-2	235	R-Jr.	Boone, N.C./Watauga
52	Cayden Sweatt	OL	6-4	295	R-So.	Bremen, Ga./Bremen
53	Jake Gano	OL	6-2	290	R-Jr.	Cary, N.C./Panther Creek
54	Moritz Schmoranz	OL	6-4	305	R-Fr.	Langenfeld, Germany/North Cross (Pitt)
55	Shamarr Jackson	OL	6-3	295	R-Sr.	Loris, S.C./Loris (New Mexico State)
56	Kyle Arnholt	LB	6-2	225	R-Sr.	Roanoke, Va./Lord Botetourt
63	Jayden Ramsey	OL	6-6	300	R-Sr.	Anderson, S.C./Westside
65	Gabe Funk	OL	6-6	305	R-Fr.	Xenia, Ohio/Xenia
66	Danny Stevens	OL	6-4	295	R-So.	Charlotte, N.C./Charlotte Christian
67	Trent Ramsey	OL	6-5	320	R-Jr.	Palm Harbor, Fla./Carrollwood Day (Cal)
68	Lance Williams	OL	6-3	305	R-So.	Alcoa, Tenn./Alcoa (Virginia Tech)
70	Big Al Oliver	OL	6-5	310	Fr.	Sarasota, Fla./Venice
72	Denell Nix Jr.	OL	6-5	290	Fr.	Toledo, Ohio/Whitmer
73	Will Flowers	OL	6-3	300	R-Sr.	LaGrange, Ga./LaGrange (Valdosta State)
74	Griffin Scroggs	OL	6-3	330	R-Jr.	Grayson, Ga./Grayson (Georgia)
75	Felix Doege	OL	6-4	300	R-Fr.	Augsburg, Germany/Rabun Gap-Nacoochee
76	Luke Burgess	OL	6-8	305	R-So.	New Palestine, Ind./New Palestine (Louisville)
77	Daniel Davis	OL	6-6	300	R-So.	Winston-Salem, N.C./Oak Grove
78	Tyriq Poindexter	OL	6-5	310	R-Sr.	Roanoke, Va./William Fleming (VMI)
80	Trae Nickelson III	WR	5-5	150	R-Jr.	Huntersville, N.C./Mountain Island Charter
81	Jose Leon	WR	5-10	180	R-Fr.	Miami, Fla./Columbus
82	Chris Lawson Jr.	WR	6-0	185	R-So.	Columbia, S.C./Ridge View
85	David Larkins	TE	6-5	250	R-Sr.	Cincinnati, Ohio/Elder
86	Kanen Hamlett	TE	6-4	235	R-Jr.	Madison, Ala./Madison Academy
87	Dillon Galloway	TE	6-4	240	Fr.	Rosman, N.C./Brevard
88	Bryce Gee	WR	6-2	190	R-Fr.	Jacksonville, Fla./Beachside
90	Dominic De Freitas	K	6-0	190	Fr.	Nappanee, Ind./NorthWood
91	Malik Berry	DL	6-4	290	Sr.	Lawrence, Kan./Lawrence Free State (Pittsburg State)
92	AJ Mebane	DL	6-3	240	R-So.	Durham, N.C./Southern Durham
93	DeNigel Cooper	DL	6-3	260	R-Fr.	Kingsland, Ga./Camden County
94	Caleb Pitts	DL	6-2	265	Fr.	Auburn, Ala./Auburn
95	Kaden Ellis	DL	6-1	295	Fr.	Canton, Ga./Cass
96	Saint Farrior	DL	6-3	335	R-So.	Durham, N.C./Hillside (Hampton)
97	Kevin Abrams-Verwayne	DL	6-3	245	R-Sr.	Marietta, Ga./Marietta (Garden City C.C.)
98	Kelvin Crawford	DL	6-2	220	Fr.	Tallahassee, Fla./Gadsden County
99	Bucci Farmer	DL	6-1	315	R-Fr.	Atlanta, Ga./Westlake
	Damien Durette	WR	6-0	180	Fr.	McGaheysville, Va./East Rockingham

PRONUNCIATION GUIDE

Appalachian app-uh-LATCH-in
 Kevin **Abrams-Verwayne** VUR-wayne
Khamani Alexander kuh-MAHN-ee
 Joseph **Bakhole** BACK-hole
 Juan **Berchal** BURCH-ul
 Jayden **Bethea** buh-THAY-uh
Jaylon Calhoun JAY-lun
Zahn Coakley zon
Doopah Coleman DEW-puh
 Dominic **De Freitas** de-FRAY-tus
 Felix **Doege** DOO-guh
Davion Dozier DAVE-ee-ON DOE-zhur
Rashod Dubinion ruh-SHAD duh-BIN-yin
Bucci Farmer boo-CHEE
 William **Fowles** like FOULS
Zyeir Gamble zie-EAR

Dylan **Hasz** has
Marquis Lane-Owens Mar-KEESE
 Jose **Leon** LEE-on
 Orlando **Leon** LEE-on
Jaquari Lewis juh-CAR-ee
 Dylan **Manuel** MAN-you-UL
 Sam **Mbake** m-BOCK-ay
Ja'Den McBurrows JAY-din
 AJ **Mebane** MEH-ben
 Colton **Phares** FAIR-es
Moritz Schmoranz MORE-itZ shmOR-ahN-zuh
DaRon Wilson duh-RON

COACHES/STAFF

Dowell **Loggains** LOG-Ins
 Matt **Greenhalgh** GREEN-hall



2025-26 App State Football
Game Results
All games

Page 1/1
as of Sep 28, 2025

Team Results

	Date	Opponent		Score	Overall	Conf	Time	Attend
	08/29/2025	at Charlotte	W	34-11	1-0	0-0	3:24	35718
	09/06/2025	Lindenwood	W	20-13	2-0	0-0	3:29	34921
*	09/13/2025	at Southern Miss.	L	22-38	2-1	0-1	3:27	24534
	09/27/2025	at Boise St.	L	14-47	2-2	0-1	3:27	32904



2025-26 App State Football
Overall Team Statistics
All games

Page 1/2
as of Sep 28, 2025

Team Statistics

	APP	OPP
Scoring	90	109
Points per game	22.5	27.3
Points Off Turnovers	3	31
First Downs	88	71
Rushing	32	19
Passing	49	42
Penalty	7	10
Rushing Yardage	595	337
Yards gained rushing	690	470
Yards lost rushing	95	133
Rushing attempts	138	131
Average per rush	4.3	2.6
Average per game	148.8	84.3
TDs Rushing	4	3
Passing Yardage	1138	959
Comp-Att-Int	95-164-7	80-130-4
Average per pass	6.9	7.4
Average per catch	12.0	12.0
Average per game	284.5	239.8
TDs Passing	7	8
Total offense	1733	1296
Total plays	302	261
Average per play	5.7	5.0
Average per game	433.3	324.0
Kick returns: #-Yards	5-95	2-52
Punt returns: #-Yards	11-69	3-1
Int returns: #-Yards	4-27	7-171
Kick return average	19.0	26.0
Punt return average	6.3	0.3
Int return average	6.8	24.4
Fumbles-Lost	5-5	6-1
Penalties-Yards	36-337	24-213
Average per game	84.3	53.3
Punts-Yards	16-707	22-928
Average per punt	44.2	42.2
Net punt average	42.9	39.0
Kickoffs-Yards	16-1046	21-1358
Average per kick	65.4	64.7
Net kick average	40.3	41.1
Time of possession / game	29:19	30:41
3rd-down conversion	21/58	20/58
3rd-down pct	36%	34%
4th-down conversion	5/9	6/9



**2025-26 App State Football
Overall Team Statistics
All games**

Page 2/2
as of Sep 28, 2025

	APP	OPP
4th-down pct	56%	67%
Sacks by-Yards	11-87	12-82
Misc Yards	0	0
Touchdowns scored	11	14
Field goals - attempts	4-5	4-4
On-Side kicks	1-2	1-1
Red-zone scores	(13-16) 81%	(10-12) 83%
Red-zone touchdowns	(10-16) 63%	(8-12) 67%
PAT-attempts	(10-10) 100%	(11-12) 92%
2-point conversion-attempts	(1-1) 100%	(1-2) 50%
Attendance	34921	93156
Games / Avg per game	1/34921	3/31052
Neutral site games	-	0/0

Score by Periods

Team	1st	2nd	3rd	4th	OT	TOT
App State	21	24	27	18	0	90
Opponents	24	26	16	43	0	109

**2025-26 App State Football
Team Game-by-Game Comparison
All games**

Opponent	Score	First Downs				Rushing Number-Yards	Passing		Total Offense Plays-Yards	Return Yards	Turn- Overs
		Total	Rush	Pass	Pen		Comp-Att.-Int	Yards			
Charlotte	34-11	32 / 15	10 / 4	21 / 7	1 / 4	38-182 / 29-76	33-50-0 / 13-25-1	404 / 142	88-586 / 54-218	24 / 0	1 / 2
Lindenwood	20-13	20 / 13	8 / 4	12 / 8	0 / 1	33-209 / 33--1	19-34-1 / 20-36-2	294 / 217	67-503 / 69-216	73 / 36	4 / 2
Southern Miss.	22-38	27 / 18	10 / 4	13 / 12	4 / 2	38-95 / 25-110	31-52-3 / 22-31-1	375 / 279	90-470 / 56-389	25 / 118	3 / 1
Boise St.	14-47	9 / 25	4 / 7	3 / 15	2 / 3	29-109 / 44-152	12-28-3 / 25-38-0	65 / 321	57-174 / 82-473	77 / 70	4 / 0
Totals	90-109	88 / 71	32 / 19	49 / 42	7 / 10	138-595 / 131-337	95-164-7 / 80-130-4	1138 / 959	302-1733 / 261-1296	199 / 224	12 / 5

Opponents	3rd Down Conversion	4th Down Conversion	Time of Possession	TOP Margin	Avg Yds/Rush	Avg Yds/Pass	Avg Yds/Play	Punting Number-Avg	Penalties Number-Yards	Sacks
Charlotte	7-15 / 4-14	2-2 / 2-2	33:58 / 26:02	07:56	4.8 / 2.6	8.1 / 5.7	6.7 / 4.0	3-36.7 / 6-48.3	9-98.0 / 7-54.0	0 / 1
Lindenwood	6-13 / 3-17	0-2 / 2-4	24:52 / 35:08	-10:16	6.3 / 0.0	8.6 / 6.0	7.5 / 3.1	2-44.0 / 8-43.8	9-80.0 / 3-30.0	8 / 1
Southern Miss.	6-18 / 4-9	2-4 / 0-0	36:36 / 23:24	13:12	2.5 / 4.4	7.2 / 9.0	5.2 / 6.9	4-44.3 / 4-31.0	7-65.0 / 9-74.0	1 / 5
Boise St.	2-12 / 9-18	1-1 / 2-3	21:50 / 38:10	-16:20	3.8 / 3.5	2.3 / 8.4	3.1 / 5.8	7-47.4 / 4-41.0	11-94.0 / 5-55.0	2 / 5
Totals	21-58 / 20-58	5-9 / 6-9	117:16 / 122:44	-05:28	4.3 / 2.6	6.9 / 7.4	5.7 / 5.0	16-44.2 / 22-42.2	36-337.0 / 24-213.0	11 / 12

Note: Game totals are displayed in the format TEAM/OPPONENT for each category



2025-26 App State Football Individual Statistics All games

Page 1/3
as of Sep 28, 2025

Rushing

Player	gp	att	gain	loss	net	avg	td	lg	avg/g
Rashod Dubinion	4	88	519	6	513	5.8	2	39	128.3
Jaquari Lewis	4	18	71	0	71	3.9	2	10	17.8
AJ Swann	4	12	59	34	25	2.1	0	19	6.3
Khamani Alexander	4	4	14	0	14	3.5	0	6	3.5
Khalifa Keith	2	1	3	0	3	3.0	0	3	1.5
Billy Wiles	2	5	12	15	-3	-0.6	0	12	-1.5
Noah Gillon	2	8	12	33	-21	-2.6	0	7	-10.5
Team	4	2	0	7	-7	-3.5	0	0	-1.8
Total	4	138	690	95	595	4.3	4	39	148.8
Opponents	4	131	470	133	337	2.6	3	28	84.3

Passing

Player	gp	effic	comp-att-int	pct	yds	td	lg	avg/g
AJ Swann	4	128.4	76-127-6	59.8	943	6	72	235.8
Noah Gillon	2	77.5	11-26-0	42.3	109	0	18	54.5
Billy Wiles	2	164.3	6-7-1	85.7	50	1	19	25.0
J.J. Kohl	2	125.6	2-4-0	50.0	36	0	19	18.0
Total	4	121.8	95-164-7	57.9	1138	7	72	284.5
Opponents	4	137.7	80-130-4	61.5	959	8	48	239.8

Receiving

Player	gp	no.	yds	avg	td	lg	avg/g
Jaden Barnes	4	24	337	14.0	3	59	84.3
Izayah Cummings	4	19	192	10.1	0	30	48.0
Dalton Stroman	4	16	302	18.9	2	72	75.5
Rashod Dubinion	4	7	44	6.3	0	18	11.0
William Fowles	4	6	86	14.3	0	19	21.5
David Larkins	4	5	34	6.8	0	17	8.5
Jaquari Lewis	4	5	29	5.8	0	14	7.3
Chris Lawson Jr.	4	3	42	14.0	0	18	10.5
Jose Leon	1	3	12	4.0	0	7	12.0
Kanen Hamlett	4	2	35	17.5	1	19	8.8
Doopah Coleman	4	2	3	1.5	0	5	0.8
AJ Swann	4	1	2	2.0	0	2	0.5
Jackson Grier	3	1	19	19.0	0	19	6.3
Alex Sanchez	4	1	1	1.0	1	1	0.3
Total	4	95	1138	12.0	7	72	284.5
Opponents	4	80	959	12.0	8	48	239.8

Punt Returns

Player	no.	yds	avg	td	lg
Juan Berchal	1	45	45.0	0	45
Jaden Barnes	10	24	2.4	0	18
Total	11	69	6.3	0	45
Opponents	3	1	0.3	0	4

Interceptions

Player	no.	yds	avg	td	lg
DJ Burks	2	25	12.5	0	25
Ja'Den McBurrows	1	0	0.0	0	0
Elijah Mc-Cantos	1	2	2.0	0	2
Total	4	27	6.8	0	25
Opponents	7	171	24.4	3	99

Kick Returns

Player	no.	yds	avg	td	lg
Khamani Alexander	5	94	18.8	0	28
Total	5	95	19.0	0	28
Opponents	2	52	26.0	0	39

Fumbles Recovered

Player	no.	yds	avg	td	lg
Kyle Arnholt	1	8	8.0	0	8
Total	1	8	8.0	0	8
Opponents	5	0	0.0	0	0



2025-26 App State Football Individual Statistics All games

Page 2/3
as of Sep 28, 2025

Scoring

Player	td	fg	PAT						pts
			kick	rush	rcv	pass	dxp	saf	
Dominic De Freitas	-	4-5	10-10	-	-	-	-	-	22
Jaden Barnes	3	-	-	-	-	-	-	-	18
Jaquari Lewis	2	-	-	-	1	-	-	-	14
Dalton Stroman	2	-	-	-	-	-	-	-	12
Rashod Dubinion	2	-	-	-	-	-	-	-	12
Kanen Hamlett	1	-	-	-	-	-	-	-	6
Alex Sanchez	1	-	-	-	-	-	-	-	6
Total	11	4-5	10-10	0	1	1	0	0	90
Opponents	14	4-4	11-12	0	1	1	0	0	109

Total Offense

Player	g	plays	rush	pass	total	avg/g
AJ Swann	4	139	25	943	968	242.0
Rashod Dubinion	4	88	513	0	513	128.3
Noah Gillon	2	34	-21	109	88	44.0
Jaquari Lewis	4	18	71	0	71	17.8
Billy Wiles	2	12	-3	50	47	23.5
J.J. Kohl	2	4	0	36	36	18.0
Khamani Alexander	4	4	14	0	14	3.5
Khalifa Keith	2	1	3	0	3	1.5
Team	4	0	-7	0	-7	-1.8
Total	4	302	595	1138	1733	433.3
Opponents	4	261	337	959	1296	324.0

Field Goals

Player	fg	pct.	01-19	20-29	30-39	40-49	50-99	lg	blk
Dominic De Freitas	4-5	80.0	0-0	2-2	1-1	1-2	0-0	47	0
Opponents	4-4	100.0	0-0	1-1	1-1	2-2	0-0	42	0

Punting

Player	no.	yds	avg	lg	tb	fc	i20	50+	blk
Ian Ratliff	16	707	44.2	54	1	10	2	3	0
Total	16	707	44.2	54	1	10	2	3	0
Opponents	22	928	42.2	60	1	5	6	6	0

FG Sequence

Team Name	App State	Opponents
Charlotte	(47),(35)	(42)
Lindenwood	(29),(24)	
Southern Miss.	,49	(39)
Boise St.		(25),(40)

Numbers in parentheses indicate field goal was made

Kickoffs

Player	no.	yds	avg	tb	ob	retn	net	ydl
Cash McVay	14	917	65.5	11	0			
Dominic De Freitas	2	129	64.5	1	0			
Total	16	1046	65.4	12	0	1	40.3	24
Opponents	21	1358	64.7	16	0	5	41.1	23

All Purpose

Player	g	rush	rcv	pr	kr	ir	total	avg/g
Rashod Dubinion	4	513	44	0	0	0	557	139.3
Jaden Barnes	4	0	337	24	1	0	362	90.5
Dalton Stroman	4	0	302	0	0	0	302	75.5
Izayah Cummings	4	0	192	0	0	0	192	48.0
Khamani Alexander	4	14	0	0	94	0	108	27.0
Jaquari Lewis	4	71	29	0	0	0	100	25.0
William Fowles	4	0	86	0	0	0	86	21.5
Juan Berchal	3	0	0	45	0	0	45	15.0
Chris Lawson Jr.	4	0	42	0	0	0	42	10.5
Kanen Hamlett	4	0	35	0	0	0	35	8.8
David Larkins	4	0	34	0	0	0	34	8.5
AJ Swann	4	25	2	0	0	0	27	6.8
DJ Burks	4	0	0	0	0	25	25	6.3
Jackson Grier	3	0	19	0	0	0	19	6.3
Jose Leon	1	0	12	0	0	0	12	12.0
Khalifa Keith	2	3	0	0	0	0	3	1.5
Doopah Coleman	4	0	3	0	0	0	3	0.8
Elijah Mc-Cantos	4	0	0	0	0	2	2	0.5
Alex Sanchez	4	0	1	0	0	0	1	0.3
Billy Wiles	2	-3	0	0	0	0	-3	-1.5
Noah Gillon	2	-21	0	0	0	0	-21	-10.5
Team	4	-7	0	0	0	0	-7	-1.8
Total	4	595	1138	69	95	27	1924	481.0
Opponents	4	337	959	1	52	171	1520	380.0



2025-26 App State Football
Overall Defense Statistics
All games

Page 1/1
as of Sep 28, 2025

Team Defense

			Tackles				Sacks	Pass defense			Fumbles	blkd		
##	Player	gp	ua	a	tot	tfl/yds	no-yds	int-yds	brup	qbh	fr-yds	ff	kick	saf
10	Colton Phares	4	8	16	24	4-7	.	.	1
15	Thomas Davis	4	6	10	16	4.5-18	2-12	.	.	2
56	Kyle Arnholt	4	6	9	15	1-8	.	.	.
6	Emory Floyd	4	11	4	15	1-3
8	Dylan Hasz	4	5	10	15	1-12	.	.	1	.	.	1	.	.
5	Zyeir Gamble	3	7	7	14	1.5-2	.	.	2
0	Jaelin Willis	4	6	8	14
13	Elijah Mc-Cantos	4	8	5	13	1-1	.	1-2	2
9	Dylan Manuel	4	6	6	12	3.5-11	1-7	.	.	2
97	Kevin Abrams-Verwayne	4	6	6	12	3-23	2.5-22	.	2	4	.	2	1	.
44	Rondo Porter	4	6	6	12	1-3	.	.	1	1
18	Ja'Den McBurrows	3	7	4	11	2-6	.	1-0	1	1
2	Ethan Johnson	4	6	4	10	0.5-1	.	.	4
12	Brayshaw Littlejohn	4	4	6	10	3.5-15	1-12	.	.	2
7	Jordan Favors	4	4	5	9	1-2	.	.	1	1
93	DeNigel Cooper	4	2	5	7	2
33	Aiden Benton	4	2	5	7	1.5-18	1.5-18	.	.	1
21	DJ Burks	4	3	3	6	1-1	.	2-25	.	.	.	1	.	.
41	Caleb Sandstrom	4	3	3	6	1.5-3	1.5-3	.	.	1
99	Bucci Farmer	4	1	5	6	1.5-1
3	Joseph Bakhole	3	4	2	6	2.5-12	1-9
45	Nick Campbell	4	1	3	4	0.5-0
22	Ronnie Porter	4	.	4	4	0.5-1
1	Shawn Collins	4	.	2	2	0.5-4	0.5-4
27	Cam Fleming	3	1	1	2
24	Cristian Conyer	4	1	1	2
11	Juan Berchal	3	1	.	1	.	.	.	1
43	Cash McVay	4	1	.	1
25	Ahmad Robinson	4	.	1	1
96	Saint Farrior	4	.	1	1
55	Shamarr Jackson	4	1	.	1
85	David Larkins	4	1	.	1
	Totals	4	118	142	260	37-144	11-87	4-27	16	17	1-8	4	1	0
	Opponents	4	137	184	321	16-95	12-82	7-171	23	15	5-0	5	0	0

**2025-26 App State Football
Offense Game-by-Game**

Passing

#5 AJ Swann	Comp	Att	Int	Pct	Yards	TD	Long	Sacked	Effic.
Charlotte	31	46	0	67.4	368	3	59	1-5	156.1
Lindenwood	19	34	1	55.9	294	2	72	1-8	142.0
Southern Miss.	15	23	3	65.2	217	0	42	0-0	118.4
Boise St.	11	24	2	45.8	64	1	12	3-21	65.3
Totals	76	127	6	59.8	943	6	72	5-34	128.4

#9 Billy Wiles	Comp	Att	Int	Pct	Yards	TD	Long	Sacked	Effic.
Southern Miss.	5	5	0	100.0	49	1	19	1-9	248.3
Boise St.	1	2	1	50.0	1	0	1	2-6	-45.8
Totals	6	7	1	85.7	50	1	19	3-15	164.3

#11 Noah Gillon	Comp	Att	Int	Pct	Yards	TD	Long	Sacked	Effic.
Southern Miss.	11	24	0	45.8	109	0	18	4-33	84.0
Boise St.	0	2	0	0.0	0	0	0	0-0	0.0
Totals	11	26	0	42.3	109	0	18	4-33	77.5

#17 J.J. Kohl	Comp	Att	Int	Pct	Yards	TD	Long	Sacked	Effic.
Charlotte	2	4	0	50.0	36	0	19	0-0	125.6
Totals	2	4	0	50.0	36	0	19	0-0	125.6

Rushing

Player	No-Yds/TD	CLT	Linden	USM	Boise
Rashod Dubinion	88-513/2	22-111/1	25-194/0	24-95/1	17-113/0
Jaquari Lewis	18-71/2	8-32/0	1-4/0	2-12/1	7-23/1
AJ Swann	12-25/0	4-25/0	4-15/0	1-6/0	3--21/0
Noah Gillon	8--21/0	DNP	DNP	8--21/0	-
Billy Wiles	5--3/0	DNP	DNP	3-3/0	2--6/0
Khamani Alexander	4-14/0	4-14/0	-	-	-
Khalifa Keith	1-3/0	DNP	1-3/0	-	DNP

Receiving

Player	No-Yds/TD	CLT	Linden	USM	Boise
Jaden Barnes	24-337/3	6-134/1	8-71/1	10-132/1	-
Izayah Cummings	19-192/0	5-57/0	4-33/0	7-82/0	3-20/0
Dalton Stroman	16-302/2	8-88/0	3-142/1	4-65/0	1-7/1
Rashod Dubinion	7-44/0	5-31/0	1-3/0	-	1-10/0
William Fowles	6-86/0	2-30/0	1-17/0	2-27/0	1-12/0
David Larkins	5-34/0	3-27/0	-	1-6/0	1-1/0
Jaquari Lewis	5-29/0	-	-	4-28/0	1-1/0
Chris Lawson Jr.	3-42/0	-	1-12/0	2-30/0	-
Jose Leon	3-12/0	DNP	DNP	DNP	3-12/0
Kanen Hamlett	2-35/1	1-19/1	1-16/0	-	-
Doopah Coleman	2-3/0	1--2/0	-	1-5/0	-
Jackson Grier	1-19/0	1-19/0	-	-	DNP
AJ Swann	1-2/0	-	-	-	1-2/0
Alex Sanchez	1-1/1	1-1/1	-	-	-



**2025-26 App State Football
Game-by-Game Tackles/Sacks
All games**

Page 1/1
as of Sep 28, 2025

Total Tackles

Player	S-A	Total	CLT	Linden	USM	Boise
Colton Phares	8-16	24	3-2	1-7	3-5	1-2
Thomas Davis	6-10	16	2-1	2-5	2-1	0-3
Emory Floyd	11-4	15	2-0	2-1	0-2	7-1
Kyle Arnholt	6-9	15	1-0	0-2	0-5	5-2
Dylan Hasz	5-10	15	2-1	2-2	1-6	0-1
Zyeir Gamble	7-7	14	4-2	1-1	DNP	2-4
Jaelin Willis	6-8	14	1-0	0-1	0-2	5-5
Elijah Mc-Cantos	8-5	13	1-3	-	3-1	4-1
Dylan Manuel	6-6	12	-	2-0	3-1	1-5
Rondo Porter	6-6	12	2-0	1-3	1-0	2-3
Kevin Abrams-Verwayne	6-6	12	1-3	2-2	1-1	2-0
Ja'Den McBurrows	7-4	11	3-3	4-1	-	DNP
Ethan Johnson	6-4	10	1-1	1-1	2-1	2-1
Brayshaw Littlejohn	4-6	10	1-1	1-2	1-0	1-3
Jordan Favors	4-5	9	0-1	1-1	0-3	3-0
Aiden Benton	2-5	7	1-0	1-3	0-1	0-1
DeNigel Cooper	2-5	7	1-1	0-1	0-1	1-2
Joseph Bakhole	4-2	6	1-0	DNP	0-1	3-1
DJ Burks	3-3	6	-	3-0	0-3	-
Caleb Sandstrom	3-3	6	-	1-2	1-1	1-0
Bucci Farmer	1-5	6	0-2	0-2	1-1	-
Nick Campbell	1-3	4	1-0	-	-	0-3
Ronnie Porter	0-4	4	-	0-3	0-1	-
Cristian Conyer	1-1	2	0-1	-	1-0	-
Cam Fleming	1-1	2	DNP	0-1	-	1-0
Shawn Collins	0-2	2	-	0-1	0-1	-
Juan Berchal	1-0	1	-	1-0	DNP	-
Cash McVay	1-0	1	-	1-0	-	-
Shamarr Jackson	1-0	1	-	-	1-0	-
David Larkins	1-0	1	-	1-0	-	-
Ahmad Robinson	0-1	1	-	-	0-1	-
Saint Farrior	0-1	1	-	-	0-1	-

Sacks Game-by-Game

Player	UA-A	Total	CLT	Linden	USM	Boise
Kevin Abrams-Verwayne	2-1	2.5	-	1.5-7	-	1-15
Thomas Davis	2-0	2	-	1-3	1-9	-
Aiden Benton	1-1	1.5	-	1.5-18	-	-
Caleb Sandstrom	1-1	1.5	-	1.5-3	-	-
Joseph Bakhole	1-0	1	-	DNP	-	1-9
Dylan Manuel	1-0	1	-	1-7	-	-
Brayshaw Littlejohn	1-0	1	-	1-12	-	-
Shawn Collins	0-1	0.5	-	0.5-4	-	-



**2025-26 App State Football
Tackles For Loss Game-by-Game
All games**

Page 1/1
as of Sep 28, 2025

Player	UA-A	Total	CLT	Linden	USM	Boise
Thomas Davis	3-3	4.5	-	3.0-8	1.0-9	0.5-1
Colton Phares	3-2	4.0	-	0.5-0	3.0-6	0.5-1
Dylan Manuel	3-1	3.5	-	2.0-9	1.0-1	0.5-1
Brayshaw Littlejohn	2-3	3.5	1.0-2	1.5-13	-	1.0-0
Kevin Abrams-Verwayne	2-2	3.0	0.5-1	1.5-7	-	1.0-15
Joseph Bakhole	2-1	2.5	-	DNP	-	2.5-12
Ja'Den McBurrows	2-0	2.0	1.0-4	1.0-2	-	DNP
Zyeir Gamble	1-1	1.5	1.0-2	-	DNP	0.5-0
Aiden Benton	1-1	1.5	-	1.5-18	-	-
Caleb Sandstrom	1-1	1.5	-	1.5-3	-	-
Bucci Farmer	0-3	1.5	0.5-0	1.0-1	-	-
Emory Floyd	1-0	1.0	-	-	-	1.0-3
Jordan Favors	1-0	1.0	-	-	-	1.0-2
Dylan Hasz	1-0	1.0	1.0-12	-	-	-
Elijah Mc-Cantos	1-0	1.0	-	-	1.0-1	-
DJ Burks	1-0	1.0	-	1.0-1	-	-
Rondo Porter	1-0	1.0	1.0-3	-	-	-
Shawn Collins	0-1	0.5	-	0.5-4	-	-
Ethan Johnson	0-1	0.5	-	0.5-1	-	-
Ronnie Porter	0-1	0.5	-	0.5-1	-	-
Nick Campbell	0-1	0.5	-	-	-	0.5-0

**Red-Zone Results
All games**

App State Inside Opponent Red-Zone

Date	Opponent	Score	Times	Times	Total	Rush	Pass	FGs	Failed to score inside RZ						
			In RZ	Scored	Pts	TDs	TDs	Made	FGA	Down	Int	Fumb	Half	Game	
08/29/2025	at Charlotte	W 34-11	5	5	31	4	1	3	1	1	0	0	0	0	0
09/06/2025	Lindenwood	W 20-13	3	3	13	1	0	1	2	2	0	0	0	0	0
09/13/2025	at Southern Miss.	L 22-38	6	3	22	3	2	1	0	0	0	3	0	0	0
09/27/2025	at Boise St.	L 14-47	2	2	14	2	1	1	0	0	0	0	0	0	0
Totals 13 of 16 (81.3%)			16	13	80	10	4	6	3	3	0	3	0	0	0

Opponents Inside App State Red-Zone

Date	Opponent	Score	Times	Times	Total	Rush	Pass	FGs	Failed to score inside RZ						
			In RZ	Scored	Pts	TDs	TDs	Made	FGA	Down	Int	Fumb	Half	Game	
08/29/2025	Charlotte	W 34-11	2	1	8	1	0	1	0	0	0	0	1	0	0
09/06/2025	Lindenwood	W 20-13	2	2	13	2	1	1	0	0	0	0	0	0	0
09/13/2025	Southern Miss.	L 22-38	4	4	25	3	2	1	1	1	0	0	0	0	0
09/27/2025	Boise St.	L 14-47	4	3	17	2	0	2	1	1	1	0	0	0	0
Totals 10 of 12 (83.3%)			12	10	63	8	3	5	2	2	1	0	1	0	0

App State Game-by-Game

Date	Opponent	Rushing				Receiving				Passing				Kick Returns				Punt Returns				tot		
		no.	yds	td	lg	no.	yds	td	lg	cmp	att	int	yds	td	lg	no.	yds	td	lg	no.	yds	td	lg	off
08/29/2025	at Charlotte	38	182	1	19	33	404	3	59	33	50	0	404	3	59	1	10	0	9	5	6	0	5	586
09/06/2025	Lindenwood	33	209	0	26	19	294	2	72	19	34	1	294	2	72	1	28	0	28	5	18	0	18	503
09/13/2025	at Southern Miss.	38	95	2	17	31	375	1	42	31	52	3	375	1	42	1	25	0	25	0	0	0	0	470
09/27/2025	at Boise St.	29	109	1	39	12	65	1	12	12	28	3	65	1	12	2	32	0	20	1	45	0	45	174
App State		138	595	4	39	95	1138	7	72	95	164	7	1138	7	72	5	95	0	28	11	69	0	45	1733
Opponents		131	337	3	28	80	959	8	48	80	130	4	959	8	48	2	52	0	39	3	1	0	4	1296

Date	Opponent	ua	Tackles			Sacks	Fumble		Pass Defense			blkd kick	PAT attempts			off		
			a	total	tfl-yds		ff	fr-yds	int-yds	qbh	brup		kick	rush	rcv	saf	t/o	pts
08/29/2025	at Charlotte	28	22	50	6.0-24	0-0	1	1-8	1-0	3	5	0	4-4	0	0	0	3	34
09/06/2025	Lindenwood	28	42	70	16.0-68	8-54	2	0-0	2-27	10	7	1	2-2	0	0	0	0	20
09/13/2025	at Southern Miss.	21	40	61	6.0-17	1-9	0	0-0	1-0	0	2	0	2-2	0	1	0	0	22
09/27/2025	at Boise St.	41	38	79	9.0-35	2-24	1	0-0	0-0	4	2	0	2-2	0	0	0	0	14
App State		118	142	260	37.0-144	11-87	4	1-8	4-27	17	16	1	10-10	0	1	0	3	90
Opponents		137	184	321	16.0-95	12-82	5	5-0	7-171	15	23	0	11-12	0	1	0	31	109

		Punting										Field Goals			Kickoffs				
Date	Opponent	no.	yds	avg	long	blkd	tb	fc	50+	i20	md-att	long	blkd	no.	yds	avg	tb	ob	
08/29/2025	at Charlotte	3	110	36.7	38	0	0	3	0	2	2-2	47	0	6	390	65.0	6	0	
09/06/2025	Lindenwood	2	88	44.0	49	0	0	1	0	0	2-2	29	0	5	323	64.6	3	0	
09/13/2025	at Southern Miss.	4	177	44.3	49	0	0	1	0	0	0-1	0	0	2	130	65.0	2	0	
09/27/2025	at Boise St.	7	332	47.4	54	0	1	5	3	0	0-0	0	0	3	203	67.7	1	0	
App State		16	707	44.2	54	0	1	10	3	2	4-5	47	0	16	1046	65.4	12	0	
Opponents		22	928	42.2	60	0	1	5	6	6	4-4	42	0	21	1358	64.7	16	0	

Opponents Game-by-Game

		Rushing				Receiving				Passing				Kick Returns				Punt Returns				tot		
Date	Opponent	no.	yds	td	lg	no.	yds	td	lg	cmp	att	int	yds	td	lg	no.	yds	td	lg	no.	yds	td	lg	off
08/29/2025	at Charlotte	29	76	0	17	13	142	1	47	13	25	1	142	1	47	0	0	0	0	0	0	0	0	218
09/06/2025	Lindenwood	33	-1	1	8	20	217	1	26	20	36	2	217	1	26	1	39	0	39	0	0	0	0	216
09/13/2025	at Southern Miss.	25	110	2	16	22	279	2	48	22	31	1	279	2	48	0	0	0	0	2	1	0	4	389
09/27/2025	at Boise St.	44	152	0	28	25	321	4	34	25	38	0	321	4	34	1	13	0	10	1	0	0	0	473
Opponents		131	337	3	28	80	959	8	48	80	130	4	959	8	48	2	52	0	39	3	1	0	4	1296
App State		138	595	4	39	95	1138	7	72	95	164	7	1138	7	72	5	95	0	28	11	69	0	45	1733

Date	Opponent	ua	Tackles			Sacks	Fumble		Pass Defense			blkd kick	PAT attempts			off		
			a	total	tfl-yds		ff	fr-yds	int-yds	qbh	brup		kick	rush	rcv	saf	t/o	pts
08/29/2025	at Charlotte	51	36	87	3.0-10	1-5	1	1-0	0-0	2	3	0	0-0	0	1	0	3	11
09/06/2025	Lindenwood	29	46	75	2.0-10	1-8	3	3-0	1--3	1	4	0	1-2	0	0	0	7	13
09/13/2025	at Southern Miss.	30	72	102	6.0-48	5-42	0	0-0	3-117	6	12	0	5-5	0	0	0	7	38
09/27/2025	at Boise St.	27	30	57	5.0-27	5-27	1	1-0	3-57	6	4	0	5-5	0	0	0	14	47
Opponents		137	184	321	16.0-95	12-82	5	5-0	7-171	15	23	0	11-12	0	1	0	31	109
App State		118	142	260	37.0-144	11-87	4	1-8	4-27	17	16	1	10-10	0	1	0	3	90

		Punting										Field Goals			Kickoffs				
Date	Opponent	no.	yds	avg	long	blkd	tb	fc	50+	i20	md-att	long	blkd	no.	yds	avg	tb	ob	
08/29/2025	at Charlotte	6	290	48.3	57	0	1	0	5	1	1-1	42	0	3	195	65.0	2	0	
09/06/2025	Lindenwood	8	350	43.8	60	0	0	1	1	2	0-0	0	0	2	130	65.0	1	0	
09/13/2025	at Southern Miss.	4	124	31.0	45	0	0	1	0	1	1-1	39	0	7	455	65.0	6	0	
09/27/2025	at Boise St.	4	164	41.0	44	0	0	3	0	2	2-2	40	0	9	578	64.2	7	0	
Opponents		22	928	42.2	60	0	1	5	6	6	4-4	42	0	21	1358	64.7	16	0	
App State		16	707	44.2	54	0	1	10	3	2	4-5	47	0	16	1046	65.4	12	0	



**2025-26 App State Football
Team Game Highs
All games**

Page 1/1
as of Sep 28, 2025

App State - Game Highs

RUSHES	38	at Southern Miss. (09/13/2025)
	38	at Charlotte (08/29/2025)
YARDS RUSHING	209	Lindenwood (09/06/2025)
YARDS PER RUSH	6.3	Lindenwood (09/06/2025)
TD RUSHES	2	at Southern Miss. (09/13/2025)
PASS ATTEMPTS	52	at Southern Miss. (09/13/2025)
PASS COMPLETIONS	33	at Charlotte (08/29/2025)
YARDS PASSING	404	at Charlotte (08/29/2025)
YARDS PER PASS	8.6	Lindenwood (09/06/2025)
TD PASSES	3	at Charlotte (08/29/2025)
TOTAL PLAYS	90	at Southern Miss. (09/13/2025)
TOTAL OFFENSE	586	at Charlotte (08/29/2025)
YARDS PER PLAY	7.5	Lindenwood (09/06/2025)
POINTS	34	at Charlotte (08/29/2025)
SACKS BY	8	Lindenwood (09/06/2025)
FIRST DOWNS	32	at Charlotte (08/29/2025)
PENALTIES	11	at Boise St. (09/27/2025)
PENALTY YARDS	98	at Charlotte (08/29/2025)
TURNOVERS	4	at Boise St. (09/27/2025)
	4	Lindenwood (09/06/2025)
PUNTS	7	at Boise St. (09/27/2025)
PUNTING AVG	47.4	at Boise St. (09/27/2025)
LONG PUNT	54	at Boise St. (09/27/2025)
PUNTS INSIDE 20	2	at Charlotte (08/29/2025)
LONG PUNT RETURN	45	at Boise St. (09/27/2025)



2025-26 App State Football
Individual Game Highs
All games

Page 1/1
as of Sep 28, 2025

App State - Individual Game Highs

RUSHES	25	Rashod Dubinion vs Lindenwood (09/06/2025)
YARDS RUSHING	194	Rashod Dubinion vs Lindenwood (09/06/2025)
TD RUSHES	1 1 1 1	Jaquari Lewis at Boise St. (09/27/2025) Rashod Dubinion at Southern Miss. (09/13/2025) Jaquari Lewis at Southern Miss. (09/13/2025) Rashod Dubinion at Charlotte (08/29/2025)
LONG RUSH	39	Rashod Dubinion at Boise St. (09/27/2025)
PASS ATTEMPTS	46	Aj Swann at Charlotte (08/29/2025)
PASS COMPLETIONS	31	Aj Swann at Charlotte (08/29/2025)
YARDS PASSING	368	Aj Swann at Charlotte (08/29/2025)
TD PASSES	3	Aj Swann at Charlotte (08/29/2025)
LONG PASS	72	Aj Swann vs Lindenwood (09/06/2025)
RECEPTIONS	10	Jaden Barnes at Southern Miss. (09/13/2025)
YARDS RECEIVING	142	Dalton Stroman vs Lindenwood (09/06/2025)
TD RECEPTIONS	1 1 1 1 1 1 1	Dalton Stroman at Boise St. (09/27/2025) Jaden Barnes at Southern Miss. (09/13/2025) Dalton Stroman vs Lindenwood (09/06/2025) Jaden Barnes vs Lindenwood (09/06/2025) Kanen Hamlett at Charlotte (08/29/2025) Jaden Barnes at Charlotte (08/29/2025) Alex Sanchez at Charlotte (08/29/2025)
LONG RECEPTION	72	Dalton Stroman vs Lindenwood (09/06/2025)
PUNTS	7	Ian Ratliff at Boise St. (09/27/2025)
PUNTING AVG	47.4	Ian Ratliff at Boise St. (09/27/2025)
LONG PUNT	54	Ian Ratliff at Boise St. (09/27/2025)
PUNTS INSIDE 20	2	Ian Ratliff at Charlotte (08/29/2025)
LONG PUNT RETURN	45	Juan Berchal at Boise St. (09/27/2025)
LONG KICKOFF RETURN	28	Khamani Alexander vs Lindenwood (09/06/2025)
TACKLES	10	Jaelin Willis at Boise St. (09/27/2025)
SACKS	1.5 1.5 1.5	Kevin Abrams-Verwayne vs Lindenwood (09/06/2025) Caleb Sandstrom vs Lindenwood (09/06/2025) Aiden Benton vs Lindenwood (09/06/2025)
TACKLES FOR LOSS	3 3	Colton Phares at Southern Miss. (09/13/2025) Thomas Davis vs Lindenwood (09/06/2025)



2025-26 App State Football
Opponent Match Highs
All games

Page 1/1
as of Sep 28, 2025

Opponent - Game Highs

RUSHES	44	at Boise St. (09/27/2025)
YARDS RUSHING	152	at Boise St. (09/27/2025)
YARDS PER RUSH	4.4	at Southern Miss. (09/13/2025)
TD RUSHES	2	at Southern Miss. (09/13/2025)
PASS ATTEMPTS	38	at Boise St. (09/27/2025)
PASS COMPLETIONS	25	at Boise St. (09/27/2025)
YARDS PASSING	321	at Boise St. (09/27/2025)
YARDS PER PASS	9.0	at Southern Miss. (09/13/2025)
TD PASSES	4	at Boise St. (09/27/2025)
TOTAL PLAYS	82	at Boise St. (09/27/2025)
TOTAL OFFENSE	473	at Boise St. (09/27/2025)
YARDS PER PLAY	6.9	at Southern Miss. (09/13/2025)
POINTS	47	at Boise St. (09/27/2025)
SACKS BY	5 5	at Boise St. (09/27/2025) at Southern Miss. (09/13/2025)
FIRST DOWNS	25	at Boise St. (09/27/2025)
PENALTIES	9	at Southern Miss. (09/13/2025)
PENALTY YARDS	74	at Southern Miss. (09/13/2025)
TURNOVERS	2 2	Lindenwood (09/06/2025) at Charlotte (08/29/2025)
PUNTS	8	Lindenwood (09/06/2025)
PUNTING AVG	48.3	at Charlotte (08/29/2025)
LONG PUNT	60	Lindenwood (09/06/2025)
PUNTS INSIDE 20	2 2	at Boise St. (09/27/2025) Lindenwood (09/06/2025)
LONG PUNT RETURN	4	at Southern Miss. (09/13/2025)



2025-26 App State Football
Opponent Match Lows
All games

Page 1/1
as of Sep 28, 2025

Opponent - Game Lows

RUSHES	25	at Southern Miss. (09/13/2025)
YARDS RUSHING	-1	Lindenwood (09/06/2025)
YARDS PER RUSH	0.0	Lindenwood (09/06/2025)
TD RUSHES	0 0	at Boise St. (09/27/2025) at Charlotte (08/29/2025)
PASS ATTEMPTS	25	at Charlotte (08/29/2025)
PASS COMPLETIONS	13	at Charlotte (08/29/2025)
YARDS PASSING	142	at Charlotte (08/29/2025)
YARDS PER PASS	5.7	at Charlotte (08/29/2025)
TD PASSES	1 1	Lindenwood (09/06/2025) at Charlotte (08/29/2025)
TOTAL PLAYS	54	at Charlotte (08/29/2025)
TOTAL OFFENSE	216	Lindenwood (09/06/2025)
YARDS PER PLAY	3.1	Lindenwood (09/06/2025)
POINTS	11	at Charlotte (08/29/2025)
SACKS BY	1 1	Lindenwood (09/06/2025) at Charlotte (08/29/2025)
FIRST DOWNS	13	Lindenwood (09/06/2025)
PENALTIES	3	Lindenwood (09/06/2025)
PENALTY YARDS	30	Lindenwood (09/06/2025)
INTERCEPTIONS BY	0	at Charlotte (08/29/2025)
PUNTS	4 4	at Boise St. (09/27/2025) at Southern Miss. (09/13/2025)
PUNTING AVG	31.0	at Southern Miss. (09/13/2025)
LONG PUNT	44	at Boise St. (09/27/2025)
PUNTS INSIDE 20	1 1	at Southern Miss. (09/13/2025) at Charlotte (08/29/2025)
LONG PUNT RETURN	0 0 0	at Boise St. (09/27/2025) Lindenwood (09/06/2025) at Charlotte (08/29/2025)



2025-26 App State Football
Opponent Individual Match Highs
All games

Page 1/1
as of Sep 28, 2025

Opponent - Individual Game Highs

RUSHES	18	Nate Glantz vs Lindenwood (09/06/2025)
YARDS RUSHING	69	Sire Gaines at Boise St. (09/27/2025)
TD RUSHES	2	Jeffery Pittman at Southern Miss. (09/13/2025)
LONG RUSH	28	Sire Gaines at Boise St. (09/27/2025)
PASS ATTEMPTS	37	Maddux Madsen at Boise St. (09/27/2025)
PASS COMPLETIONS	25	Maddux Madsen at Boise St. (09/27/2025)
YARDS PASSING	321	Maddux Madsen at Boise St. (09/27/2025)
TD PASSES	4	Maddux Madsen at Boise St. (09/27/2025)
LONG PASS	48	Braylon Braxton at Southern Miss. (09/13/2025)
RECEPTIONS	7	Rico Bond vs Lindenwood (09/06/2025)
YARDS RECEIVING	112	Tychaun Chapman at Southern Miss. (09/13/2025)
TD RECEPTIONS	2	Latrell Caples at Boise St. (09/27/2025)
LONG RECEPTION	48	Elijah Metcalf at Southern Miss. (09/13/2025)
FIELD GOALS	2	Colton Boomer at Boise St. (09/27/2025)
LONG FIELD GOALS	42	Liam Boyd at Charlotte (08/29/2025)
PUNTS	8	A.J. Vinatieri vs Lindenwood (09/06/2025)
PUNTING AVG	48.3	Bronson Long at Charlotte (08/29/2025)
LONG PUNT	60	A.J. Vinatieri vs Lindenwood (09/06/2025)
PUNTS INSIDE 20	2 2	Oscar Doyle at Boise St. (09/27/2025) A.J. Vinatieri vs Lindenwood (09/06/2025)
LONG PUNT RETURN	4	Elijah Metcalf at Southern Miss. (09/13/2025)
LONG KICKOFF RETURN	39	Christopher Bennett Jr vs Lindenwood (09/06/2025)
TACKLES	13 13	Michael Montgomery at Southern Miss. (09/13/2025) Sanjay Strickland vs Lindenwood (09/06/2025)
SACKS	3	J'Mond Tapp at Southern Miss. (09/13/2025)
TACKLES FOR LOSS	3	J'Mond Tapp at Southern Miss. (09/13/2025)
INTERCEPTIONS	1 1 1 1 1 1 1	A'Marion McCoy at Boise St. (09/27/2025) Boen Phelps at Boise St. (09/27/2025) Sherrrod Smith at Boise St. (09/27/2025) Anthony Richard, Jr. at Southern Miss. (09/13/2025) Ian Foster at Southern Miss. (09/13/2025) Mathias Haygood at Southern Miss. (09/13/2025) Eric Gant vs Lindenwood (09/06/2025)



2025-26 App State Football Games Played All games

Page 1/2
as of Sep 28, 2025

##	Player	GP-GS	CLT	Linden	USM	Boise
0	Jaelin Willis	4/2	START	XXX	START	XXX
0	Doopah Coleman	4/0	XXX	XXX	XXX	XXX
1	Shawn Collins	4/3	START	START	START	XXX
1	Davion Dozier	1/0	XXX
2	Ethan Johnson	4/4	START	START	START	START
2	Kanye Roberts	0/0
3	Sam Mbake	0/0
3	Joseph Bakhole	3/0	XXX	...	XXX	XXX
4	Myles Farmer	4/0	XXX	XXX	XXX	XXX
4	Izayah Cummings	4/4	START	START	START	START
5	AJ Swann	4/4	START	START	START	START
5	Zyeir Gamble	3/3	START	START	...	START
6	Emory Floyd	4/4	START	START	START	START
6	Matthew Wilson	0/0
7	Jordan Favors	4/0	XXX	XXX	XXX	XXX
7	Rashod Dubinion	4/4	START	START	START	START
8	Dalton Stroman	4/3	XXX	START	START	START
8	Dylan Hasz	4/3	XXX	START	START	START
9	Billy Wiles	2/0	XXX	XXX
9	Dylan Manuel	4/3	START	START	START	XXX
10	Colton Phares	4/4	START	START	START	START
10	Gregory Fee	0/0
11	Juan Berchal	3/0	XXX	XXX	...	XXX
11	Noah Gillon	2/0	XXX	XXX
12	William Fowles	4/4	START	START	START	START
12	Brayshawn Littlejohn	4/0	XXX	XXX	XXX	XXX
13	Elijah Mc-Cantos	4/3	START	XXX	START	START
13	Jackson Grier	3/0	XXX	XXX	XXX	...
15	Thomas Davis	4/4	START	START	START	START
15	Jaden Barnes	4/1	START	XXX	XXX	XXX
16	Ty Sanders	1/0	...	XXX
16	Alex Sanchez	4/0	XXX	XXX	XXX	XXX
17	J.J. Kohl	2/0	XXX	...	XXX	...
17	Ja'Torian Mack	0/0
18	Ja'Den McBurrows	3/3	START	START	START	...
18	Khalifa Keith	2/0	...	XXX	XXX	...
19	DaRon Wilson	0/0
20	Jaylon Calhoun	0/0
20	Kaleb Neal	2/0	XXX	...	XXX	...
21	DJ Burks	4/0	XXX	XXX	XXX	XXX
22	Ronnie Porter	4/0	XXX	XXX	XXX	XXX
22	Jaquari Lewis	4/0	XXX	XXX	XXX	XXX
24	Cristian Conyer	4/0	XXX	XXX	XXX	XXX
25	Ahmad Robinson	4/0	XXX	XXX	XXX	XXX
25	Zahn Coakley	0/0
26	Khamani Alexander	4/0	XXX	XXX	XXX	XXX
27	Cam Fleming	3/0	...	XXX	XXX	XXX
27	Mitchell Lake	0/0
28	Jayden Bethea	1/0	XXX
29	Carter Everett	0/0
30	Gabe Simpkins	0/0
30	Ashton Parker	0/0
31	Max Guest	0/0
31	Marquis Lane-Owens	0/0
33	Aiden Benton	4/0	XXX	XXX	XXX	XXX
34	Joshua Acord	1/0	XXX
35	Brooks Yurachek	4/0	XXX	XXX	XXX	XXX
36	Luke Lair	0/0
37	Ian Ratliff	4/0	XXX	XXX	XXX	XXX
39	Jackson Moore	0/0

##	Player	GP-GS	CLT	Linden	USM	Boise
39	Kavin White	0/0
40	Cole Becker	0/0
41	Caleb Sandstrom	4/1	XXX	XXX	XXX	START
42	Braxton Veiga	0/0
43	Cash McVay	4/0	XXX	XXX	XXX	XXX
44	Jared Gobble	4/0	XXX	XXX	XXX	XXX
44	Rondo Porter	4/4	START	START	START	START
45	Nick Campbell	4/0	XXX	XXX	XXX	XXX
46	Nick Avery	0/0
47	Jacob Poff	4/0	XXX	XXX	XXX	XXX
49	Randy Marion III	0/0
50	Jackson Briley	0/0
51	KJ Liles	0/0
52	Orlando Leon	4/0	XXX	XXX	XXX	XXX
52	Cayden Sweatt	4/3	XXX	START	START	START
53	Jake Gano	0/0
54	Moritz Schmoranz	0/0
55	Shamarr Jackson	4/4	START	START	START	START
56	Kyle Arnholt	4/2	XXX	START	XXX	START
63	Jayden Ramsey	4/4	START	START	START	START
65	Gabe Funk	0/0
66	Danny Stevens	0/0
67	Trent Ramsey	4/4	START	START	START	START
68	Lance Williams	1/0	XXX
70	Big Al Oliver	0/0
72	Denell Nix Jr	2/0	XXX	XXX
73	Will Flowers	4/4	START	START	START	START
74	Griffin Scroggs	4/0	XXX	XXX	XXX	XXX
75	Felix Doege	1/0	XXX
76	Luke Burgess	4/0	XXX	XXX	XXX	XXX
77	Daniel Davis	0/0
78	Tyriq Poindexter	1/1	START
80	Trae Nickelson III	0/0
81	Jose Leon	1/0	XXX
82	Chris Lawson Jr.	4/0	XXX	XXX	XXX	XXX
85	David Larkins	4/4	START	START	START	START
86	Kanen Hamlett	4/0	XXX	XXX	XXX	XXX
87	Dillon Galloway	0/0
88	Bryce Gee	0/0
90	Dominic De Freitas	4/0	XXX	XXX	XXX	XXX
91	Malik Berry	0/0
92	AJ Mebane	0/0
93	DeNigel Cooper	4/1	XXX	XXX	XXX	START
94	Caleb Pitts	1/0	XXX
95	Kaden Ellis	0/0
96	Saint Farrior	4/0	XXX	XXX	XXX	XXX
97	Kevin Abrams-Verwayne	4/0	XXX	XXX	XXX	XXX
98	Kelvin Crawford	0/0
99	Bucci Farmer	4/0	XXX	XXX	XXX	XXX

NCAA Statistics

App State - 2025-26 Football Ranking Summary thru games 09/27/2025

Statistic	National Rank	Conference Rank	Value	National Leader	Value	Conference Leader	Value
3rd Down Conversion Pct (134 ranked)	99	11	0.362	Navy	0.617	James Madison	0.528
3rd Down Conversion Pct Defense (134 ranked)	46	2	0.345	Oklahoma	0.179	James Madison	0.268
4th Down Conversion Pct (134 ranked)	69	5	0.556	6 teams tied	1.000	Old Dominion	1.000
4th Down Conversion Pct Defense (134 ranked)	103	10	0.667	Old Dominion	0.000	Old Dominion	0.000
Blocked Kicks (19 ranked)	19	4	1	Wyoming	4	James Madison Old Dominion Southern Miss.	2 2 2
Blocked Kicks Allowed (133 ranked)	1	1	0	93 teams tied	0	8 teams tied	0
Blocked Punts (11 ranked)				4 teams tied	3	James Madison Old Dominion Southern Miss.	2 2 2
Blocked Punts Allowed (134 ranked)	1	1	0	115 teams tied	0	11 teams tied	0
Completion Percentage (134 ranked)	112	11	0.579	Ohio St.	0.778	Old Dominion	0.677
Defensive TDs (20 ranked)				Louisiana Tech	5	Southern Miss. Troy	2 2
Fewest Penalties (134 ranked)	113	11	36	Army West Point Iowa	11 11	Texas St.	18
Fewest Penalties Per Game (134 ranked)	129	13	9.00	Iowa	2.20	Ga. Southern	4.20
Fewest Penalty Yards (134 ranked)	119	13	337	Army West Point	79	Texas St.	174
Fewest Penalty Yards Per Game (134 ranked)	130	13	84.25	Army West Point	19.75	Ga. Southern	41.60
First Downs Defense (134 ranked)	30	3	71	Oklahoma	45	James Madison	48
First Downs Offense (134 ranked)	81	10	88	Missouri	145	Southern Miss.	115
Fumbles Lost (134 ranked)	120	11	5	18 teams tied	0	Louisiana Southern Miss. Troy	1 1 1
Fumbles Recovered (88 ranked)	88	8	1	5 teams tied	6	Old Dominion South Alabama	5 5
Kickoff Return Defense (134 ranked)	117	10	26.00	Florida St. Texas Wisconsin	0.00 0.00 0.00	ULM	9.41
Kickoff Returns (133 ranked)	85	8	19.00	Massachusetts	57.00	Southern Miss.	27.50
Net Punting (134 ranked)	28	2	42.88	Michigan St.	48.92	Troy	46.23
Passes Had Intercepted (134 ranked)	130	14	7	7 teams tied	0	Marshall Texas St.	1 1
Passes Intercepted (116 ranked)	34	3	4	Louisiana Tech	11	Southern Miss.	8
Passing Offense (134 ranked)	26	1	284.5	Texas Tech	368.5	App State	284.5
Passing Yards Allowed (134 ranked)	92	10	239.8	Nebraska	75.8	James Madison	118.8
Passing Yards per Completion (134 ranked)	61	3	11.98	Air Force	21.55	Old Dominion	13.73
Punt Return Defense (134 ranked)	16	1	0.33	Texas Tech	-9.00	App State	0.33
Punt Returns (134 ranked)	96	9	6.27	Iowa St.	30.50	South Alabama	21.80
Red Zone Defense (119 ranked)	66	8	0.833	Ohio St.	0.286	Old Dominion	0.643
Red Zone Offense (134 ranked)	89	8	0.813	13 teams tied	1.000	ULM	1.000
Rushing Defense (134 ranked)	13	1	84.3	Wisconsin	50.0	App State	84.3
Rushing Offense (134 ranked)	82	8	148.8	Navy	352.3	James Madison	249.3
Sacks Allowed (134 ranked)	120	12	3.00	Oregon	0.20	ULM	0.50
Scoring Defense (134 ranked)	95	7	27.3	Ohio St.	5.5	James Madison	15.3
Scoring Offense (134 ranked)	97	9	22.5	Florida St.	53.0	Texas St.	36.3
Tackles for Loss Allowed (134 ranked)	25	2	4.00	Ohio St.	1.25	Old Dominion	3.00
Team Passing Efficiency (134 ranked)	107	10	121.76	Indiana	200.93	Old Dominion	164.32
Team Passing Efficiency Defense (134 ranked)	92	8	137.66	Nebraska	76.91	James Madison	93.40
Team Sacks (134 ranked)	28	5	2.75	Maryland Oklahoma Tennessee	4.00 4.00 4.00	James Madison ULM	3.25 3.25

Statistic	National Rank	Conference Rank	Value	National Leader	Value	Conference Leader	Value
Team Tackles for Loss (133 ranked)	3	1	9.3	Pittsburgh	10.0	App State	9.3
Time of Possession (134 ranked)	83	8	29:19	Missouri	37:29	James Madison	34:37
Total Defense (134 ranked)	47	3	324.0	Missouri	203.8	James Madison	209.3
Total Offense (134 ranked)	48	3	433.3	Florida St.	600.0	Old Dominion	468.3
Turnover Margin (134 ranked)	132	14	-1.75	Alabama Maryland	1.75 1.75	Southern Miss.	1.20
Turnovers Gained (130 ranked)	69	7	5	Louisiana Tech	13	Southern Miss.	10
Turnovers Lost (133 ranked)	133	14	12	Alabama Temple UConn	0 0 0	Southern Miss. Texas St.	4 4
Winning Percentage (131 ranked)	76	6	0.500	20 teams tied	1.000	4 teams tied	0.750

Statistic	Player	National Rank	Conference Rank	Value	National Leader	Value	Conference Leader	Value
All Purpose (200 ranked)	Rashod Dubinion Jaden Barnes Dalton Stroman	10 108 184	2 12 21	139.25 90.50 75.50	Robert Henry, UTSA	180.00	Wayne Knight, James Madison	141.75
Blocked Kicks (1 ranked)					4 players tied	2		
Combined Kick Returns (198 ranked)	Khamani Alexander Juan Berchal	95 198	10 22	94 45	Kaden Wetjen, Iowa	465	Jaylen Jenkins, Texas St.	228
Completion Percentage (126 ranked)	AJ Swann	100	11	0.598	Julian Sayin, Ohio St.	0.788	Carlos Del Rio-Wilson, Marshall	0.785
Completions Per Game (99 ranked)	AJ Swann	52	3	19.00	Caden Veltkamp, Fla. Atlantic	30.25	Jaylen Raynor, Arkansas St.	24.20
Field Goal Percentage (118 ranked)	Dominic De Freitas	55	3	0.800	27 players tied	1.000	Kian Afrookhteh, Coastal Carolina	1.000
Field Goals Per Game (138 ranked)	Dominic De Freitas	67	4	1.00	Kansei Matsuzawa, Hawaii	2.67	Tony Sterner, Louisiana	1.60
Forced Fumbles (42 ranked)	Kevin Abrams-Verwayne DJ Burks Dylan Hasz	5 42 42	1 4 4	0.50 0.25 0.25	Katin Surprenant, Temple	0.67	Kevin Abrams-Verwayne, App State Nickendre Stiger, Old Dominion	0.50 0.50
Fumbles Recovered (13 ranked)	Kyle Arnholt	13	2	1	Matt Kingsbury, Minnesota	3	Chris Forbes, Old Dominion	2
Interceptions Per Game (72 ranked)	DJ Burks Ja'Den McBurrows Elijah Mc-Cantos	13 61 72	2 7 9	0.50 0.33 0.25	Aamaris Brown, UNLV	1.00	Boogie Trotter, Marshall	0.60
Kickoff Return TDs (1 ranked)					18 players tied	1	Curtis Harris-Lopez, James Madison Chauncy Cobb, Arkansas St. Dalen Cobb, Ga. Southern	1 1 1
Kickoff Returns (61 ranked)	Khamani Alexander	48	5	18.8	Cameron Pettaway, Bowling Green	37.3	Dalen Cobb, Ga. Southern	34.2
Passes Defended (34 ranked)					Hezekiah Masses, California	2.20	Ty Goodwill, South Alabama D'Arco Perkins-McAllister, ULM	1.50 1.50
Passing Efficiency (126 ranked)	AJ Swann	87	6	128.4	Carlos Del Rio-Wilson, Marshall	206.5	Carlos Del Rio-Wilson, Marshall	206.5
Passing TDs (97 ranked)	AJ Swann	62	6	6	Sawyer Robertson, Baylor	17	Braylon Braxton, Southern Miss.	11
Passing Yards (130 ranked)	AJ Swann	69	5	943	Sawyer Robertson, Baylor	1,713	Braylon Braxton, Southern Miss.	1,236
Passing Yards Per Game (129 ranked)	AJ Swann	49	3	235.8	Sawyer Robertson, Baylor	342.6	Braylon Braxton, Southern Miss.	247.2
Passing Yards per Completion (126 ranked)	AJ Swann	52	4	12.41	Tommy Castellanos, Florida St.	18.84	Colton Joseph, Old Dominion	14.06
Points Responsible For (199 ranked)	AJ Swann	147	11	36	Fernando Mendoza, Indiana Sawyer Robertson, Baylor	108 108	Braylon Braxton, Southern Miss. Colton Joseph, Old Dominion	72 72
Points Responsible For Per Game (180 ranked)	AJ Swann	118	10	9.0	Fernando Mendoza, Indiana Sawyer Robertson, Baylor	21.6 21.6	Colton Joseph, Old Dominion	18.0
Punt Return TDs (3 ranked)					Vicari Swain, South Carolina	3	Zach Ruffin, Southern Miss.	1
Punt Returns (78 ranked)	Jaden Barnes	75	7	2.4	Kaden Wetjen, Iowa	31.5	Demarcus Lacey, Marshall	15.1
Punting (72 ranked)	Ian Ratliff	39	4	44.2	Grayson Miller, Oklahoma	51.0	Evan Crenshaw, Troy	49.0
Receiving TDs (97 ranked)	Jaden Barnes Dalton Stroman	34 97	4 8	3 2	Chris Brazzell II, Tennessee Jordyn Tyson, Arizona St.	7 7	Camden Brown, Ga. Southern Beau Sparks, Texas St.	5 5
Receiving Yards (199 ranked)	Jaden Barnes Dalton Stroman	50 70	6 8	337 302	Makai Lemon, Southern California	589	Devin Voisin, South Alabama	457
Receiving Yards Per Game (200 ranked)	Jaden Barnes Dalton Stroman Izayah Cummings	26 47 178	4 7 13	84.3 75.5 48.0	Danny Scudero, San Jose St.	128.5	Beau Sparks, Texas St.	92.5
Receptions Per Game (190 ranked)	Jaden Barnes Izayah Cummings Dalton Stroman	20 71 115	4 6 9	6.00 4.75 4.00	Easton Messer, Fla. Atlantic	9.25	Beau Sparks, Texas St.	7.00
Rush Yards Per Carry (156 ranked)	Rashod Dubinion	43	7	5.83	Robert Henry, UTSA	9.18	Colton Joseph, Old Dominion	8.16
Rushing TDs (87 ranked)					Jonah Coleman, Washington Ahmad Hardy, Missouri Antwan Raymond, Rutgers	9 9 9	Kentrel Bullock, South Alabama Brad Jackson, Texas St. Zylan Perry, Louisiana	5 5 5
Rushing Yards (200 ranked)	Rashod Dubinion	8	1	513	Ahmad Hardy, Missouri	730	Rashod Dubinion, App State	513
Rushing Yards Per Game (200 ranked)	Rashod Dubinion	4	1	128.3	Robert Henry, UTSA	156.0	Rashod Dubinion, App State	128.3
Sacks (92 ranked)	Kevin Abrams-Verwayne Thomas Davis	61 92	4 8	0.63 0.50	John Henry Daley, Utah	1.30	Dylan Howell, ULM	1.00
Scoring (200 ranked)					Jonah Coleman, Washington	15.0	Tony Sterner, Louisiana	7.8
Solo Tackles (23 ranked)					Quinton Urwiler, NIU	6.75	Josiah Robinson, Georgia St.	5.00
Tackles For Loss (32 ranked)					Caden Curry, Ohio St.	2.00	MJ Stroud, Ga. Southern	1.30
Total Interceptions (61 ranked)	DJ Burks Elijah Mc-Cantos Ja'Den McBurrows	12 61 61	2 7 7	2 1 1	Aamaris Brown, UNLV Hezekiah Masses, California	4 4	Boogie Trotter, Marshall	3

Statistic	Player	National Rank	Conference Rank	Value	National Leader	Value	Conference Leader	Value
Total Offense (200 ranked)	AJ Swann Rashod Dubinion	66 130	5 13	242.0 128.3	Taylen Green, Arkansas	367.8	Colton Joseph, Old Dominion	316.8
Total Points Scored (146 ranked)					Kansei Matsuzawa, Hawaii	62	Tony Sterner, Louisiana	39
Total Tackles (488 ranked)	Colton Phares Zyeir Gamble	198 461	22 53	6.0 4.7	Owen Long, Colorado St.	13.0	Chris Jones, Southern Miss.	10.6
Total Touchdowns (140 ranked)	Jaden Barnes	140	12	3	Jonah Coleman, Washington	10	5 players tied	5
Yards per Pass Attempt (126 ranked)	AJ Swann	70	4	7.43	Tommy Castellanos, Florida St.	12.11	Carlos Del Rio-Wilson, Marshall	9.80
Yards per Reception (200 ranked)	Dalton Stroman Jaden Barnes	38 159	4 11	18.88 14.04	Stephon Johnson, Houston	29.38	Chris Dawn, Jr., Texas St.	20.00

GAME 1	FINAL				
APP STATE	0	17	10	7	— 34
Charlotte	3	0	0	8	— 11
Aug. 29 - Bank of America Stadium - Charlotte, N.C. - 35,718					



GAME NOTES
App State won its season opener for the sixth time in the last seven years to move to 53-39-3 all-time in season openers.
The Mountaineers improved to 2-0 at Bank of America Stadium (both in Duke's Mayo Classic games) and improved to 4-0 all-time against the Charlotte 49ers.
First-time starters for the Mountaineers included QB AJ Swann, RB Rashod Dubinion, WR Jaden Barnes, WR William Fowles, TE Izayah Cummings, LG Shamarr Jackson, C Will Flowers, RG Trent Ramsey, RT Tyriq Poindexter, DT Rondo Porter, DT Dylan Manuel, LB Jaelin Willis, LB Colton Phares, DB Ja'Den McBurrows and DB Emory Floyd.
With Dowell Loggains directing the offense, App State racked up 586 total yards (404 passing, 182 rushing) for its highest yardage output since racking up 629 against Georgia Southern in 2022.
Swann's 368 passing yards rank as the seventh-highest total for a game in App State's FBS history, and his 31 completions are tied for eighth place in App State's single-game records.
Swann and JJ Kohl spread the ball to 10 different receivers on the night.
App State scored on all five of its red-zone chances, went 7-for-15 on third downs and 2-for-2 on fourth downs.
Kevin Abrams-Verwayne was constantly creating havoc in the backfield and was credited with four tackles, half a TFL, two pass breakups and a hurry.
App State's six TFLs came from Zyeir Gamble, McBurrows, Hasz, Brayshaw Littlejohn, Bucci Farmer (half) and Abrams-Verwayne (half).
In his first game, true freshman kicker Dominic De Freitas cashed in both of his field-goal attempts.

TEAM TOTALS	APP	CLT
First Downs		
Total	32	15
Rushing	10	4
Passing	21	7
Penalty	1	4
Rushing		
Total (Net)	182	76
Attempts	38	29
Avg. Per Rush	4.8	2.6
Rushing TDs	1	0
Yds. Gained	187	94
Yds. Lost	5	18
Passing		
Total (Net)	404	142
Comp.-Att.-Int.	33-50-0	13-25-1
Avg. / Att.	8.1	5.7
Avg. / Comp.	12.2	10.9
TDs	3	1
Total Offense		
Yards	586	218
Plays	88	54
Avg. / Play	6.7	4
Fumbles - Lost	1-1	1-1
Penalties - Yds.	9-98	7-54
Punting		
Punts - Yds.	3-110	6-290
Avg. / Punt	36.7	48.3
Inside 20	2	1
50+ Yds.	0	5
Touchbacks	0	1
Fair Catch	3	0
Kickoffs		
Total - Yds.	6-390	3-195
Avg. Yds. / Kickoff	65.0	65.0
Touchbacks	6	2
Returns		
Punt: Total - Yds. - TDs	5-6-0	0-0-0
Punt: Avg. / Return	1.2	0
Kickoff: Total - Yds. - TDs	1-10-0	0-0-0
Kickoff: Avg. / Return	10.0	0
INT: Total - Yds. - TDs	1-0-0	0-0-0
Fumble: Total - Yds. - TDs	1-8-0	0-0-0
Miscellaneous		
Misc. Yards	0	0
Poss. Time	33:58	26:02
3rd. Down Conv.	7 of 15	4 of 14
4th. Down Conversions	2 of 2	2 of 2
Red-Zone: Scores - Chances	5-5	1-2
Sacks: Total - Yds.	0-0	1-5
PAT: Total - Made	4-4	0-0
2PT Conversion: Total - Made	0-0	1-1
Field Goals: Total - Made	2-2	1-1

Mountaineers Dominate 49ers in Loggains' Debut

CHARLOTTE, N.C. — New starting quarterback AJ Swann completed 31 of 46 passes for 368 yards with three TDs and no interceptions to lead a balanced effort in head coach Dowell Loggains' debut, as App State posted a 34-11 victory on a Friday night in front of 35,718 fans in the Duke's Mayo Classic at Bank of America Stadium.

Jaden Barnes (134 yards on six catches), Kanen Hamlett and true freshman Alex Sanchez caught TD throws from Swann, who set a record for the most passing yards by a quarterback in his App State debut. Dalton Stroman added a career-high eight catches for an offense that totaled 586 yards, including 111 yards and a Wildcat-style touchdown on 22 carries from Rashod Dubinion (142 total yards thanks to five catches).

Defensive coordinator DJ Smith's group limited the 49ers to three points through three quarters and forced two big turnovers, starting with Ja'Den McBurrows' diving interception that followed Barnes' 10-yard touchdown reception and contributed to a 10-point outburst in the final 36 seconds of the first half.

True freshman Dominic De Freitas' 47-yard field goal on his first career attempt extended what was a 7-3 lead late in the half to a 17-3 margin at the break, and he added another field goal before Swann's touchdown pass to Hamlett pushed the advantage to 27-3 in the third quarter.

That score remained the same into the fourth quarter thanks to App State safety Dylan Hasz's forced fumble on a first-and-goal carry from the App State 3, with linebacker Kyle Arnholt scooping up the loose ball.

The Mountaineers held Charlotte to 218 offensive yards, including just 76 rushing yards on 29 attempts. McBurrows and Zyeir Gamble led the defense with six tackles apiece, and Colton Phares contributed five.

Charlotte took its only lead at 3-0 on a 42-yard field goal to close a drive that began at the 49ers' 20 following a touchback on a fumble recovery that occurred when Barnes fumbled right before crossing the end zone for what would have been a 59-yard touchdown. The Mountaineers went ahead for good on Dubinion's 2-yard keeper.

SCORING SUMMARY									
Team	Qtr	Time	Scoring Play	Plays	Time	Score			
CLT	1st	1:21	Boyd 42 yd FG	13-55	6:28	0-3			
APP	2nd	8:38	Dubinion 2 yd run (De Freitas kick)	9-81	3:18	7-3			
APP	2nd	0:36	Barnes 10 yd pass from Swann (De Freitas kick)	14-80	4:36	14-3			
APP	2nd	0:00	De Freitas 47 yd FG	5-22	0:23	17-3			
APP	3rd	10:22	De Freitas 35 yd FG	10-58	4:38	20-3			
APP	3rd	4:27	Hamlett 19 yd pass from Swann (De Freitas kick)	11-73	4:16	27-3			
CLT	4th	10:25	Mason 16 yd pass from Harrell (two-point pass)	11-57	5:55	27-11			
APP	4th	4:00	Sanchez 1 yd pass from Swann (De Freitas kick)	12-75	6:25	34-11			

STAT LEADERS									
APP STATE					CHARLOTTE				
Rushing	Att.	Yds	TD		Rushing	Att.	Yds	TD	
Dubinion	22	111	1		Stokes	15	49	0	
Lewis	8	32	0		Harrell	6	22	0	
Swann	4	30	0		Gainey Jr.	2	5	0	
Alexander	4	14	0		Smith	5	2	0	
Totals	38	187	1		Nicholas	1	-2	0	
					Totals	29	76	0	
Passing	Cmp-Att-Int	Yds	TD		Passing	Cmp-Att-Int	Yds	TD	
Swann	31-46-1	368	3		Harrell	13-24-1	142	1	
Kohl	2-4-0	36	0		Loftis	0-1-0	0	0	
Totals	33-50	404	3		Totals	13-25-1	142	1	
Receiving	No.	Yds	TD		Receiving	No.	Yds	TD	
Barnes	6	134	1		Olson	2	56	0	
Stroman	8	88	0		Mason	2	29	1	
Cummings	5	57	0		Burris	2	22	0	
Dubinion	5	31	0		Stokes	2	6	0	
Larkins	3	27	0		Brown	1	12	0	
Fowles	2	30	0		Nicholas	1	9	0	
Grier	1	19	0		McGowan	1	7	0	
Hamlett	1	19	1		Smith	1	5	0	
Sanchez	1	1	1		Gainey Jr.	1	-4	0	
Coleman	1	-2	0		Totals	13	142	1	
Totals	33	404	3						

GAME 2						FINAL
Lindenwood	0	6	0	7	—	13
APP STATE	14	0	3	3	—	20

Sept. 6 - Kidd Brewer Stadium - Boone, N.C. - 34,921



GAME NOTES

App State won its home opener for the third straight year and improved to 71-21-2 all-time in home openers. The only such loss since 2014 was the 63-61 shootout against North Carolina in 2022.

The Mountaineers won for the fourth time at the FBS level when committing four turnovers, a feat last accomplished at ULM in 2023 (41-40 victory). The other games were in 2021 (31-7 vs. South Alabama) and 2015 (34-27 at South Alabama).

App State held a 20-6 lead when it committed its fourth turnover with less than 10 minutes left, and an improbable TD resulted from a hail-mary-style heave on a fourth-and-14 play. The Lions recovered the onside kick with 3:28 left, but Elijah Mc-Cantos picked off another desperate heave on a fourth-and-7 play from the App State 43.

Rashod Dubinion's 25 carries for 194 yards gave him the 10th-best single-game yardage total in App State's FBS era.

Dalton Stroman improved his career total to 11 receptions of at least 40 yards thanks to gains of 72 and 47 yards.

App State's defense was dominant against Lindenwood, holding the Lions to 216 total yards, -1 rushing yards and 3-of-17 on third downs.

The Mountaineers had most recently held an opponent to negative rushing yards in 2001 (-14 vs. West Virginia Tech).

The Mountaineers' eight sacks marked the highest total in the program's FBS era. The last time an App State team racked up eight sacks was in 1997 against Western Carolina.

Colton Phares led all Mountaineer tacklers with a career-high eight.

Dominic De Freitas went 2-for-2 on field goals for the second straight game.

TEAM TOTALS	LU	APP
First Downs		
Total	13	20
Rushing	4	8
Passing	8	12
Penalty	1	0
Rushing		
Total (Net)	-1	209
Attempts	33	33
Avg. Per Rush	0.0	6.3
Rushing TDs	1	0
Yds. Gained	64	224
Yds. Lost	65	15
Passing		
Total (Net)	217	294
Comp.-Att.-Int.	20-36-2	19-34-1
Avg. / Att.	6.0	8.6
Avg. / Comp.	10.9	15.5
TDs	1	2
Total Offense		
Yards	216	503
Plays	69	67
Avg. / Play	3.1	7.5
Fumbles - Lost	1-0	3-3
Penalties - Yds.	3-30	9-80
Punting		
Punts - Yds.	8-350	2-88
Avg. / Punt	43.8	44
Inside 20	2	0
50+ Yds.	1	0
Touchbacks	0	0
Fair Catch	1	1
Kickoffs		
Total - Yds.	2-130	5-323
Avg. Yds. / Kickoff	65.0	64.6
Touchbacks	1	3
Returns		
Punt: Total - Yds. - TDs	0-0-0	5-18-0
Punt: Avg. / Return	0	3.6
Kickoff: Total - Yds. - TDs	1-39-0	1-28-0
Kickoff: Avg. / Return	39.0	28.0
INT: Total - Yds. - TDs	1--3-0	2-27-0
Fumble: Total - Yds. - TDs	0-0-0	0-0-0
Miscellaneous		
Misc. Yards	0	0
Poss. Time	35:08	24:52
3rd. Down Conv.	3 of 17	6 of 13
4th. Down Conversions	2 of 4	0 of 2
Red-Zone: Scores - Chances	2-2	3-3
Sacks: Total - Yds.	1-8	8-54
PAT: Total - Made	1-2	2-2
2PT Conversion: Total - Made	0-0	0-0
Field Goals: Total - Made	0-0	2-2

App State Starts Fast, Hangs On In Home Opener

BOONE, N.C. — An exhilarating start and a high-anxiety finish bookended App State's home opener in a sold-out Kidd Brewer Stadium. In head coach Dowell Loggains' first game at The Rock, before a crowd of 34,921, the Mountaineers used a 20-13 win against FCS program Lindenwood to improve to 2-0 for the first time since 2019.

App State scored a long touchdown on the first play from scrimmage and held a 14-0 lead after one quarter, but four turnovers kept the Lions within striking distance, and a series of wild plays over the last four minutes enabled Lindenwood to have possession in App State territory with a chance to tie the game or even take the lead.

Elijah Mc-Cantos intercepted a fourth-down heave at the App State 16 with less than two minutes left, and one offensive first down sealed a win in which the Mountaineers finished with a 503-216 advantage in total yards, including minus-1 rushing yards from the Lions (0-2).

App State's defense recorded eight sacks — the highest total in the program's FBS era — and 16 TFLs, with Mc-Cantos and DJ Burks (first-quarter INT, plus a forced fumble that Lindenwood recovered) accounting for takeaways. Kevin Abrams-Verwayne, Aiden Benton and Caleb Sandstrom had 1.5 sacks apiece, while Thomas Davis (3.0 TFLs), Dylan Manuel (2.0 TFLs) and Brayshaw Littlejohn had one sack apiece.

Offensively, Dalton Stroman's 72-yard touchdown on the opening play of the game and a 47-yard gain on a near-touchdown a few minutes later were part of a career-high 142 yards on three connections with AJ Swann. Rashod Dubinion's 25 carries for 194 yards gave App State its best individual rushing total in a game since Camerun Peoples set a school record with 317 yards in the 2020 Myrtle Beach Bowl.

App State didn't score a TD over the final 48 minutes, settling for short, second-half field goals of 29 and 24 yards from Dominic De Freitas.

The Mountaineers won for the fourth time at the FBS level when committing four turnovers, a feat last accomplished at ULM in 2023. Those turnovers came in the form of two fumbles in the running game, one interception and, similar to a play early in the Charlotte opener, a fumble moments before the receiver crossed the goal line on a potential touchdown.

SCORING SUMMARY

Team	Qtr	Time	Scoring Play	Plays	Time	Score
APP	1st	14:42	Stroman 72 yd pass from Swann (De Freitas kick)	1-72	0:11	7-0
APP	1st	3:32	Barnes 13 yd pass from Swann (De Freitas kick)	6-75	2:27	14-0
LU	2nd	7:15	Glantz 1 yd run (kick blocked)	8-54	4:31	14-6
APP	3rd	5:36	De Freitas 29 yd FG	12-67	4:31	17-6
APP	4th	14:12	De Freitas 24 yd FG	11-61	4:06	20-6
LU	4th	3:34	Bond 24 yd pass from Glantz (Graham kick)	9-46	5:41	20-13

STAT LEADERS

LINDENWOOD					APP STATE				
Rushing	Att.	Yds	TD		Rushing	Att.	Yds	TD	
Rhodes	11	20	0		Dubinion	25	194	0	
Woods	3	3	0		Swann	4	15	0	
Hall	1	-3	0		Lewis	1	4	0	
Glantz	18	-21	1		Keith	1	3	0	
Totals	33	-1	1		Team	2	-7	0	
					Totals	33	209	0	
Passing	Cmp-Att-Int	Yds	TD		Passing	Cmp-Att-Int	Yds	TD	
Glantz	20-36-2	217	1		Swann	19-34-1	294	2	
Totals	20-36-2	217	1		Totals	19-34-1	294	2	
Receiving	No.	Yds	TD		Receiving	No.	Yds	TD	
Bond	7	102	1		Stroman	3	142	1	
Rhodes	6	37	0		Barnes	8	71	1	
Fugitt	3	37	0		Cummings	4	33	0	
Krobath	3	35	0		Fowles	1	17	0	
Smith	1	6	0		Hamlett	1	16	0	
Totals	20	217	1		Lawson Jr.	1	12	0	
					Dubinion	1	3	0	
					Totals	19	294	2	

GAME 3					FINAL
APP STATE	7	0	7	8	— 22
Southern Miss	7	10	7	14	— 38

Sept. 13 - M.M. Roberts Stadium - Hattiesburg, Miss. - 24,534



GAME NOTES
The Mountaineers outgained their opponent in total yards (470-389) for the third time in as many games.
App State lost the turnover battle (3-1) for the second straight game.
Since joining the Sun Belt Conference, App State is now 9-3 in league openers and lost its second straight.
True freshman quarterback Noah Gillon made his college debut in relief of injured starter AJ Swann. True freshman offensive lineman Denell Nix Jr. also made his debut after senior OT Jayden Ramsey was injured on the same play.
Running back Rashod Dubinion rushed for 95 yards on 24 carries with his second touchdown of the season. He has amassed 400 rushing yards through three games for a 133.3-yard average.
True freshman running back Jaquari Lewis scored a third-quarter touchdown on a 10-yard sprint up the middle to cut the Golden Eagles' lead to 10. He rushed twice for 12 yards, caught four passes for 28 yards and scored a two-point conversion.
Jaden Barnes went over 100 receiving yards for the second time in three games as a Mountaineer, catching 10 passes for 132 yards and a touchdown. He's the first Mountaineer to amass double-digit catches in a game since Kaedin Robinson had 10 against ULM in 2023.
Playing against his former team, QB Billy Wiles led a scoring drive to close the game, going 5-for-5 passing and tossing a 3-yard touchdown.
This was defensive back DJ Burks' second straight game with an interception. He made a one-handed catch off an Emory Floyd deflection in the third quarter.
Linebacker Colton Phares led the team with eight tackles, including three TFLs.

TEAM TOTALS	APP	USM
First Downs		
Total	27	18
Rushing	10	4
Passing	13	12
Penalty	4	2
Rushing		
Total (Net)	95	110
Attempts	38	25
Avg. Per Rush	2.5	4.4
Rushing TDs	2	2
Yds. Gained	143	125
Yds. Lost	48	15
Passing		
Total (Net)	375	279
Comp.-Att.-Int.	31-52-3	22-31-1
Avg. / Att.	7.2	9.0
Avg. / Comp.	12.1	12.7
TDs	1	2
Total Offense		
Yards	470	389
Plays	90	56
Avg. / Play	5.2	6.9
Fumbles - Lost	0-0	1-0
Penalties - Yds.	7-65	9-74
Punting		
Punts - Yds.	4-177	4-124
Avg. / Punt	44.2	31
Inside 20	0	1
50+ Yds.	0	0
Touchbacks	0	0
Fair Catch	1	1
Kickoffs		
Total - Yds.	2-130	7-455
Avg. Yds. / Kickoff	65.0	65.0
Touchbacks	2	6
Returns		
Punt: Total - Yds. - TDs	0-0-0	2-1-0
Punt: Avg. / Return	0	0.5
Kickoff: Total - Yds. - TDs	1-25-0	0-0-0
Kickoff: Avg. / Return	25.0	0
INT: Total - Yds. - TDs	1-0-0	3-117-1
Fumble: Total - Yds. - TDs	0-0-0	0-0-0
Miscellaneous		
Misc. Yards	0	0
Poss. Time	36:36	23:24
3rd. Down Conv.	6 of 18	4 of 9
4th. Down Conversions	2 of 4	0 of 0
Red-Zone: Scores - Chances	3-6	4-4
Sacks: Total - Yds.	1-9	5-42
PAT: Total - Made	2-2	5-5
2PT Conversion: Total - Made	1-1	0-0
Field Goals: Total - Made	0-1	1-1

App State Drops Sun Belt Opener At Southern Miss

HATTIESBURG, Miss. — App State hit the road for its Sun Belt Conference opener and suffered a 38-22 loss at Southern Miss.

Despite falling behind 24-7, with three first-half interceptions on plays inside the Southern Miss 10, including a 99-yard return for a touchdown, the Mountaineers (2-1, 0-1) pulled within 24-14 when true freshman running back Jaquari Lewis took a handoff from true freshman quarterback Noah Gillon and scored his first touchdown.

Elijah Mc-Cantos recovered an onside kick, but a 49-yard field goal aimed at making it a one-score game sailed wide. Southern Miss then broke the game open by scoring TDs on each of its next two possessions.

AJ Swann completed 15 of 23 passes for 217 yards but was helped off the field after his third INT and didn't return. Gillon, a Mississippi native, completed 11 of 24 passes for 109 yards in his first career game appearance before giving way to former USM QB Billy Wiles.

App State's first-half INTs were on snaps from the USM 4, 4 and 7.

The first miscue — stopping a productive opening drive — was an end-zone pick that followed a low snap from the 4 and a rushed throw. The Mountaineers did take the lead on Dubinion's 2-yard TD run on the next series, but Southern Miss scored the next 24 points.

The Golden Eagles answered App State's score with a TD drive and took the lead on a field goal early in the second quarter. App State quickly marched back down the field, and Swann's third-and-goal pass from the 4 sailed toward an open Dubinion. A lunging Dubinion tried to corral the pass, but as his momentum carried him down to the ground, the ball popped up into the air and into the hands of safety Ian Foster, who had no one near him as he started his 99-yard return.

App State again moved inside the 10 on the next drive. On a third-and-goal pass from a 7, USM picked off a forced pass into the end zone. Swann and OT Jayden Ramsey had to be helped off the field in the aftermath.

SCORING SUMMARY						
Team	Qtr	Time	Scoring Play	Plays	Time	Score
APP	1st	7:02	Dubinion 2 yd run (De Freitas kick)	7- 62	2:50	7-0
USM	1st	4:05	Pittman 5 yd run (Harradine kick)	10- 75	2:57	7-7
USM	2nd	14:09	Harradine 39 yd FG	9- 52	3:42	7-10
USM	2nd	10:40	Foster 99 yd interception (Harradine kick)			7-17
USM	3rd	11:20	Briggs Jr. 8 yd pass from Braxton (Harradine kick)	9- 75	3:40	7-24
APP	3rd	1:06	Lewis 10 yd run (De Freitas kick)	12- 70	4:45	14-24
USM	4th	11:23	Pittman 9 yd run (Harradine kick)	5- 69	2:07	14-31
USM	4th	9:29	Davis 21 yd pass from Braxton (Harradine kick)	3- 61	0:54	14-38
APP	4th	0:51	Barnes 3 yd pass from Wiles (Lewis catch)	9- 70	3:19	22-38

STAT LEADERS				
APP STATE				
Rushing	Att.	Yds	TD	
Dubinion	24	95	1	
Lewis	2	12	1	
Swann	1	6	0	
Wiles	3	3	0	
Gillon	8	-21	0	
Totals	38	95	2	
Passing	Cmp-Att-Int	Yds	TD	
Swann	15-23-3	217	0	
Gillon	11-24-0	109	0	
Wiles	5-5-0	49	1	
Totals	31-52-3	375	1	
Receiving	No.	Yds	TD	
Barnes	10	132	1	
Cummings	7	82	0	
Stroman	4	65	0	
Lewis	4	28	0	
Lawson Jr.	2	30	0	
Fowles	2	27	0	
Larkins	1	6	0	
Coleman	1	5	0	
Totals	31	375	1	
SOUTHERN MISS				
Rushing	Att.	Yds	TD	
Plttman	6	39	2	
Braxton	7	27	0	
Briggs Jr.	3	21	0	
Jones	3	13	0	
Metcalf	2	8	0	
Carter	1	7	0	
Lyddy	1	-1	0	
Team	2	-4	0	
Totals	25	110	2	
Passing	Cmp-Att-Int	Yds	TD	
Braxton	22-30-1	279	2	
Lyddy	0-1-0	0	0	
Totals	22-31-1	279	2	
Receiving	No.	Yds	TD	
Chapman	4	112	0	
Pittman	4	19	0	
Metcalf	3	66	0	
Davis	3	30	1	
Brown	3	22	0	
Briggs Jr.	2	22	1	
Heath	2	20	0	
Morris	1	-2	0	
Totals	22	279	2	

GAME 4					FINAL
APP STATE	0	7	7	0	— 14
Boise State	14	10	9	14	— 47

Sept. 27 - Albertsons Stadium - Boise, Idaho - 32,904



GAME NOTES	
App State fell to 0-2 all-time against Boise State, with both games occurring in Boise.	
App State lost the turnover battle (4-0) for the third straight game.	
The Mountaineers committed three turnovers in the fourth quarter, when AJ Swann, Noah Gillon and Billy Wiles all took snaps at quarterback.	
Wide receivers Jaden Barnes and Dalton Stroman entered the game averaging a combined 13 catches for 210.7 yards per contest, but the only successful connection was Stroman's TD catch in the second-quarter. Izayah Cummings led App State with 20 receiving yards.	
Defensive linemen DeNigel Cooper and Caleb Sandstrom made their first starts as Mountaineers.	
Among AJ Swann's 11 completions was a 2-yard pass to himself after a Boise State defensive lineman batted the ball in the air.	
Jose Leon snagged his first three career catches in his collegiate debut.	
The Mountaineer defense made nine tackles for loss, including 2.5 by Joseph Bakhole and one each by Emory Floyd, Brayshaw Littlejohn, Jordan Favors and Kevin Abrams-Verwayne. Bakhole and Abrams-Verwayne produced the team's two sacks in the game.	
Jaelin Willis led the team with 10 tackles, his most as a Mountaineer.	
Ian Ratliff punted seven times for a 47.4-yard average, including two punts of 50+ yards. Boise State returned only one of them for no gain.	
In a game that featured two of the country's best teams over the last decade, Boise State earned its 97th win during that span, while App State remained at 95 wins.	

TEAM TOTALS	APP	BSU
First Downs		
Total	9	25
Rushing	4	7
Passing	3	15
Penalty	2	3
Rushing		
Total (Net)	119	152
Attempts	29	44
Avg. Per Rush	4.1	3.5
Rushing TDs	1	0
Yds. Gained	141	187
Yds. Lost	22	35
Passing		
Total (Net)	65	321
Comp.-Att.-Int.	12-28-3	25-38-0
Avg. / Att.	2.3	8.4
Avg. / Comp.	5.4	12.8
TDs	1	4
Total Offense		
Yards	184	473
Plays	57	82
Avg. / Play	3.2	5.8
Fumbles - Lost	1-1	2-0
Penalties - Yds.	11-94	5-55
Punting		
Punts - Yds.	7-332	4-164
Avg. / Punt	47.4	41
Inside 20	0	2
50+ Yds.	3	0
Touchbacks	1	0
Fair Catch	5	3
Kickoffs		
Total - Yds.	3-203	9-578
Avg. Yds. / Kickoff	67.7	64.2
Touchbacks	1	7
Returns		
Punt: Total - Yds. - TDs	1-45-0	1-0-0
Punt: Avg. / Return	45.0	0.0
Kickoff: Total - Yds. - TDs	2-32-0	1-13-0
Kickoff: Avg. / Return	16.0	13.0
INT: Total - Yds. - TDs	0-0-0	3-57-2
Fumble: Total - Yds. - TDs	0-0-0	0-0-0
Miscellaneous		
Misc. Yards	0	0
Poss. Time	21:50	38:10
3rd. Down Conv.	2 of 13	9 of 18
4th. Down Conversions	1 of 1	2 of 3
Red-Zone: Scores - Chances	2-2	3-4
Sacks: Total - Yds.	2-24	5-27
PAT: Total - Made	2-2	5-5
2PT Conversion: Total - Made	0-0	0-1
Field Goals: Total - Made	0-0	2-2

Boise State Pulls Away From App State On Blue Turf

BOISE, Idaho — A second-half touchdown drew App State within striking range, but Boise State responded with a dominant stretch of play to pull away in a 47-14 victory at sold-out Albertsons Stadium.

Trailing by 17 early in the third quarter, App State (2-2) forced a Boise State punt and delivered two big plays to pull within 24-14, but the Broncos (3-1) put up 23 more points over the next 15-plus minutes, capping the run with their second pick-six interception return.

Rashod Dubinion totaled 113 yards on 17 carries to lead the App State offense, which committed four turnovers, gave up five sacks and was held to 65 yards passing after averaging 357.7 through the first three games.

Trailing 21-0, with a 26-yard INT return included in that, App State responded with a 14-play, 75-yard touchdown drive that ended with a Dalton Stroman score in the final 80 seconds of the half. Boise State did respond with a quick march into scoring range to kick a field goal.

A big special teams play early in the third quarter produced some short-lived momentum for the Mountaineers.

The Broncos punted toward the front-right pylon, but returner Jaden Barnes drew several defenders his way by acting like he was going to catch the ball on the other half of the field. Juan Berchal, who had run down the field toward the pylon as the play was unfolding, caught the punt and sprinted 45 yards down the sideline.

Dubinion gained a season-long 39 yards on a second-down rush to the Broncos' 3, and Jaquari Lewis scored on the next play.

Boise State answered with a drive that produced a 40-yard field goal for a 27-14 lead and scored three more touchdowns, capped by linebacker Boen Phelps' 33-yard interception return.

SCORING SUMMARY

Team	Qtr	Time	Scoring Play	Plays	Time	Score
BSU	1st	9:49	Caples 10 yd pass from Madsen (Boomer kick)	10-75	5:11	0-7
BSU	1st	1:49	McCoy 26 yd interception return (Boomer kick)			0-14
BSU	2nd	7:07	Ford 14 yd pass from Madsen (Boomer kick)	10-80	5:53	0-21
APP	2nd	1:16	Stroman 7 yd pass from Swann (De Freitas kick)	14-75	5:51	7-21
BSU	2nd	0:05	Boomer 25 yd FG	9-62	1:11	7-24
APP	3rd	10:40	Lewis 3 yd run (De Freitas kick)	3-42	0:46	14-24
BSU	3rd	5:59	Boomer 40 yd FG	11-58	4:35	14-27
BSU	3rd	1:24	Brown 29 yd pass from Madsen (Boomer kick)	7-58	3:07	14-33
BSU	4th	10:47	Caples 34 yd pass from Madsen (Boomer kick)	8-69	4:07	14-40
BSU	4th	10:21	Phelps 33 yd interception return (Boomer kick)			14-47

STAT LEADERS

APP STATE			
Rushing	Att.	Yds	TD
Dubinion	17	113	0
Lewis	7	23	1
Wiles	2	4	0
Swann	3	-21	0
Totals	29	119	1
Passing	Cmp-Att-Int	Yds	TD
Swann	11-24-2	64	1
Gillon	0-2-0	0	0
Wiles	1-2-1	1	0
Totals	12-28-3	65	1
Receiving	No.	Yds	TD
Cummings	3	20	0
Leon	3	12	0
Fowles	1	12	0
Dubinion	1	10	0
Stroman	1	7	1
Swann	1	2	0
Larkins	1	1	0
Lewis	1	1	0
Totals	12	65	1

BOISE STATE			
Rushing	Att.	Yds	TD
Gaines	12	69	0
Sherrod	9	49	0
Riley	16	46	0
Knothe	3	12	0
Team	1	-1	0
Cutforth	1	-9	0
Madsen	2	-14	0
Totals	44	152	0
Passing	Cmp-Att-Int	Yds	TD
Madsen	25-37-0	321	4
Cutforth	0-1-0	0	0
Totals	25-38-0	321	4
Receiving	No.	Yds	TD
Caples	5	84	2
Marshall	3	52	0
Ford	3	45	1
Lauter	3	45	0
Wagner	3	29	0
Brown	1	29	1
Sherrod	3	21	0
Bates	1	11	0
Gaines	2	5	0
Riley	1	0	0
Totals	37	321	4

LEADING PLAYER GAMES/STARTS		
Player	Career NCAA Games	Career Starts (In a Row)
Izayah Cummings	55 (4 App)	8 FBS (4)
Myles Farmer	51 (7 App)	16 FBS
Dalton Stroman	41	6 (3)
Kyle Arnholt	40	20 (1)
David Larkins	38	7 (4)
Jordan Favors	38	16
Ethan Johnson	38	30 (14)
Rashod Dubinion	35 (4 App)	11 FBS (4)
DJ Burks	31	7
Shawn Collins	30 (24 App)	13
Thomas Davis	30 (29 App)	13 (4)
Kanen Hamlett	29	2
Ronnie Porter	29 (4 App)	0
Will Flowers	29 (4 App)	23 NCAA (4)
Dylan Hasz	28 (4 App)	3 FBS (3)
Griffin Scroggs	28	5
Elijah Mc-Cantos	27 (15 App)	5 (2)
Jaden Barnes	27 (4 App)	13 NCAA
Ahmad Robinson	27 (4 App)	N/A
Tyriq Poindexter	27 (1 App)	24 NCAA
Cristian Conyer	26 (4 App)	N/A
Kanye Roberts	25	9
Joseph Bakhole	24 (3 App)	10 NCAA
Kevin Abrams-Verwayne	24	7
Jayden Ramsey	24	12 (11)
Ja'Den McBurrows	22 (3 App)	3 FBS
Shamarr Jackson	21 (4 App)	13 FBS (4)
Rondo Porter	21 (4 App)	4 FBS (4)
AJ Swann	21 (4 App)	16 FBS (4)

OVERTIME RESULTS		
App State is 7-11 all-time in overtime games, including 2-6 at the FBS level. Fourteen of the 18 OT games have been played on the road.		
Date	Opponent	Result
11/18/23	at #18 James Madison	W, 26-23 (OT)
9/9/23	at #17 North Carolina	L, 40-34 (2OT)
11/26/22	at Georgia Southern	L, 51-48 (2OT)
9/1/18	at #9 Penn State	L, 45-38 (OT)
10/28/17	at UMass	L, 30-27 (2OT)
9/1/16	at #9 Tennessee	L, 20-13 (OT)
10/31/15	Troy	W, 44-41 (3OT)
10/11/14	Liberty	L, 55-48 (OT)
10/5/13	at The Citadel	L, 31-28 (OT)
12/1/12	Illinois State	L, 38-37 (OT)
11/6/10	at Georgia Southern	L, 21-14 (OT)
10/3/09	at The Citadel	W, 30-27 (OT)
10/21/06	at Georgia Southern	W, 27-20 (2OT)
12/9/00	at Montana	L, 19-16 (OT)
10/3/98	at Wake Forest	W, 30-27 (OT)
11/26/94	at New Hampshire	W, 17-10 (OT)
11/19/94	VMI	L, 26-23 (OT)
10/19/91	at Furman	W, 26-23 (3OT)

2025 TRENDS	
App State's Non-League Record ...	
At Home	1-0
On the road	0-1
Neutral Site	1-0
App State's League Record ...	
At Home	0-0
On the road	0-1
App State's Record in Games ...	
Decided by 1-3 points	0-0
4-7 points	1-0
8-10 points	0-0
11-19 points	0-1
20-29 points	1-0
30+ points	0-1
App State's Record When Scoring ...	
10-19 points	0-1
20-29 points	1-1
30+ points	1-0
App State's Record When Allowing ...	
10 or fewer points	0-0
11-19 points	2-0
20-29 points	0-0
30+ points	0-2
App State's Record in Games ...	
During the day	2-0
At night	1-2
Scoring first	1-1
Opponent scores first	1-1
Leading after 1st quarter	1-0
Trailing after 1st quarter	1-1
Tied after 1st quarter	0-1
Leading at halftime	2-0
Trailing at halftime	0-2
Tied at halftime	0-0
Leading after 3rd quarter	2-0
Trailing after 3rd quarter	0-2
Tied after 3rd quarter	0-0
100-yard rusher	2-1
100-yard receiver	2-1
300-yard passer	1-0
Winning turnover battle	1-0
Losing turnover battle	1-2

#APPSTATENFL	APP STATE BY THE NUMBERS	APP STATE AT A GLANCE
<p>App State has 11 football alums on NFL rosters at this point in the regular season:</p> <p>*Tyrek Funderburk — Minnesota Vikings (CB) Akeem Davis-Gaither – Arizona Cardinals (LB) Nick Hampton — Los Angeles Rams (OLB) ^Cooper Hodges – Jacksonville Jaguars (OL) *Shemar Jean-Charles — Seattle Seahawks (CB) D'Marco Jackson – Chicago Bears (LB) Kendall Lamm – Miami Dolphins (OL) *Ahmani Marshall — Cleveland Browns (RB) Sam Martin – Carolina Panthers (P) ^Jalen McLeod — Jacksonville Jaguars (LB) Ryan Neuzil – Atlanta Falcons (OL)</p> <p>* Practice Squad ^ Injured List</p>	<ul style="list-style-type: none">• After the 2024-25 year, 3.32 cumulative GPA for student-athletes• 3.0+ cumulative GPA for 13 straight years• Fifteen teams boasted a 2025 spring semester GPA above 3.0• Had 454 student-athletes make the university's Chancellor's and Dean's Lists combining the 2024 fall and 2025 spring• App State ranked in the top six among the 14 football-playing members in the Sun Belt with a combined 232 honorees among the lists for the Academic Honor Roll, Commissioner's List and 1A FAR Academic Excellence Award	<ul style="list-style-type: none">• APP STATE made the U.S. News & World Report's "Best Colleges" rankings for 2023–24• APP STATE was listed among the "Best Colleges in America," ranked by value, according to Money.com.• APP STATE has placed among the top 15 public and private Southern universities since U.S. News & World Report's Best Colleges rankings were first published annually in 1987.• APP STATE is a repeat winner at being ranked No. 1 among the Most Innovative Schools among Southern universities.• BOONE, N.C., ranked No. 9 on the 2023 list of Best College Towns in America according to BestColleges.com.• APP STATE'S notable alums include country music stars Luke Combs (CMA's 2020 Male Vocalist of the Year and Album of the Year) and Eric Church (CMA's 2020 Entertainer of the Year), as well as author Stephen Dubner.

GAME-BY-GAME LEADERS

MISCELLANEOUS INFO

2025 STARTING LINEUPS

[illegible]

2025 SCORING DRIVES
(MIDDLE-EIGHT POINTS IN BOLD/ITALIC)

APP STATE SCORING

Opp.	Qtr	Time	Scoring Play	Plays	Time
CLT	2nd	8:38	Dubinion 2 yd run (De Freitas kick)	9-81	3:18
CLT	2nd	0:36	Barnes 10 yd pass from Swann (De Freitas kick)	14-80	4:36
CLT	2nd	0:00	De Freitas 47 yd FG	5-22	0:23
CLT	3rd	10:22	De Freitas 35 yd FG	10-58	4:38
CLT	3rd	4:27	Hamlett 19 yd pass from Swann (De Freitas kick)	11-73	4:16
CLT	4th	4:00	Sanchez 1 yd pass from Swann (De Freitas kick)	12-75	6:25
LU	1st	14:42	Stroman 72 yd pass from Swann (De Freitas kick)	1-72	0:11
LU	1st	3:32	Barnes 13 yd pass from Swann (De Freitas kick)	6-75	2:27
LU	3rd	5:36	De Freitas 29 yd FG	12-67	4:31
LU	4th	14:12	De Freitas 24 yd FG	11-61	4:06
USM	1st	7:02	Dubinion 2 yd run (De Freitas kick)	7- 62	2:50
USM	3rd	1:06	Lewis 10 yd run (De Freitas kick)	12- 70	4:45
USM	4th	0:51	Barnes 3 yd pass from Wiles (Lewis catch)	9- 70	3:19
BSU	2nd	1:16	Stroman 7 yd pass from Swann (De Freitas kick)	14-75	5:51
BSU	3rd	10:40	Lewis 3 yd run (De Freitas kick)	3-42	0:46

OPPONENT SCORING

Team	Qtr	Time	Scoring Play	Plays	Time
CLT	1st	1:21	Boyd 42 yd FG	13-55	6:28
CLT	4th	10:25	Mason 16 yd pass from Harrell (two-point pass)	11-57	5:55
LU	2nd	7:15	Glantz 1 yd run (kick blocked)	8-54	4:31
LU	4th	3:34	Bond 24 yd pass from Glantz (Graham kick)	9-46	5:41
USM	1st	4:05	Pittman 5 yd run (Harradine kick)	10- 75	2:57
USM	2nd	14:09	Harradine 39 yd FG	9- 52	3:42
USM	2nd	10:40	Foster 99 yd interception (Harradine kick)		
USM	3rd	11:20	Briggs 8 yd pass from Braxton (Harradine kick)	9- 75	3:40
USM	4th	11:23	Pittman 9 yd run (Harradine kick)	5- 69	2:07
USM	4th	9:29	Davis 21 yd pass from Braxton (Harradine kick)	3- 61	0:54
BSU	1st	9:49	Caples 10 yd pass from Madsen (Boomer kick)	10-75	5:11
BSU	1st	1:49	McCoy 26 yd interception return (Boomer kick)		
BSU	2nd	7:07	Ford 14 yd pass from Madsen (Boomer kick)	10-80	5:53
BSU	2nd	0:05	Boomer 25 yd FG	9-62	1:11
BSU	3rd	5:59	Boomer 40 yd FG	11-58	4:35
BSU	3rd	1:24	Brown 29 yd pass from Madsen (Boomer kick)	7-58	3:07
BSU	4th	10:47	Caples 34 yd pass from Madsen (Boomer kick)	8-69	4:07
BSU	4th	10:21	Phelps 33 yd interception return (Boomer kick)		

FAST FACTS/GAME LOGS QUARTERBACKS



BILLY WILES
(FAST FACTS)

— Played in fourth quarter at Southern Miss, going 5-for-5 for 49 yards and a TD against his former team and producing his first TD pass in an App State uniform

— Saw limited action against ETSU and Clemson in 2024, with his only pass hitting a receiver in the hands but deflecting for an interception in Death Valley

— Played quarterback at Southern Miss in 2023, starting 10 games, after being a member of Clemson's program from 2021-22 and appearing in one game for the Tigers

— Threw for at least 200 yards in five games for Southern Miss in 2023, as he completed 23 of 41 passes for 287 yards and one touchdown during a 48-38 loss at App State

BILLY WILES' CAREER STATISTICS

Year	GP/GS	Cmp	Att	INT	YDS	TD	YPG
2021 (CU)	1/0	2	4	0	31	1	31.0
2022 (CU)	0/0	0	0	0	0	0	0.0
2023 (SM)	11/10	162	301	7	1,940	11	176.4
2024 (APP)	2/0	0	1	1	0	0	0.0
2025 (APP)	2/0	6	7	1	50	1	25.0
Totals	17/10	170	313	9	2,021	13	118.9

WILES GAME-BY-GAME

2021	Cmp	Att	INT	Yards	TD	Long
UConn	2	4	0	31	1	25

2023	Cmp	Att	INT	Yards	TD	Long
Alcorn State	21	28	1	267	3	38
at Florida St.	11	34	1	154	0	33
Tulane	19	33	0	177	0	39
at Arkansas State	20	36	2	215	2	35
Texas State	21	43	1	275	2	43
Old Dominion	15	26	0	166	0	31
at South Alabama	2	5	0	5	0	3
at App State	23	41	0	287	1	37
ULM	11	23	1	200	1	80
at Louisiana	8	13	0	99	1	23
at Mississippi St.	9	16	1	89	1	44

2024	Cmp	Att	INT	Yards	TD	Long
ETSU	0	0	0	0	0	0
Clemson	0	1	1	0	0	0

2025	Cmp	Att	INT	Yards	TD	Long
at Southern Miss	5	5	0	49	1	19
at Boise State	1	2	1	1	0	1



AJ SWANN
(FAST FACTS)

— Completed 31 of 46 passes for 368 yards with three TDs and no INTs in the 2025 opener, setting a record for the most yards in an App State debut (and the seventh-most passing yards in App State's FBS era)

— Following 2025 opener, named Sun Belt Conference's Offensive Player of the Week, a Manning Award Stars of the Week honoree and a member of the Davey O'Brien Award's Great 8.

— Started in 12 of 15 game appearances for Vanderbilt from 2022-23 before being a backup who played in two games for LSU in 2024

— Totaled 22 TD passes while throwing for 2,731 yards for Vanderbilt from 2022-23

— Threw for 255 yards with four touchdowns and no interceptions in a win against NIU in his first career start (becoming only the second true freshman in the SEC since 2002 to throw four TD passes in his first career start)

— In 2023, when he started the first five games, had 300-yard passing games with three touchdown throws apiece in losses to Wake Forest (314 yards) and UNLV (career-high 335 yards)

— Ranked as high as the No. 19 quarterback nationally in the Class of 2022

AJ SWANN'S CAREER STATISTICS

Year	GP/GS	Cmp	Att	Perc%	YDS	TD	INT	Long
2022 (VU)	9/6	115	198	58.1	1,274	10	2	66
2023 (VU)	6/6	107	196	54.6	1,457	12	7	56
2024 (LSU)	2/0	2	4	50.0	10	0	0	8
2025 (App)	4/4	76	127	59.8	943	6	6	72
Totals	21/16	300	525	57.1	3,684	28	15	72

SWANN GAME-BY-GAME

2022	Cmp	Att	INT	Yards	TD	Long
at Hawaii	3	7	0	51	0	38
vs Wake Forest	8	11	0	146	2	50
at NIU	18	28	0	255	4	31
at Alabama	13	26	0	115	0	22
vs Ole Miss	27	38	0	281	2	36
at Georgia	12	23	0	105	0	22
at Missouri	13	30	1	115	0	31
vs South Carolina	10	18	1	127	2	66
vs Tennessee	11	17	0	79	0	18

2023	Cmp	Att	INT	Yards	TD	Long
vs Hawaii	19	30	0	258	3	41
vs Alabama A&M	15	29	1	194	2	27
at Wake Forest	26	39	2	314	3	50
at UNLV	17	35	1	335	3	56
vs Kentucky	16	40	3	189	0	39
at Tennessee	14	23	0	167	1	27

2024	Cmp	Att	INT	Yards	TD	Long
at Florida	1	1	0	2	0	2
vs Oklahoma	1	3	0	8	0	8

2025	Cmp	Att	INT	Yards	TD	Long
vs Charlotte	31	46	0	368	3	59
vs Lindenwood	19	34	1	294	2	72
at Southern Miss	15	23	3	217	0	42
at Boise State	11	24	2	64	1	12



JJ KOHL
(FAST FACTS)

— Made App State debut in the fourth quarter of the opener, completing 2 of 4 passes for 36 yards

— Totaled four game appearances over two years at Iowa State from 2023-24, transferring with three seasons of eligibility remaining

— Completed 9 of 11 passes for 23 yards and rushed six times for 32 yards in three games as a redshirting true freshman in 2023 before seeing action in one game (vs. Baylor) in 2024

— Ranked as a top-10 QB nationally by ESPN (No. 8) and Rivals (No. 9) in the Class of 2023

— Father, Jamie, was the starting kicker for Iowa State from 1995-98 and is the director for Kohl's Professional Camps

JJ KOHL'S CAREER STATISTICS

Year	GP/GS	Cmp	Att	Perc%	YDS	TD	INT	Long
2023 (ISU)	3/0	9	11	81.8	23	0	0	8
2024 (ISU)	1/0	0	0	0.0	0	0	0	0
2025 (App)	1/0	2	4	50.0	36	0	0	19
Totals	5/0	11	15	73.3	59	0	0	19

KOHL GAME-BY-GAME

2023	Cmp	Att	INT	Yards	TD	Long
UNI	4	5	0	3	0	5
at Oklahoma	4	4	0	14	0	8
at BYU	1	2	0	6	0	6

2024	Cmp	Att	INT	Yards	TD	Long
Baylor	0	0	0	0	0	0

2025	Cmp	Att	INT	Yards	TD	Long
vs Charlotte	2	4	0	36	0	19



NOAH GILLON
(FAST FACTS)

— Prep standout at Tupelo High in Mississippi, located about 3.5 hours north of Hattiesburg, where he won a state 7-A title as a senior and made his collegiate debut against Southern Miss as an App State true freshman

— Helped his team to a perfect 14-0 record as a senior at Tupelo HS

— In three varsity seasons, totaled 5,459 passing yards, 59 touchdown passes and a 62-percent completion rate

— Threw for 1,771 yards with 20 touchdowns and just four interceptions as a senior

— Rated a three-star prospect by 247Sports

NOAH GILLON'S CAREER STATISTICS

Year	GP/GS	Cmp	Att	Perc%	YDS	TD	INT	Long
2025	2/0	11	26	42.3	109	0	0	18
Totals	2/0	11	26	42.3	109	0	0	18

GILLON GAME-BY-GAME

2025	Cmp	Att	INT	Yards	TD	Long
at Southern Miss	11	24	0	109	0	18
at Boise State	0	2	0	0	0	0

FAST FACTS/GAME LOGS **RUNNING BACKS**



**RASHOD DUBINION
(FAST FACTS)**

— His 25 carries for 194 yards vs. Lindenwood gave App State its best individual rushing total since Camerun Peoples set a school record with 317 yards in the 2020 Myrtle Beach Bowl

— Rushed for 111 yards in the 2025 opener and tied his Arkansas high of five catches while totaling 142 offensive yards vs. Charlotte

— Made seven starts in 31 game appearances at Arkansas from 2022-24, with Dowell Loggains being on Arkansas' staff in 2022

— Over three seasons with the Razorbacks, averaged 6.7 yards per carry while rushing 209 times for 888 yards and eight TDs

— Highlights in 2024 included a 15-carry, 112-yard performance against Louisiana Tech and an 11-carry, 98-yard performance with one touchdown against Mississippi State

— Made his first career start in the Liberty Bowl win against Kansas as a true freshman, rushing 20 times for 112 yards and two TDs

— Had 42 catches for 315 yards and two touchdowns at Arkansas from 2022-24

RASHOD DUBINION'S CAREER STATISTICS

Year	GP/GS	Rush	Yards	TD	Lg	Avg
2022 (Ark)	13/1	71	293	5	26	4.1
2023 (Ark)	10/2	82	260	1	15	3.2
2024 (Ark)	8/4	56	335	2	23	6.0
2025 (App)	4/4	88	513	2	39	5.8
Totals	35/11	297	1,401	10	39	4.7

DUBINION GAME-BY-GAME (WITH A CARRY)

2022	Rush	Yards	TD	Long
Cincinnati	2	16	0	13
South Carolina	8	15	1	4
Missouri St.	2	6	0	5
at Texas A&M	2	17	0	14
Alabama	4	10	0	11
at Mississippi St.	7	28	0	12
at BYU	4	16	0	11
at Auburn	5	11	2	5
Liberty	2	-6	0	0
LSU	3	2	0	3
Ole Miss	6	40	0	13
at Missouri	6	26	0	12
Kansas	20	112	2	26

2023	Rush	Yards	TD	Long
WCU	3	15	0	7
Kent St.	10	34	1	9
BYU	13	47	0	15
at LSU	15	78	0	15
Texas A&M	6	3	0	5
at Ole Miss	4	10	0	11
at Alabama	14	26	0	5
Mississippi St.	14	47	0	8
Auburn	1	3	0	3
FIU	2	-3	0	3

2024	Rush	Yards	TD	Long
Ark.-Pine Bluff	3	15	0	7
Tennessee	2	10	0	8
LSU	4	15	0	13
at Mississippi St.	11	98	1	23
Ole Miss	12	49	1	23
Texas	7	30	0	9
Louisiana Tech	15	112	0	18
at Missouri	2	6	0	3

2025	Rush	Yards	TD	Long
vs Charlotte	22	111	1	13
vs Lindenwood	25	194	0	26
at Southern Miss	24	95	1	17
at Boise State	17	113	0	39



**KANYE ROBERTS
(FAST FACTS)**

— Expected to miss the 2025 season due to injury

— Appeared in eight games in 2024, starting five and rushing for 148 yards at Louisiana, before suffering a season-ending injury

KANYE ROBERTS' CAREER STATISTICS

Year	GP/GS	Rush	Yards	TD	Lg	Avg
2022	3/0	19	127	2	29	6.7
2023	14/4	123	696	7	61	5.7
2024	8/5	82	332	1	18	4.0
Totals	25/9	224	1,155	10	61	5.2

ROBERTS GAME-BY-GAME

2022	Rush	Yards	TD	Long
The Citadel	7	70	1	29
Robert Morris	11	57	1	23
Old Dominion	1	0	0	0

2023	Rush	Yards	TD	Long
East Carolina	6	42	1	18
at Wyoming	6	59	0	35
at ULM	7	17	1	10
Coastal Carolina	11	48	0	12
at ODU	26	109	0	24
Southern Miss	13	109	1	61
Marshall	6	23	0	13
at Georgia State	9	77	1	26
at JMU	2	2	0	2
Ga. Southern	14	109	1	37
Troy	13	53	2	19
Miami (Ohio)	10	48	0	14

2024	Rush	Yards	TD	Long
ETSU	9	35	0	10
at Clemson	5	13	0	18
at ECU	5	15	0	9
South Alabama	8	38	0	13
at Marshall	13	36	1	10
at Louisiana	26	148	0	18
Georgia State	13	38	0	13
ODU	3	9	0	4?



**KHALIFA KEITH
(FAST FACTS)**

— Appeared in 16 games at Tennessee from 2023-24

— Opened 2024 with 10 carries for 43 yards and a score in a win against Chattanooga

KHALIFA KEITH'S CAREER STATISTICS

Year	GP	Rush	Yards	TD	Lg	Avg
2023 (UT)	12/0	11	24	0	6	2.2
2024 (UT)	4/0	21	100	1	23	4.8
2025 (App)	2/0	1	3	0	3	3.0
Totals	18/0	33	127	1	23	3.8

KEITH GAME-BY-GAME (WITH A CARRY)

2023	Rush	Yards	TD	Long
Virginia	2	8	0	6
Texas San Antonio	2	1	0	2
Connecticut	3	5	0	4
Iowa	4	10	0	5

2024	Rush	Yards	TD	Long
UT-Chattanooga	10	43	1	9
NC State	3	5	0	2
Kent State	4	13	0	6
UTEP	4	39	0	23

2025	Rush	Yards	TD	Long
Lindenwood	1	3	0	3



**JAYLON CALHOUN
(FAST FACTS)**

— Appeared in six games in 2024, appearing on special teams and at running back, before a season-ending injury

— Logged first career carry at Clemson in 2024



**KHAMANI ALEXANDER
(FAST FACTS)**

— Appeared in one game as a redshirting true freshman in 2024, playing on special teams at Georgia Southern

— Rushed for 2,669 yards with 17 touchdowns in 37 career games at Belen Jesuit Prep

— Was clocked running the 100 meters in 11.43 seconds during his junior track season

2025	Rush	Yards	TD	Long
vs Charlotte	4	14	0	6



**JAUQARI "TRIGG" LEWIS
(FAST FACTS)**

— Scored first career TD on a 10-yard run at Southern Miss and also scored at Boise State

— Played for 13-2 state champion in Florida that was ranked No. 15 nationally, averaging 7.4 yards per carry and scored eight rushing touchdowns while gaining 672 yards on 91 attempts as part of a deep offense that spreads the ball around

2025	Rush	Yards	TD	Long
vs Charlotte	8	32	0	8
Lindenwood	1	4	0	4
at Southern Miss	2	12	1	10
at Boise State	7	23	1	7
Totals	18	71	2	10



**MAX GUEST
(FAST FACTS)**

— Rushed for more than 3,400 yards and 51 touchdowns during his career at A.C. Reynolds, including 1,746 rushing yards and 25 touchdowns as a sophomore

— Had a 281-yard rushing game and a 218-yard passing game as a senior, when he switched from running back to quarterback for his final four games, filling for at QB following a transfer tied to Hurricane Helene

— Suffered a season-ending injury in the regular-season finale

FAST FACTS/GAME LOGS WIDE RECEIVERS



DALTON STROMAN
(FAST FACTS)

— Had career-high 142 yards vs. Lindenwood, scoring a 72-yard TD on the first play and making a 47-yard gain on the second series

— Set a career high with eight catches in the 2025 opener, topping his previous high of five

— One of five App State players who were true freshmen for the Mountaineers in 2021

— Second-team preseason All-Sun Belt

— Heading into 2025, ranked among App State's career leaders at 18.0 yards per catch

— Entered season with 9 career catches of at least 40 yards and added two more vs. LU

DALTON STROMAN'S CAREER STATISTICS

Year	GP/GS	Rec	Yds	TD	Long	Avg.
2021	1/0	1	10	0	10	10.0
2022	12/0	19	371	4	55	19.5
2023	14/1	20	390	3	77	19.5
2024	10/2	20	307	5	47	15.4
2025	4/3	16	302	2	72	18.9
Total	41/6	76	1,380	14	77	18.2

STROMAN GAME-BY-GAME (WITH CATCHES)

2021	Rec.	Yards	TD	Long
WKU	1	10	0	10

2022	Rec.	Yards	TD	Long
North Carolina	1	41	0	41
at Texas A&M	2	14	0	8
Troy	1	8	0	8
James Madison	1	27	1	27
The Citadel	2	21	0	11
at Texas St.	5	104	1	55
Robert Morris	1	19	1	19
at Coastal Carolina	2	55	1	41
at Marshall	1	5	0	5
Old Dominion	2	24	0	17
at Georgia Southern	1	53	0	53

2023	Rec.	Yards	TD	Long
Gardner-Webb	2	49	1	43
at North Carolina	2	34	0	18
East Carolina	1	17	0	17
at Wyoming	2	24	0	13
at ULM	2	31	0	17
Coastal Carolina	2	35	1	30
at ODU	1	12	0	12
at Georgia State	3	93	1	77
at JMU	2	36	0	19
Troy	2	49	0	40
Miami (Ohio)	1	10	0	10

2024	Rec.	Yards	TD	Long
at ECU	2	21	0	11
South Alabama	2	60	1	47
at Marshall	5	75	2	27
at Louisiana	2	15	0	10
Georgia State	2	32	1	23
ODU	2	55	1	46
at Coastal	4	43	0	12
JMU	1	6	0	6

2025	Rec.	Yards	TD	Long
vs Charlotte	8	88	0	17
vs Lindenwood	3	142	1	72
at Southern Miss	4	65	0	27
at Boise State	1	7	1	7



SAM MBACKE
(FAST FACTS)

— Played at Kilgore College in 2024 after being a member of Arkansas' program from 2022-23

— Played in nine games

as a true freshman at Arkansas, playing primarily on special teams, and suffered a season-ending injury prior to the 2023 season



JADEN BARNES
(FAST FACTS)

— Had 10 catches for 132 yards and a TD at Southern Miss

— Caught six passes for 134 yards and a TD, with a non-scoring play of 59

yards, in his App State debut before scoring again in an eight-catch outing in Game 2

— East-West Shrine Bowl 1000 watch list

— Made 12 starts in 23 games during the 2023-24 seasons at Austin Peay

— Had 58 catches for 1,083 yards and nine touchdowns in 2024, with 4 100-yard games

— 12-catch, 241-yard, three-TD performance vs. North Alabama (TDs of 57, 31 and 49 yards)

— Ranked No. 11 nationally among FCS players at 90.3 receiving yards per game in 2024

— Had five catches of 50-plus yards in two seasons at Austin Peay (now six in NCAA play)

JADEN BARNES' CAREER STATISTICS

Year	GP	Rec	Yds	TD	Long	Avg.
2023 (AP)	11/1	17	204	1	84	12.0
2024 (AP)	12/11	58	1,083	9	73	18.7
2025 (App)	4/1	24	337	3	59	14.0
Total	27/13	99	1,607	13	84	16.2

BARNES GAME-BY-GAME

2023	Rec.	Yards	TD	Long
at Southern Ill.	0	0	0	0
at Tennessee	3	28	0	16
ETSU	7	121	0	84
at Stephen F. Austin	1	2	0	2
at Lindenwood	0	0	0	0
Gardner-Webb	2	31	1	33
North Ala.	0	0	0	0
at Eastern Ky.	0	0	0	0
Utah Tech	0	0	0	0
Central Ark.	4	22	0	11
Chattanooga	0	0	0	0

2024	Rec.	Yards	TD	Long
at Louisville	3	30	0	14
Southern Ill.	3	77	1	43
at Central Ark.	3	52	1	36
Alabama A&M	4	56	0	36
Southern Utah	2	11	0	8
at West Georgia	3	56	0	27
at Utah Tech	3	80	0	64
Tarleton St.	5	113	0	44
at North Alabama	12	241	3	57
Abilene Christian	6	179	2	73
Eastern Ky.	8	131	1	60
Chattanooga	6	57	1	24

2025	Rec.	Yards	TD	Long
vs Charlotte	6	134	1	59
vs Lindenwood	8	71	1	21
at Southern Miss	10	132	1	42



CHRIS LAWSON JR.
(FAST FACTS)

— Made first career catch in 2025 game vs. Lindenwood and added two catches for 30 yards at Southern Miss

— Appeared in four

games in 2024, playing the first two games and the last two games of the season

2025	Rec.	Yards	TD	Long
vs Lindenwood	1	12	0	12
at Southern Miss	2	30	0	18
Totals	3	42	0	18



JACKSON GRIER
(FAST FACTS)

— In Boise State's program from 2023-24

— Brother, Landon, is App State's G.M., and father, Chris, is the G.M. of the Miami Dolphins

2025	Rec.	Yards	TD	Long
vs Charlotte	1	19	0	19



DAVION DOZIER
(FAST FACTS)

— Appeared in four games over two seasons as a member of Arkansas' program from 2023-24

— One catch for 13 yards

vs. Arkansas-Pine Bluff in the 2024 opener

— Played in the first three games as a redshirting true freshman in 2023 and caught one pass for a 14-yard touchdown in his FBS debut against Western Carolina.

DAVION DOZIER'S CAREER STATISTICS

Year	GP/GS	Rec	Yds	TD	Long	Avg.
2023 (ARK)	3/0	1	14	1	14	14.0
2024 (ARK)	1/0	1	13	0	13	13.0
2025 (App)	1/0	0	0	0	0	0
Total	5/0	2	27	1	14	13.5

DOZIER GAME-BY-GAME

2023	Rec.	Yards	TD	Long
Western Carolina	1	14	1	14

2024	Rec.	Yards	TD	Long
Ark-Pine Bluff	1	13	0	13



WILLIAM FOWLES
(FAST FACTS)

— Appeared in all 11 games at wide receiver as an App State newcomer in 2024 and caught two passes

— Appeared in one

game as a redshirting true freshman at Louisville in 2023, catching one pass for 7 yards against Murray State.

WILLIAM FOWLES' CAREER STATISTICS

Year	GP/GS	Rec	Yds	TD	Long	Avg.
2023	1/0 (UL)	1	7	0	7	7.0
2024	11/0 (App)	2	29	0	19	14.5
2025	4/4 (App)	6	86	0	19	14.3
Total	16/4	8	115	0	19	14.4

FOWLES GAME-BY-GAME

2023	Rec.	Yards	TD	Long
Murray State	1	7	0	7

2024	Rec.	Yards	TD	Long
ETSU	1	10	0	10
Louisiana	1	19	0	19

2025	Rec.	Yards	TD	Long
vs Charlotte	2	30	0	15
vs Lindenwood	1	17	0	17
at Southern Miss	2	27	0	19
at Boise State	1	12	0	12

FAST FACTS/GAME LOGS WIDE RECEIVERS/TIGHT ENDS



JOSE LEON
(FAST FACTS)

— Made App State debut with three catches at Boise State
— No game appearances as a redshirting true freshman in 2024

— All-state selection in Florida, where he helped Columbus win back-to-back state titles in his final two seasons

2025	Rec.	Yards	TD	Long
at Boise State	3	12	0	7



DOOPAH COLEMAN
(FAST FACTS)

— Totaled 39 career prep touchdowns as a receiver and runner, including 29 as a receiver, while posting 2,751 offensive yards

(including 2,255 as a receiver)

— As a senior, caught 45 passes for 876 yards and 11 touchdowns while also rushing for 129 yards and two touchdowns on 18 attempts

— First name is Edward, but he enjoyed watching Winnie the Pooh as a child, so his father began calling him Doopah as a twist on Da Pooh, with some fans calling him “Supa Doopah” based on his athletic feats on the football field

2025	Rec.	Yards	TD	Long
vs Charlotte	1	-2	0	-2
at Southern Miss	1	5	0	5
Totals	2	3	0	5



ALEX SANCHEZ
(FAST FACTS)

— Scored touchdown in 2025 opener as a true freshman making his FBS debut

— Had 10 TD catches and averaged 17.3

yards per catch while posting 44 receptions for 761 yards for a state title team in Georgia as a prep senior at Grayson High

2025	Rec.	Yards	TD	Long
vs Charlotte	1	1	1	1



DAVID LARKINS
(FAST FACTS)

— One of five App State players who were true freshmen for the Mountaineers in 2021

— Scored touchdowns on 4 of 21 career receptions entering 2025 season

DAVID LARKINS CAREER STATISTICS

Year	GP/GS	Rec	Yds	TD	Long	Avg.
2021	2/0	0	0	0	0	0.0
2022	12/0	3	30	0	17	10.0
2023	11/2	13	99	3	23	7.6
2024	9/1	5	18	1	6	3.6
2025	4/4	5	34	0	17	6.8
Total	38/7	26	181	4	23	6.9

LARKINS GAME-BY-GAME (WITH A CATCH)

2022	Rec.	Yds	TD	Long
at Texas A&M	1	7	0	7
Robert Morris	1	17	0	17

2023	Rec.	Yds	TD	Long
East Carolina	3	31	1	15
at ULM	1	4	0	4
Coastal Carolina	2	8	1	6
at Old Dominion	1	5	1	5
Marshall	1	10	0	10
at Georgia St.	2	28	0	23
at James Madison	1	4	0	4
at Troy	2	9	0	6

2024	Rec.	Yards	TD	Long
at ECU	1	3	0	3
at Marshall	2	8	0	5
at Louisiana	1	1	1	1
JMU	1	6	0	6

2025	Rec.	Yards	TD	Long
vs Charlotte	3	27	0	17
at Southern Miss	1	6	0	6
at Boise State	1	1	0	1



IZAYAH CUMMINGS
(FAST FACTS)

— Caught five passes in his App State debut to open the 2025 season, topping his high of four catches from 2020-24, and added seven for 82

yards (both career highs) at Southern Miss

— Totaled 51 games at Louisville (2024) and Kentucky (2020-23)

— Moved from wide receiver to tight end in 2021 and made four career starts at Kentucky

IZAYAH CUMMINGS' CAREER STATISTICS

Year	GP	Rec	Yds	TD	Long	Avg.
2020 (UK)	9	0	0	0	0	0.0
2021 (UK)	13	14	195	3	28	13.9
2022 (UK)	13	0	0	0	0	0.0
2023 (UK)	12	4	98	0	55	24.5
2024 (UL)	4	3	33	0	19	11.0
2025 (App)	4/4	12	110	0	22	9.2
Total	55/8	40	518	3	55	13.0

CUMMINGS GAME-BY-GAME

2021	Rec.	Yards	TD	Long
ULM	1	7	0	7
Missouri	1	15	0	15
Chattanooga	1	31	1	31
Georgia	3	22	0	10
Mississippi State	1	5	0	5
Tennessee	4	75	1	28
Vanderbilt	2	27	1	22
Iowa	1	13	0	13

2023	Rec.	Yards	TD	Long
South Carolina	3	43	0	20
Louisville	1	55	0	55

2024	Rec.	Yards	TD	Long
Austin Peay	1	5	0	5
Jacksonville State	2	28	0	19

2025	Rec.	Yards	TD	Long
vs Charlotte	5	57	0	22
vs Lindenwood	4	33	0	11
at Southern Miss	7	82	0	30
at Boise State	3	20	0	9



KANEN HAMLETT
(FAST FACTS)

— With a TD in the 2025 opener, three of first five career catches resulted in TDs

— Made first two starts of career (against ODU

and Coastal Carolina) in 2024

— Against ODU, App State moved ahead for good on his 4-yard touchdown reception, after he extended the drive with a third-and-6 reception for 19 yards to the ODU 4

— Second career reception was a 4-yard touchdown catch that included several broken tackles with 1:51 left against Georgia State to erase a one-point deficit

KANEN HAMLETT'S CAREER STATISTICS

Year	GP	Rec	Yds	TD	Long	Avg.
2022	1/0	0	0	0	0	0.0
2023	13/0	0	0	0	0	0.0
2024	11/2	4	35	2	19	8.8
2025	4/0	2	35	1	19	17.5
Total	29/2	6	70	3	19	11.7

HAMLETT GAME-BY-GAME (WITH A CATCH)

2024	Rec.	Yds	TD	Long
at ECU	1	8	0	8
Georgia State	1	4	1	4
JMU	2	23	1	19

2025	Rec.	Yards	TD	Long
vs Charlotte	1	19	1	19
vs Lindenwood	1	16	0	16



DILLON GALLOWAY
(FAST FACTS)

— Played for an 11-win team that reached the 2-A state quarterfinals in 2024 as a senior in high school

— Had eight career

touchdown catches with 576 receiving yards

on 39 receptions (14.8 yards per catch)


FAST FACTS OFFENSIVE LINE



LUKE BURGESS
(FAST FACTS)

— Appeared in one 2024 game, playing in the opener against ETSU
— As a redshirting true freshman at Louisville

in 2023, played in one game, making his FBS debut against Murray State



FELIX DOEGE
(FAST FACTS)

— No game appearances as a redshirting true freshman in 2024
— Prep standout at Rabun Gap-Nacoochee, a Georgia-based

member of the North Carolina Independent Schools Athletic Association

— From Augsburg, one of Germany's oldest cities, located about an hour from Munich



WILL FLOWERS
(FAST FACTS)

— Member of ETSU's program for four seasons (2020-23) before spending the 2024 season at Valdosta State
— Played in 25 NCAA

games with 19 career starts from 2020-24

— Started all 14 games at center in 2024 for a 13-1 team that reached the Division II national championship game

— Named a first-team All-American from the AP, AFCA and Walter Camp in 2024



GABE FUNK
(FAST FACTS)

— Did not appear in any games as a true freshman in 2024 after being a standout performer for Xenia, just southwest of Dayton, Ohio



SHAMARR JACKSON
(FAST FACTS)

— Started at left guard in Game 1 and right tackle in Games 2-3
— Member of New Mexico State's program from 2023-24 after

being at Iowa Western Community College from 2021-22

— Played in 17 games and made nine total starts at New Mexico State, including eight during the 2024 season (six at left tackle, two at right tackle)



DENELL NIX JR.
(FAST FACTS)

— Made debut at left tackle vs. Souther Miss
— Played primarily tackle for a 9-3 team at Whitmer as a prep senior in Ohio



BIG AL OLIVER
(FAST FACTS)

— Standout offensive lineman for a Venice team that won the 7-A state title in Florida
— First name is Aljonon but prefers to go by

Big Al and has been featured on college football all-name teams



TYRIQ POINDEXTER
(FAST FACTS)

— Played in 26 games as a member of VMI's program from 2021-24
— Member of the All-SoCon first team in 2024, starting all 12

games at left tackle
— Preseason All-SoCon pick in 2023 started all 11 games, playing primarily right tackle



JAYDEN RAMSEY
(FAST FACTS)

— East-West Shrine Bowl 1000 watch list
— Totaled 20 game appearances for App State, with eight starts, from 2021-24

— Moved to left tackle following Markell Samuel's March transfer to Oklahoma State
— Started the final seven games of 2024 at right guard after playing in five games as an offensive tackle in 2023, with one start at right tackle

— Played left tackle against The Citadel and Robert Morris in 2022



TRENT RAMSEY
(FAST FACTS)

— Florida native was a member of Cal's program from 2022-24
— Appeared in eight games for the Golden Bears, including six

during the 2024 season




MORITZ SCHMORANZER
(FAST FACTS)

— Big Schmo redshirted as a true freshman at Pitt in 2024
— Moved to the United States from Germany (also Felix Doege's

home country) for his sophomore year of high school at North Cross in Virginia

— Initially a wide receiver, went on to star on both the offensive and defensive lines as a junior and senior



GRIFFIN SCROGGS
(FAST FACTS)

— East-West Shrine Bowl 1000 watch list
— Appeared in 10 games in 2004, starting five at left guard, and 14 games in 2023, contrib-

uting on special teams and at offensive guard
— Redshirted as a true freshman member of Georgia's national championship team during the 2022 season



CAYDEN SWEATT
(FAST FACTS)

— Made first career start (at left guard) against Lindenwood
— Did not appear in any games in 2023-24, partly while rehabbing

from injuries

— Has worked out at guard after being primarily a center in Boone

— In February 2023, signed his letter of intent to attend App State at the Bremen Waffle House, the spot of many postgame meals during his prep career



LANCE WILLIAMS
(FAST FACTS)

— Tennessee native appeared in one game over two seasons at Virginia Tech, making his debut against Boston College in 2024.

FAST FACTS DEFENSE



KEVIN ABRAMS-VERWAYNE
(FAST FACTS)

— 2024 captain was named to All-G6 team for Week 1 (4 tackles, 2 PBUs, 0.5 TFLs)
— Had 1.5 sacks vs. Lindenwood

— Season-ending injuries early in 2022 and 2024 seasons part of why he's a seventh-year senior, with three seasons at Garden City C.C.



KYLE ARNHOLT
(FAST FACTS)

— Recovered fumble in 2025 opener
— Started all 11 games at linebacker in 2024 and the first seven in 2023

— Excelled as a prep safety and had 21 catches for 281 yards and nine TDs as a receiver



JOSEPH BAKHOLE
(FAST FACTS)

— Played in 40 games at the collegiate level from 2020-24 with Chattanooga (2024), ULM (2023) and Coffeyville CC (2020-22)

— Made 10 starts for Chattanooga in 2024, posting one sack (against Tennessee)
— Appeared in nine games for ULM in 2023 and had six tackles in 41-40 loss to App State



AIDEN BENTON
(FAST FACTS)

— Had 1.5 sacks in win vs. Lindenwood
— Posted 9.0 tackles for loss, 4.0 sacks and two forced fumbles as a junior college redshirt

freshman at Georgia Military in 2024



JUAN BERCAL
(FAST FACTS)

— As a high school senior, recorded five interceptions, scored four touchdowns



DJ BURKS
(FAST FACTS)

— Had INT and a forced fumble vs. Lindenwood, then another INT at Southern Miss
— Started seven games at safety in 2024 (the final six at free safety)

— Second on 2024 team with 58 tackles



NICK CAMPBELL
(FAST FACTS)

— Appeared in seven games for App State after being a member of NC State's program from 2022-23



SHAWN COLLINS
(FAST FACTS)

— Started the first nine games at defensive end in 2023 before suffering a season-ending injury and then made one start in 2024

— Forced fumbles on 2024 sacks against ODU and James Madison

— Member of Rutgers' program for three seasons (2020 season that didn't count against eligibility, 2021 season while redshirting and 2022 season with nine games)

— Conducts interviews with teammates for App State's pregame radio show and has assisted the App State Athletics strategic communications team



CRISTIAN CONYER
(FAST FACTS)

— Totaled 22 game appearances over two seasons at Coastal Carolina (2024) and Tennessee (2023), playing for current App State

DBs coach Curtis Fuller at Coastal
— INT vs. Jacksonville State in 2024 opener



THOMAS DAVIS
(FAST FACTS)

— East-West Shrine Bowl 1000 watch list
— Career highs of 7 tackles and 3.0 TFLs (with one sack) vs. Lindenwood

— Started the final six games of 2024 as an OLB in a 3-4 scheme (while playing the same "Dog" position as a future SEC transfer)

— Member of Miami's program for two seasons (suffered injury as true freshman and redshirted while appearing in one game in 2022)



BUCCI FARMER
(FAST FACTS)

— Appeared in season finale as a redshirting true freshman in 2024
— First name is Kendall



MYLES FARMER
(FAST FACTS)

— Bucci's older brother, Myles is a seventh-year senior who appeared in three games during an injury-shortened 2024
— Played in 44 FBS

games (with 16 starts) at Nebraska (2019-22) and Syracuse (2023)



SAINT FARRIOR
(FAST FACTS)

— Member of Hampton's program from 2023-24, transferring with three seasons of eligibility remaining



JORDAN FAVORS
(FAST FACTS)

— Made 16 starts from 2023-24 (eight apiece in 2024 and 2023)

— Third-team All-Sun Belt by The College Football Network in

2023, when he tied for the Sun Belt lead with four interceptions



CAM FLEMING
(FAST FACTS)

— Member of Virginia Tech's program from 2023-24



EMORY FLOYD
(FAST FACTS)

— Member of South Carolina's program from 2022-24, with seven game appearances (two during injury-impacted 2024 season, three in 2023 and two as a true freshman in 2021)

— Also a member of South Carolina's track team as a redshirt freshman (ran 100 meters in 10.86 seconds and 200 meters in 21.33 seconds while also going through spring drills)



ZYEIR GAMBLE
(FAST FACTS)

— Appeared in nine games in 2024, starting the last two games at safety and sealing a win against ODU with an interception

— Switched to No. 5 in 2025 after wearing both No. 17 and No. 28 during the 2024 season because of special teams duties

FAST FACTS DEFENSE



DYLAN HASZ
(FAST FACTS)

- Forced fumble inside the App State 5 in debut vs. Charlotte
- Appeared in 24 games at Arkansas from 2023-24, contributing

primarily on special teams by playing in 12 games as a true freshman and a sophomore



ETHAN JOHNSON
(FAST FACTS)

- App State's 2025 nominee for the Allstate AFCA Good Works Team (Service), Allstate Wuerffel Trophy (Service & Leadership) and

Campbell Trophy (Academic Heisman)

- 26 starts at cornerback from 2022-24, with a key interception in the 2023 win at JMU

- Father, Elando (1994-97), and older brother, Elijah (2019-22), both played at App State



MARQUIS LANE-OWENS
(FAST FACTS)

- Member of the Coffeyville C.C. program from 2023-2024, totaling 69 tackles and 9.5 tackles for loss in 2024



BRAYSHAWN LITTLEJOHN
(FAST FACTS)

- First career sack and 1.5 TFLs vs. Lindenwood
- Member of Missouri's program from 2023-24, with 12 game appearances for current App

State defensive coordinator and linebackers coach DJ Smith

- Appeared in the first eight games as a redshirt freshman in 2024



DYLAN MANUEL
(FAST FACTS)

- Had one sack and 2.0 TFLs vs. Lindenwood
- Named a second-team Freshman All-American by Phil Steele at the FCS level

in 2024, totaling 4.5 tackles for loss, 2.0 sacks, one forced fumble and one fumble recovery as a true freshman for Charleston Southern



JA'DEN MCBURROWS
(FAST FACTS)

- Key INT late in first half of App State debut
- Comeback Player of the Year Watch List after playing in only four games for Michigan in

2024 before suffering a season-ending injury

- Member of Michigan's program from 2021-2024, with 11 games played in 2023, including defensive appearances in both the CFP Semifinal against Alabama and the CFP title game against Washington



ELIJAH MC-CANTOS
(FAST FACTS)

- First career INT helped seal 20-13 win vs. Lindenwood
- Started two games at nickel in 2024 debut

for App State after being member of Illinois' program from 2022-23

- Played for head coach Luther Campbell (also of 2 Live Crew fame) at Edison High in Miami and enjoys playing chess




AJ MEBANE
(FAST FACTS)

- Appeared in eight games as an outside linebacker in 2024
- Totaled 39.5 sacks, 50 TFLs in last three years at Southern Durham HS



KALEB NEAL
(FAST FACTS)

- Did not appear in any games as a true freshman in 2024
- Had interception in 2025 spring game



COLTON PHARES
(FAST FACTS)

- Had 3.0 TFLs at Southern Miss
- Moved from safety to linebacker halfway through 2024 season
- Was listed at 185

pounds when he arrived at App State and 205 pounds during the 2024 season before bulking up to 225 before the 2025 season

- High school state champion in football and wrestling while also making all-state team in track

- In addition to defensive and return talents, scored two TDs while rushing for 198 yards in the state title game as a senior and also kicked field goals for his Beaufort team



RONDO PORTER
(FAST FACTS)

- Transferred after stints at South Carolina (2024), Newberry (redshirted in 2023) and Lenoir-Rhyne (2022)
- Went from scout

team after making the team through a walk-on tryout at South Carolina (with Dowell Loggains on staff) to appearing in nine games



RONNIE PORTER
(FAST FACTS)

- Rondo's brother, he was a member of South Carolina's program from 2021-24
- Appeared in 12 games in 2023 and 13

games in 2024, primarily on special teams, after being put on scholarship during 2024 fall camp



AHMAD ROBINSON
(FAST FACTS)

- Nicknamed Ammo, was a member of Prairie View A&M's program from 2023-24 after redshirting at Arkansas State in 2022



TY SANDERS
(FAST FACTS)

- Redshirt freshman scored touchdowns on an interception return, a blocked punt return, two kickoff returns, two receptions and one as a

runner during his prep career at Marion HS



CALEB SANDSTROM
(FAST FACTS)

- Had 1.5 sacks vs. Lindenwood
- From 2023-24, played for St. Thomas Tommies, who in 2021 became first program to

jump from Division III directly to Division I FCS



JAELIN WILLIS
(FAST FACTS)

- Standout linebacker at NAIA Keiser from 2021-23 and Division II Lenoir-Rhyne in 2024
- Two-time All-American at the collegiate

level with 336 tackles, 14 forced fumbles, 38.5 tackles for loss, six interceptions and 8.0 sacks in 53 games from 2021-24

FAST FACTS **SPECIAL TEAMS**



CASH MCVAY
(FAST FACTS)

- Appeared in five games in 2024 as a kickoff specialist
- Tallied five touchbacks on 21 attempts and averaged 61.5

yards per kickoff



JACKSON MOORE
(FAST FACTS)

- Appeared in six games at kicker in 2024
- Was primary kicker against Marshall, Louisiana, Georgia State, ODU and Coastal Carolina

- Went 4-for-6 on field goals and 16-for-16 on extra points in 2024
- Made a season-long 44 yard field goal against Louisiana



DOMINIC DE FREITAS
(FAST FACTS)

- On first career attempt as a true freshman, made 47-yard field goal as first half expired in 2025 opener against Charlotte and added

another field goal early in the third quarter

- Also went 2-for-2 on field goals against Lindenwood

- Participated in the prestigious Under Armour All-American Game
- Ranked as the No. 5 high school kicker in the Class of 2025 by Kohl's and No. 6 by ESPN
- Made a state-record field goal covering 62 yards as a senior a week after making a 60-yard field goal



MITCHELL LAKE
(FAST FACTS)

- Appeared in the first two games of 2024 at punter and recorded a career-long 61-yard punt against Clemson
- Averaged 39.0 yards

on 54 punts in 14 games as a freshman

- Trained with Prokick Australia



IAN RATLIFF
(FAST FACTS)

- Member of Texas' program from 2023-24 signed with Marshall in the 2025 spring
- Appeared in three games for Texas (with

App State special teams coordinator Jeff Crosby as a senior analyst for special teams with the Longhorns) during the 2024 season, averaging 44.0 yards on eight punts with a long of 52 yards

- Averaged 43.8 yards on five punts vs. Georgia and 44.3 yards on three punts vs. Oklahoma

- Also appeared as a holder in the CFP Semi-final against Ohio State.



GABE SIMPKINS
(FAST FACTS)

- Did not appear in any games as an App State newcomer in 2024
- Member of UNC Pembroke's program in 2023, starting as a true

freshman who played in 10 games and had 43 in-game snaps



JACOB POFF
(FAST FACTS)

- Started 2025 as a true freshman as part of an operation with a true freshman kicker
- Rated a five-star long snapper by Rubio Long

Snapping

- Snap times recorded in 0.79-second range
- Athletic frame allows him to be a factor on special teams coverage.

CAREER HIGHS (AT APP STATE)

KEVIN ABRAMS-VERWAYNE

Tackles.....5 (ETSU - 24)
 Forced fumbles.....1 (at JMU - 23, Gardner-Webb - 23)
 Sacks.....1.5 (Lindenwood - 25)
 Tackles for loss.....1.5 (Lindenwood - 25)

KYLE ARNHOLT

Tackles.....11 (JMU - 24)
 Sacks.....1.0 (Georgia State - 22)
 Forced fumbles.....2 (Georgia State - 22)
 Fumble recoveries.....1 (Ga. St. - 22, Charlotte - 25)

JOSEPH BAKHOLE

Tackles.....4 (at Boise State - 25)
 Sacks.....1.0 (at Boise State - 25)
 Tackles for loss.....2.5 (at Boise State - 25)

JADEN BARNES

Receptions.....10 (Southern Miss - 25)
 Receiving yards.....134 (Charlotte - 25)
 Long reception.....59 (Charlotte - 25)
 Touchdowns.....1 (All three games)

AIDEN BENTON

Tackles.....4 (Lindenwood - 25)
 Sacks.....1.5 (Lindenwood - 25)
 Tackles for loss.....1.5 (Lindenwood - 25)

DJ BURKS

Tackles.....14 (South Alabama - 24)
 Tackles for loss.....1.0 (Multiple times)
 Forced fumbles.....1 (Lindenwood - 25)
 Interceptions.....1 (USM - 25, Lindenwood - 25)

SHAWN COLLINS

Tackles.....5 (Coastal - 23)
 Sacks.....1.0 (Multiple times)
 Fumble recoveries.....1 (JMU - 24, So. Alabama - 24)

IZAYAH CUMMINGS

Receptions.....7 (Southern Miss - 25)
 Receiving yards.....82 (Southern Miss - 25)
 Long reception.....30 (Southern Miss - 25)

THOMAS DAVIS

Tackles.....7 (Lindenwood - 25)
 Sacks.....1.5 (ETSU - 24)
 Tackles for loss.....3.0 (Lindenwood - 25)
 Forced fumbles.....1 (at JMU - 23)

DOMINIC DE FREITAS

Field goals.....2 (Charlotte - 25, Lindenwood - 25)
 Long field goal.....47 (Charlotte - 25)

RASHOD DUBINION

Rushes.....25 (Lindenwood - 25)
 Rushing yards.....194 (Lindenwood - 25)
 Rushing TDs.....1 (USM - 25, Charlotte - 25)
 Long rush.....26 (Lindenwood - 25)
 Receptions.....5 (Charlotte - 25)
 Receiving Yards.....31 (Charlotte - 25)
 Long reception.....18 (Charlotte - 25)

JORDAN FAVORS

Tackles.....10 (Georgia State - 24)
 Interceptions.....2 (Marshall - 23)
 Forced fumbles.....1 (at ULM - 23)
 Fumble recoveries.....1 (at ECU - 24)

EMORY FLOYD

Tackles.....8 (at Boise State - 25)
 Tackles for loss.....1.0 (at Boise State - 25)

WILLIAM FOWLES

Receptions.....2 (USM - 25, Charlotte - 25)
 Receiving yards.....30 (Charlotte - 25)
 Long reception.....19 (Southern Miss - 25)

ZYEIR GAMBLE

Tackles.....7 (at Coastal - 24)
 Interceptions.....1 (ODU - 24)

DYLAN HASZ

Tackles.....7 (Southern Miss - 25)
 Forced fumbles.....1 (Charlotte - 25)

ETHAN JOHNSON

Tackles.....9 (Coastal - 23)
 Interceptions.....1 (at JMU - 23)
 Forced fumbles.....1 (at ECU - 24)

JJ KOHL

Passing Yards.....36 (Charlotte - 25)
 Completions.....2 (Charlotte - 25)
 Pass attempts.....4 (Charlotte - 25)
 Long completion.....19 (Charlotte - 25)

MITCHELL LAKE

Long punt.....61 (at Clemson - 24)

DAVID LARKINS

Receptions.....3 (ECU - 23, Charlotte - 25)
 Receiving yards.....31 (ECU - 23)
 TD receptions.....1 (Multiple times)
 Long reception.....23 (at Georgia State - 23)

BRAYSHAWN LITTLEJOHN

Tackles.....4 (at Boise State - 25)
 Sacks.....1.0 (Lindenwood - 25, at Boise State - 25)
 Tackles for loss.....1.5 (Lindenwood - 25)

DYLAN MANUEL

Tackles.....6 (at Boise State - 25)
 Sacks.....1.0 (Lindenwood - 25)
 Tackles for loss.....2.0 (Lindenwood - 25)

JA'DEN MCBURROWS

Tackles.....6 (Charlotte - 25)
 Interceptions.....1 (Charlotte - 25)

ELIJAH MC-CANTOS

Tackles.....5 (Clemson - 24, at Boise State - 25)
 Interceptions.....1 (Lindenwood - 25)

COLTON PHARES

Tackles.....8 (USM - 25, Lindenwood - 25)
 Tackles for loss.....3.0 (Southern Miss - 25)

RONDO PORTER

Tackles.....5 (at Boise State - 25)
 Tackles for loss.....1.0 (Charlotte - 25)

IAN RATLIFF

Long punt.....54 (at Boise State - 25)
 Inside 20.....2 (Charlotte - 25)

CALEB SANDSTROM

Tackles.....3 (Lindenwood - 25)
 Sacks.....1.5 (Lindenwood - 25)
 Tackles for loss.....1.5 (Lindenwood - 25)

DALTON STROMAN

Receptions.....8 (Charlotte - 25)
 Receiving yards.....142 (Lindenwood - 25)
 Long reception.....77 (at Georgia State - 23)
 Touchdowns.....2 (at Marshall - 24)

AJ SWANN

Passing Yards.....368 (Charlotte - 25)
 Passing TDs.....3 (Charlotte - 25)
 Completions.....31 (Charlotte - 25)
 Pass attempts.....46 (Charlotte - 25)
 Long completion.....72 (Lindenwood - 25)

CAREER HIGHS (PRE-APP STATE)

JADEN BARNES (AUSTIN PEAY)

Receptions.....12 (North Alabama - 24)
 Receiving yards.....241 (North Alabama - 24)
 Long reception.....84 (ETSU - 23)
 Touchdowns.....3 (North Alabama - 24)

IZAYAH CUMMINGS (KENTUCKY/LOUISVILLE)

Receptions.....4 (Tennessee - 22)
 Receiving yards.....75 (Tennessee - 22)
 Long reception.....55 (Louisville - 23)
 Touchdowns.....1 (Multiple times)

RASHOD DUBINION (ARKANSAS)

Rushes.....20 (Kansas - 22)
 Rushing yards.....112 (La Tech - 24; Kansas - 22)
 Rushing TDs.....2 (Auburn - 22; Kansas - 22)
 Long rush.....26 (Kansas - 22)
 Receptions.....5 (Mississippi State - 23)
 Receiving Yards.....40 (BYU - 22)
 Receiving TDs.....1 (BYU - 22, Alabama - 23)
 Long reception.....29 (Cincinnati - 22)

KHALIFA KEITH (TENNESSEE)

Rushes.....10 (UTC - 24)
 Rushing yards.....42 (UTC - 24)
 Rushing TDs.....1 (UTC - 24)
 Long rush.....23 (UTEP - 24)

JJ KOHL (IOWA STATE)

Passing Yards.....14 (Oklahoma - 23)
 Completions.....4 (UNI - 23, Oklahoma - 23)
 Pass attempts.....5 (UNI - 23)
 Long completion.....8 (Oklahoma - 23)

BRAYSHAWN LITTLEJOHN (MISSOURI)

Tackles.....3 (Buffalo - 24)

DYLAN MANUEL (CHARLESTON SOUTHERN)

Tackles.....3 (Florida State - 24, EIU - 24)
 Sacks.....1.0 (Tenn Tech - 24, EIU - 24)
 Tackles for loss.....3.0 (EIU - 24)

IAN RATLIFF (TEXAS)

Long punt.....52 (Georgia - 24)

AJ SWANN (VANDERBILT/LSU)

Passing Yards.....335 for Vandy (UNLV - 23)
 Passing TDs.....4 for Vandy (NIU - 22)
 Completions.....27 for Vandy (Ole Miss - 22)
 Pass attempts.....40 for Vandy (Kentucky - 23)
 Long completion.....66 for Vandy (South Carolina - 22)

JAELIN WILLIS (KEISER/LENOIR-RHYNE)

Tackles.....14 (2 times for Keiser, vs. Wingate for LR)
 Sacks.....2.0 (vs. Mars Hill for LR)
 TFLs.....3.0 (vs. STT for Keiser, Mars Hill for LR)
 Forced fumbles.....2 (twice at Keiser)

SINGLE-GAME HIGHS

RUSHING YARDS

317	Camerun Peoples	N. Texas (bowl)	2020
313	Armanti Edwards	Richmond	2007
291	Armanti Edwards	The Citadel	2007
267	Ritchie Melchor	Chattanooga	1989
264	DeAndre Presley	Western Illinois	2010
259	Jack Groce	Newberry	1951
257	Jalin Moore	Akron	2016
250	Marcus Cox	Georgia State	2014
245	Steven Miller	Western Carolina	2012
245	John Settle	Furman	1986
244	Jalin Moore	Idaho	2015
244	Shirley Gabriel	Emory & Henry	1953
242	David Neeld	Carson-Newman	1970
241	Jalin Moore	New Mexico State	2017
239	Jalin Moore	Georgia State	2017
239	John Settle	Western Carolina	1985

RUSHING TOUCHDOWNS

5	Camerun Peoples	N. Texas (bowl)	2020
5	John Settle	Davidson	1986

LONGEST RUSHES

98	Clayton Deskins	Bluefield State	1971
90	Emmitt Hamilton	Marshall	1977
89	DeAndre Presley	Western Illinois	2010
88	John Settle	Furman	1986
87	Darrynton Evans	Charlotte	2019
86	John Settle	The Citadel	1985
86	Hal Queen	Catawba	1969
85	Emmitt Hamilton	South Carolina	1977
84	Ricky Fergerson	Georgia State	2014
84	Devin Radford	Furman	2008
81	Jalin Moore	Gardner-Webb	2018
81	Karim Razzak	Western Carolina	1999

TOUCHDOWN PASSES

6	Chase Brice	North Carolina	2022
5	Taylor Lamb	Savannah State	2017
5	DeAndre Presley	The Citadel	2010
5	Armanti Edwards	Wofford	2008
5	Richie Williams	N'Western St.	2004
5	Pat Murphy	Wofford	1968
5	Pat Murphy	Presbyterian	1967
4	Joey Aguilar	ODU	2024
4	Joey Aguilar	Ga. Southern	2023
4	Joey Aguilar	Southern Miss	2023
4	Joey Aguilar	Gardner-Webb	2023
4	Chase Brice	Robert Morris	2022
4	Chase Brice	The Citadel	2022
4	Chase Brice	WKU (bowl)	2021
4	Chase Brice	ULM	2021
4	Zac Thomas	Troy	2020
4	Zac Thomas	Arkansas State	2020
4	Zac Thomas	Troy	2019
4	Zac Thomas	Georgia State	2019
4	Taylor Lamb	ULM	2017
4	Taylor Lamb	Louisiana	2017
4	Taylor Lamb	Texas State	2016
4	Taylor Lamb	Old Dominion	2015
4	Taylor Lamb	Arkansas State	2015
4	Jamal Londry-Jackson	Elon	2012
4	Jamal Londry-Jackson	Elon	2011
4	DeAndre Presley	Jacksonville	2010
4	Armanti Edwards	S.C. State	2008
4	Armanti Edwards	The Citadel	2008
4	Richie Williams	Chattanooga	2004
4	Richie Williams	E. Kentucky	2004
4	Richie Williams	Elon	2003
4	Joe Burchette	VMI	2002
4	Joe Burchette	W. Carolina	2000

PASSING YARDS (QB, Completions-Attempts)

433	Armanti Edwards (29-41)	S.C. State	2008
427	Taylor Lamb (23-39)	C. Carolina	2017
424	Joey Aguilar (32-47)	ECU	2024
415	Armanti Edwards (27-34)	Wofford	2009
413	Richie Williams (40-45)	Furman	2004
410	Richie Williams (21-37)	Chattanooga	2004
408	Richie Williams (29-43)	Elon	2004
408	Steve Brown (26-38)	E. Tenn. State	1980
405	Richie Williams (31-40)	Wofford	2004
397	Taylor Lamb (20-31)	Liberty	2014

PASS COMPLETIONS (QB, Attempts)

40	Chase Brice (53 att.)	Texas State	2022
40	Richie Williams (45 att.)	Furman	2004
37	Bake Baker (57 att.)	Liberty	1997
33	Kameron Bryant (43 att.)	Wofford	2013
33	J. Londry-Jackson (45 att.)	Illinois State	2012
32	Joey Aguilar (47 att.)	ECU	2024
32	J. Londry-Jackson (46 att.)	Furman	2012
31	AJ Swann (46 att.)	Charlotte	2025
31	DeAndre Presley (56 att.)	Villanova	2010
31	Richie Williams (40 att.)	Wofford	2004
29	J. Londry-Jackson (46 att.)	Wofford	2012
29	J. Londry-Jackson (44 att.)	Furman	2011
29	Armanti Edwards (41 att.)	S.C. State	2008
29	Richie Williams (43 att.)	Elon	2004
29	Joe Burchette (45 att.)	The Citadel	2002
29	Bake Baker (50 att.)	Clemson	1997

LONGEST RECEPTIONS (Receiver-Passer)

95*	Smith-Satterfield	W. Carolina	1994
90	Sutton-Thomas	Charlotte	2018
89	Fowlkes-Williams	N'Western St.	2004
89	Fowlkes-Williams	Chattanooga	2004
88	Fowlkes-Williams	Wofford	2003
85	Upshur-Joyce	James Madison	1983
84	Watkins-Lamb	Wake Forest	2017
83	Horn-Aguilar	ETSU	2024
83	Virgil-Lamb	C. Carolina	2017
83	Layton-Burchette	Chattanooga	2001
83	Reaves-Freeman	Gardner-Webb	1989
82	Ford-Price	East Carolina	1975
82	Camelo-Brown	Chattanooga	1979
80	Wells-Horn	The Citadel	2022
80	Wells-Brice	Georgia State	2021
80	Ray-Brown	VMI	1979
80	Jenkins-Joyce	The Citadel	1981
80	Albea-Jeremiah	W. Carolina	1999

*non-scoring

RECEPTIONS (Name, Yards)

17	DaVon Fowlkes	280	Elon	2004
15	DaVon Fowlkes	202	Wofford	2004
14	DaVon Fowlkes	148	Furman	2004
14	Rick Beasley	136	Marshall	1979
13	Sean Price	167	Illinois State	2012
13	Bob Agle	180	E. & Henry	1968
12	Andrew Peacock	90	Georgia	2013
12	DaVon Fowlkes	236	Chattanooga	2004
12	Gerard Hardy	123	Liberty	1997

TOUCHDOWN RECEPTIONS

4	Thomas Hennigan	Louisiana	2017
4	DaVon Fowlkes	N'Western St.	2004
4	Bob Agle	Wofford	1968

RECEIVING YARDS (Name, Catches)

280	DaVon Fowlkes	17	Elon	2004
261	Bob Agle	10	Wofford	1968
236	DaVon Fowlkes	12	Chattanooga	2004
231	Sean Price	7	Ga. Southern	2012
231	Rick Beasley	9	James Madison	1980
220	Rick Beasley	9	E. Tenn. State	1980
206	Malik Williams	10	Coastal Carolina	2021
202	DaVon Fowlkes	15	Wofford	2004
195	William Mayfield	7	Chattanooga	2006
191	DaVon Fowlkes	8	N'Western St.	2004

INTERCEPTIONS

3	Steven Jones Jr.	Arkansas State	2021
3	Clifton Duck	NMSU	2017
3	Tae Hayes	NMSU	2017
3	Mark LeGree	Wofford	2008
3	Larry McKenzie	Davidson	1973

LONGEST INTERCEPTION RETURN

100	Trey Cobb	South Alabama	2021
100	Rico Mack	James Madison	1990
100	John Hollar	W. Carolina	1947
100	John Hollar	Elon	1946
97	Doug Middleton	N.C. A&T	2011
91	Latrell Gibbs	Wyoming	2015
90	T.D. Roof	Elon	2021
82	Wes Hunter	Chattanooga	1999
78	Justin Wozeah	S. Illinois	2005
77	Quinton McKinney	Furman	1974
75	Jon Duncan	Edinboro	1995
71	A.J. Howard	Troy	2016
70	Brandon Grier	Chattanooga	2012
70	Titus Howard	Elon	2005
70	Larry McKenzie	Davidson	1973

LONGEST KICKOFF RETURN

100	Jalen Virgil	Miami	2021
100	Jalen Virgil	Ga. Southern	2020
100	Darrynton Evans	Penn State	2018
100	Keith Nash	Lenoir-Rhyne	1968
99	Tony Washington	Wofford	2012
97	Jalen Virgil	Ga. Southern	2021
97*	Darrynton Evans	Louisiana (SBCH)	2018
96	Milan Tucker	Marshall	2022
96*	Don Blue	Liberty	1994
95	CoCo Hillary	Wofford	2007
95	Jimmy Watkins	Wofford	2000
94	Darrynton Evans	Toledo	2016
92	Derek Jenkins	Furman	1981
91	Jimmy Watkins	The Citadel	2000
90	Clayton Deskins	Guilford	1968

*non-scoring

LONGEST PUNT RETURN

100	Aubrey Elam	Lenoir-Rhyne	1955
87	DaVon Fowlkes	Marshall	2002
86	Dexter Jackson	Gardner-Webb	2006
82	Anthony Smith	E. Tenn. State	1989
81	Jack Fine	Carson-Newman	1965
81	Anthony Smith	Wake Forest	1992

LAST TIME IT HAPPENED

TEAM STATS

TEAM STATS	APP STATE	OPPONENT
Scored 40-49 Points	11/11/23, at Georgia State (42)	9/27/25, at Boise State (47)
Scored 50-59 Points	11/25/23, Georgia Southern (55)	10/5/24, at Marshall (52)
Scored 60-69 Points	9/3/22, vs. North Carolina (61)	9/7/24, at Clemson (66)
Scored 70-79 Points	9/22/18, Gardner-Webb (72)	10/7/78, Chattanooga (72)
Recorded a Safety	10/26/24, Georgia State (Ahmani Marshall blocked punt)	11/18/23, at JMU
Recorded a Shutout	10/1/22, The Citadel (49-0)	11/5/05, LSU (24-0)
Rushed for 400+ Yards	10/19/22, Georgia State (404)	9/25/14, Georgia Southern (408)
Rushed for 300-399 Yards	11/26/22, at Georgia Southern (376)	9/19/24, South Alabama (320)
Rushed for Less Than 50 Yards	11/18/23, at JMU (48)	9/6/25, Lindenwood (-1)
Passed for 400+ Yards	8/29/25, vs. Charlotte (404)	9/7/24, at Clemson (460)
Passed for 300-399 Yards	9/13/25, at Southern Miss (375)	9/27/25, at Boise State (321)
Passed for Less Than 50 Yards	12/4/10, Western Illinois (47)	12/16/23, Miami U. in Cure Bowl (44)
Gained 500+ Yards Total Offense	9/6/25, vs. Lindenwood (503)	9/7/24, at Clemson (712)
Gained Less Than 100 Yards Total Offense	9/7/91, Clemson (84)	11/1/14, Georgia State (62)
Recorded 25 or More First Downs	9/13/25, at Southern Miss (27)	9/27/25, at Boise State (25)
Was Penalized 100 Yards	10/5/24, at Marshall (15-158)	10/10/23, Coastal Carolina (9-for-108)
Committed No Penalties	11/23/24, James Madison	Records incomplete
Defense Intercepted Three Passes	11/25/23, Georgia Southern (3)	9/27/25, at Boise State (3)
Overcame Halftime Deficit to Win	11/2/24, vs. ODU (Trailed 17-14 before winning 28-20)	9/23/23, at Wyoming (App State led 12-7 at half, Wyoming won 22-19)
Trailed After Three Quarters, Rallied to Win	10/28/23, vs. Southern Miss (Trailed 31-28 before winning 48-38)	10/21/23, at ODU (Trailed 21-20 before winning 28-21)
Won Game On TD on Final Play	11/18/23, at JMU (Joey Aguilar 8-yard pass to Kaedin Robinson in OT)	11/26/22, Georgia Southern (Kyle Vantrease 25-yard pass to Ezra Archie in 2nd OT)
Won Game On FG To End Regulation	9/30/23, at ULM (Michael Hughes 54-yard FG as time expired)	10/10/23, Coastal Carolina (Kade Hensley 24-yard FG as time expired)
Won Game on Final Defensive Play	10/12/02, Furman (Josh Jeffries PAT Interception, Derrick Black 96-Yd Return)	Never Accomplished

INDIVIDUAL STATS

INDIVIDUAL STATS	APP STATE	OPPONENT
75+ Yard Run	12/21/20, Camerun Peoples vs. North Texas, MB Bowl (76)	9/7/24, Phil Mafah, Clemson (83)
100-199 Yards Rushing, Game	9/27/25, Rashod Dubinion at Boise State (113)	11/30/24, Jalen White, Georgia Southern (125)
Two Players 100+ Rush Yards	11/6/21, Nate Noel (122), Camerun Peoples (116), at A-State	9/19/24, Fluff Bothwell (116), Gio Lopez (105), So. Alabama
200+ Yards Rushing, Game	12/21/20, Camerun Peoples vs. North Texas, MB Bowl (317)	12/2/23, Kimani Vidal, Troy (233)
Three Rushing TDs, Game	11/26/22, Nate Noel vs. Georgia Southern (3)	11/30/24, Jalen White, Georgia Southern (3)
Four Rushing TDs, Game	9/26/20, Daetrich Harrington vs. Campbell (4)	10/2/04, Terrell Harris, Texas State (4)
Five Rushing TDs, Game	12/21/20, Camerun Peoples vs. North Texas, MB Bowl (5)	12/2/23, Kimani Vidal, Troy (5)
80+ Yard Pass Completion	8/31/24, Joey Aguilar to Christan Horn, ETSU (83)	9/26/20, Wiley Hartley to Austin Hite, Campbell (87)
300+ Yards Passing, Game	8/29/25, AJ Swann vs. Charlotte (368)	9/27/25, Maddux Madsen, at Boise State (321)
Four TD Passes, Game	11/2/24, Joey Aguilar vs. ODU (4)	9/30/23, Jiya Wright, at ULM (4)
Five TD Passes, Game	9/9/2017, Taylor Lamb vs. Savannah State (5)	9/7/24, Cade Klubnik, Clemson (5)
Six TD Passes, Game	9/3/22, Chase Brice vs. North Carolina (6)	12/18/21, Bailey Zappe, WKU, Boca Bowl (6)
Scored Five TDs, Game	12/21/20, Camerun Peoples vs. North Texas, MB Bowl (5)	10/13/84, Robert Surratt, Marshall (5)
10 Receptions, Game	9/30/23, Kaedin Robinson at ULM (10)	11/2/24, Isiah Page, ODU (13)
100-149 Receiving Yards, Game	9/13/25, Jaden Barnes, at Southern Miss (132)	9/13/25, Tychaun Chapman, at Southern Miss (112)
150+ Receiving Yards, Game	11/30/24, Makai Jackson at Georgia Southern (157)	11/2/24, Isiah Page, ODU (205)
Two Players with 100+ Receiving Yards	9/14/24, Kaedin Robinson (129), Christan Horn (108) at ECU	9/7/24, Bryant Wesco (130) & Jake Briningstool (100), Clemson
Three Receiving TDs, Game	11/16/19, Corey Sutton vs. Georgia State (3)	9/30/23, Tyrone Howell at ULM (3)
Three Sacks, Game	9/18/21, D'Marco Jackson vs. Elon (3)	9/13/25, J'Mond Tapp, at Southern Miss (3)
50+ Yard Field Goal	9/30/23, Michael Hughes at ULM (54)	11/23/24, Noe Ruelas, JMU (52)
Made Three Or More Field Goals, Game	9/23/23, Michael Hughes at Wyoming (4)	10/2/21, Noel Ruiz, Georgia State (3)
70+ Yard Punt	10/17/09, Sam Martin at Wofford (74)	11/24/18, Tyler Sumpter, Troy (75, 70)
Returned Kickoff for TD	11/12/22, Milan Tucker vs. Marshall (96)	11/25/23, DeAndre Buchannon, Georgia Southern (100)
Returned Punt for TD	9/22/18, Clifton Duck vs. Gardner-Webb (62)	11/15/14, Blaise Taylor, Arkansas State (38)
Returned Blocked Punt for TD	11/23/24, Michael Hetzel vs. JMU (9)	11/12/22, Dainsus Miller, Marshall (0)
Blocked a Punt	11/23/24, Cahari Haynes vs. JMU	12/12/22, Shadeed Ahmad, Marshall
Returned Interception for TD	9/30/23, Tyrek Funderburk at ULM (23)	9/27/25, A'Marion McCoy (26)/Boen Phelps (33), at Boise State
Returned Fumble for TD	12/21/19, Trey Cobb vs. UAB (24)	12/2/23, Don Callis, Troy (10)
Blocked a Field Goal	12/18/21, Steven Jones Jr., vs. WKU (Boca Bowl)	9/23/23, DeVonne Harris, at Wyoming
Returned Blocked FG for TD	10/28/06, Corey Lynch vs. Furman (79)	9/23/23, Jakorey Hawkins, at Wyoming (62)
PAT Returned for Two Points	11/13/10, Troy Sanders vs. Wofford	11/25/00, Chris Archie, Troy