

APPSTATESPORTS.COM  
App State or app-uh-LATCH-in State

X @APPSTATESPORTS  
X @APPSTATE\_FB

f @APPSTATESPORTS  
f @APPSTATEFOOTBALL

ig @APPSTATESPORTS  
ig @APPSTATE\_FB

#GOAPP  
#BEATCOASTAL

2016, 2017, 2018, 2019 SUN BELT CHAMPS | 2015, 2016 CAMELLIA BOWL CHAMPS | 2017 DOLLAR GENERAL BOWL CHAMPS | 2018, 2019 NEW ORLEANS BOWL CHAMPS  
2020 MYRTLE BEACH BOWL CHAMPS | 2023 CURE BOWL CHAMPS | 2005, 2006, 2007 NATIONAL CHAMPS | 12-TIME SOCON CHAMPS | 6-TIME NORTH STATE CHAMPS



David Jackson, Play-By-Play  
Avery Hall, Analyst



Adam Witten, Play-By-Play  
Brandon Turner, Analyst  
Matt Present, Sideline

**Radio affiliates:** FLAGSHIP 97.3 FM (North Wilkesboro), 730 AM/97.5 FM (Charlotte), 950 AM/92.7 FM (Greensboro), 980 AM/96.7 FM (Winston-Salem), 790 AM/93.7 FM (Johnson City), 1450 AM/107.7 FM (Hendersonville)

Listen online at [appstatesports.com](http://appstatesports.com) or on the **SiriusXM app**



App State  
**MOUNTAINEERS**  
(4-2, 1-1 Sun Belt)

**Coach: Dowell Loggains**  
**Career:** 4-2/1st year

## GAME 7

**Date:** Saturday, Oct. 18, 2025

**Time:** 3:30 p.m.

**Location:** Boone, N.C.

**Venue:** Kidd Brewer Stadium (30,000)

**Elevation:** 3,333 feet

**Sellout Streak:** Previous 13 games

**Series:** App State leads 7-4 (4-4 FBS)

**In Boone:** App State leads 6-1 (3-1 FBS)

**Last year in Conway:** L, 38-24 (11/7/24)

**Last time in Boone:** L, 27-24 (10/10/23)



Coastal Carolina  
**CHANTICLEERS**  
(3-3, 2-1 Sun Belt)

**Coach: Tim Beck**  
**Career:** 17-15/3rd year

## APP STATE COACHING STAFF

### On the sideline:

Dowell Loggains, Head coach  
Clyde Christensen, Associate HC  
DJ Smith, DC/LBs  
Jeff Crosby, SPT Coordinator  
Curtis Fuller, Def PG Coord./DBs  
Aashon Larkins, RBs  
Anthony Shakir, Edges

Keith Jones Jr., DL  
Allen Mogridge, OL  
Riley Watkins, QBs/WRs  
**In the booth:**  
Ryan Yurachek, TEs  
Kevin Higgins, Chief of Staff/PG Spec.  
Bob Sanders, Sr. Def. Assistant  
Mark Speir, Offensive Assistant

## TOP STORYLINES

- App State enters its first Sun Belt Conference home game of the season with a two-game winning streak, as the Mountaineers closed out nonleague play with a 27-23 home victory against Oregon State and improved to 1-1 in the Sun Belt with a 41-20 victory at Georgia State in their first East Division showdown of the season. App State led 31-0 in the third quarter in Atlanta.
- App State Athletics is encouraging fans to wear gold to Saturday's homecoming game. There were 25,000 gold rally towels distributed at the last home game, contributing to a grassroots effort among fans to have a gold-oriented theme for Coastal Carolina's visit to Boone. It will be the first App State-Coastal game on a Saturday since 2020, when the Chanticleers ended a six-game losing streak to the Mountaineers and started a 4-1 run over the previous five meetings.
- The Mountaineers have sold out of season tickets for four straight years, and Oregon State's visit was the 13th straight single-game sellout at The Rock, which has been named a top 25 stadium in college football. The top four single-season home attendance marks in App State and Sun Belt history have been those reached by Mountaineer fans at The Rock in 2021, 2022, 2023 and 2024.
- Nineteen of the top 22 crowds in Kidd Brewer Stadium history have occurred since the start of 2022, and all 20 home crowds in that stretch have topped 30,000, including 34,921 for the 2025 home opener and 35,021 for the Oregon State game.
- App State has won nine of its last 10 home games, and the Mountaineers have a 14-game home winning streak on Saturdays, dating back to a 2022 loss to James Madison.
- In the first two starts of his FBS career, QB **JJ Kohl** (Iowa State transfer) threw 5 TD passes, rushed for a TD and didn't have a pass intercepted. After accounting for 2 TDs while throwing for 218 yards vs. Oregon State, Kohl completed 21 of 32 passes for 309 yards and 4 TDs at Georgia State.
- Rashod Dubinion** rushed for at least 95 yards in each of the first five games and is 5th nationally with 111.2 yards per game. He's rushed for 111, 194, 95, 113, 98 and 56 yards after having two 100-yard games (both 112) and three games of at least 95 yards at Arkansas from 2022-24.

### Rank, Name, School

1. Cam Cook, Jax State 138.7 142/832  
2. Ahmad Hardy, Missouri 130.3 115/782  
3. Robert Henry Jr., UTSA 121.7 92/730

### Rank, Name, School

4. Justice Haynes, Michigan 117.5 95/705  
5. Rashod Dubinion, App State 111.2 119/667  
6. LJ Martin, BYU 108.7 101/652

- Among FBS TEs, **Izayah Cummings** ranks 5th at 4.5 catches a game and 10th at 49.3 yards a game.
- App State ranks 6th nationally/2nd Sun Belt in rushing defense (81.5 yards allowed per game) and T-8th nationally/1st Sun Belt in tackles for loss (7.83 per game).
- App State LB **Colton Phares** (38 tackles, 6.5 TFLs, 2 INTs) is the only FBS defender with at least 30 tackles, 6.0 TFLs and 2 interceptions this season. He intercepted a fourth-quarter pass into the end zone and also assisted on a fourth-and-goal stop during a late goal line stand in a 10-tackle performance against Oregon State, then made a leaping INT at Georgia State. Phares moved from safety to linebacker midway through the 2024 season and has gained 40 pounds since enrolling.

	<b>vs. Charlotte</b> Charlotte, N.C. (BoFA)	<b>Friday, Aug. 29</b> W, 34-11 ESPNU
	<b>LINDENWOOD</b> BOONE, N.C.	<b>Saturday, Sept. 6</b> W, 20-13 ESPN+
	<b>at Southern Miss*</b> Hattiesburg, Miss.	<b>Saturday, Sept. 13</b> L, 38-22 ESPN+
	<b>at Boise State</b> Boise, Idaho	<b>Saturday, Sept. 27</b> L, 47-14 FS1
	<b>OREGON STATE</b> BOONE, N.C.	<b>Saturday, Oct. 4</b> W, 27-23 ESPN+
	<b>at Georgia State*</b> Atlanta, Ga.	<b>Saturday, Oct. 11</b> W, 41-20 ESPN+
	<b>COASTAL CAROLINA*</b> BOONE, N.C.	<b>Saturday, Oct. 18</b> 3:30 p.m. ESPN+
	<b>at Old Dominion*</b> Norfolk, Va.	<b>Saturday, Oct. 25</b> Noon ESPNU
	<b>GEORGIA SOUTHERN*</b> BOONE, N.C.	<b>Thursday, Nov. 6</b> 7:30 p.m. ESPN/2
	<b>at James Madison*</b> Harrisonburg, Va.	<b>Saturday, Nov. 15</b> TBD TBD
	<b>MARSHALL*</b> BOONE, N.C.	<b>Saturday, Nov. 22</b> TBD TBD
	<b>ARKANSAS STATE*</b> BOONE, N.C.	<b>Saturday, Nov. 29</b> TBD TBD

STRATEGIC COMMUNICATIONS



**JOEY JONES**  
Sr. Associate Athletics Director  
Primary Football Contact  
Email: jonesj7@appstate.edu  
Cell phone: 828-964-7183



**BRET STRELOW**  
Assistant A.D. for Strat. Comm.  
Secondary Football Contact  
Email: strelowb@appstate.edu  
Cell phone: 828-963-3069

**KATHERINE JAMTGAARD**  
Email: jamtgaardka@appstate.edu

**JACOB PLECKER**  
Email: pleckerjw@appstate.edu

**MATT PRESENT**  
Email: presentm@appstate.edu

**LAYNE MCNARY**  
Email: mcnarylc@appstate.edu

**Mailing Address**  
App State Strategic Communications  
425 Jack Branch Drive  
Boone, NC 28608

APP STATE MEDIA SCHEDULE — STANDARD WEEK

SUNDAY	MONDAY	TUESDAY	WEDNESDAY	THURSDAY	FRIDAY
• No interviews	• Sun Belt teleconference for Coach Loggains at 11:30 a.m.  • Morning press conference with Coach Loggains at 11:45 a.m.	• Practice open (Select interviews after practice)	• Practice open (Select interviews after practice)  • Mountaineer Talk (No interviews afterward)	• Practice closed (No interviews)	• Practice closed (No interviews)

WHEN REFERENCING APP STATE, PLEASE USE:

- App State (preferred over Appalachian State)
- Appalachian State University
- Mountaineers
- Pronunciation: app-uh-LATCH-in

PLEASE DO NOT USE:

- ASU
- Appy State
- Appy
- AppState
- App. State
- Pronunciation: app-uh-LAY-chin

APP STATE OFFICIAL MARKS



Primary (Block A)



Secondary (Victory Yosef)



MEDIA POLICIES/INFORMATION

During a standard week with a Saturday game, App State will have Monday, Tuesday and Wednesday media availabilities.

Head coach Dowell Loggains' appearances on the weekly Sun Belt coaches Zoom sessions are Mondays from 11:30 a.m. ET until approximately 11:37 a.m.

After his appearance on the Sun Belt Zoom session, Loggains will be available for an interview with in-person media members. Media members interested in participating should contact Joey or Bret by the end of the day Sunday to receive further information for that week's interviews.

During standard weeks, Tuesday and Wednesday practices will be open to approved media members.

If you plan to attend one or both open practices, communicate those plans and submit specific interview requests to Joey or Bret by 9 a.m. on Tuesday (for Tuesday's practice) and 9 a.m. on Wednesday (for Wednesday's practice). If you have more than one person from your organization planning to attend, the name of each attendee needs to be shared in advance.

Practices are closed to the public.

Media attending practice are forbidden from reporting (e.g. tweeting, blogging, etc.) on anything until after the post-practice interviews have been conducted. This includes media who leave practice early.

No videos or photos can be taken during practice without prior permission from the App State strategic communications office.

WEEKLY SUN BELT ZOOM SESSIONS

- 11:30 a.m. – Dowell Loggains, App State
- 11:37 a.m. – Tim Beck, Coastal Carolina
- 11:44 a.m. – Bryant Vincent, ULM
- 11:51 a.m. – Bob Chesney, James Madison
- 11:58 a.m. – Dell McGee, Georgia State
- 12:05 p.m. – GJ Kinne, Texas State
- 12:12 p.m. – Clay Helton, Georgia Southern
- 12:19 p.m. – Michael Desormeaux, Louisiana
- 12:26 p.m. – Gerad Parker, Troy
- 12:33 p.m. – Tony Gibson, Marshall
- 12:40 p.m. – Butch Jones, Arkansas State
- 12:47 p.m. – Ricky Rahne, Old Dominion
- 12:54 p.m. – Charles Huff, Southern Miss
- 1:01 p.m. – Major Applewhite, South Alabama

• To participate, contact Joey Jones or Bret Strelow for information on how to access the Zoom link.

HOME GAME CREDENTIALS/MEDIA

Requests will be made on a game-by-game basis and can be accessed by filling out the form at appstatesports.com/2025FBCredentials.

App State Strategic Communications reserves the right to deny any request for a credential. The number of requests, coupled with the amount of press box and sideline space available to media members, will factor into credential approvals for each game.

Parking is not guaranteed with a credential, but App State Strategic Communications will do its best to provide at least one game day parking spot for each credentialed media outlet.

Head coach Dowell Loggains and select players will be made available for a postgame press conference on the third floor of the north end zone facility. Media members can attend by entering the front/streetside entrance of the north end zone facility and taking the elevator to the team room on the third floor.

On game days, please communicate with the visiting team's communications staff on the second row of the press box for info on their interview procedures.

FBS RANKINGS OF NOTE

Team Category	Avg	FBS	SBC
Tackles for Loss	7.83	T-8th	1st
Rushing Defense	81.5	6th	2nd
Red Zone D (Score %)	70.0	T-9th	1st
Individual Category	Avg	FBS	SBC
R. Dubinion Rushing	111.2	5th	1st
E. Johnson Passes defended	1.33	T-6th	T-1st
K. A-Verwayne Forced fumbles	0.33	T-13th	T-1st

MOST WINS SINCE 2014 (FBS DEBUT)

1.	Alabama	141-19 (.881)
2.	Ohio State	135-17 (.888)
3.	Clemson	132-27 (.830)
4.	Georgia	130-26 (.833)
T5.	Oklahoma	113-37 (.753)
T5.	Notre Dame	113-37 (.753)
7.	Boise State	110-38 (.743)
8.	Oregon	108-40 (.730)
9.	Michigan	106-39 (.731)
10.	Memphis	105-43 (.710)
T11.	App State	104-43 (.708)
T11.	LSU	104-43 (.708)
T11.	Penn State	104-44 (.698)

MOST WINS SINCE 2014 (G6)

1.	Boise State	110-38 (.743)
2.	Memphis	105-43 (.710)
3.	App State	104-43 (.708)

MOST WINS SINCE 2015 (FULL FBS)

1.	Alabama	129-17 (.884)
2.	Clemson	122-24 (.836)
3.	Ohio State	121-16 (.883)
4.	Georgia	120-23 (.839)
T5.	Oklahoma	105-32 (.766)
T5.	Notre Dame	105-32 (.766)
7.	Michigan	101-32 (.759)
8.	Boise State	98-36 (.731)
T9.	App State	97-38 (.719)
T9.	Penn State	97-39 (.713)

MOST WINS SINCE 2015 (G6)

1.	Boise State	98-36 (.731)
2.	App State	97-38 (.719)
3.	Memphis	95-40 (.704)

BEST LEAGUE WIN% (FBS SINCE 2014)

1.	Ohio State (Big Ten)	93-9 (.912)
2.	Alabama (SEC)	90-12 (.882)
3.	Clemson (ACC)	87-14 (.861)
4.	Boise State (MWC)	78-16 (.830)
5.	Georgia (SEC)	80-22 (.784)
6.	Army (now AAC)	18-6 (.750)
7.	Oklahoma (Big 12/SEC)	76-27 (.738)
8.	App State (Sun Belt)	69-25 (.734)
9.	Michigan (Big Ten)	73-27 (.730)

BEST HOME WIN % (FBS SINCE 2014)

1.	Alabama	75-3 (.962)
2.	Ohio State	73-6 (.924)
3.	Clemson	71-7 (.910)
4.	Georgia	65-7 (.903)
5.	Oregon	64-10 (.865)
6.	Oklahoma	61-10 (.859)
7.	Memphis	66-12 (.846)
8.	App State	59-11 (.843)

STORYLINES (CONTINUED)

- Head coach **Dowell Loggains**' staff has a combined 93 years of NFL experience, including 16 from Loggains, 27 from associate head coach **Clyde Christensen** and 18 from senior defensive assistant **Bob Sanders**. A two-time Super Bowl champ, Christensen has coached the likes of **Tom Brady, Peyton Manning, Andrew Luck, Marvin Harrison, Jameis Winston** and **Drake Maye**, with Manning and Brady ending the 2006 and 2020 seasons as Super Bowl MVPs.
- The App State family has been mourning the Sept. 21 passing of **Shawn Clark**, who played for the Mountaineers as an offensive lineman from 1994-98 and coached in Boone from 2016-24, serving as the head coach from the 2019 bowl game through 2024. Clark wore No. 61 during his collegiate career, and the Mountaineers wore helmet stickers with the No. 61 during their Sept. 27 road game. In the first home game since his passing, in addition to the helmet stickers, "61" was painted on the southeast hill of Kidd Brewer Stadium, and the crowd participated in a moment of celebration.
- The Mountaineers' roster has 56 newcomers, including 37 transfers, and five fifth-year players who were App State true freshmen in 2021: LB **Kyle Arnholt**, DB **Jordan Favors**, TE **David Larkins**, OT **Jayden Ramsey** and WR **Dalton Stroman**.
- Of App State's 56 newcomers, eight of 11 offensive starters and five of 11 defensive starters in the opener vs. Charlotte were newcomers via the transfer portal, with special teams including a transfer punter and two true freshmen (at kicker and long snapper).
- Those 16 newcomer "starts" were among the 36 players who made their App State debuts in the opener: 27 transfers, six true freshmen, two redshirt freshmen and one redshirt sophomore.
- The Mountaineers have secondary ties to Coastal, as CB **Cristian Conyer** played for current App State DBs coach **Curtis Fuller** in Conway last season. Fuller coached at Coastal from 2023-24.
- Sideline by injury early in the season, WR **Davion Dozier** didn't catch a pass in his App State debut at Boise State, but he has caught TD passes from **JJ Kohl** in each of their first two starts.
- After starting his career at Vanderbilt and spending last season at LSU, **AJ Swann** set a record for passing yards in his App State debut by completing 31 of 46 passes for 368 yards, three TDs and no INTs vs. Charlotte. He started the first four games but suffered an injury at Southern Miss.
- App State's final two nonconference games featured a 1,900-mile trip home from Boise State and an Oct. 4 home game against Oregon State, which traveled more than 2,200 miles to Boone. The Mountaineers' 27-23 victory against Oregon State was their first home win against a team from the ACC, Big Ten, Big 12, Pac-12 or SEC.
- App State led 17-0 after one quarter and 27-21 entering the fourth vs. Oregon State, whose three fourth-quarter drives ended via an end-zone INT on a third-and-goal pass, a goal line stand with three straight run stops from the 1 following a first-down run from the 3 and finally a last-minute INT that followed a sack on a first-and-10 play from the App State 25. On the second play after the goal line stand, App State fumbled the ball but fell on it in the end zone for a safety and free kick.

FUTURE SCHEDULES

<b>2026</b>
Sept. 5 vs. MAINE
Sept. 12 at East Carolina
Sept. 19 vs. CHARLOTTE
Sept. 26 at NC State
<b>2027</b>
Sept. 4 vs. BOISE STATE
Sept. 11 at South Carolina
Sept. 18 at Charlotte
<b>2028</b>
Sept. 2 vs. WESTERN CAROLINA
Sept. 16 vs. CHARLOTTE
Sept. 23 at Toledo
Sept. 30 vs. NC STATE
<b>2029</b>
Sept. 8 at South Carolina
Sept. 15 at Charlotte
<b>2030</b>
Sept. 28 vs. TOLEDO
TBA at Charlotte
<b>2031</b>
Sept. 13 at Liberty
<b>2032</b>
Sept. 25 at Oregon State
<b>2033</b>
Sept. 3 vs. SOUTH CAROLINA
<b>2034</b>
Sept. 2 at South Carolina

WATCH LISTS/HONORS

<b>IN SEASON AWARDS</b>
<b>8/29: QB AJ Swann</b> (Sun Belt Offensive Player of the Week, Manning Award Stars of the Week, Davey O'Brien Award Great 8)
<b>8/29: Kevin Abrams-Verwayne</b> (PFF's All-G6 team)
<b>8/29: DC DJ Smith</b> (Sun Belt Coordinator of the Week from CBS Sports)
<b>10/4: K Dominic De Freitas</b> (Sun Belt Special Teams Player of the Week)
<b>10/11: TE Izayah Cummings</b> (PFF's National Team of the Week)
<b>NATIONAL INDIVIDUAL AWARD WATCH LISTS</b>
<b>East-West Shrine Bowl</b>
Jaden Barnes, WR, Thomas Davis, DL
Jayden Ramsey, OL, Griffin Scroggs, OL
<b>Allstate AFCA Good Works Team (Service) + Allstate Wuerffel Trophy (Service &amp; Leadership)</b>
Ethan Johnson, DB
<b>Campbell Trophy (Academic Heisman)</b>
Ethan Johnson, DB
<b>PRESEASON ALL-SUN BELT</b>
<b>Second Team</b>
Dalton Stroman, WR

LEADING PLAYER GAMES/STARTS			OVERTIME RESULTS			2025 TRENDS	
	Career NCAA	Career Starts	App State is 7-11 all-time in overtime games, including 2-6 at the FBS level. Fourteen of the 18 OT games have been played on the road.			<b>App State's Non-League Record ...</b>	
Player	Games	(In a Row)	Date	Opponent	Result	At Home	2-0
Izayah Cummings	57 (6 App)	8 FBS	11/18/23	at #18 James Madison	W, 26-23 (OT)	On the road	0-1
Myles Farmer	53 (9 App)	16 FBS	9/9/23	at #17 North Carolina	L, 40-34 (2OT)	Neutral Site	1-0
Dalton Stroman	43	8 (5)	11/26/22	at Georgia Southern	L, 51-48 (2OT)	<b>App State's League Record ...</b>	
Kyle Arnholt	42	22 (3)	9/1/18	at #9 Penn State	L, 45-38 (OT)	At Home	0-0
David Larkins	40	9 (6)	10/28/17	at UMass	L, 30-27 (2OT)	On the road	1-1
Jordan Favors	40	16	9/1/16	at #9 Tennessee	L, 20-13 (OT)	<b>App State's Record in Games ...</b>	
Ethan Johnson	40	32 (16)	10/31/15	Troy	W, 44-41 (3OT)	Decided by 1-3 points	0-0
Rashod Dubinion	37 (6 App)	13 FBS (6)	10/11/14	Liberty	L, 55-48 (OT)	4-7 points	2-0
DJ Burks	33	7	12/1/12	Illinois State	L, 38-37 (OT)	8-10 points	0-0
Thomas Davis	32 (31 App)	14	11/6/10	at Georgia Southern	L, 21-14 (OT)	11-19 points	0-1
Kanen Hamlett	31	2	10/3/09	at The Citadel	W, 30-27 (OT)	20-29 points	2-0
Ronnie Porter	31 (6 App)	0	10/21/06	at Georgia Southern	W, 27-20 (2OT)	30+ points	0-1
Will Flowers	31 (6 App)	25 NCAA (6)	12/9/00	at Montana	L, 19-16 (OT)	<b>App State's Record When Scoring ...</b>	
Dylan Hasz	30 (6 App)	5 FBS (5)	10/3/98	at Wake Forest	W, 30-27 (OT)	10-19 points	0-1
Griffin Scroggs	30	5	11/26/94	at New Hampshire	W, 17-10 (OT)	20-29 points	2-1
Elijah Mc-Cantos	29 (17 App)	7 (4)	11/19/94	VMI	L, 26-23 (OT)	30+ points	2-0
Jaden Barnes	29 (6 App)	15 NCAA (2)	10/19/91	at Furman	W, 26-23 (3OT)	<b>App State's Record When Allowing ...</b>	
Ahmad Robinson	29 (6 App)	N/A				10 or fewer points	0-0
Cristian Conyer	28 (6 App)	N/A				11-19 points	2-0
Tyriq Poindexter	27 (1 App)	24 NCAA				20-29 points	2-0
Joseph Bakhole	26 (5 App)	10 NCAA				30+ points	0-2
Kevin Abrams-Verwayne	26	8 (1)				<b>App State's Record in Games ...</b>	
Jayden Ramsey	26	14 (13)				During the day	4-0
Kanye Roberts	25	9				At night	1-2
Shamarr Jackson	23 (6 App)	15 FBS (6)				Scoring first	3-1
Rondo Porter	23 (6 App)	6 FBS (6)				Opponent scores first	1-1
Ja'Den McBurrows	22 (3 App)	3 FBS				Leading after 1st quarter	3-0
AJ Swann	21 (4 App)	16 FBS				Trailing after 1st quarter	1-1
						Tied after 1st quarter	0-1
						Leading at halftime	4-0
						Trailing at halftime	0-2
						Tied at halftime	0-0
						Leading after 3rd quarter	4-0
						Trailing after 3rd quarter	0-2
						Tied after 3rd quarter	0-0
						100-yard rusher	2-1
						100-yard receiver	3-1
						300-yard passer	2-0
						Winning turnover battle	3-0
						Losing turnover battle	1-2

#APPSTATENFL	APP STATE BY THE NUMBERS	APP STATE AT A GLANCE
<p>App State has 11 football alums on NFL rosters at this point in the regular season:</p> <p>*Tyrek Funderburk — Minnesota Vikings (CB) Akeem Davis-Gaither — Arizona Cardinals (LB) Nick Hampton — Los Angeles Rams (OLB) ^Cooper Hodges — Jacksonville Jaguars (OL) *Shemar Jean-Charles — Seattle Seahawks (CB) D'Marco Jackson — Chicago Bears (LB) Kendall Lamm — Miami Dolphins (OL) *Ahmani Marshall — Cleveland Browns (RB) Sam Martin — Carolina Panthers (P) ^Jalen McLeod — Jacksonville Jaguars (LB) Ryan Neuzil — Atlanta Falcons (OL)</p> <p>* Practice Squad ^ Injured List</p>	<ul style="list-style-type: none"><li>• After the 2024-25 year, 3.32 cumulative GPA for student-athletes</li><li>• 3.0+ cumulative GPA for 13 straight years</li><li>• Fifteen teams boasted a 2025 spring semester GPA above 3.0</li><li>• Had 454 student-athletes make the university's Chancellor's and Dean's Lists combining the 2024 fall and 2025 spring</li><li>• App State ranked in the top six among the 14 football-playing members in the Sun Belt with a combined 232 honorees among the lists for the Academic Honor Roll, Commissioner's List and 1A FAR Academic Excellence Award</li></ul>	<ul style="list-style-type: none"><li>• <b>APP STATE</b> made the U.S. News &amp; World Report's "Best Colleges" rankings for 2023-24</li><li>• <b>APP STATE</b> was listed among the "Best Colleges in America," ranked by value, according to Money.com.</li><li>• <b>APP STATE</b> has placed among the top 15 public and private Southern universities since U.S. News &amp; World Report's Best Colleges rankings were first published annually in 1987.</li><li>• <b>APP STATE</b> is a repeat winner at being ranked No. 1 among the Most Innovative Schools among Southern universities.</li><li>• <b>BOONE, N.C.</b>, ranked No. 9 on the 2023 list of Best College Towns in America according to BestColleges.com.</li><li>• <b>APP STATE'S</b> notable alums include country music stars Luke Combs (CMA's 2020 Male Vocalist of the Year and Album of the Year) and Eric Church (CMA's 2020 Entertainer of the Year), as well as author Stephen Dubner.</li></ul>



APP STATE-COASTAL CAROLINA SERIES

Year	Date	Site	Result
2024	Nov. 7	A	L, 38-24
2023	Oct. 10	H	L, 27-24
2022	Nov. 3	A	L, 35-28
2021	Oct. 20	H	W, 30-27
2020	Nov. 21	A	L, 34-23
2019	Sept. 28	H	W, 56-37
2018	Nov. 3	A	W, 23-7
2017	Oct. 21	H	W, 37-29
2012	Sept. 29 (FCS)	H	W, 55-14
2006	Nov. 25 (FCS)	H	W, 45-28
2005	Sept. 17 (FCS)	H	W, 30-3

FBS GAMES IN BOONE

**2023 RECAP: Coastal 27, App State 24**  
BOONE, N.C. — Coastal Carolina's Kade Hensley kicked a 24-yard field goal with no time remaining in a nationally televised Tuesday night game at Kidd Brewer Stadium.

After allowing a touchdown on the game-opening drive and falling behind 14-0 in the first eight minutes, App State (3-3, 1-1) pulled even twice — at 17-all in the third quarter and 24-all in the fourth.

Caden Sullivan's stop for a 1-yard loss on Grayson McCall's fourth-and-2 keeper from the Mountaineers' 14 midway through the fourth quarter gave App State its first possession of the game in which it wasn't facing a deficit. Joey Aguilar completed a pass to Milan Tucker for a 69-yard gain, but Coastal forced a fumble at the end of the long run.

The Chanticleers responded with an 11-play drive, as CJ Beasley slid down short of the end zone on a 21-yard gain in the final minute.

**2021 RECAP: App State 30, #14 Coastal 27**  
BOONE, N.C. — Chandler Staton's 24-yard field goal as time expired lifted App State to a dramatic win on a Wednesday night.

With the previously unbeaten Chanticleers serving as the highest-ranked FBS team to ever visit The Rock, Malik Williams caught 10 passes for a career-high 206 yards. Chase Brice threw for 347 yards and two touchdowns to help App State overcome an early 14-0 deficit.

**2019 RECAP: App State 56, Coastal 37**  
BOONE, N.C. — Zac Thomas had two touchdown passes while throwing for 246 yards and App State's three primary running backs accounted for a combined five rushing touchdowns in a sold-out game that featured a two-hour, three-minute weather delay late in the first quarter.

**2017 RECAP: App State 37, Coastal 29**  
BOONE, N.C. — Taylor Lamb became the school's leader in career touchdown passes and threw for 427 yards, the second-highest total in program history, as App State overcame a halftime deficit to win.

Last Meeting (2024): Mountaineers Topped In Midweek Trip To Conway

Nov. 7, 2024

APP STATE	0	10	0	14	—	24
Coastal	14	3	14	7	—	38

CONWAY, S.C. — App State's winning streak against Sun Belt East Division opponents came to a close in a loss at Coastal Carolina.

The Mountaineers, who arrived at Brooks Stadium for the ESPN midweek game with back-to-back division victories at home against Georgia State and Old Dominion, were led by 124 rushing yards on a career-high 28 attempts and two fourth-down rushing touchdowns from Ahmani Marshall. He posted his third straight 100-yard game and had a team-high six catches.

Joey Aguilar gained 95 yards on his positive runs, including a 49-yard keeper, but lost 65 yards on four sacks before finishing with 226 passing yards and one touchdown. Kaedin Robinson made five receptions for a team-high 76 yards and a score, suffering a season-ending injury at the end of the 25-yard touchdown.

Both halves started in forgettable fashion for the Mountaineers.

Coastal Carolina (5-4, 2-3) scored two TDs and a field goal on its first three drives, helped by a pair of App State turnovers on its first two possessions, including a lost fumble off a sack on a first-and-goal play from the 4. App State (4-5, 2-4 Sun Belt) fought back to within 17-10 at the



break and received the ball to open the third quarter. Coastal followed a three-and-out punt with a 17-play, 87-yard touchdown drive that lasted nearly nine minutes, then free safety AJ Williams picked off a pass on the first play of the Mountaineers' next series and returned the ball 35 yards to the 1. Just like that, on Ethan Vasko's 1-yard scoring run, the Chanticleers had a 31-10 lead in the third quarter.

App State did answer with a 12-play, 75-yard touchdown drive that included Marshall's 2-yard touchdown run on a fourth-and-goal carry.

The Mountaineers forced a punt with 8:48 remaining and had a first down at the Coastal 20 with roughly five minutes left in a 31-17 game before a grounding penalty and back-to-back sacks created a turnover on downs with a combined three-play loss of 44 yards to the App State 36. The Chanticleers added an insurance touchdown with 2:26 left.

SCORING SUMMARY

Team	Qtr	Time	Scoring Play	Plays	Time	Score
CCU	1st	10:40	Bennett 12 yd run (Hensley kick)	7-68	4:14	0-7
CCU	1st	3:03	Bennett 37 yd run (Hensley kick)	6-68	3:28	0-14
CCU	2nd	13:25	Hensley 29 yd field goal	6-37	2:25	0-17
APP	2nd	10:23	Moore 38 yd field goal	8-56	3:02	3-17
APP	2nd	3:07	Marshall 2 yd run (Moore kick)	10-77	5:31	10-17
CCU	3rd	5:02	Bennett 2 yd run (Hensley kick)	17-87	8:42	10-24
CCU	3rd	4:05	Vasko 1 yd run (Hensley kick)	2-1	0:42	10-31
APP	4th	14:19	Marshall 2 yd run (Moore kick)	12-75	4:46	17-31
CCU	4th	2:26	Tucker 6 yd pass from Vasko (Hensley kick)	4-36	0:55	17-38
APP	4th	1:40	Robinson 25 yd pass from Aguilar (Moore kick)	4-75	0:46	24-38

STAT LEADERS

APP STATE				COASTAL CAROLINA			
Rushing	Att.	Yds	TD	Rushing	Att.	Yds	TD
Marshall	28	124	2	Bennett	9	88	3
Aguilar	10	30	0	Washington	12	68	0
Castle	1	1	0	Vasko	13	52	1
Team	1	-5	0	Price	3	5	0
Totals	40	150	2	Totals	41	203	4
Passing	Cmp-Att-Int	Yds	TD	Passing	Cmp-Att-Int	Yds	TD
Aguilar	17-31-2	226	1	Vasko	14-18-0	150	1
Totals	17-31-2	226	1	Totals	14-18-0	150	1
Receiving	No.	Yds	TD	Receiving	No.	Yds	TD
Marshall	6	36	0	Bennett	4	33	0
Robinson	5	76	1	Wright	2	25	0
Stroman	4	43	0	Tucker	2	17	1
Jackson	2	71	0	Graves	2	14	0
Totals	17	226	1	Washington	1	24	0
				Berrong	1	24	0
				McKie	1	7	0
				Karr	1	6	0
				Totals	14	150	1



WELCOME TO THE ROCK

ELEVATION 3,333 FT.



APP STATE RECORD AT KIDD BREWER STADIUM SINCE 2003: 124-23

Kidd Brewer Stadium stakes claim to being one of the toughest but also most picturesque college football venues in the nation.

After “The Rock” was voted the top Group of Five stadium in the country by CFB Campus Tour in 2023 and 2024, ESPN named Kidd Brewer Stadium one of the top 25 stadiums in all of college football.

In the 64th season in the venue, which opened as Conrad Stadium on Sept. 15, 1962, App State has a 279-81-5 all-time record at The Rock.

The top four single-season average home attendance marks in App State and Sun Belt Conference history have been those reached by Mountaineer fans at The Rock in 2021, 2022, 2023 and 2024.

App State set single-season school and Sun Belt records with an average home crowd of 34,734 in 2023, with the 2024 average of 34,623 falling just short.

With a \$50 million north end zone facility, removal of the track and installation of new turf, The Rock had a new look in 2021, as the end zone facility opened for fans before a 2020 game vs. Georgia State. Hall of Fame coach Jerry Moore was also honored before the 2021 opener with a plaza and statue in his name.

Kidd Brewer Stadium’s official seating capacity was 16,650 in 2007, but several expansion projects have almost doubled the capacity.



TOP 10 HOME CROWDS				
	Atten.	Opponent	Result	Date
T1)	40,168	East Carolina	W, 43-28	Sept. 16, 2023
T1)	40,168	North Carolina	L, 63-61	Sept. 3, 2022
3)	36,752*	ECU (Thurs.)	W, 33-19	Sept. 2, 2021
4)	36,232	ETSU	W, 38-10	Aug. 31, 2024
5)	36,075	Gardner-Webb	W, 45-24	Sept. 2, 2023
6)	35,126	Wake Forest	L, 20-19	Sept. 23, 2017
7)	35,021	Oregon State	W, 27-23	Oct. 4, 2025
8)	34,954	Old Dominion	W, 28-20	Nov. 2, 2024
9)	34,921	Lindenwood	W, 20-13	Sept. 6, 2025
10)	34,658	#25 Miami	L, 45-10	Sept. 17, 2016
*Officially home game in Charlotte's Bank of America Stadium				

KBS RECORDS SINCE 2003									
Year	Won	Lost	Tied	Pct.	Year	Won	Lost	Tied	Pct.
2003	5	0	0	1.000	2015	5	1	0	.833
2004	6	0	0	1.000	2016	5	1	0	.833
2005	7	0	0	1.000	2017	5	1	0	.833
2006	9	0	0	1.000	2018	6	0	0	1.000
2007	8	1	0	.889	2019	6	1	0	.857
2008	7	1	0	.875	2020	5	1	0	.833
2009	6	1	0	.857	2021	6	0	0	1.000
2010	7	1	0	.875	2022	5	2	0	.714
2011	6	1	0	.857	2023	5	1	0	.833
2012	4	3	0	.571	2024	4	1	0	.750
2013	2	4	0	.333	2025	2	0	0	1.000
2014	4	2	0	.667	FBS	58	11	0	.841
					All-Time	279	81	5	.771



# DOWELL LOGGAINS

A respected play-caller at both the NFL and college levels, Dowell Loggains was named the head coach of App State Football on Dec. 7, 2024.

Hired at the age of 44, Loggains (pronounced LOG-ins) became the 23rd head coach in program history. His five-year contract runs through the 2029 season.

Before serving as South Carolina's offensive coordinator and quarterbacks coach during the 2023 and 2024 seasons, Loggains was an assistant for two years at his alma mater, Arkansas, after spending 16 years in the NFL. That includes his time as an offensive coordinator or quarterbacks coach for the Tennessee Titans (2010-13), Cleveland Browns (2014), Chicago Bears (2015-17), Miami Dolphins (2018) and New York Jets (2019-20).

Loggains' offense during the 2024 season helped the Gamecocks reach the brink of the College Football Playoff with a 9-3 regular-season record that included wins over Oklahoma, Texas A&M, Missouri and Clemson. South Carolina had the third-best rushing offense in the SEC during the regular season at 188.9 yards per game while ranking top 50 in the country in scoring, yardage, rushing, first downs and completion percentage.

He developed redshirt freshman LaNorris Sellers into one of college football's most dangerous dual-threat quarterbacks. Under Loggains' watch, Sellers threw for 2,274 yards with 17 touchdowns while also rushing for 655 yards and seven scores against one of the country's toughest schedules. He ranked 20th nationally in passing efficiency, 14th in yards per attempt, 25th in yards per completion, 28th in total offense and 35th in completion percentage.

Loggains also found success utilizing Raheim "Rocket" Sanders, one of the SEC's best running backs, to form a dynamic rushing attack.

In his first season in Columbia, Loggains turned future NFL quarterback Spencer Rattler and a future NFL first-round draft pick, wide receiver Xavier Legette, into one of the most lethal pass-and-catch combinations in the country.

Loggains spent the 2021 and 2022 seasons as the Arkansas Razorbacks' tight ends coach, earning a reputation as a top-25 national recruiter there.

During his decade-plus as an NFL coordinator and QBs coach, he mentored the likes of Sam Darnold, Jay Cutler, Mitchell Trubisky, Brian Hoyer and Vince Young at QB, as well as running backs Chris Johnson, Kenyan Drake and Jordan Howard.

Loggains graduated from the University of Arkansas with a bachelor's degree in kinesiology in 2003 and a master's degree in education in 2005. He walked on to the Razorback football program in 2000 as a quarterback and holder before earning a scholarship and becoming a four-year letterman, appearing in 50 games.

Loggains and his wife, Beth, have four children: daughters Reese, Aven and Conner, and son, Ryne.

In Columbia, Rattler set a school record by completing 68.9 percent of his pass attempts for 3,186 yards, the third-highest single-season total in school history. Legette caught 71 passes for 1,255 yards, the second-highest receiving yards mark in the South Carolina record books.

Before returning to his alma mater of Arkansas, Loggains served as the New York Jets' offensive coordinator and quarterbacks coach in 2019 and 2020. During his first season with the Jets, he guided an offense that was among the league's most proficient on opening drives, scoring 40 first-possession points. Darnold's numbers improved from his rookie campaign, increasing his completion percentage, passing yards, touchdown passes and passer rating while also lowering his interceptions.

Loggains oversaw a Miami offense that averaged 4.68 yards per rush in 2018, the NFL's ninth-best mark. The Dolphins also ranked second in the league with 14 passing touchdowns of 20-plus yards.

Loggains began a three-year stint in Chicago in 2015 as the Bears' quarterbacks coach, where he mentored Cutler to a career season.

He worked as the Cleveland Browns quarterbacks coach in 2014 under offensive coordinator Kyle Shanahan. He helped Hoyer to a career season, as the six-year veteran won seven games (in 13 starts) and threw for over 3,000 yards.

Loggains began his coaching career with Tennessee in 2006 and spent eight seasons with the Titans in a variety of roles, ultimately serving as the offensive coordinator for part of 2012 and all of 2013. He joined the Titans as a coaching administrative assistant (2006-07) and quality control coach (2008-09) before spending the next three seasons as the quarterbacks/passing game coordinator, helping Young achieve a career-high passer rating in 2010 and garner a Pro Bowl appearance.

Loggains' first professional experience came with the Dallas Cowboys as a scouting assistant in 2005.



COACH LOGGAINS AT A GLANCE	
Full Name	Danny Dowell Loggains Jr.
Birthdate	Oct. 1, 1980
Hometown	Newport, Ark.
Alma Mater	Arkansas, 2003
Playing Experience	Arkansas, 2000-04 (Quarterback/holder)
Wife	Beth
Children	Reese, Aven, Conner, Ryne
X/Twitter	@Dowell_Loggains

YEARS AS A COACH	
2005	Dallas Cowboys (Scouting assistant)
2006-07	Tennessee Titans (Coaching administrative assistant)
2008-09	Tennessee Titans (Quality control)
2010-12	Tennessee Titans (Passing game coordinator/QBs)
2013	Tennessee Titans (Offensive coordinator)
2014	Cleveland Browns (QBs)
2015-17	Chicago Bears (Offensive coordinator/QBs)
2018	Miami Dolphins (Offensive coordinator)
2019-20	New York Jets (Offensive coordinator/QBs)
2021	Penn State (Offensive analyst, spring 2021)
2021-22	Arkansas (Tight ends)
2023-24	South Carolina (Offensive coordinator/QBs)

NOTABLE COACHING ACCOMPLISHMENTS	
— Offensive coordinator or QBs coach for 5 NFL teams	
— Been on FBS staffs at Penn State, Arkansas and South Carolina	
— At South Carolina, coached NFL rookie starters Spencer Rattler (QB, New Orleans Saints) and Xavier Legette (first-round pick at WR, Carolina Panthers) in 2023 before coaching QB LaNorris Sellers (FWAA National Freshman Offensive Player of the Year) in 2024	
— Coached the likes of Matt Hasselbeck, Vince Young, Jay Cutler, Sam Darnold, Mitchell Trubisky and Brian Hoyer at QB in the NFL	
— Helped lead South Carolina to a top-15 national ranking in 2024	
— Considered a top-25 recruiter nationally during time at Arkansas	



## APP STATE COACHING STAFF TV CHART ON THE SIDELINES



**DOWELL LOGGAINS**  
Head Coach



**CLYDE CHRISTENSEN**  
Associate  
Head Coach




**DJ SMITH**  
Defensive  
Coordinator/LBs



**JEFF CROSBY**  
Special Teams  
Coordinator



**CURTIS FULLER**  
Defensive Pass  
Coordinator/DBs



**ANTHONY SHAKIR**  
Def. Recruiting  
Coordinator/Edges



**KEITH JONES JR.**  
Defensive  
Line



**AASHON LARKINS**  
Running  
Backs



**ALLEN MOGRIDGE**  
Offensive  
Line



**RILEY WATKINS**  
Quarterbacks/  
Wide Receivers



**MATT GREENHALGH**  
Associate A.D. for  
FB Athletic Perf.


### IN THE BOOTH



**RYAN YURACHEK**  
Tight  
Ends



**KEVIN HIGGINS**  
Chief of Staff/  
Pass Game Specialist



**BOB SANDERS**  
Senior Defensive  
Assistant



**MARK SPEIER**  
Director of HS  
Relations/Off. Asst.

### FOOTBALL HISTORY

<b>First Year</b> .....	1928
<b>All-Time Record</b> .....	672-364-28 (96th season)
<b>Conference Championships</b> .....	22
<b>North State Conference (6)</b> .....	1931, '37, '39, '48, '50, '54
<b>Southern Conference (12)</b> .....	1986, '87, '91, '95, '99, '05, '06, '07, '08, '09, '10, '12
<b>Sun Belt Conference (4)</b> .....	2016, '17, '18, '19
<b>Division titles (Format began in 2018 — 4)</b> .....	2018, '19, '21, '23
<b>NCAA Bowl Games</b> .....	8
<b>Years</b> .....	2015, '16, '17, '18, '19, '20, '21, '23
<b>Record</b> .....	7-1
<b>Most Recent</b> .....	2023 Cure Bowl (W)
<b>NCAA Division I FCS Playoff Appearances</b> .....	20
<b>Years:</b> 1986, '87, '89, '91, '92, '94, '95, '98, '99, '00, '01, '02, '05, '06, '07, '08, '09, '10, '11, '12	
<b>NCAA Division I FCS National Championships</b> .....	3
<b>Years</b> .....	2005, '06, '07
<b>NAIA Bowl Games</b> .....	9
<b>Record</b> .....	3-6
<b>Years</b> .....	1937, '38, '48, '49, '50 (2), '54 (2), '55
<b>All-Americans</b> .....	99
<b>Academic All-Americans</b> .....	7

### ADDITIONAL FOOTBALL STAFF

<b>Associate Athletics Director for Football Operations</b> .....	Nolan Jones
<b>Assistant WRs Coach/Offensive Recruiting Coordinator</b> .....	Teddy Richardson III
<b>Assistant Secondary Coach</b> .....	Devin Coleman
<b>Assistant Running Backs Coach</b> .....	Al DeGraffenreid
<b>General Manager</b> .....	Landon Grier
<b>Director of Player Development and NIL</b> .....	Ryan Huff
<b>Director of Recruiting</b> .....	Lily Sweet King
<b>Director of Recruiting Relations</b> .....	Grier Hodge
<b>Director of On-Campus Recruiting</b> .....	Eve Petro
<b>Director of Player Personnel</b> .....	Trevor Twehous
<b>Assistant Director of Player Personnel</b> .....	Andrew Martinez
<b>Graduate Assistant (Offense)</b> .....	Hayden Guysse
<b>Graduate Assistant (Defense)</b> .....	Evan Peterson
<b>Graduate Assistant (Defense)</b> .....	Travis Ray
<b>Graduate Assistant (Offense)</b> .....	Christian Rizzi
<b>Graduate Assistant (Operations)</b> .....	Kaleb Moore
<b>Associate Director of Football Athletic Performance</b> .....	Romorious Westbrook
<b>Assistant Director of Football Athletic Performance</b> .....	Bill Bailey
<b>Associate A.D. for Sport Psychology and Mental Wellness</b> .....	Dr. Jacob Cooper
<b>Assistant Director of Sport Psychology &amp; Mental Wellness</b> .....	Dr. Courtney Shields
<b>Academic Services for Student-Athletes/Lead Football Coordinator</b> .....	Kayla Hill
<b>Student-Athlete Leadership Coordinator</b> .....	Reggie Hunt
<b>Director of Athletics Performance Nutrition</b> .....	Megan Morley
<b>Senior Associate A.D. for Health, Well-Being and Performance</b> .....	Scott Crothers
<b>Assistant Athletic Trainer</b> .....	Jasmyn McLeod
<b>Director of Football Video Operations/Technology</b> .....	Scott Hayward
<b>Director of Football Equipment</b> .....	Shane Nelson

### GENERAL INFORMATION

<b>Name</b> .....	Appalachian State University (App State)
<b>Location</b> .....	Boone, N.C.
<b>Founded</b> .....	1899
<b>Enrollment</b> .....	21,798
<b>Conference</b> .....	Sun Belt (East Division)
<b>Affiliation</b> .....	NCAA Division I Football Bowl Subdivision
<b>Nickname</b> .....	Mountaineers
<b>Colors</b> .....	Black and Gold
<b>Mascot</b> .....	Yosef
<b>Marching Band</b> .....	Marching Mountaineers
<b>Chancellor</b> .....	Dr. Heather Hulbert Norris (Penn State, 1995)
<b>Athletics Director</b> .....	Doug Gillin (SUNY Cortland, 1991)
<b>Faculty Athletics Representative</b> .....	René Salinas
<b>Game Operations Director</b> .....	Ragan Henderson
<b>Stadium</b> .....	Kidd Brewer Stadium
<b>Capacity</b> .....	30,000
<b>Surface</b> .....	AstroTurf 3D3
<b>Football Office Phone</b> .....	828-262-2501
<b>Ticket Office Phone</b> .....	828-262-7733
<b>Athletics Website</b> .....	appstatesports.com
<b>Athletics Twitter/X</b> .....	@appstatesports
<b>Football Twitter/X</b> .....	@AppState_FB
<b>Athletics Instagram</b> .....	@appstatesports
<b>Football Instagram</b> .....	@appstate_fb
<b>Athletics Facebook</b> .....	facebook.com/appstatesports
<b>Football Facebook</b> .....	facebook.com/AppStateFootball

### TEAM INFORMATION

<b>Letterwinners Returning/Lost</b> .....	31/43
<b>Offense</b> .....	14/18
<b>Defense</b> .....	14/22
<b>Specialists</b> .....	3/3
<b>Newcomers (Total/Transfers)</b> .....	56/37
<b>Starters Returning/Lost</b> .....	7/18
<b>Offense</b> .....	2/9
<b>Defense</b> .....	5/6
<b>Specialists</b> .....	0/3



**2025 NUMERICAL ROSTER**

#	Name	Pos.	Ht.	Wt.	Yr./Elig.	Hometown/High School (Previous College)
0	Doopah Coleman	WR	5-11	195	Fr.	Savannah, Ga./Calvary Day
0	Jaelin Willis	LB	6-0	220	Sr.	Fort Myers, Fla./Bishop Verot (Lenoir-Rhyne)
1	Davion Dozier	WR	6-4	205	R-So.	Moody, Ala./Moody (Arkansas)
2	Ethan Johnson	DB	5-11	195	Sr.	Huntersville, N.C./Hough
2	Kanye Roberts	RB	6-0	205	R-Jr.	Wallace, N.C./Wallace-Rose Hill
3	Joseph Bakhole	DL	6-2	250	R-Sr.	Charlotte, N.C./Myers Park (Chattanooga)
3	Sam Mbake	WR	6-3	210	R-Jr.	Atlanta, Ga./North Cobb (Kilgore College)
4	Izayah Cummings	TE	6-4	240	R-Sr.	Louisville, Ky./Male (Louisville)
4	Myles Farmer	DB	6-3	210	R-Sr.	Atlanta, Ga./Westlake (Syracuse)
5	Zyeir Gamble	DB	5-10	195	R-So.	Sumter, S.C./Sumter
5	AJ Swann	QB	6-2	220	R-Jr.	Canton, Ga./Cherokee (LSU)
6	Emory Floyd	DB	6-1	195	R-Jr.	Marietta, Ga./Hillgrove (South Carolina)
6	Matthew Wilson	QB	6-0	215	R-Fr.	Rock Hill, S.C./Rock Hill
7	Rashod Dubinion	RB	5-10	210	Sr.	Ellenwood, Ga./Cedar Grove (Arkansas)
7	Jordan Favors	DB	5-11	200	R-Sr.	Griffin, Ga./Griffin
8	Dylan Hasz	DB	5-11	195	Jr.	Bixby, Okla./Bixby (Arkansas)
8	Dalton Stroman	WR	6-4	210	R-Sr.	Rockingham, N.C./Richmond Senior
9	Dylan Manuel	DL	6-1	300	So.	Stockbridge, Ga./Stockbridge (Charleston Southern)
9	Billy Wiles	QB	6-3	220	R-Sr.	Ashburn, Va./Stone Bridge (Southern Miss)
10	Gregory Fee	QB	6-5	210	Fr.	Matthews, N.C./Weddington
10	Colton Phares	LB	6-2	225	R-So.	Beaufort, S.C./Beaufort
11	Juan Berchal	DB	5-10	185	Fr.	Sanford, Fla./Seminole
11	Noah Gillon	QB	6-3	195	Fr.	Tupelo, Miss./Tupelo
12	William Fowles	WR	6-3	205	R-So.	Hialeah, Fla./Dade Christian (Louisville)
12	Brayshawn Littlejohn	LB	6-0	220	R-So.	Gaffney, S.C./Gaffney (Missouri)
13	Jackson Grier	WR	5-11	195	R-So.	Fort Lauderdale, Fla./St. Thomas Aquinas (Boise State)
13	Elijah Mc-Cantos	DB	6-0	190	R-Jr.	Little Haiti, Fla./Edison (Illinois)
15	Jaden Barnes	WR	5-8	170	Jr.	McDonough, Ga./Langston Hughes (Austin Peay)
15	Thomas Davis	DL	6-2	240	R-Jr.	Valdosta, Ga./Lowndes (Miami)
16	Alex Sanchez	WR	6-2	195	Fr.	Loganville, Ga./Grayson
16	Ty Sanders	DB	6-0	180	R-Fr.	Marion, S.C./Marion
17	JJ Kohl	QB	6-7	245	R-So.	Ankeny, Iowa/Ankeny (Iowa State)
17	Ja'Torian Mack	DB	5-11	190	Fr.	Eatonville, Fla./Edgewater
18	Khalifa Keith	RB	6-1	235	R-So.	Birmingham, Ala./Parker (Tennessee)
18	Ja'Den McBurrows	DB	5-11	195	R-Jr.	Fort Lauderdale, Fla./St. Thomas Aquinas (Michigan)
19	Derick Brazil	WR	6-0	165	R-Fr.	Kannapolis, N.C./A.L. Brown
19	DaRon Wilson	DB	6-2	180	R-Fr.	Salem, Va./Salem/Fork Union
20	Jaylon Calhoun	RB	6-0	200	R-So.	Lakeland, Ga./Lanier County
20	Kaleb Neal	DB	6-1	195	R-Fr.	Snellville, Ga./Brookwood
21	DJ Burks	DB	6-0	200	R-Jr.	Maryville, Tenn./Maryville
22	Jaquari Lewis	RB	5-10	205	Fr.	Fort Lauderdale, Fla./Chaminade-Madonna
22	Ronnie Porter	LB	6-0	235	R-Sr.	Columbia, S.C./Heathwood Hall (South Carolina)
24	Cristian Conyer	DB	6-1	185	Jr.	Bowling Green, Ky./South Warren (Coastal Carolina)
25	Zahn Coakley	WR	6-1	195	R-So.	Dallas, Texas/The Oakridge School
25	Ahmad Robinson	DB	6-0	180	R-Jr.	St. Louis, Mo./East St. Louis (Prairie View A&M)
26	Khamani Alexander	RB	6-1	205	R-Fr.	Homestead, Fla./Belen Jesuit
27	Cam Fleming	DB	6-0	195	R-So.	North Chesterfield, Va./Trinity Episcopal (Virginia Tech)
27	Mitchell Lake	P	5-11	200	R-So.	Brisbane, Australia/Saint Peters Lutheran
28	Jayden Bethea	LB	6-1	230	R-So.	Lawrenceville, Ga./Dacula
29	Carter Everett	K	5-10	195	R-Jr.	Boone, N.C./Watauga
30	Ashton Parker	DB	6-1	185	R-Fr.	Greensboro, N.C./Christ School
30	Gabe Simpkins	LS	6-0	220	R-So.	Raleigh, N.C./Leesville Road (UNC Pembroke)
31	Max Guest	RB	5-9	185	Fr.	Asheville, N.C./A.C. Reynolds
31	Marquis Lane-Owens	LB	6-1	220	R-So.	Sumter, S.C./Sumter (Coffeyville CC)
33	Aiden Benton	DL	6-2	250	R-So.	Hampton, Ga./Lovejoy (Georgia Military College)
35	Brooks Yurachek	LB	6-1	220	R-So.	Fayetteville, Ark./Fayetteville (Arkansas)
36	Luke Lair	DB	6-2	190	R-Jr.	Wake Forest, N.C./Wakefield
37	Ian Ratliff	P	5-11	180	R-So.	Humble, Texas/Atascocita (Texas)
39	Jackson Moore	K	5-10	180	R-So.	Waxhaw, N.C./Marvin Ridge (Kentucky)
39	Kavin White	DB	6-0	190	R-Fr.	Mooresville, N.C./Lake Norman (Lenoir-Rhyne)
40	Cole Becker	TE	6-2	235	R-Jr.	Nashville, Tenn./Father Ryan
41	Caleb Sandstrom	DL	6-3	250	R-So.	Andover, Minn./Elk River (St. Thomas)
42	Braxton Veiga	LB	6-1	210	R-So.	Greensboro, N.C./Eastern Guilford
43	Cash McVay	K	6-1	180	R-Sr.	Anaheim, Calif./Servite

#	Name	Post.	Ht.	Wt.	Yr./Elig.	Hometown/High School (Previous College)
44	Jared Gobble	TE	6-4	235	R-Sr.	Winston-Salem, N.C./Oak Grove (Campbell)
44	Rondo Porter	DL	6-0	295	R-Jr.	Columbia S.C./Heathwood Hall (South Carolina)
45	Jaysen Angulo	RB	6-0	170	R-Jr.	Charlotte, N.C./Ardrey Kell (Methodist)
45	Nick Campbell	DL	6-4	290	R-Jr.	Clermont, Fla./Lake Minneola (NC State)
46	Nick Avery	DL	6-5	275	Fr.	Benson, N.C./West Johnston
47	Jacob Poff	LS	6-0	185	Fr.	Orange, Calif./Villa Park
49	Randy Marion III	LB	6-0	210	R-So.	Mooresville, N.C./IMG Academy
50	Jackson Briley	DL	6-4	230	R-Fr.	Wake Forest, N.C./Wake Forest
51	KJ Liles	DL	6-3	315	Fr.	Durham, N.C./Southern Durham
52	Orlando Leon	DL	6-2	235	R-Jr.	Boone, N.C./Watauga
52	Cayden Sweatt	OL	6-4	295	R-So.	Bremen, Ga./Bremen
53	Jake Ganoë	OL	6-2	290	R-Jr.	Cary, N.C./Panther Creek
54	Moritz Schmoranz	OL	6-4	305	R-Fr.	Langenfeld, Germany/North Cross (Pitt)
55	Shamarr Jackson	OL	6-3	295	R-Sr.	Loris, S.C./Loris (New Mexico State)
56	Kyle Arnholt	LB	6-2	225	R-Sr.	Roanoke, Va./Lord Botetourt
63	Jayden Ramsey	OL	6-6	300	R-Sr.	Anderson, S.C./Westside
65	Gabe Funk	OL	6-6	305	R-Fr.	Xenia, Ohio/Xenia
66	Danny Stevens	OL	6-4	295	R-So.	Charlotte, N.C./Charlotte Christian
67	Trent Ramsey	OL	6-5	320	R-Jr.	Palm Harbor, Fla./Carrollwood Day (Cal)
68	Lance Williams	OL	6-3	305	R-So.	Alcoa, Tenn./Alcoa (Virginia Tech)
70	Big Al Oliver	OL	6-5	310	Fr.	Sarasota, Fla./Venice
72	Denell Nix Jr.	OL	6-5	290	Fr.	Toledo, Ohio/Whitmer
73	Will Flowers	OL	6-3	300	R-Sr.	LaGrange, Ga./LaGrange (Valdosta State)
74	Griffin Scroggs	OL	6-3	330	R-Jr.	Grayson, Ga./Grayson (Georgia)
75	Felix Doege	OL	6-4	300	R-Fr.	Augsburg, Germany/Rabun Gap-Nacoochee
76	Luke Burgess	OL	6-8	305	R-So.	New Palestine, Ind./New Palestine (Louisville)
77	Daniel Davis	OL	6-6	300	R-So.	Winston-Salem, N.C./Oak Grove
78	Tyriq Poindexter	OL	6-5	310	R-Sr.	Roanoke, Va./William Fleming (VMI)
80	Trae Nickelson III	WR	5-5	150	R-Jr.	Huntersville, N.C./Mountain Island Charter
82	Chris Lawson Jr.	WR	6-0	185	R-So.	Columbia, S.C./Ridge View
85	David Larkins	TE	6-5	250	R-Sr.	Cincinnati, Ohio/Elder
86	Kanen Hamlett	TE	6-4	235	R-Jr.	Madison, Ala./Madison Academy
87	Dillon Galloway	TE	6-4	240	Fr.	Rosman, N.C./Brevard
88	Bryce Gee	WR	6-2	190	R-Fr.	Jacksonville, Fla./Beachside
90	Dominic De Freitas	K	6-0	190	Fr.	Nappanee, Ind./NorthWood
91	Malik Berry	DL	6-4	290	Sr.	Lawrence, Kan./Lawrence Free State (Pittsburg State)
92	AJ Mebane	DL	6-3	240	R-So.	Durham, N.C./Southern Durham
93	DeNigel Cooper	DL	6-3	260	R-Fr.	Kingsland, Ga./Camden County
94	Caleb Pitts	DL	6-2	265	Fr.	Auburn, Ala./Auburn
95	Kaden Ellis	DL	6-1	295	Fr.	Canton, Ga./Cass
96	Saint Farrior	DL	6-3	335	R-So.	Durham, N.C./Hillside (Hampton)
97	Kevin Abrams-Verwayne	DL	6-3	245	R-Sr.	Marietta, Ga./Marietta (Garden City C.C.)
98	Kelvin Crawford	DL	6-2	220	Fr.	Tallahassee, Fla./Gadsden County
99	Bucci Farmer	DL	6-1	315	R-Fr.	Atlanta, Ga./Westlake
	Damien Durette	WR	6-0	180	Fr.	McGaheysville, Va./East Rockingham

## PRONUNCIATION GUIDE

**Appalachian** ..... app-uh-LATCH-in  
 Kevin **Abrams-Verwayne** ..... VUR-wayne  
**Khamani** Alexander ..... kuh-MAHN-ee  
 Joseph **Bakhole** ..... BACK-hole  
 Juan **Berchal** ..... BURCH-ul  
 Jayden **Bethea** ..... buh-THAY-uh  
**Jaylon** Calhoun ..... JAY-lun  
**Zahn** Coakley ..... zon  
**Doopah** Coleman ..... DEW-puh  
 Dominic **De Freitas** ..... de-FRAY-tus  
 Felix **Doege** ..... DOO-guh  
**Davion Dozier** ..... DAVE-ee-ON DOE-zhur  
**Rashod Dubinion** ..... ruh-SHAD duh-BIN-yin  
**Bucci** Farmer ..... boo-CHEE  
 William **Fowles** ..... like FOULS  
**Zyeir** Gamble ..... zie-EAR

Dylan **Hasz** ..... has  
**Marquis** Lane-Owens ..... Mar-KEESE  
 Orlando **Leon** ..... LEE-on  
**Jaquari** Lewis ..... juh-CAR-ee  
 Dylan **Manuel** ..... MAN-you-UL  
 Sam **Mbake** ..... m-BOCK-ay  
**Ja'Den** McBurrows ..... JAY-din  
 AJ **Mebane** ..... MEH-ben  
 Colton **Phares** ..... FAIR-es  
**Moritz Schmoranz** ..... MORE-itZ shmore-AHN-zuh  
**DaRon** Wilson ..... duh-RON

### COACHES/STAFF

Dowell **Loggains** ..... LOG-Ins  
 Matt **Greenhalgh** ..... GREEN-hall



**2025-26 App State Football  
Game Results  
All games**

Page 1/1  
as of Oct 11, 2025

**Team Results**

	Date	Opponent		Score	Overall	Conf	Time	Attend
	08/29/2025	at Charlotte	W	34-11	1-0	0-0	3:24	35718
	09/06/2025	Lindenwood	W	20-13	2-0	0-0	3:29	34921
*	09/13/2025	at Southern Miss.	L	22-38	2-1	0-1	3:27	24534
	09/27/2025	at Boise St.	L	14-47	2-2	0-1	3:27	32904
	10/04/2025	Oregon St.	W	27-23	3-2	0-1	3:27	35021
*	10/11/2025	at Georgia St.	W	41-20	4-2	1-1	3:45	19587



2025-26 App State Football  
Overall Team Statistics  
All games

Page 1/2  
as of Oct 11, 2025

Team Statistics

	APP	OPP
<b>Scoring</b>	<b>158</b>	<b>152</b>
Points per game	26.3	25.3
Points Off Turnovers	17	31
<b>First Downs</b>	<b>129</b>	<b>122</b>
Rushing	47	27
Passing	71	79
Penalty	11	16
<b>Rushing Yardage</b>	<b>855</b>	<b>489</b>
Yards gained rushing	993	665
Yards lost rushing	138	176
Rushing attempts	210	179
Average per rush	4.1	2.7
Average per game	142.5	81.5
TDs Rushing	7	5
<b>Passing Yardage</b>	<b>1667</b>	<b>1620</b>
Comp-Att-Int	131-230-7	142-236-7
Average per pass	7.2	6.9
Average per catch	12.7	11.4
Average per game	277.8	270.0
TDs Passing	12	12
<b>Total offense</b>	<b>2522</b>	<b>2109</b>
Total plays	440	415
Average per play	5.7	5.1
Average per game	420.3	351.5
<b>Kick returns: #-Yards</b>	<b>10-216</b>	<b>6-124</b>
<b>Punt returns: #-Yards</b>	<b>14-99</b>	<b>4-7</b>
<b>Int returns: #-Yards</b>	<b>7-39</b>	<b>7-171</b>
<b>Kick return average</b>	<b>21.6</b>	<b>20.7</b>
<b>Punt return average</b>	<b>7.1</b>	<b>1.8</b>
<b>Int return average</b>	<b>5.6</b>	<b>24.4</b>
<b>Fumbles-Lost</b>	<b>6-5</b>	<b>10-2</b>
<b>Penalties-Yards</b>	<b>45-416</b>	<b>30-270</b>
Average per game	69.3	45.0
<b>Punts-Yards</b>	<b>24-1026</b>	<b>29-1306</b>
Average per punt	42.8	45.0
Net punt average	41.6	40.9
<b>Kickoffs-Yards</b>	<b>30-1931</b>	<b>27-1736</b>
Average per kick	64.4	64.3
Net kick average	40.6	40.6
<b>Time of possession / game</b>	<b>29:35</b>	<b>30:24</b>
<b>3rd-down conversion</b>	<b>30/85</b>	<b>33/88</b>
3rd-down pct	35%	38%
<b>4th-down conversion</b>	<b>7/12</b>	<b>6/14</b>





**2025-26 App State Football  
Overall Team Statistics  
All games**

Page 2/2  
as of Oct 11, 2025

	APP	OPP
4th-down pct	58%	43%
<b>Sacks by-Yards</b>	<b>15-124</b>	<b>15-98</b>
<b>Misc Yards</b>	<b>0</b>	<b>0</b>
<b>Touchdowns scored</b>	<b>19</b>	<b>20</b>
<b>Field goals - attempts</b>	<b>8-11</b>	<b>4-6</b>
<b>On-Side kicks</b>	<b>1-2</b>	<b>1-3</b>
<b>Red-zone scores</b>	<b>(21-24) 88%</b>	<b>(14-20) 70%</b>
<b>Red-zone touchdowns</b>	<b>(17-24) 71%</b>	<b>(12-20) 60%</b>
<b>PAT-attempts</b>	<b>(18-18) 100%</b>	<b>(14-15) 93%</b>
<b>2-point conversion-attempts</b>	<b>(1-1) 100%</b>	<b>(2-5) 40%</b>
<b>Attendance</b>	<b>69942</b>	<b>112743</b>
Games / Avg per game	2/34971	4/28186
Neutral site games	-	0/0

**Score by Periods**

Team	1st	2nd	3rd	4th	OT	TOT
App State	45	34	58	21	0	158
Opponents	24	40	37	51	0	152



**2025-26 App State Football  
Team Game-by-Game Comparison  
All games**

Page 1/1  
as of Oct 11, 2025

Opponent	Score	Total	First Downs Rush	Pass	Pen	Rushing Number-Yards	Passing Comp-Att.-Int	Yards	Total Offense Plays-Yards	Return Yards	Turn- Overs
Charlotte	34-11	32 / 15	10 / 4	21 / 7	1 / 4	38-182 / 29-76	33-50-0 / 13-25-1	404 / 142	88-586 / 54-218	24 / 0	1 / 2
Lindenwood	20-13	20 / 13	8 / 4	12 / 8	0 / 1	33-209 / 33--1	19-34-1 / 20-36-2	294 / 217	67-503 / 69-216	73 / 36	4 / 2
Southern Miss.	22-38	27 / 18	10 / 4	13 / 12	4 / 2	38-95 / 25-110	31-52-3 / 22-31-1	375 / 279	90-470 / 56-389	25 / 118	3 / 1
Boise St.	14-47	9 / 25	4 / 7	3 / 15	2 / 3	29-109 / 44-152	12-28-3 / 25-38-0	65 / 321	57-174 / 82-473	77 / 70	4 / 0
Oregon St.	27-23	18 / 27	7 / 7	9 / 16	2 / 4	36-136 / 25-98	13-28-0 / 30-45-2	218 / 358	64-354 / 70-456	128 / 61	0 / 3
Georgia St.	41-20	23 / 24	8 / 1	13 / 21	2 / 2	36-124 / 23-54	23-38-0 / 32-61-1	311 / 303	74-435 / 84-357	35 / 17	0 / 1
<b>Totals</b>	<b>158-152</b>	<b>129 / 122</b>	<b>47 / 27</b>	<b>71 / 79</b>	<b>11 / 16</b>	<b>210-855 / 179-489</b>	<b>131-230-7 / 142-236-7</b>	<b>1667 / 1620</b>	<b>440-2522 / 415-2109</b>	<b>362 / 302</b>	<b>12 / 9</b>

Opponents	3rd Down Conversion	4th Down Conversion	Time of Possession	TOP Margin	Avg Yds/Rush	Avg Yds/Pass	Avg Yds/Play	Punting Number-Avg	Penalties Number-Yards	Sacks
Charlotte	7-15 / 4-14	2-2 / 2-2	33:58 / 26:02	07:56	4.8 / 2.6	8.1 / 5.7	6.7 / 4.0	3-36.7 / 6-48.3	9-98.0 / 7-54.0	0 / 1
Lindenwood	6-13 / 3-17	0-2 / 2-4	24:52 / 35:08	-10:16	6.3 / 0.0	8.6 / 6.0	7.5 / 3.1	2-44.0 / 8-43.8	9-80.0 / 3-30.0	8 / 1
Southern Miss.	6-18 / 4-9	2-4 / 0-0	36:36 / 23:24	13:12	2.5 / 4.4	7.2 / 9.0	5.2 / 6.9	4-44.3 / 4-31.0	7-65.0 / 9-74.0	1 / 5
Boise St.	2-12 / 9-18	1-1 / 2-3	21:50 / 38:10	-16:20	3.8 / 3.5	2.3 / 8.4	3.1 / 5.8	7-47.4 / 4-41.0	11-94.0 / 5-55.0	2 / 5
Oregon St.	4-12 / 4-11	1-1 / 0-1	28:30 / 31:30	-03:00	3.8 / 3.9	7.8 / 8.0	5.5 / 6.5	4-40.5 / 3-51.7	6-49.0 / 4-27.0	1 / 2
Georgia St.	5-15 / 9-19	1-2 / 0-4	31:47 / 28:13	03:34	3.4 / 2.3	8.2 / 5.0	5.9 / 4.3	4-39.3 / 4-55.8	3-30.0 / 2-30.0	3 / 1
<b>Totals</b>	<b>30-85 / 33-88</b>	<b>7-12 / 6-14</b>	<b>177:33 / 182:27</b>	<b>-04:54</b>	<b>4.1 / 2.7</b>	<b>7.2 / 6.9</b>	<b>5.7 / 5.1</b>	<b>24-42.8 / 29-45.0</b>	<b>45-416.0 / 30-270.0</b>	<b>15 / 15</b>

Note: Game totals are displayed in the format TEAM/OPPONENT for each category



# 2025-26 App State Football Individual Statistics All games

Page 1/3  
as of Oct 11, 2025

## Rushing

Player	gp	att	gain	loss	net	avg	td	lg	avg/g
Rashod Dubinion	6	119	677	10	667	5.6	3	39	111.2
Jaquari Lewis	6	42	176	6	170	4.0	3	17	28.3
Khamani Alexander	6	7	28	0	28	4.0	0	6	4.7
Aj Swann	4	12	59	34	25	2.1	0	19	6.3
Khalifa Keith	3	3	8	0	8	2.7	0	4	2.7
J.J. Kohl	4	9	21	23	-2	-0.2	1	6	-0.5
Billy Wiles	2	5	12	15	-3	-0.6	0	12	-1.5
Noah Gillon	3	8	12	33	-21	-2.6	0	7	-7.0
Team	6	5	0	17	-17	-3.4	0	0	-2.8
<b>Total</b>	<b>6</b>	<b>210</b>	<b>993</b>	<b>138</b>	<b>855</b>	<b>4.1</b>	<b>7</b>	<b>39</b>	<b>142.5</b>
<b>Opponents</b>	<b>6</b>	<b>179</b>	<b>665</b>	<b>176</b>	<b>489</b>	<b>2.7</b>	<b>5</b>	<b>30</b>	<b>81.5</b>

## Passing

Player	gp	effic	comp-att-int	pct	yds	td	lg	avg/g
Aj Swann	4	128.4	76-127-6	59.8	943	6	72	235.8
J.J. Kohl	4	155.9	36-64-0	56.3	563	5	68	140.8
Noah Gillon	3	69.8	13-32-0	40.6	111	0	18	37.0
Billy Wiles	2	164.3	6-7-1	85.7	50	1	19	25.0
<b>Total</b>	<b>6</b>	<b>129.0</b>	<b>131-230-7</b>	<b>57.0</b>	<b>1667</b>	<b>12</b>	<b>72</b>	<b>277.8</b>
<b>Opponents</b>	<b>6</b>	<b>128.7</b>	<b>142-236-7</b>	<b>60.2</b>	<b>1620</b>	<b>12</b>	<b>48</b>	<b>270.0</b>

## Receiving

Player	gp	no.	yds	avg	td	lg	avg/g
Izayah Cummings	6	27	296	11.0	1	30	49.3
Jaden Barnes	6	27	355	13.1	4	59	59.2
Dalton Stroman	6	21	369	17.6	3	72	61.5
Rashod Dubinion	6	9	65	7.2	0	25	10.8
David Larkins	6	7	85	12.1	0	40	14.2
Jaquari Lewis	6	7	43	6.1	0	14	7.2
William Fowles	6	6	86	14.3	0	19	14.3
Davion Dozier	3	6	170	28.3	2	68	56.7
Kanen Hamlett	6	5	59	11.8	1	27	9.8
Chris Lawson Jr.	4	3	42	14.0	0	18	10.5
Jose Leon	1	3	12	4.0	0	7	12.0
Alex Sanchez	6	3	28	9.3	1	15	4.7
Sam Mbake	2	2	31	15.5	0	24	15.5
Doopah Coleman	6	2	3	1.5	0	5	0.5
Jared Gibble	6	1	2	2.0	0	2	0.3
Aj Swann	4	1	2	2.0	0	2	0.5
Jackson Grier	4	1	19	19.0	0	19	4.8
<b>Total</b>	<b>6</b>	<b>131</b>	<b>1667</b>	<b>12.7</b>	<b>12</b>	<b>72</b>	<b>277.8</b>
<b>Opponents</b>	<b>6</b>	<b>142</b>	<b>1620</b>	<b>11.4</b>	<b>12</b>	<b>48</b>	<b>270.0</b>

## Punt Returns

Player	no.	yds	avg	td	lg
Jaden Barnes	13	54	4.2	0	18
Juan Berchal	1	45	45.0	0	45
<b>Total</b>	<b>14</b>	<b>99</b>	<b>7.1</b>	<b>0</b>	<b>45</b>
<b>Opponents</b>	<b>4</b>	<b>7</b>	<b>1.8</b>	<b>0</b>	<b>6</b>

## Interceptions

Player	no.	yds	avg	td	lg
DJ Burks	2	25	12.5	0	25
Colton Phares	2	3	1.5	0	3
Ja'Den McBurrows	1	0	0.0	0	0
Elijah Mc-Cantos	1	2	2.0	0	2
Zyeir Gamble	1	9	9.0	0	9
<b>Total</b>	<b>7</b>	<b>39</b>	<b>5.6</b>	<b>0</b>	<b>25</b>
<b>Opponents</b>	<b>7</b>	<b>171</b>	<b>24.4</b>	<b>3</b>	<b>99</b>

## Kick Returns

Player	no.	yds	avg	td	lg
Khamani Alexander	9	183	20.3	0	28
Jackson Grier	1	32	32.0	0	32
<b>Total</b>	<b>10</b>	<b>216</b>	<b>21.6</b>	<b>0</b>	<b>32</b>
<b>Opponents</b>	<b>6</b>	<b>124</b>	<b>20.7</b>	<b>0</b>	<b>39</b>

## Fumbles Recovered

Player	no.	yds	avg	td	lg
Kyle Arnholt	1	8	8.0	0	8
Ronnie Porter	1	0	0.0	0	0
<b>Total</b>	<b>2</b>	<b>8</b>	<b>4.0</b>	<b>0</b>	<b>8</b>
<b>Opponents</b>	<b>5</b>	<b>0</b>	<b>0.0</b>	<b>0</b>	<b>0</b>



2025-26 App State Football  
Individual Statistics  
All games

Page 2/3  
as of Oct 11, 2025

### Scoring

Player	td	fg	PAT						pts
			kick	rush	rcv	pass	dxp	saf	
Dominic De Freitas	-	8-11	18-18	-	-	-	-	-	42
Jaden Barnes	4	-	-	-	-	-	-	-	24
Jaquari Lewis	3	-	-	-	1	-	-	-	20
Dalton Stroman	3	-	-	-	-	-	-	-	18
Rashod Dubinion	3	-	-	-	-	-	-	-	18
Davion Dozier	2	-	-	-	-	-	-	-	12
Izayah Cummings	1	-	-	-	-	-	-	-	6
Kanen Hamlett	1	-	-	-	-	-	-	-	6
J.J. Kohl	1	-	-	-	-	-	-	-	6
Alex Sanchez	1	-	-	-	-	-	-	-	6
<b>Total</b>	<b>19</b>	<b>8-11</b>	<b>18-18</b>	<b>0</b>	<b>1</b>	<b>1</b>	<b>0</b>	<b>0</b>	<b>158</b>
<b>Opponents</b>	<b>20</b>	<b>4-6</b>	<b>14-15</b>	<b>0</b>	<b>2</b>	<b>2</b>	<b>0</b>	<b>1</b>	<b>152</b>

### Field Goals

Player	fg	pct.	01-19	20-29	30-39	40-49	50-99	lg	blk
Dominic De Freitas	8-11	72.7	0-0	2-2	2-2	4-7	0-0	49	0
<b>Opponents</b>	<b>4-6</b>	<b>66.7</b>	<b>0-0</b>	<b>1-3</b>	<b>1-1</b>	<b>2-2</b>	<b>0-0</b>	<b>42</b>	<b>1</b>

### FG Sequence

Team Name	App State	Opponents
Charlotte	(47),(35)	(42)
Lindenwood	(29),(24)	
Southern Miss.	,49	(39)
Boise St.		(25),(40)
Oregon St.	(49),41,(45)	28
Georgia St.	(32),47,(46)	28

Numbers in (parentheses) indicate field goal was made

### Total Offense

Player	g	plays	rush	pass	total	avg/g
AJ Swann	4	139	25	943	968	242.0
Rashod Dubinion	6	119	667	0	667	111.2
J.J. Kohl	4	73	-2	563	561	140.3
Jaquari Lewis	6	42	170	0	170	28.3
Noah Gillon	3	40	-21	111	90	30.0
Billy Wiles	2	12	-3	50	47	23.5
Khamani Alexander	6	7	28	0	28	4.7
Khalifa Keith	3	3	8	0	8	2.7
Team	6	0	-17	0	-17	-2.8
<b>Total</b>	<b>6</b>	<b>440</b>	<b>855</b>	<b>1667</b>	<b>2522</b>	<b>420.3</b>
<b>Opponents</b>	<b>6</b>	<b>415</b>	<b>489</b>	<b>1620</b>	<b>2109</b>	<b>351.5</b>

### Punting

Player	no.	yds	avg	lg	tb	fc	i20	50+	blk
Ian Ratliff	24	1026	42.8	54	1	16	3	3	0
<b>Total</b>	<b>24</b>	<b>1026</b>	<b>42.8</b>	<b>54</b>	<b>1</b>	<b>16</b>	<b>3</b>	<b>3</b>	<b>0</b>
<b>Opponents</b>	<b>29</b>	<b>1306</b>	<b>45.0</b>	<b>61</b>	<b>2</b>	<b>5</b>	<b>10</b>	<b>11</b>	<b>0</b>

### Kickoffs

Player	no.	yds	avg	tb	ob	retn	net	ydl
Cash McVay	27	1742	64.5	19	0			
Dominic De Freitas	3	189	63.0	1	0			
<b>Total</b>	<b>30</b>	<b>1931</b>	<b>64.4</b>	<b>20</b>	<b>0</b>	<b>4</b>	<b>40.6</b>	<b>24</b>
<b>Opponents</b>	<b>27</b>	<b>1736</b>	<b>64.3</b>	<b>17</b>	<b>0</b>	<b>10</b>	<b>40.6</b>	<b>24</b>



**2025-26 App State Football**  
**Overall Defense Statistics**  
**All games**

Page 1/1  
as of Oct 11, 2025

**Team Defense**

			Tackles				Sacks	Pass defense			Fumbles	blkd		
##	Player	gp	ua	a	tot	tfl/yds	no-yds	int-yds	brup	qbh	fr-yds	ff	kick	saf
10	Colton Phares	6	14	24	38	6.5-13	.	2-3	1	.	.	.	.	.
6	Emory Floyd	6	17	8	25	1-3	.	.	.	.	.	.	.	.
13	Elijah Mc-Cantos	6	14	11	25	1-1	.	1-2	2	.	.	.	.	.
5	Zyeir Gamble	5	10	14	24	1.5-2	.	1-9	2	.	.	1	.	.
56	Kyle Arnholt	6	9	13	22	.	.	.	.	.	1-8	.	.	.
8	Dylan Hasz	6	9	13	22	1-12	.	.	2	1	.	1	.	.
15	Thomas Davis	6	9	11	20	5.5-26	3-20	.	.	2	.	.	.	.
12	Brayshaw Littlejohn	6	8	11	19	3.5-15	1-12	.	.	4	.	.	.	.
0	Jaelin Willis	6	6	11	17	.	.	.	.	.	.	.	.	.
44	Rondo Porter	6	8	8	16	2-16	1-13	.	2	3	.	.	.	.
97	Kevin Abrams-Verwayne	6	6	10	16	3-23	2.5-22	.	2	5	.	2	1	.
2	Ethan Johnson	6	8	7	15	0.5-1	.	.	8	.	.	.	.	.
9	Dylan Manuel	6	6	9	15	3.5-11	1-7	.	.	3	.	.	.	.
33	Aiden Benton	6	3	12	15	3-31	2.5-30	.	.	3	.	1	.	.
21	DJ Burks	6	8	6	14	1-1	.	2-25	1	.	.	1	.	.
18	Ja'Den McBurrows	3	7	4	11	2-6	.	1-0	1	1	.	.	.	.
93	DeNigel Cooper	6	4	7	11	.	.	.	.	3	.	.	1	.
27	Cam Fleming	5	5	5	10	0.5-1	.	.	.	.	.	.	.	.
7	Jordan Favors	6	4	5	9	1-2	.	.	1	1	.	.	.	.
41	Caleb Sandstrom	6	4	5	9	3-8	2.5-7	.	.	1	.	.	.	.
11	Juan Berchal	5	3	6	9	1-1	.	.	2	.	.	.	.	.
22	Ronnie Porter	6	2	7	9	0.5-1	.	.	1	.	1-0	.	.	.
3	Joseph Bakhole	5	6	2	8	2.5-12	1-9	.	.	.	.	.	.	.
99	Bucci Farmer	5	1	5	6	1.5-1	.	.	.	.	.	.	.	.
45	Nick Campbell	6	1	4	5	1-1	.	.	.	.	.	.	.	.
24	Cristian Conyer	6	1	2	3	.	.	.	.	.	.	.	.	.
4	Myles Farmer	6	1	2	3	0.5-1	.	.	.	.	.	1	.	.
1	Shawn Collins	4	.	2	2	0.5-4	0.5-4	.	.	.	.	.	.	.
25	Ahmad Robinson	6	1	1	2	.	.	.	.	.	.	.	.	.
96	Saint Farrior	6	.	2	2	.	.	.	.	.	.	.	.	.
43	Cash McVay	6	1	.	1	.	.	.	.	.	.	.	.	.
35	Brooks Yurachek	6	.	1	1	.	.	.	.	.	.	.	.	.
55	Shamarr Jackson	6	1	.	1	.	.	.	.	.	.	.	.	.
85	David Larkins	6	1	.	1	.	.	.	.	.	.	.	.	.
	Totals	6	178	228	406	47-193	15-124	7-39	25	27	2-8	7	2	0
	Opponents	6	186	288	474	27-128	15-98	7-171	33	20	5-0	6	0	1





2025-26 App State Football  
Passing Game-by-Game  
All games

Page 1/1  
as of Oct 11, 2025

#5 AJ Swann	Comp	Att	Int	Pct	Yards	TD	Long	Sacked	Effic.
Charlotte	31	46	0	67.4	368	3	59	1-5	156.1
Lindenwood	19	34	1	55.9	294	2	72	1-8	142.0
Southern Miss.	15	23	3	65.2	217	0	42	0-0	118.4
Boise St.	11	24	2	45.8	64	1	12	3-21	65.3
<b>Totals</b>	<b>76</b>	<b>127</b>	<b>6</b>	<b>59.8</b>	<b>943</b>	<b>6</b>	<b>72</b>	<b>5-34</b>	<b>128.4</b>

#9 Billy Wiles	Comp	Att	Int	Pct	Yards	TD	Long	Sacked	Effic.
Southern Miss.	5	5	0	100.0	49	1	19	1-9	248.3
Boise St.	1	2	1	50.0	1	0	1	2-6	-45.8
<b>Totals</b>	<b>6</b>	<b>7</b>	<b>1</b>	<b>85.7</b>	<b>50</b>	<b>1</b>	<b>19</b>	<b>3-15</b>	<b>164.3</b>

#11 Noah Gillon	Comp	Att	Int	Pct	Yards	TD	Long	Sacked	Effic.
Southern Miss.	11	24	0	45.8	109	0	18	4-33	84.0
Boise St.	0	2	0	0.0	0	0	0	0-0	0.0
Georgia St.	2	6	0	33.3	2	0	2	0-0	36.1
<b>Totals</b>	<b>13</b>	<b>32</b>	<b>0</b>	<b>40.6</b>	<b>111</b>	<b>0</b>	<b>18</b>	<b>4-33</b>	<b>69.8</b>

#17 J.J. Kohl	Comp	Att	Int	Pct	Yards	TD	Long	Sacked	Effic.
Charlotte	2	4	0	50.0	36	0	19	0-0	125.6
Oregon St.	13	28	0	46.4	218	1	68	2-14	123.6
Georgia St.	21	32	0	65.6	309	4	40	1-2	188.0
<b>Totals</b>	<b>36</b>	<b>64</b>	<b>0</b>	<b>56.3</b>	<b>563</b>	<b>5</b>	<b>68</b>	<b>3-16</b>	<b>155.9</b>



**2025-26 App State Football**  
**Rushing/Receiving Game-by-Game**  
**All games**

Page 1/1  
as of Oct 11, 2025

**Rushing**

Player	No-Yds/TD	CLT	Linden	USM	Boise	OSU	GSU
Rashod Dubinion	119-667/3	22-111/1	25-194/0	24-95/1	17-113/0	19-98/1	12-56/0
Jaquari Lewis	42-170/3	8-32/0	1-4/0	2-12/1	7-23/1	10-42/0	14-57/1
Aj Swann	12-25/0	4-25/0	4-15/0	1-6/0	3--21/0	DNP	DNP
J.J. Kohl	9--2/1	-	DNP	-	DNP	7--4/1	2-2/0
Noah Gillon	8--21/0	DNP	DNP	8--21/0	-	DNP	-
Khamani Alexander	7-28/0	4-14/0	-	-	-	-	3-14/0
Billy Wiles	5--3/0	DNP	DNP	3-3/0	2--6/0	DNP	DNP
Khalifa Keith	3-8/0	DNP	1-3/0	-	DNP	DNP	2-5/0

**Receiving**

Player	No-Yds/TD	CLT	Linden	USM	Boise	OSU	GSU
Jaden Barnes	27-355/4	6-134/1	8-71/1	10-132/1	-	1-5/0	2-13/1
Izayah Cummings	27-296/1	5-57/0	4-33/0	7-82/0	3-20/0	2-10/0	6-94/1
Dalton Stroman	21-369/3	8-88/0	3-142/1	4-65/0	1-7/1	2-48/0	3-19/1
Rashod Dubinion	9-65/0	5-31/0	1-3/0	-	1-10/0	1--4/0	1-25/0
David Larkins	7-85/0	3-27/0	-	1-6/0	1-1/0	1-11/0	1-40/0
Jaquari Lewis	7-43/0	-	-	4-28/0	1-1/0	1-11/0	1-3/0
Davion Dozier	6-170/2	DNP	DNP	DNP	-	4-140/1	2-30/1
William Fowles	6-86/0	2-30/0	1-17/0	2-27/0	1-12/0	-	-
Kanen Hamlett	5-59/1	1-19/1	1-16/0	-	-	1--3/0	2-27/0
Chris Lawson Jr.	3-42/0	-	1-12/0	2-30/0	-	DNP	DNP
Alex Sanchez	3-28/1	1-1/1	-	-	-	-	2-27/0
Jose Leon	3-12/0	DNP	DNP	DNP	3-12/0	DNP	DNP
Sam Mbake	2-31/0	DNP	DNP	DNP	DNP	-	2-31/0
Doopah Coleman	2-3/0	1--2/0	-	1-5/0	-	-	-
Jackson Grier	1-19/0	1-19/0	-	-	DNP	DNP	-
Aj Swann	1-2/0	-	-	-	1-2/0	DNP	DNP
Jared Gibble	1-2/0	-	-	-	-	-	1-2/0



**2025-26 App State Football  
Total Tackles Game-by-Game  
All games**

Page 1/1  
as of Oct 11, 2025

**Total Tackles**

Player	S-A	Total	CLT	Linden	USM	Boise	OSU	GSU
Colton Phares	14-24	38	3-2	1-7	3-5	1-2	5-5	1-3
Emory Floyd	17-8	25	2-0	2-1	0-2	7-1	5-1	1-3
Elijah Mc-Cantos	14-11	25	1-3	-	3-1	4-1	3-3	3-3
Zyeir Gamble	10-14	24	4-2	1-1	DNP	2-4	1-2	2-5
Dylan Hasz	9-13	22	2-1	2-2	1-6	0-1	2-2	2-1
Kyle Arnholt	9-13	22	1-0	0-2	0-5	5-2	1-2	2-2
Thomas Davis	9-11	20	2-1	2-5	2-1	0-3	0-1	3-0
Brayshaw Littlejohn	8-11	19	1-1	1-2	1-0	1-3	1-1	3-4
Jaelin Willis	6-11	17	1-0	0-1	0-2	5-5	0-1	0-2
Rondo Porter	8-8	16	2-0	1-3	1-0	2-3	2-0	0-2
Kevin Abrams-Verwayne	6-10	16	1-3	2-2	1-1	2-0	0-4	-
Ethan Johnson	8-7	15	1-1	1-1	2-1	2-1	2-0	0-3
Dylan Manuel	6-9	15	-	2-0	3-1	1-5	0-2	0-1
Aiden Benton	3-12	15	1-0	1-3	0-1	0-1	0-5	1-2
DJ Burks	8-6	14	-	3-0	0-3	-	2-1	3-2
Ja'Den McBurrows	7-4	11	3-3	4-1	-	DNP	DNP	DNP
DeNigel Cooper	4-7	11	1-1	0-1	0-1	1-2	0-1	2-1
Cam Fleming	5-5	10	DNP	0-1	-	1-0	4-0	0-4
Jordan Favors	4-5	9	0-1	1-1	0-3	3-0	-	-
Caleb Sandstrom	4-5	9	-	1-2	1-1	1-0	-	1-2
Juan Berchal	3-6	9	-	1-0	DNP	-	1-2	1-4
Ronnie Porter	2-7	9	-	0-3	0-1	-	1-3	1-0
Joseph Bakhole	6-2	8	1-0	DNP	0-1	3-1	1-0	1-0
Bucci Farmer	1-5	6	0-2	0-2	1-1	-	DNP	-
Nick Campbell	1-4	5	1-0	-	-	0-3	-	0-1
Myles Farmer	1-2	3	-	-	-	-	1-2	-
Cristian Conyer	1-2	3	0-1	-	1-0	-	-	0-1
Ahmad Robinson	1-1	2	-	-	0-1	-	-	1-0
Shawn Collins	0-2	2	-	0-1	0-1	-	DNP	DNP
Saint Farrior	0-2	2	-	-	0-1	-	-	0-1
Cash McVay	1-0	1	-	1-0	-	-	-	-
Shamarr Jackson	1-0	1	-	-	1-0	-	-	-
David Larkins	1-0	1	-	1-0	-	-	-	-
Brooks Yurachek	0-1	1	-	-	-	-	-	0-1



**2025-26 App State Football  
Sacks Game-by-Game  
All games**

Page 1/1  
as of Oct 11, 2025

Player	UA-A	Total	CLT	Linden	USM	Boise	OSU	GSU
Thomas Davis	3-0	3	-	1-3	1-9	-	-	1-8
Aiden Benton	2-1	2.5	-	1.5-18	-	-	-	1-12
Caleb Sandstrom	2-1	2.5	-	1.5-3	-	-	-	1-4
Kevin Abrams-Verwayne	2-1	2.5	-	1.5-7	-	1-15	-	-
Joseph Bakhole	1-0	1	-	DNP	-	1-9	-	-
Dylan Manuel	1-0	1	-	1-7	-	-	-	-
Brayshaw Littlejohn	1-0	1	-	1-12	-	-	-	-
Rondo Porter	1-0	1	-	-	-	-	1-13	-
Shawn Collins	0-1	0.5	-	0.5-4	-	-	DNP	DNP



**2025-26 App State Football  
Tackles For Loss Game-by-Game  
All games**

Page 1/1  
as of Oct 11, 2025

Player	UA-A	Total	CLT	Linden	USM	Boise	OSU	GSU
Colton Phares	5-3	6.5	-	0.5-0	3.0-6	0.5-1	1.5-2	1.0-4
Thomas Davis	4-3	5.5	-	3.0-8	1.0-9	0.5-1	-	1.0-8
Dylan Manuel	3-1	3.5	-	2.0-9	1.0-1	0.5-1	-	-
Brayshaw Littlejohn	2-3	3.5	1.0-2	1.5-13	-	1.0-0	-	-
Aiden Benton	2-2	3.0	-	1.5-18	-	-	-	1.5-13
Caleb Sandstrom	2-2	3.0	-	1.5-3	-	-	-	1.5-5
Kevin Abrams-Verwayne	2-2	3.0	0.5-1	1.5-7	-	1.0-15	-	-
Joseph Bakhole	2-1	2.5	-	DNP	-	2.5-12	-	-
Ja'Den McBurrows	2-0	2.0	1.0-4	1.0-2	-	DNP	DNP	DNP
Rondo Porter	2-0	2.0	1.0-3	-	-	-	1.0-13	-
Zyeir Gamble	1-1	1.5	1.0-2	-	DNP	0.5-0	-	-
Bucci Farmer	0-3	1.5	0.5-0	1.0-1	-	-	DNP	-
Emory Floyd	1-0	1.0	-	-	-	1.0-3	-	-
Jordan Favors	1-0	1.0	-	-	-	1.0-2	-	-
Dylan Hasz	1-0	1.0	1.0-12	-	-	-	-	-
Juan Berchal	1-0	1.0	-	-	DNP	-	-	1.0-1
Elijah Mc-Cantos	1-0	1.0	-	-	1.0-1	-	-	-
DJ Burks	1-0	1.0	-	1.0-1	-	-	-	-
Nick Campbell	0-2	1.0	-	-	-	0.5-0	-	0.5-1
Shawn Collins	0-1	0.5	-	0.5-4	-	-	DNP	DNP
Ethan Johnson	0-1	0.5	-	0.5-1	-	-	-	-
Myles Farmer	0-1	0.5	-	-	-	-	0.5-1	-
Ronnie Porter	0-1	0.5	-	0.5-1	-	-	-	-
Cam Fleming	0-1	0.5	DNP	-	-	-	-	0.5-1





2025-26 App State Football  
Team Game-by-Game  
All games

Page 1/1  
as of Oct 11, 2025

Date	Opponent	Rushing				Receiving				Passing				Kick Returns				Punt Returns				tot		
		no.	yds	td	lg	no.	yds	td	lg	cmp	att	int	yds	td	lg	no.	yds	td	lg	no.	yds	td	lg	off
08/29/2025	at Charlotte	38	182	1	19	33	404	3	59	33	50	0	404	3	59	1	10	0	9	5	6	0	5	586
09/06/2025	Lindenwood	33	209	0	26	19	294	2	72	19	34	1	294	2	72	1	28	0	28	5	18	0	18	503
09/13/2025	at Southern Miss.	38	95	2	17	31	375	1	42	31	52	3	375	1	42	1	25	0	25	0	0	0	0	470
09/27/2025	at Boise St.	29	109	1	39	12	65	1	12	12	28	3	65	1	12	2	32	0	20	1	45	0	45	174
10/04/2025	Oregon St.	36	136	2	29	13	218	1	68	13	28	0	218	1	68	4	89	0	24	3	30	0	14	354
10/11/2025	at Georgia St.	36	124	1	21	23	311	4	40	23	38	0	311	4	40	1	32	0	32	0	0	0	0	435
App State		210	855	7	39	131	1667	12	72	131	230	7	1667	12	72	10	216	0	32	14	99	0	45	2522
Opponents		179	489	5	30	142	1620	12	48	142	236	7	1620	12	48	6	124	0	39	4	7	0	6	2109

App State Averages

Games	Avg/ rush	Avg/ catch	Pass effc	KR avg	PR avg	All purpose avg/game	Total offense avg/game
6	4.1	12.7	129.0	21.6	7.1	479.3	420.3

Date	Opponent	Tackles				Sacks no-yds	Fumble		Pass Defense			blkd kick	PAT attempts			off		
		ua	a	total	tfl-yds		ff	fr-yds	int-yds	qbh	brup		kick	rush	rcv	saf	t/o	pts
08/29/2025	at Charlotte	28	22	50	6.0-24	0-0	1	1-8	1-0	3	5	0	4-4	0	0	0	3	34
09/06/2025	Lindenwood	28	42	70	16.0-68	8-54	2	0-0	2-27	10	7	1	2-2	0	0	0	0	20
09/13/2025	at Southern Miss.	21	40	61	6.0-17	1-9	0	0-0	1-0	0	2	0	2-2	0	1	0	0	22
09/27/2025	at Boise St.	41	38	79	9.0-35	2-24	1	0-0	0-0	4	2	0	2-2	0	0	0	0	14
10/04/2025	Oregon St.	32	38	70	3.0-16	1-13	1	1-0	2-9	5	4	0	3-3	0	0	0	7	27
10/11/2025	at Georgia St.	28	48	76	7.0-33	3-24	2	0-0	1-3	5	5	1	5-5	0	0	0	7	41
App State		178	228	406	47.0-193	15-124	7	2-8	7-39	27	25	2	18-18	0	1	0	17	158
Opponents		186	288	474	27.0-128	15-98	6	5-0	7-171	20	33	0	14-15	0	2	1	31	152

		Punting										Field Goals			Kickoffs				
Date	Opponent	no.	yds	avg	long	blkd	tb	fc	50+	i20	md-att	long	blkd	no.	yds	avg	tb	ob	
08/29/2025	at Charlotte	3	110	36.7	38	0	0	3	0	2	2-2	47	0	6	390	65.0	6	0	
09/06/2025	Lindenwood	2	88	44.0	49	0	0	1	0	0	2-2	29	0	5	323	64.6	3	0	
09/13/2025	at Southern Miss.	4	177	44.3	49	0	0	1	0	0	0-1	0	0	2	130	65.0	2	0	
09/27/2025	at Boise St.	7	332	47.4	54	0	1	5	3	0	0-0	0	0	3	203	67.7	1	0	
10/04/2025	Oregon St.	4	162	40.5	44	0	0	4	0	1	2-3	49	0	7	439	62.7	3	0	
10/11/2025	at Georgia St.	4	157	39.3	43	0	0	2	0	0	2-3	46	0	7	446	63.7	5	0	
App State		24	1026	42.8	54	0	1	16	3	3	8-11	49	0	30	1931	64.4	20	0	
Opponents		29	1306	45.0	61	0	2	5	11	10	4-6	42	1	27	1736	64.3	17	0	

App State Inside Opponent Red-Zone

Date	Opponent	Score	Times	Times	Total	Rush		Pass	FGs	Failed to score inside RZ						
			In RZ	Scored	Pts	TDs	TDs	TDs	Made	FGA	Down	Int	Fumb	Half	Game	
08/29/2025	at Charlotte	W 34-11	5	5	31	4	1	3	1	1	0	0	0	0	0	0
09/06/2025	Lindenwood	W 20-13	3	3	13	1	0	1	2	2	0	0	0	0	0	0
09/13/2025	at Southern Miss.	L 22-38	6	3	22	3	2	1	0	0	0	3	0	0	0	0
09/27/2025	at Boise St.	L 14-47	2	2	14	2	1	1	0	0	0	0	0	0	0	0
10/04/2025	Oregon St.	W 27-23	2	2	14	2	2	0	0	0	0	0	0	0	0	0
10/11/2025	at Georgia St.	W 41-20	6	6	38	5	1	4	1	1	0	0	0	0	0	0
Totals 21 of 24 (87.5%)			24	21	132	17	7	10	4	4	0	3	0	0	0	0



2025-26 App State Football  
Opponents Game-by-Game  
All games

Page 1/1  
as of Oct 11, 2025

Date	Opponent	Rushing				Receiving				Passing				Kick Returns				Punt Returns				tot		
		no.	yds	td	lg	no.	yds	td	lg	cmp	att	int	yds	td	lg	no.	yds	td	lg	no.	yds	td	lg	off
08/29/2025	at Charlotte	29	76	0	17	13	142	1	47	13	25	1	142	1	47	0	0	0	0	0	0	0	0	218
09/06/2025	Lindenwood	33	-1	1	8	20	217	1	26	20	36	2	217	1	26	1	39	0	39	0	0	0	0	216
09/13/2025	at Southern Miss.	25	110	2	16	22	279	2	48	22	31	1	279	2	48	0	0	0	0	2	1	0	4	389
09/27/2025	at Boise St.	44	152	0	28	25	321	4	34	25	38	0	321	4	34	1	13	0	10	1	0	0	0	473
10/04/2025	Oregon St.	25	98	1	30	30	358	2	37	30	45	2	358	2	37	3	61	0	23	0	0	0	0	456
10/11/2025	at Georgia St.	23	54	1	14	32	303	2	22	32	61	1	303	2	22	1	11	0	11	1	6	0	6	357
Opponents		179	489	5	30	142	1620	12	48	142	236	7	1620	12	48	6	124	0	39	4	7	0	6	2109
App State		210	855	7	39	131	1667	12	72	131	230	7	1667	12	72	10	216	0	32	14	99	0	45	2522

Opponents Averages

Games	Avg/ rush	Avg/ catch	Pass effc	KR avg	PR avg	All purpose avg/game	Total offense avg/game
6	2.7	11.4	128.7	20.7	1.8	401.8	351.5

Date	Opponent	Tackles				Sacks	Fumble	Pass Defense			blkd	PAT attempts			off			
		ua	a	total	tfl-yds	no-yds	ff	fr-yds	int-yds	qbh	brup	kick	kick	rush	rcv	saf	t/o	pts
08/29/2025	at Charlotte	51	36	87	3.0-10	1-5	1	1-0	0-0	2	3	0	0-0	0	1	0	3	11
09/06/2025	Lindenwood	29	46	75	2.0-10	1-8	3	3-0	1--3	1	4	0	1-2	0	0	0	7	13
09/13/2025	at Southern Miss.	30	72	102	6.0-48	5-42	0	0-0	3-117	6	12	0	5-5	0	0	0	7	38
09/27/2025	at Boise St.	27	30	57	5.0-27	5-27	1	1-0	3-57	6	4	0	5-5	0	0	0	14	47
10/04/2025	Oregon St.	25	50	75	7.0-26	2-14	1	0-0	0-0	5	4	0	3-3	0	0	1	0	23
10/11/2025	at Georgia St.	24	54	78	4.0-7	1-2	0	0-0	0-0	0	6	0	0-0	0	1	0	0	20
Opponents		186	288	474	27.0-128	15-98	6	5-0	7-171	20	33	0	14-15	0	2	1	31	152
App State		178	228	406	47.0-193	15-124	7	2-8	7-39	27	25	2	18-18	0	1	0	17	158

		Punting										Field Goals			Kickoffs				
Date	Opponent	no.	yds	avg	long	blkd	tb	fc	50+	i20	md-att	long	blkd	no.	yds	avg	tb	ob	
08/29/2025	at Charlotte	6	290	48.3	57	0	1	0	5	1	1-1	42	0	3	195	65.0	2	0	
09/06/2025	Lindenwood	8	350	43.8	60	0	0	1	1	2	0-0	0	0	2	130	65.0	1	0	
09/13/2025	at Southern Miss.	4	124	31.0	45	0	0	1	0	1	1-1	39	0	7	455	65.0	6	0	
09/27/2025	at Boise St.	4	164	41.0	44	0	0	3	0	2	2-2	40	0	9	578	64.2	7	0	
10/04/2025	Oregon St.	3	155	51.7	60	0	0	0	2	1	0-1	0	0	4	254	63.5	0	0	
10/11/2025	at Georgia St.	4	223	55.8	61	0	1	0	3	3	0-1	0	1	2	124	62.0	1	0	
Opponents		29	1306	45.0	61	0	2	5	11	10	4-6	42	1	27	1736	64.3	17	0	
App State		24	1026	42.8	54	0	1	16	3	3	8-11	49	0	30	1931	64.4	20	0	

Opponents Inside App State Red-Zone

Date	Opponent	Score	Times	Times	Total	Rush		Pass		FGs	Failed to score inside RZ					
			In RZ	Scored	Pts	TDs	TDs	TDs	TDs	Made	FGA	Down	Int	Fumb	Half	Game
08/29/2025	Charlotte	W 34-11	2	1	8	1	0	1	0	0	0	0	0	1	0	0
09/06/2025	Lindenwood	W 20-13	2	2	13	2	1	1	0	0	0	0	0	0	0	0
09/13/2025	Southern Miss.	L 22-38	4	4	25	3	2	1	1	1	1	0	0	0	0	0
09/27/2025	Boise St.	L 14-47	4	3	17	2	0	2	1	1	1	1	0	0	0	0
10/04/2025	Oregon St.	W 27-23	5	2	14	2	0	2	0	0	1	1	1	0	0	0
10/11/2025	Georgia St.	W 41-20	3	2	14	2	1	1	0	0	1	0	0	0	0	0
Totals 14 of 20 (70.0%)			20	14	91	12	4	8	2	4	4	2	1	1	0	0



**2025-26 App State Football**  
**Team Game Highs**  
**All games**

Page 1/1  
as of Oct 11, 2025

**App State - Game Highs**

<b>RUSHES</b>	38	at Southern Miss. (09/13/2025)
	38	at Charlotte (08/29/2025)
<b>YARDS RUSHING</b>	209	Lindenwood (09/06/2025)
<b>YARDS PER RUSH</b>	6.3	Lindenwood (09/06/2025)
<b>TD RUSHES</b>	2	Oregon St. (10/04/2025)
	2	at Southern Miss. (09/13/2025)
<b>PASS ATTEMPTS</b>	52	at Southern Miss. (09/13/2025)
<b>PASS COMPLETIONS</b>	33	at Charlotte (08/29/2025)
<b>YARDS PASSING</b>	404	at Charlotte (08/29/2025)
<b>YARDS PER PASS</b>	8.6	Lindenwood (09/06/2025)
<b>TD PASSES</b>	4	at Georgia St. (10/11/2025)
<b>TOTAL PLAYS</b>	90	at Southern Miss. (09/13/2025)
<b>TOTAL OFFENSE</b>	586	at Charlotte (08/29/2025)
<b>YARDS PER PLAY</b>	7.5	Lindenwood (09/06/2025)
<b>POINTS</b>	41	at Georgia St. (10/11/2025)
<b>SACKS BY</b>	8	Lindenwood (09/06/2025)
<b>FIRST DOWNS</b>	32	at Charlotte (08/29/2025)
<b>PENALTIES</b>	11	at Boise St. (09/27/2025)
<b>PENALTY YARDS</b>	98	at Charlotte (08/29/2025)
<b>TURNOVERS</b>	4	at Boise St. (09/27/2025)
	4	Lindenwood (09/06/2025)
<b>PUNTS</b>	7	at Boise St. (09/27/2025)
<b>PUNTING AVG</b>	47.4	at Boise St. (09/27/2025)
<b>LONG PUNT</b>	54	at Boise St. (09/27/2025)
<b>PUNTS INSIDE 20</b>	2	at Charlotte (08/29/2025)
<b>LONG PUNT RETURN</b>	45	at Boise St. (09/27/2025)



**2025-26 App State Football**  
**Individual Game Highs**  
**All games**

Page 1/1  
as of Oct 11, 2025

**App State - Individual Game Highs**

<b>RUSHES</b>	25	Rashod Dubinion vs Lindenwood (09/06/2025)
<b>YARDS RUSHING</b>	194	Rashod Dubinion vs Lindenwood (09/06/2025)
<b>TD RUSHES</b>	1 1 1 1 1 1 1	Jaquari Lewis at Georgia St. (10/11/2025) Rashod Dubinion vs Oregon St. (10/04/2025) J.J. Kohl vs Oregon St. (10/04/2025) Jaquari Lewis at Boise St. (09/27/2025) Rashod Dubinion at Southern Miss. (09/13/2025) Jaquari Lewis at Southern Miss. (09/13/2025) Rashod Dubinion at Charlotte (08/29/2025)
<b>LONG RUSH</b>	39	Rashod Dubinion at Boise St. (09/27/2025)
<b>PASS ATTEMPTS</b>	46	AJ Swann at Charlotte (08/29/2025)
<b>PASS COMPLETIONS</b>	31	AJ Swann at Charlotte (08/29/2025)
<b>YARDS PASSING</b>	368	AJ Swann at Charlotte (08/29/2025)
<b>TD PASSES</b>	4	J.J. Kohl at Georgia St. (10/11/2025)
<b>LONG PASS</b>	72	AJ Swann vs Lindenwood (09/06/2025)
<b>RECEPTIONS</b>	10	Jaden Barnes at Southern Miss. (09/13/2025)
<b>YARDS RECEIVING</b>	142	Dalton Stroman vs Lindenwood (09/06/2025)
<b>TD RECEPTIONS</b>	1 1 1 1 1 1 1 1 1 1 1 1 1	Izayah Cummings at Georgia St. (10/11/2025) Dalton Stroman at Georgia St. (10/11/2025) Davion Dozier at Georgia St. (10/11/2025) Jaden Barnes at Georgia St. (10/11/2025) Davion Dozier vs Oregon St. (10/04/2025) Dalton Stroman at Boise St. (09/27/2025) Jaden Barnes at Southern Miss. (09/13/2025) Dalton Stroman vs Lindenwood (09/06/2025) Jaden Barnes vs Lindenwood (09/06/2025) Kanen Hamlett at Charlotte (08/29/2025) Jaden Barnes at Charlotte (08/29/2025) Alex Sanchez at Charlotte (08/29/2025)
<b>LONG RECEPTION</b>	72	Dalton Stroman vs Lindenwood (09/06/2025)
<b>PUNTS</b>	7	Ian Ratliff at Boise St. (09/27/2025)
<b>PUNTING AVG</b>	47.4	Ian Ratliff at Boise St. (09/27/2025)
<b>LONG PUNT</b>	54	Ian Ratliff at Boise St. (09/27/2025)
<b>PUNTS INSIDE 20</b>	2	Ian Ratliff at Charlotte (08/29/2025)
<b>LONG PUNT RETURN</b>	45	Juan Berchal at Boise St. (09/27/2025)
<b>LONG KICKOFF RETURN</b>	32	Jackson Grier at Georgia St. (10/11/2025)
<b>TACKLES</b>	10 10	Colton Phares vs Oregon St. (10/04/2025) Jaelin Willis at Boise St. (09/27/2025)
<b>SACKS</b>	1.5 1.5 1.5	Kevin Abrams-Verwayne vs Lindenwood (09/06/2025) Caleb Sandstrom vs Lindenwood (09/06/2025) Aiden Benton vs Lindenwood (09/06/2025)
<b>TACKLES FOR LOSS</b>	3 3	Colton Phares at Southern Miss. (09/13/2025) Thomas Davis vs Lindenwood (09/06/2025)





**2025-26 App State Football**  
**Opponent Match Highs**  
**All games**

Page 1/1  
as of Oct 11, 2025

**Opponent - Game Highs**

<b>RUSHES</b>	44	at Boise St. (09/27/2025)
<b>YARDS RUSHING</b>	152	at Boise St. (09/27/2025)
<b>YARDS PER RUSH</b>	4.4	at Southern Miss. (09/13/2025)
<b>TD RUSHES</b>	2	at Southern Miss. (09/13/2025)
<b>PASS ATTEMPTS</b>	61	at Georgia St. (10/11/2025)
<b>PASS COMPLETIONS</b>	32	at Georgia St. (10/11/2025)
<b>YARDS PASSING</b>	358	Oregon St. (10/04/2025)
<b>YARDS PER PASS</b>	9.0	at Southern Miss. (09/13/2025)
<b>TD PASSES</b>	4	at Boise St. (09/27/2025)
<b>TOTAL PLAYS</b>	84	at Georgia St. (10/11/2025)
<b>TOTAL OFFENSE</b>	473	at Boise St. (09/27/2025)
<b>YARDS PER PLAY</b>	6.9	at Southern Miss. (09/13/2025)
<b>POINTS</b>	47	at Boise St. (09/27/2025)
<b>SACKS BY</b>	5 5	at Boise St. (09/27/2025) at Southern Miss. (09/13/2025)
<b>FIRST DOWNS</b>	27	Oregon St. (10/04/2025)
<b>PENALTIES</b>	9	at Southern Miss. (09/13/2025)
<b>PENALTY YARDS</b>	74	at Southern Miss. (09/13/2025)
<b>TURNOVERS</b>	3	Oregon St. (10/04/2025)
<b>PUNTS</b>	8	Lindenwood (09/06/2025)
<b>PUNTING AVG</b>	55.8	at Georgia St. (10/11/2025)
<b>LONG PUNT</b>	61	at Georgia St. (10/11/2025)
<b>PUNTS INSIDE 20</b>	3	at Georgia St. (10/11/2025)
<b>LONG PUNT RETURN</b>	6	at Georgia St. (10/11/2025)



2025-26 App State Football  
Opponent Match Lows  
All games

Page 1/1  
as of Oct 11, 2025

Opponent - Game Lows

RUSHES	23	at Georgia St. (10/11/2025)
YARDS RUSHING	-1	Lindenwood (09/06/2025)
YARDS PER RUSH	0.0	Lindenwood (09/06/2025)
TD RUSHES	0	at Boise St. (09/27/2025)
	0	at Charlotte (08/29/2025)
PASS ATTEMPTS	25	at Charlotte (08/29/2025)
PASS COMPLETIONS	13	at Charlotte (08/29/2025)
YARDS PASSING	142	at Charlotte (08/29/2025)
YARDS PER PASS	5.0	at Georgia St. (10/11/2025)
TD PASSES	1	Lindenwood (09/06/2025)
	1	at Charlotte (08/29/2025)
TOTAL PLAYS	54	at Charlotte (08/29/2025)
TOTAL OFFENSE	216	Lindenwood (09/06/2025)
YARDS PER PLAY	3.1	Lindenwood (09/06/2025)
POINTS	11	at Charlotte (08/29/2025)
SACKS BY	1	at Georgia St. (10/11/2025)
	1	Lindenwood (09/06/2025)
	1	at Charlotte (08/29/2025)
FIRST DOWNS	13	Lindenwood (09/06/2025)
PENALTIES	2	at Georgia St. (10/11/2025)
PENALTY YARDS	27	Oregon St. (10/04/2025)
INTERCEPTIONS BY	0	at Georgia St. (10/11/2025)
	0	Oregon St. (10/04/2025)
	0	at Charlotte (08/29/2025)
PUNTS	3	Oregon St. (10/04/2025)
PUNTING AVG	31.0	at Southern Miss. (09/13/2025)
LONG PUNT	44	at Boise St. (09/27/2025)
PUNTS INSIDE 20	1	Oregon St. (10/04/2025)
	1	at Southern Miss. (09/13/2025)
	1	at Charlotte (08/29/2025)
LONG PUNT RETURN	0	Oregon St. (10/04/2025)
	0	at Boise St. (09/27/2025)
	0	Lindenwood (09/06/2025)
	0	at Charlotte (08/29/2025)



**2025-26 App State Football**  
**Opponent Individual Match Highs**  
**All games**

Page 1/1  
as of Oct 11, 2025

**Opponent - Individual Game Highs**

<b>RUSHES</b>	19	Anthony Hankerson vs Oregon St. (10/04/2025)
<b>YARDS RUSHING</b>	69	Sire Gaines at Boise St. (09/27/2025)
<b>TD RUSHES</b>	2	Jeffery Pittman at Southern Miss. (09/13/2025)
<b>LONG RUSH</b>	30	David Wells Jr. vs Oregon St. (10/04/2025)
<b>PASS ATTEMPTS</b>	45	Maalik Murphy vs Oregon St. (10/04/2025)
<b>PASS COMPLETIONS</b>	30	Maalik Murphy vs Oregon St. (10/04/2025)
<b>YARDS PASSING</b>	358	Maalik Murphy vs Oregon St. (10/04/2025)
<b>TD PASSES</b>	4	Maddux Madsen at Boise St. (09/27/2025)
<b>LONG PASS</b>	48	Braylon Braxton at Southern Miss. (09/13/2025)
<b>RECEPTIONS</b>	13	Trent Walker vs Oregon St. (10/04/2025)
<b>YARDS RECEIVING</b>	179	Trent Walker vs Oregon St. (10/04/2025)
<b>TD RECEPTIONS</b>	2	Latrell Caples at Boise St. (09/27/2025)
<b>LONG RECEPTION</b>	48	Elijah Metcalf at Southern Miss. (09/13/2025)
<b>FIELD GOALS</b>	2	Colton Boomer at Boise St. (09/27/2025)
<b>LONG FIELD GOALS</b>	42	Liam Boyd at Charlotte (08/29/2025)
<b>PUNTS</b>	8	A.J. Vinatieri vs Lindenwood (09/06/2025)
<b>PUNTING AVG</b>	55.8	Reed Chandley at Georgia St. (10/11/2025)
<b>LONG PUNT</b>	61	Reed Chandley at Georgia St. (10/11/2025)
<b>PUNTS INSIDE 20</b>	3	Reed Chandley at Georgia St. (10/11/2025)
<b>LONG PUNT RETURN</b>	6	Javon Robinson at Georgia St. (10/11/2025)
<b>LONG KICKOFF RETURN</b>	39	Christopher Bennett Jr vs Lindenwood (09/06/2025)
<b>TACKLES</b>	13	Michael Montgomery at Southern Miss. (09/13/2025)
	13	Sanjay Strickland vs Lindenwood (09/06/2025)
<b>SACKS</b>	3	J'Mond Tapp at Southern Miss. (09/13/2025)
<b>TACKLES FOR LOSS</b>	3	J'Mond Tapp at Southern Miss. (09/13/2025)
<b>INTERCEPTIONS</b>	1	A'Marion McCoy at Boise St. (09/27/2025)
	1	Boen Phelps at Boise St. (09/27/2025)
	1	Sherrod Smith at Boise St. (09/27/2025)
	1	Anthony Richard, Jr. at Southern Miss. (09/13/2025)
	1	Ian Foster at Southern Miss. (09/13/2025)
	1	Mathias Haygood at Southern Miss. (09/13/2025)
	1	Eric Gant vs Lindenwood (09/06/2025)



# 2025-26 App State Football Games Played All games

Page 1/2  
as of Oct 11, 2025

##	Player	GP-GS	CLT	Linden	USM	Boise	OSU	GSU
0	Jaelin Willis	6/2	START	XXX	START	XXX	XXX	XXX
0	Doopah Coleman	6/0	XXX	XXX	XXX	XXX	XXX	XXX
1	Shawn Collins	4/3	START	START	START	XXX	...	...
1	Davion Dozier	3/2	...	...	...	XXX	START	START
2	Ethan Johnson	6/6	START	START	START	START	START	START
2	Kanye Roberts	0/0	...	...	...	...	...	...
3	Sam Mbake	2/0	...	...	...	...	XXX	XXX
3	Joseph Bakhole	5/0	XXX	...	XXX	XXX	XXX	XXX
4	Myles Farmer	6/0	XXX	XXX	XXX	XXX	XXX	XXX
4	Izayah Cummings	6/4	START	START	START	START	XXX	XXX
5	AJ Swann	4/4	START	START	START	START	...	...
5	Zyeir Gamble	5/5	START	START	...	START	START	START
6	Emory Floyd	6/6	START	START	START	START	START	START
6	Matthew Wilson	0/0	...	...	...	...	...	...
7	Jordan Favors	6/0	XXX	XXX	XXX	XXX	XXX	XXX
7	Rashod Dubinion	6/6	START	START	START	START	START	START
8	Dalton Stroman	6/5	XXX	START	START	START	START	START
8	Dylan Hasz	6/5	XXX	START	START	START	START	START
9	Billy Wiles	2/0	...	...	XXX	XXX	...	...
9	Dylan Manuel	6/3	START	START	START	XXX	XXX	XXX
10	Colton Phares	6/6	START	START	START	START	START	START
10	Gregory Fee	0/0	...	...	...	...	...	...
11	Juan Berchal	5/0	XXX	XXX	...	XXX	XXX	XXX
11	Noah Gillon	3/0	...	...	XXX	XXX	...	XXX
12	William Fowles	6/4	START	START	START	START	XXX	XXX
12	Brayshawn Littlejohn	6/0	XXX	XXX	XXX	XXX	XXX	XXX
13	Elijah Mc-Cantos	6/5	START	XXX	START	START	START	START
13	Jackson Grier	4/0	XXX	XXX	XXX	...	...	XXX
15	Thomas Davis	6/5	START	START	START	START	START	XXX
15	Jaden Barnes	6/3	START	XXX	XXX	XXX	START	START
16	Ty Sanders	1/0	...	XXX	...	...	...	...
16	Alex Sanchez	6/0	XXX	XXX	XXX	XXX	XXX	XXX
17	J.J. Kohl	3/2	XXX	...	...	...	START	START
17	Ja'Torian Mack	0/0	...	...	...	...	...	...
18	Ja'Den McBurrows	3/3	START	START	START	...	...	...
18	Khalifa Keith	3/0	...	XXX	XXX	...	...	XXX
19	DaRon Wilson	0/0	...	...	...	...	...	...
20	Jaylon Calhoun	0/0	...	...	...	...	...	...
20	Kaleb Neal	2/0	XXX	...	XXX	...	...	...
21	DJ Burks	6/0	XXX	XXX	XXX	XXX	XXX	XXX
22	Ronnie Porter	6/0	XXX	XXX	XXX	XXX	XXX	XXX
22	Jaquari Lewis	6/0	XXX	XXX	XXX	XXX	XXX	XXX
24	Cristian Conyer	6/0	XXX	XXX	XXX	XXX	XXX	XXX
25	Ahmad Robinson	6/0	XXX	XXX	XXX	XXX	XXX	XXX
25	Zahn Coakley	0/0	...	...	...	...	...	...
26	Khamani Alexander	6/0	XXX	XXX	XXX	XXX	XXX	XXX
27	Cam Fleming	5/0	...	XXX	XXX	XXX	XXX	XXX
27	Mitchell Lake	0/0	...	...	...	...	...	...
28	Jayden Bethea	1/0	XXX	...	...	...	...	...
29	Carter Everett	0/0	...	...	...	...	...	...
30	Gabe Simpkins	0/0	...	...	...	...	...	...
30	Ashton Parker	0/0	...	...	...	...	...	...
31	Max Guest	0/0	...	...	...	...	...	...
31	Marquis Lane-Owens	0/0	...	...	...	...	...	...
33	Aiden Benton	6/1	XXX	XXX	XXX	XXX	XXX	START
34	Joshua Acord	1/0	XXX	...	...	...	...	...
35	Brooks Yurachek	6/0	XXX	XXX	XXX	XXX	XXX	XXX
36	Luke Lair	0/0	...	...	...	...	...	...
37	Ian Ratliff	6/0	XXX	XXX	XXX	XXX	XXX	XXX
39	Jackson Moore	0/0	...	...	...	...	...	...

##	Player	GP-GS	CLT	Linden	USM	Boise	OSU	GSU
39	Kavin White	0/0	...	...	...	...	...	...
40	Cole Becker	0/0	...	...	...	...	...	...
41	Caleb Sandstrom	6/2	XXX	XXX	XXX	START	START	XXX
42	Braxton Veiga	0/0	...	...	...	...	...	...
43	Cash McVay	6/0	XXX	XXX	XXX	XXX	XXX	XXX
44	Jared Gobble	6/0	XXX	XXX	XXX	XXX	XXX	XXX
44	Rondo Porter	6/6	START	START	START	START	START	START
45	Nick Campbell	6/0	XXX	XXX	XXX	XXX	XXX	XXX
46	Nick Avery	0/0	...	...	...	...	...	...
47	Jacob Poff	6/0	XXX	XXX	XXX	XXX	XXX	XXX
49	Randy Marion III	0/0	...	...	...	...	...	...
50	Jackson Briley	0/0	...	...	...	...	...	...
51	KJ Liles	0/0	...	...	...	...	...	...
52	Orlando Leon	6/0	XXX	XXX	XXX	XXX	XXX	XXX
52	Cayden Sweatt	6/5	XXX	START	START	START	START	START
53	Jake Ganoe	0/0	...	...	...	...	...	...
54	Moritz Schmoranz	0/0	...	...	...	...	...	...
55	Shamarr Jackson	6/6	START	START	START	START	START	START
56	Kyle Arnholt	6/4	XXX	START	XXX	START	START	START
63	Jayden Ramsey	6/6	START	START	START	START	START	START
65	Gabe Funk	0/0	...	...	...	...	...	...
66	Danny Stevens	0/0	...	...	...	...	...	...
67	Trent Ramsey	6/6	START	START	START	START	START	START
68	Lance Williams	3/0	...	...	...	XXX	XXX	XXX
70	Big Al Oliver	0/0	...	...	...	...	...	...
72	Denell Nix Jr	3/0	...	...	XXX	XXX	...	XXX
73	Will Flowers	6/6	START	START	START	START	START	START
74	Griffin Scroggs	6/0	XXX	XXX	XXX	XXX	XXX	XXX
75	Felix Doege	3/0	...	...	...	XXX	XXX	XXX
76	Luke Burgess	6/0	XXX	XXX	XXX	XXX	XXX	XXX
77	Daniel Davis	0/0	...	...	...	...	...	...
78	Tyriq Poindexter	1/1	START	...	...	...	...	...
80	Trae Nickelson III	0/0	...	...	...	...	...	...
81	Jose Leon	1/0	...	...	...	XXX	...	...
82	Chris Lawson Jr.	4/0	XXX	XXX	XXX	XXX	...	...
85	David Larkins	6/6	START	START	START	START	START	START
86	Kanen Hamlett	6/0	XXX	XXX	XXX	XXX	XXX	XXX
87	Dillon Galloway	1/0	...	...	...	...	...	XXX
88	Bryce Gee	0/0	...	...	...	...	...	...
90	Dominic De Freitas	6/0	XXX	XXX	XXX	XXX	XXX	XXX
91	Malik Berry	0/0	...	...	...	...	...	...
92	AJ Mebane	0/0	...	...	...	...	...	...
93	DeNigel Cooper	6/3	XXX	XXX	XXX	START	START	START
94	Caleb Pitts	3/0	...	...	...	XXX	XXX	XXX
95	Kaden Ellis	0/0	...	...	...	...	...	...
96	Saint Farrior	6/0	XXX	XXX	XXX	XXX	XXX	XXX
97	Kevin Abrams-Verwayne	6/1	XXX	XXX	XXX	XXX	XXX	START
98	Kelvin Crawford	0/0	...	...	...	...	...	...
99	Bucci Farmer	5/0	XXX	XXX	XXX	XXX	...	XXX



## 2025 BREAKDOWN

## GAME-BY-GAME LEADERS

OPPONENT	RUSHING	PASSING	RECEIVING	ALL-PURPOSE	TACKLES
Charlotte	Dubinion (111)	Swann (368)	Barnes (134)	Dubinion (142)	Gamble/McBurrows (6)
Lindenwood	Dubinion (194)	Swann (294)	Stroman (142)	Dubinion (197)	Phares (8)
Southern Miss	Dubinion (95)	Swann (217)	Barnes (132)	Barnes (132)	Phares (8)
Boise State	Dubinion (113)	Swann (64)	Cummings (20)	Dubinion (123)	Willis (10)
Oregon State	Dubinion (98)	Kohl (218)	Dozier (140)	Dozier (140)	Phares (10)
Georgia State	Lewis (57)	Kohl (309)	Cummings (94)	Cummings (94)	Gamble/Littlejohn (7)
Coastal Carolina					
ODU					
Ga. Southern					
JMU					
Marshall					
Arkansas State					

### MISCELLANEOUS INFO

[illegible]

## 2025 STARTING LINEUPS

[illegible][illegible]

2025 SCORING DRIVES  
(MIDDLE-EIGHT POINTS IN BOLD/ITALIC)

APP STATE SCORING

Opp.	Qtr	Time	Scoring Play	Plays	Time
CLT	2nd	8:38	Dubinion 2 yd run (De Freitas kick)	9-81	3:18
<b>CLT</b>	<b>2nd</b>	<b>0:36</b>	<b>Barnes 10 yd pass from Swann (De Freitas kick)</b>	<b>14-80</b>	<b>4:36</b>
<b>CLT</b>	<b>2nd</b>	<b>0:00</b>	<b>De Freitas 47 yd FG</b>	<b>5-22</b>	<b>0:23</b>
CLT	3rd	10:22	De Freitas 35 yd FG	10-58	4:38
CLT	3rd	4:27	Hamlett 19 yd pass from Swann (De Freitas kick)	11-73	4:16
CLT	4th	4:00	Sanchez 1 yd pass from Swann (De Freitas kick)	12-75	6:25
LU	1st	14:42	Stroman 72 yd pass from Swann (De Freitas kick)	1-72	0:11
LU	1st	3:32	Barnes 13 yd pass from Swann (De Freitas kick)	6-75	2:27
LU	3rd	5:36	De Freitas 29 yd FG	12-67	4:31
LU	4th	14:12	De Freitas 24 yd FG	11-61	4:06
USM	1st	7:02	Dubinion 2 yd run (De Freitas kick)	7- 62	2:50
USM	3rd	1:06	Lewis 10 yd run (De Freitas kick)	12- 70	4:45
USM	4th	0:51	Barnes 3 yd pass from Wiles (Lewis catch)	9- 70	3:19
<b>BSU</b>	<b>2nd</b>	<b>1:16</b>	<b>Stroman 7 yd pass from Swann (De Freitas kick)</b>	<b>14-75</b>	<b>5:51</b>
BSU	3rd	10:40	Lewis 3 yd run (De Freitas kick)	3-42	0:46
OSU	1st	8:21	De Freitas 49 yd FG	10-55	4:54
OSU	1st	6:49	Kohl 6 yd run (De Freitas kick)	4-18	1:24
OSU	1st	3:38	Dubinion 2 yd run (De Freitas kick)	3-75	1:26
OSU	3rd	8:41	Dozier 28 yd pass from Kohl (De Freitas kick)	13-76	6:13
OSU	3rd	0:50	De Freitas 45 yd FG	9-49	4:06
GSU	1st	1:04	Dozier 12 yd pass from Kohl (De Freitas kick)	13-98	5:37
<b>GSU</b>	<b>2nd</b>	<b>2:37</b>	<b>Barnes 11 yd pass from Kohl (De Freitas kick)</b>	<b>10-83</b>	<b>4:03</b>
<b>GSU</b>	<b>2nd</b>	<b>0:00</b>	<b>De Freitas 32 yd FG</b>	<b>8-66</b>	<b>1:18</b>
<b>GSU</b>	<b>3rd</b>	<b>12:10</b>	<b>Lewis 14 yd run (De Freitas kick)</b>	<b>3-37</b>	<b>1:13</b>
GSU	3rd	8:10	Stroman 6 yd pass from Kohl (De Freitas kick)	6-59	2:41
GSU	3rd	3:40	Cummings 3 yd pass from Kohl (De Freitas kick)	3-49	0:58
GSU	4th	10:00	De Freitas 46 yd FG	4-4	0:47

OPPONENT SCORING

Team	Qtr	Time	Scoring Play	Plays	Time
CLT	1st	1:21	Boyd 42 yd FG	13-55	6:28
CLT	4th	10:25	Mason 16 yd pass from Harrell (two-point pass)	11-57	5:55
LU	2nd	7:15	Glantz 1 yd run (kick blocked)	8-54	4:31
LU	4th	3:34	Bond 24 yd pass from Glantz (Graham kick)	9-46	5:41
USM	1st	4:05	Pittman 5 yd run (Harradine kick)	10- 75	2:57
USM	2nd	14:09	Harradine 39 yd FG	9- 52	3:42
USM	2nd	10:40	Foster 99 yd interception (Harradine kick)		
<b>USM</b>	<b>3rd</b>	<b>11:20</b>	<b>Briggs 8 yd pass from Braxton (Harradine kick)</b>	<b>9- 75</b>	<b>3:40</b>
USM	4th	11:23	Pittman 9 yd run (Harradine kick)	5- 69	2:07
USM	4th	9:29	Davis 21 yd pass from Braxton (Harradine kick)	3- 61	0:54
BSU	1st	9:49	Caples 10 yd pass from Madsen (Boomer kick)	10-75	5:11
BSU	1st	1:49	McCoy 26 yd interception return (Boomer kick)		
BSU	2nd	7:07	Ford 14 yd pass from Madsen (Boomer kick)	10-80	5:53
<b>BSU</b>	<b>2nd</b>	<b>0:05</b>	<b>Boomer 25 yd FG</b>	<b>9-62</b>	<b>1:11</b>
BSU	3rd	5:59	Boomer 40 yd FG	11-58	4:35
BSU	3rd	1:24	Brown 29 yd pass from Madsen (Boomer kick)	7-58	3:07
BSU	4th	10:47	Caples 34 yd pass from Madsen (Boomer kick)	8-69	4:07
BSU	4th	10:21	Phelps 33 yd interception return (Boomer kick)		
OSU	2nd	9:32	Wells Jr. 30 yd run (Ojeda kick)	2-67	0:44
OSU	2nd	4:10	Wells Jr. 3 yd pass from Murphy (Ojeda kick)	8-93	3:48
OSU	3rd	5:03	Hatcher Jr. 15 yd pass from Murphy (Ojeda kick)	7-75	3:38
OSU	4th	1:40	Safety (OSU fell on fumble in end zone)		
GSU	3rd	4:40	Brown 8 yd run (pass failed)	12-75	3:30
GSU	3rd	0:50	Hollier 15 yd pass from Brown (Hurst catch)	10-75	2:50
GSU	4th	6:25	Robinson 22 yd pass from Brown (pass failed)	8-75	3:35

NCAA Statistics

App State - 2025-26 Football Ranking Summary thru games 10/11/2025

Statistic	National Rank	Conference Rank	Value	National Leader	Value	Conference Leader	Value
3rd Down Conversion Pct (134 ranked)	107	10	0.353	Utah	0.600	Texas St.	0.512
3rd Down Conversion Pct Defense (134 ranked)	65	4	0.375	Texas A&M	0.208	James Madison	0.298
4th Down Conversion Pct (134 ranked)	61	4	0.583	Tennessee	1.000	Troy	0.733
4th Down Conversion Pct Defense (134 ranked)	31	4	0.429	Iowa	0.111	Old Dominion	0.182
Blocked Kicks (26 ranked)	13	2	2	Buffalo Wyoming	4 4	James Madison	3
Blocked Kicks Allowed (134 ranked)	1	1	0	77 teams tied	0	7 teams tied	0
Blocked Punts (16 ranked)				Buffalo	4	James Madison Old Dominion Southern Miss.	2 2 2
Blocked Punts Allowed (134 ranked)	1	1	0	106 teams tied	0	11 teams tied	0
Completion Percentage (134 ranked)	118	11	0.570	Ohio St.	0.779	Texas St.	0.693
Defensive TDs (26 ranked)				Louisiana Tech	5	Marshall Southern Miss. Troy	2 2 2
Fewest Penalties (134 ranked)	109	10	45	Iowa	13	Ga. Southern	33
Fewest Penalties Per Game (134 ranked)	111	10	7.50	Iowa	2.17	Ga. Southern	5.50
Fewest Penalty Yards (134 ranked)	115	12	416	Iowa	128	Louisiana	274
Fewest Penalty Yards Per Game (134 ranked)	117	12	69.33	Iowa	21.33	Louisiana	45.67
First Downs Defense (134 ranked)	80	7	122	Indiana	65	James Madison	73
First Downs Offense (134 ranked)	61	6	129	Indiana	163	Southern Miss.	140
Fumbles Lost (134 ranked)	105	11	5	8 teams tied	0	Louisiana	1
Fumbles Recovered (110 ranked)	75	7	2	Illinois	8	Old Dominion South Alabama	6 6
Kickoff Return Defense (134 ranked)	79	7	20.67	Florida St.	0.00	ULM	9.38
Kickoff Returns (134 ranked)	53	6	21.60	Virginia	42.80	Ga. Southern	24.27
Net Punting (134 ranked)	35	2	41.63	Troy	46.36	Troy	46.36
Passes Had Intercepted (133 ranked)	117	13	7	UConn Auburn Temple	0 0 0	Texas St. Marshall	1 1
Passes Intercepted (126 ranked)	23	3	7	Maryland	12	Southern Miss.	11
Passing Offense (134 ranked)	26	1	277.8	Baylor	348.7	App State	277.8
Passing Yards Allowed (134 ranked)	125	14	270.0	Nebraska	118.0	James Madison	155.0
Passing Yards per Completion (134 ranked)	38	3	12.73	Air Force	20.74	Old Dominion	15.03
Punt Return Defense (134 ranked)	15	2	1.75	BYU	-2.50	Texas St.	1.00
Punt Returns (134 ranked)	91	9	7.07	Iowa St.	30.50	South Alabama	18.00
Red Zone Defense (131 ranked)	9	1	0.700	Ohio St.	0.545	App State	0.700
Red Zone Offense (134 ranked)	61	4	0.875	6 teams tied	1.000	Ga. Southern Texas St.	0.900 0.900
Rushing Defense (134 ranked)	6	2	81.5	Texas Tech	67.0	James Madison	74.0
Rushing Offense (134 ranked)	87	10	142.5	Navy	305.0	Texas St.	250.2
Sacks Allowed (133 ranked)	105	11	2.50	Cincinnati	0.17	ULM	0.83
Scoring Defense (134 ranked)	73	3	25.3	Ohio St.	6.8	James Madison	13.7
Scoring Offense (134 ranked)	80	8	26.3	Tennessee	48.2	Texas St.	36.0
Tackles for Loss Allowed (134 ranked)	36	3	4.50	Ohio St.	2.33	Old Dominion	4.00
Team Passing Efficiency (134 ranked)	88	8	128.97	Air Force	191.20	Old Dominion	159.72
Team Passing Efficiency Defense (134 ranked)	65	6	128.68	Arizona	84.12	James Madison	109.63
Team Sacks (134 ranked)	34	5	2.50	Tennessee	4.33	Southern Miss.	3.33
Team Tackles for Loss (134 ranked)	8	1	7.8	Oklahoma	10.3	App State	7.8
Time of Possession (134 ranked)	76	8	29:35	Army West Point	36:17	James Madison	34:32
Total Defense (134 ranked)	60	3	351.5	Oklahoma	211.2	James Madison	229.0
Total Offense (134 ranked)	47	3	420.3	Texas Tech	558.2	Old Dominion	488.5

Statistic	National Rank	Conference Rank	Value	National Leader	Value	Conference Leader	Value
Turnover Margin (133 ranked)	99	8	-0.50	Maryland	1.67	Southern Miss.	1.33
Turnovers Gained (134 ranked)	40	4	9	South Fla.	16	Southern Miss.	13
Turnovers Lost (134 ranked)	121	12	12	Temple UConn	1 1	Texas St.	4
Winning Percentage (132 ranked)	38	2	0.667	11 teams tied	1.000	James Madison	0.833



Statistic	Player	National Rank	Conference Rank	Value	National Leader	Value	Conference Leader	Value
All Purpose (200 ranked)	Rashod Dubinion	17	2	122.00	Cam Cook, Jacksonville St.	162.00	Wayne Knight, James Madison	147.50
Blocked Kicks (1 ranked)					7 players tied	2		
Combined Kick Returns (200 ranked)	Khamani Alexander Jaden Barnes	54 194	7 22	183 55	Kaden Wetjen, Iowa	522	Jaylen Jenkins, Texas St.	365
Completion Percentage (119 ranked)					Julian Sayin, Ohio St.	0.784	Carlos Del Rio-Wilson, Marshall	0.764
Completions Per Game (100 ranked)					Caden Veltkamp, Fla. Atlantic	27.33	Jaylen Raynor, Arkansas St.	24.67
Field Goal Percentage (113 ranked)	Dominic De Freitas	82	5	0.727	11 players tied	1.000	Kian Afrookhteh, Coastal Carolina	1.000
Field Goals Per Game (139 ranked)	Dominic De Freitas	45	1	1.33	Kansei Matsuzawa, Hawaii	2.71	Dominic De Freitas, App State Lorcan Quinn, Marshall Tony Sterner, Louisiana	1.33 1.33 1.33
Forced Fumbles (59 ranked)	Kevin Abrams-Verwayne	13	1	0.33	Red Murdock, Buffalo	0.67	Kevin Abrams-Verwayne, App State JJ Hawkins, Southern Miss. Nickendre Stiger, Old Dominion	0.33 0.33 0.33
Fumbles Recovered (22 ranked)	Kyle Arnholt Ronnie Porter	22 22	4 4	1 1	Matt Kingsbury, Minnesota Bryun Parham, UConn	3 3	Chris Forbes, Old Dominion Zane Porter, Marshall Christopher Wallace, Jr., South Alabama	2 2 2
Interceptions Per Game (106 ranked)	DJ Burks Colton Phares Zyeir Gamble	32 32 106	3 3 13	0.33 0.33 0.20	Bishop Fitzgerald, Southern California Elijah Green, Tulsa	0.83 0.83	Boogie Trotter, Marshall	0.67
Kickoff Return TDs (2 ranked)					Da'Realyst Clark, Kent St.	2	Curtis Harris-Lopez, James Madison Chauncy Cobb, Arkansas St. Dalen Cobb, Ga. Southern	1 1 1
Kickoff Returns (45 ranked)	Khamani Alexander	30	4	20.3	Cameron Pettaway, Bowling Green	35.1	Dalen Cobb, Ga. Southern	29.9
Passes Defended (15 ranked)	Ethan Johnson	6	1	1.33	Lemondre Joe, Colorado St. Hezekiah Masses, California	1.83 1.83	Ethan Johnson, App State Josh Moten, Southern Miss.	1.33 1.33
Passing Efficiency (119 ranked)					Carlos Del Rio-Wilson, Marshall	198.0	Carlos Del Rio-Wilson, Marshall	198.0
Passing TDs (112 ranked)	AJ Swann J.J. Kohl	95 103	12 13	6 5	Sawyer Robertson, Baylor	19	Braylon Braxton, Southern Miss. Colton Joseph, Old Dominion	13 13
Passing Yards (130 ranked)	AJ Swann	101	8	943	Sawyer Robertson, Baylor	2,058	Colton Joseph, Old Dominion	1,481
Passing Yards Per Game (130 ranked)					Sawyer Robertson, Baylor	343.0	Colton Joseph, Old Dominion	246.8
Passing Yards per Completion (119 ranked)					Tommy Castellanos, Florida St.	15.87	Colton Joseph, Old Dominion	15.43
Points Responsible For (187 ranked)	Dominic De Freitas	187	16	42	Sawyer Robertson, Baylor	122	Colton Joseph, Old Dominion	114
Points Responsible For Per Game (199 ranked)	Dominic De Freitas	199	18	7.0	Sawyer Robertson, Baylor	20.3	Colton Joseph, Old Dominion	19.0
Punt Return TDs (3 ranked)					Vicari Swain, South Carolina	3	Zach Ruffin, Southern Miss.	1
Punt Returns (58 ranked)	Jaden Barnes	53	6	4.2	Kaden Wetjen, Iowa	26.0	Demarcus Lacey, Marshall	15.1
Punting (74 ranked)	Ian Ratliff	48	5	42.8	Cole Maynard, Western Ky.	50.2	Evan Crenshaw, Troy	48.9
Receiving TDs (154 ranked)	Jaden Barnes Dalton Stroman Davion Dozier	32 69 154	5 8 14	4 3 2	Danny Scudero, San Jose St.	8	Camden Brown, Ga. Southern	6
Receiving Yards (200 ranked)	Dalton Stroman Jaden Barnes Izayah Cummings	83 99 165	9 11 16	369 355 296	Danny Scudero, San Jose St.	845	Camden Brown, Ga. Southern	550
Receiving Yards Per Game (200 ranked)	Dalton Stroman Jaden Barnes Izayah Cummings	87 102 164	10 12 16	61.5 59.2 49.3	Danny Scudero, San Jose St.	140.8	Camden Brown, Ga. Southern	91.7
Receptions Per Game (196 ranked)	Jaden Barnes Izayah Cummings Dalton Stroman	79 79 168	8 8 16	4.50 4.50 3.50	Easton Messer, Fla. Atlantic	8.67	Beau Sparks, Texas St.	6.33
Rush Yards Per Carry (153 ranked)	Rashod Dubinion	44	6	5.61	Jai'Den Thomas, UNLV	8.01	Colton Joseph, Old Dominion	7.55
Rushing TDs (127 ranked)	Rashod Dubinion Jaquari Lewis	127 127	12 12	3 3	Jonah Coleman, Washington	11	Lincoln Pare, Texas St.	8
Rushing Yards (200 ranked)	Rashod Dubinion	6	1	667	Cam Cook, Jacksonville St.	832	Rashod Dubinion, App State	667
Rushing Yards Per Game (200 ranked)	Rashod Dubinion	5	1	111.2	Cam Cook, Jacksonville St.	138.7	Rashod Dubinion, App State	111.2
Sacks (128 ranked)	Thomas Davis Kevin Abrams-Verwayne Aiden Benton Caleb Sandstrom	76 128 128 128	3 14 14 14	0.50 0.42 0.42 0.42	David Bailey, Texas Tech	1.42	Dylan Howell, ULM J'Mond Tapp, Southern Miss.	0.67 0.67
Scoring (197 ranked)	Dominic De Freitas	92	6	7.0	Jonah Coleman, Washington	12.0	Lorcan Quinn, Marshall	8.3
Solo Tackles (15 ranked)					Quinton Urwiler, NIU Daniel Wingate, Maryland	6.00 6.00	Brendan Harrington, Ga. Southern	5.00
Tackles For Loss (25 ranked)					Dylan Labarbera, Nevada	2.33	MJ Stroud, Ga. Southern	1.25
Total Interceptions (20 ranked)	DJ Burks Colton Phares	20 20	2 2	2 2	Bishop Fitzgerald, Southern California Elijah Green, Tulsa	5 5	Boogie Trotter, Marshall	4

Statistic	Player	National Rank	Conference Rank	Value	National Leader	Value	Conference Leader	Value
Total Offense (200 ranked)	Rashod Dubinion	126	12	111.2	Taylen Green, Arkansas	359.7	Colton Joseph, Old Dominion	327.3
Total Points Scored (134 ranked)	Dominic De Freitas	88	5	42	Kansei Matsuzawa, Hawaii	76	Lorcan Quinn, Marshall	50
Total Tackles (473 ranked)	Colton Phares Zyeir Gamble	171 418	19 47	6.3 4.8	Owen Long, Colorado St.	14.2	Chris Jones, Southern Miss.	10.7
Total Touchdowns (133 ranked)	Jaden Barnes	133	12	4	Jonah Coleman, Washington	12	Lincoln Pare, Texas St.	8
Yards per Pass Attempt (119 ranked)					Jayden Maiava, Southern California	10.83	Colton Joseph, Old Dominion	9.74
Yards per Reception (200 ranked)	Dalton Stroman Jaden Barnes	43 193	4 17	17.57 13.15	Kam Perry, Miami (OH)	29.71	Tre Brown, Old Dominion	20.72

GAME 1						FINAL
APP STATE	0	17	10	7	—	34
Charlotte	3	0	0	8	—	11
Aug. 29 - Bank of America Stadium - Charlotte, N.C. - 35,718						



GAME NOTES
App State won its season opener for the sixth time in the last seven years to move to 53-39-3 all-time in season openers.
The Mountaineers improved to 2-0 at Bank of America Stadium (both in Duke's Mayo Classic games) and improved to 4-0 all-time against the Charlotte 49ers.
First-time starters for the Mountaineers included QB AJ Swann, RB Rashod Dubinion, WR Jaden Barnes, WR William Fowles, TE Izayah Cummings, LG Shamarr Jackson, C Will Flowers, RG Trent Ramsey, RT Tyriq Poindexter, DT Rondo Porter, DT Dylan Manuel, LB Jaelin Willis, LB Colton Phares, DB Ja'Den McBurrows and DB Emory Floyd.
With Dowell Loggains directing the offense, App State racked up 586 total yards (404 passing, 182 rushing) for its highest yardage output since racking up 629 against Georgia Southern in 2022.
Swann's 368 passing yards rank as the seventh-highest total for a game in App State's FBS history, and his 31 completions are tied for eighth place in App State's single-game records.
Swann and JJ Kohl spread the ball to 10 different receivers on the night.
App State scored on all five of its red-zone chances, went 7-for-15 on third downs and 2-for-2 on fourth downs.
Kevin Abrams-Verwayne was constantly creating havoc in the backfield and was credited with four tackles, half a TFL, two pass breakups and a hurry.
App State's six TFLs came from Zyeir Gamble, McBurrows, Hasz, Brayshaw Littlejohn, Bucci Farmer (half) and Abrams-Verwayne (half).
In his first game, true freshman kicker Dominic De Freitas cashed in both of his field-goal attempts.

TEAM TOTALS	APP	CLT
<b>First Downs</b>		
Total	32	15
Rushing	10	4
Passing	21	7
Penalty	1	4
<b>Rushing</b>		
Total (Net)	182	76
Attempts	38	29
Avg. Per Rush	4.8	2.6
Rushing TDs	1	0
Yds. Gained	187	94
Yds. Lost	5	18
<b>Passing</b>		
Total (Net)	404	142
Comp.-Att.-Int.	33-50-0	13-25-1
Avg. / Att.	8.1	5.7
Avg. / Comp.	12.2	10.9
TDs	3	1
<b>Total Offense</b>		
Yards	586	218
Plays	88	54
Avg. / Play	6.7	4
Fumbles - Lost	1-1	1-1
Penalties - Yds.	9-98	7-54
<b>Punting</b>		
Punts - Yds.	3-110	6-290
Avg. / Punt	36.7	48.3
Inside 20	2	1
50+ Yds.	0	5
Touchbacks	0	1
Fair Catch	3	0
<b>Kickoffs</b>		
Total - Yds.	6-390	3-195
Avg. Yds. / Kickoff	65.0	65.0
Touchbacks	6	2
<b>Returns</b>		
Punt: Total - Yds. - TDs	5-6-0	0-0-0
Punt: Avg. / Return	1.2	0
Kickoff: Total - Yds. - TDs	1-10-0	0-0-0
Kickoff: Avg. / Return	10.0	0
INT: Total - Yds. - TDs	1-0-0	0-0-0
Fumble: Total - Yds. - TDs	1-8-0	0-0-0
<b>Miscellaneous</b>		
Misc. Yards	0	0
Poss. Time	33:58	26:02
3rd. Down Conv.	7 of 15	4 of 14
4th. Down Conversions	2 of 2	2 of 2
Red-Zone: Scores - Chances	5-5	1-2
Sacks: Total - Yds.	0-0	1-5
PAT: Total - Made	4-4	0-0
2PT Conversion: Total - Made	0-0	1-1
Field Goals: Total - Made	2-2	1-1

Mountaineers Dominate 49ers in Loggains' Debut

CHARLOTTE, N.C. — New starting quarterback AJ Swann completed 31 of 46 passes for 368 yards with three TDs and no interceptions to lead a balanced effort in head coach Dowell Loggains' debut, as App State posted a 34-11 victory on a Friday night in front of 35,718 fans in the Duke's Mayo Classic at Bank of America Stadium.

Jaden Barnes (134 yards on six catches), Kanen Hamlett and true freshman Alex Sanchez caught TD throws from Swann, who set a record for the most passing yards by a quarterback in his App State debut. Dalton Stroman added a career-high eight catches for an offense that totaled 586 yards, including 111 yards and a Wildcat-style touchdown on 22 carries from Rashod Dubinion (142 total yards thanks to five catches).

Defensive coordinator DJ Smith's group limited the 49ers to three points through three quarters and forced two big turnovers, starting with Ja'Den McBurrows' diving interception that followed Barnes' 10-yard touchdown reception and contributed to a 10-point outburst in the final 36 seconds of the first half.

True freshman Dominic De Freitas' 47-yard field goal on his first career attempt extended what was a 7-3 lead late in the half to a 17-3 margin at the break, and he added another field goal before Swann's touchdown pass to Hamlett pushed the advantage to 27-3 in the third quarter.

That score remained the same into the fourth quarter thanks to App State safety Dylan Hasz's forced fumble on a first-and-goal carry from the App State 3, with linebacker Kyle Arnholt scooping up the loose ball.

The Mountaineers held Charlotte to 218 offensive yards, including just 76 rushing yards on 29 attempts. McBurrows and Zyeir Gamble led the defense with six tackles apiece, and Colton Phares contributed five.

Charlotte took its only lead at 3-0 on a 42-yard field goal to close a drive that began at the 49ers' 20 following a touchback on a fumble recovery that occurred when Barnes fumbled right before crossing the end zone for what would have been a 59-yard touchdown. The Mountaineers went ahead for good on Dubinion's 2-yard keeper.

SCORING SUMMARY									
Team	Qtr	Time	Scoring Play	Plays	Time	Score			
CLT	1st	1:21	Boyd 42 yd FG	13-55	6:28	0-3			
APP	2nd	8:38	Dubinion 2 yd run (De Freitas kick)	9-81	3:18	7-3			
APP	2nd	0:36	Barnes 10 yd pass from Swann (De Freitas kick)	14-80	4:36	14-3			
APP	2nd	0:00	De Freitas 47 yd FG	5-22	0:23	17-3			
APP	3rd	10:22	De Freitas 35 yd FG	10-58	4:38	20-3			
APP	3rd	4:27	Hamlett 19 yd pass from Swann (De Freitas kick)	11-73	4:16	27-3			
CLT	4th	10:25	Mason 16 yd pass from Harrell (two-point pass)	11-57	5:55	27-11			
APP	4th	4:00	Sanchez 1 yd pass from Swann (De Freitas kick)	12-75	6:25	34-11			

STAT LEADERS									
APP STATE					CHARLOTTE				
Rushing	Att.	Yds	TD		Rushing	Att.	Yds	TD	
Dubinion	22	111	1		Stokes	15	49	0	
Lewis	8	32	0		Harrell	6	22	0	
Swann	4	30	0		Gainey Jr.	2	5	0	
Alexander	4	14	0		Smith	5	2	0	
<b>Totals</b>	<b>38</b>	<b>187</b>	<b>1</b>		Nicholas	1	-2	0	
					<b>Totals</b>	<b>29</b>	<b>76</b>	<b>0</b>	
Passing	Cmp-Att-Int	Yds	TD		Passing	Cmp-Att-Int	Yds	TD	
Swann	31-46-1	368	3		Harrell	13-24-1	142	1	
Kohl	2-4-0	36	0		Loftis	0-1-0	0	0	
<b>Totals</b>	<b>33-50</b>	<b>404</b>	<b>3</b>		<b>Totals</b>	<b>13-25-1</b>	<b>142</b>	<b>1</b>	
Receiving	No.	Yds	TD		Receiving	No.	Yds	TD	
Barnes	6	134	1		Olson	2	56	0	
Stroman	8	88	0		Mason	2	29	1	
Cummings	5	57	0		Burris	2	22	0	
Dubinion	5	31	0		Stokes	2	6	0	
Larkins	3	27	0		Brown	1	12	0	
Fowles	2	30	0		Nicholas	1	9	0	
Grier	1	19	0		McGowan	1	7	0	
Hamlett	1	19	1		Smith	1	5	0	
Sanchez	1	1	1		Gainey Jr.	1	-4	0	
Coleman	1	-2	0		<b>Totals</b>	<b>13</b>	<b>142</b>	<b>1</b>	
<b>Totals</b>	<b>33</b>	<b>404</b>	<b>3</b>						

GAME 2						FINAL
Lindenwood	0	6	0	7	—	13
APP STATE	14	0	3	3	—	20

Sept. 6 - Kidd Brewer Stadium - Boone, N.C. - 34,921



### GAME NOTES

App State won its home opener for the third straight year and improved to 71-21-2 all-time in home openers. The only such loss since 2014 was the 63-61 shootout against North Carolina in 2022.

The Mountaineers won for the fourth time at the FBS level when committing four turnovers, a feat last accomplished at ULM in 2023 (41-40 victory). The other games were in 2021 (31-7 vs. South Alabama) and 2015 (34-27 at South Alabama).

App State held a 20-6 lead when it committed its fourth turnover with less than 10 minutes left, and an improbable TD resulted from a hail-mary-style heave on a fourth-and-14 play. The Lions recovered the onside kick with 3:28 left, but Elijah Mc-Cantos picked off another desperate heave on a fourth-and-7 play from the App State 43.

Rashod Dubinion's 25 carries for 194 yards gave him the 10th-best single-game yardage total in App State's FBS era.

Dalton Stroman improved his career total to 11 receptions of at least 40 yards thanks to gains of 72 and 47 yards.

App State's defense was dominant against Lindenwood, holding the Lions to 216 total yards, -1 rushing yards and 3-of-17 on third downs.

The Mountaineers had most recently held an opponent to negative rushing yards in 2001 (-14 vs. West Virginia Tech).

The Mountaineers' eight sacks marked the highest total in the program's FBS era. The last time an App State team racked up eight sacks was in 1997 against Western Carolina.

Colton Phares led all Mountaineer tacklers with a career-high eight.

Dominic De Freitas went 2-for-2 on field goals for the second straight game.

### TEAM TOTALS

	LU	APP
<b>First Downs</b>		
Total	13	20
Rushing	4	8
Passing	8	12
Penalty	1	0
<b>Rushing</b>		
Total (Net)	-1	209
Attempts	33	33
Avg. Per Rush	0.0	6.3
Rushing TDs	1	0
Yds. Gained	64	224
Yds. Lost	65	15
<b>Passing</b>		
Total (Net)	217	294
Comp.-Att.-Int.	20-36-2	19-34-1
Avg. / Att.	6.0	8.6
Avg. / Comp.	10.9	15.5
TDs	1	2
<b>Total Offense</b>		
Yards	216	503
Plays	69	67
Avg. / Play	3.1	7.5
Fumbles - Lost	1-0	3-3
Penalties - Yds.	3-30	9-80
<b>Punting</b>		
Punts - Yds.	8-350	2-88
Avg. / Punt	43.8	44
Inside 20	2	0
50+ Yds.	1	0
Touchbacks	0	0
Fair Catch	1	1
<b>Kickoffs</b>		
Total - Yds.	2-130	5-323
Avg. Yds. / Kickoff	65.0	64.6
Touchbacks	1	3
<b>Returns</b>		
Punt: Total - Yds. - TDs	0-0-0	5-18-0
Punt: Avg. / Return	0	3.6
Kickoff: Total - Yds. - TDs	1-39-0	1-28-0
Kickoff: Avg. / Return	39.0	28.0
INT: Total - Yds. - TDs	1--3-0	2-27-0
Fumble: Total - Yds. - TDs	0-0-0	0-0-0
<b>Miscellaneous</b>		
Misc. Yards	0	0
Poss. Time	35:08	24:52
3rd. Down Conv.	3 of 17	6 of 13
4th. Down Conversions	2 of 4	0 of 2
Red-Zone: Scores - Chances	2-2	3-3
Sacks: Total - Yds.	1-8	8-54
PAT: Total - Made	1-2	2-2
2PT Conversion: Total - Made	0-0	0-0
Field Goals: Total - Made	0-0	2-2

## App State Starts Fast, Hangs On In Home Opener

BOONE, N.C. — An exhilarating start and a high-anxiety finish bookended App State's home opener in a sold-out Kidd Brewer Stadium. In head coach Dowell Loggains' first game at The Rock, before a crowd of 34,921, the Mountaineers used a 20-13 win against FCS program Lindenwood to improve to 2-0 for the first time since 2019.

App State scored a long touchdown on the first play from scrimmage and held a 14-0 lead after one quarter, but four turnovers kept the Lions within striking distance, and a series of wild plays over the last four minutes enabled Lindenwood to have possession in App State territory with a chance to tie the game or even take the lead.

Elijah Mc-Cantos intercepted a fourth-down heave at the App State 16 with less than two minutes left, and one offensive first down sealed a win in which the Mountaineers finished with a 503-216 advantage in total yards, including minus-1 rushing yards from the Lions (0-2).

App State's defense recorded eight sacks — the highest total in the program's FBS era — and 16 TFLs, with Mc-Cantos and DJ Burks (first-quarter INT, plus a forced fumble that Lindenwood recovered) accounting for takeaways. Kevin Abrams-Verwayne, Aiden Benton and Caleb Sandstrom had 1.5 sacks apiece, while Thomas Davis (3.0 TFLs), Dylan Manuel (2.0 TFLs) and Brayshawn Littlejohn had one sack apiece.

Offensively, Dalton Stroman's 72-yard touchdown on the opening play of the game and a 47-yard gain on a near-touchdown a few minutes later were part of a career-high 142 yards on three connections with AJ Swann. Rashod Dubinion's 25 carries for 194 yards gave App State its best individual rushing total in a game since Camerun Peoples set a school record with 317 yards in the 2020 Myrtle Beach Bowl.

App State didn't score a TD over the final 48 minutes, settling for short, second-half field goals of 29 and 24 yards from Dominic De Freitas.

The Mountaineers won for the fourth time at the FBS level when committing four turnovers, a feat last accomplished at ULM in 2023. Those turnovers came in the form of two fumbles in the running game, one interception and, similar to a play early in the Charlotte opener, a fumble moments before the receiver crossed the goal line on a potential touchdown.

### SCORING SUMMARY

Team	Qtr	Time	Scoring Play	Plays	Time	Score
APP	1st	14:42	Stroman 72 yd pass from Swann (De Freitas kick)	1-72	0:11	7-0
APP	1st	3:32	Barnes 13 yd pass from Swann (De Freitas kick)	6-75	2:27	14-0
LU	2nd	7:15	Glantz 1 yd run (kick blocked)	8-54	4:31	14-6
APP	3rd	5:36	De Freitas 29 yd FG	12-67	4:31	17-6
APP	4th	14:12	De Freitas 24 yd FG	11-61	4:06	20-6
LU	4th	3:34	Bond 24 yd pass from Glantz (Graham kick)	9-46	5:41	20-13

### STAT LEADERS

LINDENWOOD					APP STATE				
Rushing	Att.	Yds	TD		Rushing	Att.	Yds	TD	
Rhodes	11	20	0		Dubinion	25	194	0	
Woods	3	3	0		Swann	4	15	0	
Hall	1	-3	0		Lewis	1	4	0	
Glantz	18	-21	1		Keith	1	3	0	
<b>Totals</b>	<b>33</b>	<b>-1</b>	<b>1</b>		<b>Team</b>	<b>2</b>	<b>-7</b>	<b>0</b>	
<b>Totals</b>	<b>33</b>	<b>209</b>	<b>0</b>		<b>Totals</b>	<b>33</b>	<b>209</b>	<b>0</b>	
Passing	Cmp-Att-Int	Yds	TD		Passing	Cmp-Att-Int	Yds	TD	
Glantz	20-36-2	217	1		Swann	19-34-1	294	2	
<b>Totals</b>	<b>20-36-2</b>	<b>217</b>	<b>1</b>		<b>Totals</b>	<b>19-34-1</b>	<b>294</b>	<b>2</b>	
Receiving	No.	Yds	TD		Receiving	No.	Yds	TD	
Bond	7	102	1		Stroman	3	142	1	
Rhodes	6	37	0		Barnes	8	71	1	
Fugitt	3	37	0		Cummings	4	33	0	
Krobath	3	35	0		Fowles	1	17	0	
Smith	1	6	0		Hamlett	1	16	0	
<b>Totals</b>	<b>20</b>	<b>217</b>	<b>1</b>		Lawson Jr.	1	12	0	
					Dubinion	1	3	0	
					<b>Totals</b>	<b>19</b>	<b>294</b>	<b>2</b>	



GAME 3					FINAL
APP STATE	7	0	7	8	— 22
Southern Miss	7	10	7	14	— 38

Sept. 13 - M.M. Roberts Stadium - Hattiesburg, Miss. - 24,534



GAME NOTES	
The Mountaineers outgained their opponent in total yards (470-389) for the third time in as many games.	
App State lost the turnover battle (3-1) for the second straight game.	
Since joining the Sun Belt Conference, App State is now 9-3 in league openers and lost its second straight.	
True freshman quarterback Noah Gillon made his college debut in relief of injured starter AJ Swann. True freshman offensive lineman Denell Nix Jr. also made his debut after senior OT Jayden Ramsey was injured on the same play.	
Running back Rashod Dubinion rushed for 95 yards on 24 carries with his second touchdown of the season. He has amassed 400 rushing yards through three games for a 133.3-yard average.	
True freshman running back Jaquari Lewis scored a third-quarter touchdown on a 10-yard sprint up the middle to cut the Golden Eagles' lead to 10. He rushed twice for 12 yards, caught four passes for 28 yards and scored a two-point conversion.	
Jaden Barnes went over 100 receiving yards for the second time in three games as a Mountaineer, catching 10 passes for 132 yards and a touchdown. He's the first Mountaineer to amass double-digit catches in a game since Kaedin Robinson had 10 against ULM in 2023.	
Playing against his former team, QB Billy Wiles led a scoring drive to close the game, going 5-for-5 passing and tossing a 3-yard touchdown.	
This was defensive back DJ Burks' second straight game with an interception. He made a one-handed catch off an Emory Floyd deflection in the third quarter.	
Linebacker Colton Phares led the team with eight tackles, including three TFLs.	

TEAM TOTALS	APP	USM
<b>First Downs</b>		
Total	27	18
Rushing	10	4
Passing	13	12
Penalty	4	2
<b>Rushing</b>		
Total (Net)	95	110
Attempts	38	25
Avg. Per Rush	2.5	4.4
Rushing TDs	2	2
Yds. Gained	143	125
Yds. Lost	48	15
<b>Passing</b>		
Total (Net)	375	279
Comp.-Att.-Int.	31-52-3	22-31-1
Avg. / Att.	7.2	9.0
Avg. / Comp.	12.1	12.7
TDs	1	2
<b>Total Offense</b>		
Yards	470	389
Plays	90	56
Avg. / Play	5.2	6.9
Fumbles - Lost	0-0	1-0
Penalties - Yds.	7-65	9-74
<b>Punting</b>		
Punts - Yds.	4-177	4-124
Avg. / Punt	44.2	31
Inside 20	0	1
50+ Yds.	0	0
Touchbacks	0	0
Fair Catch	1	1
<b>Kickoffs</b>		
Total - Yds.	2-130	7-455
Avg. Yds. / Kickoff	65.0	65.0
Touchbacks	2	6
<b>Returns</b>		
Punt: Total - Yds. - TDs	0-0-0	2-1-0
Punt: Avg. / Return	0	0.5
Kickoff: Total - Yds. - TDs	1-25-0	0-0-0
Kickoff: Avg. / Return	25.0	0
INT: Total - Yds. - TDs	1-0-0	3-117-1
Fumble: Total - Yds. - TDs	0-0-0	0-0-0
<b>Miscellaneous</b>		
Misc. Yards	0	0
Poss. Time	36:36	23:24
3rd. Down Conv.	6 of 18	4 of 9
4th. Down Conversions	2 of 4	0 of 0
Red-Zone: Scores - Chances	3-6	4-4
Sacks: Total - Yds.	1-9	5-42
PAT: Total - Made	2-2	5-5
2PT Conversion: Total - Made	1-1	0-0
Field Goals: Total - Made	0-1	1-1

App State Drops Sun Belt Opener At Southern Miss

HATTIESBURG, Miss. — App State hit the road for its Sun Belt Conference opener and suffered a 38-22 loss at Southern Miss.

Despite falling behind 24-7, with three first-half interceptions on plays inside the Southern Miss 10, including a 99-yard return for a touchdown, the Mountaineers (2-1, 0-1) pulled within 24-14 when true freshman running back Jaquari Lewis took a handoff from true freshman quarterback Noah Gillon and scored his first touchdown.

Elijah Mc-Cantos recovered an onside kick, but a 49-yard field goal aimed at making it a one-score game sailed wide. Southern Miss then broke the game open by scoring TDs on each of its next two possessions.

AJ Swann completed 15 of 23 passes for 217 yards but was helped off the field after his third INT and didn't return. Gillon, a Mississippi native, completed 11 of 24 passes for 109 yards in his first career game appearance before giving way to former USM QB Billy Wiles.

App State's first-half INTs were on snaps from the USM 4, 4 and 7.

The first miscue — stopping a productive opening drive — was an end-zone pick that followed a low snap from the 4 and a rushed throw. The Mountaineers did take the lead on Dubinion's 2-yard TD run on the next series, but Southern Miss scored the next 24 points.

The Golden Eagles answered App State's score with a TD drive and took the lead on a field goal early in the second quarter. App State quickly marched back down the field, and Swann's third-and-goal pass from the 4 sailed toward an open Dubinion. A lunging Dubinion tried to corral the pass, but as his momentum carried him down to the ground, the ball popped up into the air and into the hands of safety Ian Foster, who had no one near him as he started his 99-yard return.

App State again moved inside the 10 on the next drive. On a third-and-goal pass from a 7, USM picked off a forced pass into the end zone. Swann and OT Jayden Ramsey had to be helped off the field in the aftermath.

SCORING SUMMARY						
Team	Qtr	Time	Scoring Play	Plays	Time	Score
APP	1st	7:02	Dubinion 2 yd run (De Freitas kick)	7- 62	2:50	7-0
USM	1st	4:05	Pittman 5 yd run (Harradine kick)	10- 75	2:57	7-7
USM	2nd	14:09	Harradine 39 yd FG	9- 52	3:42	7-10
USM	2nd	10:40	Foster 99 yd interception (Harradine kick)			7-17
USM	3rd	11:20	Briggs Jr. 8 yd pass from Braxton (Harradine kick)	9- 75	3:40	7-24
APP	3rd	1:06	Lewis 10 yd run (De Freitas kick)	12- 70	4:45	14-24
USM	4th	11:23	Pittman 9 yd run (Harradine kick)	5- 69	2:07	14-31
USM	4th	9:29	Davis 21 yd pass from Braxton (Harradine kick)	3- 61	0:54	14-38
APP	4th	0:51	Barnes 3 yd pass from Wiles (Lewis catch)	9- 70	3:19	22-38

STAT LEADERS				
APP STATE				
Rushing	Att.	Yds	TD	
Dubinion	24	95	1	
Lewis	2	12	1	
Swann	1	6	0	
Wiles	3	3	0	
Gillon	8	-21	0	
Totals	38	95	2	
Passing	Cmp-Att-Int	Yds	TD	
Swann	15-23-3	217	0	
Gillon	11-24-0	109	0	
Wiles	5-5-0	49	1	
Totals	31-52-3	375	1	
Receiving	No.	Yds	TD	
Barnes	10	132	1	
Cummings	7	82	0	
Stroman	4	65	0	
Lewis	4	28	0	
Lawson Jr.	2	30	0	
Fowles	2	27	0	
Larkins	1	6	0	
Coleman	1	5	0	
Totals	31	375	1	
SOUTHERN MISS				
Rushing	Att.	Yds	TD	
Plttman	6	39	2	
Braxton	7	27	0	
Briggs Jr.	3	21	0	
Jones	3	13	0	
Metcalf	2	8	0	
Carter	1	7	0	
Lyddy	1	-1	0	
Team	2	-4	0	
Totals	25	110	2	
Passing	Cmp-Att-Int	Yds	TD	
Braxton	22-30-1	279	2	
Lyddy	0-1-0	0	0	
Totals	22-31-1	279	2	
Receiving	No.	Yds	TD	
Chapman	4	112	0	
Pittman	4	19	0	
Metcalf	3	66	0	
Davis	3	30	1	
Brown	3	22	0	
Briggs Jr.	2	22	1	
Heath	2	20	0	
Morris	1	-2	0	
Totals	22	279	2	



GAME 4					FINAL
APP STATE	0	7	7	0	— 14
Boise State	14	10	9	14	— 47

Sept. 27 - Albertsons Stadium - Boise, Idaho - 32,904



GAME NOTES	
App State fell to 0-2 all-time against Boise State, with both games occurring in Boise.	
App State lost the turnover battle (4-0) for the third straight game.	
The Mountaineers committed three turnovers in the fourth quarter, when AJ Swann, Noah Gillon and Billy Wiles all took snaps at quarterback.	
Wide receivers Jaden Barnes and Dalton Stroman entered the game averaging a combined 13 catches for 210.7 yards per contest, but the only successful connection was Stroman's TD catch in the second-quarter. Izayah Cummings led App State with 20 receiving yards.	
Defensive linemen DeNigel Cooper and Caleb Sandstrom made their first starts as Mountaineers.	
Among AJ Swann's 11 completions was a 2-yard pass to himself after a Boise State defensive lineman batted the ball in the air.	
Jose Leon snagged his first three career catches in his collegiate debut.	
The Mountaineer defense made nine tackles for loss, including 2.5 by Joseph Bakhole and one each by Emory Floyd, Brayshaw Littlejohn, Jordan Favors and Kevin Abrams-Verwayne. Bakhole and Abrams-Verwayne produced the team's two sacks in the game.	
Jaelin Willis led the team with 10 tackles, his most as a Mountaineer.	
Ian Ratliff punted seven times for a 47.4-yard average, including two punts of 50+ yards. Boise State returned only one of them for no gain.	
In a game that featured two of the country's best teams over the last decade, Boise State earned its 97th win during that span, while App State remained at 95 wins.	

TEAM TOTALS	APP	BSU
<b>First Downs</b>		
Total	9	25
Rushing	4	7
Passing	3	15
Penalty	2	3
<b>Rushing</b>		
Total (Net)	119	152
Attempts	29	44
Avg. Per Rush	4.1	3.5
Rushing TDs	1	0
Yds. Gained	141	187
Yds. Lost	22	35
<b>Passing</b>		
Total (Net)	65	321
Comp.-Att.-Int.	12-28-3	25-38-0
Avg. / Att.	2.3	8.4
Avg. / Comp.	5.4	12.8
TDs	1	4
<b>Total Offense</b>		
Yards	184	473
Plays	57	82
Avg. / Play	3.2	5.8
Fumbles - Lost	1-1	2-0
Penalties - Yds.	11-94	5-55
<b>Punting</b>		
Punts - Yds.	7-332	4-164
Avg. / Punt	47.4	41
Inside 20	0	2
50+ Yds.	3	0
Touchbacks	1	0
Fair Catch	5	3
<b>Kickoffs</b>		
Total - Yds.	3-203	9-578
Avg. Yds. / Kickoff	67.7	64.2
Touchbacks	1	7
Returns		
Punt: Total - Yds. - TDs	1-45-0	1-0-0
Punt: Avg. / Return	45.0	0.0
Kickoff: Total - Yds. - TDs	2-32-0	1-13-0
Kickoff: Avg. / Return	16.0	13.0
INT: Total - Yds. - TDs	0-0-0	3-57-2
Fumble: Total - Yds. - TDs	0-0-0	0-0-0
<b>Miscellaneous</b>		
Misc. Yards	0	0
Poss. Time	21:50	38:10
3rd. Down Conv.	2 of 13	9 of 18
4th. Down Conversions	1 of 1	2 of 3
Red-Zone: Scores - Chances	2-2	3-4
Sacks: Total - Yds.	2-24	5-27
PAT: Total - Made	2-2	5-5
2PT Conversion: Total - Made	0-0	0-1
Field Goals: Total - Made	0-0	2-2

Boise State Pulls Away From App State On Blue Turf

BOISE, Idaho — A second-half touchdown drew App State within striking range, but Boise State responded with a dominant stretch of play to pull away in a 47-14 victory at sold-out Albertsons Stadium.

Trailing by 17 early in the third quarter, App State (2-2) forced a Boise State punt and delivered two big plays to pull within 24-14, but the Broncos (3-1) put up 23 more points over the next 15-plus minutes, capping the run with their second pick-six interception return.

Rashod Dubinion totaled 113 yards on 17 carries to lead the App State offense, which committed four turnovers, gave up five sacks and was held to 65 yards passing after averaging 357.7 through the first three games.

Trailing 21-0, with a 26-yard INT return included in that, App State responded with a 14-play, 75-yard touchdown drive that ended with a Dalton Stroman score in the final 80 seconds of the half. Boise State did respond with a quick march into scoring range to kick a field goal.

A big special teams play early in the third quarter produced some short-lived momentum for the Mountaineers.

The Broncos punted toward the front-right pylon, but returner Jaden Barnes drew several defenders his way by acting like he was going to catch the ball on the other half of the field. Juan Berchal, who had run down the field toward the pylon as the play was unfolding, caught the punt and sprinted 45 yards down the sideline.

Dubinion gained a season-long 39 yards on a second-down rush to the Broncos' 3, and Jaquari Lewis scored on the next play.

Boise State answered with a drive that produced a 40-yard field goal for a 27-14 lead and scored three more touchdowns, capped by linebacker Boen Phelps' 33-yard interception return.

SCORING SUMMARY

Team	Qtr	Time	Scoring Play	Plays	Time	Score
BSU	1st	9:49	Caples 10 yd pass from Madsen (Boomer kick)	10-75	5:11	0-7
BSU	1st	1:49	McCoy 26 yd interception return (Boomer kick)			0-14
BSU	2nd	7:07	Ford 14 yd pass from Madsen (Boomer kick)	10-80	5:53	0-21
APP	2nd	1:16	Stroman 7 yd pass from Swann (De Freitas kick)	14-75	5:51	7-21
BSU	2nd	0:05	Boomer 25 yd FG	9-62	1:11	7-24
APP	3rd	10:40	Lewis 3 yd run (De Freitas kick)	3-42	0:46	14-24
BSU	3rd	5:59	Boomer 40 yd FG	11-58	4:35	14-27
BSU	3rd	1:24	Brown 29 yd pass from Madsen (Boomer kick)	7-58	3:07	14-33
BSU	4th	10:47	Caples 34 yd pass from Madsen (Boomer kick)	8-69	4:07	14-40
BSU	4th	10:21	Phelps 33 yd interception return (Boomer kick)			14-47

STAT LEADERS

APP STATE					BOISE STATE				
<b>Rushing</b>	<b>Att.</b>	<b>Yds</b>	<b>TD</b>		<b>Rushing</b>	<b>Att.</b>	<b>Yds</b>	<b>TD</b>	
Dubinion	17	113	0		Gaines	12	69	0	
Lewis	7	23	1		Sherrod	9	49	0	
Wiles	2	4	0		Riley	16	46	0	
Swann	3	-21	0		Knothe	3	12	0	
<b>Totals</b>	<b>29</b>	<b>119</b>	<b>1</b>		Team	1	-1	0	
<b>Passing</b>	<b>Cmp-Att-Int</b>	<b>Yds</b>	<b>TD</b>		Cutforth	1	-9	0	
Swann	11-24-2	64	1		Madsen	2	-14	0	
Gillon	0-2-0	0	0		<b>Totals</b>	<b>44</b>	<b>152</b>	<b>0</b>	
Wiles	1-2-1	1	0		<b>Passing</b>	<b>Cmp-Att-Int</b>	<b>Yds</b>	<b>TD</b>	
<b>Totals</b>	<b>12-28-3</b>	<b>65</b>	<b>1</b>		Madsen	25-37-0	321	4	
<b>Receiving</b>	<b>No.</b>	<b>Yds</b>	<b>TD</b>		Cutforth	0-1-0	0	0	
Cummings	3	20	0		<b>Totals</b>	<b>25-38-0</b>	<b>321</b>	<b>4</b>	
Leon	3	12	0		<b>Receiving</b>	<b>No.</b>	<b>Yds</b>	<b>TD</b>	
Fowles	1	12	0		Caples	5	84	2	
Dubinion	1	10	0		Marshall	3	52	0	
Stroman	1	7	1		Ford	3	45	1	
Swann	1	2	0		Lauter	3	45	0	
Larkins	1	1	0		Wagner	3	29	0	
Lewis	1	1	0		Brown	1	29	1	
<b>Totals</b>	<b>12</b>	<b>65</b>	<b>1</b>		Sherrod	3	21	0	
					Bates	1	11	0	
					Gaines	2	5	0	
					Riley	1	0	0	
					<b>Totals</b>	<b>37</b>	<b>321</b>	<b>4</b>	

GAME 5						FINAL
Oregon State	0	14	7	2	—	23
APP STATE	17	0	10	0	—	27

Oct. 4 - Kidd Brewer Stadium - Boone, N.C. - 35,021



GAME NOTES
App State won its first meeting against Oregon State (and its first against a Pac-12 opponent).
App State won a Saturday home game for the 14th straight time.
It was the 13th straight sellout at The Rock. The attendance of 35,021 was the sixth-largest in stadium history.
App State won the turnover battle (3-0), snapping a three-game streak of turning the ball over more than its opponent.
JJ Kohl engineered scoring drives in each of his first three drives as App State's starting quarterback – the first a field goal followed by back-to-back touchdowns.
In his first collegiate start and second App State appearance, Davion Dozier had four catches for 140 yards (35-yard average) and a touchdown. He set up one touchdown with a 68-yard gain and also had a 28-yard touchdown.
App State's defense produced three takeaways (two interceptions, one fumble recovery) and allowed Oregon State to score on only two of five red-zone chances.
For the third time in five games, the Mountaineer defense held its opponent under 100 rushing yards (98).
Colton Phares led the team with a career-high 10 tackles, including 1.5 TFLs, and was instrumental in the defense coming up with a string of huge plays to curb Oregon State's late comeback attempt.
In addition to his late stops near the goal line, Myles Farmer set up an early touchdown by forcing a fumble on a kickoff return. Ronnie Porter recovered the fumble.

TEAM TOTALS	OSU	APP
<b>First Downs</b>		
Total	27	18
Rushing	7	7
Passing	16	9
Penalty	4	2
<b>Rushing</b>		
Total (Net)	98	136
Attempts	25	36
Avg. Per Rush	3.9	3.8
Rushing TDs	1	2
Yds. Gained	113	162
Yds. Lost	15	26
<b>Passing</b>		
Total (Net)	358	218
Comp.-Att.-Int.	30-45-2	13-28-0
Avg. / Att.	8.0	7.8
Avg. / Comp.	11.9	16.8
TDs	2	1
<b>Total Offense</b>		
Yards	456	354
Plays	70	64
Avg. / Play	6.5	5.5
Fumbles - Lost	1-1	1-0
Penalties - Yds.	4-27	6-49
<b>Punting</b>		
Punts - Yds.	3-155	4-162
Avg. / Punt	51.7	40.5
Inside 20	1	1
50+ Yds.	2	0
Touchbacks	0	0
Fair Catch	0	4
<b>Kickoffs</b>		
Total - Yds.	4-254	7-439
Avg. Yds. / Kickoff	63.5	62.7
Touchbacks	0	3
<b>Returns</b>		
Punt: Total - Yds. - TDs	0-0-0	3-30-0
Punt: Avg. / Return	0	10.0
Kickoff: Total - Yds. - TDs	3-61-0	4-89-0
Kickoff: Avg. / Return	20.3	22.3
INT: Total - Yds. - TDs	0-0-0	2-9-0
Fumble: Total - Yds. - TDs	0-0-0	0-0-0
<b>Miscellaneous</b>		
Misc. Yards	0	0
Poss. Time	31:30	28:30
3rd. Down Conv.	4 of 11	4 of 12
4th. Down Conversions	0 of 1	1 of 1
Red-Zone: Scores - Chances	2-5	2-2
Sacks: Total - Yds.	2-14	1-13
PAT: Total - Made	3-3	3-3
2PT Conversion: Total - Made	0-0	0-0
Field Goals: Total - Made	0-1	2-3

App State Stands Up To Late Oregon State Challenges

BOONE, N.C. — No opponent has ever traveled farther to face App State at The Rock. The Mountaineers' defense made sure Oregon State didn't go the distance at any point during a dramatic, stifling set of red zone stands in the fourth quarter.

App State built an early lead and never trailed despite being challenged by three late scoring threats from the Beavers in a 27-23 victory in a sold-out crowd filling Kidd Brewer Stadium. It was the Mountaineers' first-ever home victory against a team from the ACC, Big Ten, Big 12, Pac-12 or SEC.

The Beavers traveled more than 2,200 miles to Boone, only to repeatedly be stopped a yard short.

The Mountaineers (3-2) held a 27-21 lead when Colton Phares came down with an end-zone interception on a third-and-goal pass early in the fourth quarter. The Beavers regained possession after a three-and-out punt and had a first down at the App State 3 before being stuffed on four straight runs from Anthony Hankerson. The officials initially ruled a touchdown on the third-and-goal Wildcat carry from the 1 with 1:58 left, but a review showed that Ronnie Porter and Myles Farmer had stopped Hankerson short of the goal line. Hankerson took another direct snap on fourth down, and Farmer tripped him up behind the line before Phares finished off the play for a 2-yard loss. Disaster nearly struck when the Beavers forced a fumble on a second-down carry. With the ball unclaimed in the end zone, first-time starting quarterback JJ Kohl jumped on it to prevent Oregon State (0-6) from scoring a go-ahead touchdown. Instead, the Mountaineers allowed a safety that still left them with a four-point lead and the ability to execute a free kick from the 20-yard line.

The Beavers moved into scoring range and had a first down at the App State 25 before Rondo Porter's sack for a 13-yard loss backed up Oregon State with 25 seconds left. Maalik Murphy hit Trent Walker in stride on a crossing route, but Juan Berchal jarred the ball loose by delivering a shoulder-led hit to Walker's chest. The ball popped into the air, and Gamble bobbled it four times before securing the INT.

**SCORING SUMMARY**

Team	Qtr	Time	Scoring Play	Plays	Time	Score
APP	1st	8:21	De Freitas 49 yd FG	10-55	4:54	3-0
APP	1st	6:49	Kohl 6 yd run (De Freitas kick)	4-18	1:24	10-0
APP	1st	3:38	Dubinion 2 yd run (De Freitas kick)	3-75	1:26	17-0
OSU	2nd	9:32	Wells Jr. 30 yd run (Ojeda kick)	2-67	0:44	17-7
OSU	2nd	4:10	Wells Jr. 3 yd pass from Murphy (Ojeda kick)	8-93	3:48	17-14
APP	3rd	8:41	Dozier 28 yd pass from Kohl (De Freitas kick)	13-76	6:13	24-14
OSU	3rd	5:03	Hatcher Jr. 15 yd pass from Murphy (Ojeda kick)	7-75	3:38	24-21
APP	3rd	0:50	De Freitas 45 yd FG	9-49	4:06	27-21
OSU	4th	1:40	Safety (App fell on fumble in end zone)			27-23

**STAT LEADERS**

OREGON STATE				APP STATE			
Rushing	Att.	Yds	TD	Rushing	Att.	Yds	TD
Hankerson	19	64	0	Dubinion	19	98	1
Wells Jr.	1	30	1	Lewis	10	42	0
Hatcher Jr.	4	17	0	Kohl	7	-4	0
Murphy	1	-13	0	<b>Totals</b>	<b>36</b>	<b>136</b>	<b>1</b>
<b>Totals</b>	<b>25</b>	<b>98</b>	<b>1</b>				
Passing	Cmp-Att-Int	Yds	TD	Passing	Cmp-Att-Int	Yds	TD
Murphy	30-45-2	358	2	Kohl	13-28-0	218	1
<b>Totals</b>	<b>30-45-2</b>	<b>358</b>	<b>2</b>	<b>Totals</b>	<b>13-28-0</b>	<b>218</b>	<b>1</b>
Receiving	No.	Yds	TD	Receiving	No.	Yds	TD
Walker	13	179	0	Dozier	4	140	1
Freauuff	4	56	0	Stroman	2	48	0
Wells Jr.	4	36	1	Cummings	2	10	0
Card	3	33	0	Larkins	1	11	0
Reddicks	2	23	0	Lewis	1	11	0
Hankerson	2	11	0	Barnes	1	5	0
Hatcher Jr.	1	15	1	Hamlett	1	-3	0
Milbourn	1	5	0	Dubinion	1	-4	0
<b>Totals</b>	<b>30</b>	<b>358</b>	<b>2</b>	<b>Totals</b>	<b>13</b>	<b>218</b>	<b>1</b>



GAME 6					FINAL
APP STATE	7	10	21	3	— 41
Georgia State	0	0	14	6	— 20

Oct. 11 - Center Parc Credit Union Stadium - Atlanta, Ga. - 19,587



GAME NOTES
App State's unblemished all-time record against Georgia State moved to 12-0 (6-0 in Atlanta, 6-0 in Boone).
The Mountaineers' first road win of the year was their 37th since moving to FBS. That's top-10 most among all FBS programs since 2014.
Since 2015, App State ranks top 10 among FBS programs with 97 total wins.
App State capitalized on all six red-zone trips, with five TDs and a field goal.
JJ Kohl improved to 2-0 as App State's starting QB, throwing for 309 yards, four touchdowns and no interceptions on 21-of-32 passing in three quarters of play. The Mountaineers have now had two different signal-callers throw for 300 yards in a game this season.
Kohl distributed the ball to 10 different receivers and threw touchdowns to four different teammates.
Tight end Izayah Cummings caught a team-high six passes for a career-high 94 yards and his first touchdown as a Mountaineer.
For the fourth time in six games, the Mountaineer defense held its opponent under 100 rushing yards (54).
Colton Phares had four tackles, a TFL and an interception on Georgia State's first drive of the second half that led to a Mountaineer touchdown. It was Phares' second straight game with a pick.
Zyeir Gamble tied a career high with seven tackles while forcing a fumble. Brayshaw Littlejohn co-led the Mountaineers with a career-high seven tackles.
DeNigel Cooper blocked Georgia State's 28-yard field goal attempt to maintain a scoreless tie in the first quarter. It was the Mountaineers' first field goal block since 2021.

TEAM TOTALS	APP	GSU
First Downs		
Total	23	24
Rushing	8	1
Passing	13	21
Penalty	2	2
Rushing		
Total (Net)	124	78
Attempts	36	23
Avg. Per Rush	3.4	3.4
Rushing TDs	1	1
Yds. Gained	141	94
Yds. Lost	17	16
Passing		
Total (Net)	311	303
Comp.-Att.-Int.	23-38-0	32-61-1
Avg. / Att.	8.2	5.0
Avg. / Comp.	13.5	9.5
TDs	4	2
Total Offense		
Yards	435	381
Plays	74	84
Avg. / Play	5.9	4.5
Fumbles - Lost	0-0	3-0
Penalties - Yds.	3-30	2-30
Punting		
Punts - Yds.	4-157	4-223
Avg. / Punt	39.2	55.8
Inside 20	0	3
50+ Yds.	0	3
Touchbacks	0	1
Fair Catch	2	0
Kickoffs		
Total - Yds.	7-446	2-124
Avg. Yds. / Kickoff	63.7	62.0
Touchbacks	5	1
Returns		
Punt: Total - Yds. - TDs	0-0-0	1-6-0
Punt: Avg. / Return	0	6.0
Kickoff: Total - Yds. - TDs	1-32-0	1-11-0
Kickoff: Avg. / Return	32.0	11.0
INT: Total - Yds. - TDs	1-3-0	0-0-0
Fumble: Total - Yds. - TDs	0-0-0	0-0-0
Miscellaneous		
Misc. Yards	0	-4
Poss. Time	31:47	28:13
3rd. Down Conv.	5 of 15	9 of 19
4th. Down Conversions	1 of 2	0 of 4
Red-Zone: Scores - Chances	6-6	2-3
Sacks: Total - Yds.	3-24	1-2
PAT: Total - Made	5-5	0-0
2PT Conversion: Total - Made	0-0	1-3
Field Goals: Total - Made	2-3	0-1

App State Rolls To Lopsided Victory At Georgia State

ATLANTA, Ga. — A complete team effort propelled App State to a dominant road win in its first game against a Sun Belt East opponent.

The Mountaineers posted a 41-20 victory at Center Parc Credit Union Stadium, building a 31-0 lead and improving their series record against Georgia State to 12-0. App State (4-2, 1-1 SBC) evened its league record after not winning a Sun Belt road game last season.

JJ Kohl needed to play only three quarters in his second consecutive start, as his fourth touchdown pass gave the Mountaineers a 38-6 advantage over the Panthers (1-5, 0-2). Scoring connections with Davion Dozier, Jaden Barnes, Dalton Stroman and Izayah Cummings contributed to Kohl completing 21 of his 32 passes for 309 yards.

Ten players caught a pass from Kohl, with tight ends accounting for 161 of the 309 yards, highlighted by Cummings' six receptions for 94 yards. Rashod Dubinion and Jaquari Lewis both rushed for more than 50 yards, and Lewis reached the end zone during a second-half flurry that turned a 17-0 halftime lead into a one-sided affair.

An interception early in the second half from linebacker Colton Phares began that flurry, as the Mountaineers held Georgia State scoreless for the first 40 minutes of game action. Thomas Davis, Aiden Benton and Caleb Sandstrom recorded sacks, while Ronnie Porter made a key fourth-down stop in the first half for a defense that limited the Panthers to 54 rushing yards.

Dominic De Freitas drilled two field goals, including a 46-yarder, and an early special teams play prevented App State from ever trailing. DeNigel Cooper's head-first helmet block of a 28-yard field goal stopped Georgia State from ending its second drive with points.

SCORING SUMMARY

Team	Qtr	Time	Scoring Play	Plays	Time	Score
APP	1st	1:04	Dozier 12 yd pass from Kohl (De Freitas kick)	13-98	5:37	7-0
APP	2nd	2:37	Barnes 11 yd pass from Kohl (De Freitas kick)	10-83	4:03	14-0
APP	2nd	0:00	De Freitas 32 yd FG	8-66	1:18	17-0
APP	3rd	12:10	Lewis 14 yd run (De Freitas kick)	3-37	1:13	24-0
APP	3rd	8:10	Stroman 6 yd pass from Kohl (De Freitas kick)	6-59	2:41	31-0
GSU	3rd	4:40	Brown 8 yd run (pass failed)	12-75	3:30	31-6
APP	3rd	3:40	Cummings 3 yd pass from Kohl (De Freitas kick)	3-49	0:58	38-6
GSU	3rd	0:50	Hollier 15 yd pass from Brown (Hurst catch)	10-75	2:50	38-14
APP	4th	10:00	De Freitas 46 yd FG	4-4	0:47	41-14
GSU	4th	6:25	Robinson 22 yd pass from Brown (pass failed)	8-75	3:35	41-20

STAT LEADERS

APP STATE					GEORGIA STATE				
Rushing	Att.	Yds	TD		Rushing	Att.	Yds	TD	
Lewis	14	57	1		Brown	7	30	1	
Dubinion	12	56	0		Amos	3	18	0	
Alexander	3	14	0		B. Robinson	6	15	0	
Keith	2	5	0		Peyton	2	8	0	
Kohl	2	2	0		Simmons	2	7	0	
Team	3	-10	0		J. Robinson	1	6	0	
Totals	36	124	1		Murray Jr.	1	2	0	
					Finley	1	-8	0	
Passing	Cmp-Att-Int	Yds	TD		Totals	23	78	1	
Kohl	21-32-0	309	4						
Totals	21-32-0	309	4		Passing	Cmp-Att-Int	Yds	TD	
					Finley	13-26-1	91	0	
Receiving	No.	Yds	TD		Brown	19-35-0	212	2	
Cummings	6	94	1		Totals	32-61-1	303	2	
Stroman	3	19	1						
Mbake	2	31	0		Receiving	No.	Yds	TD	
Dozier	2	30	1		Hurst	9	105	0	
Sanchez	2	27	0		J. Robinson	9	85	1	
Hamlett	2	27	0		Murray Jr.	3	4	0	
Barnes	2	13	1		Wade	2	33	0	
Larkins	1	40	0		Hollier	2	28	1	
Dubinion	1	25	0		Riles	2	28	0	
Lewis	1	3	0		McBride	1	8	0	
Gibble	1	2	0		B. Robinson	1	5	0	
Totals	23	311	4		Amos	1	4	0	
					Bllackburn	1	2	0	
					Simmons	1	1	0	
					Totals	13	218	1	

FAST FACTS/GAME LOGS QUARTERBACKS



BILLY WILES  
(FAST FACTS)

— Played in fourth quarter at Southern Miss, going 5-for-5 for 49 yards and a TD against his former team and producing his first TD pass in an App State uniform

— Saw limited action against ETSU and Clemson in 2024, with his only pass hitting a receiver in the hands but deflecting for an interception in Death Valley

— Played quarterback at Southern Miss in 2023, starting 10 games, after being a member of Clemson's program from 2021-22 and appearing in one game for the Tigers

— Threw for at least 200 yards in five games for Southern Miss in 2023, as he completed 23 of 41 passes for 287 yards and one touchdown during a 48-38 loss at App State

BILLY WILES' CAREER STATISTICS

Year	GP/GS	Cmp	Att	INT	YDS	TD	YPG
2021 (CU)	1/0	2	4	0	31	1	31.0
2022 (CU)	0/0	0	0	0	0	0	0.0
2023 (SM)	11/10	162	301	7	1,940	11	176.4
2024 (APP)	2/0	0	1	1	0	0	0.0
2025 (APP)	2/0	6	7	1	50	1	25.0
Totals	17/10	170	313	9	2,021	13	118.9

WILES GAME-BY-GAME

2021	Cmp	Att	INT	Yards	TD	Long
UConn	2	4	0	31	1	25

2023	Cmp	Att	INT	Yards	TD	Long
Alcorn State	21	28	1	267	3	38
at Florida St.	11	34	1	154	0	33
Tulane	19	33	0	177	0	39
at Arkansas State	20	36	2	215	2	35
Texas State	21	43	1	275	2	43
Old Dominion	15	26	0	166	0	31
at South Alabama	2	5	0	5	0	3
at App State	23	41	0	287	1	37
ULM	11	23	1	200	1	80
at Louisiana	8	13	0	99	1	23
at Mississippi St.	9	16	1	89	1	44

2024	Cmp	Att	INT	Yards	TD	Long
ETSU	0	0	0	0	0	0
Clemson	0	1	1	0	0	0

2025	Cmp	Att	INT	Yards	TD	Long
at Southern Miss	5	5	0	49	1	19
at Boise State	1	2	1	1	0	1



AJ SWANN  
(FAST FACTS)

— Completed 31 of 46 passes for 368 yards with three TDs and no INTs in the 2025 opener, setting a record for the most yards in an App State debut (and the seventh-most passing yards in App State's FBS era)

— Following 2025 opener, named Sun Belt Conference's Offensive Player of the Week, a Manning Award Stars of the Week honoree and a member of the Davey O'Brien Award's Great 8.

— Started in 12 of 15 game appearances for Vanderbilt from 2022-23 before being a backup who played in two games for LSU in 2024

— Totaled 22 TD passes while throwing for 2,731 yards for Vanderbilt from 2022-23

— Threw for 255 yards with four touchdowns and no interceptions in a win against NIU in his first career start (becoming only the second true freshman in the SEC since 2002 to throw four TD passes in his first career start)

— In 2023, when he started the first five games, had 300-yard passing games with three touchdown throws apiece in losses to Wake Forest (314 yards) and UNLV (career-high 335 yards)

— Ranked as high as the No. 19 quarterback nationally in the Class of 2022

AJ SWANN'S CAREER STATISTICS

Year	GP/GS	Cmp	Att	Perc%	YDS	TD	INT	Long
2022 (VU)	9/6	115	198	58.1	1,274	10	2	66
2023 (VU)	6/6	107	196	54.6	1,457	12	7	56
2024 (LSU)	2/0	2	4	50.0	10	0	0	8
2025 (App)	4/4	76	127	59.8	943	6	6	72
Totals	21/16	300	525	57.1	3,684	28	15	72

SWANN GAME-BY-GAME

2022	Cmp	Att	INT	Yards	TD	Long
at Hawaii	3	7	0	51	0	38
vs Wake Forest	8	11	0	146	2	50
at NIU	18	28	0	255	4	31
at Alabama	13	26	0	115	0	22
vs Ole Miss	27	38	0	281	2	36
at Georgia	12	23	0	105	0	22
at Missouri	13	30	1	115	0	31
vs South Carolina	10	18	1	127	2	66
vs Tennessee	11	17	0	79	0	18

2023	Cmp	Att	INT	Yards	TD	Long
vs Hawaii	19	30	0	258	3	41
vs Alabama A&M	15	29	1	194	2	27
at Wake Forest	26	39	2	314	3	50
at UNLV	17	35	1	335	3	56
vs Kentucky	16	40	3	189	0	39
at Tennessee	14	23	0	167	1	27

2024	Cmp	Att	INT	Yards	TD	Long
at Florida	1	1	0	2	0	2
vs Oklahoma	1	3	0	8	0	8

2025	Cmp	Att	INT	Yards	TD	Long
vs Charlotte	31	46	0	368	3	59
vs Lindenwood	19	34	1	294	2	72
at Southern Miss	15	23	3	217	0	42
at Boise State	11	24	2	64	1	12



JJ KOHL  
(FAST FACTS)

— Threw for 309 yards and four TDs (with no INTs) in his second career start in Atlanta

— Made first FBS start against Oregon State, throwing for 218 yards and accounting for two TDs (one rushing, one passing) in a win

— Totaled four game appearances over two years at Iowa State from 2023-24, transferring with three seasons of eligibility remaining

— Completed 9 of 11 passes for 23 yards and rushed six times for 32 yards in three games

as a redshirting true freshman in 2023 before seeing action in one game (vs. Baylor) in 2024

— Ranked as a top-10 QB nationally by ESPN (No. 8) and Rivals (No. 9) in the Class of 2023

— Father, Jamie, was the starting kicker for Iowa State from 1995-98 and is the director for Kohl's Professional Camps

JJ KOHL'S CAREER STATISTICS

Year	GP/GS	Cmp	Att	Perc%	YDS	TD	INT	Long
2023 (ISU)	3/0	9	11	81.8	23	0	0	8
2024 (ISU)	1/0	0	0	0.0	0	0	0	0
2025 (App)	3/2	36	64	56.3	563	5	0	68
Totals	7/2	45	75	60.0	586	5	0	68

KOHL GAME-BY-GAME

2023	Cmp	Att	INT	Yards	TD	Long
UNI	4	5	0	3	0	5
at Oklahoma	4	4	0	14	0	8
at BYU	1	2	0	6	0	6

2024	Cmp	Att	INT	Yards	TD	Long
Baylor	0	0	0	0	0	0

2025	Cmp	Att	INT	Yards	TD	Long
Charlotte	2	4	0	36	0	19
Oregon St.	13	28	0	218	1	68
at Georgia State	21	32	0	309	4	40



NOAH GILLON  
(FAST FACTS)

— Prep standout at Tupelo High in Mississippi, located about 3.5 hours north of Hattiesburg, where he won a state 7-A title as a senior and made his collegiate debut against Southern Miss as an App State true freshman

— Helped his team to a perfect 14-0 record as a senior at Tupelo HS

— In three varsity seasons, totaled 5,459 passing yards, 59 touchdown passes and a 62-percent completion rate

— Threw for 1,771 yards with 20 touchdowns and just four interceptions as a senior

— Rated a three-star prospect by 247Sports

NOAH GILLON'S CAREER STATISTICS

Year	GP/GS	Cmp	Att	Perc%	YDS	TD	INT	Long
2025	3/0	13	32	40.6	111	0	0	18

GILLON GAME-BY-GAME

2025	Cmp	Att	INT	Yards	TD	Long
at Southern Miss	11	24	0	109	0	18
at Boise State	0	2	0	0	0	0
at Georgia State	2	6	0	2	0	2

FAST FACTS/GAME LOGS **RUNNING BACKS**



**RASHOD DUBINION  
(FAST FACTS)**

— His 25 carries for 194 yards vs. Lindenwood gave App State its best individual rushing total since Camerun Peoples set a school record with 317 yards in the 2020 Myrtle Beach Bowl

— Made seven starts in 31 game appearances at Arkansas from 2022-24, with Dowell Log-gains being on Arkansas' staff in 2022

— Over three seasons with the Razorbacks, averaged 6.7 yards per carry while rushing 209 times for 888 yards and eight TDs

— Highlights in 2024 included a 15-carry, 112-yard performance against Louisiana Tech and an 11-carry, 98-yard performance with one touchdown against Mississippi State

— Made his first career start in the Liberty Bowl win against Kansas as a true freshman, rushing 20 times for 112 yards and two TDs

— Had 42 catches for 315 yards and two touchdowns at Arkansas from 2022-24

**RASHOD DUBINION'S CAREER STATISTICS**

Year	GP/GS	Rush	Yards	TD	Lg	Avg
2022 (Ark)	13/1	71	293	5	26	4.1
2023 (Ark)	10/2	82	260	1	15	3.2
2024 (Ark)	8/4	56	335	2	23	6.0
2025 (App)	6/6	119	667	3	39	5.6
Totals	37/13	328	1,555	11	39	4.7

**DUBINION GAME-BY-GAME (WITH A CARRY)**

2022	Rush	Yards	TD	Long
Cincinnati	2	16	0	13
South Carolina	8	15	1	4
Missouri St.	2	6	0	5
at Texas A&M	2	17	0	14
Alabama	4	10	0	11
at Mississippi St.	7	28	0	12
at BYU	4	16	0	11
at Auburn	5	11	2	5
Liberty	2	-6	0	0
LSU	3	2	0	3
Ole Miss	6	40	0	13
at Missouri	6	26	0	12
Kansas	20	112	2	26

2023	Rush	Yards	TD	Long
WCU	3	15	0	7
Kent St.	10	34	1	9
BYU	13	47	0	15
at LSU	15	78	0	15
Texas A&M	6	3	0	5
at Ole Miss	4	10	0	11
at Alabama	14	26	0	5
Mississippi St.	14	47	0	8
Auburn	1	3	0	3
FIU	2	-3	0	3

2024	Rush	Yards	TD	Long
Ark.-Pine Bluff	3	15	0	7
Tennessee	2	10	0	8
LSU	4	15	0	13
at Mississippi St.	11	98	1	23
Ole Miss	12	49	1	23
Texas	7	30	0	9
Louisiana Tech	15	112	0	18
at Missouri	2	6	0	3

2025	Rush	Yards	TD	Long
vs Charlotte	22	111	1	13
vs Lindenwood	25	194	0	26
at Southern Miss	24	95	1	17
at Boise State	17	113	0	39
Oregon St.	19	98	1	29
at Georgia State	12	56	0	21



**KANYE ROBERTS  
(FAST FACTS)**

— Expected to miss the 2025 season due to injury

— Appeared in eight games in 2024, starting five and rushing for 148 yards at Louisiana, before suffering a season-ending injury

**KANYE ROBERTS' CAREER STATISTICS**

Year	GP/GS	Rush	Yards	TD	Lg	Avg
2022	3/0	19	127	2	29	6.7
2023	14/4	123	696	7	61	5.7
2024	8/5	82	332	1	18	4.0
Totals	25/9	224	1,155	10	61	5.2

**ROBERTS GAME-BY-GAME**

2022	Rush	Yards	TD	Long
The Citadel	7	70	1	29
Robert Morris	11	57	1	23
Old Dominion	1	0	0	0

2023	Rush	Yards	TD	Long
East Carolina	6	42	1	18
at Wyoming	6	59	0	35
at ULM	7	17	1	10
Coastal Carolina	11	48	0	12
at ODU	26	109	0	24
Southern Miss	13	109	1	61
Marshall	6	23	0	13
at Georgia State	9	77	1	26
at JMU	2	2	0	2
Ga. Southern	14	109	1	37
Troy	13	53	2	19
Miami (Ohio)	10	48	0	14

2024	Rush	Yards	TD	Long
ETSU	9	35	0	10
at Clemson	5	13	0	18
at ECU	5	15	0	9
South Alabama	8	38	0	13
at Marshall	13	36	1	10
at Louisiana	26	148	0	18
Georgia State	13	38	0	13
ODU	3	9	0	4?



**KHALIFA KEITH  
(FAST FACTS)**

— Appeared in 16 games at Tennessee from 2023-24

— Opened 2024 with 10 carries for 43 yards and a TD vs. Chattanooga

**KHALIFA KEITH'S CAREER STATISTICS**

Year	GP	Rush	Yards	TD	Lg	Avg
2023 (UT)	12/0	11	24	0	6	2.2
2024 (UT)	4/0	21	100	1	23	4.8
2025 (App)	3/0	3	8	0	4	2.7
Totals	19/0	35	132	1	23	3.8

**KEITH GAME-BY-GAME (WITH A CARRY)**

2023	Rush	Yards	TD	Long
Virginia	2	8	0	6
Texas San Antonio	2	1	0	2
Connecticut	3	5	0	4
Iowa	4	10	0	5

2024	Rush	Yards	TD	Long
UT-Chattanooga	10	43	1	9
NC State	3	5	0	2
Kent State	4	13	0	6
UTEP	4	39	0	23

2025	Rush	Yards	TD	Long
Lindenwood	1	3	0	3
at Georgia State	2	5	0	4



**JAYLON CALHOUN  
(FAST FACTS)**

— Appeared in six games in 2024, appearing on special teams and at running back, before a sea-son-ending injury

— Logged first career carry at Clemson in 2024



**KHAMANI ALEXANDER  
(FAST FACTS)**

— Appeared in one game as a redshirting true freshman in 2024, playing on special teams at Georgia Southern

— Rushed for 2,669 yards with 17 touch-downs in 37 career games at Belen Jesuit Prep

— Was clocked running the 100 meters in 11.43 seconds during his junior track season

2025	Rush	Yards	TD	Long
vs Charlotte	4	14	0	6
at Georgia State	3	14	0	5



**JAUARI "TRIGG" LEWIS  
(FAST FACTS)**

— Scored first career TD on a 10-yard run at Southern Miss

— Also scored at Boise State and Georgia State

— Played for 13-2 state champion in Florida that was ranked No. 15 nationally, averaging 7.4 yards per carry and scored eight rushing touchdowns while gaining 672 yards on 91 attempts as part of a deep offense that spreads the ball around

2025	Rush	Yards	TD	Long
vs Charlotte	8	32	0	8
Lindenwood	1	4	0	4
at Southern Miss	2	12	1	10
at Boise State	7	23	1	7
Oregon State	10	42	0	17
at Georgia State	14	57	1	14
Totals	42	170	3	17



**MAX GUEST  
(FAST FACTS)**

— Rushed for more than 3,400 yards and 51 touchdowns during his career at A.C. Reynolds, including 1,746 rushing yards and 25 touch-downs as a sophomore

— Had a 281-yard rushing game and a 218-yard passing game as a senior, when he switched from running back to quarter-back for his final four games, filling for at QB following a transfer tied to Hurricane Helene

— Suffered a season-ending injury in the regular-season finale



FAST FACTS/GAME LOGS WIDE RECEIVERS



DALTON STROMAN (FAST FACTS)

- Had career-high 142 yards vs. Lindenwood, scoring a 72-yard TD on the first play
- Career-high eight catches in 2025 opener
- One of five App State players who were true freshmen for the Mountaineers in 2021
- Second-team preseason All-Sun Belt
- Heading into 2025, ranked among App State's career leaders at 18.0 yards per catch
- Entered season with 9 career catches of at least 40 yards and added two more vs. LU

DALTON STROMAN'S CAREER STATISTICS

Year	GP/GS	Rec	Yds	TD	Long	Avg.
2021	1/0	1	10	0	10	10.0
2022	12/0	19	371	4	55	19.5
2023	14/1	20	390	3	77	19.5
2024	10/2	20	307	5	47	15.4
2025	6/5	21	369	3	72	17.6
Total	43/8	81	1,447	15	77	17.9

STROMAN GAME-BY-GAME (WITH CATCHES)

2021	Rec.	Yards	TD	Long
WKU	1	10	0	10

2022	Rec.	Yards	TD	Long
North Carolina	1	41	0	41
at Texas A&M	2	14	0	8
Troy	1	8	0	8
James Madison	1	27	1	27
The Citadel	2	21	0	11
at Texas St.	5	104	1	55
Robert Morris	1	19	1	19
at Coastal Carolina	2	55	1	41
at Marshall	1	5	0	5
Old Dominion	2	24	0	17
at Georgia Southern	1	53	0	53

2023	Rec.	Yards	TD	Long
Gardner-Webb	2	49	1	43
at North Carolina	2	34	0	18
East Carolina	1	17	0	17
at Wyoming	2	24	0	13
at ULM	2	31	0	17
Coastal Carolina	2	35	1	30
at ODU	1	12	0	12
at Georgia State	3	93	1	77
at JMU	2	36	0	19
Troy	2	49	0	40
Miami (Ohio)	1	10	0	10

2024	Rec.	Yards	TD	Long
at ECU	2	21	0	11
South Alabama	2	60	1	47
at Marshall	5	75	2	27
at Louisiana	2	15	0	10
Georgia State	2	32	1	23
ODU	2	55	1	46
at Coastal	4	43	0	12
JMU	1	6	0	6

2025	Rec.	Yards	TD	Long
vs Charlotte	8	88	0	17
vs Lindenwood	3	142	1	72
at Southern Miss	4	65	0	27
at Boise State	1	7	1	7
Oregon St.	2	48	0	35
at Georgia State	3	19	1	7

SAM MBAKE (FAST FACTS)

- Played at Kilgore College in 2024; after being in Arkansas' program from 2022-23
- Played in nine games as a true freshman at Arkansas, primarily on special teams, and suffered season-ending injury prior to 2023 season

2025	Rec.	Yards	TD	Long
at Georgia State	2	31	0	24



JADEN BARNES (FAST FACTS)

- Had 10 catches for 132 yards and a TD at Southern Miss
- Caught six passes for 134 yards and a TD, with a non-scoring play of 59 yards, in his App State debut before scoring again in an eight-catch outing in Game 2
- East-West Shrine Bowl 1000 watch list
- Made 12 starts in 23 games during the 2023-24 seasons at Austin Peay
- Had 58 catches for 1,083 yards and nine touchdowns in 2024, with 4 100-yard games
- 12-catch, 241-yard, three-TD performance vs. North Alabama (TDs of 57, 31 and 49 yards)
- Ranked No. 11 nationally among FCS players at 90.3 receiving yards per game in 2024
- Had five catches of 50-plus yards in two seasons at Austin Peay (now six in NCAA play)

JADEN BARNES' CAREER STATISTICS

Year	GP	Rec	Yds	TD	Long	Avg.
2023 (AP)	11/1	17	204	1	84	12.0
2024 (AP)	12/11	58	1,083	9	73	18.7
2025 (App)	6/3	27	355	4	59	13.1
Total	29/15	102	1,625	14	84	15.9

BARNES GAME-BY-GAME

2023	Rec.	Yards	TD	Long
at Southern Ill.	0	0	0	0
at Tennessee	3	28	0	16
ETSU	7	121	0	84
at Stephen F. Austin	1	2	0	2
at Lindenwood	0	0	0	0
Gardner-Webb	2	31	1	33
North Ala.	0	0	0	0
at Eastern Ky.	0	0	0	0
Utah Tech	0	0	0	0
Central Ark.	4	22	0	11
Chattanooga	0	0	0	0

2024	Rec.	Yards	TD	Long
at Louisville	3	30	0	14
Southern Ill.	3	77	1	43
at Central Ark.	3	52	1	36
Alabama A&M	4	56	0	36
Southern Utah	2	11	0	8
at West Georgia	3	56	0	27
at Utah Tech	3	80	0	64
Tarleton St.	5	113	0	44
at North Alabama	12	241	3	57
Abilene Christian	6	179	2	73
Eastern Ky.	8	131	1	60
Chattanooga	6	57	1	24

2025	Rec.	Yards	TD	Long
vs Charlotte	6	134	1	59
vs Lindenwood	8	71	1	21
at Southern Miss	10	132	1	42
Oregon St.	1	5	0	5
at Georgia St.	2	13	1	11



CHRIS LAWSON JR. (FAST FACTS)

- Made first career catch in 2025 game vs. Lindenwood and added two catches for 30 yards at Southern Miss
- Appeared in four games in 2024, playing the first two games and the last two games of the season

2025	Rec.	Yards	TD	Long
vs Lindenwood	1	12	0	12
at Southern Miss	2	30	0	18
Totals	3	42	0	18



JACKSON GRIER (FAST FACTS)

- In Boise State's program from 2023-24
- Brother, Landon, is App State's G.M., and father, Chris, is the G.M. of the Miami Dolphins

2025	Rec.	Yards	TD	Long
vs Charlotte	1	19	0	19



DAVION DOZIER (FAST FACTS)

- In second App State game, had four catches for 140 yards and one touchdown, plus a 68-yard catch to set up another team score
- Also scored in second start at Georgia State
- Appeared in four games over two seasons in Arkansas' program from 2023-24
- One catch for 13 yards vs. Arkansas-Pine Bluff in the 2024 opener
- Played in the first three games as a red-shirting true freshman in 2023 and caught one pass for a 14-yard touchdown in his FBS debut against Western Carolina.

DAVION DOZIER'S CAREER STATISTICS

Year	GP/GS	Rec	Yds	TD	Long	Avg.
2023 (ARK)	3/0	1	14	1	14	14.0
2024 (ARK)	1/0	1	13	0	13	13.0
2025 (App)	3/2	6	170	2	68	28.3
Total	7/2	8	197	3	68	24.6

DOZIER GAME-BY-GAME

2023	Rec.	Yards	TD	Long
Western Carolina	1	14	1	14

2024	Rec.	Yards	TD	Long
Ark-Pine Bluff	1	13	0	13

2025	Rec.	Yards	TD	Long
Oregon St.	4	140	1	68
at Georgia State	2	30	1	18

FAST FACTS/GAME LOGS WIDE RECEIVERS/TIGHT ENDS



WILLIAM FOWLES  
(FAST FACTS)

— Appeared in all 11 games at wide receiver as an App State newcomer in 2024 and caught two passes

— Appeared in one game as a redshirting true freshman at Louisville in 2023, catching one pass for 7 yards against Murray State.

WILLIAM FOWLES' CAREER STATISTICS

Year	GP/GS	Rec	Yds	TD	Long	Avg.
2023	1/0 (UL)	1	7	0	7	7.0
2024	11/0 (App)	2	29	0	19	14.5
2025	6/4 (App)	6	86	0	19	14.3
Total	18/4	8	115	0	19	14.4

FOWLES GAME-BY-GAME

2023	Rec.	Yards	TD	Long
Murray State	1	7	0	7

2024	Rec.	Yards	TD	Long
ETSU	1	10	0	10
Louisiana	1	19	0	19

2025	Rec.	Yards	TD	Long
vs Charlotte	2	30	0	15
vs Lindenwood	1	17	0	17
at Southern Miss	2	27	0	19
at Boise State	1	12	0	12



DOOPAH COLEMAN  
(FAST FACTS)

— Totaled 39 career prep touchdowns as a receiver and runner, including 29 as a receiver, while posting 2,751 offensive yards (including 2,255 as a receiver)

— As a senior, caught 45 passes for 876 yards and 11 touchdowns while also rushing for 129 yards and two touchdowns on 18 attempts

— First name is Edward, but he enjoyed watching Winnie the Pooh as a child, so his father began calling him Doopah as a twist on Da Pooh, with some fans calling him "Supa Doopah" based on his athletic feats on the football field

2025	Rec.	Yards	TD	Long
vs Charlotte	1	-2	0	-2
at Southern Miss	1	5	0	5
Totals	2	3	0	5



ALEX SANCHEZ  
(FAST FACTS)

— Scored touchdown in 2025 opener as a true freshman making his FBS debut

— Had 10 TD catches and averaged 17.3 yards per catch while posting 44 receptions for 761 yards for a state title team in Georgia as a prep senior at Grayson High

2025	Rec.	Yards	TD	Long
vs Charlotte	1	1	1	1
at Georgia State	2	27	0	15



DAVID LARKINS  
(FAST FACTS)

— One of five App State players who were true freshmen for the Mountaineers in 2021

— Career-long gain of 40 yards at Georgia State in 2025

— Scored touchdowns on 4 of 21 career receptions entering 2025 season

DAVID LARKINS CAREER STATISTICS

Year	GP/GS	Rec	Yds	TD	Long	Avg.
2021	2/0	0	0	0	0	0.0
2022	12/0	3	30	0	17	10.0
2023	11/2	13	99	3	23	7.6
2024	9/1	5	18	1	6	3.6
2025	6/6	7	85	0	40	12.1
Total	40/9	28	232	4	40	8.3

LARKINS GAME-BY-GAME (WITH A CATCH)

2022	Rec.	Yds	TD	Long
at Texas A&M	1	7	0	7
Robert Morris	1	17	0	17

2023	Rec.	Yds	TD	Long
East Carolina	3	31	1	15
at ULM	1	4	0	4
Coastal Carolina	2	8	1	6
at Old Dominion	1	5	1	5
Marshall	1	10	0	10
at Georgia St.	2	28	0	23
at James Madison	1	4	0	4
at Troy	2	9	0	6

2024	Rec.	Yards	TD	Long
at ECU	1	3	0	3
at Marshall	2	8	0	5
at Louisiana	1	1	1	1
JMU	1	6	0	6

2025	Rec.	Yards	TD	Long
vs Charlotte	3	27	0	17
at Southern Miss	1	6	0	6
at Boise State	1	1	0	1
Oregon St.	1	11	0	11
at Georgia St.	1	40	0	40



IZAYAH CUMMINGS  
(FAST FACTS)

— Named to PFF's National Team of the Week for his performance at Georgia State

— Scored first App State touchdown at Georgia State, setting a new career high with 94 yards and reaching the end zone for the first time since the 2021 season

— Caught five passes in his App State debut to open the 2025 season, topping his high of four catches from 2020-24, and added seven for 82 yards (both career highs at the time) at Southern Miss

— Totaled 51 games at Louisville (2024) and Kentucky (2020-23)

— Moved from wide receiver to tight end in 2021 and made four career starts at Kentucky

IZAYAH CUMMINGS' CAREER STATISTICS

Year	GP	Rec	Yds	TD	Long	Avg.
2020 (UK)	9	0	0	0	0	0.0
2021 (UK)	13	14	195	3	28	13.9
2022 (UK)	13	0	0	0	0	0.0
2023 (UK)	12	4	98	0	55	24.5
2024 (UL)	4	3	33	0	19	11.0
2025 (App)	6/4	27	296	1	30	11.0
Total	57/8	48	622	4	55	13.0

CUMMINGS GAME-BY-GAME

2021	Rec.	Yards	TD	Long
ULM	1	7	0	7
Missouri	1	15	0	15
Chattanooga	1	31	1	31
Georgia	3	22	0	10
Mississippi State	1	5	0	5
Tennessee	4	75	1	28
Vanderbilt	2	27	1	22
Iowa	1	13	0	13

2023	Rec.	Yards	TD	Long
South Carolina	3	43	0	20
Louisville	1	55	0	55

2024	Rec.	Yards	TD	Long
Austin Peay	1	5	0	5
Jacksonville State	2	28	0	19

2025	Rec.	Yards	TD	Long
vs Charlotte	5	57	0	22
vs Lindenwood	4	33	0	11
at Southern Miss	7	82	0	30
at Boise State	3	20	0	9
Oregon St.	2	10	0	8
at Georgia State	6	94	1	26



KANEN HAMLETT  
(FAST FACTS)

— With a TD in the 2025 opener, three of first five career catches resulted in TDs

— Made first two starts of career (against ODU and Coastal Carolina) in 2024

— Against ODU, App State moved ahead for good on his 4-yard touchdown reception, after he extended the drive with a third-and-6 reception for 19 yards to the ODU 4

— Second career reception was a 4-yard touchdown catch that included several broken tackles with 1:51 left against Georgia State to erase a one-point deficit

KANEN HAMLETT'S CAREER STATISTICS

Year	GP	Rec	Yds	TD	Long	Avg.
2022	1/0	0	0	0	0	0.0
2023	13/0	0	0	0	0	0.0
2024	11/2	4	35	2	19	8.8
2025	6/0	5	59	1	27	11.8
Total	31/2	9	94	3	27	10.4

HAMLETT GAME-BY-GAME (WITH A CATCH)

2024	Rec.	Yds	TD	Long
at ECU	1	8	0	8
Georgia State	1	4	1	4
JMU	2	23	1	19

2025	Rec.	Yards	TD	Long
vs Charlotte	1	19	1	19
vs Lindenwood	1	16	0	16
Oregon St.	1	-3	0	0
at Georgia State	2	27	0	27



DILLON GALLOWAY  
(FAST FACTS)

— Made debut in fourth quarter at Georgia State

— Played for an 11-win team that reached the 2-A state quarterfinals in 2024 as a senior in high school

— Had eight career touchdown catches with 576 receiving yards on 39 receptions (14.8 yards per catch)



## FAST FACTS OFFENSIVE LINE



**LUKE BURGESS**  
(FAST FACTS)

- Appeared in one 2024 game, playing in the opener against ETSU
- As a redshirting true freshman at Louisville

in 2023, played in one game, making his FBS debut against Murray State



**FELIX DOEGE**  
(FAST FACTS)

- No game appearances as a redshirting true freshman in 2024
- Prep standout at Rabun Gap-Nacoochee, a Georgia-based

member of the North Carolina Independent Schools Athletic Association

- From Augsburg, one of Germany's oldest cities, located about an hour from Munich



**WILL FLOWERS**  
(FAST FACTS)

- Member of ETSU's program for four seasons (2020-23) before spending the 2024 season at Valdosta State
- Played in 25 NCAA

games with 19 career starts from 2020-24

- Started all 14 games at center in 2024 for a 13-1 team that reached the Division II national championship game

- Named a first-team All-American from the AP, AFCA and Walter Camp in 2024



**GABE FUNK**  
(FAST FACTS)

- Did not appear in any games as a true freshman in 2024 after being a standout performer for Xenia, just southwest of Dayton, Ohio



**SHAMARR JACKSON**  
(FAST FACTS)

- Started at left guard in Game 1 and right tackle in Games 2-5
- Member of New Mexico State's program from 2023-24 after

being at Iowa Western Community College from 2021-22

- Played in 17 games and made nine total starts at New Mexico State, including eight during the 2024 season (six at left tackle, two at right tackle)



**DENELL NIX JR.**  
(FAST FACTS)

- Made debut at left tackle vs. Souther Miss
- Played primarily tackle for a 9-3 team at Whitmer as a prep senior in Ohio



**BIG AL OLIVER**  
(FAST FACTS)

- Standout offensive lineman for a Venice team that won the 7-A state title in Florida
- First name is Aljonon but prefers to go by

Big Al and has been featured on college football all-name teams



**TYRIQ POINDEXTER**  
(FAST FACTS)

- Played in 26 games as a member of VMI's program from 2021-24
- Member of the All-SoCon first team in 2024, starting all 12

games at left tackle

- Preseason All-SoCon pick in 2023 started all 11 games, playing primarily right tackle



**JAYDEN RAMSEY**  
(FAST FACTS)

- East-West Shrine Bowl 1000 watch list
- Totaled 20 game appearances for App State, with eight starts, from 2021-24

- Moved to left tackle following Markell Samuel's March transfer to Oklahoma State
- Started the final seven games of 2024 at right guard after playing in five games as an offensive tackle in 2023, with one start at right tackle

- Played left tackle against The Citadel and Robert Morris in 2022



**TRENT RAMSEY**  
(FAST FACTS)

- Florida native was a member of Cal's program from 2022-24
- Appeared in eight games for the Golden Bears, including six

during the 2024 season



**MORITZ SCHMORANZER**  
(FAST FACTS)

- Big Schmo redshirted as a true freshman at Pitt in 2024
- Moved to the United States from Germany (also Felix Doege's

home country) for his sophomore year of high school at North Cross in Virginia

- Initially a wide receiver, went on to star on both the offensive and defensive lines as a junior and senior



**GRIFFIN SCROGGS**  
(FAST FACTS)

- East-West Shrine Bowl 1000 watch list
- Appeared in 10 games in 2004, starting five at left guard, and 14 games in 2023, contrib-

uting on special teams and at offensive guard

- Redshirted as a true freshman member of Georgia's national championship team during the 2022 season



**CAYDEN SWEATT**  
(FAST FACTS)

- Made first career start (at left guard) against Lindenwood
- Did not appear in any games in 2023-24, partly while rehabbing

from injuries

- Has worked out at guard after being primarily a center in Boone

- In February 2023, signed his letter of intent to attend App State at the Bremen Waffle House, the spot of many postgame meals during his prep career



**LANCE WILLIAMS**  
(FAST FACTS)

- Tennessee native appeared in one game over two seasons at Virginia Tech, making his debut against Boston College in 2024.


## FAST FACTS DEFENSE



**KEVIN ABRAMS-VERWAYNE**  
(FAST FACTS)

— 2024 captain was named to All-G6 team for Week 1 (4 tackles, 2 PBUs, 0.5 TFLs)  
— Had 1.5 sacks vs. Lindenwood

— Season-ending injuries early in 2022 and 2024 seasons part of why he's a seventh-year senior, with three seasons at Garden City C.C.



**KYLE ARNHOLT**  
(FAST FACTS)

— Recovered fumble in 2025 opener  
— Started all 11 games at linebacker in 2024 and first seven in 2023  
— Excelled as a prep

safety and had nine TDs as a receiver



**JOSEPH BAKHOLE**  
(FAST FACTS)

— Played in 40 games at the collegiate level from 2020-24 with Chattanooga (2024), ULM (2023) and Coffeyville CC (2020-22)

— Made 10 starts for Chattanooga in 2024  
— Appeared in nine games for ULM in 2023 and had six tackles in 41-40 loss to App State



**AIDEN BENTON**  
(FAST FACTS)

— Had 1.5 sacks in win vs. Lindenwood  
— Made first start in his home state, vs. Georgia State  
— Posted 9.0 tackles

for loss, 4.0 sacks and two forced fumbles at Georgia Military in 2024



**JUAN BERCAL**  
(FAST FACTS)

— Crushing hit led to last-minute App State INT that sealed Oregon State victory  
— 45-yard punt return on trick play in Boise



**DJ BURKS**  
(FAST FACTS)

— Had INT and a forced fumble vs. Lindenwood, then another INT at Southern Miss  
— Second on 2024 team with 58 tackles



**NICK CAMPBELL**  
(FAST FACTS)

— Appeared in seven games for App State after being a member of NC State's program from 2022-23



**CRISTIAN CONYER**  
(FAST FACTS)

— Totaled 22 game appearances over two seasons at Coastal Carolina (2024) and Tennessee (2023), playing for current App State

DBs coach Curtis Fuller at Coastal  
— INT vs. Jacksonville State in 2024 opener



**DENIGEL COOPER**  
(FAST FACTS)

— Made first career start against Boise State, beginning a string of starts  
— Blocked first-field goal at Georgia State,

after being a captain in his home state  
— Did not appear in any games as a redshirting true freshman in 2024



**THOMAS DAVIS**  
(FAST FACTS)

— East-West Shrine Bowl 1000 watch list  
— Career highs of 7 tackles and 3.0 TFLs (with one sack) vs. Lindenwood

— Started the final six games of 2024 as an OLB in a 3-4 scheme (while playing the same "Dog" position as a future SEC transfer)  
— Member of Miami's program for two seasons (suffered injury as true freshman and redshirted (played one game) in 2022



**MYLES FARMER**  
(FAST FACTS)

— Oregon State captain because of special teams, set up TD with forced fumble on KR, then made tackles during 4th-quarter goal

line stand on 3rd and 4th downs from the 1  
— Seventh-year senior who appeared in three games during an injury-shortened 2024  
— Played in 44 FBS games (with 16 starts) at Nebraska (2019-22) and Syracuse (2023)



**BUCCI FARMER**  
(FAST FACTS)

— Appeared in season finale as a redshirting true freshman in 2024  
— Kendall (first name) is Myles' younger brother



**SAINT FARRIOR**  
(FAST FACTS)

— Member of Hampton's program from 2023-24, transferring with three seasons of eligibility remaining



**JORDAN FAVORS**  
(FAST FACTS)


— Made 16 starts from 2023-24 (eight apiece in 2024 and 2023)  
— Third-team All-Sun Belt by The College Football Network in

2023, when he tied for the Sun Belt lead with four interceptions



**CAM FLEMING**  
(FAST FACTS)

— Member of Virginia Tech's program from 2023-24



**EMORY FLOYD**  
(FAST FACTS)

— Member of South Carolina's program from 2022-24, with seven game appearances (two during injury-impacted 2024 season, three in 2023 and two as a true freshman in 2021)

— Also a member of South Carolina's track team as a redshirt freshman (ran 100 meters in 10.86 seconds and 200 meters in 21.33 seconds while also going through spring drills)



**ZYEIR GAMBLE**  
(FAST FACTS)

— Made game-sealing INT in final 30 seconds of win against Oregon State

— Appeared in nine games in 2024, starting

the last two games at safety and sealing a win against ODU with an interception

— Switched to No. 5 in 2025 after wearing both No. 17 and No. 28 during the 2024 season because of special teams duties



## FAST FACTS DEFENSE



### DYLAN HASZ (FAST FACTS)

- Forced fumble inside the App State 5 in debut vs. Charlotte
- Appeared in 24 games at Arkansas from 2023-24, contributing

primarily on special teams by playing in 12 games as a true freshman and a sophomore



### ETHAN JOHNSON (FAST FACTS)

- App State's 2025 nominee for the Allstate AFCA Good Works Team (Service), Allstate Wuerffel Trophy (Service & Leadership) and

Campbell Trophy (Academic Heisman)

- 26 starts at cornerback from 2022-24, with a key interception in the 2023 win at JMU

- Father, Elando (1994-97), and older brother, Elijah (2019-22), both played at App State



### BRAYSHAWN LITTLEJOHN (FAST FACTS)

- First career sack and 1.5 TFLs vs. Lindenwood
- Member of Missouri's program from 2023-24, with 12 game appearances for current App

State defensive coordinator and linebackers coach DJ Smith

- Appeared in the first eight games as a redshirt freshman in 2024



### DYLAN MANUEL (FAST FACTS)

- Had one sack and 2.0 TFLs vs. Lindenwood
- Named a second-team Freshman All-American by Phil Steele at the FCS level

in 2024, totaling 4.5 tackles for loss, 2.0 sacks, one forced fumble and one fumble recovery as a true freshman for Charleston Southern



### JA'DEN MCBURROWS (FAST FACTS)

- Key INT late in first half of App State debut
- Comeback Player of the Year Watch List after playing in only four games for Michigan in

2024 before suffering a season-ending injury

- Member of Michigan's program from 2021-2024, with 11 games played in 2023, including defensive appearances in CFP Semifinal vs. Alabama and CFP title game vs Washington



### ELIJAH MC-CANTOS (FAST FACTS)

- First career INT helped seal 20-13 win vs. Lindenwood
- Started two games at nickel in 2024 debut for App State after be-

ing member of Illinois' program from 2022-23

- Played for head coach Luther Campbell (also of 2 Live Crew fame) at Edison High in Miami and enjoys playing chess



### AJ MEBANE (FAST FACTS)

- Appeared in eight games as an outside linebacker in 2024
- Totaled 39.5 sacks, 50 TFLs in last three years at Southern Durham HS



### KALEB NEAL (FAST FACTS)

- Did not appear in any games as a true freshman in 2024
- Had interception in 2025 spring game



### COLTON PHARES (FAST FACTS)

- Career-high 10 tackles, fourth-quarter INT in end zone and assisted tackle on fourth-and-goal stop from the 1 in final two

minutes of Oregon State win

- Made leaping INT at Georgia State, making him the only FBS player with at least 35 tackles, 6.5 TFLs and 2 INTs through six games

- Had 3.0 TFLs at Southern Miss

- Moved from safety to linebacker halfway through 2024 season

- Listed at 185 pounds when arrived at App State and 205 pounds during 2024 season before bulking up to 225 before 2025 season

- High school state champ in football and wrestling while also making all-state in track

- Versatile OFF/DEF/RET star also kicked in HS



### RONDO PORTER (FAST FACTS)

- Key sack on Oregon State's final drive
- Transferred after stints at South Carolina (2024), Newberry (redshirted in 2023) and

Lenoir-Rhyne (2022)

- Went from scout team after making the team through a walk-on tryout at South Carolina (with Dowell Loggains on staff) to appearing in nine games




### RONNIE PORTER (FAST FACTS)

- Rondo's brother, he was a member of South Carolina's program from 2021-24

- Key stop on third down from the 1 during

goal line stand against Oregon State and a fourth-and-2 stop vs. Georgia State

- Appeared in 12 games in 2023 and 13 games in 2024, primarily on special teams, after being put on scholarship during 2024 fall camp



### AHMAD ROBINSON (FAST FACTS)

- Nicknamed Ammo, was a member of Prairie View A&M's program from 2023-24 after redshirting at Arkansas State in 2022



### CALEB SANDSTROM (FAST FACTS)

- Had 1.5 sacks vs. Lindenwood

- From 2023-24, played for St. Thomas Tommies, who in 2021 became first program to

jump from Division III directly to Division I FCS



### JAELIN WILLIS (FAST FACTS)

- Standout linebacker at NAIA Keiser from 2021-23 and Division II Lenoir-Rhyne in 2024

- Two-time All-American at the collegiate

level with 336 tackles, 14 forced fumbles, 38.5 tackles for loss, six interceptions and 8.0 sacks in 53 games from 2021-24



## FAST FACTS SPECIAL TEAMS



**CASH MCVAY**  
(FAST FACTS)

- Appeared in five games in 2024 as a kickoff specialist
- Tallied five touchbacks on 21 attempts and averaged 61.5

yards per kickoff



**JACKSON MOORE**  
(FAST FACTS)

- Appeared in six games at kicker in 2024
- Was primary kicker against Marshall, Louisiana, Georgia State, ODU and Coastal Carolina

- Went 4-for-6 on field goals and 16-for-16 on extra points in 2024
- Made a season-long 44 yard field goal against Louisiana




**DOMINIC DE FREITAS**  
(FAST FACTS)

- Made field goals from 49 and 45 yards in 27-23 win against Oregon State and was named the Sun Belt's Special Teams Player of

the Week

- Made field goals from 32 and 46 yards at Georgia State
- On first career attempt as a true freshman, made 47-yard field goal as first half expired in 2025 opener against Charlotte and added another field goal early in the third quarter
- Also went 2-for-2 on field goals against Lindenwood
- Participated in the prestigious Under Armour All-American Game
- Ranked as the No. 5 high school kicker in the Class of 2025 by Kohl's and No. 6 by ESPN
- Made a state-record field goal covering 62 yards as a senior a week after making a 60-yard field goal



**MITCHELL LAKE**  
(FAST FACTS)

- Appeared in the first two games of 2024 at punter and recorded a career-long 61-yard punt against Clemson
- Averaged 39.0 yards

on 54 punts in 14 games as a freshman  
— Trained with Prokick Australia



**IAN RATLIFF**  
(FAST FACTS)

- Member of Texas' program from 2023-24 signed with Marshall in the 2025 spring
- Appeared in three games for Texas (with

App State special teams coordinator Jeff Crosby as a senior analyst for special teams with the Longhorns) during the 2024 season, averaging 44.0 yards on eight punts with a long of 52 yards

- Averaged 43.8 yards on five punts vs. Georgia and 44.3 yards on three punts vs. Oklahoma
- Also appeared as a holder in the CFP Semi-final against Ohio State.



**GABE SIMPKINS**  
(FAST FACTS)

- Did not appear in any games as an App State newcomer in 2024
- Member of UNC Pembroke's program in 2023, starting as a true

freshman who played in 10 games and had 43 in-game snaps



**JACOB POFF**  
(FAST FACTS)

- Started 2025 as a true freshman as part of an operation with a true freshman kicker
- Rated a five-star long snapper by Rubio Long

Snapping

- Snap times recorded in 0.79-second range
- Athletic frame allows him to be a factor on special teams coverage.

## CAREER HIGHS (AT APP STATE)

### KEVIN ABRAMS-VERWAYNE

Tackles.....5 (ETSU - 24)  
Forced fumbles....1 (at JMU - 23, Gardner-Webb - 23)  
Sacks.....1.5 (Lindenwood - 25)  
Tackles for loss.....1.5 (Lindenwood - 25)

### KYLE ARNHOLT

Tackles.....11 (JMU - 24)  
Sacks.....1.0 (Georgia State - 22)  
Forced fumbles.....2 (Georgia State - 22)  
Fumble recoveries.....1 (Ga. St. - 22, Charlotte - 25)

### JOSEPH BAKHOLE

Tackles.....4 (at Boise State - 25)  
Sacks.....1.0 (at Boise State - 25)  
Tackles for loss.....2.5 (at Boise State - 25)

### JADEN BARNES

Receptions.....10 (Southern Miss - 25)  
Receiving yards.....134 (Charlotte - 25)  
Long reception.....59 (Charlotte - 25)  
Touchdowns.....1 (Multiple times)

### AIDEN BENTON

Tackles.....5 (Oregon State - 25)  
Sacks.....1.5 (Lindenwood - 25)  
Tackles for loss.....1.5 (Lindenwood - 25)

### DJ BURKS

Tackles.....14 (South Alabama - 24)  
Tackles for loss.....1.0 (Multiple times)  
Forced fumbles.....1 (Lindenwood - 25)  
Interceptions.....1 (USM - 25, Lindenwood - 25)

### IZAYAH CUMMINGS

Receptions.....7 (Southern Miss - 25)  
Receiving yards.....94 (Georgia State - 25)  
Long reception.....30 (Southern Miss - 25)  
Touchdowns.....1 (Georgia State - 25)

### THOMAS DAVIS

Tackles.....7 (Lindenwood - 25)  
Sacks.....1.5 (ETSU - 24)  
Tackles for loss.....3.0 (Lindenwood - 25)  
Forced fumbles.....1 (at JMU - 23)

### DOMINIC DE FREITAS

Field goals.....2 (Multiple times)  
Long field goal.....49 (Oregon State - 25)

### DAVION DOZIER

Receptions.....4 (Oregon State - 25)  
Receiving yards.....140 (Oregon State - 25)  
Receiving TDs.....1 (GSU - 25, Oregon State - 25)  
Long reception.....68 (Oregon State - 25)

### RASHOD DUBINION

Rushes.....25 (Lindenwood - 25)  
Rushing yards.....194 (Lindenwood - 25)  
Rushing TDs.....1 (USM - 25, Charlotte - 25)  
Long rush.....26 (Lindenwood - 25)  
Receptions.....5 (Charlotte - 25)  
Receiving Yards.....31 (Charlotte - 25)  
Long reception.....25 (Georgia State - 25)

### MYLES FARMER

Tackles.....5 (at Marshall - 24)  
Forced fumbles.....1 (Oregon State - 25)

### JORDAN FAVORS

Tackles.....10 (Georgia State - 24)  
Interceptions.....2 (Marshall - 23)  
Forced fumbles.....1 (at ULM - 23)  
Fumble recoveries.....1 (at ECU - 24)

### EMORY FLOYD

Tackles.....8 (at Boise State - 25)  
Tackles for loss.....1.0 (at Boise State - 25)

### WILLIAM FOWLES

Receptions.....2 (USM - 25, Charlotte - 25)  
Receiving yards.....30 (Charlotte - 25)  
Long reception.....19 (Southern Miss - 25)

### ZYEIR GAMBLE

Tackles.....7 (Georgia State - 25, at Coastal - 24)  
Interceptions.....1 (Oregon State - 25, ODU - 24)

### DYLAN HASZ

Tackles.....7 (Southern Miss - 25)  
Forced fumbles.....1 (Charlotte - 25)

### ETHAN JOHNSON

Tackles.....9 (Coastal - 23)  
Interceptions.....1 (at JMU - 23)  
Forced fumbles.....1 (at ECU - 24)

### JJ KOHL

Passing Yards.....309 (Georgia State - 25)  
Completions.....21 (Georgia State - 25)  
Pass attempts.....32 (Georgia State - 25)  
Touchdowns.....4 (Georgia State - 25)  
Long completion.....68 (Oregon State - 25)  
Rushing TDs.....1 (Oregon State - 25)

### DAVID LARKINS

Receptions.....3 (ECU - 23, Charlotte - 25)  
Receiving yards.....40 (Georgia State - 25)  
TD receptions.....1 (Multiple times)  
Long reception.....23 (Georgia State - 25)

### JAQUARI LEWIS

Rushes.....14 (Georgia State - 25)  
Rushing yards.....57 (Georgia State - 25)  
Rushing TDs.....1 (Multiple times)  
Long rush.....17 (Oregon State - 25)

### BRAYSHAWN LITTLEJOHN

Tackles.....7 (Georgia State - 25)  
Sacks.....1.0 (Lindenwood - 25, at Boise State - 25)  
Tackles for loss.....1.5 (Lindenwood - 25)

### DYLAN MANUEL

Tackles.....6 (at Boise State - 25)  
Sacks.....1.0 (Lindenwood - 25)  
Tackles for loss.....2.0 (Lindenwood - 25)

### ELIJAH MC-CANTOS

Tackles.....6 (Georgia State - 25, Oregon State - 25)  
Interceptions.....1 (Lindenwood - 25)

### COLTON PHARES

Tackles.....10 (Oregon State - 25)  
Tackles for loss.....3.0 (Southern Miss - 25)  
Interceptions.....1 (Ga. State - 25, Oregon State - 25)

### RONDO PORTER

Tackles.....5 (at Boise State - 25)  
Tackles for loss.....1.0 (Oregon St. - 25, Charlotte - 25)  
Sacks.....1.0 (Oregon State - 25)

### IAN RATLIFF

Long punt.....54 (at Boise State - 25)  
Inside 20.....2 (Charlotte - 25)

### CALEB SANDSTROM

Sacks.....1.5 (Lindenwood - 25)  
Tackles for loss.....1.5 (Lindenwood - 25)

### DALTON STROMAN

Receptions.....8 (Charlotte - 25)  
Receiving yards.....142 (Lindenwood - 25)  
Long reception.....77 (at Georgia State - 23)  
Touchdowns.....2 (at Marshall - 24)

### AJ SWANN

Passing Yards.....368 (Charlotte - 25)  
Passing TDs.....3 (Charlotte - 25)  
Completions.....31 (Charlotte - 25)  
Pass attempts.....46 (Charlotte - 25)  
Long completion.....72 (Lindenwood - 25)

## CAREER HIGHS (PRE-APP STATE)

### JADEN BARNES (AUSTIN PEAY)

Receptions.....12 (North Alabama - 24)  
Receiving yards.....241 (North Alabama - 24)  
Long reception.....84 (ETSU - 23)  
Touchdowns.....3 (North Alabama - 24)

### IZAYAH CUMMINGS (KENTUCKY/LOUISVILLE)

Receptions.....4 (Tennessee - 22)  
Receiving yards.....75 (Tennessee - 22)  
Long reception.....55 (Louisville - 23)  
Touchdowns.....1 (Multiple times)

### RASHOD DUBINION (ARKANSAS)

Rushes.....20 (Kansas - 22)  
Rushing yards.....112 (La Tech - 24; Kansas - 22)  
Rushing TDs.....2 (Auburn - 22; Kansas - 22)  
Long rush.....26 (Kansas - 22)  
Receptions.....5 (Mississippi State - 23)  
Receiving Yards.....40 (BYU - 22)  
Receiving TDs.....1 (BYU - 22, Alabama - 23)  
Long reception.....29 (Cincinnati - 22)

### KHALIFA KEITH (TENNESSEE)

Rushes.....10 (UTC - 24)  
Rushing yards.....42 (UTC - 24)  
Rushing TDs.....1 (UTC - 24)  
Long rush.....23 (UTEP - 24)

### JJ KOHL (IOWA STATE)

Passing Yards.....14 (Oklahoma - 23)  
Completions.....4 (UNI - 23, Oklahoma - 23)  
Pass attempts.....5 (UNI - 23)  
Long completion.....8 (Oklahoma - 23)

### BRAYSHAWN LITTLEJOHN (MISSOURI)

Tackles.....3 (Buffalo - 24)

### DYLAN MANUEL (CHARLESTON SOUTHERN)

Tackles.....3 (Florida State - 24, EIU - 24)  
Sacks.....1.0 (Tenn Tech - 24, EIU - 24)  
Tackles for loss.....3.0 (EIU - 24)

### IAN RATLIFF (TEXAS)

Long punt.....52 (Georgia - 24)

### AJ SWANN (VANDERBILT/LSU)

Passing Yards.....335 for Vandy (UNLV - 23)  
Passing TDs.....4 for Vandy (NIU - 22)  
Completions.....27 for Vandy (Ole Miss - 22)  
Pass attempts.....40 for Vandy (Kentucky - 23)  
Long completion.....66 for Vandy (South Carolina - 22)

### JAELIN WILLIS (KEISER/LENOIR-RHYNE)

Tackles.....14 (2 times for Keiser, vs. Wingate for LR)  
Sacks.....2.0 (vs. Mars Hill for LR)  
TFLs.....3.0 (vs. STT for Keiser, Mars Hill for LR)  
Forced fumbles.....2 (twice at Keiser)

# SINGLE-GAME HIGHS

## RUSHING YARDS

317	Cameron Peoples	N. Texas (bowl)	2020
313	Armanti Edwards	Richmond	2007
291	Armanti Edwards	The Citadel	2007
267	Ritchie Melchor	Chattanooga	1989
264	DeAndre Presley	Western Illinois	2010
259	Jack Groce	Newberry	1951
257	Jalin Moore	Akron	2016
250	Marcus Cox	Georgia State	2014
245	Steven Miller	Western Carolina	2012
245	John Settle	Furman	1986
244	Jalin Moore	Idaho	2015
244	Shirley Gabriel	Emory & Henry	1953
242	David Neeld	Carson-Newman	1970
241	Jalin Moore	New Mexico State	2017
239	Jalin Moore	Georgia State	2017
239	John Settle	Western Carolina	1985

## RUSHING TOUCHDOWNS

5	Cameron Peoples	N. Texas (bowl)	2020
5	John Settle	Davidson	1986

## LONGEST RUSHES

98	Clayton Deskins	Bluefield State	1971
90	Emmitt Hamilton	Marshall	1977
89	DeAndre Presley	Western Illinois	2010
88	John Settle	Furman	1986
87	Darrynton Evans	Charlotte	2019
86	John Settle	The Citadel	1985
86	Hal Queen	Catawba	1969
85	Emmitt Hamilton	South Carolina	1977
84	Ricky Fergerson	Georgia State	2014
84	Devin Radford	Furman	2008
81	Jalin Moore	Gardner-Webb	2018
81	Karim Razzak	Western Carolina	1999

## TOUCHDOWN PASSES

6	Chase Brice	North Carolina	2022
5	Taylor Lamb	Savannah State	2017
5	DeAndre Presley	The Citadel	2010
5	Armanti Edwards	Wofford	2008
5	Richie Williams	N'Western St.	2004
5	Pat Murphy	Wofford	1968
5	Pat Murphy	Presbyterian	1967
4	JJ Kohl	Georgia State	2025
4	Joey Aguilar	ODU	2024
4	Joey Aguilar	Ga. Southern	2023
4	Joey Aguilar	Southern Miss	2023
4	Joey Aguilar	Gardner-Webb	2023
4	Chase Brice	Robert Morris	2022
4	Chase Brice	The Citadel	2022
4	Chase Brice	WKU (bowl)	2021
4	Chase Brice	ULM	2021
4	Zac Thomas	Troy	2020
4	Zac Thomas	Arkansas State	2020
4	Zac Thomas	Troy	2019
4	Zac Thomas	Georgia State	2019
4	Taylor Lamb	ULM	2017
4	Taylor Lamb	Louisiana	2017
4	Taylor Lamb	Texas State	2016
4	Taylor Lamb	Old Dominion	2015
4	Taylor Lamb	Arkansas State	2015
4	Jamal Londry-Jackson	Elon	2012
4	Jamal Londry-Jackson	Elon	2011
4	DeAndre Presley	Jacksonville	2010
4	Armanti Edwards	S.C. State	2008
4	Armanti Edwards	The Citadel	2008
4	Richie Williams	Chattanooga	2004
4	Richie Williams	E. Kentucky	2004
4	Richie Williams	Elon	2003
4	Joe Burchette	VMI	2002
4	Joe Burchette	W. Carolina	2000

## PASSING YARDS (QB, Completions-Attempts)

433	Armanti Edwards (29-41)	S.C. State	2008
427	Taylor Lamb (23-39)	C. Carolina	2017
424	Joey Aguilar (32-47)	ECU	2024
415	Armanti Edwards (27-34)	Wofford	2009
413	Richie Williams (40-45)	Furman	2004
410	Richie Williams (21-37)	Chattanooga	2004
408	Richie Williams (29-43)	Elon	2004
408	Steve Brown (26-38)	E. Tenn. State	1980
405	Richie Williams (31-40)	Wofford	2004
397	Taylor Lamb (20-31)	Liberty	2014

## PASS COMPLETIONS (QB, Attempts)

40	Chase Brice (53 att.)	Texas State	2022
40	Richie Williams (45 att.)	Furman	2004
37	Bake Baker (57 att.)	Liberty	1997
33	Kameron Bryant (43 att.)	Wofford	2013
33	J. Londry-Jackson (45 att.)	Illinois State	2012
32	Joey Aguilar (47 att.)	ECU	2024
32	J. Londry-Jackson (46 att.)	Furman	2012
31	<b>AJ Swann (46 att.)</b>	<b>Charlotte</b>	<b>2025</b>
31	DeAndre Presley (56 att.)	Villanova	2010
31	Richie Williams (40 att.)	Wofford	2004
29	J. Londry-Jackson (46 att.)	Wofford	2012
29	J. Londry-Jackson (44 att.)	Furman	2011
29	Armanti Edwards (41 att.)	S.C. State	2008
29	Richie Williams (43 att.)	Elon	2004
29	Joe Burchette (45 att.)	The Citadel	2002
29	Bake Baker (50 att.)	Clemson	1997

## LONGEST RECEPTIONS (Receiver-Passer)

95*	Smith-Satterfield	W. Carolina	1994
90	Sutton-Thomas	Charlotte	2018
89	Fowlkes-Williams	N'Western St.	2004
89	Fowlkes-Williams	Chattanooga	2004
88	Fowlkes-Williams	Wofford	2003
85	Upshur-Joyce	James Madison	1983
84	Watkins-Lamb	Wake Forest	2017
83	Horn-Aguilar	ETSU	2024
83	Virgil-Lamb	C. Carolina	2017
83	Layton-Burchette	Chattanooga	2001
83	Reaves-Freeman	Gardner-Webb	1989
82	Ford-Price	East Carolina	1975
82	Camelo-Brown	Chattanooga	1979
80	Wells-Horn	The Citadel	2022
80	Wells-Brice	Georgia State	2021
80	Ray-Brown	VMI	1979
80	Jenkins-Joyce	The Citadel	1981
80	Albea-Jeremiah	W. Carolina	1999

\*non-scoring

## RECEPTIONS (Name, Yards)

17	DaVon Fowlkes	280	Elon	2004
15	DaVon Fowlkes	202	Wofford	2004
14	DaVon Fowlkes	148	Furman	2004
14	Rick Beasley	136	Marshall	1979
13	Sean Price	167	Illinois State	2012
13	Bob Agle	180	E. & Henry	1968
12	Andrew Peacock	90	Georgia	2013
12	DaVon Fowlkes	236	Chattanooga	2004
12	Gerard Hardy	123	Liberty	1997

## TOUCHDOWN RECEPTIONS

4	Thomas Hennigan	Louisiana	2017
4	DaVon Fowlkes	N'Western St.	2004
4	Bob Agle	Wofford	1968

## RECEIVING YARDS (Name, Catches)

280	DaVon Fowlkes	17	Elon	2004
261	Bob Agle	10	Wofford	1968
236	DaVon Fowlkes	12	Chattanooga	2004
231	Sean Price	7	Ga. Southern	2012
231	Rick Beasley	9	James Madison	1980
220	Rick Beasley	9	E. Tenn. State	1980
206	Malik Williams	10	Coastal Carolina	2021
202	DaVon Fowlkes	15	Wofford	2004
195	William Mayfield	7	Chattanooga	2006
191	DaVon Fowlkes	8	N'Western St.	2004

## INTERCEPTIONS

3	Steven Jones Jr.	Arkansas State	2021
3	Clifton Duck	NMSU	2017
3	Tae Hayes	NMSU	2017
3	Mark LeGree	Wofford	2008
3	Larry McKenzie	Davidson	1973

## LONGEST INTERCEPTION RETURN

100	Trey Cobb	South Alabama	2021
100	Rico Mack	James Madison	1990
100	John Hollar	W. Carolina	1947
100	John Hollar	Elon	1946
97	Doug Middleton	N.C. A&T	2011
91	Latrell Gibbs	Wyoming	2015
90	T.D. Roof	Elon	2021
82	Wes Hunter	Chattanooga	1999
78	Justin Wozeah	S. Illinois	2005
77	Quinton McKinney	Furman	1974
75	Jon Duncan	Edinboro	1995
71	A.J. Howard	Troy	2016
70	Brandon Grier	Chattanooga	2012
70	Titus Howard	Elon	2005
70	Larry McKenzie	Davidson	1973

## LONGEST KICKOFF RETURN

100	Jalen Virgil	Miami	2021
100	Jalen Virgil	Ga. Southern	2020
100	Darrynton Evans	Penn State	2018
100	Keith Nash	Lenoir-Rhyne	1968
99	Tony Washington	Wofford	2012
97	Jalen Virgil	Ga. Southern	2021
97*	Darrynton Evans	Louisiana (SBCH)	2018
96	Milan Tucker	Marshall	2022
96*	Don Blue	Liberty	1994
95	CoCo Hillary	Wofford	2007
95	Jimmy Watkins	Wofford	2000
94	Darrynton Evans	Toledo	2016
92	Derek Jenkins	Furman	1981
91	Jimmy Watkins	The Citadel	2000
90	Clayton Deskins	Guilford	1968

\*non-scoring

## LONGEST PUNT RETURN

100	Aubrey Elam	Lenoir-Rhyne	1955
87	DaVon Fowlkes	Marshall	2002
86	Dexter Jackson	Gardner-Webb	2006
82	Anthony Smith	E. Tenn. State	1989
81	Jack Fine	Carson-Newman	1965
81	Anthony Smith	Wake Forest	1992

## LAST TIME IT HAPPENED

TEAM STATS	APP STATE	OPPONENT
Scored 40-49 Points	10/11/25, at Georgia State (41)	9/27/25, at Boise State (47)
Scored 50-59 Points	11/25/23, Georgia Southern (55)	10/5/24, at Marshall (52)
Scored 60-69 Points	9/3/22, vs. North Carolina (61)	9/7/24, at Clemson (66)
Scored 70-79 Points	9/22/18, Gardner-Webb (72)	10/7/78, Chattanooga (72)
Recorded a Safety	10/26/24, Georgia State (Ahmani Marshall blocked punt)	10/4/25, Oregon State
Recorded a Shutout	10/1/22, The Citadel (49-0)	11/5/05, LSU (24-0)
Rushed for 400+ Yards	10/19/22, Georgia State (404)	9/25/14, Georgia Southern (408)
Rushed for 300-399 Yards	11/26/22, at Georgia Southern (376)	9/19/24, South Alabama (320)
Rushed for Less Than 50 Yards	11/18/23, at JMU (48)	9/6/25, Lindenwood (-1)
Passed for 400+ Yards	8/29/25, vs. Charlotte (404)	9/7/24, at Clemson (460)
Passed for 300-399 Yards	10/11/25, at Georgia State (311)	10/11/25, at Georgia State (303)
Passed for Less Than 50 Yards	12/4/10, Western Illinois (47)	12/16/23, Miami U. in Cure Bowl (44)
Gained 500+ Yards Total Offense	9/6/25, vs. Lindenwood (503)	9/7/24, at Clemson (712)
Gained Less Than 100 Yards Total Offense	9/7/91, Clemson (84)	11/1/14, Georgia State (62)
Recorded 25 or More First Downs	9/13/25, at Southern Miss (27)	10/4/25, Oregon State (27)
Was Penalized 100 Yards	10/5/24, at Marshall (15-158)	10/10/23, Coastal Carolina (9-for-108)
Committed No Penalties	11/23/24, James Madison	Records incomplete
Defense Intercepted Three Passes	11/25/23, Georgia Southern (3)	9/27/25, at Boise State (3)
Overcame Halftime Deficit to Win	11/2/24, vs. ODU (Trailed 17-14 before winning 28-20)	9/23/23, at Wyoming (App State led 12-7 at half, Wyoming won 22-19)
Trailed After Three Quarters, Rallied to Win	10/28/23, vs. Southern Miss (Trailed 31-28 before winning 48-38)	10/21/23, at ODU (Trailed 21-20 before winning 28-21)
Won Game On TD on Final Play	11/18/23, at JMU (Joey Aguilar 8-yard pass to Kaedin Robinson in OT)	11/26/22, Georgia Southern (Kyle Vantrease 25-yard pass to Ezra Archie in 2nd OT)
Won Game On FG To End Regulation	9/30/23, at ULM (Michael Hughes 54-yard FG as time expired)	10/10/23, Coastal Carolina (Kade Hensley 24-yard FG as time expired)
Won Game on Final Defensive Play	10/12/02, Furman (Josh Jeffries PAT Interception, Derrick Black 96-Yd Return)	Never Accomplished

INDIVIDUAL STATS	APP STATE	OPPONENT
75+ Yard Run	12/21/20, Camerun Peoples vs. North Texas, MB Bowl (76)	9/7/24, Phil Mafah, Clemson (83)
100-199 Yards Rushing, Game	9/27/25, Rashod Dubinion at Boise State (113)	11/30/24, Jalen White, Georgia Southern (125)
Two Players 100+ Rush Yards	11/6/21, Nate Noel (122), Camerun Peoples (116), at A-State	9/19/24, Fluff Bothwell (116), Gio Lopez (105), So. Alabama
200+ Yards Rushing, Game	12/21/20, Camerun Peoples vs. North Texas, MB Bowl (317)	12/2/23, Kimani Vidal, Troy (233)
Three Rushing TDs, Game	11/26/22, Nate Noel vs. Georgia Southern (3)	11/30/24, Jalen White, Georgia Southern (3)
Four Rushing TDs, Game	9/26/20, Daetrich Harrington vs. Campbell (4)	10/2/04, Terrell Harris, Texas State (4)
Five Rushing TDs, Game	12/21/20, Camerun Peoples vs. North Texas, MB Bowl (5)	12/2/23, Kimani Vidal, Troy (5)
80+ Yard Pass Completion	8/31/24, Joey Aguilar to Christan Horn, ETSU (83)	9/26/20, Wiley Hartley to Austin Hite, Campbell (87)
300+ Yards Passing, Game	10/11/25, JJ Kohl, at Georgia State (309)	10/4/25, Maalik Murphy, Oregon State (358)
Four TD Passes, Game	10/11/25, JJ Kohl, at Georgia State (4)	9/30/23, Jiya Wright, at ULM (4)
Five TD Passes, Game	9/9/2017, Taylor Lamb vs. Savannah State (5)	9/7/24, Cade Klubnik, Clemson (5)
Six TD Passes, Game	9/3/22, Chase Brice vs. North Carolina (6)	12/18/21, Bailey Zappe, WKU, Boca Bowl (6)
Scored Five TDs, Game	12/21/20, Camerun Peoples vs. North Texas, MB Bowl (5)	10/13/84, Robert Surratt, Marshall (5)
10 Receptions, Game	9/30/23, Kaedin Robinson at ULM (10)	10/4/25, Trent Walker, Oregon State (13)
100-149 Receiving Yards, Game	10/4/25, Davion Dozier, vs. Oregon State (140)	10/11/25, Ted Hurst, at Georgia Sate (105)
150+ Receiving Yards, Game	11/30/24, Makai Jackson at Georgia Southern (157)	10/4/25, Trent Walker, Oregon State (179)
Two Players with 100+ Receiving Yards	9/14/24, Kaedin Robinson (129), Christan Horn (108) at ECU	9/7/24, Bryant Wesco (130) & Jake Briningstool (100), Clemson
Three Receiving TDs, Game	11/16/19, Corey Sutton vs. Georgia State (3)	9/30/23, Tyrone Howell at ULM (3)
Three Sacks, Game	9/18/21, D'Marco Jackson vs. Elon (3)	9/13/25, J'Mond Tapp, at Southern Miss (3)
50+ Yard Field Goal	9/30/23, Michael Hughes at ULM (54)	11/23/24, Noe Ruelas, JMU (52)
Made Three Or More Field Goals, Game	9/23/23, Michael Hughes at Wyoming (4)	10/2/21, Noel Ruiz, Georgia State (3)
70+ Yard Punt	10/17/09, Sam Martin at Wofford (74)	11/24/18, Tyler Sumpter, Troy (75, 70)
Returned Kickoff for TD	11/12/22, Milan Tucker vs. Marshall (96)	11/25/23, DeAndre Buchannon, Georgia Southern (100)
Returned Punt for TD	9/22/18, Clifton Duck vs. Gardner-Webb (62)	11/15/14, Blaise Taylor, Arkansas State (38)
Returned Blocked Punt for TD	11/23/24, Michael Hetzel vs. JMU (9)	11/12/22, Dainsus Miller, Marshall (0)
Blocked a Punt	11/23/24, Cahari Haynes vs. JMU	12/12/22, Shadeed Ahmad, Marshall
Returned Interception for TD	9/30/23, Tyrek Funderburk at ULM (23)	9/27/25, A'Marion McCoy (26)/Boen Phelps (33), at Boise State
Returned Fumble for TD	12/21/19, Trey Cobb vs. UAB (24)	12/2/23, Don Callis, Troy (10)
Blocked a Field Goal	10/11/25, DeNigel Cooper, at Georgia State	9/23/23, DeVonne Harris, at Wyoming
Returned Blocked FG for TD	10/28/06, Corey Lynch vs. Furman (79)	9/23/23, Jakorey Hawkins, at Wyoming (62)
PAT Returned for Two Points	11/13/10, Troy Sanders vs. Wofford	11/25/00, Chris Archie, Troy