

APPSTATESPORTS.COM  
App State or app-uh-LATCH-in State

X @APPSTATESPORTS  
X @APPSTATE\_FB

f @APPSTATESPORTS  
f @APPSTATEFOOTBALL

IG @APPSTATESPORTS  
IG @APPSTATE\_FB

#GOAPP  
#BEATSOUTHAL

2016, 2017, 2018, 2019 SUN BELT CHAMPS | 2015, 2016 CAMELLIA BOWL CHAMPS | 2017 DOLLAR GENERAL BOWL CHAMPS | 2018, 2019 NEW ORLEANS BOWL CHAMPS  
2020 MYRTLE BEACH BOWL CHAMPS | 2023 CURE BOWL CHAMPS | 2005, 2006, 2007 NATIONAL CHAMPS | 12-TIME SOCON CHAMPS | 6-TIME NORTH STATE CHAMPS



Matt Barrie, Play-By-Play  
Dan Mullen, Analyst  
Harry Lyles Jr., Sideline

**APPALACHIAN SPORTS NETWORK**



Adam Witten, Play-By-Play  
Brandon Turner, Analyst  
Matt Present, Sideline

**Radio affiliates:** FLAGSHIP 97.3 FM (North Wilkesboro), 1060 AM/97.3 FM, & 1030 AM/99.1 FM (Charlotte), 96.3 FM (Greensboro), 96.3 FM (Winston-Salem), 1350 AM/96.1 FM (Asheville), 790 AM/93.7 FM (Johnson City), 1450 AM/107.7 FM (Hendersonville), 1250 AM/103.9 FM (Marion)

Listen on **The Varsity Network** at [appstatesports.com](http://appstatesports.com) or on **SiriusXM 380 (Radio)/970 (App)**



App State  
**MOUNTAINEERS**  
(2-1, 0-0 Sun Belt)

**Coach: Shawn Clark**  
Career: 37-19/5th full year  
At App State: Same

## GAME 4

**Date:** Thursday, Sept. 19, 2024

**Time:** 7:30 p.m.

**TV:** ESPN

**Location:** Boone, N.C.

**Venue:** Kidd Brewer Stadium

**Series:** App State leads 4-1

**Last meeting (2021):** W, 31-7 in Boone

**2019:** W, 30-3 in Mobile

**2018:** W, 52-7 in Boone

**2015:** W, 34-27 in Mobile

**2014:** L, 47-21 in Boone



South Alabama  
**JAGUARS**  
(1-2, 0-0 Sun Belt)





**Coach: Major Applewhite**  
Career: 16-13/3rd full year  
At So. Alabama: 1-2/1st year

## APP STATE COACHING STAFF

**On the sideline:**

Shawn Clark, Head coach	Eric McDaniel, DL
Scot Sloan, DC/Safeties	Lance Ware, TEs
Mike Cummings, OL	Rod West, Pass Coord./CBs
Travis Cunningham, ILBs	
Lawrence Dawsey, WRs	<b>In the booth:</b>
Brian Haines, RBs/SPT	AJ Howard, OLBs/Stars
	Frank Ponce, OC/QBs

## APP STATE'S STATISTICAL LEADERS

 <b>PASSING</b> Joey Aguilar   #4   Sr.   Antioch, Calif. 2024: 72-for-124 passing, 964 yards, 5 TDs, 2 rush TDs	 <b>RUSHING</b> Anderson Castle   #1   5YR R-Jr.   Boone, N.C. 2024: 33 carries, 148 yards, 1 TD, 8 catches
 <b>RECEIVING</b> Kaedin Robinson   #2   6YR R-Sr.   Asheville, N.C. 2024: 18 catches, 290 yards	 <b>DEFENSE</b> Caden Sullivan   #26   R-Jr.   Spartanburg, S.C. 2024: 20 tackles

	<b>ETSU</b> BOONE, N.C.	<b>Saturday, Aug. 31</b> W, 38-10 ESPN+
	<b>at #22 Clemson</b> Clemson, S.C.	<b>Saturday, Sept. 7</b> L, 66-20 ACCN
	<b>at East Carolina</b> Greenville, N.C.	<b>Saturday, Sept. 14</b> W, 21-19 ESPNU
	<b>SOUTH ALABAMA*</b> BOONE, N.C.	<b>Thursday, Sept. 19</b> 7:30 p.m. ESPN
	<b>LIBERTY</b> BOONE, N.C.	<b>Saturday, Sept. 28</b> 3:30 p.m. ESPN+
	<b>at Marshall*</b> Huntington, W.Va.	<b>Saturday, Oct. 5</b> TBA TBA
	<b>at Louisiana*</b> Lafayette, La.	<b>Saturday, Oct. 12</b> TBA TBA
	<b>GEORGIA STATE*</b> BOONE, N.C.	<b>Saturday, Oct. 26</b> TBA TBA
	<b>OLD DOMINION*</b> BOONE, N.C.	<b>Saturday, Nov. 2</b> TBA TBA
	<b>at Coastal Carolina*</b> Conway, S.C.	<b>Thursday, Nov. 7</b> 8 p.m. TBA
	<b>JAMES MADISON*</b> BOONE, N.C.	<b>Saturday, Nov. 23</b> TBA TBA
	<b>at Georgia Southern*</b> Statesboro, Ga.	<b>Saturday, Nov. 30</b> TBA TBA
	<b>SBC Championship</b> East champ vs. West	<b>Saturday, Dec. 7</b> 7:30 p.m. ET ESPN

## TOP STORYLINES

- Facing South Alabama to open league play, App State is 9-1 in Sun Belt openers, with nine straight wins since a 2014 loss in the Mountaineers' first FBS season. They have won their last two Sun Belt openers on the final play, using a Hail Mary TD catch by **Christan Horn** to beat Troy on the same day ESPN's College GameDay aired from Boone in 2022 and then getting **Michael Hughes'** 54-yard field goal as time expired in a 41-40 victory at ULM in 2023.
- Last month, Kidd Brewer Stadium was listed at No. 23 overall on ESPN's list of top 25 college football stadiums in the country. Thirteen of the top 16 crowds in stadium history have occurred since the start of 2022, and all 14 home crowds in that stretch have eclipsed 30,000. The Mountaineers led all FBS schools in percentage of stadium capacity filled (115.8%) last season.
- App State opened the 2024 season against FCS-level ETSU in a sold-out Kidd Brewer Stadium and drew the third-biggest crowd in stadium history (36,232). In May, season tickets sold out for the third straight year for a program that set Sun Belt season attendance records in 2021, 2022 and 2023.
- App State's last four midweek home games have drawn crowds of 34,252 (vs. Coastal Carolina on a Tuesday in 2023), 31,757 (vs. Georgia State on a Wednesday in 2022), 31,061 (vs. Coastal Carolina on a Wednesday in 2021) and 28,377 (vs. Marshall on a Thursday in 2021).
- App State has a 96-31 record since starting 1-5 in its 2014 FBS debut. The only teams with more wins than the Mountaineers' 97 since their transition are Alabama (130), Clemson (120), Ohio State (117), Georgia (117) and Oklahoma (105). App State's winning percentage of .774 (65-19) vs. league opponents since 2014 ranks seventh nationally.
- Under head coach **Shawn Clark**, App State is one of five G5 programs (and 14 FBS programs) with at least three nine-win seasons since the start of 2020.
- With 964 passing yards and five TD passes so far this year, including a career-high 424 yards at ECU, **Joey Aguilar** is the nation's only returning FBS QB who had 33-plus TD passes and 3,700-plus passing yards in 2023. His 15 TD passes to either tie a game or give his team a lead led the country in 2023, and he has two more of those TD passes through three games in 2024.
- Falling behind 16-0 after one quarter at ECU, App State posted its largest comeback win since a Sun Belt game at Idaho in 2017, when the Mountaineers overcame a 20-0 deficit to win 23-20.

**STRATEGIC COMMUNICATIONS**



**JOEY JONES**  
Sr. Associate Athletics Director  
Primary Football Contact  
Email: jonesj7@appstate.edu  
Cell phone: 828-964-7183



**BRET STRELOW**  
Assistant A.D. for Strat. Comm.  
Secondary Football Contact  
Email: strelowb@appstate.edu  
Cell phone: 828-963-3069

**KATHERINE JAMTGAARD**  
Email: jamtgaardka@appstate.edu

**JACOB PLECKER**  
Email: pleckerjw@appstate.edu

**MATT PRESENT**  
Email: presentm@appstate.edu

**LAYNE MCNARY**  
Email: mcnaryl@appstate.edu

**Mailing Address**  
App State Strategic Communications  
425 Jack Branch Drive  
Boone, NC 28608

**APP STATE MEDIA SCHEDULE**

SUNDAY	MONDAY	TUESDAY	WEDNESDAY	THURSDAY	FRIDAY
• Practice closed (No interviews)	• Sun Belt teleconference for Coach Clark at 11:30 a.m.  • Morning press conference with Coach Clark at 11:45 a.m.  • Practice open (Select interviews after practice)	• Practice closed (No interviews)	• Practice closed (No interviews)	• Game Day	• Practice closed (No interviews)

**WHEN REFERENCING APP STATE, PLEASE USE:**

- App State
- Appalachian State University
- Mountaineers
- Pronunciation: app-uh-LATCH-in

**PLEASE DO NOT USE:**

- ASU
- Appy State
- Appy
- AppState
- App. State
- Pronunciation: app-uh-LAY-chin

**APP STATE OFFICIAL MARKS**



**MEDIA POLICIES/INFORMATION**

During a standard week with a Saturday game, App State will have Monday, Tuesday and Wednesday media availabilities.

Head coach Shawn Clark's appearances on the weekly Sun Belt coaches Zoom sessions are Mondays from 11:30 a.m. ET until approximately 11:37 a.m.

After his appearance on the Sun Belt Zoom session, Clark will be available for an interview with in-person media members. He will be followed by interviews with select student-athletes (contingent on their availability). Media members interested in participating should contact Joey or Bret by the end of the day Sunday to receive further information for that week's interviews.

During standard weeks, Tuesday and Wednesday practices will be open to approved media members.

If you plan to attend one or both open practices, communicate those plans and submit specific interview requests to Joey or Bret by 9 a.m. on Tuesday (for Tuesday's practice) and 9 a.m. on Wednesday (for Wednesday's practice). If you have more than one person from your organization planning to attend, the name of each attendee needs to be shared in advance.

Practices are closed to the public.

Media attending practice are forbidden from reporting (e.g. tweeting, blogging, etc.) on anything until after the post-practice interviews have been conducted. This includes media who leave practice early.

No videos or photos can be taken during practice without prior permission from the App State strategic communications office.

**WEEKLY SUN BELT ZOOM SESSIONS**

- 11:30 a.m. – Shawn Clark, App State
- 11:37 a.m. – Tim Beck, Coastal Carolina
- 11:44 a.m. – Bob Chesney, James Madison
- 11:51 a.m. – GJ Kinne, Texas State
- 11:58 a.m. – Clay Helton, Georgia Southern
- 12:05 p.m. – Bryant Vincent,, ULM
- 12:12 p.m. – Gerad Parker, Troy
- 12:19 p.m. – Michael Desormeaux, Louisiana
- 12:26 p.m. – Will Hall, Southern Miss
- 12:33 p.m. – Dell McGee, Georgia State
- 12:40 p.m. – Butch Jones, Arkansas State
- 12:47 p.m. – Ricky Rahne, Old Dominion
- 12:54 p.m. – Charles Huff, Marshall
- 1:01 p.m. – Major Applewhite, South Alabama

• To participate, contact Joey Jones or Bret Strelow for information on how to access the Zoom link.

**HOME GAME CREDENTIALS/MEDIA**

Requests will be made on a game-by-game basis and can be accessed by filling out the form at [www.appstatesports.com/2024FBCredentials](http://www.appstatesports.com/2024FBCredentials)

App State Strategic Communications reserves the right to deny any request for a credential. The number of requests, coupled with the amount of press box and sideline space available to media members, will factor into credential approvals for each game.

Parking is not guaranteed with a credential, but App State Strategic Communications will do its best to provide at least one game day parking spot for each credentialed media outlet.

Head coach Shawn Clark and select players will be made available for a postgame press conference on the third floor of the north end zone facility. Media members can attend by entering the front/street-side entrance of the north end zone facility and taking the elevator to the team room on the third floor.

On game days, please communicate with the visiting team's communications staff on the second row of the press box for info on their interview procedures.

**MOST WINS SINCE 2014 (FBS DEBUT)**

1. Alabama	130-14 (.903)
2. Clemson	120-21 (.851)
3. Ohio State	117-15 (.886)
4. Georgia	117-22 (.842)
5. Oklahoma	105-29 (.784)
T6. Notre Dame	97-34 (.741)
<b>T6. App State</b>	<b>97-36 (.729)</b>

**MOST WINS SINCE 2014 (G5)**

<b>1. App State</b>	<b>97-36 (.729)</b>
2. Boise State	95-35 (.731)
3. Memphis	91-41 (.689)

**MOST WINS SINCE 2015 (FULL FBS)**

1. Alabama	118-12 (.908)
2. Clemson	110-18 (.859)
3. Georgia	107-19 (.849)
4. Ohio State	103-14 (.880)
5. Oklahoma	97-24 (.802)
6. Michigan	91-26 (.778)
<b>7. App State</b>	<b>90-31 (.744)</b>
8. Notre Dame	89-29 (.754)

**MOST WINS SINCE 2015 (G5)**

<b>1. App State</b>	<b>90-31 (.744)</b>
2. Boise State	83-33 (.716)
3. Memphis	81-38 (.681)

**BEST LEAGUE WIN% (FBS SINCE 2014)**

1. Ohio State (Big Ten)	82-7 (.921)
2. Alabama (SEC)	82-9 (.901)
3. Clemson (ACC)	77-11 (.875)
4. Boise State (MWC)	68-16 (.810)
5. Georgia (SEC)	71-19 (.789)
6. Oklahoma (Big 12)	73-20 (.785)
<b>7. App State (Sun Belt)</b>	<b>65-19 (.774)</b>

**BEST HOME WIN % SINCE 2014**

1. Alabama	67-3 (.957)
2. Clemson	66-3 (.957)
3. Ohio State	63-5 (.927)
4. Georgia	57-6 (.905)
5. Oklahoma	56-8 (.875)
6. Oregon	56-9 (.862)
<b>7. App State</b>	<b>54-10 (.844)</b>

**SHUTOUTS SINCE 2014**

1. Alabama	13
2. Georgia	12
3. Wisconsin	10
T4. Clemson	8
T4. Penn State	8
<b>T6. App State</b>	<b>7</b>

**DEFENSIVE INTS SINCE 2015**

1. Iowa	145
2. San Diego State	143
<b>3. App State</b>	<b>140</b>

**MORE STORYLINES**

- **Shawn Clark's** team ranked 33rd nationally by returning 68 percent of its production from 2023. The roster had 34 scholarship newcomers entering 2024, including 15 from the transfer portal.
- The only FBS programs in the country with four conference championship game appearances in the last six seasons are App State, Alabama, Boise State, Clemson, Georgia, Oregon and Utah. The Mountaineers have won four Sun Belt titles overall, plus division titles in 2021 and 2023.
- **Shawn Clark** has led the Mountaineers to a win over a ranked opponent in each of the last three years: 30-27 over No. 14 Coastal Carolina in 2021, 17-14 over No. 6 Texas A&M in 2022 and 26-23 (OT) over No. 18 James Madison in 2023. App State is 3-3 in its last six games vs. ranked teams.
- **Armanti Edwards**, a record-setting and title-winning QB for the Mountaineers from 2006-09, is one of 22 members of the 2024 College Football Hall of Fame Class. The official induction ceremony will be held Dec. 10 during the 66th NFF Annual Awards Dinner in Las Vegas.
- App State was among the programs featured by EA Sports in the promotion of the College Football 25 video game, with WR **Kaedin Robinson** receiving extended exposure as a returner.
- Nine team captains have been named for the 2024 season: DE **Kevin Abrams-Verwayne**, QB **Joey Aguilar**, RB **Anderson Castle**, SAF **Jordan Favors**, STAR/SPT **Andre Hamilton**, ILB **Brendan Harrington**, WR **Christan Horn**, WR **Kaedin Robinson** and K **Michael Hughes**.
- App State is one of 32 FBS teams that returns the same head coach, offensive coordinator, defensive coordinator, starting quarterback and head strength coach from 2023.
- All four App State losses in the 2023 regular season were decided in the closing seconds (by a combined 19 points). Of the program's last 14 losses, 10 have been one-possession games.
- Under head coach **Shawn Clark**, App State is 18-1 when winning the turnover battle.
- App State led the Sun Belt with 14 alums on NFL rosters in 2023, and there are 13 football alums on current NFL rosters.

**OFFENSE**

- QB **Joey Aguilar**, four of the top five running backs and five of the top seven pass-catching targets returned from 2023 for an offense with one returning starter on the offensive line.
- For the first time since 2017, when **Frank Ponce** had a fourth straight year coaching quarterback **Taylor Lamb**, App State opened a season with the same starting quarterback and quarterbacks coach from the previous season. **Zac Thomas** played under Ponce in 2018, then had different coordinators in 2019 and 2020. **Chase Brice** played for different coordinators in 2021 (Ponce for his second stint in Boone) and 2022.
- In addition to his 33 TD passes in 2023, a total that ranked fifth nationally, QB **Joey Aguilar** also set school records of 3,757 passing yards and 4,002 yards of total offense in 2023. Replacing the injured starter in the first half of the 2023 opener, he threw a TD pass on his first FBS play by hitting **Kaedin Robinson** for a 32-yard score. Aguilar then threw an 83-yard TD pass to **Christan Horn** on the second offensive snap (and first pass) of 2024.
- At ECU, **Joey Aguilar** threw for a career-high 424 yards and two TDs, including a 36-yard, go-ahead score to **Makai Jackson** late in the third quarter. His 32 completions and 47 pass attempts were also career highs. The 424 passing yards set a record for a road performance by an App State QB and rank as the third-best total in program history, behind only the 433 yards from **Armanti Edwards** against South Carolina State in a 2008 playoff game and the 427 yards from **Taylor Lamb** against Coastal Carolina in 2017.
- **Kaedin Robinson** opened 2024 with eight catches for 103 yards after tying for the Sun Belt lead last year with 10 TD receptions while catching 67 passes for 905 yards — the most single-season receiving yards by an App State player in the FBS era. He had another 100-yard game with a career-high 129 yards on seven catches at ECU, giving him at least one catch in 27 consecutive games.
- TE **Eli Wilson** had a momentum-swinging, 34-yard TD catch in the 2024 opener and App State's first TD at ECU. He ranked in the top three among Sun Belt tight ends in catches (34), yards (350) and touchdown catches (five) in 2023.
- WR **Makai Jackson** has scored a TD in all three games. He scored on a 47-yard end-around in the opener, led the team with an FBS career-high six catches in the loss at Clemson (including a 17-yard TD) and scored the go-ahead TD at ECU during a six-catch, 86-yard performance.
- Returning from a 2023 preseason injury to play in the final six games of last year, RB **Anderson Castle** gained 80 yards on seven carries (only one after halftime) in the loss at Clemson and made his second career start at ECU. His 10-yard run allowed App State to run out the clock.

**DEFENSE**

- App State brought back a pair of returning starters on the line, at linebacker and in the secondary.
- A defense that recorded four sacks and recovered one fumble at ECU made another key stop when CB **Seth Robertson** intercepted a deep pass at the App State 31 and returned the ball 21 yards with the Mountaineers holding a two-point lead in the final five minutes.

**APP STATE-SOUTH ALABAMA SERIES**

Year	Date	Site	Result
2021	Nov. 13	H	W, 31-7
2019	Oct. 26	A	W, 30-3
2018	Sept. 29	H	W, 52-7
2015	Dec. 5	A	W, 34-27
2014	Oct. 4	H	L, 47-21

**2021 RECAP**

App State pulled away for a 31-7 win against South Alabama in front of 29,348 fans at Kidd Brewer Stadium.

Trey Cobb's second interception of the day, a 100-yard return for a touchdown, capped the scoring on a day when South Alabama was limited to 284 yards of offense.

App State went 3-for-3 on fourth-down attempts, including a Chase Brice touchdown run and a fourth-quarter touchdown throw to Thomas Hennigan.

**2019 RECAP**

After warming up in a downpour at Ladd-Peebles Stadium, App State shut down South Alabama's offense in a 30-3 victory.

The Mountaineers (7-0, 4-0) recorded three sacks as they limited the Jaguars to 139 yards of total offense — the second-smallest total against App State in a Sun Belt game.

Late in the third quarter, while holding a 23-0 lead on ESPNU, App State's defense had allowed just 43 yards on 32 plays.

**2018 RECAP**

App State took control with another first-half explosion, at one point scoring five consecutive touchdowns to claim a big lead in a 52-7 victory.

After the Jaguars responded to quarterback Zac Thomas' 54-yard touchdown run with a tying score midway through the first quarter, App State (3-1, 1-0) benefited from two Jalin Moore touchdown runs, another Thomas touchdown run and a pair of Thomas touchdown passes (to Corey Sutton and running back Marcus Williams Jr.) to take a 42-7 lead into halftime of its Sun Belt Conference opener.

**2015 RECAP**

App State earned its 10th win of the season with a heart-stopping 34-27 victory in a regular-season finale on the road.

App State squandered a 24-7 halftime lead, fell behind 27-24, tied the game on a 50-yard field goal and regained the lead on Jalin Moore's 18-yard touchdown run with 1:16 left. South Alabama returned the ensuing kickoff 46 yards. Four plays later, Tae Hayes broke up a fourth-and-3 pass.

**2014 RECAP**

App State fell into a 20-0 hole early in a 47-21 loss in their first FBS season.

- **Joshua Donald, Cahari Haynes, Montez Kelley and Santana Hopper** produced sacks vs. ECU, which had 110 yards of offense in the first quarter but managed 214 yards the rest of the way.
- In the 2024 opener, App State recorded three sacks over the final 18 minutes. OLB **Thomas Davis** accounted for 1.5 of them on back-to-back plays late in the third quarter, with help from DE **Kevin Abrams-Verwayne on one**, and ILB **Derrell Farrar** also had a sack. ILB **Kyle Arnholt** posted a team-high 10 tackles as the Mountaineers limited ETSU to 305 total yards, with 80 coming on their only touchdown of the day.
- ILB **Brendan Harrington** had six tackles, including one tackle for loss, in his inspiring return to the lineup vs. ETSU, then had six more tackles at Clemson and two at ECU. He has shown toughness and perseverance after suffering season-ending injuries early in the 2022 season (shoulder injury in the opener vs. UNC) and the 2023 season (knee injury in Week 2 vs. UNC).
- OLB **Nate Johnson** (Gaffney, S.C.) and DL **Santana Hopper** were named Freshman All-Americans last season, when Johnson tied for first nationally among true freshmen with 7.5 sacks and Hopper made a late-season surge while contributing 3.5 sacks among his 7.5 tackles for loss.
- **Nate Johnson** had a first-half sack at ECU erased by a targeting call, while **Santana Hopper** was named the national defensive player of the week by PFF College after forcing a fumble on a third-quarter sack and also stopping a run for no gain among his three tackles. PFF credited him with three QB pressures and gave him a 94.5 run-defense grade.
- Last year, safety **Jordan Favors** tied for the Sun Belt lead with four interceptions.

**SPECIAL TEAMS**

- All-America kicker **Michael Hughes** went 2-for-2 on field goals at ECU and is 5-for-5 this season to extend his streak of consecutive makes to 16, dating back to last season.
- Last year, **Michael Hughes** made 19 of 22 field goals, including a game-winning kick from 54 yards as time expired in a 41-40 victory at ULM. Since the start of the 2023 season, he has scored 206 points by going 33-for-39 on field goals (84.6 percent) and converting 113 extra points).
- In 2023, assistant **Brian Haines** had at least one special teams player receive All-America recognition for the third straight year, as **Michael Hughes** and multi-unit coverage stalwart **Jackson Greene** were both honored to join kick returner **Milan Tucker** (2022) and kicker **Chandler Staton** (2021).

**TOP 25 POLLS**

**AP TOP 25**

RK	TEAM	POINTS	W-L	LW
1.	Texas (35)	1540	3-0	2
2.	Georgia (23)	1518	3-0	1
3.	Ohio State (5)	1461	2-0	3
4.	Alabama	1358	3-0	4
5.	Ole Miss	1316	3-0	5
6.	Tennessee	1188	3-0	7
7.	Missouri	1127	3-0	6
8.	Miami (FL)	1094	3-0	10
9.	Oregon	1093	3-0	9
10.	Penn State	1050	2-0	8
11.	Southern Cal	1008	2-0	11
12.	Utah	912	3-0	12
13.	Kansas State	836	3-0	14
14.	Oklahoma State	742	3-0	13
15.	Oklahoma	649	3-0	15
16.	LSU	537	2-1	16
17.	Notre Dame	477	2-1	18
18.	Michigan	447	2-1	17
19.	Louisville	418	2-0	19
20.	Iowa State	354	2-0	21
21.	Clemson	291	1-1	22
22.	Nebraska	266	3-0	23
23.	Northern Illinois	151	2-0	25
24.	Illinois	137	3-0	NR
25.	Texas A&M	82	2-1	NR

**Others receiving votes:** Memphis 77, Boise St. 62, Syracuse 62, UNLV 54, Boston College 47, Washington St. 30, Arizona 15, Iowa 15, Indiana 13, California 11, Liberty 10, Toledo 9, UCF 6, South Carolina 3, North Carolina 3, Arizona St. 3, BYU 2, Pittsburgh 1.

**AFCA COACHES POLL**

RK	TEAM	POINTS	LW	REC
1	Georgia (42)	1,358	1	3-0
2	Texas (10)	1,301	3	3-0
3	Ohio State (3)	1,293	2	2-0
4	Alabama	1,193	4	3-0
5	Ole Miss	1,153	5	3-0
6	Oregon	1,019	6	3-0
7	Tennessee	1,009	9	3-0
8	Penn State	968	7	2-0
8	Missouri	968	8	3-0
10	Utah	834	10	3-0
11	Miami (Fla.)	831	12	3-0
12	Southern Cal	808	11	2-0
13	Oklahoma	697	13	3-0
14	Kansas State	662	15	3-0
15	Oklahoma State	642	14	3-0
16	LSU	466	17	2-1
17	Michigan	439	16	2-1
18	Notre Dame	404	19	2-1
19	Clemson	340	20	1-1
20	Louisville	333	21	2-0
21	Iowa State	235	23	2-0
22	Nebraska	204	24	3-0
23	Memphis	176	25	3-0
24	Texas A&M	85	NR	2-1
25	UNLV	78	NR	3-0

**Others receiving votes:** Illinois 75, Washington State 38, Arizona 37, Northern Illinois 34, Syracuse 32, UCF 27, Iowa 17, Pittsburgh 17, Boise State 17, Arizona State 15, North Carolina 14, NC State 12, California 10, Indiana 7, Liberty 6, Michigan State 6, Boston College 6, BYU 3, Washington 2, Toledo 1, James Madison 1, South Florida 1, San José State 1.

**2024 TRENDS**

<b>App State's Non-League Record ...</b>	
At Home	1-0
On the road	1-1
<b>App State's League Record ...</b>	
At Home	0-0
On the road	0-0
<b>App State's Record in Games ...</b>	
Decided by 1-3 points	1-0
4-7 points	0-0
8-10 points	0-0
11-19 points	0-0
20-29 points	1-0
30+ points	0-1
<b>App State's Record When Scoring ...</b>	
10-19 points	0-0
20-29 points	1-1
30+ points	1-0
<b>App State's Record When Allowing ...</b>	
10 or fewer points	1-0
11-19 points	1-0
20-29 points	0-0
30+ points	0-1
<b>App State's Record in Games ...</b>	
During the day	2-0
At night	0-1
Scoring first	1-0
Opponent scores first	1-1
Leading after 1st quarter	1-0
Trailing after 1st quarter	1-1
Tied after 1st quarter	0-0
Leading at halftime	1-0
Trailing at halftime	1-1
Tied at halftime	0-0
Leading after 3rd quarter	2-0
Trailing after 3rd quarter	0-1
Tied after 3rd quarter	0-0
100-yard rusher	0-0
100-yard receiver	2-0
300-yard passer	2-0
Winning turnover battle	0-0
Losing turnover battle	1-1
Turnover battle even	1-0

**OVERTIME RESULTS**

App State is 7-11 all-time in overtime games, including 2-6 at the FBS level. Fourteen of the 18 OT games have been played on the road.

Date	Opponent	Result
11/18/23	at #18 James Madison	W, 26-23 (OT)
9/9/23	at #17 North Carolina	L, 40-34 (2OT)
11/26/22	at Georgia Southern	L, 51-48 (2OT)
9/1/18	at #9 Penn State	L, 45-38 (OT)
10/28/17	at UMass	L, 30-27 (2OT)
9/1/16	at #9 Tennessee	L, 20-13 (OT)
10/31/15	Troy	W, 44-41 (3OT)
10/11/14	Liberty	L, 55-48 (OT)
10/5/13	at The Citadel	L, 31-28 (OT)
12/1/12	Illinois State	L, 38-37 (OT)
11/6/10	at Georgia Southern	L, 21-14 (OT)
10/3/09	at The Citadel	W, 30-27 (OT)
10/21/06	at Georgia Southern	W, 27-20 (2OT)
12/9/00	at Montana	L, 19-16 (OT)
10/3/98	at Wake Forest	W, 30-27 (OT)
11/26/94	at New Hampshire	W, 17-10 (OT)
11/19/94	VMI	L, 26-23 (OT)
10/19/91	at Furman	W, 26-23 (3OT)

**LEADING PLAYER GAMES/STARTS**

Player	Career NCAA	Career Starts
	Games	(In a Row)
Christian Johnstone	57	57 (17)
Christan Horn	51	29 (8)
Seth Robertson	48	15 FBS/1 App
Anderson Castle	47	2 (1)
Myles Farmer	46	16 FBS
Ronald Clarke	46	22 (4)
Eli Wilson	44	15 (15)
Michael Hughes	43	29 (29)
Brendan Harrington	42	22
Montez Kelley	41 (16 App)	1 FBS/1 App
Ahmani Marshall	40 (28 App)	0
Maquel Haywood	36 (16 App)	7
Kaedin Robinson	30 (28 App)	22 (19)
Caden Sullivan	30	17 (10)
Dalton Stroman	29	1
Michael Hetzel	29	0
Makai Jackson	29 (17 App)	12 NCAA (2)
Kyle Arnholt	28	10 (3)
David Larkins	28	3
Jordan Favors	26	11 (3)
Ethan Johnson	26	18 (2)

**PRESEASON HONORS**

**NATIONAL INDIVIDUAL AWARD WATCH LISTS**

- Senior Bowl**  
 Joey Aguilar (Sr., QB – Antioch, Calif.)  
 Michael Hughes (Sr., K – Charleston, W.Va.)  
 Kaedin Robinson (RS Sr., WR – Asheville, N.C.)  
 Eli Wilson (Sr., TE – Piedmont, S.C.)
- East-West Shrine Bowl**  
 Joey Aguilar (Sr., QB – Antioch, Calif.)  
 Brendan Harrington (Sr., LB – Pittsboro, N.C.)  
 Kaedin Robinson (RS Sr., WR – Asheville, N.C.)  
 Eli Wilson (Sr., TE – Piedmont, S.C.)
- Allstate AFCA Good Works Team (Service)**  
 Anderson Castle (RS Jr., RB – Boone, N.C.)
- Maxwell (College Player of the Year)**  
 Joey Aguilar (Sr., QB – Antioch, Calif.)
- Patrick Mannelly (Nation's Best Long Snapper)**  
 Christian Johnstone (RS Sr., LS – Loganville, Ga.)
- Nagurski Trophy (Outstanding Defensive Player)**  
 Nate Johnson (So., OLB – Gaffney, S.C.)
- Paycom Jim Thorpe (Best Defensive Back)**  
 Jordan Favors (RS Jr., DB – Griffin, Ga.)  
 Ethan Johnson (Jr., DB – Huntersville, N.C.)
- Allstate Wuerffel Trophy (Service & Leadership)**  
 Anderson Castle (RS Jr., RB – Boone, N.C.)
- Lou Groza (Top Collegiate Placekicker)**  
 Michael Hughes (Sr., K – Charleston, W.Va.)
- Doak Walker (Outstanding Running Back)**  
 Kanye Roberts (RS So., RB – Wallace, N.C.)
- Biletnikoff (Outstanding College Receiver)**  
 Kaedin Robinson (RS Sr., WR – Asheville, N.C.)
- Davey O'Brien (Best College Quarterback)**  
 Joey Aguilar (Sr., QB – Antioch, Calif.)
- John Mackey (Outstanding Tight End)**  
 Eli Wilson (Sr., TE – Piedmont, S.C.)
- Campbell Trophy (Academic Heisman)**  
 Eli Wilson (Sr., TE – Piedmont, S.C.)
- Johnny Unitas Golden Arm (Upperclassman QB)**  
 Joey Aguilar (Sr., QB – Antioch, Calif.)
- Manning (Best College Quarterback)**  
 Joey Aguilar (Sr., QB – Antioch, Calif.)
- Lombardi (Outstanding College Lineman)**  
 Nate Johnson (So., OLB – Gaffney, S.C.)

**#APPSTATENFL**

App State had 14 football alums on NFL rosters as of this week.

- AKEEM DAVIS-GAITHER | LB | Cincinnati Bengals
- DARRYNTON EVANS | RB | Buffalo Bills (IR)
- TYREK FUNDERBURK | CB | Tampa Bay Bucs
- NICK HAMPTON | OLB | Los Angeles Rams
- ANDERSON HARDY | OL | Miami Dolphins (PS)
- COOPER HODGES | OL | Jacksonville Jaguars
- D'MARCO JACKSON | LB | New Orleans Saints
- SHEMAR JEAN-CHARLES | CB | New Orleans Saints (PS)
- SHAUN JOLLY | CB | Los Angeles Rams (PS)
- KENDALL LAMM | OL | Miami Dolphins
- SAM MARTIN | P/KO | Buffalo Bills
- RYAN NEUZIL | OL | Atlanta Falcons
- JALEN VIRGIL | WR | Buffalo Bills (PS)
- BUCKY WILLIAMS | OL | Los Angeles Chargers (IR)

Others in camp during August:

- ANDREW PARKER JR. | LB | Jacksonville Jaguars
- HENRY PEARSON | FB | Green Bay Packers

**APP STATE AT A GLANCE**

- **APP STATE** made the U.S. News & World Report's "Best Colleges" rankings for 2023–24
- **APP STATE** was listed among the "Best Colleges in America," ranked by value, according to Money.com.
- **APP STATE** has placed among the top 15 public and private Southern universities since U.S. News & World Report's Best Colleges rankings were first published annually in 1987.
- **APP STATE** is a repeat winner at being ranked No. 1 among the Most Innovative Schools among Southern universities.
- **BOONE, N.C.**, ranked No. 9 on the 2023 list of Best College Towns in America according to BestColleges.com.
- **APP STATE'S** notable alums include country music stars Luke Combs (CMA's 2020 Male Vocalist of the Year and Album of the Year) and Eric Church (CMA's 2020 Entertainer of the Year), as well as author Stephen Dubner.

**APP STATE BY THE NUMBERS**

- 3.20 cumulative GPA for student-athletes after the 2023-24 year
- 3.0+ cumulative GPA for 12 straight years
- Sixteen teams boasted a 2024 spring semester GPA above 3.0.
- App State had 423 student-athletes make the university's Chancellor's and Dean's Lists combining the 2023 fall and 2024 spring
- App State ranked in the top four among 14 football-playing Sun Belt members with a combined 223 honorees among the lists for the Academic Honor Roll, Commissioner's List and 1A FAR Academic Excellence Award.

**20+ YARD PLAYS**

20+ Yard Plays	App State	Opponent
<b>Runs</b>	2	2
<b>Passes</b>	12	12

**App State's 20+ yard runs**

ETSU	Jackson 47-yard run
CU	Castle 21-yard run

**App State's 20+ pass plays**

ETSU	Horn 83-yard pass from Aguilar
ETSU	Wilson 34-yard pass from Aguilar
ETSU	Robinson 47-yard pass from Aguilar
CU	Robinson 29-yard pass from Aguilar
CU	Horn 21-yard pass from Aguilar
ECU	Horn 32-yard pass from Aguilar
ECU	Horn 49-yard pass from Aguilar
ECU	Wilson 22-yard pass from Aguilar
ECU	Robinson 22-yard pass from Aguilar
ECU	Jackson 36-yard pass from Aguilar
ECU	Robinson 31-yard pass from Aguilar
ECU	Robinson 20-yard pass from Aguilar

**THE MIDDLE EIGHT**

App State sets a goal of winning "The Middle Eight" — the final four minutes of the first half and first four minutes of the second half. Here is how the Mountaineers have fared in 2024:

	App State	Opponent
<b>ETSU</b>	0	7
<b>Clemson</b>	13	7
<b>ECU</b>	3	0
<b>South Alabama</b>		
<b>Liberty</b>		
<b>Marshall</b>		
<b>Louisiana</b>		
<b>Georgia State</b>		
<b>Old Dominion</b>		
<b>Coastal Carolina</b>		
<b>James Madison</b>		
<b>Georgia Southern</b>		
<b>Season Total</b>	16	14

**THIRD-DOWN CONVERSIONS**

**Conversions by App State Offense**

3rd & ...	Goal	Short (1-4)	Long (9+)	Total
<b>ETSU</b>	1-2	3-4	0-3	6/14
<b>Clemson</b>	0-0	1-3	1-5	4/13
<b>ECU</b>	1-2	0-1	2-6	6-14
<b>So. Alabama</b>				
<b>Liberty</b>				
<b>Marshall</b>				
<b>Louisiana</b>				
<b>Georgia St.</b>				
<b>ODU</b>				
<b>Coastal</b>				
<b>JMU</b>				
<b>Ga. Southern</b>				
<b>Totals</b>	2-4	4-8	3-14	16/41

**Conversions vs. App State Defense**

3rd & ...	Goal	Short (1-4)	Long (9+)	Total
<b>ETSU</b>	0-1	2-5	1-4	3/13
<b>Clemson</b>	1-1	1-3	1-2	6/12
<b>ECU</b>	0-0	5-8	0-3	5-13
<b>So. Alabama</b>				
<b>Liberty</b>				
<b>Marshall</b>				
<b>Louisiana</b>				
<b>Georgia St.</b>				
<b>ODU</b>				
<b>Coastal</b>				
<b>JMU</b>				
<b>Ga. Southern</b>				
<b>Totals</b>	1-2	8-16	2-9	14/38

**PRESEASON ALL-SUN BELT**

**COACHES POLL**

**East Division**

1. App State – 96 Points (12)
2. James Madison – 79 Points (2)
3. Coastal Carolina – 67 Points
4. Georgia Southern – 50 Points
5. Marshall – 49 Points
6. Old Dominion – 32 Points
7. Georgia State – 19 Points

**West Division**

1. Texas State – 92 Points (9)
2. Troy – 68 Points (4)
3. Louisiana – 66 Points (1)
4. Arkansas State – 65 Points
5. South Alabama – 54 Points
6. Southern Miss – 31 Points
7. ULM – 16 Points

**PRESEASON AWARDS**

**Preseason Offensive Player of the Year**  
Joey Aguilar, App State

**Preseason Defensive Player of the Year**  
Jason Henderson, Old Dominion

**Preseason All-Sun Belt First Team Offense<sup>^</sup>**

- QB – Joey Aguilar, App State**  
QB – Jordan McCloud, Texas State  
RB – Jalen White, Georgia Southern  
RB – Ismail Mahdi, Texas State  
OL – Jacob Bayer, Arkansas State  
OL – Makilan Thomas, Arkansas State  
OL – Cole Potts, James Madison  
OL – AJ Gillie, Louisiana  
OL – Daniel King, Troy  
**TE – Eli Wilson, App State**  
**WR – Kaedin Robinson, App State**  
WR – Derwin Burgess Jr., Georgia Southern  
WR – Joey Hobert, Texas State

**Preseason All-Sun Belt First Team Defense**

- DL – Santana Hopper, App State**  
DL – Nate Martey, Arkansas State  
DL – Justin Rhodes, Georgia Southern  
DL – Isaac Walker, Georgia Southern  
**LB – Nate Johnson, App State**  
LB – Marques Watson-Trent, Georgia Southern  
LB – Jason Henderson, Old Dominion

- LB – Ben Bell, Texas State  
**DB – Jordan Favors, App State**  
**DB – Ethan Johnson, App State**  
DB – Gavin Pringle, Georgia State  
DB – Jaden Voisin, South Alabama

**Preseason All-Sun Belt First Team Special Teams**

- K – Mason Shipley, Texas State  
P – Ryan Hanson, James Madison  
RS – Zylan Perry, Louisiana  
AP – Ismail Mahdi, Texas State

**Preseason All-Sun Belt Second Team Offense<sup>^</sup>**

- QB – Jaylen Raynor, Arkansas State  
**RB – Kanye Roberts, App State**  
RB – Ja'Quez Cross, Arkansas State  
OL – Chandler Strong, Georgia Southern  
OL – Pichon Wimbley, Georgia Southern  
OL – Tyshawn Wyatt, James Madison  
OL – Logan Osburn, Marshall  
OL – Eli Russ, Troy  
TE – Kendall Karr, Coastal Carolina  
WR – Courtney Jackson, Arkansas State  
WR – Corey Rucker, Arkansas State  
WR – Jamaal Pritchett, South Alabama  
WR – Kole Wilson, Texas State

**Preseason All-Sun Belt Second Team Defense**

- DL – Will Whitson, Coastal Carolina  
DL – Eric O'Neill, James Madison  
DL – Jordan Lawson, Louisiana  
DL – Denzel Lowry, Old Dominion  
DL – Wy'Kevious Thomas, South Alabama  
LB – Charles Willekes, Arkansas State  
LB – Kevin Swint, Georgia State  
LB – KC Ossai, Louisiana  
DB – TJ Smith, Georgia Southern  
DB – Chauncey Logan, James Madison  
DB – Tyrone Lewis Jr., Louisiana  
DB – Kaleb Culp, Texas State

**Preseason All-Sun Belt Second Team Special Teams**

- K – Michael Hughes, App State**  
P – Robert Cole, Troy  
RS – DeAndre Buchannon, Georgia Southern  
AP – Ja'Quez Cross, Arkansas State

<sup>^</sup> Preseason All-Sun Belt First Team & Second Team Offense Expanded Due to Ties in Voting

**THREE AND OUTS**

	App State 'D'	App State 'O'
<b>ETSU</b>	3/10	2/10
<b>Clemson</b>	2/14	5/14
<b>ECU</b>	4/11	1/13
<b>South Alabama</b>		
<b>Liberty</b>		
<b>Marshall</b>		
<b>Louisiana</b>		
<b>Georgia State</b>		
<b>Old Dominion</b>		
<b>Coastal Carolina</b>		
<b>James Madison</b>		
<b>Georgia Southern</b>		
<b>Season Total</b>	9/35	8/37

# JOEY AGUILAR

#4 | SR. | QB | 6-3 | 220 | ANTIOCH, CALIF.

- Nation's only returning quarterback who had 33-plus TD passes and 3,700-plus passing yards in 2023
- Sun Belt's Preseason Offensive Player of the Year after being the Sun Belt Newcomer of the Year and Cure Bowl MVP in 2023
- Completed 32 of 47 passes for 424 yards – all career highs – with two TDS at ECU to record the third-most passing yards in a game in school history (and most ever in a road game)
- His 15 touchdown passes to either tie a game or give his team a lead in 2023 led the country — and has thrown two more in 2024
- In 2023, set App State single-season records for passing yards (3,757), passing touchdowns (33), total offense (4,002), completions (293), pass attempts (460) and 200-yard passing games (13)
- The only FBS QBs who entered the 2023 bowl season with more TD passes were LSU's Jayden Daniels and Oregon's Bo Nix
- Threw TDs on his first pass attempts of 2023 (32 yards in relief of injured starter) and 2024 (83 yards to Christan Horn)



## JOEY AGUILAR'S CAREER STATISTICS

Year	GP/GS	Cmp	Att	INT	YDS	TD	YPG
2023	14/13	293	460	10	3,757	33	268.4
2024	3/3	72	124	2	964	5	321.3
<b>Totals</b>	<b>17/16</b>	<b>365</b>	<b>584</b>	<b>12</b>	<b>4,721</b>	<b>38</b>	<b>277.7</b>

## AGUILAR GAME-BY-GAME

2023	Cmp	Att	INT	Yards	TD	Long
Gardner-Webb	11	13	0	174	4	43
at UNC	22	43	1	275	2	34
East Carolina	17	29	1	241	3	35
at Wyoming	22	40	1	200	0	23
at ULM	27	39	2	335	3	52
Coastal Carolina	18	31	0	305	2	69
at ODU	22	31	0	252	2	28
Southern Miss	23	33	1	391	4	57
Marshall	20	27	0	229	3	29
at Georgia State	14	21	1	255	3	77
at JMU	28	46	1	318	3	39
Ga. Southern	23	36	1	296	4	41
at Troy (SBC)	28	39	0	275	0	40
Miami (Ohio)	18	32	1	211	0	52

2024	Cmp	Att	INT	Yards	TD	Long
ETSU	22	36	0	326	2	83
at Clemson	18	41	0	214	1	29
ECU	32	47	2	424	2	49
South Alabama						
Liberty						
at Marshall						
at Louisiana						
Georgia State						
ODU						
at Coastal						
JMU						
at Ga. Southern						

## QB/OC CONNECTION

For the first time since 2017, App State will have the same starting quarterback and offensive coordinator/quarterbacks coach from the previous season.

Year	QB	QB Coach
2014	Taylor Lamb	Frank Ponce
2015	Taylor Lamb	Frank Ponce
2016	Taylor Lamb	Frank Ponce
2017	Taylor Lamb	Frank Ponce
2018	Zac Thomas	Frank Ponce
2019	Zac Thomas	Elijah Drinkwitz
2020	Zac Thomas	Tony Petersen
2021	Chase Brice	Frank Ponce
2022	Chase Brice	Kevin Barbay
2023	Joey Aguilar	Frank Ponce
2024	Joey Aguilar	Frank Ponce

## APP STATE PASSING RECORDS

### SINGLE-SEASON TOUCHDOWNS

1. <b>Joey Aguilar</b>	<b>2023</b>	<b>33</b>
2. Taylor Lamb	2015	31
3. Armanti Edwards	2008	30
4. Zac Thomas	2019	28
T5. Chase Brice	2022	27
T5. Chase Brice	2021	27
T5. Taylor Lamb	2017	27

### SINGLE-SEASON YARDS

1. <b>Joey Aguilar</b>	<b>2023</b>	<b>3,757</b>
2. Chase Brice	2021	3,337
3. Armanti Edwards	2009	3,291
4. Jamal Londry-Jackson	2012	3,278
5. Richie Williams	2004	3,109
6. Chase Brice	2022	2,921
7. Armanti Edwards	2008	2,902
8. Richie Williams	2005	2,809

## SINGLE-GAME YARDS

433	Armanti Edwards (29-41)	S.C. State	2008
427	Taylor Lamb (23-39)	C. Carolina	2017
<b>424</b>	<b>Joey Aguilar (32-47)</b>	<b>ECU</b>	<b>2024</b>
415	Armanti Edwards (27-34)	Wofford	2009

## SINGLE-GAME COMPLETIONS

40	Chase Brice (53 att.)	Texas State	2022
40	Richie Williams (45 att.)	Furman	2004
37	Bake Baker (57 att.)	Liberty	1997
33	Kameron Bryant (43 att.)	Wofford	2013
33	J. Londry-Jackson (45 att.)	Illinois State	2012
<b>32</b>	<b>Joey Aguilar (47 att.)</b>	<b>ECU</b>	<b>2024</b>
32	J. Londry-Jackson (46 att.)	Furman	2012

## APP STATE TOTAL OFFENSE RECORD

### SINGLE-SEASON YARDS

1. <b>Joey Aguilar</b>	<b>2023</b>	<b>4,002</b>
2. Armanti Edwards	2009	3,970
3. Armanti Edwards	2008	3,843
4. Richie Williams	2005	3,745
5. DeAndre Presley	2010	3,670

## FBS PASSING LEADERS

### TOUCHDOWN PASSES IN 2023

1. Bo Nix, Oregon	45
2. Jayden Daniels, LSU	40
3. Michael Penix Jr., Washington	36
4. Jordan McCloud, JMU	35
5. <b>Joey Aguilar, App State</b>	<b>33</b>

## SUN BELT PASSING RECORDS

### SINGLE-SEASON TOUCHDOWNS

1. Justice Hansen, Arkansas State	2017	37
2. Jordan McCloud, JMU	2023	35
3. <b>Joey Aguilar, App State</b>	<b>2023</b>	<b>33</b>
4. Rusty Smith, Florida Atlantic	2007	32

# SHAWN CLARK

After coming back to Boone to coach at his beloved alma mater as an assistant, Shawn Clark became App State's head coach late in the 2019 season and has led the Mountaineers to ring-worthy success while also taking down several ranked opponents.

One of those ranked wins even triggered the first Boone visit from ESPN's College GameDay.

Hired as the 22nd head football coach in App State history on Dec. 13, 2019, Clark completed his fourth full season in 2023 with his third bowl victory, a third straight season with a win against a Top 25 opponent and a third season with at least nine victories. App State is one of only five Group of Five programs in the country (and 14 FBS programs nationally) with at least three nine-win seasons since the start of 2020.

Clark had a 35-18 record following a 2023 campaign in which the Mountaineers won the final five games of the regular season with a "Keep Digging" mantra, captured the Sun Belt's East Division title and finished 9-5 thanks to a 13-9 victory against Miami (Ohio) in the Cure Bowl.

Clark added the 2023 bowl win to postseason victories in 2019 and 2020. He also won a Sun Belt East title in 2021 on the strength of a 10-2 regular season that year.

The Mountaineers have won three of their last five games against ranked teams thanks to top-20 victories in 2023 (at previously unbeaten James Madison), 2022 (at No. 6 Texas A&M) and 2021 (against Coastal Carolina). The 2023 season included two victories against teams with double-digit wins, as JMU was 10-0 at the time and Miami (Ohio) took an 11-2 record into the bowl matchup.

Clark was the only first-year FBS head coach in 2020 to win at least nine games, and he followed that by directing the Mountaineers to double-digit victories in 2021. A 17-14 win at No. 6 Texas A&M in 2022 — the program's highest-profile victory since the 2007 upset of Michigan — led to ESPN's College GameDay airing from Boone the following week.

With App State alum/country music star Luke Combs picking his alma mater as ESPN's guest picker and Lee Corso putting on the giant Yosef head, the Mountaineers delivered with a dramatic victory against Troy.

The second half of the 2023 season included rivalry wins against Marshall, James Madison and Georgia Southern to finish atop a tough East Division in which all seven teams qualified for a bowl.

Clark has helped lead record-setting runs to conference titles and bowl victories, not just at App State, where he played from 1994-98 and had served as an assistant since 2016, but also in four other leagues.

An offensive lineman in college, Clark was a two-time All-American (1996 and 1998) and three-time all-conference selection (1995, 1996, 1998) for teams that went a combined 45-16 during his first five years in Boone. As a player during the 12-0 start in 1995 and a coach for the 2019 team that has set a single-season record for wins by an FBS program in the state of North Carolina, Clark has been part of the two App State teams to post 11 regular-season victories.

He graduated from App State with a degree in criminal justice in 1998 and earned a master's degree in education from Louisville in 2003.

His wife, Jonelle, was a softball standout at Eastern Kentucky and was inducted into EKU's Athletics Hall of Fame in 2008. The Clarks have two children: a daughter, Giana, and a son, Braxton.



## COACH CLARK AT A GLANCE

**Name** ..... Shawn Clark  
**Birthdate** ..... Aug. 16, 1975 (49 years old)  
**Hometown** ..... Charleston, W. Va.  
**High School** ..... George Washington  
**College** ..... App State, 1998  
 ..... (B.S., criminal justice)  
**Wife** ..... Jonelle (Csora)  
**Children** ..... Giana, Braxton  
**Twitter** ..... @coach\_sclark

## YEARS AS A PLAYER (OFFENSIVE GUARD)

Year	Record	Honors
1994:	9-4	True freshman starter
1995:	12-1 (SoCon champs)	All-SoCon
1996:	7-4	All-SoCon, Third-team All-American
1997:	7-4	Redshirted
1998:	10-3	All-SoCon, First-team All-American

## YEARS AS A COACH

<b>2001-02:</b>	..... Louisville (Graduate Assistant)
<b>2003-08:</b>	..... Eastern Kentucky (Offensive Line)
<b>2009-12:</b>	..... Purdue (Offensive Line)
<b>2013-15:</b>	..... Kent State (Offensive Line)
<b>2016-18:</b>	..... App State (Co-Offensive Coordinator/OL)
<b>2019:</b>	..... App State (Assistant Head Coach/OL)
<b>2020-present:</b>	..... App State (Head Coach)

## ASSISTANT AT APP STATE (43-10 RECORD)

Year	Overall	League (Finish)	Bowl (W/L)
2016	10-3	7-1 (T-1st)	Camellia (W)
2017	9-4	7-1 (T-1st)	Dollar General (W)
2018	11-2	7-1 (1st, SBC title game win)	New Orleans (W)
2019	13-1	7-1 (1st, SBC title game win)	New Orleans (W)

## HEAD COACH AT APP STATE (37-19 RECORD)

Year	Overall	League (Finish)	Bowl (W/L)
2019	1-0	Took over after regular season	New Orleans (W)
2020	9-3	6-2 (2nd East, 3rd Overall)	Myrtle Beach (W)
2021	10-4	7-1 (1st East, 2nd Overall)	Boca Raton (L)
2022	6-6	3-5 (4th East)	
2023	9-5	6-2 (1st East, 3rd Overall)	Cure (W)
2024	2-1		



## APP STATE COACHING STAFF TV CHART/GAME DAY LOCATIONS

### ON THE SIDELINES



**SHAWN CLARK**  
Head Coach



**SCOT SLOAN**  
Def. Coordinator/  
Safeties



**MIKE CUMMINGS**  
Offensive  
Line



**TRAVIS CUNNINGHAM**  
Inside  
Linebackers



**LAWRENCE DAWSEY**  
Wide  
Receivers



**BRIAN HAINES**  
Special Teams/  
Running Backs



**ERIC MCDANIEL**  
Defensive  
Line



**LANCE WARE**  
Tight Ends



**ROD WEST**  
Def. Pass Game  
Coord./CBs

### IN THE BOOTH

**FRANK PONCE**  
Off. Coordinator/  
Quarterbacks

**AJ HOWARD**  
Outside  
Linebackers/Stars

### ADDITIONAL FOOTBALL STAFF

<b>Director of Athletic Performance</b>	Matt Greenhalgh
<b>Associate Athletics Director for Football Operations</b>	Nolan Jones
<b>Director of Player Personnel/General Manager</b>	Thomas Guerry
<b>Senior Assistant to the Head Coach</b>	Mark Speir
<b>Assistant Director of Player Personnel</b>	Ian Martinez
<b>Assistant Director of Player Personnel</b>	Patrick McDonald
<b>Director of Football Recruiting Operations</b>	Maggie Folsom
<b>Quality Control (Offense)</b>	Alec Cobb
<b>Quality Control (Offense/Special Teams)</b>	Al DeGraffenreid
<b>Quality Control (Defense)</b>	Thad Mangum
<b>Quality Control (Defense)</b>	Paul Padalino
<b>Assistant Director of Football Athletic Performance</b>	Josh Price
<b>Assistant Director of Football Athletic Performance</b>	Romorious Westbrook
<b>Assistant Director of Football Athletic Performance</b>	Garrett Williams
<b>Graduate Assistant (Defense)</b>	Justin Fields
<b>Graduate Assistant (Offense)</b>	Brandon Pahl
<b>Graduate Assistant (Operations)</b>	Marin Parsley
<b>Graduate Assistant (Defense)</b>	Travis Ray
<b>Graduate Assistant (Offense)</b>	Teddy Richardson III
<b>Student Assistant (Defense)</b>	KaRon White
<b>Assistant A.D. for Sport Psychology and Mental Wellness</b>	Jacob Cooper
<b>Academic Services for Student-Athletes Assistant Director</b>	Kayla Hill
<b>Student-Athlete Leadership Coordinator</b>	Reggie Hunt
<b>Director of Athletics Performance Nutrition</b>	Megan Morley
<b>Student Life Coordinator</b>	J.R. Reese
<b>Director of Football Athletic Training Services</b>	Taylor Young
<b>Athletic Trainer</b>	Jasmyn McLeod
<b>Director of Football Video Operations/Technology</b>	Joshua Hansen
<b>Director of Football Creative Media</b>	Griffin DeJoy
<b>Director of Football Equipment</b>	Shane Nelson
<b>Intern (Football Operations)</b>	Hanna Kotek

### GENERAL INFORMATION

<b>Name</b>	Appalachian State University (App State)
<b>Location</b>	Boone, N.C.
<b>Founded</b>	1899
<b>Enrollment</b>	21,000+
<b>Conference</b>	Sun Belt (East Division)
<b>Affiliation</b>	NCAA Division I Football Bowl Subdivision
<b>Nickname</b>	Mountaineers
<b>Colors</b>	Black and Gold
<b>Mascot</b>	Yosef
<b>Marching Band</b>	Marching Mountaineers
<b>Interim Chancellor</b>	Dr. Heather Norris (Penn State, 1995)
<b>Athletics Director</b>	Doug Gillin (SUNY Cortland, 1991)
<b>Faculty Athletics Representative</b>	René Salinas
<b>Game Operations Director</b>	Drew Jacobs
<b>Stadium</b>	Kidd Brewer Stadium
<b>Capacity</b>	30,000
<b>Surface</b>	AstroTurf 3D3
<b>Football Office Phone</b>	828-262-2501
<b>Ticket Office Phone</b>	828-262-7733
<b>Athletics Website</b>	appstatesports.com
<b>Athletics Twitter/X</b>	@appstatesports
<b>Football Twitter/X</b>	@AppState_FB
<b>Athletics Instagram</b>	@appstatesports
<b>Football Instagram</b>	@appstate_fb
<b>Athletics Facebook</b>	facebook.com/appstatesports
<b>Football Facebook</b>	facebook.com/AppStateFootball

### FOOTBALL HISTORY

<b>First Year</b>	1928
<b>All-Time Record</b>	665-357-28 (95th season)
<b>Conference Championships</b>	22
<b>North State (6)</b>	1931, '37, '39, '48, '50, '54
<b>Southern (12)</b>	1986, '87, '91, '95, '99, '05, '06, '07, '08, '09, '10, '12
<b>Sun Belt (4)</b>	2016, '17, '18, '19
<b>Division titles (Format began in 2018 — 4)</b>	2018, '19, '21, '23
<b>NCAA Bowl Games</b>	8
<b>Years</b>	2015, '16, '17, '18, '19, '20, '21, '23
<b>Record</b>	7-1
<b>Most Recent</b>	2023 Cure Bowl (W)
<b>NCAA Division I FCS Playoff Appearances</b>	20
<b>Years</b>	1986, '87, '89, '91, '92, '94, '95, '98, '99, '00, '01, '02, '05, '06, '07, '08, '09, '10, '11, '12
<b>NCAA Division I FCS National Championships</b>	3
<b>Years</b>	2005, '06, '07
<b>NAIA Bowl Games</b>	9
<b>Record</b>	3-6
<b>Years</b>	1937, '38, '48, '49, '50 (2), '54 (2), '55
<b>All-Americans</b>	99
<b>Academic All-Americans</b>	7

### TEAM INFORMATION

<b>Basic Offense</b>	Pro Tempo
<b>Basic Defense</b>	3-4
<b>Letterwinners Returning/Lost</b>	51/24
<b>Offense</b>	23/12
<b>Defense</b>	24/12
<b>Specialists</b>	4/0
<b>Starters Returning/Lost</b>	14/10
<b>Offense</b>	6/5
<b>Defense</b>	6/5
<b>Specialists</b>	2/0

# WELCOME TO THE ROCK

ELEVATION 3,333 FT.



## APP STATE RECORD AT KIDD BREWER STADIUM SINCE 2003: 120-22

**K**idd Brewer Stadium stakes claim to being one of the toughest but also most picturesque college football venues in the nation.

After "The Rock" was voted the top Group of Five stadium in the country by CFB Campus Tour in 2023 and 2024, ESPN named Kidd Brewer Stadium one of the top 25 stadiums in all of college football.

Early in the 63rd season in the venue, which opened as Conrad Stadium on Sept. 15, 1962, App State has a 274-80-5 all-time record at The Rock.

In 2023, App State set single-season school and Sun Belt records with an average home crowd of 34,734. The Mountaineers broke their own league and program records established in 2022, with that season breaking both 2021 records.

With the construction of the \$50 million north end zone facility, removal of the track and installation of new turf, The Rock had a new look in 2021, as the end zone facility opened for fans before a 2020 game vs. Georgia State. Hall of Fame coach Jerry Moore was also honored before the 2021 opener with a plaza and statue in his name.

Kidd Brewer Stadium's official seating capacity was 16,650 in 2007, but several expansion projects, including construction of the 120,000-square-foot App State Athletics Center, have almost doubled the capacity.



### TOP 10 HOME CROWDS

	Atten.	Opponent	Result	Date
T1)	40,168	East Carolina	W, 43-28	Sept. 16, 2023
T1)	40,168	North Carolina	L, 63-61	Sept. 3, 2022
3)	36,752*	ECU (Thurs.)	W, 33-19	Sept. 2, 2021
4)	36,232	ETSU	W, 38-10	Aug. 31, 2024
5)	36,075	Gardner-Webb	W, 45-24	Sept. 2, 2023
6)	35,126	Wake Forest	L, 20-19	Sept. 23, 2017
7)	34,658	#25 Miami	L, 45-10	Sept. 17, 2016
8)	34,406	Troy (GameDay)	W, 32-28	Sept. 17, 2022
9)	34,252	Coastal (Tues.)	L, 27-23	Oct. 10, 2023
10)	34,057	Marshall (Sat. night)	W, 31-9	Nov. 4, 2023

\*Officially home game in Charlotte's Bank of America Stadium

### KBS RECORDS SINCE 2003

Year	Won	Lost	Tied	Pct.	Year	Won	Lost	Tied	Pct.
2003	5	0	0	1.000	2014	4	2	0	.667
2004	6	0	0	1.000	2015	5	1	0	.833
2005	7	0	0	1.000	2016	5	1	0	.833
2006	9	0	0	1.000	2017	5	1	0	.833
2007	8	1	0	.889	2018	6	0	0	1.000
2008	7	1	0	.875	2019	6	1	0	.857
2009	6	1	0	.857	2020	5	1	0	.833
2010	7	1	0	.875	2021	6	0	0	1.000
2011	6	1	0	.857	2022	5	2	0	.714
2012	4	3	0	.571	2023	5	1	0	.833
2013	2	4	0	.333	2024	1	0	0	0
					<b>FBS</b>	<b>53</b>	<b>10</b>	<b>0</b>	<b>.841</b>
					<b>All-Time</b>	<b>274</b>	<b>80</b>	<b>5</b>	<b>.770</b>

**NUMERICAL ROSTER**

#	Name	Pos.	Ht.	Wt.	Yr./Elig.	Hometown/High School (Previous College)
0	William Fowles	WR	6-3	205	R-Fr.	Hialeah, Fla./Dade Christian (Louisville)
0	Trenton Alan Yowe	CB	6-2	190	5th-Yr. R-Jr.	Calera, Ala./Calera (Coahoma C.C.)
1	Anderson Castle	RB	6-0	220	5th-Yr. R-Jr.	Boone, N.C./Watauga
2	Ethan Johnson	CB	5-11	195	Jr.	Huntersville, N.C./Hough
2	Kaedin Robinson	WR	6-2	205	6th-Yr. R-Sr.	Asheville, N.C./Christ School (UCF)
3	Ahmani Marshall	RB	6-2	225	5th-Yr. Sr.	Winston-Salem, N.C./East Forsyth (Wake Forest)
4	Joey Aguilar	QB	6-3	220	Sr.	Antioch, Calif./Freedom (Diablo Valley C.C.)
4	Myles Farmer	SAF	6-3	210	6th-Yr. R-Sr.	Atlanta, Ga./Westlake (Syracuse)
5	Michael Fletcher	DE	6-6	275	6th-Yr. R-Sr.	Flint, Mich./Carman-Ainsworth (Michigan State)
6	Jason Chambers	CB	6-0	195	Jr.	Charlotte, N.C./Butler (North Carolina Central)
6	Matthew Wilson	QB	6-0	205	Fr.	Rock Hill, S.C./Rock Hill
7	Jordan Favors	SAF	5-11	195	R-Jr.	Griffin, Ga./Griffin
8	Brendan Harrington	ILB	6-1	230	6th-Yr. R-Sr.	Pittsboro, N.C./Northwood
8	Dalton Stroman	WR	6-4	205	R-Jr.	Rockingham, N.C./Richmond Senior
9	Markus Clark	NOSE	6-1	295	Jr.	Hoover, Ala./Hoover
9	Billy Wiles	QB	6-3	215	R-Jr.	Ashburn, Va./Stone Bridge (Southern Miss)
10	Zahn Coakley	WR	6-1	195	R-Fr.	Dallas, Texas/The Oakridge School
10	Colton Phares	SAF	6-2	205	R-Fr.	Beaufort, S.C./Beaufort
11	Avarion Cole	STAR	6-0	200	R-Jr.	Charlotte, N.C./Chambers (North Carolina A&T)
11	Grant Tucker	WR	6-3	190	R-Fr.	Charlotte, N.C./Charlotte Christian
12	Shawn Collins	DE	6-5	265	5th-Yr. R-Jr.	Montclair, N.J./Montclair (Rutgers)
12	Michael Hetzel	WR	5-11	195	5th-Yr. R-Jr.	Charlotte, N.C./Ardrey Kell
13	Christan Horn	WR	6-2	190	5th-Yr. Sr.	Columbia, S.C./Westwood
13	Elijah Mc-Cantos	CB	6-0	190	R-So.	Little Haiti, Fla./Edison (Illinois)
14	Jayden Bethea	ILB	6-1	230	R-Fr.	Lawrenceville, Ga./Dacula
14	Kanye Roberts	RB	6-0	205	R-So.	Wallace, N.C./Wallace-Rose Hill
15	Thomas Davis	OLB	6-2	235	R-Jr.	Valdosta, Ga./Lowndes (Miami)
15	Makai Jackson	WR	6-0	200	Jr.	Croydon, Pa./Harry S. Truman (Saint Francis)
16	David Hernandez	QB	6-0	210	6th-Yr. R-Sr.	Charlotte, N.C./Berry Academy
16	Seth Robertson	CB	5-11	195	5th-Yr. Sr.	Madison, Ga./Morgan County (Georgia Southern)
17	Jalik Thomas	STAR	5-11	200	5th-Yr. Sr.	Macon, Ga./Central (Hutchinson C.C.)
18	Trey Lenhardt	SAF	6-1	195	Fr.	Watkinsville, Ga./North Oconee
18	Zavier Short	WR	6-2	210	R-So.	Chapin, S.C./Chapin (South Carolina)
19	Cameron Estep	QB	6-0	195	R-Fr.	Charlotte, N.C./Charlotte Christian
19	Nick Taylor	CB	6-1	185	Fr.	Fayetteville, Ga./Gainesville
20	Jaylon Calhoun	RB	6-0	195	R-Fr.	Lakeland, Ga./Lanier County
20	Kaleb Neal	SAF	6-1	195	Fr.	Snellville, Ga./Brookwood
21	DJ Burks	SAF	6-0	195	R-So.	Maryville, Tenn./Maryville
21	Reece Larson	WR	6-0	180	R-So.	Wellington, Fla./Wellington
22	Franklin Baret Jr.	WR	6-4	200	Fr.	Wake Forest, N.C./Wake Forest
22	DaRon Wilson	CB	6-2	170	Fr.	Salem Va./Salem (Fork Union Military Academy)
24	Cahari Haynes	ILB	6-1	220	R-Fr.	Shelby, N.C./Burns
25	Kai Fernandes	STAR	5-11	195	Fr.	Cumming, Ga./Denmark
25	Blake Hoban	WR	5-10	185	R-Jr.	Napa, Calif./Justin-Siena (Yuba College)
26	Khamani Alexander	RB	6-1	205	Fr.	Homestead, Fla./Belen Jesuit
26	Caden Sullivan	ILB	6-2	230	R-Jr.	Spartanburg, S.C./Boiling Springs
27	Ronald Clarke	SAF	6-0	200	5th-Yr. Sr.	Buford, Ga./Mill Creek
27	Michael Dipasquale	RB	5-10	200	R-Fr.	Wake Forest, N.C./Wake Forest
28	Zyeir Gamble	SAF	5-10	190	R-Fr.	Sumter, S.C./Sumter
28	Maquel Haywood	RB	5-8	195	Sr.	Wake Forest, N.C./Wake Forest (Navy)
29	Santana Hopper	DE	6-2	265	R-So.	Shelby, N.C./Shelby
30	Carter Greene	SAF	6-0	205	R-So.	Shelby, N.C./Crest
31	Dyvon McKinney	SAF	6-0	210	5th-Yr. R-Jr.	Asheboro, N.C./Asheboro (Mercer)
33	Derrell Farrar	ILB	6-1	225	R-So.	Loganville, Ga./Grayson
35	Jack Scroggs	ILB	6-1	230	6th-Yr. R-Sr.	Buford, Ga./Buford (Wofford)
36	Tyshawn Sanders	CB	6-0	175	Fr.	Marion, S.C./Marion
37	Andre Hamilton	STAR	6-0	200	5th-Yr. Sr.	Concord, N.C./Jay M. Robinson
39	Jackson Moore	K	5-10	170	R-Fr.	Waxhaw, N.C./Marvin Ridge (Kentucky)
39	Ashton Parker	CB	6-1	185	Fr.	Greensboro, N.C./Christ School
40	Cole Becker	ILB	6-2	235	R-So.	Nashville, Tenn./Father Ryan
41	Conner Maynard	P	6-3	200	6th-Yr. R-Sr.	Mooreville, N.C./Hough (Miami of Ohio)
42	Christian Johnstone	LS	6-3	250	6th-Yr. R-Sr.	Loganville, Ga./Archer
42	Braxton Veiga	ILB	6-1	215	R-Fr.	Greensboro, N.C./Eastern Guilford
43	Ryan McKinnis	ILB	6-2	225	R-Fr.	Buford, Ga./Buford
43	Cash McVay	K	6-1	180	R-Jr.	Anaheim, Calif./Servite
44	Brodrick Gooch	ILB	6-0	220	R-So.	Cornelius, N.C./Hough
45	Nick Campbell	NOSE	6-4	290	R-So.	Clermont, Fla./Lake Minneola (NC State)
46	Jared Gobble	TE	6-4	235	R-Jr.	Winston-Salem, N.C./Oak Grove (Campbell)
46	Isaiah McGuffin	ILB	6-0	220	R-Fr.	Winston-Salem, N.C./Oak Grove

**ALPHABETICAL**

No.	Name	Pos.
97	Abrams-Verwayne, Kevin	DE
4	Aguilar, Joey	QB
26	Alexander, Khamani	RB
56	Arnholt, Kyle	ILB
78	Barbrey, Dylan	OL
22	Baret Jr., Franklin	WR
40	Becker, Cole	ILB
14	Bethea, Jayden	ILB
58	Bradford, Blake	OL
50	Briley, Jackson	DE
76	Burgess, Luke	OL
84	Burkey, Ayden	WR
21	Burks, DJ	SAF
55	Bussey, Jackson	DE
20	Calhoun, Jaylon	RB
45	Campbell, Nick	NOSE
1	Castle, Anderson	RB
6	Chambers, Jason	CB
9	Clark, Markus	NOSE
27	Clarke, Ronald	SAF
10	Coakley, Zahn	WR
11	Cole, Avarion	STAR
12	Collins, Shawn	DE
93	Cooper, DeNigel	DE
77	Davis, Daniel	OL
15	Davis, Thomas	OLB
79	Dewerk, Andres	OL
27	Dipasquale, Michael	RB
75	Doege, Felix	OL
91	Donald, Joshua	NOSE
80	Drag, Max	TE
19	Estep, Cameron	QB
47	Everett, Carter	K
94	Farmer, Bucci	NOSE
4	Farmer, Myles	SAF
33	Farrar, Derrell	ILB
7	Favors, Jordan	SAF
25	Fernandes, Kai	STAR
5	Fletcher, Michael	DE
0	Fowles, William	WR
65	Funk, Gabe	OL
28	Gamble, Zyeir	SAF
53	Ganoe, Jake	OL
89	Gee, Bryce	WR
70	Gentry, Thornton	OL
46	Gibble, Jared	TE
44	Gooch, Brodrick	ILB
30	Greene, Carter	SAF
88	Hale, Luke	WR
37	Hamilton, Andre	STAR
86	Hamlett, Kanen	TE
8	Harrington, Brendan	ILB
24	Haynes, Cahari	ILB
28	Haywood, Maquel	RB
16	Hernandez, David	QB
98	Hertz, Jason	NOSE
12	Hetzel, Michael	WR
25	Hoban, Blake	WR
57	Hobson, Austin	NOSE
68	Hollifield, Jack	OL
29	Hopper, Santana	DE
13	Horn, Christian	WR
99	Hughes, Michael	K
15	Jackson, Makai	WR
2	Johnson, Ethan	CB
90	Johnson, Nate	OLB
42	Johnstone, Christian	LS
95	Kelley, Montez	DE
83	Kelly, Jack	TE

#	Name	Post.	Ht.	Wt.	Yr./Elig.	Hometown/High School (Previous College)	No.	Name	Pos.
47	Carter Everett	K	5-10	195	R-So.	Boone, N.C./Watauga	48	Lair, Luke	CB
48	Luke Lair	CB	6-2	185	R-So.	Wake Forest, N.C./Wakefield	49	Lake, Mitchell	P
49	Mitchell Lake	P	5-11	195	So.	Brisbane, Australia/Saint Peters Lutheran	73	Langlo, Garner	OL
49	Randy Marion III	ILB	6-0	210	R-Fr.	Moorestville, N.C./IMG Academy	85	Larkins, David	TE
50	Jackson Briley	DE	6-4	230	Fr.	Wake Forest, N.C./Wake Forest	21	Larson, Reece	WR
51	Anthony Rosier	OLB	6-4	235	Fr.	Windermere, Fla./Wekiva	82	Lawson Jr., Chris	WR
52	Orlando Leon	OLB	6-2	225	R-So.	Boone, N.C./Watauga	18	Lenhardt, Trey	SAF
52	Cayden Sweatt	OL	6-4	295	R-Fr.	Bremen, Ga./Bremen	81	Leon, Jose	WR
53	Jake Ganoë	OL	6-2	290	R-So.	Cary, N.C./Panther Creek	52	Leon, Orlando	OLB
54	Gabriel Simpkins	LS	6-0	215	So.	Raleigh, N.C./Leesville Road (UNC Pembroke)	49	Marion III, Randy	ILB
55	Jackson Bussey	DE	6-3	240	Fr.	Berkeley Lake, Ga./Norcross	64	Marotta, Michael	OL
56	Kyle Arnholt	ILB	6-2	230	R-Jr.	Roanoke, Va./Lord Botetourt	3	Marshall, Ahmani	RB
57	Austin Hobson	NOSE	6-3	275	Fr.	Topsail, N.C./Topsail	41	Maynard, Conner	P
58	Blake Bradford	OL	6-6	275	R-Fr.	Denver, N.C./East Lincoln	13	Mc-Cantos, Elijah	DB
60	Ethan Ryan	OL	6-3	290	5th-Yr. R-Jr.	Summerfield, N.C./No. Guilford (UNC Pembroke)	46	McGuffin, Isaiah	ILB
62	JT Sowell	OL	6-3	275	Fr.	West Columbia, S.C./Gray Collegiate Academy	31	McKinney, Dyvon	SAF
63	Jayden Ramsey	OL	6-6	300	R-Jr.	Anderson, S.C./Westside	43	McKinnis, Ryan	ILB
64	Michael Marotta	OL	6-5	310	5th-Yr. R-Jr.	Spring Hill, Fla./Nature Coast Tech (Valdosta State)	43	McVay, Cash	K
65	Gabe Funk	OL	6-6	305	Fr.	Xenia, Ohio/Xenia	92	Mebane, AJ	OLB
66	Danny Stevens	OL	6-4	300	R-Fr.	Charlotte, N.C./Charlotte Christian	39	Moore, Jackson	K
67	Thomas Shrader	OL	6-5	305	5th-Yr. R-Jr.	Venice, Fla./Venice (Florida State)	20	Neal, Kaleb	SAF
68	Jack Hollifield	OL	6-4	300	R-Jr.	Shelby, N.C./Shelby (Virginia Tech)	39	Parker, Ashton	CB
70	Thornton Gentry	OL	6-4	305	R-Jr.	Chapin, S.C./Chapin (NC State)	10	Phares, Colton	SAF
72	Markell Samuel	OL	6-4	300	5th-Yr. R-Jr.	Fayetteville, N.C./E.E. Smith	63	Ramsey, Jayden	OL
73	Garner Langlo	OL	6-7	300	R-Jr.	Hartford, Ala./Trinity Catholic (Auburn)	14	Roberts, Kanye	RB
74	Griffin Scroggs	OL	6-3	325	R-So.	Grayson, Ga./Grayson (Georgia)	16	Robertson, Seth	CB
75	Felix Doege	OL	6-4	300	Fr.	Augsburg, Germany/Rabun Gap-Nacoochee	2	Robinson, Kaedin	WR
76	Luke Burgess	OL	6-8	315	R-Fr.	New Palestine, Ind./New Palestine (Louisville)	51	Rosier, Anthony	OLB
77	Daniel Davis	OL	6-6	295	R-Fr.	Winston-Salem, N.C./Oak Grove	60	Ryan, Ethan	OL
78	Dylan Barbrey	OL	6-6	305	Fr.	West Columbia, S.C./Airport	72	Samuel, Markell	OL
79	Andres Dewerk	OL	6-7	340	5th-Yr. R-Jr.	San Jose, Calif./Los Gatos (Southern Cal)	36	Sanders, Tyshawn	CB
80	Max Drag	TE	6-4	245	R-Fr.	Chapin, S.C./Chapin	74	Scroggs, Griffin	OL
81	Jose Leon	WR	5-10	175	Fr.	Miami, Fla./Columbus	35	Scroggs, Jack	ILB
82	Chris Lawson Jr.	WR	6-0	185	R-Fr.	Columbia, S.C./Ridge View	18	Short, Zavier	WR
83	Jack Kelly	TE	6-3	240	Fr.	Athens, Ga./North Oconee	67	Shrader, Thomas	OL
84	Ayden Burkey	WR	5-11	185	3rd-Yr. R-Fr.	Waxhaw, N.C./Myers Park (Virginia Tech)	54	Simpkins, Gabriel	LS
85	David Larkins	TE	6-5	255	R-Jr.	Cincinnati, Ohio/Elder	62	Sowell, JT	OL
86	Kanen Hamlett	TE	6-4	245	R-So.	Madison, Ala./Madison Academy	66	Stevens, Danny	OL
87	Eli Wilson	TE	6-3	240	5th-Yr. Sr.	Piedmont, S.C./Wren	8	Stroman, Dalton	WR
88	Luke Hale	WR	6-3	190	R-So.	Asheville, N.C./A.C. Reynolds	26	Sullivan, Caden	ILB
89	Bryce Gee	WR	6-2	190	Fr.	Jacksonville, Fla./Beachside	52	Sweatt, Cayden	OL
90	Nate Johnson	OLB	6-5	240	So.	Gaffney, S.C./Gaffney	19	Taylor, Nick	CB
91	Joshua Donald	NOSE	6-1	320	Jr.	Durham, N.C./Jordan (Troy)	17	Thomas, Jalik	STAR
92	AJ Mebane	OLB	6-3	250	R-Fr.	Durham, N.C./Southern Durham	11	Tucker, Grant	WR
93	DeNigel Cooper	DE	6-3	240	Fr.	Kingsland, Ga./Camden County	42	Veiga, Braxton	ILB
94	Bucci Farmer	NOSE	6-1	310	Fr.	Atlanta, Ga./Westlake	9	Wiles, Billy	QB
95	Montez Kelley	DE	6-5	275	5th-Yr. Sr.	Cincinnati, Ohio/Purcell Marian (Tiffin)	22	Wilson, DaRon	CB
96	Josiah Wyatt	DE	6-4	265	R-So.	Buford, Ga./Buford	87	Wilson, Eli	TE
97	Kevin Abrams-Verwayne	DE	6-3	260	6th-Yr. R-Sr.	Marietta, Ga./Marietta (Garden City C.C.)	6	Wilson, Matthew	QB
98	Jason Hertz	NOSE	6-4	295	R-Fr.	Indian Trail, N.C./Porter Ridge	96	Wyatt, Josiah	DE
99	Michael Hughes	K	6-3	190	Sr.	Charleston, W.Va./George Washington	0	Yowe, Trenton Alan	CB

## PRONUNCIATION GUIDE

**Appalachian** ..... app-uh-LATCH-in  
 (Kevin) **Abrams-Verwayne** ..... VUR-wayne  
 (Joey) **Aguilar** ..... AG-uh-lar  
 (Jayden) **Bethea** ..... buh-THAY-uh  
**Jaylon** (Calhoun) ..... JAY-lun  
**Zahn** (Coakley) ..... zon  
**Avarion** (Cole) ..... uh-VAR-ee-on  
**Andres Dewerk** ..... ON-drays dew-IRK  
 (Michael) **Dipasquale** ..... dee-puh-SQUAL-ay  
 (Felix) **Doege** ..... DOO-guh  
 (Cameron) **Estep** ..... EE-step  
**Derrell Farrar** ..... duh-RELL furr-ARE  
 (Kai) **Fernandes** ..... fur-nan-DEESH  
 (William) **Fowles** ..... FOULS  
**Zyeir** (Gamble) ..... zie-EAR  
**Cahari** (Haynes) ..... kuh-HARR-ee

**Maquel** (Haywood) ..... muh-KELL  
 (Michael) **Hetzl** ..... HETZ-ull  
**Christan** (Horn) ..... like Christian  
 (Michael) **Marotta** ..... muh-RAH-tuh  
**Ahmani** (Marshall) ..... uh-MAHN-ee  
 (Conner) **Maynard** ..... MAY-nurd  
 (AJ) **Mebane** ..... MEH-ben  
 (Colton) **Phares** ..... FAIR-es  
**Kaedin** (Robinson) ..... KAY-din  
 (Anthony) **Rosier** ..... row-ZEER  
 (JT) **Sowell** ..... (rhymes with towel)  
**Jalik** (Thomas) ..... JAH-leak  
**Josiah** (Wyatt) ..... joe-ZYE-uh  
 (Trenton Alan) **Yowe** ..... Yow (rhymes with Wow)

### COACHES/STAFF

(Matt) **Greenhalgh** ..... GREEN-hall  
**KaRon** (White) ..... kuh-RON

## DEPTH CHART

### OFFENSE

Pos.	#	Player	Ht.	Wt.	Class
LT	<b>72</b>	<b>MARKELL SAMUEL</b>	<b>6-4</b>	<b>300</b>	<b>5YR R-JR.</b>
	79	Andres Dewerk	6-7	340	5YR R-Jr.
LG	<b>74</b>	<b>GRIFFIN SCROGGS</b>	<b>6-3</b>	<b>325</b>	<b>R-SO.</b>
	63	Jayden Ramsey	6-6	300	R-Jr.
C	<b>68</b>	<b>JACK HOLLIFIELD</b>	<b>6-4</b>	<b>300</b>	<b>R-JR.</b>
	64	Michael Marotta	6-5	310	5YR R-Jr.
	or 52	Cayden Sweatt	6-4	295	R-Fr.
RG	<b>70</b>	<b>THORNTON GENTRY</b>	<b>6-4</b>	<b>305</b>	<b>R-JR.</b>
	or <b>73</b>	<b>GARNER LANGLO</b>	<b>6-7</b>	<b>300</b>	<b>R-JR.</b>
RT	<b>67</b>	<b>THOMAS SHRADER</b>	<b>6-5</b>	<b>305</b>	<b>5YR R-JR.</b>
	76	Luke Burgess	6-8	315	R-Fr.
TE	<b>87</b>	<b>ELI WILSON</b>	<b>6-3</b>	<b>240</b>	<b>5YR SR.</b>
	85	David Larkins	6-5	255	R-Jr.
	or 86	Kanen Hamlett	6-4	245	R-So.
	or 80	Max Drag	6-4	245	R-Fr.
QB	<b>4</b>	<b>JOEY AGUILAR</b>	<b>6-3</b>	<b>220</b>	<b>SR.</b>
	9	Billy Wiles	6-3	215	R-Jr.
RB	<b>1</b>	<b>ANDERSON CASTLE</b>	<b>6-0</b>	<b>220</b>	<b>5YR R-JR.</b>
	14	Kanye Roberts	6-0	205	R-So.
	or 3	Ahmani Marshall	6-2	225	5YR Sr.
	or 28	Maquel Haywood	5-8	195	Sr.
WR	<b>15</b>	<b>MAKAI JACKSON</b>	<b>6-0</b>	<b>200</b>	<b>JR.</b>
	0	William Fowles	6-3	205	R-Fr.
SLOT	<b>2</b>	<b>KAEDIN ROBINSON</b>	<b>6-2</b>	<b>205</b>	<b>6YR R-SR.</b>
	12	Michael Hetzel	5-11	195	5YR R-Jr.
WR	<b>13</b>	<b>CHRISTAN HORN</b>	<b>6-2</b>	<b>190</b>	<b>5YR SR.</b>
	8	Dalton Stroman	6-4	205	R-Jr.
	or 18	Zavier Short	6-2	210	R-So.

### SPECIALISTS

Pos.	#	Player	Ht.	Wt.	Class
PK	<b>99</b>	<b>MICHAEL HUGHES</b>	<b>6-3</b>	<b>190</b>	<b>SR.</b>
	39	Jackson Moore	5-10	170	R-Fr.
KO	<b>99</b>	<b>MICHAEL HUGHES</b>	<b>6-3</b>	<b>190</b>	<b>SR.</b>
	39	Jackson Moore	5-10	170	R-Fr.
P	<b>41</b>	<b>CONNER MAYNARD</b>	<b>6-3</b>	<b>200</b>	<b>6YR R-SR.</b>
	or <b>49</b>	<b>MITCHELL LAKE</b>	<b>5-11</b>	<b>195</b>	<b>SO.</b>
LS	<b>42</b>	<b>CHRISTIAN JOHNSTONE</b>	<b>6-3</b>	<b>250</b>	<b>6YR R-SR.</b>
	54	Gabriel Simpkins	6-0	215	So.
H	<b>41</b>	<b>CONNER MAYNARD</b>	<b>6-3</b>	<b>200</b>	<b>6YR R-SR.</b>
	49	Mitchell Lake	5-11	195	So.
KR	<b>28</b>	<b>MAQUEL HAYWOOD</b>	<b>5-8</b>	<b>195</b>	<b>SR.</b>
	or <b>14</b>	<b>KANYE ROBERTS</b>	<b>5-11</b>	<b>205</b>	<b>R-SO.</b>
	2	Kaedin Robinson	6-2	205	6YR R-Sr.
PR	<b>2</b>	<b>KAEDIN ROBINSON</b>	<b>6-2</b>	<b>205</b>	<b>6YR R-SR.</b>
	15	Makai Jackson	6-0	200	Jr.

### DEFENSE

Pos.	#	Player	Ht.	Wt.	Class
DE	<b>29</b>	<b>SANTANA HOPPER</b>	<b>6-2</b>	<b>265</b>	<b>R-SO.</b>
	12	Shawn Collins	6-5	265	5YR R-Jr.
or	95	Montez Kelley	6-5	275	5YR R-Sr.
NOSE	<b>91</b>	<b>JOSHUA DONALD</b>	<b>6-1</b>	<b>320</b>	<b>JR.</b>
	98	Jason Hertz	6-4	295	R-Fr.
	or 45	Nick Campbell	6-4	290	R-So.
DE	<b>5</b>	<b>MICHAEL FLETCHER</b>	<b>6-6</b>	<b>275</b>	<b>6YR R-SR.</b>
	or <b>97</b>	<b>KEVIN ABRAMS-VERWAYNE</b>	<b>6-3</b>	<b>260</b>	<b>6YR R-SR.</b>
OLB <sup>DOG</sup>	<b>90</b>	<b>NATE JOHNSON</b>	<b>6-5</b>	<b>240</b>	<b>SO.</b>
	or <b>15</b>	<b>THOMAS DAVIS</b>	<b>6-2</b>	<b>235</b>	<b>R-JR.</b>
ILB <sup>MIKE</sup>	<b>56</b>	<b>KYLE ARNHOLT</b>	<b>6-2</b>	<b>230</b>	<b>R-JR.</b>
	24	Cahari Haynes	6-1	220	R-Fr.
ILB <sup>WILL</sup>	<b>26</b>	<b>CADEN SULLIVAN</b>	<b>6-2</b>	<b>230</b>	<b>R-JR.</b>
	8	Brendan Harrington	6-1	230	6YR R-Sr.
STAR	<b>11</b>	<b>AVARION COLE</b>	<b>6-0</b>	<b>200</b>	<b>R-JR.</b>
	17	Jalik Thomas	5-11	200	5YR Sr.
or	37	Andre Hamilton	6-0	200	5YR Sr.
CB	<b>6</b>	<b>JASON CHAMBERS</b>	<b>6-0</b>	<b>195</b>	<b>JR.</b>
	or <b>0</b>	<b>TRENTON ALAN YOWE</b>	<b>6-2</b>	<b>190</b>	<b>5YR R-JR.</b>
FS	<b>27</b>	<b>RONALD CLARKE</b>	<b>6-0</b>	<b>200</b>	<b>5YR SR.</b>
	4	Myles Farmer	6-3	210	6YR R-Sr.
SS	<b>7</b>	<b>JORDAN FAVORS</b>	<b>5-11</b>	<b>195</b>	<b>R-Jr.</b>
	21	DJ Burks	6-0	195	R-So.
CB	<b>2</b>	<b>ETHAN JOHNSON</b>	<b>5-11</b>	<b>195</b>	<b>JR.</b>
	or <b>16</b>	<b>SETH ROBERTSON</b>	<b>5-11</b>	<b>195</b>	<b>5YR SR.</b>
	13	Elijah Mc-Cantos	6-0	190	R-So.



2024-25 App State Football  
Game Results  
All games

Team Results

Date	Opponent		Score	Overall	Conf	Time	Attend
08/31/2024	ETSU	W	38-10	1-0	0-0	3:02	36232
09/07/2024	at Clemson	L	20-66	1-1	0-0	3:32	81500
09/14/2024	at East Carolina	W	21-19	2-1	0-0	3:22	46117



2024-25 App State Football  
Overall Team Statistics  
All games

Team Statistics

	APP	OPP
<b>Scoring</b>	<b>79</b>	<b>95</b>
Points per game	26.3	31.7
Points Off Turnovers	3	9
<b>First Downs</b>	<b>71</b>	<b>59</b>
Rushing	25	24
Passing	40	30
Penalty	6	5
<b>Rushing Yardage</b>	<b>404</b>	<b>533</b>
Yards gained rushing	445	583
Yards lost rushing	41	50
Rushing attempts	95	104
Average per rush	4.3	5.1
Average per game	134.7	177.7
TDs Rushing	4	5
<b>Passing Yardage</b>	<b>964</b>	<b>808</b>
Comp-Att-Int	72-126-4	61-87-1
Average per pass	7.7	9.3
Average per catch	13.4	13.2
Average per game	321.3	269.3
TDs Passing	5	6
<b>Total offense</b>	<b>1368</b>	<b>1341</b>
Total plays	221	191
Average per play	6.2	7.0
Average per game	456.0	447.0
<b>Kick returns: #-Yards</b>	<b>10-194</b>	<b>6-108</b>
<b>Punt returns: #-Yards</b>	<b>0-0</b>	<b>9-62</b>
<b>Int returns: #-Yards</b>	<b>1-21</b>	<b>4-50</b>
<b>Kick return average</b>	<b>19.4</b>	<b>18.0</b>
<b>Punt return average</b>	<b>0.0</b>	<b>6.9</b>
<b>Int return average</b>	<b>21.0</b>	<b>12.5</b>
<b>Fumbles-Lost</b>	<b>3-2</b>	<b>5-2</b>
<b>Penalties-Yards</b>	<b>18-194</b>	<b>21-192</b>
Average per game	64.7	64.0
<b>Punts-Yards</b>	<b>16-644</b>	<b>13-584</b>
Average per punt	40.3	44.9
Net punt average	33.9	38.8
<b>Kickoffs-Yards</b>	<b>16-980</b>	<b>19-1200</b>
Average per kick	61.3	63.2
Net kick average	38.9	41.1
<b>Time of possession / game</b>	<b>31:57</b>	<b>27:35</b>
<b>3rd-down conversion</b>	<b>16/39</b>	<b>14/38</b>
3rd-down pct	41%	37%
<b>4th-down conversion</b>	<b>1/2</b>	<b>2/6</b>



2024-25 App State Football  
Overall Team Statistics  
All games

	<b>APP</b>	<b>OPP</b>
4th-down pct	50%	33%
<b>Sacks by-Yards</b>	<b>7-38</b>	<b>2-7</b>
<b>Misc Yards</b>	<b>0</b>	<b>0</b>
<b>Touchdowns scored</b>	<b>9</b>	<b>12</b>
<b>Field goals - attempts</b>	<b>5-5</b>	<b>4-5</b>
<b>On-Side kicks</b>	<b>0-0</b>	<b>0-0</b>
<b>Red-zone scores</b>	<b>(10-12) 83%</b>	<b>(7-8) 88%</b>
<b>Red-zone touchdowns</b>	<b>(5-12) 42%</b>	<b>(4-8) 50%</b>
<b>PAT-attempts</b>	<b>(8-8) 100%</b>	<b>(11-12) 92%</b>
<b>2-point conversion-attempts</b>	<b>(1-1) 100%</b>	<b>(0-0) 0%</b>
<b>Attendance</b>	<b>36232</b>	<b>127617</b>
Games / Avg per game	1/36232	2/63809
Neutral site games	-	0/0

**Score by Periods**

<b>Team</b>	<b>1st</b>	<b>2nd</b>	<b>3rd</b>	<b>4th</b>	<b>OT</b>	<b>TOT</b>
App State	10	34	21	14	0	79
Opponents	51	28	13	3	0	95



2024-25 App State Football  
Individual Statistics  
All games

**Rushing**

Player	gp	att	gain	loss	net	avg	td	lg	avg/g
Anderson Castle	3	33	161	13	148	4.5	1	21	49.3
Makai Jackson	3	3	71	0	71	23.7	1	47	23.7
Kanye Roberts	3	19	68	5	63	3.3	0	18	21.0
Ahmani Marshall	3	14	52	3	49	3.5	0	11	16.3
Joey Aguilar	3	15	51	7	44	2.9	2	10	14.7
Maquel Haywood	3	7	27	3	24	3.4	0	18	8.0
Kaedin Robinson	3	1	13	0	13	13.0	0	13	4.3
Jaylon Calhoun	3	1	2	0	2	2.0	0	2	0.7
Team	3	2	0	10	-10	-5.0	0	0	-3.3
<b>Total</b>	<b>3</b>	<b>95</b>	<b>445</b>	<b>41</b>	<b>404</b>	<b>4.3</b>	<b>4</b>	<b>47</b>	<b>134.7</b>
<b>Opponents</b>	<b>3</b>	<b>104</b>	<b>583</b>	<b>50</b>	<b>533</b>	<b>5.1</b>	<b>5</b>	<b>83</b>	<b>177.7</b>

**Passing**

Player	gp	effic	comp-att-int	pct	yds	td	lg	avg/g
Joey Aguilar	3	133.4	72-124-2	58.1	964	5	83	321.3
Kaedin Robinson	3	-200.0	0-1-1	0.0	0	0	0	0.0
Billy Wiles	2	-200.0	0-1-1	0.0	0	0	0	0.0
Team	3	394.0	0-0-0	0.0	0	0	0	0.0
<b>Total</b>	<b>3</b>	<b>128.2</b>	<b>72-126-4</b>	<b>57.1</b>	<b>964</b>	<b>5</b>	<b>83</b>	<b>321.3</b>
<b>Opponents</b>	<b>3</b>	<b>168.6</b>	<b>61-87-1</b>	<b>70.1</b>	<b>808</b>	<b>6</b>	<b>76</b>	<b>269.3</b>

**Receiving**

Player	gp	no.	yds	avg	td	lg	avg/g
Kaedin Robinson	3	18	290	16.1	0	47	96.7
Makai Jackson	3	14	164	11.7	2	36	54.7
Christan Horn	3	11	244	22.2	1	83	81.3
Eli Wilson	3	10	122	12.2	2	34	40.7
Anderson Castle	3	8	52	6.5	0	19	17.3
Kanye Roberts	3	3	37	12.3	0	15	12.3
Ahmani Marshall	3	2	4	2.0	0	3	1.3
Dalton Stroman	2	2	21	10.5	0	11	10.5
David Larkins	3	1	3	3.0	0	3	1.0
Maquel Haywood	3	1	9	9.0	0	9	3.0
Kanen Hamlett	3	1	8	8.0	0	8	2.7
William Fowles	3	1	10	10.0	0	10	3.3
<b>Total</b>	<b>3</b>	<b>72</b>	<b>964</b>	<b>13.4</b>	<b>5</b>	<b>83</b>	<b>321.3</b>
<b>Opponents</b>	<b>3</b>	<b>61</b>	<b>808</b>	<b>13.2</b>	<b>6</b>	<b>76</b>	<b>269.3</b>

**Punt Returns**

Player	no.	yds	avg	td	lg
<b>Total</b>	<b>0</b>	<b>0</b>	<b>0.0</b>	<b>0</b>	<b>0</b>
<b>Opponents</b>	<b>9</b>	<b>62</b>	<b>6.9</b>	<b>0</b>	<b>25</b>

**Interceptions**

Player	no.	yds	avg	td	lg
Seth Robertson	1	21	21.0	0	21
<b>Total</b>	<b>1</b>	<b>21</b>	<b>21.0</b>	<b>0</b>	<b>21</b>
<b>Opponents</b>	<b>4</b>	<b>50</b>	<b>12.5</b>	<b>1</b>	<b>50</b>

**Kick Returns**

Player	no.	yds	avg	td	lg
Kanye Roberts	8	162	20.3	0	27
Maquel Haywood	2	32	16.0	0	19
<b>Total</b>	<b>10</b>	<b>194</b>	<b>19.4</b>	<b>0</b>	<b>27</b>
<b>Opponents</b>	<b>6</b>	<b>108</b>	<b>18.0</b>	<b>0</b>	<b>31</b>

**Fumble Returns**

Player	no.	yds	avg	td	lg
Jordan Favors	1	0	0.0	0	0
Andre Hamilton	1	0	0.0	0	0
<b>Total</b>	<b>2</b>	<b>0</b>	<b>0.0</b>	<b>0</b>	<b>0</b>
<b>Opponents</b>	<b>2</b>	<b>0</b>	<b>0.0</b>	<b>0</b>	<b>0</b>



**2024-25 App State Football  
Individual Statistics  
All games**

**Scoring**

Player	td	fg	PAT				dxp	saf	pts
			kick	rush	rcv	pass			
Michael Hughes	-	5-5	8-8	-	-	-	-	-	23
Makai Jackson	3	-	-	-	-	-	-	-	18
Eli Wilson	2	-	-	-	1	-	-	-	14
Joey Aguilar	2	-	-	-	-	1	-	-	12
Christan Horn	1	-	-	-	-	-	-	-	6
Anderson Castle	1	-	-	-	-	-	-	-	6
<b>Total</b>	<b>9</b>	<b>5-5</b>	<b>8-8</b>	<b>0</b>	<b>1</b>	<b>1</b>	<b>0</b>	<b>0</b>	<b>79</b>
<b>Opponents</b>	<b>12</b>	<b>4-5</b>	<b>11-12</b>	<b>0</b>	<b>0</b>	<b>0</b>	<b>0</b>	<b>0</b>	<b>95</b>

**Field Goals**

Player	fg	pct.	01-19	20-29	30-39	40-49	50-99	lg	blk
Michael Hughes	5-5	100.0	0-0	1-1	4-4	0-0	0-0	36	0
<b>Opponents</b>	<b>4-5</b>	<b>80.0</b>	<b>0-0</b>	<b>1-1</b>	<b>1-2</b>	<b>2-2</b>	<b>0-0</b>	<b>48</b>	<b>0</b>

**FG Sequence**

Team Name	App State	Opponents
ETSU	(32)	(25)
Clemson	(36),(35)	(36)
East Carolina	(28),(35)	(48),36,(43)

Numbers in (parentheses) indicate field goal was made

**Total Offense**

Player	g	plays	rush	pass	total	avg/g
Joey Aguilar	3	139	44	964	1008	336.0
Anderson Castle	3	33	148	0	148	49.3
Makai Jackson	3	3	71	0	71	23.7
Kanye Roberts	3	19	63	0	63	21.0
Ahmani Marshall	3	14	49	0	49	16.3
Maquel Haywood	3	7	24	0	24	8.0
Kaedin Robinson	3	2	13	0	13	4.3
Jaylon Calhoun	3	1	2	0	2	0.7
Team	3	0	-10	0	-10	-3.3
<b>Total</b>	<b>3</b>	<b>221</b>	<b>404</b>	<b>964</b>	<b>1368</b>	<b>456.0</b>
<b>Opponents</b>	<b>3</b>	<b>191</b>	<b>533</b>	<b>808</b>	<b>1341</b>	<b>447.0</b>

**Punting**

Player	no.	yds	avg	lg	tb	fc	i20	50+	blk
Mitchell Lake	11	420	38.2	61	0	3	2	1	0
Conner Maynard	5	224	44.8	50	2	0	1	1	0
<b>Total</b>	<b>16</b>	<b>644</b>	<b>40.3</b>	<b>61</b>	<b>2</b>	<b>3</b>	<b>3</b>	<b>2</b>	<b>0</b>
<b>Opponents</b>	<b>13</b>	<b>584</b>	<b>44.9</b>	<b>58</b>	<b>4</b>	<b>6</b>	<b>3</b>	<b>4</b>	<b>0</b>

**Kickoffs**

Player	no.	yds	avg	tb	ob	retn	net	ydIn
Michael Hughes	15	927	61.8	10	0			
Jackson Moore	1	53	53.0	0	0			
<b>Total</b>	<b>16</b>	<b>980</b>	<b>61.3</b>	<b>10</b>	<b>0</b>	<b>6</b>	<b>38.9</b>	<b>26</b>
<b>Opponents</b>	<b>19</b>	<b>1200</b>	<b>63.2</b>	<b>9</b>	<b>0</b>	<b>10</b>	<b>41.1</b>	<b>23</b>

**All Purpose**

Player	g	rush	rcv	pr	kr	ir	total	avg/g
Kaedin Robinson	3	13	290	0	0	0	303	101.0
Kanye Roberts	3	63	37	0	162	0	262	87.3
Christan Horn	3	0	244	0	0	0	244	81.3
Makai Jackson	3	71	164	0	0	0	235	78.3
Anderson Castle	3	148	52	0	0	0	200	66.7
Eli Wilson	3	0	122	0	0	0	122	40.7
Maquel Haywood	3	24	9	0	32	0	65	21.7
Ahmani Marshall	3	49	4	0	0	0	53	17.7
Joey Aguilar	3	44	0	0	0	0	44	14.7
Seth Robertson	3	0	0	0	0	21	21	7.0
Dalton Stroman	2	0	21	0	0	0	21	10.5
William Fowles	3	0	10	0	0	0	10	3.3
Kanen Hamlett	3	0	8	0	0	0	8	2.7
David Larkins	3	0	3	0	0	0	3	1.0
Jaylon Calhoun	3	2	0	0	0	0	2	0.7
Team	3	-10	0	0	0	0	-10	-3.3
<b>Total</b>	<b>3</b>	<b>404</b>	<b>964</b>	<b>0</b>	<b>194</b>	<b>21</b>	<b>1583</b>	<b>527.7</b>
<b>Opponents</b>	<b>3</b>	<b>533</b>	<b>808</b>	<b>62</b>	<b>108</b>	<b>50</b>	<b>1561</b>	<b>520.3</b>



2024-25 App State Football  
Overall Defense Statistics  
All games

Team Defense

#	Player	gp	Tackles				tfl/yds	Sacks no-yds	Pass defense			Fumbles		blkd	
			ua	a	tot				int-yds	brup	qbh	fr-yds	ff	kick	saf
26	Caden Sullivan	3	9	11	20	.	.	.	.	1	.	.	.	.	
27	Ronald Clarke	3	9	9	18	.	.	.	.	.	.	.	.	.	
21	DJ Burks	3	9	7	16	1-1	.	.	.	.	.	.	.	.	
56	Kyle Arnholt	3	3	12	15	.	.	.	.	.	.	.	.	.	
8	Brendan Harrington	3	4	10	14	0.5-1	.	.	.	.	.	.	.	.	
33	Derrell Farrar	2	6	6	12	2-8	1-7	.	.	1	.	.	.	.	
11	Avarion Cole	3	5	3	8	1-2	.	.	.	.	.	.	.	.	
91	Joshua Donald	3	2	6	8	1-8	1-8	.	.	.	.	.	.	.	
7	Jordan Favors	3	4	3	7	1-2	.	.	.	.	1-0	.	.	.	
15	Thomas Davis	3	4	3	7	1.5-9	1.5-9	.	.	.	.	.	.	.	
97	Kevin Abrams-Verwayne	3	2	5	7	1-5	0.5-5	.	.	1	.	.	.	.	
17	Jalik Thomas	3	5	2	7	1-2	.	.	.	.	.	.	.	.	
24	Cahari Haynes	3	3	4	7	1-5	1-5	.	.	.	.	.	.	.	
95	Montez Kelley	3	4	3	7	1-2	1-2	.	.	.	.	.	.	.	
13	Elijah Mc-Cantos	3	5	2	7	.	.	.	.	.	.	.	.	.	
37	Andre Hamilton	3	4	3	7	.	.	.	.	.	1-0	1	.	.	
6	Jason Chambers	2	4	2	6	.	.	.	1	.	.	.	.	.	
90	Nate Johnson	3	.	5	5	.	.	.	.	.	.	.	.	.	
0	Trenton Alan Yowe	3	4	1	5	.	.	.	.	.	.	.	.	.	
98	Jason Hertz	3	.	4	4	.	.	.	.	1	.	.	.	.	
2	Ethan Johnson	3	2	2	4	.	.	.	1	.	.	1	.	.	
29	Santana Hopper	2	2	2	4	1-2	1-2	.	.	.	.	1	.	.	
12	Shawn Collins	3	1	3	4	.	.	.	.	.	.	.	.	.	
4	Myles Farmer	2	1	3	4	.	.	.	.	.	.	.	.	.	
96	Josiah Wyatt	3	1	2	3	.	.	.	.	.	.	.	.	.	
92	AJ Mebane	3	1	2	3	.	.	.	.	.	.	.	.	.	
16	Seth Robertson	3	1	2	3	.	.	1-21	.	.	.	.	.	.	
9	Markus Clark	2	2	.	2	.	.	.	.	.	.	.	.	.	
45	Nick Campbell	2	.	1	1	.	.	.	.	.	.	.	.	.	
5	Michael Fletcher	2	.	.	.	.	.	.	.	1	.	.	.	.	
<b>Totals</b>		<b>3</b>	<b>97</b>	<b>118</b>	<b>215</b>	<b>13-47</b>	<b>7-38</b>	<b>1-21</b>	<b>2</b>	<b>5</b>	<b>2-0</b>	<b>3</b>	<b>0</b>	<b>0</b>	
Opponents		3	105	102	207	17-34	2-7	4-50	19	10	2-0	3	0	0	



**2024-25 App State Football  
Passing Game-by-Game  
All games**

#2 Kaedin Robinson	Comp	Att	Int	Pct	Yards	TD	Long	Sacked	Effic.
Clemson	0	1	1	0.0	0	0	0	0-0	-200.0
<b>Totals</b>	<b>0</b>	<b>1</b>	<b>1</b>	<b>0.0</b>	<b>0</b>	<b>0</b>	<b>0</b>	<b>0-0</b>	<b>-200.0</b>

#4 Joey Aguilar	Comp	Att	Int	Pct	Yards	TD	Long	Sacked	Effic.
ETSU	22	36	0	61.1	326	2	83	0-0	155.5
Clemson	18	41	0	43.9	214	1	29	1-7	95.8
East Carolina	32	47	2	68.1	424	2	49	1-0	149.4
<b>Totals</b>	<b>72</b>	<b>124</b>	<b>2</b>	<b>58.1</b>	<b>964</b>	<b>5</b>	<b>83</b>	<b>2-7</b>	<b>133.4</b>

#9 Billy Wiles	Comp	Att	Int	Pct	Yards	TD	Long	Sacked	Effic.
Clemson	0	1	1	0.0	0	0	0	0-0	-200.0
<b>Totals</b>	<b>0</b>	<b>1</b>	<b>1</b>	<b>0.0</b>	<b>0</b>	<b>0</b>	<b>0</b>	<b>0-0</b>	<b>-200.0</b>

**2024-25 App State Football  
Rushing/Receiving Game-by-Game  
All games**

**Rushing**

Player	No-Yds/TD	ETSU	CU	ECU
Anderson Castle	33-148/1	9-28/0	7-80/1	17-40/0
Kanye Roberts	19-63/0	9-35/0	5-13/0	5-15/0
Joey Aguilar	15-44/2	5-19/2	2--3/0	8-28/0
Ahmani Marshall	14-49/0	3-13/0	7-28/0	4-8/0
Maquel Haywood	7-24/0	4-19/0	3-5/0	-
Makai Jackson	3-71/1	1-47/1	2-24/0	-
Kaedin Robinson	1-13/0	1-13/0	-	-
Jaylon Calhoun	1-2/0	-	1-2/0	-

**Receiving**

Player	No-Yds/TD	ETSU	CU	ECU
Kaedin Robinson	18-290/0	8-103/0	3-58/0	7-129/0
Makai Jackson	14-164/2	2-24/0	6-54/1	6-86/1
Christan Horn	11-244/1	3-89/1	3-47/0	5-108/0
Eli Wilson	10-122/2	3-43/1	3-26/0	4-53/1
Anderson Castle	8-52/0	2-20/0	1-19/0	5-13/0
Kanye Roberts	3-37/0	3-37/0	-	-
Dalton Stroman	2-21/0	DNP	-	2-21/0
Ahmani Marshall	2-4/0	-	1-1/0	1-3/0
William Fowles	1-10/0	1-10/0	-	-
Maquel Haywood	1-9/0	-	1-9/0	-
Kanen Hamlett	1-8/0	-	-	1-8/0
David Larkins	1-3/0	-	-	1-3/0



**2024-25 App State Football  
Total Tackles Game-by-Game  
All games**

**Total Tackles**

Player	S-A	Total	ETSU	CU	ECU
Caden Sullivan	9-11	20	2-4	3-2	4-5
Ronald Clarke	9-9	18	2-3	4-4	3-2
DJ Burks	9-7	16	0-2	4-2	5-3
Kyle Arnholt	3-12	15	0-10	2-0	1-2
Brendan Harrington	4-10	14	1-5	2-4	1-1
Derrell Farrar	6-6	12	2-1	4-5	DNP
Avarion Cole	5-3	8	2-1	1-1	2-1
Joshua Donald	2-6	8	0-2	0-1	2-3
Elijah Mc-Cantos	5-2	7	0-1	4-1	1-0
Jalik Thomas	5-2	7	1-1	2-1	2-0
Jordan Favors	4-3	7	-	4-1	0-2
Thomas Davis	4-3	7	3-1	-	1-2
Andre Hamilton	4-3	7	0-2	4-1	-
Montez Kelley	4-3	7	1-2	1-1	2-0
Cahari Haynes	3-4	7	1-1	1-0	1-3
Kevin Abrams-Verwayne	2-5	7	1-4	0-1	1-0
Jason Chambers	4-2	6	DNP	2-2	2-0
Trenton Alan Yowe	4-1	5	2-1	2-0	-
Nate Johnson	0-5	5	0-5	-	-
Ethan Johnson	2-2	4	0-2	1-0	1-0
Santana Hopper	2-2	4	DNP	0-1	2-1
Myles Farmer	1-3	4	1-1	0-2	DNP
Shawn Collins	1-3	4	1-1	-	0-2
Jason Hertz	0-4	4	0-1	-	0-3
Seth Robertson	1-2	3	1-1	0-1	-
AJ Mebane	1-2	3	0-2	-	1-0
Josiah Wyatt	1-2	3	0-2	1-0	-
Markus Clark	2-0	2	-	2-0	DNP
Nick Campbell	0-1	1	-	0-1	DNP

**2024-25 App State Football  
Sacks Game-by-Game  
All games**

Player	UA-A	Total	ETSU	CU	ECU
Thomas Davis	1-1	1.5	1.5-9	-	-
Cahari Haynes	1-0	1	-	-	1-5
Santana Hopper	1-0	1	DNP	-	1-2
Derrell Farrar	1-0	1	1-7	-	DNP
Joshua Donald	1-0	1	-	-	1-8
Montez Kelley	1-0	1	-	-	1-2
Kevin Abrams-Verwayne	0-1	0.5	0.5-5	-	-



2024-25 App State Football  
Team Game-by-Game  
All games

Date	Opponent	Rushing				Receiving				Passing				Kick Returns				Punt Returns				tot off		
		no.	yds	td	lg	no.	yds	td	lg	cmp	att	int	yds	td	lg	no.	yds	td	lg	no.	yds		td	lg
08/31/2024	ETSU	32	174	3	47	22	326	2	83	22	36	0	326	2	83	2	49	0	27	0	0	0	0	500
09/07/2024	at Clemson	27	149	1	21	18	214	1	29	18	43	2	214	1	29	6	113	0	25	0	0	0	0	363
09/14/2024	at East Carolina	36	81	0	11	32	424	2	49	32	47	2	424	2	49	2	32	0	19	0	0	0	0	505
<b>App State</b>		<b>95</b>	<b>404</b>	<b>4</b>	<b>47</b>	<b>72</b>	<b>964</b>	<b>5</b>	<b>83</b>	<b>72</b>	<b>126</b>	<b>4</b>	<b>964</b>	<b>5</b>	<b>83</b>	<b>10</b>	<b>194</b>	<b>0</b>	<b>27</b>	<b>0</b>	<b>0</b>	<b>0</b>	<b>0</b>	<b>1368</b>
<b>Opponents</b>		<b>104</b>	<b>533</b>	<b>5</b>	<b>83</b>	<b>61</b>	<b>808</b>	<b>6</b>	<b>76</b>	<b>61</b>	<b>87</b>	<b>1</b>	<b>808</b>	<b>6</b>	<b>76</b>	<b>6</b>	<b>108</b>	<b>0</b>	<b>31</b>	<b>9</b>	<b>62</b>	<b>0</b>	<b>25</b>	<b>1341</b>

App State Averages

Games	Avg/ rush	Avg/ catch	Pass effic	KR avg	PR avg	All purpose avg/game	Total offense avg/game
3	4.3	13.4	128.2	19.4	0.0	527.7	456.0

Date	Opponent	ua	Tackles			no-yds	Fumble		Pass Defense			blkd kick	PAT attempts			off pts			
			a total	tfl-yds	no-yds		ff	fr-yds	int-yds	qbh	brup		kick	rush	rcv		saf	t/o	
08/31/2024	ETSU	21	56	77	6.0-26	3-21	0	0-0	0-0	3	0	0	5-5	0	0	0	0	0	38
09/07/2024	at Clemson	44	32	76	3.0-4	0-0	1	1-0	0-0	1	1	0	2-2	0	0	0	0	3	20
09/14/2024	at East Carolina	32	30	62	4.0-17	4-17	2	1-0	1-21	1	1	0	1-1	0	1	0	0	0	21
<b>App State</b>		<b>97</b>	<b>118</b>	<b>215</b>	<b>13.0-47</b>	<b>7-38</b>	<b>3</b>	<b>2-0</b>	<b>1-21</b>	<b>5</b>	<b>2</b>	<b>0</b>	<b>8-8</b>	<b>0</b>	<b>1</b>	<b>0</b>	<b>3</b>	<b>79</b>	
<b>Opponents</b>		<b>105</b>	<b>102</b>	<b>207</b>	<b>17.0-34</b>	<b>2-7</b>	<b>3</b>	<b>2-0</b>	<b>4-50</b>	<b>10</b>	<b>19</b>	<b>0</b>	<b>11-12</b>	<b>0</b>	<b>0</b>	<b>0</b>	<b>9</b>	<b>95</b>	

Date	Opponent	Punting										Field Goals			Kickoffs			
		no.	yds	avg	long	blkd	tb	fc	50+	i20	md-att	long	blkd	no.	yds	avg	tb	ob
08/31/2024	ETSU	3	117	39.0	44	0	0	3	0	0	1-1	32	0	7	453	64.7	6	0
09/07/2024	at Clemson	8	303	37.9	61	0	0	0	1	2	2-2	36	0	4	238	59.5	2	0
09/14/2024	at East Carolina	5	224	44.8	50	0	2	0	1	1	2-2	35	0	5	289	57.8	2	0
<b>App State</b>		<b>16</b>	<b>644</b>	<b>40.3</b>	<b>61</b>	<b>0</b>	<b>2</b>	<b>3</b>	<b>2</b>	<b>3</b>	<b>5-5</b>	<b>36</b>	<b>0</b>	<b>16</b>	<b>980</b>	<b>61.3</b>	<b>10</b>	<b>0</b>
<b>Opponents</b>		<b>13</b>	<b>584</b>	<b>44.9</b>	<b>58</b>	<b>0</b>	<b>4</b>	<b>6</b>	<b>4</b>	<b>3</b>	<b>4-5</b>	<b>48</b>	<b>0</b>	<b>19</b>	<b>1200</b>	<b>63.2</b>	<b>9</b>	<b>0</b>



2024-25 App State Football  
Team Game-by-Game Comparison  
All games

Opponent	Score	First Downs				Rushing		Passing			Total Offense		Return Yards	Turn-Overs
		Total	Rush	Pass	Pen	Number-Yards	Comp-Att.-Int	Yards	Plays-Yards	Plays-Yards				
ETSU	38-10	22 / 15	10 / 7	10 / 7	2 / 1	32-174 / 40-183	22-36-0 / 11-20-0	326 / 122	68-500 / 60-305	49 / 23	0 / 0			
Clemson	20-66	24 / 28	9 / 11	11 / 16	4 / 1	27-149 / 34-252	18-43-2 / 32-39-0	214 / 460	70-363 / 73-712	113 / 79	3 / 1			
East Carolina	21-19	25 / 16	6 / 6	19 / 7	0 / 3	36-81 / 30-98	32-47-2 / 18-28-1	424 / 226	83-505 / 58-324	53 / 118	3 / 2			
<b>Totals</b>	<b>79-95</b>	<b>71 / 59</b>	<b>25 / 24</b>	<b>40 / 30</b>	<b>6 / 5</b>	<b>95-404 / 104-533</b>	<b>72-126-4 / 61-87-1</b>	<b>964 / 808</b>	<b>221-1368 / 191-1341</b>	<b>215 / 220</b>	<b>6 / 3</b>			

Opponents	3rd Down		4th Down		Time of Possession	TOP Margin	Avg Yds/Rush	Avg Yds/Pass	Avg Yds/Play	Punting		Penalties		Sacks
	Conversion	Conversion	Number-Avg	Number-Avg						Number-Yards	Yards			
ETSU	6-12 / 3-13	1-2 / 1-3	28:25 / 30:11	-01:46	5.4 / 4.6	9.1 / 6.1	7.4 / 5.1	3-39.0 / 6-48.2	6-60.0 / 7-65.0	3 / 0				
Clemson	4-13 / 6-12	0-0 / 1-3	28:27 / 31:33	-03:06	5.5 / 7.4	5.0 / 11.8	5.2 / 9.8	8-37.9 / 2-47.0	7-73.0 / 8-85.0	0 / 1				
East Carolina	6-14 / 5-13	0-0 / 0-0	39:00 / 21:00	18:00	2.3 / 3.3	9.0 / 8.1	6.1 / 5.6	5-44.8 / 5-40.2	5-61.0 / 6-42.0	4 / 1				
<b>Totals</b>	<b>16-39 / 14-38</b>	<b>1-2 / 2-6</b>	<b>95:52 / 82:44</b>	<b>13:08</b>	<b>4.3 / 5.1</b>	<b>7.7 / 9.3</b>	<b>6.2 / 7.0</b>	<b>16-40.3 / 13-44.9</b>	<b>18-194.0 / 21-192.0</b>	<b>7 / 2</b>				

Note: Game totals are displayed in the format TEAM/OPPONENT for each category



2024-25 App State Football  
Opponents Game-by-Game  
All games

Date	Opponent	Rushing				Receiving				Passing				Kick Returns				Punt Returns				tot off		
		no.	yds	td	lg	no.	yds	td	lg	cmp	att	int	yds	td	lg	no.	yds	td	lg	no.	yds		td	lg
08/31/2024	ETSU	40	183	1	80	11	122	0	28	11	20	0	122	0	28	1	23	0	23	0	0	0	0	305
09/07/2024	at Clemson	34	252	4	83	32	460	5	76	32	39	0	460	5	76	2	35	0	28	6	44	0	25	712
09/14/2024	at East Carolina	30	98	0	11	18	226	1	65	18	28	1	226	1	65	3	50	0	31	3	18	0	11	324
<b>Opponents</b>		<b>104</b>	<b>533</b>	<b>5</b>	<b>83</b>	<b>61</b>	<b>808</b>	<b>6</b>	<b>76</b>	<b>61</b>	<b>87</b>	<b>1</b>	<b>808</b>	<b>6</b>	<b>76</b>	<b>6</b>	<b>108</b>	<b>0</b>	<b>31</b>	<b>9</b>	<b>62</b>	<b>0</b>	<b>25</b>	<b>1341</b>
<b>App State</b>		<b>95</b>	<b>404</b>	<b>4</b>	<b>47</b>	<b>72</b>	<b>964</b>	<b>5</b>	<b>83</b>	<b>72</b>	<b>126</b>	<b>4</b>	<b>964</b>	<b>5</b>	<b>83</b>	<b>10</b>	<b>194</b>	<b>0</b>	<b>27</b>	<b>0</b>	<b>0</b>	<b>0</b>	<b>0</b>	<b>1368</b>

Opponents Averages

Games	Avg/ rush	Avg/ catch	Pass effic	KR avg	PR avg	All purpose avg/game	Total offense avg/game
3	5.1	13.2	168.6	18.0	6.9	520.3	447.0

Date	Opponent	ua	Tackles				Sacks	Fumble		Pass Defense			blkd kick	PAT attempts			off saf t/o pts	
			a total	tfl-yds	no-yds	ff fr-yds		int-yds	qbh	brup	kick	kick		rush	rcv			
08/31/2024	ETSU	32	36	68	2.0-3	0-0	0	0-0	0-0	5	5	0	1-1	0	0	0	0	10
09/07/2024	at Clemson	36	20	56	5.0-13	1-7	1	1-0	2-0	4	10	0	9-9	0	0	0	3	66
09/14/2024	at East Carolina	37	46	83	10.0-18	1-0	2	1-0	2-50	1	4	0	1-2	0	0	0	6	19
<b>Opponents</b>		<b>105</b>	<b>102</b>	<b>207</b>	<b>17.0-34</b>	<b>2-7</b>	<b>3</b>	<b>2-0</b>	<b>4-50</b>	<b>10</b>	<b>19</b>	<b>0</b>	<b>11-12</b>	<b>0</b>	<b>0</b>	<b>0</b>	<b>9</b>	<b>95</b>
<b>App State</b>		<b>97</b>	<b>118</b>	<b>215</b>	<b>13.0-47</b>	<b>7-38</b>	<b>3</b>	<b>2-0</b>	<b>1-21</b>	<b>5</b>	<b>2</b>	<b>0</b>	<b>8-8</b>	<b>0</b>	<b>1</b>	<b>0</b>	<b>3</b>	<b>79</b>

Date	Opponent	Punting										Field Goals			Kickoffs			
		no.	yds	avg	long	blkd	tb	fc	50+	i20	md-att	long	blkd	no.	yds	avg	tb	ob
08/31/2024	ETSU	6	289	48.2	58	0	3	1	3	1	1-1	25	0	3	187	62.3	1	0
09/07/2024	at Clemson	2	94	47.0	54	0	1	1	1	1	1-1	36	0	11	698	63.5	5	0
09/14/2024	at East Carolina	5	201	40.2	48	0	0	4	0	1	2-3	48	0	5	315	63.0	3	0
<b>Opponents</b>		<b>13</b>	<b>584</b>	<b>44.9</b>	<b>58</b>	<b>0</b>	<b>4</b>	<b>6</b>	<b>4</b>	<b>3</b>	<b>4-5</b>	<b>48</b>	<b>0</b>	<b>19</b>	<b>1200</b>	<b>63.2</b>	<b>9</b>	<b>0</b>
<b>App State</b>		<b>16</b>	<b>644</b>	<b>40.3</b>	<b>61</b>	<b>0</b>	<b>2</b>	<b>3</b>	<b>2</b>	<b>3</b>	<b>5-5</b>	<b>36</b>	<b>0</b>	<b>16</b>	<b>980</b>	<b>61.3</b>	<b>10</b>	<b>0</b>



2024-25 App State Football  
Red-Zone Results  
All games

App State Inside Opponent Red-Zone

Date	Opponent	Score	Times In RZ	Times Scored	Total Pts	TDs	Rush TDs	Pass TDs	FGs Made	Failed to score inside RZ					
										FGA	Down	Int	Fumb	Half	Game
08/31/2024	ETSU	W 38-10	3	3	17	2	2	0	1	1	0	0	0	0	0
09/07/2024	at Clemson	L 20-66	5	4	20	2	1	1	2	2	0	1	0	0	0
09/14/2024	at East Carolina	W 21-19	4	3	14	1	0	1	2	2	0	0	0	0	1
<b>Totals 10 of 12 (83.3%)</b>			<b>12</b>	<b>10</b>	<b>51</b>	<b>5</b>	<b>3</b>	<b>2</b>	<b>5</b>	<b>5</b>	<b>0</b>	<b>1</b>	<b>0</b>	<b>0</b>	<b>1</b>

Opponents Inside App State Red-Zone

Date	Opponent	Score	Times In RZ	Times Scored	Total Pts	TDs	Rush TDs	Pass TDs	FGs Made	Failed to score inside RZ					
										FGA	Down	Int	Fumb	Half	Game
08/31/2024	ETSU	W 38-10	1	1	3	0	0	0	1	1	0	0	0	0	0
09/07/2024	Clemson	L 20-66	5	5	31	4	3	1	1	1	0	0	0	0	0
09/14/2024	East Carolina	W 21-19	2	1	3	0	0	0	1	2	0	0	0	0	0
<b>Totals 7 of 8 (87.5%)</b>			<b>8</b>	<b>7</b>	<b>37</b>	<b>4</b>	<b>3</b>	<b>1</b>	<b>3</b>	<b>4</b>	<b>0</b>	<b>0</b>	<b>0</b>	<b>0</b>	<b>0</b>



2024-25 App State Football  
Team Game Highs  
All games

App State - Game Highs

<b>RUSHES</b>	36	at East Carolina (09/14/2024)
<b>YARDS RUSHING</b>	174	ETSU (08/31/2024)
<b>YARDS PER RUSH</b>	5.5	at Clemson (09/07/2024)
<b>TD RUSHES</b>	3	ETSU (08/31/2024)
<b>PASS ATTEMPTS</b>	47	at East Carolina (09/14/2024)
<b>PASS COMPLETIONS</b>	32	at East Carolina (09/14/2024)
<b>YARDS PASSING</b>	424	at East Carolina (09/14/2024)
<b>YARDS PER PASS</b>	9.1	ETSU (08/31/2024)
<b>TD PASSES</b>	2	at East Carolina (09/14/2024)
	2	ETSU (08/31/2024)
<b>TOTAL PLAYS</b>	83	at East Carolina (09/14/2024)
<b>TOTAL OFFENSE</b>	505	at East Carolina (09/14/2024)
<b>YARDS PER PLAY</b>	7.4	ETSU (08/31/2024)
<b>POINTS</b>	38	ETSU (08/31/2024)
<b>SACKS BY</b>	4	at East Carolina (09/14/2024)
<b>FIRST DOWNS</b>	25	at East Carolina (09/14/2024)
<b>PENALTIES</b>	7	at Clemson (09/07/2024)
<b>PENALTY YARDS</b>	73	at Clemson (09/07/2024)
<b>TURNOVERS</b>	3	at East Carolina (09/14/2024)
	3	at Clemson (09/07/2024)
<b>PUNTS</b>	8	at Clemson (09/07/2024)
<b>PUNTING AVG</b>	44.8	at East Carolina (09/14/2024)
<b>LONG PUNT</b>	61	at Clemson (09/07/2024)
<b>PUNTS INSIDE 20</b>	2	at Clemson (09/07/2024)
<b>LONG PUNT RETURN</b>	0	at East Carolina (09/14/2024)
	0	at Clemson (09/07/2024)
	0	ETSU (08/31/2024)



**2024-25 App State Football  
Individual Game Highs  
All games**

**App State - Individual Game Highs**

<b>RUSHES</b>	17	Anderson Castle at East Carolina (09/14/2024)
<b>YARDS RUSHING</b>	80	Anderson Castle at Clemson (09/07/2024)
<b>TD RUSHES</b>	2	Joey Aguilar vs ETSU (08/31/2024)
<b>LONG RUSH</b>	47	Makai Jackson vs ETSU (08/31/2024)
<b>PASS ATTEMPTS</b>	47	Joey Aguilar at East Carolina (09/14/2024)
<b>PASS COMPLETIONS</b>	32	Joey Aguilar at East Carolina (09/14/2024)
<b>YARDS PASSING</b>	424	Joey Aguilar at East Carolina (09/14/2024)
<b>TD PASSES</b>	2	Joey Aguilar at East Carolina (09/14/2024)
	2	Joey Aguilar vs ETSU (08/31/2024)
<b>LONG PASS</b>	83	Joey Aguilar vs ETSU (08/31/2024)
<b>RECEPTIONS</b>	8	Kaedin Robinson vs ETSU (08/31/2024)
<b>YARDS RECEIVING</b>	129	Kaedin Robinson at East Carolina (09/14/2024)
<b>TD RECEPTIONS</b>	1	Eli Wilson at East Carolina (09/14/2024)
	1	Makai Jackson at East Carolina (09/14/2024)
	1	Makai Jackson at Clemson (09/07/2024)
	1	Christan Horn vs ETSU (08/31/2024)
	1	Eli Wilson vs ETSU (08/31/2024)
<b>LONG RECEPTION</b>	83	Christan Horn vs ETSU (08/31/2024)
<b>PUNTS</b>	8	Mitchell Lake at Clemson (09/07/2024)
<b>PUNTING AVG</b>	44.8	Conner Maynard at East Carolina (09/14/2024)
<b>LONG PUNT</b>	61	Mitchell Lake at Clemson (09/07/2024)
<b>PUNTS INSIDE 20</b>	2	Mitchell Lake at Clemson (09/07/2024)
<b>LONG PUNT RETURN</b>	none	
<b>LONG KICKOFF RETURN</b>	27	Kanye Roberts vs ETSU (08/31/2024)
<b>TACKLES</b>	10	Kyle Arnholt vs ETSU (08/31/2024)
<b>SACKS</b>	1.5	Thomas Davis vs ETSU (08/31/2024)
<b>TACKLES FOR LOSS</b>	1.5	Thomas Davis vs ETSU (08/31/2024)



2024-25 App State Football  
Opponent Match Highs  
All games

Opponent - Game Highs

<b>RUSHES</b>	40	ETSU (08/31/2024)
<b>YARDS RUSHING</b>	252	at Clemson (09/07/2024)
<b>YARDS PER RUSH</b>	7.4	at Clemson (09/07/2024)
<b>TD RUSHES</b>	4	at Clemson (09/07/2024)
<b>PASS ATTEMPTS</b>	39	at Clemson (09/07/2024)
<b>PASS COMPLETIONS</b>	32	at Clemson (09/07/2024)
<b>YARDS PASSING</b>	460	at Clemson (09/07/2024)
<b>YARDS PER PASS</b>	11.8	at Clemson (09/07/2024)
<b>TD PASSES</b>	5	at Clemson (09/07/2024)
<b>TOTAL PLAYS</b>	73	at Clemson (09/07/2024)
<b>TOTAL OFFENSE</b>	712	at Clemson (09/07/2024)
<b>YARDS PER PLAY</b>	9.8	at Clemson (09/07/2024)
<b>POINTS</b>	66	at Clemson (09/07/2024)
<b>SACKS BY</b>	1 1	at East Carolina (09/14/2024) at Clemson (09/07/2024)
<b>FIRST DOWNS</b>	28	at Clemson (09/07/2024)
<b>PENALTIES</b>	8	at Clemson (09/07/2024)
<b>PENALTY YARDS</b>	85	at Clemson (09/07/2024)
<b>TURNOVERS</b>	2	at East Carolina (09/14/2024)
<b>PUNTS</b>	6	ETSU (08/31/2024)
<b>PUNTING AVG</b>	48.2	ETSU (08/31/2024)
<b>LONG PUNT</b>	58	ETSU (08/31/2024)
<b>PUNTS INSIDE 20</b>	1 1 1	at East Carolina (09/14/2024) at Clemson (09/07/2024) ETSU (08/31/2024)
<b>LONG PUNT RETURN</b>	25	at Clemson (09/07/2024)



2024-25 App State Football  
Opponent Match Lows  
All games

Opponent - Game Lows

<b>RUSHES</b>	30	at East Carolina (09/14/2024)
<b>YARDS RUSHING</b>	98	at East Carolina (09/14/2024)
<b>YARDS PER RUSH</b>	3.3	at East Carolina (09/14/2024)
<b>TD RUSHES</b>	0	at East Carolina (09/14/2024)
<b>PASS ATTEMPTS</b>	20	ETSU (08/31/2024)
<b>PASS COMPLETIONS</b>	11	ETSU (08/31/2024)
<b>YARDS PASSING</b>	122	ETSU (08/31/2024)
<b>YARDS PER PASS</b>	6.1	ETSU (08/31/2024)
<b>TD PASSES</b>	0	ETSU (08/31/2024)
<b>TOTAL PLAYS</b>	58	at East Carolina (09/14/2024)
<b>TOTAL OFFENSE</b>	305	ETSU (08/31/2024)
<b>YARDS PER PLAY</b>	5.1	ETSU (08/31/2024)
<b>POINTS</b>	10	ETSU (08/31/2024)
<b>SACKS BY</b>	0	ETSU (08/31/2024)
<b>FIRST DOWNS</b>	15	ETSU (08/31/2024)
<b>PENALTIES</b>	6	at East Carolina (09/14/2024)
<b>PENALTY YARDS</b>	42	at East Carolina (09/14/2024)
<b>INTERCEPTIONS BY</b>	0	ETSU (08/31/2024)
<b>PUNTS</b>	2	at Clemson (09/07/2024)
<b>PUNTING AVG</b>	40.2	at East Carolina (09/14/2024)
<b>LONG PUNT</b>	48	at East Carolina (09/14/2024)
<b>PUNTS INSIDE 20</b>	1	at East Carolina (09/14/2024)
	1	at Clemson (09/07/2024)
	1	ETSU (08/31/2024)
<b>LONG PUNT RETURN</b>	0	ETSU (08/31/2024)



**2024-25 App State Football  
Opponent Individual Match Highs  
All games**

**Opponent - Individual Game Highs**

<b>RUSHES</b>	18	Rahjai Harris at East Carolina (09/14/2024)
<b>YARDS RUSHING</b>	126	Devontae Houston vs ETSU (08/31/2024)
<b>TD RUSHES</b>	2	Cade Klubnik at Clemson (09/07/2024)
<b>LONG RUSH</b>	83	Phil Mafah at Clemson (09/07/2024)
<b>PASS ATTEMPTS</b>	28	Jake Garcia at East Carolina (09/14/2024)
<b>PASS COMPLETIONS</b>	24	Cade Klubnik at Clemson (09/07/2024)
<b>YARDS PASSING</b>	378	Cade Klubnik at Clemson (09/07/2024)
<b>TD PASSES</b>	5	Cade Klubnik at Clemson (09/07/2024)
<b>LONG PASS</b>	76	Cade Klubnik at Clemson (09/07/2024)
<b>RECEPTIONS</b>	7	Jake Briningstool at Clemson (09/07/2024)
<b>YARDS RECEIVING</b>	130	Bryant Wesco Jr. at Clemson (09/07/2024)
<b>TD RECEPTIONS</b>	2	Jake Briningstool at Clemson (09/07/2024)
<b>LONG RECEPTION</b>	76	Bryant Wesco Jr. at Clemson (09/07/2024)
<b>FIELD GOALS</b>	2	Andrew Conrad at East Carolina (09/14/2024)
<b>LONG FIELD GOALS</b>	48	Andrew Conrad at East Carolina (09/14/2024)
<b>PUNTS</b>	6	Nate Brackett vs ETSU (08/31/2024)
<b>PUNTING AVG</b>	54.0	Aidan Swanson at Clemson (09/07/2024)
<b>LONG PUNT</b>	58	Nate Brackett vs ETSU (08/31/2024)
<b>PUNTS INSIDE 20</b>	1 1 1	Luke Larsen at East Carolina (09/14/2024) Jack Smith at Clemson (09/07/2024) Nate Brackett vs ETSU (08/31/2024)
<b>LONG PUNT RETURN</b>	25	Antonio Williams at Clemson (09/07/2024)
<b>LONG KICKOFF RETURN</b>	31	Winston Wright Jr. at East Carolina (09/14/2024)
<b>TACKLES</b>	13	Zakye Barker at East Carolina (09/14/2024)
<b>SACKS</b>	1 1	Elijah Morris at East Carolina (09/14/2024) Stephiylan Green at Clemson (09/07/2024)
<b>TACKLES FOR LOSS</b>	2 2	Elijah Morris at East Carolina (09/14/2024) Stephiylan Green at Clemson (09/07/2024)
<b>INTERCEPTIONS</b>	1 1 1 1	Shavon Revel Jr. at East Carolina (09/14/2024) Gavin Gibson at East Carolina (09/14/2024) Levi Matthews at Clemson (09/07/2024) Ricardo Jones at Clemson (09/07/2024)



## 2024-25 App State Football Games Played All games

##	Player	GP-GS	ETSU	CU	ECU
0	William Fowles	3/0	XXX	XXX	XXX
0	Trenton Alan Yowe	3/1	START	XXX	XXX
1	Anderson Castle	3/1	XXX	XXX	START
2	Kaedin Robinson	3/3	START	START	START
2	Ethan Johnson	3/2	XXX	START	START
3	Ahmani Marshall	3/0	XXX	XXX	XXX
4	Myles Farmer	2/0	XXX	XXX	...
4	Joey Aguilar	3/3	START	START	START
5	Michael Fletcher	2/2	START	START	...
6	Jason Chambers	2/2	...	START	START
6	Matthew Wilson	0/0	...	...	...
7	Jordan Favors	3/3	START	START	START
8	Brendan Harrington	3/0	XXX	XXX	XXX
8	Dalton Stroman	2/0	...	XXX	XXX
9	Billy Wiles	2/0	XXX	XXX	...
9	Markus Clark	2/1	XXX	START	...
10	Colton Phares	3/0	XXX	XXX	XXX
10	Zahn Coakley	0/0	...	...	...
11	Avarion Cole	3/3	START	START	START
11	Grant Tucker	0/0	...	...	...
12	Michael Hetzel	3/0	XXX	XXX	XXX
12	Shawn Collins	3/0	XXX	XXX	XXX
13	Christan Horn	3/3	START	START	START
13	Elijah Mc-Cantos	3/0	XXX	XXX	XXX
14	Kanye Roberts	3/2	START	START	XXX
14	Jayden Bethea	0/0	...	...	...
15	Thomas Davis	3/0	XXX	XXX	XXX
15	Makai Jackson	3/2	XXX	START	START
16	Seth Robertson	3/1	START	XXX	XXX
16	David Hernandez	0/0	...	...	...
17	Jalik Thomas	3/0	XXX	XXX	XXX
18	Zavier Short	3/0	XXX	XXX	XXX
18	Trey Lenhardt	0/0	...	...	...
19	Cameron Estep	0/0	...	...	...
19	Nick Taylor	0/0	...	...	...
20	Jaylon Calhoun	3/0	XXX	XXX	XXX
20	Kaleb Neal	0/0	...	...	...
21	DJ Burks	3/0	XXX	XXX	XXX
21	Reece Larson	0/0	...	...	...
22	Franklin Baret Jr.	0/0	...	...	...
22	DaRon Wilson	0/0	...	...	...
24	Cahari Haynes	3/0	XXX	XXX	XXX
25	Kai Fernandes	0/0	...	...	...
25	Blake Hoban	0/0	...	...	...
26	Caden Sullivan	3/3	START	START	START
26	Khamani Alexander	0/0	...	...	...
27	Ronald Clarke	3/3	START	START	START
27	Michael Dipasquale	0/0	...	...	...
28	Maquel Haywood	3/0	XXX	XXX	XXX
28	Zyeir Gamble	2/0	...	XXX	XXX
29	Santana Hopper	2/2	...	START	START
30	Carter Greene	0/0	...	...	...
31	Dyvon McKinney	0/0	...	...	...
33	Derrell Farrar	2/0	XXX	XXX	...
35	Jack Scroggs	3/0	XXX	XXX	XXX
36	Tyshawn Sanders	0/0	...	...	...
37	Andre Hamilton	3/0	XXX	XXX	XXX
39	Jackson Moore	1/0	...	...	XXX
39	Ashton Parker	0/0	...	...	...
40	Cole Becker	0/0	...	...	...

##	Player	GP-GS	ETSU	CU	ECU
41	Conner Maynard	3/0	XXX	XXX	XXX
42	Christian Johnstone	3/0	XXX	XXX	XXX
42	Braxton Veiga	0/0	...	...	...
43	Ryan McKinnis	0/0	...	...	...
43	Cash McVay	0/0	...	...	...
44	Brodrick Gooch	0/0	...	...	...
45	Nick Campbell	2/0	XXX	XXX	...
46	Jared Gibble	2/0	XXX	XXX	...
46	Isaiah McGuffin	0/0	...	...	...
47	Carter Everett	0/0	...	...	...
48	Luke Lair	0/0	...	...	...
49	Mitchell Lake	2/0	XXX	XXX	...
49	Randy Marion III	0/0	...	...	...
50	Jackson Briley	0/0	...	...	...
51	Anthony Rosier	0/0	...	...	...
52	Orlando Leon	0/0	...	...	...
52	Cayden Sweatt	0/0	...	...	...
53	Jake Ganoë	0/0	...	...	...
54	Gabriel Simpkins	0/0	...	...	...
55	Jackson Bussey	0/0	...	...	...
56	Kyle Arnholt	3/3	START	START	START
57	Austin Hobson	0/0	...	...	...
58	Blake Bradford	0/0	...	...	...
60	Ethan Ryan	1/0	XXX	...	...
62	JT Sowell	0/0	...	...	...
63	Jayden Ramsey	1/0	XXX	...	...
64	Michael Marotta	1/0	XXX	...	...
65	Gabe Funk	0/0	...	...	...
66	Danny Stevens	0/0	...	...	...
67	Thomas Shrader	3/3	START	START	START
68	Jack Hollifield	3/3	START	START	START
70	Thornton Gentry	3/3	START	START	START
72	Markell Samuel	3/3	START	START	START
73	Garner Langlo	3/0	XXX	XXX	XXX
74	Griffin Scroggs	3/3	START	START	START
75	Felix Doege	0/0	...	...	...
76	Luke Burgess	1/0	XXX	...	...
77	Daniel Davis	0/0	...	...	...
78	Dylan Barbrey	0/0	...	...	...
79	Andres Dewerk	3/0	XXX	XXX	XXX
80	Max Drag	3/0	XXX	XXX	XXX
81	Jose Leon	0/0	...	...	...
82	Chris Lawson Jr.	2/0	XXX	XXX	...
83	Jack Kelly	0/0	...	...	...
84	Ayden Burkey	0/0	...	...	...
85	David Larkins	3/1	START	XXX	XXX
86	Kanen Hamlett	3/0	XXX	XXX	XXX
87	Eli Wilson	3/3	START	START	START
88	Luke Hale	0/0	...	...	...
89	Bryce Gee	0/0	...	...	...
90	Nate Johnson	3/3	START	START	START
91	Joshua Donald	3/2	START	XXX	START
92	AJ Mebane	3/0	XXX	XXX	XXX
93	DeNigel Cooper	0/0	...	...	...
94	Bucci Farmer	0/0	...	...	...
95	Montez Kelley	3/1	START	XXX	XXX
96	Josiah Wyatt	3/0	XXX	XXX	XXX
97	Kevin Abrams-Verwayne	3/1	XXX	XXX	START
98	Jason Hertz	3/0	XXX	XXX	XXX
99	Michael Hughes	3/0	XXX	XXX	XXX

## NCAA Statistics

App State - 2024-25 Football Ranking Summary thru games 09/14/2024

Statistic	National Rank	Conference Rank	Value	National Leader	Value	Conference Leader	Value
3rd Down Conversion Pct (133 ranked)	67	8	0.410	Arkansas	0.675	Louisiana	0.550
3rd Down Conversion Pct Defense (133 ranked)	75	6	0.368	Miami (FL)	0.147	James Madison	0.265
4th Down Conversion Pct (125 ranked)	65	7	0.500	14 teams tied	1.000	Old Dominion	1.000
4th Down Conversion Pct Defense (125 ranked)	33	4	0.333	17 teams tied	0.000	Arkansas St.	0.000
Blocked Kicks (12 ranked)				TCU		3 Old Dominion	2
Blocked Kicks Allowed (133 ranked)	1	1	0	103 teams tied	0	10 teams tied	0
Blocked Punts (3 ranked)				Louisville	2	ULM	2
Blocked Punts Allowed (119 ranked)	1	1	0	118 teams tied	0	13 teams tied	0
Completion Percentage (133 ranked)	108	11	0.571	Oregon	0.837	Louisiana	0.767
Defensive TDs (9 ranked)				Arizona St.	3	Coastal Carolina	3
Fewest Penalties (133 ranked)	67	8	18	Miami (OH)	5	Louisiana	6
Fewest Penalties Per Game (133 ranked)	63	7	6.00	Miami (OH)	2.50	Louisiana	3.00
Fewest Penalty Yards (132 ranked)	94	12	194	Miami (OH)	25	Louisiana	50
Fewest Penalty Yards Per Game (133 ranked)	90	12	64.67	Miami (OH)	12.50	Louisiana	25.00
First Downs Defense (132 ranked)	93	9	59	Ohio St.	17	Louisiana	24
First Downs Offense (133 ranked)	21	2	71	Ole Miss	104	Texas St.	77
Fumbles Lost (133 ranked)	88	9	2	31 teams tied	0	Louisiana	0
Fumbles Recovered (53 ranked)	22	2	2	Air Force	6	Coastal Carolina	3
Kickoff Return Defense (133 ranked)	57	5	18.00	Arizona	0.00	Ga. Southern	7.00
Kickoff Returns (130 ranked)	67	5	19.40	Alabama	52.00	Marshall	33.50
Net Punting (133 ranked)	125	12	33.88	Baylor	50.75	Arkansas St.	43.53
Passes Had Intercepted (133 ranked)	111	13	4	23 teams tied	0	Ga. Southern	0
Passes Intercepted (93 ranked)	93	11	1	California	9	Old Dominion	5
Passing Offense (133 ranked)	16	1	321.3	Ole Miss	434.3	App State	321.3
Passing Yards Allowed (133 ranked)	115	13	269.3	Baylor	75.7	Louisiana	129.5
Passing Yards per Completion (133 ranked)	39	5	13.39	Navy	19.00	Southern Miss.	14.92
Punt Return Defense (133 ranked)	68	9	6.89	Bowling Green	-7.00	Ga. Southern	-2.50
Punt Returns (133 ranked)	124	11	0.00	Troy	43.00	Troy	43.00
Red Zone Defense (101 ranked)	75	4	0.875	Ohio St.	0.000	James Madison	0.333
Red Zone Offense (133 ranked)	71	7	0.833	28 teams tied	1.000	Troy	1.000
Rushing Defense (133 ranked)	106	9	177.7	Ole Miss	33.3	Texas St.	72.3
Rushing Offense (133 ranked)	93	10	134.7	Army West Point	390.0	Coastal Carolina	251.7
Sacks Allowed (132 ranked)	19	3	0.67	8 teams tied	0.00	Coastal Carolina	0.33
Scoring Defense (133 ranked)	113	13	31.7	Ohio St.	3.0	James Madison	6.5
Scoring Offense (133 ranked)	87	9	26.3	Tennessee	63.7	South Alabama	48.3
Tackles for Loss Allowed (133 ranked)	91	10	5.67	Army West Point	1.00	Louisiana	2.00
Team Passing Efficiency (133 ranked)	93	12	128.16	Penn St.	209.67	Louisiana	173.73
Team Passing Efficiency Defense (133 ranked)	125	14	168.59	Iowa St.	72.00	James Madison	85.27
Team Sacks (131 ranked)	40	5	2.33	Rice	4.67	Marshall	4.00
Team Tackles for Loss (133 ranked)	110	12	4.3	East Carolina	12.0	Old Dominion	9.0
Time of Possession (133 ranked)	34	5	31:57	Oregon St.	37:09	ULM	34:02
Total Defense (133 ranked)	118	13	447.0	Ohio St.	138.0	Louisiana	222.5
Total Offense (133 ranked)	29	4	456.0	Ole Miss	692.0	South Alabama	514.7
Turnover Margin (133 ranked)	108	12	-1.00	Maryland	3.00	ULM	2.00
Turnovers Gained (117 ranked)	66	9	3	4 teams tied	10	Coastal Carolina	6
Turnovers Lost (133 ranked)	109	11	6	5 teams tied	0	ULM	0

Statistic	Player	National Rank	Conference Rank	Value	National Leader	Value	Conference Leader	Value
All Purpose (200 ranked)	Kaedin Robinson	76	8	101.00	Ashton Jeanty, Boise St.	235.50	Jamaal Pritchett, South Alabama	138.67
	Kanye Roberts	122	13	87.33				
	Christan Horn	151	17	81.33				
	Makai Jackson	166	20	78.33				
Blocked Kicks (1 ranked)					Cade Haberman, NIU	2		
Combined Kick Returns (196 ranked)	Kanye Roberts	15	2	162	DeAndre Buchannon, Ga. Southern	274	DeAndre Buchannon, Ga. Southern	274
	Maquel Haywood	173	18	32				
Completion Percentage (118 ranked)	Joey Aguilar	91	8	0.581	Dillon Gabriel, Oregon	0.840	Ben Wooldridge, Louisiana	0.769
Completions Per Game (100 ranked)	Joey Aguilar	12	1	24.00	Kyle McCord, Syracuse	29.50	Joey Aguilar, App State	24.00
Field Goal Percentage (109 ranked)	Michael Hughes	1	1	1.000	25 players tied	1.000	5 players tied	1.000
Field Goals Per Game (116 ranked)	Michael Hughes	26	3	1.67	4 players tied	2.67	Kade Hensley, Coastal Carolina	2.00
							Max Larson, ULM	2.00
Forced Fumbles (38 ranked)	Thomas Davis	38	5	0.33	Andrew Simpson, Boise St.	1.50	4 players tied	0.50
	Andre Hamilton	38	5	0.33				
	Ethan Johnson	38	5	0.33				
Fumbles Recovered (3 ranked)	Jordan Favors	3	1	1	CJ Heard, Fla. Atlantic	2	17 players tied	1
	Andre Hamilton	3	1	1	Justin Wodtly, Arizona St.	2		
Interceptions Per Game (63 ranked)	Seth Robertson	63	12	0.3	Nohl Williams, California	1.3	Dylan Lawrence, Southern Miss.	0.7
							Jahron Manning, Old Dominion	0.7
							Trevian Thomas, Arkansas St.	0.7
Kickoff Return TDs (1 ranked)					7 players tied	1		
Kickoff Returns (58 ranked)	Kanye Roberts	32	5	20.3	Justin Pegues, Bowling Green	46.0	DeAndre Buchannon, Ga. Southern	30.4
Passes Defended (21 ranked)					Nohl Williams, California	2.3	Chauncey Logan, James Madison	2.0
Passing Efficiency (118 ranked)	Joey Aguilar	69	6	133.4	Ethan Hampton, NIU	235.9	Ben Wooldridge, Louisiana	178.7
Passing TDs (67 ranked)	Joey Aguilar	43	5	5	Cameron Ward, Miami (FL)	11	Jordan McCloud, Texas St.	9
Passing Yards (130 ranked)	Joey Aguilar	7	1	964	Jaxson Dart, Ole Miss	1,172	Joey Aguilar, App State	964
Passing Yards Per Game (130 ranked)	Joey Aguilar	8	1	321.3	Jaxson Dart, Ole Miss	390.7	Joey Aguilar, App State	321.3
Passing Yards per Completion (118 ranked)	Joey Aguilar	33	3	13.39	John Mateer, Washington St.	19.24	Alonza Barnett III, James Madison	14.75
Points Responsible For (197 ranked)	Joey Aguilar	30	2	44	Jalen Milroe, Alabama	84	Jordan McCloud, Texas St.	66
	Michael Hughes	182	16	23				
Points Responsible For Per Game (200 ranked)	Joey Aguilar	40	2	14.7	Jalen Milroe, Alabama	28.0	Jordan McCloud, Texas St.	22.0
	Michael Hughes	200	19	7.7				
Punt Return TDs (1 ranked)					23 players tied	1	Devonte Ross, Troy	1
							Jamaal Pritchett, South Alabama	1
							Courtney Jackson, Arkansas St.	1
Punt Returns (78 ranked)					Tiger Bachmeier, Stanford	34.0	Jamaal Pritchett, South Alabama	32.3
Punting (72 ranked)					Alex Mastromanno, Florida St.	49.8	James Allen, Georgia St.	43.8
Receiving TDs (44 ranked)	Makai Jackson	44	6	2	Nick Nash, San Jose St.	6	5 players tied	3
	Eli Wilson	44	6	2				
Receiving Yards (199 ranked)	Kaedin Robinson	16	1	290	Nick Nash, San Jose St.	485	Kaedin Robinson, App State	290
	Christan Horn	42	5	244				
	Makai Jackson	122	14	164				
Receiving Yards Per Game (199 ranked)	Kaedin Robinson	20	1	96.7	Nick Nash, San Jose St.	161.7	Kaedin Robinson, App State	96.7
	Christan Horn	49	6	81.3				
	Makai Jackson	136	15	54.7				
Receptions Per Game (190 ranked)	Kaedin Robinson	34	2	6.0	Nick Nash, San Jose St.	11.3	Jamaal Pritchett, South Alabama	6.7
	Makai Jackson	79	8	4.7				
	Christan Horn	153	19	3.7				
	Eli Wilson	190	23	3.3				
Rush Yards Per Carry (145 ranked)	Anderson Castle	91	7	4.48	Ashton Jeanty, Boise St.	10.20	Freddie Brock, Georgia St.	5.90
Rushing TDs (28 ranked)					Ashton Jeanty, Boise St.	9	Jalen White, Ga. Southern	5
					Dylan Sampson, Tennessee	9		
Rushing Yards (199 ranked)	Anderson Castle	131	13	148	Kaleb Johnson, Iowa	479	Ismail Mahdi, Texas St.	250
Rushing Yards Per Game (198 ranked)	Anderson Castle	143	17	49.3	Ashton Jeanty, Boise St.	229.5	A.J. Turner, Marshall	111.0
Sacks (109 ranked)	Thomas Davis	34	4	0.83	Mike Green, Marshall	1.75	Mike Green, Marshall	1.75
Scoring (143 ranked)	Michael Hughes	108	10	7.7	Ashton Jeanty, Boise St.	27.0	Kade Hensley, Coastal Carolina	11.0
	Makai Jackson	143	15	6.0				
Solo Tackles (26 ranked)					Trey Rucker, Oklahoma St.	8.0	K.C. Ossai, Louisiana	5.0
Tackles For Loss (66 ranked)					Fadil Diggs, Syracuse	3.0	Ben Bell, Texas St.	2.0
							Billy Pullen, ULM	2.0
Total Interceptions (30 ranked)	Seth Robertson	30	4	1	Nohl Williams, California	4	Dylan Lawrence, Southern Miss.	2
							Jahron Manning, Old Dominion	2
							Trevian Thomas, Arkansas St.	2
Total Offense (199 ranked)	Joey Aguilar	8	1	336.0	Jaxson Dart, Ole Miss	408.7	Joey Aguilar, App State	336.0
Total Points Scored (126 ranked)	Michael Hughes	94	8	23	RJ Harvey, UCF	56	Kade Hensley, Coastal Carolina	33
	Makai Jackson	126	12	18				
Total Touchdowns (131 ranked)	Makai Jackson	48	6	3	RJ Harvey, UCF	9	Jalen White, Ga. Southern	5
	Joey Aguilar	131	11	2	Ashton Jeanty, Boise St.	9		
	Eli Wilson	131	11	2	Dylan Sampson, Tennessee	9		
Yards per Pass Attempt (118 ranked)	Joey Aguilar	60	5	7.77	Ethan Hampton, NIU	13.49	Ben Wooldridge, Louisiana	9.56
Yards per Reception (200 ranked)	Christan Horn	23	2	22.18	Antario Brown, NIU	42.75	Jeremiah Webb, South Alabama	24.50
	Kaedin Robinson	104	13	16.11				

GAME 1						FINAL
ETSU	0	7	3	0	—	10
APP STATE	10	7	7	14	—	38

Aug. 31 - Kidd Brewer Stadium - Boone, N.C. - 36,232



**GAME NOTES**

App State won its 10th home opener in the last 11 tries.

The Mountaineers improved to 33-14-1 all-time against ETSU and won against an FCS team for the 11th time in 12 tries since moving up to the FBS ranks in 2014. It was App State's eighth straight win in the series against ETSU.

App State improved to 54-10 in home games since 2014, the seventh-best winning percentage nationally in that span (and best among Group of Five programs).

First-time starters for the Mountaineers included LG Griffin Scroggs, C Jack Hollifield, RT Thomas Shrader, DE Montez Kelley, NOSE Joshua Donald, DE Michael Fletcher, STAR Avarion Cole and CB Seth Robertson.

On the Mountaineers' second offensive play of the season and first passing play, Joey Aguilar connected with Christian Horn for an 83-yard touchdown, the longest throw and catch of their careers, respectively. Aguilar also threw a touchdown on his first pass of the season — and his first play overall — in last year's opener vs. Gardner-Webb.

Aguilar — the only returning FBS QB with 33+ touchdown passes and 3,700+ yards from last year — finished the day completing 22 of 37 passes for 326 yards and two touchdowns, while adding two more scores on the ground. It was his first game with multiple rushing touchdowns after scoring on the ground three times all of last season.

Kaedin Robinson had his fourth career triple-digit receiving yard outing.

App State's defense held the Buccaneers to just 122 passing yards and 305 total yards. ETSU converted only 3 of 13 third downs and 1 of 3 fourth downs.

Inside linebacker Kyle Arnholt led all players with a career-high 10 tackles.

TEAM TOTALS	ETSU	APP
<b>First Downs</b>		
Total	15	22
Rushing	7	10
Passing	7	10
Penalty	1	2
<b>Rushing</b>		
Total (Net)	183	174
Attempts	40	32
Avg. Per Rush	4.6	5.4
Rushing TDs	1	3
Yds. Gained	209	177
Yds. Lost	26	3
<b>Passing</b>		
Total (Net)	122	326
Comp.-Att.-Int.	11-20-0	22-36-0
Avg. / Att.	6.1	9.1
Avg. / Comp.	11.1	14.8
TDs	0	2
<b>Total Offense</b>		
Yards	305	500
Plays	60	68
Avg. / Play	5.1	7.4
Fumbles - Lost	0-0	0-0
Penalties - Yds.	7-65	6-61
<b>Punting</b>		
Punts - Yds.	6-288	3-117
Avg. / Punt	48	39
Inside 20	1	0
50+ Yds.	3	0
Touchbacks	3	0
Fair Catch	1	3
<b>Kickoffs</b>		
Total - Yds.	3-187	7-453
Avg. Yds. / Kickoff	62.3	64.7
Touchbacks	1	6
<b>Returns</b>		
Punt: Total - Yds. - TDs	0-0-0	0-0-0
Punt: Avg. / Return	0	0
Kickoff: Total - Yds. - TDs	1-23-0	2-49-0
Kickoff: Avg. / Return	23.0	24.5
INT: Total - Yds. - TDs	0-0-0	0-0-0
Fumble: Total - Yds. - TDs	0-0-0	0-0-0
<b>Miscellaneous</b>		
Misc. Yards	0	0
Poss. Time	30:30	28:25
3rd. Down Conv.	3 of 13	6 of 14
4th. Down Conversions	1 of 3	1 of 2
Red-Zone: Scores - Chances	1-1	3-3
Sacks: Total - Yds.	0-0	3-21
PAT: Total - Made	1-1	5-5
2PT Conversion: Total - Made	0-0	0-0
Field Goals: Total - Made	1-1	1-1

## App State Pulls Away for Decisive Win in Opener

BOONE, N.C. — Three consecutive scoring drives for App State to begin the 2024 opener and three straight touchdowns toward the end of it bookended a 38-10 victory against FCS neighbor ETSU with the third-largest attendance figure in Kidd Brewer Stadium history on hand.

The attendance figure of 36,232 ranks behind only the matching 40,168 totals from the 2022 home opener against North Carolina and the 2023 visit from East Carolina.

Despite leading 17-0 midway through the second quarter, App State (1-0) found itself clinging to a 17-10 advantage while facing a fourth-and-5 from the ETSU 34 late in the third quarter.

If the Bucs make a stop in that situation, they gain possession with a chance to tie the game or even take the lead. Instead, Joey Aguilar's 34-yard TD pass to Eli Wilson started a run of 21 straight points.

Aguilar threw for 326 yards and accounted for four touchdowns, including an 83-yard score to Christian Horn on his first pass attempt.

In addition to the touchdown passes to Horn and Wilson, plus a 47-yard connection to Kaedin Robinson as part of his eight-catch, 103-yard game, Aguilar rushed for two touchdowns. Outside receiver Makai Jackson accounted for a team-best 47 of App State's 174 rushing yards thanks to his touchdown run to open the fourth quarter.

Defensively, App State recorded three sacks over the final 18 minutes. Thomas Davis accounted for 1.5 of them on back-to-back plays late in the third quarter, with help from Kevin Abrams-Verwayne on one. The Mountaineers limited ETSU to 305 yards, with 80 coming on their only TD.

That score, plus a short field goal with 5:49 left in the third quarter, cut ETSU's deficit to seven points. Wilson's TD on the longest reception of his career turned the momentum back in the Mountaineers' favor.

Their defense came up big after that, as Davis backed up ETSU with a sack and then combined with Abrams-Verwayne for a punt-forcing sack that almost resulted in a safety. App State started its next drive with good field position, and Jackson scored on his 47-yard end-around.

### SCORING SUMMARY


Team	Qtr	Time	Scoring Play	Plays	Time	Score
APP	1st	12:18	Horn 83 yd pass from Aguilar (Hughes kick)	2-85	0:44	7-0
APP	1st	4:03	Hughes 32 yd field goal	11-42	4:24	10-0
APP	2nd	7:38	Aguilar 1 yd run (Hughes kick)	13-80	7:13	17-0
APP	2nd	1:49	Houston 80 yd run (Johnson kick)	2-85	0:46	17-7
APP	3rd	5:49	Johnson 25 yd field goal	9-58	5:05	17-10
APP	3rd	3:14	Wilson 34 yd pass from Aguilar (Hughes kick)	9-75	2:35	24-10
APP	4th	14:48	Jackson 47 yd run (Hughes kick)	2-54	0:52	31-10
APP	4th	8:39	Aguilar 1 yd run (Hughes kick)	7-68	3:14	38-10

### STAT LEADERS

ETSU				APP STATE			
Rushing	Att.	Yds	TD	Rushing	Att.	Yds	TD
Houston	15	126	1	Jackson	1	47	1
Irby	12	40	0	Roberts	9	35	0
King	13	17	0	Castle	9	28	0
<b>Totals</b>	<b>40</b>	<b>183</b>	<b>1</b>	Aguilar	5	19	2
				Haywood	4	19	0
				Robinson	1	13	0
				Marshall	3	13	0
				<b>Totals</b>	<b>32</b>	<b>174</b>	<b>3</b>
Passing	Comp-Att-Int	Yds	TD	Passing	Comp-Att-Int	Yds	TD
King	10-19-0	122	0	Aguilar	22-36-0	326	2
English	1-1-0	0	0	<b>Totals</b>	<b>22-36-0</b>	<b>326</b>	<b>2</b>
<b>Totals</b>	<b>11-20-0</b>	<b>122</b>	<b>0</b>				
Receiving	No.	Yds	TD	Receiving	No.	Yds	TD
Lewis	3	47	0	Robinson	8	103	0
Johnson	2	25	0	Horn	3	89	1
Page	2	23	0	Wilson	3	43	1
Burns	1	16	0	Roberts	3	37	0
Meggett	1	11	0	Jackson	2	24	0
Irby	1	0	0	Castle	2	20	0
Floyd	1	0	0	Fowles	1	10	0
<b>Totals</b>	<b>11</b>	<b>122</b>	<b>0</b>	<b>Totals</b>	<b>22</b>	<b>326</b>	<b>2</b>

GAME 2					FINAL
APP STATE	0	13	7	0	— 20
#22 Clemson	35	21	10	0	— 66

Sept. 7 - Memorial Stadium - Clemson, S.C. - 81,500



**GAME NOTES**

Clemson snapped App State's eight-game streak of one-score results against "Power 4" teams. The last time the Mountaineers lost by more than a touchdown against a Power 4 team had been a 31-10 defeat at No. 15 Georgia in the 2017 season opener.

App State allowed its most points in a game since a 66-13 loss at Virginia Tech in 2011.

App State now has a record of 3-11 against ranked opponents as an FBS team, including a 3-3 mark in its last six such games.

The Clemson attendance of 81,500 was the largest crowd App State had played in front of since its 2022 win at No. 6 Texas A&M in front of 92,664 at Kyle Field.

Cornerback Jason Chambers earned his first career start as a Mountaineer.

App State's offense compiled 24 first downs and 363 total yards, while converting 4-of-5 red-zone chances and allowing just one sack to the Tigers' defense.

Anderson Castle rushed seven times for 80 yards, the second-highest yardage total of his career. He scored a 4-yard touchdown for the Mountaineers' first points of the game in the second quarter and had another would-be touchdown called back due to a holding penalty.

Joey Aguilar completed 18 of 41 passes for 214 yards, one touchdown and no interceptions. He has either thrown or rushed for a touchdown in 14 of 16 games as App State's quarterback, including in 10 straight regular-season contests.

Makai Jackson scored his second touchdown in as many games, grabbing a 17-yard pass from Aguilar for a third-quarter score.

TEAM TOTALS	APP	CU
<b>First Downs</b>		
Total	24	28
Rushing	9	11
Passing	11	16
Penalty	4	1
<b>Rushing</b>		
Total (Net)	149	252
Attempts	27	34
Avg. Per Rush	5.5	7.4
Rushing TDs	1	4
Yds. Gained	162	259
Yds. Lost	13	7
<b>Passing</b>		
Total (Net)	214	460
Comp.-Att.-Int.	18-43-2	32-39-0
Avg. / Att.	5.0	11.8
Avg. / Comp.	11.9	14.4
TDs	1	5
<b>Total Offense</b>		
Yards	363	712
Plays	70	73
Avg. / Play	5.2	9.8
Fumbles - Lost	1-1	3-1
Penalties - Yds.	7-73	8-85
<b>Punting</b>		
Punts - Yds.	8-303	2-94
Avg. / Punt	37.9	47
Inside 20	2	1
50+ Yds.	1	1
Touchbacks	0	1
Fair Catch	0	1
<b>Kickoffs</b>		
Total - Yds.	4-238	11-698
Avg. Yds. / Kickoff	59.5	63.5
Touchbacks	2	5
<b>Returns</b>		
Punt: Total - Yds. - TDs	0-0-0	6-44-0
Punt: Avg. / Return	0	7.3
Kickoff: Total - Yds. - TDs	6-113-0	2-35-0
Kickoff: Avg. / Return	18.8	17.5
INT: Total - Yds. - TDs	0-0-0	2-0-0
Fumble: Total - Yds. - TDs	0-0-0	0-0-0
<b>Miscellaneous</b>		
Misc. Yards	0	0
Poss. Time	28:27	31:33
3rd. Down Conv.	4 of 13	6 of 12
4th. Down Conversions	0 of 0	1 of 3
Red-Zone: Scores - Chances	4-5	5-5
Sacks: Total - Yds.	0-0	1-7
PAT: Total - Made	2-2	9-9
2PT Conversion: Total - Made	0-0	0-0
Field Goals: Total - Made	2-2	1-1

## Mountaineers Fall Hard on Road to No. 22 Clemson

CLEMSON, S.C. — Clemson made a bounce-back statement against an App State team known for its power-conference upsets and scares, as the Mountaineers had no answer for the 22nd-ranked Tigers in the early going of a 66-20 loss in Memorial Stadium.

App State's last eight games against power-conference opponents had all been decided by seven points or less, with the Mountaineers going 3-5 in that stretch.

App State got on the board for the first time on a 4-yard touchdown run from Anderson Castle with 10:39 left in the second quarter to cut into a 42-0 deficit. Michael Hughes followed by extending his streak of consecutive made field goals to 14 with a pair of second-quarter kicks: a 36-yarder after Andre Hamilton forced and recovered a fumble on a punt return, then a 35-yarder to end the first half.

The Mountaineers trimmed the deficit to 56-20 by opening the second half with a touchdown drive that ended with Aguilar's 17-yard TD pass to Makai Jackson, who had a career-high six catches.

Clemson (1-1) scored TDs on all eight of its first-half possessions, with Cade Klubnik completing 24 of his 26 pass attempts for 378 yards and five TDs. The Tigers, who had trailed 6-0 at halftime of a 34-3 loss to No. 1 Georgia, took the lead for good Saturday when Klubnik fired a 76-yard touchdown pass to Bryant Wesco Jr. in the opening 90 seconds.

### SCORING SUMMARY

Team	Qtr	Time	Scoring Play	Plays	Time	Score
CU	1st	13:46	Wesco Jr. 76 yd pass from Klubnik (Hauser kick)	3-75	1:14	0-7
CU	1st	9:40	Klubnik 2 yd run (Hauser kick)	6-84	2:16	0-14
CU	1st	7:08	Mafah 83 yd run (Hauser kick)	3-92	1:10	0-21
CU	1st	2:34	Briningstool 41 yd pass from Klubnik (Hauser kick)	5-69	1:51	0-28
CU	1st	1:11	Williams 29 yd pass from Klubnik (Hauser kick)	1-44	0:12	0-35
CU	2nd	12:58	Klubnik 3 yd run (Hauser kick)	5-30	2:02	0-42
APP	2nd	10:39	Castle 4 yd run (Hughes kick)	7-63	2:14	7-42
CU	2nd	6:48	Moore 33 yd pass from Klubnik (Hauser kick)	9-71	3:47	7-49
APP	2nd	3:28	Hughes 36 yd field goal	6-12	1:49	10-49
CU	2nd	0:54	Briningstool 17 yd pass from Klubnik (Hauser kick)	9-75	2:34	10-56
APP	2nd	0:00	Hughes 35 yd field goal	7-58	0:54	13-56
APP	3rd	12:31	Jackson 17 yd pass from Aguilar (Hughes kick)	6-75	2:29	20-56
CU	3rd	3:10	Vizzina 5 yd run (Hauser kick)	7-61	3:15	20-63
CU	3rd	1:51	Hauser 36 yd field goal	4-1	1:14	20-66

### STAT LEADERS

APP STATE				CLEMSON			
Rushing	Att.	Yds	TD	Rushing	Att.	Yds	TD
Castle	7	80	1	Mafah	10	118	1
Marshall	7	28	0	Haynes	5	49	0
Jackson	2	24	0	Eziomume	5	33	0
Roberts	5	13	0	Vizzina	6	31	1
Haywood	3	5	0	Turner	1	12	0
Calhoun	1	2	0	Klubnik	2	5	2
Aguilar	2	-3	0	Adams Jr.	3	2	0
<b>Totals</b>	<b>27</b>	<b>149</b>	<b>1</b>	Pearman	1	1	0
				Rigby	1	1	0
				<b>Totals</b>	<b>34</b>	<b>252</b>	<b>4</b>
Passing	Cmp-Att-Int	Yds	TD	Passing	Cmp-Att-Int	Yds	TD
Aguilar	18-41-0	214	1	Klubnik	24-26-0	378	5
Wiles	0-1-1	0	0	Vizzina	7-11-0	78	0
Robinson	0-1-1	0	0	Pearman	1-2-0	4	0
<b>Totals</b>	<b>18-43-2</b>	<b>214</b>	<b>1</b>	<b>Totals</b>	<b>32-39-0</b>	<b>460</b>	<b>5</b>
Receiving	No.	Yds	TD	Receiving	No.	Yds	TD
Jackson	6	54	1	Briningstool	7	100	2
Robinson	3	58	0	Turner	4	49	0
Horn	3	47	0	Randall	4	31	0
Wilson	3	26	0	Wesco Jr.	3	130	1
Castle	1	19	0	Moore	3	44	1
Haywood	1	9	0	Williams	3	44	1
Marshall	1	1	0	Stellato	2	23	0
<b>Totals</b>	<b>18</b>	<b>214</b>	<b>1</b>	Sapp	1	18	0
				Patt-Henry	1	12	0
				Johnson	1	5	0
				Swinney	1	4	0
				Haynes	1	2	0
				Brown	1	-2	0
				<b>Totals</b>	<b>32</b>	<b>460</b>	<b>5</b>

GAME 3					FINAL	
APP STATE	0	14	7	0	—	21
East Carolina	16	0	0	3	—	19

Sept. 14 - Dowdy-Ficklen Stadium - Greenville, N.C. - 46,117



**GAME NOTES**

It was the Mountaineers' 36th road win since 2014, ranking fifth among all FBS schools behind only Boise State, Ohio State, Alabama and Clemson.

It was the Mountaineers' first win in Greenville since 1959, snapping a seven-game losing streak there from 1962-2012.

It was App State's largest comeback win - from down 16 points at 16-0 in the second quarter - since the 2017 game at Idaho when the Mountaineers overcame a 20-0 deficit to win 23-20.

Joey Aguilar completed 32 of 47 passes for 424 yards - all career highs - with two touchdowns and two interceptions. It was the third-most passing yards in a game in school history (and most ever in a road game), tied for the sixth-most completions and the 11th-most attempts.

Last year, Aguilar led the country with 15 touchdown passes to either tie a game or give his team the lead. Against ECU, he did so for the second time in three games this season.

Aguilar has either thrown or rushed for a touchdown in 15 of 17 games as App State's quarterback, including in 11 straight regular-season contests.

The Mountaineers' defense racked up a season-high four sacks by four different players - Santana Hopper, Joshua Donald (first at App State), Cahari Haynes (first career) and Montez Kelley.

App State trailed 16-0 after one quarter, starting with a 65-yard touchdown pass from Jake Garcia on the third play of the game from the Pirates, who added a field goal and then missed the extra point after Shavon Revel Jr. returned an interception 50 yards for a touchdown. They had 110 yards of offense in the first quarter but managed 214 yards the rest of the way.

TEAM TOTALS	APP	ECU
<b>First Downs</b>		
Total	25	16
Rushing	6	6
Passing	19	7
Penalty	0	3
<b>Rushing</b>		
Total (Net)	81	98
Attempts	36	30
Avg. Per Rush	2.3	3.3
Rushing TDs	0	0
Yds. Gained	106	115
Yds. Lost	25	17
<b>Passing</b>		
Total (Net)	424	226
Comp.-Att.-Int.	32-47-2	18-28-1
Avg. / Att.	9.0	8.1
Avg. / Comp.	13.3	12.6
TDs	2	1
<b>Total Offense</b>		
Yards	505	324
Plays	83	58
Avg. / Play	6.1	5.6
Fumbles - Lost	2-1	2-1
Penalties - Yds.	5-61	6-42
<b>Punting</b>		
Punts - Yds.	5-224	5-201
Avg. / Punt	44.8	40.2
Inside 20	1	1
50+ Yds.	1	0
Touchbacks	2	0
Fair Catch	0	4
<b>Kickoffs</b>		
Total - Yds.	5-289	5-315
Avg. Yds. / Kickoff	57.8	63.0
Touchbacks	2	3
<b>Returns</b>		
Punt: Total - Yds. - TDs	0-0-0	3-18-0
Punt: Avg. / Return	0	6.0
Kickoff: Total - Yds. - TDs	2-32-0	3-50-0
Kickoff: Avg. / Return	16.0	16.7
INT: Total - Yds. - TDs	1-21-0	2-50-1
Fumble: Total - Yds. - TDs	0-0-0	0-0-0
<b>Miscellaneous</b>		
Misc. Yards	0	0
Poss. Time	39:00	21:00
3rd. Down Conv.	6 of 14	5 of 13
4th. Down Conversions	0 of 0	0 of 0
Red-Zone: Scores - Chances	3-4	1-2
Sacks: Total - Yds.	4-17	1-0
PAT: Total - Made	1-1	1-2
2PT Conversion: Total - Made	1-1	0-0
Field Goals: Total - Made	2-2	2-3

## Inspired Rally Produces Dramatic Road Win at ECU

GREENVILLE, N.C. — App State Football's third straight win against East Carolina required a first-half rally and plenty of fourth-quarter resolve.

Traveling for their first FBS-vs.-FBS matchup against the Pirates in Dowdy-Ficklen Stadium, after a 2021 win in Charlotte and 2023 victory in Boone, the Mountaineers prevailed 21-19 despite falling behind 16-0 in the opening 10 minutes with a big crowd of 46,117 on hand.

Joey Aguilar threw for a career-high 424 yards and two TDs, including a 36-yard, go-ahead score to Makai Jackson late in the third quarter. Jackson finished with 86 yards, compared to 129 on seven catches from Kaedin Robinson and 108 on five receptions from Christian Horn.

A defense that recorded four sacks and recovered one fumble made another key stop when cornerback Seth Robertson intercepted a deep pass at the App State 31 and returned the ball 21 yards with the Mountaineers (2-1) holding a two-point lead in the final five minutes.

Jackson made a diving grab to beat a nearby defender to the ball on third-and-6 reception for 11 yards after the pass slipped through both hands of an interception-minded defensive back and popped high into the air. Eli Wilson moved the chains again with an 11-yard reception to set up the two-minute timeout, and the Mountaineers were able to kneel out the clock when Anderson Castle gained 10 yards on a second-and-10 rush after ECU had used its final timeout.

"I live and die with these kids, and tonight showed we have a very gritty football team," App State head coach Shawn Clark said. "It couldn't start off any worse than it did going down 16-0. We kept telling our team, 'One play at a time. One moment at a time.' "

Facing an up-tempo opponent that had run 89 plays a week earlier, App State possessed the ball for 39 of the game's 60 minutes and totaled 505 yards of offense, with 47 pass attempts and 36 runs for 83 total plays. Ethan Johnson forced a fumble that Jordan Favors recovered for the defense's first takeaway of the season, while Joshua Donald, Cahari Haynes, Montez Kelley and Santana Hopper produced sacks.

### SCORING SUMMARY

Team	Qtr	Time	Scoring Play	Plays	Time	Score
ECU	1st	14:29	Wright Jr. 65 yd pass from Garcia (Conrad kick)	3-75	0:31	0-7
ECU	1st	6:33	Conrad 48 yd field goal	12-50	5:15	0-10
ECU	1st	4:55	Revel Jr. 50 yd interception (kick failed)			0-16
APP	2nd	14:17	Wilson 6 yd pass from Aguilar (Wilson catch)	13-75	5:38	8-16
APP	2nd	7:00	Hughes 28 yd field goal	10-71	5:52	11-16
APP	2nd	0:09	Hughes 35 yd field goal	7-55	0:55	14-16
APP	3rd	0:41	Jackson 36 yd pass from Aguilar (Hughes kick)	4-56	1:24	21-16
ECU	4th	12:39	Conrad 43 yd field goal	12-50	3:10	21-19

### STAT LEADERS

APP STATE				EAST CAROLINA			
<b>Rushing</b>	<b>Att.</b>	<b>Yds</b>	<b>TD</b>	<b>Rushing</b>	<b>Att.</b>	<b>Yds</b>	<b>TD</b>
Castle	17	40	0	Harris	18	87	0
Aguilar	8	28	0	Bond	3	15	0
Roberts	5	15	0	Gunn Jr.	2	3	0
Marshall	4	8	0	Garcia	7	-7	0
Team	2	-10	0	<b>Totals</b>	<b>30</b>	<b>98</b>	<b>0</b>
<b>Totals</b>	<b>36</b>	<b>81</b>	<b>0</b>				
<b>Passing</b>	<b>Comp-Att-Int</b>	<b>Yds</b>	<b>TD</b>	<b>Passing</b>	<b>Comp-Att-Int</b>	<b>Yds</b>	<b>TD</b>
Aguilar	32-47-2	424	2	Garcia	18-28-1	226	1
<b>Totals</b>	<b>32-47-2</b>	<b>424</b>	<b>2</b>	<b>Totals</b>	<b>18-28-1</b>	<b>226</b>	<b>1</b>
<b>Receiving</b>	<b>No.</b>	<b>Yds</b>	<b>TD</b>	<b>Receiving</b>	<b>No.</b>	<b>Yds</b>	<b>TD</b>
Robinson	7	129	0	A. Smith	5	56	0
Jackson	6	86	1	Kelly	4	39	0
Horn	5	108	0	Wright Jr.	3	72	0
Castle	5	13	0	Sowell	3	30	0
Wilson	4	53	1	Smith	1	29	0
Stroman	2	21	0	Montgomery	1	0	0
Hamlett	1	8	0	Harris	1	0	0
Marshall	1	3	0	<b>Totals</b>	<b>18</b>	<b>226</b>	<b>1</b>
Larkins	1	3	0				
<b>Totals</b>	<b>32</b>	<b>424</b>	<b>2</b>				



## 2024 SCORING DRIVES

**(MIDDLE-EIGHT POINTS IN BOLD/ITALIC)**

**APP STATE SCORING**

Opp.	Qtr	Time	Scoring Play	Plays	Time
ETSU	1st	12:18	Horn 83 yd pass from Aguilar (Hughes kick)	2-85	0:44
ETSU	1st	4:03	Hughes 32 yd field goal	11-42	4:24
ETSU	2nd	7:38	Aguilar 1 yd run (Hughes kick)	13-80	7:13
ETSU	3rd	3:14	Wilson 34 yd pass from Aguilar (Hughes kick)	9-75	2:35
ETSU	4th	14:48	Jackson 47 yd run (Hughes kick)	2-54	0:52
ETSU	4th	8:39	Aguilar 1 yd run (Hughes kick)	7-68	3:14
CU	2nd	10:39	Castle 4 yd run (Hughes kick)	7-63	2:14
<b>CU</b>	<b>2nd</b>	<b>3:28</b>	<b>Hughes 36 yd field goal</b>	<b>6-12</b>	<b>1:49</b>
<b>CU</b>	<b>2nd</b>	<b>0:00</b>	<b>Hughes 35 yd field goal</b>	<b>7-58</b>	<b>0:54</b>
<b>CU</b>	<b>3rd</b>	<b>12:31</b>	<b>Jackson 17 yd pass from Aguilar (Hughes kick)</b>	<b>6-75</b>	<b>2:29</b>
ECU	2nd	14:17	Wilson 6 yd pass from Aguilar (Wilson catch)	13-75	5:38
ECU	2nd	7:00	Hughes 28 yd field goal	10-71	5:52
<b>ECU</b>	<b>2nd</b>	<b>0:09</b>	<b>Hughes 35 yd field goal</b>	<b>7-55</b>	<b>0:55</b>
ECU	3rd	0:41	Jackson 36 yd pass from Aguilar (Hughes kick)	4-56	1:24

**OPPONENT SCORING**

Team	Qtr	Time	Scoring Play	Plays	Time
<b>ETSU</b>	<b>2nd</b>	<b>1:49</b>	<b>Houston 80 yd run (Johnson kick)</b>	<b>2-85</b>	<b>0:46</b>
ETSU	3rd	5:49	Johnson 25 yd field goal	9-58	5:05
CU	1st	13:46	Wesco Jr. 76 yd pass from Klubnik (Hauser kick)	3-75	1:14
CU	1st	9:40	Klubnik 2 yd run (Hauser kick)	6-84	2:16
CU	1st	7:08	Mafah 83 yd run (Hauser kick)	3-92	1:10
CU	1st	2:34	Briningstool 41 yd pass from Klubnik (Hauser kick)	5-69	1:51
CU	1st	1:11	Williams 29 yd pass from Klubnik (Hauser kick)	1-44	0:12
CU	2nd	12:58	Klubnik 3 yd run (Hauser kick)	5-30	2:02
CU	2nd	6:48	Moore 33 yd pass from Klubnik (Hauser kick)	9-71	3:47
<b>CU</b>	<b>2nd</b>	<b>0:54</b>	<b>Briningstool 17 yd pass from Klubnik (Hauser kick)</b>	<b>9-75</b>	<b>2:34</b>
CU	3rd	3:10	Vizzina 5 yd run (Hauser kick)	7-61	3:15
CU	3rd	1:51	Hauser 36 yd field goal	4-1	1:14
ECU	1st	14:29	Wright Jr. 65 yd pass from Garcia (Conrad kick)	3-75	0:31
ECU	1st	6:33	Conrad 48 yd field goal	12-50	5:15
ECU	1st	4:55	Revel Jr. 50 yd interception (kick failed)		
ECU	4th	12:39	Conrad 43 yd field goal	12-50	3:10

## SINGLE-GAME HIGHS

### RUSHING YARDS

317	Cameron Peoples	N. Texas (bowl)	2020
313	Armanti Edwards	Richmond	2007
291	Armanti Edwards	The Citadel	2007
267	Ritchie Melchor	Chattanooga	1989
264	DeAndre Presley	Western Illinois	2010
259	Jack Groce	Newberry	1951
257	Jalin Moore	Akron	2016
250	Marcus Cox	Georgia State	2014
245	Steven Miller	Western Carolina	2012
245	John Settle	Furman	1986
244	Jalin Moore	Idaho	2015
244	Shirley Gabriel	Emory & Henry	1953
242	David Neeld	Carson-Newman	1970
241	Jalin Moore	New Mexico State	2017
239	Jalin Moore	Georgia State	2017
239	John Settle	Western Carolina	1985

### RUSHING TOUCHDOWNS

5	Cameron Peoples	N. Texas (bowl)	2020
5	John Settle	Davidson	1986

### LONGEST RUSHES

98	Clayton Deskins	Bluefield State	1971
90	Emmitt Hamilton	Marshall	1977
89	DeAndre Presley	Western Illinois	2010
88	John Settle	Furman	1986
87	Darrynton Evans	Charlotte	2019
86	John Settle	The Citadel	1985
86	Hal Queen	Catawba	1969
85	Emmitt Hamilton	South Carolina	1977
84	Ricky Ferguson	Georgia State	2014
84	Devin Radford	Furman	2008
81	Jalin Moore	Gardner-Webb	2018
81	Karim Razzak	Western Carolina	1999

### TOUCHDOWN PASSES

6	Chase Brice	North Carolina	2022
5	Taylor Lamb	Savannah State	2017
5	DeAndre Presley	The Citadel	2010
5	Armanti Edwards	Wofford	2008
5	Richie Williams	N'Western St.	2004
5	Pat Murphy	Wofford	1968
5	Pat Murphy	Presbyterian	1967
4	Joey Aguilar	Ga. Southern	2023
4	Joey Aguilar	Southern Miss	2023
4	Joey Aguilar	Gardner-Webb	2023
4	Chase Brice	Robert Morris	2022
4	Chase Brice	The Citadel	2022
4	Chase Brice	WKU (bowl)	2021
4	Chase Brice	ULM	2021
4	Zac Thomas	Troy	2020
4	Zac Thomas	Arkansas State	2020
4	Zac Thomas	Troy	2019
4	Zac Thomas	Georgia State	2019
4	Taylor Lamb	ULM	2017
4	Taylor Lamb	Louisiana	2017
4	Taylor Lamb	Texas State	2016
4	Taylor Lamb	Old Dominion	2015
4	Taylor Lamb	Arkansas State	2015
4	Jamal Londry-Jackson	Elon	2012
4	Jamal Londry-Jackson	Elon	2011
4	DeAndre Presley	Jacksonville	2010
4	Armanti Edwards	S.C. State	2008
4	Armanti Edwards	The Citadel	2008
4	Richie Williams	Chattanooga	2004
4	Richie Williams	E. Kentucky	2004
4	Richie Williams	Elon	2003
4	Joe Burchette	VMI	2002
4	Joe Burchette	W. Carolina	2000

### PASSING YARDS (QB, Completions-Attempts)

433	Armanti Edwards (29-41)	S.C. State	2008
427	Taylor Lamb (23-39)	C. Carolina	2017
424	Joey Aguilar (32-47)	ECU	2024
415	Armanti Edwards (27-34)	Wofford	2009
413	Richie Williams (40-45)	Furman	2004
410	Richie Williams (21-37)	Chattanooga	2004
408	Richie Williams (29-43)	Elon	2004
408	Steve Brown (26-38)	E. Tenn. State	1980
405	Richie Williams (31-40)	Wofford	2004
397	Taylor Lamb (20-31)	Liberty	2014

### PASS COMPLETIONS (QB, Attempts)

40	Chase Brice (53 att.)	Texas State	2022
40	Richie Williams (45 att.)	Furman	2004
37	Bake Baker (57 att.)	Liberty	1997
33	Kameron Bryant (43 att.)	Wofford	2013
33	J. Londry-Jackson (45 att.)	Illinois State	2012
32	Joey Aguilar (47 att.)	ECU	2024
32	J. Londry-Jackson (46 att.)	Furman	2012
31	DeAndre Presley (56 att.)	Villanova	2010
31	Richie Williams (40 att.)	Wofford	2004
29	J. Londry-Jackson (46 att.)	Wofford	2012
29	J. Londry-Jackson (44 att.)	Furman	2011
29	Armanti Edwards (41 att.)	S.C. State	2008
29	Richie Williams (43 att.)	Elon	2004
29	Joe Burchette (45 att.)	The Citadel	2002
29	Bake Baker (50 att.)	Clemson	1997

### LONGEST RECEPTIONS (Receiver-Passer)

95*	Smith-Satterfield	W. Carolina	1994
90	Sutton-Thomas	Charlotte	2018
89	Fowlkes-Williams	N'Western St.	2004
89	Fowlkes-Williams	Chattanooga	2004
88	Fowlkes-Williams	Wofford	2003
85	Upshur-Joyce	James Madison	1983
84	Watkins-Lamb	Wake Forest	2017
83	Horn-Aguilar	ETSU	2024
83	Virgil-Lamb	C. Carolina	2017
83	Layton-Burchette	Chattanooga	2001
83	Reaves-Freeman	Gardner-Webb	1989
82	Ford-Price	East Carolina	1975
82	Camelo-Brown	Chattanooga	1979
80	Wells-Horn	The Citadel	2022
80	Wells-Brice	Georgia State	2021
80	Ray-Brown	VMI	1979
80	Jenkins-Joyce	The Citadel	1981
80	Albea-Jeremiah	W. Carolina	1999

\*non-scoring

### RECEPTIONS (Name, Yards)

17	DaVon Fowlkes	280	Elon	2004
15	DaVon Fowlkes	202	Wofford	2004
14	DaVon Fowlkes	148	Furman	2004
14	Rick Beasley	136	Marshall	1979
13	Sean Price	167	Illinois State	2012
13	Bob Agle	180	E. & Henry	1968
12	Andrew Peacock	90	Georgia	2013
12	DaVon Fowlkes	236	Chattanooga	2004
12	Gerard Hardy	123	Liberty	1997

### TOUCHDOWN RECEPTIONS

4	Thomas Hennigan	Louisiana	2017
4	DaVon Fowlkes	N'Western St.	2004
4	Bob Agle	Wofford	1968

### RECEIVING YARDS (Name, Catches)

280	DaVon Fowlkes	17	Elon	2004
261	Bob Agle	10	Wofford	1968
236	DaVon Fowlkes	12	Chattanooga	2004
231	Sean Price	7	Ga. Southern	2012
231	Rick Beasley	9	James Madison	1980
220	Rick Beasley	9	E. Tenn. State	1980
206	Malik Williams	10	Coastal Carolina	2021
202	DaVon Fowlkes	15	Wofford	2004
195	William Mayfield	7	Chattanooga	2006
191	DaVon Fowlkes	8	N'Western St.	2004

### INTERCEPTIONS

3	Steven Jones Jr.	Arkansas State	2021
3	Clifton Duck	NMSU	2017
3	Tae Hayes	NMSU	2017
3	Mark LeGree	Wofford	2008
3	Larry McKenzie	Davidson	1973

### LONGEST INTERCEPTION RETURN

100	Trey Cobb	South Alabama	2021
100	Rico Mack	James Madison	1990
100	John Hollar	W. Carolina	1947
100	John Hollar	Elon	1946
97	Doug Middleton	N.C. A&T	2011
91	Latrell Gibbs	Wyoming	2015
90	T.D. Roof	Elon	2021
82	Wes Hunter	Chattanooga	1999
78	Justin Wozeah	S. Illinois	2005
77	Quinton McKinney	Furman	1974
75	Jon Duncan	Edinboro	1995
71	A.J. Howard	Troy	2016
70	Brandon Grier	Chattanooga	2012
70	Titus Howard	Elon	2005
70	Larry McKenzie	Davidson	1973

### LONGEST KICKOFF RETURN

100	Jalen Virgil	Miami	2021
100	Jalen Virgil	Ga. Southern	2020
100	Darrynton Evans	Penn State	2018
100	Keith Nash	Lenoir-Rhyne	1968
99	Tony Washington	Wofford	2012
97	Jalen Virgil	Ga. Southern	2021
97*	Darrynton Evans	Louisiana (SBCH)	2018
96	Milan Tucker	Marshall	2022
96*	Don Blue	Liberty	1994
95	CoCo Hillary	Wofford	2007
95	Jimmy Watkins	Wofford	2000
94	Darrynton Evans	Toledo	2016
92	Derek Jenkins	Furman	1981
91	Jimmy Watkins	The Citadel	2000
90	Clayton Deskins	Guilford	1968

\*non-scoring

### LONGEST PUNT RETURN

100	Aubrey Elam	Lenoir-Rhyne	1955
87	DaVon Fowlkes	Marshall	2002
86	Dexter Jackson	Gardner-Webb	2006
82	Anthony Smith	E. Tenn. State	1989
81	Jack Fine	Carson-Newman	1965
81	Anthony Smith	Wake Forest	1992

## CAREER HIGHS

### KEVIN ABRAMS-VERWAYNE

Tackles.....5 (ETSU - 24)  
 Forced fumbles....1 (at JMU - 23, Gardner-Webb - 23)  
 Sacks.....1.0 (at JMU - 23)  
 Tackles for loss.....1.0 (Multiple times)

### JOEY AGUILAR

Passing Yards.....424 (at ECU - 24)  
 Passing TDs.....4 (Three times)  
 Completions.....32 (at ECU - 24)  
 Pass attempts.....47 (at ECU - 24)  
 Long completion.....83 (ETSU - 24)

### KYLE ARNHOLT

Tackles.....10 (ETSU - 24)  
 Sacks.....1.0 (Georgia State - 22)  
 Forced fumbles.....2 (Georgia State - 22)  
 Fumble recoveries.....1 (Georgia State - 22)

### DJ BURKS

Tackles.....8 (at ECU - 24)

### ANDERSON CASTLE

Rushes.....20 (Miami U. - 23)  
 Rushing yards.....119 (Miami U. - 23)  
 Rushing TDs.....1 (Multiple times)  
 Long rush.....49 (Troy - 20)  
 Receptions.....5 (at ECU - 24)  
 Receiving TDs.....1 (Troy - 22)

### MARKUS CLARK

Tackles.....4 (ECU - 23)  
 Sacks.....1.0 (ECU - 23)

### RONALD CLARKE

Tackles.....8 (at Clemson - 24)  
 Fumble recoveries.....1 (Miami U. - 23, Elon - 21)  
 Sacks.....1.0 (South Alabama - 21)

### SHAWN COLLINS

Tackles.....5 (Coastal - 23)  
 Sacks.....1.0 (Marshall - 23, at ULM - 23)

### THOMAS DAVIS

Tackles.....4 (at Troy, SBC - 23)  
 Sacks.....1.5 (ETSU - 24)  
 Tackles for loss.....2.0 (ETSU - 24)  
 Forced fumbles.....1 (at JMU - 23)

### JOSHUA DONALD

Tackles.....5 (at ECU - 24)  
 Sacks.....1.0 (at ECU - 24)

### DERRELL FARRAR

Tackles.....9 (at Clemson - 24)  
 Tackles for loss.....1.0 (Multiple times)  
 Sacks.....1.0 (ETSU - 24)

### JORDAN FAVORS

Tackles.....6 (Ga. Southern - 23, at ULM - 23)  
 Interceptions.....2 (Marshall - 23)  
 Forced fumbles.....1 (at ULM - 23)  
 Fumble recoveries.....1 (at ECU - 24)  
 Tackles for loss.....1.0 (Multiple times)

### MICHAEL FLETCHER

Tackles.....3 (at UNC - 23)  
 Sacks.....2.0 (at JMU - 23)  
 Fumble recoveries.....1 (Southern Miss - 23)

### BRODRICK GOOCH

Tackles.....4 (Ga. Southern - 23, at Georgia State - 23)  
 Sacks.....1.0 (ECU - 23)

### ANDRE HAMILTON

Tackles.....5 (at Clemson - 24)  
 Forced fumbles.....1 (Ga. So. - 23; at Clemson - 24)  
 Fumble recoveries.....1 (at Clemson - 24)

### BRENDAN HARRINGTON

Tackles.....11 (North Texas - 20)  
 Sacks.....2.0 (ECU - 21)  
 Tackles for loss.....2.0 (ECU - 21)  
 Interceptions.....1 (Four times in 2020)  
 INT return for TD.....1 (at Texas State - 20)  
 Pass breakups.....2 (Arkansas State - 20)

### MAQUEL HAYWOOD

Rushes.....11 (Gardner-Webb - 23)  
 Rushing yards.....61 (Ga. Southern - 23)  
 Long rush.....31 (at Georgia State - 23)  
 Rushing TDs.....1 (Ga. Southern - 23, So. Miss - 23)

### MICHAEL HETZEL

Receptions.....4 (Marshall - 23)  
 Receiving yards.....46 (Marshall - 23)  
 Touchdowns.....1 (Marshall - 23)  
 Long reception.....22 (GW - 23, The Citadel - 22)

### SANTANA HOPPER

Tackles.....5 (Southern Miss - 23)  
 Sacks.....1.5 (at ODU - 23)  
 Tackles for loss.....2.0 (Marshall - 23)  
 Fumble recoveries.....1 (Miami U. - 23)

### CHRISTAN HORN

Receptions.....8 (Southern Miss - 23)  
 Receiving yards.....165 (Southern Miss - 23)  
 Long reception.....83 (ETSU - 24)  
 Touchdowns.....2 (Three times)

### MICHAEL HUGHES

Points.....16 (at Ga. So. - 22)  
 Field goals.....4 (at Ga. So. - 22, at Wyoming - 23)  
 Long field goal.....54 (at ULM - 23)  
 Extra points.....7 (Multiple times)

### ETHAN JOHNSON

Tackles.....9 (Coastal - 23)  
 Interceptions.....1 (at JMU - 23)  
 Forced fumbles.....1 (at ECU - 24)

### MAKAI JACKSON

Receptions.....6 (at ECU - 24, at Clemson - 24)  
 Receiving yards.....98 (at Georgia State - 23)  
 TD receptions.....1 (Multiple times)  
 Long reception.....67 (Coastal - 23)

### NATE JOHNSON

Tackles.....7 (Coastal - 23)  
 Sacks.....2.0 (at JMU - 23, at ODU - 23)  
 Tackles for loss.....2.0 (at JMU - 23)

### MONTEZ KELLEY

Tackles.....3 (at Troy, SBC - 23, ETSU - 24)  
 Sacks.....1.0 (at ECU - 24, Miami U. - 23)  
 Tackles for loss.....1.0 (Multiple times)  
 Fumble recoveries.....1 (Gardner-Webb - 23)

### MITCHELL LAKE

Long punt.....61 (at Clemson - 24)

### DAVID LARKINS

Receptions.....3 (ECU - 23)  
 Receiving yards.....31 (ECU - 23)  
 TD receptions.....1 (Multiple times)  
 Long reception.....23 (at Georgia State - 23)

### AHMANI MARSHALL

Rushes.....20 (at Georgia Southern - 22)  
 Rushing yards.....137 (ODU - 22)  
 Rushing TDs.....1 (Multiple times)  
 Long rush.....37 (Georgia State - 22)

### CONNER MAYNARD

Long punt.....50 (at ECU - 24)

### KANYE ROBERTS

Rushes.....26 (at ODU - 23)  
 Rushing yards.....109 (Multiple times)  
 Rushing TDs.....2 (at Troy, SBC - 23)  
 Long rush.....61 (Southern Miss - 23)

### SETH ROBERTSON

Tackles.....2 (ETSU - 24)  
 Interceptions.....1 (at ECU - 24)

### KAEDIN ROBINSON

Receptions.....10 (at ULM - 23)  
 Receiving yards.....129 (at ECU - 24)  
 Long reception.....57 (ODU - 22)  
 Touchdowns.....2 (Ga. Southern - 23, at JMU - 23)

### JACK SCROGGS

Tackles.....4 (Gardner-Webb - 23)  
 Interceptions.....1 (Gardner-Webb - 23)

### DALTON STROMAN

Receptions.....5 (at TXST - 22)  
 Receiving yards.....104 (at TXST - 22)  
 Long reception.....77 (at Georgia State - 23)  
 Touchdowns.....1 (Multiple times)

### CADEN SULLIVAN

Tackles.....10 (Miami U. - 23)  
 Sacks.....1.0 (Multiple times)  
 Tackles for loss.....1.5 (Coastal - 23)  
 Forced fumbles.....1 (Southern Miss - 23, ODU - 22)

### JALIK THOMAS

Tackles.....5 (at ODU - 23)  
 Sacks.....0.5 (at Georgia State - 23)

### ELI WILSON

Receptions.....4 (Multiple times)  
 Receiving yards.....61 (at JMU - 23)  
 TD receptions.....1 (Multiple times)  
 Long reception.....34 (ETSU - 24)

### TRENTON ALAN YOWE

Tackles.....5 (at Georgia State - 23)  
 Sacks.....1.0 (Marshall - 23)  
 Interceptions.....1.0 (at Georgia State - 23)

# GAME LOGS QUARTERBACKS/RUNNING BACKS

## JOEY AGUILAR'S CAREER STATISTICS

Year	GP/GS	Cmp	Att	INT	YDS	TD	YPG
2023	14/13	293	460	10	3,757	33	268.4
2024	3/3	72	124	2	964	5	321.3
<b>Totals</b>	<b>17/16</b>	<b>365</b>	<b>584</b>	<b>12</b>	<b>4,721</b>	<b>38</b>	<b>277.7</b>

## AGUILAR GAME-BY-GAME

2023	Cmp	Att	INT	Yards	TD	Long
Gardner-Webb	11	13	0	174	4	43
at North Carolina	22	43	1	275	2	34
East Carolina	17	29	1	241	3	35
at Wyoming	22	40	1	200	0	23
at ULM	27	39	2	335	3	52
Coastal Carolina	18	31	0	305	2	69
at ODU	22	31	0	252	2	28
Southern Miss	23	33	1	391	4	57
Marshall	20	27	0	229	3	29
at Georgia State	14	21	1	255	3	77
at JMU	28	46	1	318	3	39
Ga. Southern	23	36	1	296	4	41
Troy	28	39	0	275	0	40
Miami (Ohio)	18	32	1	211	0	52

2024	Cmp	Att	INT	Yards	TD	Long
ETSU	22	36	0	326	2	83
Clemson	18	41	0	214	1	29
ECU	32	47	2	424	2	49

## KANYE ROBERTS' CAREER STATISTICS

Year	GP/GS	Rush	Yards	TD	Lg	Avg
2022	3/0	19	127	2	29	6.7
2023	14/4	123	696	7	61	5.7
2024	3/2	19	63	0	18	3.3
<b>Totals</b>	<b>20/6</b>	<b>161</b>	<b>886</b>	<b>9</b>	<b>61</b>	<b>5.5</b>

## ROBERTS GAME-BY-GAME

2022	Rush	Yards	TD	Long
The Citadel	7	70	1	29
Robert Morris	11	57	1	23
Old Dominion	1	0	0	0

2023	Rush	Yards	TD	Long
East Carolina	6	42	1	18
at Wyoming	6	59	0	35
at ULM	7	17	1	10
Coastal Carolina	11	48	0	12
at ODU	26	109	0	24
Southern Miss	13	109	1	61
Marshall	6	23	0	13
at Georgia State	9	77	1	26
at JMU	2	2	0	2
Ga. Southern	14	109	1	37
Troy	13	53	2	19
Miami (Ohio)	10	48	0	14

2024	Rush	Yards	TD	Long
ETSU	9	35	0	10
Clemson	5	13	0	18
ECU	5	15	0	9

## ANDERSON CASTLE'S CAREER STATISTICS

Year	GP/GS	Rush	Yards	TD	Long	Avg.
2020	12/0	17	104	0	49	6.1
2021	14/0	47	236	3	22	5.0
2022	12/1	26	167	2	21	6.4
2023	6/0	53	283	2	29	5.3
2024	3/1	33	148	1	21	4.5
<b>Totals</b>	<b>47/2</b>	<b>176</b>	<b>938</b>	<b>8</b>	<b>49</b>	<b>5.3</b>

## CASTLE GAME-BY-GAME

2020	Rush	Yards	TD	Long
Campbell	8	42	0	8
Arkansas State	2	6	0	3
at ULM	2	-2	0	1
Troy	5	58	0	49

2021	Rush	Yards	TD	Long
East Carolina	2	-1	0	1
Elon	4	30	1	10
at Georgia St.	12	56	1	22
ULM	3	22	0	10
at Arkansas State	3	13	0	6
South Alabama	3	6	0	3
at Troy	8	25	0	9
Ga. Southern	6	31	0	10
WKU	6	54	1	14

2022	Rush	Yards	TD	Long
North Carolina	1	2	0	2
James Madison	3	5	0	6
The Citadel	4	28	0	15
Georgia St.	7	50	1	21
Robert Morris	9	67	1	17
Old Dominion	2	15	0	11

2023	Rush	Yards	TD	Long
Marshall	3	7	0	4
at Georgia State	6	26	1	9
at JMU	10	21	0	6
Ga. Southern	6	63	1	29
Troy	8	47	0	23
Miami (Ohio)	20	119	0	26

2024	Rush	Yards	TD	Long
ETSU	9	28	0	7
Clemson	7	80	1	21
ECU	17	40	0	10

## AHMANI MARSHALL'S CAREER STATISTICS

Year	GP/GS	Rush	Yards	TD	Long	Avg.
2020 (WF)	2/0	6	18	0	8	3.0
2021 (WF)	10/0	23	103	0	16	4.5
2022	11/0	76	389	4	37	5.1
2023	14/0	20	65	2	11	3.3
2024	3/0	14	49	0	11	3.5
<b>Totals</b>	<b>40/0</b>	<b>139</b>	<b>624</b>	<b>6</b>	<b>37</b>	<b>4.5</b>

## MARSHALL GAME-BY-GAME

2020 (Wake Forest)	Rush	Yards	TD	Long
Campbell	2	10	0	6
at Louisville	4	8	0	8

2021 (Wake Forest)	Rush	Yards	TD	Long
Old Dominion	4	5	0	4
Norfolk State	4	29	0	16
Duke	6	37	0	14
at Clemson	3	15	0	6
at Boston College	3	10	0	7
Pittsburgh	3	7	0	5

2022	Rush	Yards	TD	Long
North Carolina	1	1	0	1
at Texas A&M	11	35	1	8
Troy	5	16	0	9
James Madison	8	40	0	24
The Citadel	3	12	0	8
at Texas St.	5	9	0	3
Georgia St.	4	48	1	37
Old Dominion	19	137	1	23
at Georgia Southern	20	91	1	19

2023	Rush	Yards	TD	Long
at ULM	4	30	0	11
Coastal Carolina	5	15	1	8
at ODU	1	-2	0	-2
Southern Miss	4	9	1	8
Marshall	2	11	0	11
at Georgia State	4	2	0	7

2024	Rush	Yards	TD	Long
ETSU	3	13	0	8
Clemson	7	28	0	6
ECU	4	8	0	11

## MAQUEL HAYWOOD'S CAREER STATISTICS

Year	GP	Rush	Yards	TD	Long	Avg.
2021 (Navy)	8/1	9	22	0	7	2.4
2022 (Navy)	12/6	73	473	0	44	6.5
2023	13/0	60	318	2	31	5.3
2024	3/0	7	24	0	18	3.4
<b>Total</b>	<b>36/7</b>	<b>149</b>	<b>837</b>	<b>2</b>	<b>44</b>	<b>5.6</b>

## HAYWOOD GAME-BY-GAME

2021 (Navy)	Rush	Yards	TD	Long
at Notre Dame	1	3	0	3
at Temple	4	10	0	7
Army	4	9	0	6

2022 (Navy)	Rush	Yards	TD	Long
Campbell	2	10	0	6
Delaware	6	28	0	12
Memphis	8	54	0	17
at East Carolina	13	67	0	17
at Air Force	8	32	0	12
Tulsa	6	22	0	6
at SMU	8	95	0	44
Houston	5	51	0	23
Temple	7	45	0	9
at Cincinnati	2	12	0	12
Notre Dame	3	9	0	7
at UCF	3	36	0	18
vs Army West Point	4	22	0	13

2023	Rush	Yards	TD	Long
Gardner-Webb	11	45	0	9
at North Carolina	10	42	0	10
East Carolina	5	0	0	3
at Wyoming	8	31	0	8
Coastal Carolina	6	41	0	20
at ODU	1	2	0	2
Southern Miss	3	11	1	8
Marshall	5	42	0	18
at Georgia State	4	45	0	31
at JMU	1	-2	0	0
Ga. Southern	6	61	1	27

2024	Rush	Yards	TD	Long
ETSU	4	19	0	18
Clemson	3	5	0	5
ECU	0	0	0	0

# GAME LOGS **WIDE RECEIVERS/TIGHT ENDS**

## KAEDIN ROBINSON'S CAREER STATISTICS

Year	GP/GS	Rec	Yds	TD	Long	Avg.
2021 (UCF)	2/0	1	30	1	30	30.0
2022	11/5	27	419	2	57	15.5
2023	14/14	67	905	10	52	13.5
2024	3/3	18	290	0	47	16.1
<b>Totals</b>	<b>30/22</b>	<b>113</b>	<b>1,644</b>	<b>13</b>	<b>57</b>	<b>14.5</b>

## ROBINSON GAME-BY-GAME

2021 (UCF)	Rec.	Yards	TD	Long
Bethune-Cookman	1	30	1	30

2022	Rec.	Yards	TD	Long
North Carolina	2	48	1	26
at Texas A&M	1	3	0	3
Troy	4	68	0	42
James Madison	5	57	0	19
The Citadel	1	26	0	26
at Texas St	1	10	0	10
Robert Morris	1	0	0	0
at Coastal Carolina	3	56	0	46
at Marshall	1	12	0	12
Old Dominion	3	90	1	57
at Georgia Southern	5	49	0	20

2023	Rec.	Yards	TD	Long
Gardner-Webb	4	64	1	32
at North Carolina	2	33	0	20
East Carolina	4	57	1	34
at Wyoming	3	51	0	23
at ULM	10	112	1	19
Coastal Carolina	2	10	0	10
at ODU	7	103	1	20
Southern Miss	1	27	0	27
Marshall	4	55	1	24
at Georgia State	4	29	1	11
at JMU	4	68	2	39
Ga. Southern	8	108	2	27
Troy	6	70	0	17
Miami (Ohio)	8	118	0	52

2024	Rec.	Yards	TD	Long
ETSU	8	103	0	47
Clemson	3	58	0	29
ECU	7	129	0	31

## CHRISTAN HORN'S CAREER STATISTICS

Year	GP/GS	Rec	Yds	TD	Long	Avg.
2020	8/1	3	79	0	54	26.3
2021	14/0	5	46	0	16	9.2
2022	12/12	33	600	4	80	18.2
2023	14/13	36	566	6	52	15.7
2024	3/3	11	244	1	83	22.2
<b>Totals</b>	<b>51/29</b>	<b>88</b>	<b>1535</b>	<b>11</b>	<b>83</b>	<b>17.4</b>

## HORN GAME-BY-GAME

2020	Rec.	Yds	TD	Long
Arkansas State	2	25	0	19
Troy	1	54	0	54

2021	Rec.	Yds	TD	Long
East Carolina	2	7	0	10
at Miami (FL)	1	9	0	9
at Louisiana	1	14	0	14
Western Ky.	1	16	0	16

2022	Rec.	Yds	TD	Long
North Carolina	3	59	1	31
at Texas A&M	2	12	0	9
Troy	5	98	1	53
James Madison	1	23	0	23
The Citadel	3	132	2	80
at Texas St.	6	83	0	24
Georgia St.	1	7	0	7
at Coastal Carolina	4	57	0	23
at Marshall	4	66	0	33
Old Dominion	2	8	0	5
at Georgia Southern	2	55	0	45

2023	Rec.	Yds	TD	Long
Gardner-Webb	4	50	1	24
at North Carolina	2	9	0	10
East Carolina	2	24	0	16
at Wyoming	1	11	0	11
at ULM	6	124	2	52
Coastal Carolina	1	13	0	13
at ODU	3	60	0	28
Southern Miss	8	165	2	49

Marshall	0	0	0	0
at Georgia State	0	0	0	0
at JMU	0	0	0	0
Ga. Southern	2	46	1	41
Troy	5	42	0	23
Miami (Ohio)	2	22	0	13

2024	Rec.	Yards	TD	Long
ETSU	3	89	1	83
Clemson	3	47	0	21
ECU	5	108	0	49

## MAKAI JACKSON'S CAREER STATISTICS

Year	GP/GS	Rec	Yds	TD	Long	Avg.
2022 (SF)	12/9	85	991	9	45	11.7
2023 (App)	14/1	27	418	2	67	15.5
2024 (App)	3/2	14	164	2	36	11.7
<b>Totals</b>	<b>29/12</b>	<b>126</b>	<b>1,573</b>	<b>12</b>	<b>67</b>	<b>12.5</b>

## JACKSON GAME-BY-GAME

2022 (ST. FRANCIS)	Rec.	Yards	TD	Long
at Akron	7	81	0	30
at Richmond	8	123	1	45
at Wagner	11	117	1	23
at Norfolk State	9	105	2	31
Central Conn. St.	4	26	1	29
at LIU	7	72	0	20
Stonehill	7	52	0	17
at Sacred Heart	6	31	2	11
at Georgetown	9	116	0	38
Duquesne	6	81	1	30
at Merrimack	6	116	0	45
at Delaware	5	71	1	45

2023	Rec.	Yards	TD	Long
Gardner-Webb	0	0	0	0
at North Carolina	2	10	0	7
East Carolina	2	43	0	28
at Wyoming	2	17	0	9
at ULM	1	4	0	4
Coastal Carolina	1	67	0	67
at Old Dominion	1	23	0	23
Southern Miss.	2	25	0	13
Marshall	1	29	1	29
at Georgia St.	3	98	1	45
at James Madison	5	49	0	16
Ga. Southern	2	6	0	6
at Troy	2	12	0	6
Miami (Ohio)	3	35	0	16

2024	Rec.	Yards	TD	Long
ETSU	2	24	0	15
Clemson	6	54	1	17
ECU	6	86	1	36

## DALTON STROMAN'S CAREER STATISTICS

Year	GP/GS	Rec	Yds	TD	Long	Avg.
2021	1/0	1	10	0	10	10.0
2022	12/0	19	371	4	55	19.5
2023	14/1	20	390	3	77	19.5
2024	2/0	2	21	0	11	10.5
<b>Total</b>	<b>29/1</b>	<b>42</b>	<b>792</b>	<b>7</b>	<b>77</b>	<b>18.9</b>

## STROMAN GAME-BY-GAME

2021	Rec.	Yards	TD	Long
WKU	1	10	0	10

2022	Rec.	Yards	TD	Long
North Carolina	1	41	0	41
at Texas A&M	2	14	0	8
Troy	1	8	0	8
James Madison	1	27	1	27
The Citadel	2	21	0	11
at Texas St.	5	104	1	55
Georgia St.	0	0	0	0
Robert Morris	1	19	1	19
at Coastal Carolina	2	55	1	41
at Marshall	1	5	0	5
Old Dominion	2	24	0	17
at Georgia Southern	1	53	0	53

2023	Rec.	Yards	TD	Long
Gardner-Webb	2	49	1	43
at North Carolina	2	34	0	18
East Carolina	1	17	0	17
at Wyoming	2	24	0	13
at ULM	2	31	0	17
Coastal Carolina	2	35	1	30

at ODU	1	12	0	12
Southern Miss	0	0	0	0
Marshall	0	0	0	0
at Georgia State	3	93	1	77
at JMU	2	36	0	19
Ga. Southern	0	0	0	0
Troy	2	49	0	40
Miami (Ohio)	1	10	0	10

2024	Rec.	Yards	TD	Long
Clemson	0	0	0	0
ECU	2	21	0	11

## ELI WILSON'S CAREER STATISTICS

Year	GP/GS	Rec	Yds	TD	Long	Avg.
2020	4/0	1	2	0	2	2.0
2021	11/0	8	48	1	14	6.0
2022	12/0	10	82	1	27	8.2
2023	14/12	34	350	5	32	10.3
2024	3/3	10	122	2	34	12.2
<b>Total</b>	<b>44/15</b>	<b>63</b>	<b>604</b>	<b>9</b>	<b>34</b>	<b>9.6</b>

## WILSON GAME-BY-GAME

2020	Rec.	Yds	TD	Long
Campbell	1	2	0	2

2021	Rec.	Yds	TD	Long
Elon	1	5	0	5
at Georgia St.	1	1	0	1
ULM	1	8	0	8
at Arkansas State	2	18	0	14
South Alabama	1	3	0	3
at Troy	2	13	1	10

2022	Rec.	Yds	TD	Long
North Carolina	1	27	0	27
at Texas A&M	1	5	0	5
The Citadel	1	8	1	0
at Texas St.	3	16	0	0
Georgia St.	1	3	0	8
Robert Morris	1	2	0	10
at Coastal Carolina	2	21	0	3

2023	Rec.	Yds	TD	Long
Gardner-Webb	2	15	1	12
at North Carolina	2	18	1	13
at Wyoming	4	29	0	12
at ULM	2	13	0	8
Coastal Carolina	3	41	0	32
at ODU	2	22	0	13
Southern Miss	4	48	1	26
Marshall	2	6	0	3
at Georgia State	0	0	0	0
at JMU	4	61	1	27
Ga. Southern	4	53	1	30
Troy	3	28	0	18
Miami (Ohio)	2	16	0	8

2024	Rec.	Yards	TD	Long
ETSU	3	43	1	34
Clemson	3	26	0	15
ECU	4	53	1	22

## DAVID LARKINS CAREER STATISTICS

Year	GP/GS	Rec	Yds	TD	Long	Avg.
2021	2/0	0	0	0	0	0.0
2022	12/0	3				

## LAST TIME IT HAPPENED

TEAM STATS	APP STATE	OPPONENT
Scored 40-49 Points	11/11/23, at Georgia State (42)	12/2/23, at Troy (49)
Scored 50-59 Points	11/25/23, Georgia Southern (55)	11/26/22, Georgia Southern (51, OT)
Scored 60-69 Points	9/3/22, vs. North Carolina (61)	9/7/24, at Clemson (66)
Scored 70-79 Points	9/22/18, Gardner-Webb (72)	10/7/78, Chattanooga (72)
Recorded a Safety	9/17/22, Troy (intentional, final minute, before Hail Mary win)	11/18/23, at JMU
Recorded a Shutout	10/1/22, The Citadel (49-0)	11/5/05, LSU (24-0)
Rushed for 400+ Yards	10/19/22, Georgia State (404)	9/25/14, Georgia Southern (408)
Rushed for 300-399 Yards	11/26/22, at Georgia Southern (376)	10/28/23, vs. Southern Miss (301)
Rushed for Less Than 50 Yards	11/18/23, at JMU (48)	11/20/21, at Troy (33)
Passed for 400+ Yards	9/14/24, at East Carolina (424)	9/7/24, at Clemson (460)
Passed for 300-399 Yards	8/31/24, ETSU (326)	10/10/23, Coastal Carolina (373)
Passed for Less Than 50 Yards	12/4/10, Western Illinois (47)	12/16/23, Miami U. in Cure Bowl (44)
Gained 500+ Yards Total Offense	9/14/24, at East Carolina (505)	9/7/24, at Clemson (712)
Gained Less Than 100 Yards Total Offense	9/7/91, Clemson (84)	11/1/14, Georgia State (62)
Recorded 25 or More First Downs	9/14/24, at East Carolina (25)	9/7/24, at Clemson (28)
Was Penalized 100 Yards	10/8/22, at Texas State (12-105)	10/10/23, Coastal Carolina (9-for-108)
Committed No Penalties	11/17/18, Georgia State	Records incomplete
Defense Intercepted Three Passes	11/25/23, Georgia Southern (3)	11/21/20, Coastal Carolina (3)
Overcame Halftime Deficit to Win	9/14/24, at East Carolina (Trailed 16-14 before winning 21-19)	9/23/23, at Wyoming (App State led 12-7 at half, Wyoming won 22-19)
Trailed After Three Quarters, Rallied to Win	10/28/23, vs. Southern Miss (Trailed 31-28 before winning 48-38)	10/21/23, at ODU (Trailed 21-20 before winning 28-21)
Won Game On TD on Final Play	11/18/23, at JMU (Joey Aguilar 8-yard pass to Kaedin Robinson in OT)	11/26/22, Georgia Southern (Kyle Vantrease 25-yard pass to Ezra Archie in 2nd OT)
Won Game On FG To End Regulation	9/30/23, at ULM (Michael Hughes 54-yard FG as time expired)	10/10/23, Coastal Carolina (Kade Hensley 24-yard FG as time expired)
Won Game on Final Defensive Play	10/12/02, Furman (Josh Jeffries PAT Interception, Derrick Black 96-Yd Return)	Never Accomplished

INDIVIDUAL STATS	APP STATE	OPPONENT
75+ Yard Run	12/21/20, Camerun Peoples vs. North Texas, MB Bowl (76)	9/7/24, Phil Mafah, Clemson (83)
100-199 Yards Rushing, Game	12/16/23, Anderson Castle vs. Miami U. in Cure Bowl (119)	9/7/24, Phil Mafah, Clemson (118)
Two Players 100+ Rush Yards	11/6/21, Nate Noel (122), Camerun Peoples (116), at A-State	Never Accomplished
200+ Yards Rushing, Game	12/21/20, Camerun Peoples vs. North Texas, MB Bowl (317)	12/2/23, Kimani Vidal, Troy (233)
Three Rushing TDs, Game	11/26/22, Nate Noel vs. Georgia Southern (3)	9/9/23, Omari Hampton, North Carolina (3)
Four Rushing TDs, Game	9/26/20, Daetrich Harrington vs. Campbell (4)	10/2/04, Terrell Harris, Texas State (4)
Five Rushing TDs, Game	12/21/20, Camerun Peoples vs. North Texas, MB Bowl (5)	12/2/23, Kimani Vidal, Troy (5)
80+ Yard Pass Completion	8/31/24, Joey Aguilar to Christan Horn, ETSU (83)	9/26/20, Wiley Hartley to Austin Hite, Campbell (87)
300+ Yards Passing, Game	9/14/24, Joey Aguilar at ECU (242)	9/7/24, Cade Klubnik, Clemson (378)
Four TD Passes, Game	11/25/23, Joey Aguilar vs. Georgia Southern (4)	9/30/23, Jiya Wright, at ULM (4)
Five TD Passes, Game	9/9/2017, Taylor Lamb vs. Savannah State (5)	9/7/24, Cade Klubnik, Clemson (5)
Six TD Passes, Game	9/3/22, Chase Brice vs. North Carolina (6)	12/18/21, Bailey Zappe, WKU, Boca Bowl (6)
Scored Five TDs, Game	12/21/20, Camerun Peoples vs. North Texas, MB Bowl (5)	10/13/84, Robert Surratt, Marshall (5)
10 Receptions, Game	9/30/23, Kaedin Robinson at ULM (10)	11/25/23, Khaleb Hood, Georgia Southern (10)
100-149 Receiving Yards, Game	9/14/24, Kaedin Robinson (129), Christan Horn (108) at ECU	9/7/24, Bryant Wesco (130) & Jake Briningstool (100), Clemson
150+ Receiving Yards, Game	10/28/23, Christan Horn vs. Southern Miss (165)	12/18/21, Jerreth Sterns, WKU, Boca Bowl (184)
Two Players with 100+ Receiving Yards	9/14/24, Kaedin Robinson (129), Christan Horn (108) at ECU	9/7/24, Bryant Wesco (130) & Jake Briningstool (100), Clemson
Three Receiving TDs, Game	11/16/19, Corey Sutton vs. Georgia State (3)	9/30/23, Tyrone Howell at ULM (3)
Three Sacks, Game	9/18/21, D'Marco Jackson vs. Elon (3)	9/10/16, Anthony Wilson, Old Dominion (3.0)
50+ Yard Field Goal	9/30/23, Michael Hughes at ULM (54)	10/20/21, Massimo Biscardi, Coastal Carolina (50)
Made Three Or More Field Goals, Game	9/23/23, Michael Hughes at Wyoming (4)	10/2/21, Noel Ruiz, Georgia State (3)
70+ Yard Punt	10/17/09, Sam Martin at Wofford (74)	11/24/18, Tyler Sumpter, Troy (75, 70)
Returned Kickoff for TD	11/12/22, Milan Tucker vs. Marshall (96)	11/25/23, DeAndre Buchannon, Georgia Southern (100)
Returned Punt for TD	9/22/18, Clifton Duck vs. Gardner-Webb (62)	11/15/14, Blaise Taylor, Arkansas State (38)
Returned Blocked Punt for TD	9/7/19, D'Marco Jackson vs. Charlotte (16)	11/12/22, Dainsus Miller, Marshall (0)
Blocked a Punt	9/28/19, Demetrius Taylor vs. Coastal Carolina	12/12/22, Shadeed Ahmad, Marshall
Returned Interception for TD	9/30/23, Tyrek Funderburk at ULM (23)	9/14/24, Shavon Revel Jr., ECU (50)
Returned Fumble for TD	12/21/19, Trey Cobb vs. UAB (24)	12/2/23, Don Callis, Troy (10)
Blocked a Field Goal	12/18/21, Steven Jones Jr., vs. WKU (Boca Bowl)	9/23/23, DeVonne Harris, at Wyoming
Returned Blocked FG for TD	10/28/06, Corey Lynch vs. Furman (79)	9/23/23, Jakorey Hawkins, at Wyoming (62)
PAT Returned for Two Points	11/13/10, Troy Sanders vs. Wofford	11/25/00, Chris Archie, Troy