

APPSTATE FOOTBALL



KIDD BREWER STADIUM





Nestled on the App State campus with towering Blue Ridge Mountain peaks rising around it, Kidd Brewer Stadium has always boasted one of the most picturesque settings in college football.

With the completion of the \$50 million north end zone facility in 2021, The Rock also offers top-of-the-line modern amenities for Mountaineer student-athletes, fans and the university community.

The facility houses a football locker room, weight room, offices and team areas, as well as 1,000 club level seats, athletic training spaces, retail and dining service facilities. At the front entrance is the Jerry Moore Plaza and a statue of the Hall of Fame coach.

With 62 seasons completed in a stadium that opened as Conrad Stadium on Sept. 15, 1962, App State had a 273-80-5 record at The Rock. In July 2024, ESPN named it one of the top 25 stadiums in college football.





SUN BELT CONFERENCE

The July 1, 2022 additions of four new members to the Sun Belt Conference - James Madison, Marshall, Old Dominion and Southern Miss - made the Sun Belt one of the premier conferences in college football. Traditions of excellence combined with passionate fan bases and regionally relevant rivalries give the league a distinct advantage over others in the realignment landscape.

The Sun Belt Conference was founded in 1976, began sponsoring football in 2001 and currently sponsors 18 NCAA sports. The 14-member conference currently includes App State, Arkansas State, Coastal Carolina, Georgia Southern, Georgia State, James Madison, Louisiana, ULM, Marshall, Old Dominion, South Alabama, Southern Miss, Texas State and Troy.

App State joined the Sun Belt Conference in its move up to the FBS ranks in 2014.



App State won the first two Sun Belt Championship Game titles in 2018 and 2019. Running back Darrynton Evans, posing with commissioner Keith Gill, won the MVP belt both times.

SUN BELT FOOTBALL CHAMPIONS

- 2001 - North Texas & Middle Tennessee
 - 2002 - North Texas
 - 2003 - North Texas
 - 2004 - North Texas
 - 2005 - Louisiana & ULM
 - 2006 - Troy & Middle Tennessee
 - 2007 - Florida Atlantic & Troy
 - 2008 - Troy
 - 2009 - Troy
 - 2010 - Troy & FIU
 - 2011 - Arkansas State
 - 2012 - Arkansas State
 - 2013 - Arkansas State
 - 2014 - Georgia Southern
 - 2015 - Arkansas State
 - 2016 - **App State** & Arkansas State
 - 2017 - **App State** & Troy
 - 2018 - **App State***
 - 2019 - **App State***
 - 2020 - Coastal Carolina & Louisiana
 - 2021 - Louisiana*
 - 2022 - Troy*
 - 2023 - Troy*
- *Sun Belt Championship Game winner



SUN BELT CONFERENCE

WINNING TRADITION

TRADITION



Playing the 1,000th game in program history during the 2020 season, App State has proven itself as a championship-caliber program at both the FCS and FBS levels. The Mountaineers' run to three straight FCS national titles from 2005-07 included the historic 34-32 upset of No. 5 Michigan in 2007, and App State ended the 2023 season with a seventh bowl victory in eight appearances.

NCAA DIVISION I FCS CHAMPIONS

2005 2006 2007

APP STATE FOOTBALL SINCE 1928

- 3** NATIONAL CHAMPIONSHIPS
- 4** COLLEGE FOOTBALL HALL OF FAMERS
- 7** ACADEMIC ALL-AMERICA SELECTIONS
- 11** NATIONAL STATISTICAL CHAMPIONS
- 22** CONFERENCE TITLES
- 34** PROFESSIONAL DRAFT PICKS
- 99** ALL-AMERICANS





KEPT DIGGING

TRADITION



A 2023 season in which App State entered late October with a 3-4 record saw the Mountaineers embrace the mantra “Keep Digging,” reel off five straight wins to close the regular season, play in the Sun Belt Championship Game and win the 2023 Cure Bowl against Miami (Ohio). Among those five straight wins were victories over No. 18 James Madison (who was hosting ESPN’s College GameDay) and rivalry wins against Marshall and Georgia Southern.

The Mountaineers finished the season with a 9-5 record. Under head coach Shawn Clark, App State is one of only five Group of Five programs (and 14 FBS programs) in the country with at least three nine-win seasons since the start of 2020.



3 STRAIGHT YEARS WITH A RANKED WIN

2021: 30-27 vs. #14 Coastal Carolina

2022: 17-14 at #6 Texas A&M

2023: 26-23 (OT) at #18 James Madison

UP TO THE CHALLENGE

Last 8 games against power conference opponents all decided by 7 points or fewer (two in overtime)

LEAGUE-HIGH 14 ALUMS ON 2023 NFL ROSTERS



2023 CURE BOWL CHAMPIONS





2022 MAGICAL MOMENTS

The 2022 season featured an oversized share of historic moments for the App State football program, from a record-breaking home opener against North Carolina to a top-10 upset at Texas A&M to hosting ESPN College GameDay for the first time to a wild Hail Mary win over the eventual league champions.

TRADITION





TRADITION





FBS SUCCESS: 7 BOWL WINS, 4 SUN BELT CHAMPIONSHIPS

TRADITION

2023

RECORD: 9-5



Shawn Clark's Mountaineers were presented with the 2023 Cure Bowl trophy after their rain-soaked 13-9 win over Miami (Ohio).



App State rushed for 500 yards, including 317 from Cam Peoples, in a 56-28 win over North Texas in the 2020 Myrtle Beach Bowl.

2021

RECORD: 10-4



Offensive linemen Ryan Neuzil (left) and Noah Hannon hold up the trophy after a 31-17 win over UAB in the New Orleans Bowl.



Jordan Fehr (center) leads the celebration following App State's 45-38 win against Louisiana in the 2019 Sun Belt title game.

2020

RECORD: 9-3

2019

RECORD: 13-1



Led by interim head coach Mark Ivey, App State posted a 45-13 win against Middle Tennessee in the 2018 New Orleans Bowl.



Team captain MyQuon Stout lifts the trophy following a 30-19 win over Louisiana in the first-ever Sun Belt title game.

2018

RECORD: 11-2

2017

RECORD: 9-4



App State shut out high-scoring Toledo en route to a 34-0 victory in the 2017 Dollar General Bowl in Mobile, Ala.



The Mountaineers clinched a Sun Belt title by closing the regular season with a 63-14 win against Louisiana on Senior Day.

2016

RECORD: 10-3



Thanks to a tiebreaking field goal with 5:41 left, App State won 31-28 against Toledo in a return trip to the 2016 Camellia Bowl.



In Las Cruces, Marcus Cox helped App State earn a share of its first FBS league title with a win at former Sun Belt foe New Mexico State.

2015

RECORD: 11-2



Making its FBS postseason debut, App State kicked a 23-yard FG as time expired in a 31-29 win against Ohio in the 2015 Camellia Bowl.



TRADITION
TOGETHER

ELITE

COMPANY

WINNINGEST FBS PROGRAMS SINCE 2014



95



127



119



115



114



102



95

TRADITION



INTRODUCTION

Kidd Brewer Stadium IFC-1
Sun Belt Conference 2
Winning Tradition 3-9
Contents 10
Quick Facts 11
Media Information 11
Numerical and Alphabetical Rosters 12-13
Pronunciation Guide 13
Geographical Roster 14

UNIVERSITY, COACHES AND STAFF

App State at a Glance 15
Interim Chancellor Heather Norris 16
Director of Athletics Doug Gillin 17
Head Coach Shawn Clark 18-19
Assistant Coaches 20-24
Support Staff 25-26

MEET THE 2024 MOUNTAINEERS

Returning Student-Athletes 27-42
Newcomers 43-48

2023 IN REVIEW

2023 Statistics 49-64
2023 Game Recaps and Box Scores 65-78

SERIES RECORDS

Series Records vs. All Opponents 79-80
Series Results vs. All Opponents 81-87
Series Records vs. Division I FBS Conferences 88

RECORD BOOK

Rushing Records 89-90
Receiving Records 91-92
Passing Records 93-94
Total Offense/All-Purpose Yardage Records 95-96
Scoring/Kicking Records 97-98
Kickoff Return Records 99
Punt Return Records 100
Punting Records 101
Defensive Records 102-104
Games Played/Starts Records 105
Televised Games 105
Defensive Team Records 106
Offensive Team Records 107
Miscellaneous Team Records 108
Year-by-Year Team Statistics 109
The Last Time it Happened 110

HISTORY AND TRADITIONS

Postseason History 111
2005 NCAA Division I-AA National Champions 112-113
2006 NCAA Division I FCS National Champions 114-115
2007 NCAA Division I FCS National Champions 116-117
2015 Camellia Bowl Champions 118-119

2016 Camellia Bowl Champions 120-121
2017 Dollar General Bowl Champions 122-113
2018 R+L Carriers New Orleans Bowl Champions 124-125
2019 R+L Carriers New Orleans Bowl Champions 126-127
2020 Myrtle Beach Bowl Champions 128-129
2023 Cure Bowl Champions 130-131
Retired Jerseys 132-134
Mountaineers in the College Football Hall of Fame 135
App State Athletics Hall of Fame, 75th Anniversary Team 136
All-Americans 137-139
National Honors and Awards 140-141
All-Star Games, Regional and Conference Honors and Awards 142
All-Conference 143-144
Conference Players of the Week 145
Michigan Win in the Big House 146
Texas A&M Win in College Station 147
Miracle on the Mountain 148
Miracle on the Mountain: Part II 149
Memorable Games of the NCAA Division I Era (1971-present) 150-155
Historic 2019 Season 156
All-Time Roster 157-164
All-Time Coaching Records, All-Time Assistant Coaches 165
Hall of Famer Jerry Moore 166
Year-By-Year Records 167-168
Year-By-Year Conference Records 169
All-Time Results 170-177
Kidd Brewer Stadium 178-180
Attendance Figures 181
Season Openers, Home Openers, Homecoming 182
Yosef 183
Mountaineers in the NFL 184-IBC
2024 Schedule BC



CREDITS

DESIGN AND EDITOR: Bret Strelow and Joey Jones
COVER DESIGN: Griffin DeJoy
PHOTOGRAPHY: Patrick Adams, Jonathan Aguinaldo, The Appalachian, Asheville Citizen-Times, App State Alumni Association, AP Images, App State athletics archives, App State strategic communications staff, Arizona Cardinals, Atlanta Falcons, Dale Barbee, Cade Bettinger, Buffalo Bills, Tyler Buckwell, Mark Campbell (College Sporting News), Carolina Panthers, Charlotte Observer, Chattanooga Times Free Press, Adam Cline, Keith Cline, Tony Coats, Samuel Cooke, Tim Cowie, Jay Crain, Dallas Cowboys, Denver Broncos, Douglas Davis, Griffin DeJoy, Derek DeSha, Michael Dickerson, Detroit Lions, Kaitie Dornhauer, Mark Dula, East Carolina athletics, Joel Franquiz, Marie Freeman, Gardner-Webb athletics, Meghan Gay, Georgia Tech athletics, Willis Glasgow (WG Photos), Green Bay Packers, Grogan & Fralick, Rick Hartgrove, Melanie Hatton, Connor Hickey, Maggie Hobson, Houston Texans, Lauren

Hutchinson (Lauren Hutchinson Photography), Indianapolis Colts, Leila Jackson, Jacksonville Jaguars (Rick Wilson), James Madison Athletics, Joe Johnson, Joey Jones, Rusty Jones, David Katzenmaier, Allyson Lamb, Suzi Lawson, Los Angeles Rams, Trey Mahoney, Michael Mann, Dave Mayo, Brady McBride, Ben McKeown, Andy McLean, Minnesota Vikings, Chad Mitchell, Rob Moore, NCAA, National Football League, New Orleans Saints, Taylor Newton, Palmer Noyes, Nicholas Orter, Tommy Penick, Max Renfro, Chase Reynolds, St. Louis Rams, San Francisco 49ers, David Scearce, Kristin Shaffer, Bill Sheffield, Southern Conference, John Staton, Colby Suchla, Sun Belt Conference, Grant Sustar, Troy Tuttle, USA TODAY Sports, Watauga Democrat, Western Carolina athletics, Kyla Willoughby, Winston-Salem Journal

PRINTING: Wallace Printing - Newton, N.C.



GENERAL INFORMATION

NameAppalachian State University (App State)
 LocationBoone, N.C.
 Founded1899
 Enrollment21,000+
 ConferenceSun Belt (East Division)
 AffiliationNCAA Division I Football Bowl Subdivision
 NicknameMountaineers
 ColorsBlack and Gold
 MascotYosef
 Marching BandMarching Mountaineers
 Interim ChancellorDr. Heather Norris (Penn State, 1995)
 Athletics DirectorDoug Gillin (SUNY Cortland, 1991)
 Faculty Athletics RepresentativeRené Salinas
 Game Operations DirectorDrew Jacobs
 StadiumKidd Brewer Stadium
 Capacity30,000
 SurfaceAstroTurf 3D3
 Football Office Phone828-262-2501
 Ticket Office Phone828-262-7733
 Athletics Websiteappstatesports.com
 Athletics Twitter/X@appstatesports
 Football Twitter/X@AppState_FB
 Athletics Instagram@appstatesports
 Football Instagram@appstate_fb
 Athletics Facebookfacebook.com/appstatesports
 Football Facebookfacebook.com/AppStateFootball

FOOTBALL HISTORY

First Year1928
 All-Time Record663-356-28 (94 seasons completed)
 Conference Championships22
 North State Conference (6)1931, '37, '39, '48, '50, '54
 Southern Conference (12)1986, '87, '91, '95, '99, '05, '06, '07, '08, '09, '10, '12
 Sun Belt Conference (4)2016, '17, '18, '19
 Division titles (Format began in 2018 — 4)2018, '19, '21, '23
 NCAA Bowl Games8
 Years2015, '16, '17, '18, '19, '20, '21, '23
 Record7-1
 Most Recent2023 Cure Bowl (W)

NCAA Division I FCS Playoff Appearances20
 Years1986, '87, '89, '91, '92, '94, '95, '98, '99, '00, '01, '02, '05, '06, '07, '08, '09, '10, '11, '12
 NCAA Division I FCS National Championships3
 Years2005, '06, '07
 NAIA Bowl Games9
 Record3-6
 Years1937, '38, '48, '49, '50 (2), '54 (2), '55
 All-Americans99
 Academic All-Americans7

TEAM INFORMATION

2023 Record9-5
 2023 Sun Belt Conference Record/Finish6-2/1st East
 Basic OffensePro Tempo
 Basic Defense3-4
 Letterwinners Returning/Lost51/24
 Offense23/12
 Defense24/12
 Specialists4/0
 Starters Returning/Lost14/10
 Offense6/5
 Defense6/5
 Specialists2/0

2024 SCHEDULE

Day	Date	Time	Opponent	TV
SAT.	AUG. 31	3:30 P.M.	ETSU	ESPN+
Sat.	Sept. 7	8 p.m.	at Clemson	ACC Network
Sat.	Sept. 14	4 p.m.	at East Carolina	ESPNU
THURS.	SEPT. 19	7:30 P.M.	SOUTH ALABAMA*	ESPN
SAT.	SEPT. 28	TBD	LIBERTY	TBD
Sat.	Oct. 5	TBD	at Marshall*	TBD
Sat.	Oct. 12	TBD	at Louisiana*	TBD
SAT.	OCT. 26	TBD	GEORGIA STATE*	TBD
SAT.	NOV. 2	TBD	OLD DOMINION*	TBD
Thurs.	Nov. 7	8 p.m.	at Coastal Carolina*	ESPN or ESPN2
SAT.	NOV. 23	TBD	JAMES MADISON*	TBD
Sat.	Nov. 30	TBD	at Georgia Southern*	TBD
Sat.	Dec. 7	7:30 p.m. ET	Sun Belt Championship	ESPN

* denotes Sun Belt Conference game
 All times Eastern

APP STATE ATHLETICS STRATEGIC COMMUNICATIONS



JOEY JONES
 SR. ASSOCIATE A.D. FOR STRATEGIC COMMUNICATIONS
 FOOTBALL MEDIA CONTACT
MOBILE: 828-964-7183
EMAIL: jonesj7@appstate.edu



BRET STRELOW
 ASSISTANT A.D. FOR STRATEGIC COMMUNICATIONS
 SECONDARY FOOTBALL MEDIA CONTACT
MOBILE: 828-963-3069
EMAIL: strelowb@appstate.edu

ASSISTANT DIRECTORS: Katherine Jamtgaard, Jacob Plecker, Matt Present **COMMUNICATIONS ASSISTANT:** Ethan Bumgarner
MAILING ADDRESS: App State Athletics Strategic Communications, 425 Jack Branch Drive, Boone, NC 28608

BRANDING

WHEN REFERENCING APP STATE, PLEASE USE:

- App State
- Appalachian State University
- Mountaineers
- Pronunciation: app-uh-LATCH-in

PLEASE DO NOT USE:

- ASU
- Appalachian State
- Appy State
- AppState
- App. State
- Pronunciation: app-uh-LAY-chin

APP STATE OFFICIAL MARKS



Primary Block A



Secondary Block A



Secondary (Victory Yosef)





NUMERICAL ROSTER

#	Name	Post.	Ht.	Wt.	Yr./Elig.	Hometown/High School (Previous College)
0	William Fowles	WR	6-3	205	R-Fr.	Hialeah, Fla./Dade Christian (Louisville)
0	Trenton Alan Yowe	CB	6-2	190	5th-Yr. R-Jr.	Calera, Ala./Calera (Coahoma C.C.)
1	Anderson Castle	RB	6-0	220	5th-Yr. R-Jr.	Boone, N.C./Watauga
2	Ethan Johnson	CB	5-11	195	Jr.	Huntersville, N.C./Hough
2	Kaedin Robinson	WR	6-2	205	6th-Yr. R-Sr.	Asheville, N.C./Christ School (UCF)
3	Ahmani Marshall	RB	6-2	225	5th-Yr. Sr.	Winston-Salem, N.C./East Forsyth (Wake Forest)
4	Joey Aguilar	QB	6-3	220	Sr.	Antioch, Calif./Freedom (Diablo Valley C.C.)
4	Myles Farmer	SAF	6-3	210	6th-Yr. R-Sr.	Atlanta, Ga./Westlake (Syracuse)
5	Michael Fletcher	DE	6-6	275	6th-Yr. R-Sr.	Flint, Mich./Carman-Ainsworth (Michigan State)
6	Jason Chambers	CB	6-0	195	Jr.	Charlotte, N.C./Butler (North Carolina Central)
6	Matthew Wilson	QB	6-0	205	Fr.	Rock Hill, S.C./Rock Hill
7	Jordan Favors	SAF	5-11	195	R-Jr.	Griffin, Ga./Griffin
8	Brendan Harrington	ILB	6-1	230	6th-Yr. R-Sr.	Pittsboro, N.C./Northwood
8	Dalton Stroman	WR	6-4	205	R-Jr.	Rockingham, N.C./Richmond Senior
9	Markus Clark	NOSE	6-1	295	Jr.	Hoover, Ala./Hoover
9	Billy Wiles	QB	6-3	215	R-Jr.	Ashburn, Va./Stone Bridge (Southern Miss)
10	Zahn Coakley	WR	6-1	195	R-Fr.	Dallas, Texas/The Oakridge School
10	Colton Phares	SAF	6-2	205	R-Fr.	Beaufort, S.C./Beaufort
11	Avarion Cole	STAR	6-0	200	R-Jr.	Charlotte, N.C./Chambers (North Carolina A&T)
11	Grant Tucker	WR	6-3	190	R-Fr.	Charlotte, N.C./Charlotte Christian
12	Shawn Collins	DE	6-5	265	5th-Yr. R-Jr.	Montclair, N.J./Montclair (Rutgers)
12	Michael Hetzel	WR	5-11	195	5th-Yr. R-Jr.	Charlotte, N.C./Ardrey Kell
13	Christan Horn	WR	6-2	190	5th-Yr. Sr.	Columbia, S.C./Westwood
13	Elijah Mc-Cantos	DB	6-0	190	R-So.	Little Haiti, Fla./Edison (Illinois)
14	Jayden Bethea	ILB	6-1	230	R-Fr.	Lawrenceville, Ga./Dacula
14	Kanye Roberts	RB	5-11	205	R-So.	Wallace, N.C./Wallace-Rose Hill
15	Thomas Davis	OLB	6-2	235	R-Jr.	Valdosta, Ga./Lowndes (Miami)
15	Makai Jackson	WR	6-0	200	Jr.	Croydon, Pa./Harry S. Truman (Saint Francis)
16	David Hernandez	QB	6-0	210	6th-Yr. R-Sr.	Charlotte, N.C./Berry Academy
16	Seth Robertson	CB	5-11	195	5th-Yr. Sr.	Madison, Ga./Morgan County (Georgia Southern)
17	Jalik Thomas	STAR	5-11	200	5th-Yr. Sr.	Macon, Ga./Central (Hutchinson C.C.)
18	Trey Lenhardt	SAF	6-1	195	Fr.	Watkinsville, Ga./North Oconee
18	Zavier Short	WR	6-2	210	R-So.	Chapin, S.C./Chapin (South Carolina)
19	Cameron Estep	QB	6-0	195	R-Fr.	Charlotte, N.C./Charlotte Christian
19	Nick Taylor	CB	6-1	185	Fr.	Fayetteville, Ga./Gainesville
20	Jaylon Calhoun	RB	6-0	195	R-Fr.	Lakeland, Ga./Lanier County
20	Kaleb Neal	SAF	6-1	195	Fr.	Snellville, Ga./Brookwood
21	DJ Burks	SAF	6-0	195	R-So.	Maryville, Tenn./Maryville
21	Reece Larson	WR	6-0	180	R-So.	Wellington, Fla./Wellington
22	Franklin Baret Jr.	WR	6-4	200	Fr.	Wake Forest, N.C./Wake Forest
22	DaRon Wilson	CB	6-2	170	Fr.	Salem Va./Salem (Fork Union Military Academy)
24	Cahari Haynes	ILB	6-1	220	R-Fr.	Shelby, N.C./Burns
25	Kai Fernandes	STAR	5-11	195	Fr.	Cumming, Ga./Denmark
25	Blake Hoban	WR	5-10	185	R-Jr.	Napa, Calif./Justin-Siena (Yuba College)
26	Khamani Alexander	RB	6-1	205	Fr.	Homestead, Fla./Belen Jesuit
26	Caden Sullivan	ILB	6-2	230	R-Jr.	Spartanburg, S.C./Boiling Springs
27	Ronald Clarke	SAF	6-0	200	5th-Yr. Sr.	Buford, Ga./Mill Creek
27	Michael Dipasquale	RB	5-10	200	R-Fr.	Wake Forest, N.C./Wake Forest
28	Zyeir Gamble	SAF	5-10	190	R-Fr.	Sumter, S.C./Sumter
28	Maquel Haywood	RB	5-8	195	Sr.	Wake Forest, N.C./Wake Forest (Navy)
29	Santana Hopper	DE	6-2	265	R-So.	Shelby, N.C./Shelby
30	Carter Greene	SAF	6-0	205	R-So.	Shelby, N.C./Crest
31	Dyvon McKinney	SAF	6-0	210	5th-Yr. R-Jr.	Asheboro, N.C./Asheboro (Mercer)
33	Derrell Farrar	ILB	6-1	225	R-So.	Loganville, Ga./Grayson
35	Jack Scroggs	ILB	6-1	230	6th-Yr. R-Sr.	Buford, Ga./Buford (Wofford)
36	Tyshawn Sanders	CB	6-0	175	Fr.	Marion, S.C./Marion
37	Andre Hamilton	STAR	6-0	200	5th-Yr. Sr.	Concord, N.C./Jay M. Robinson
39	Jackson Moore	K	5-10	170	R-Fr.	Waxhaw, N.C./Marvin Ridge (Kentucky)
39	Ashton Parker	CB	6-1	185	Fr.	Greensboro, N.C./Christ School
40	Cole Becker	ILB	6-2	235	R-So.	Nashville, Tenn./Father Ryan
41	Conner Maynard	P	6-3	200	6th-Yr. R-Sr.	Mooresville, N.C./Hough (Miami of Ohio)
42	Christian Johnstone	LS	6-3	250	6th-Yr. R-Sr.	Loganville, Ga./Archer
42	Braxton Veiga	ILB	6-1	215	R-Fr.	Greensboro, N.C./Eastern Guilford
43	Ryan McKinnis	ILB	6-2	225	R-Fr.	Buford, Ga./Buford
43	Cash McVay	K	6-1	180	R-Jr.	Anaheim, Calif./Servite
44	Brodrick Gooch	ILB	6-0	220	R-So.	Cornelius, N.C./Hough
45	Nick Campbell	NOSE	6-4	290	R-So.	Clermont, Fla./Lake Minneola (NC State)
46	Jared Gibble	TE	6-4	235	R-Jr.	Winston-Salem, N.C./Oak Grove (Campbell)
46	Isaiah McGuffin	ILB	6-0	220	R-Fr.	Winston-Salem, N.C./Oak Grove
47	Carter Everett	K	5-10	195	R-So.	Boone, N.C./Watauga

ALPHABETICAL

No.	Name	Pos.
97	Abrams-Verwayne, Kevin	DE
4	Aguilar, Joey	QB
26	Alexander, Khamani	RB
56	Arnholt, Kyle	ILB
78	Barbrey, Dylan	OL
22	Baret Jr., Franklin	WR
40	Becker, Cole	ILB
14	Bethea, Jayden	ILB
58	Bradford, Blake	OL
50	Briley, Jackson	DE
76	Burgess, Luke	OL
84	Burkey, Ayden	WR
21	Burks, DJ	SAF
55	Bussey, Jackson	DE
20	Calhoun, Jaylon	RB
45	Campbell, Nick	NOSE
1	Castle, Anderson	RB
6	Chambers, Jason	CB
9	Clark, Markus	NOSE
27	Clarke, Ronald	SAF
10	Coakley, Zahn	WR
11	Cole, Avarion	STAR
12	Collins, Shawn	DE
93	Cooper, DeNigel	DE
77	Davis, Daniel	OL
15	Davis, Thomas	OLB
79	Dewerk, Andres	OL
27	Dipasquale, Michael	RB
75	Doege, Felix	OL
91	Donald, Joshua	NOSE
80	Drag, Max	TE
19	Estep, Cameron	QB
47	Everett, Carter	K
94	Farmer, Bucci	NOSE
4	Farmer, Myles	SAF
33	Farrar, Derrell	ILB
7	Favors, Jordan	SAF
25	Fernandes, Kai	STAR
5	Fletcher, Michael	DE
0	Fowles, William	WR
65	Funk, Gabe	OL
28	Gamble, Zyeir	SAF
53	Ganoe, Jake	OL
89	Gee, Bryce	WR
70	Gentry, Thornton	OL
46	Gibble, Jared	TE
44	Gooch, Brodrick	ILB
30	Greene, Carter	SAF
88	Hale, Luke	WR
37	Hamilton, Andre	STAR
86	Hamlett, Kanen	TE
8	Harrington, Brendan	ILB
24	Haynes, Cahari	ILB
28	Haywood, Maquel	RB
16	Hernandez, David	QB
98	Hertz, Jason	NOSE
12	Hetzel, Michael	WR
25	Hoban, Blake	WR
57	Hobson, Austin	NOSE
68	Hollifield, Jack	OL
29	Hopper, Santana	DE
13	Horn, Christan	WR
99	Hughes, Michael	K
15	Jackson, Makai	WR
2	Johnson, Ethan	CB
90	Johnson, Nate	OLB
42	Johnstone, Christian	LS
95	Kelley, Montez	DE
83	Kelly, Jack	TE
48	Lair, Luke	CB



#	Name	Post.	Ht.	Wt.	Yr./Elig.	Hometown/High School (Previous College)
48	Luke Lair	CB	6-2	185	R-So.	Wake Forest, N.C./Wakefield
49	Mitchell Lake	P	5-11	195	So.	Brisbane, Australia/Saint Peters Lutheran
49	Randy Marion III	ILB	6-0	210	R-Fr.	Moorestville, N.C./IMG Academy
50	Jackson Briley	DE	6-4	230	Fr.	Wake Forest, N.C./Wake Forest
51	Anthony Rosier	OLB	6-4	235	Fr.	Windermere, Fla./Wekiva
52	Orlando Leon	OLB	6-2	225	R-So.	Boone, N.C./Watauga
52	Cayden Sweatt	OL	6-4	295	R-Fr.	Bremen, Ga./Bremen
53	Jake Ganoe	OL	6-2	290	R-So.	Cary, N.C./Panther Creek
54	Gabriel Simpkins	LS	6-0	215	So.	Raleigh, N.C./Leesville Road (UNC Pembroke)
55	Jackson Bussey	DE	6-3	240	Fr.	Berkeley Lake, Ga./Norcross
56	Kyle Arnholt	ILB	6-2	230	R-Jr.	Roanoke, Va./Lord Botetourt
57	Austin Hobson	NOSE	6-3	275	Fr.	Topsail, N.C./Topsail
58	Blake Bradford	OL	6-6	275	R-Fr.	Denver, N.C./East Lincoln
60	Ethan Ryan	OL	6-3	290	5th-Yr. R-Jr.	Summerfield, N.C./No. Guilford (UNC Pembroke)
62	JT Sowell	OL	6-3	275	Fr.	West Columbia, S.C./Gray Collegiate Academy
63	Jayden Ramsey	OL	6-6	300	R-Jr.	Anderson, S.C./Westside
64	Michael Marotta	OL	6-5	310	5th-Yr. R-Jr.	Spring Hill, Fla./Nature Coast Tech (Valdosta State)
65	Gabe Funk	OL	6-6	305	Fr.	Xenia, Ohio/Xenia
66	Danny Stevens	OL	6-4	300	R-Fr.	Charlotte, N.C./Charlotte Christian
67	Thomas Shrader	OL	6-5	305	5th-Yr. R-Jr.	Venice, Fla./Venice (Florida State)
68	Jack Hollifield	OL	6-4	300	R-Jr.	Shelby, N.C./Shelby (Virginia Tech)
70	Thornton Gentry	OL	6-4	305	R-Jr.	Chapin, S.C./Chapin (NC State)
72	Markell Samuel	OL	6-4	300	5th-Yr. R-Jr.	Fayetteville, N.C./E.E. Smith
73	Garner Langlo	OL	6-7	300	R-Jr.	Hartford, Ala./Trinity Catholic (Auburn)
74	Griffin Scroggs	OL	6-3	325	R-So.	Grayson, Ga./Grayson (Georgia)
75	Felix Doege	OL	6-4	300	Fr.	Augsburg, Germany/Rabun Gap-Nacoochee
76	Luke Burgess	OL	6-8	315	R-Fr.	New Palestine, Ind./New Palestine (Louisville)
77	Daniel Davis	OL	6-6	295	R-Fr.	Winston-Salem, N.C./Oak Grove
78	Dylan Barbrey	OL	6-6	305	Fr.	West Columbia, S.C./Airport
79	Andres Dewerk	OL	6-7	340	5th-Yr. R-Jr.	San Jose, Calif./Los Gatos (Southern Cal)
80	Max Drag	TE	6-4	245	R-Fr.	Chapin, S.C./Chapin
81	Jose Leon	WR	5-10	175	Fr.	Miami, Fla./Columbus
82	Chris Lawson Jr.	WR	6-0	185	R-Fr.	Columbia, S.C./Ridge View
83	Jack Kelly	TE	6-3	240	Fr.	Athens, Ga./North Oconee
84	Ayden Burkey	WR	5-11	185	3rd-Yr. R-Fr.	Waxhaw, N.C./Myers Park (Virginia Tech)
85	David Larkins	TE	6-5	255	R-Jr.	Cincinnati, Ohio/Elder
86	Kanen Hamlett	TE	6-4	245	R-So.	Madison, Ala./Madison Academy
87	Eli Wilson	TE	6-3	240	5th-Yr. Sr.	Piedmont, S.C./Wren
88	Luke Hale	WR	6-3	190	R-So.	Asheville, N.C./A.C. Reynolds
89	Bryce Gee	WR	6-2	190	Fr.	Jacksonville, Fla./Beachside
90	Nate Johnson	OLB	6-5	240	So.	Gaffney, S.C./Gaffney
91	Joshua Donald	NOSE	6-1	320	Jr.	Durham, N.C./Jordan (Troy)
92	AJ Mebane	OLB	6-3	250	R-Fr.	Durham, N.C./Southern Durham
93	DeNigel Cooper	DE	6-3	240	Fr.	Kingsland, Ga./Camden County
94	Bucci Farmer	NOSE	6-1	310	Fr.	Atlanta, Ga./Westlake
95	Montez Kelley	DE	6-5	275	5th-Yr. Sr.	Cincinnati, Ohio/Purcell Marian (Tiffin)
96	Josiah Wyatt	DE	6-4	265	R-So.	Buford, Ga./Buford
97	Kevin Abrams-Verwayne	DE	6-3	260	6th-Yr. R-Sr.	Marietta, Ga./Marietta (Garden City C.C.)
98	Jason Hertz	NOSE	6-4	295	R-Fr.	Indian Trail, N.C./Porter Ridge
99	Michael Hughes	K	6-3	190	Sr.	Charleston, W.Va./George Washington

No.	Name	Pos.
49	Lake, Mitchell	P
73	Langlo, Garner	OL
85	Larkins, David	TE
21	Larson, Reece	WR
82	Lawson Jr., Chris	WR
18	Lenhardt, Trey	SAF
81	Leon, Jose	WR
52	Leon, Orlando	OLB
49	Marion III, Randy	ILB
64	Marotta, Michael	OL
3	Marshall, Ahmani	RB
41	Maynard, Conner	P
13	Mc-Cantos, Elijah	DB
46	McGuffin, Isaiah	ILB
31	McKinney, Dyvon	SAF
43	McKinnis, Ryan	ILB
43	McVay, Cash	K
92	Mebane, AJ	OLB
39	Moore, Jackson	K
20	Neal, Kaleb	SAF
39	Parker, Ashton	CB
10	Phares, Colton	SAF
63	Ramsey, Jayden	OL
14	Roberts, Kanye	RB
16	Robertson, Seth	CB
2	Robinson, Kaedin	WR
51	Rosier, Anthony	OLB
60	Ryan, Ethan	OL
72	Samuel, Markell	OL
36	Sanders, Tyshawn	CB
74	Scroggs, Griffin	OL
35	Scroggs, Jack	ILB
18	Short, Zavier	WR
67	Shrader, Thomas	OL
54	Simpkins, Gabriel	LS
62	Sowell, JT	OL
66	Stevens, Danny	OL
8	Stroman, Dalton	WR
26	Sullivan, Caden	ILB
52	Sweatt, Cayden	OL
19	Taylor, Nick	CB
17	Thomas, Jalik	STAR
11	Tucker, Grant	WR
42	Veiga, Braxton	ILB
9	Wiles, Billy	QB
22	Wilson, DaRon	CB
87	Wilson, Eli	TE
6	Wilson, Matthew	QB
96	Wyatt, Josiah	DE
0	Yowe, Trenton Alan	CB

PRONUNCIATION GUIDE

Appalachian app-uh-LATCH-in
 (Kevin) **Abrams-Verwayne** VUR-wayne
 (Joey) **Aguilar** AG-uh-lar
 (Jayden) **Betha** buh-THAY-uh
Jaylon (Calhoun) JAY-lun
Zahn (Coakley) zon
Avarion (Cole) uh-VAR-ee-on
Andres Dewerk ON-drays dew-IRK
 (Michael) **Dipasquale** dee-puh-SQUAL-ay
 (Felix) **Doege** DOO-guh
 (Cameron) **Estep** EE-step
Derrell Farrar duh-RELL furr-ARE
 (Kai) **Fernandes** fur-nan-DEESH
Zyeir (Gamble) zie-EAR
Cahari (Haynes) kuh-HARR-ee
Maquel (Haywood) muh-KELL
 (Michael) **Hetzel** HETZ-ull

Christan (Horn) like Christian
 (Michael) **Marotta** muh-RAH-tuh
Ahmani (Marshall) uh-MAHN-ee
 (Conner) **Maynard** MAY-nurd
 (AJ) **Mebane** MEH-ben
 (Colton) **Phares** FAIR-es
Kaedin (Robinson) KAY-din
 (Anthony) **Rosier** row-ZEER
 (JT) **Sowell** (rhymes with towel)
Jalik (Thomas) JAH-leak
Josiah (Wyatt) joe-ZYE-uh
 (Trenton Alan) **Yowe** Yow (rhymes with Wow)

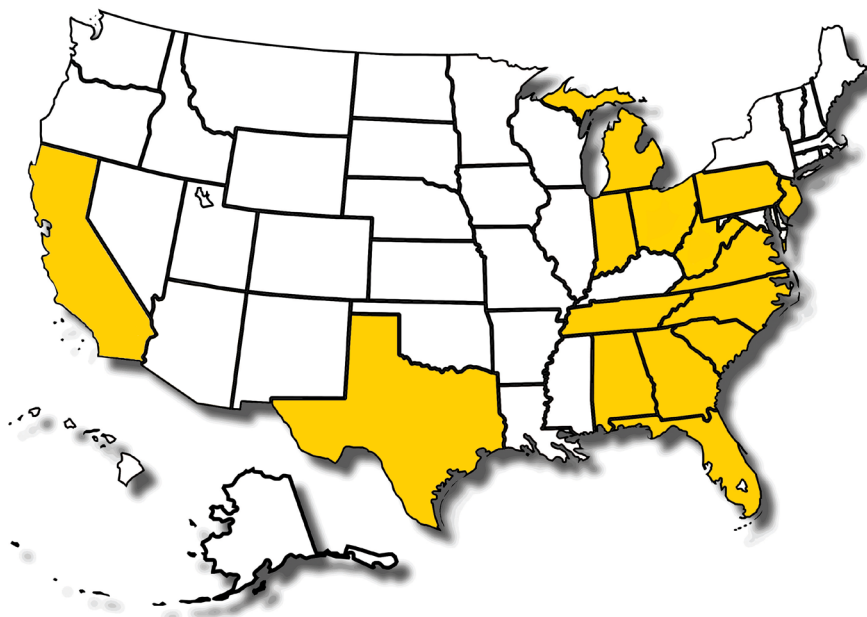
COACHES/STAFF

(Matt) **Greenhalgh** GREEN-hall
KaRon (White) kuh-RON



GEOGRAPHICAL ROSTER

2024 ROSTER



ALABAMA (4)

Calera	Trenton Alan Yowe
Hartford	Garner Langlo
Hoover	Markus Clark
Madison	Kanen Hamlett

CALIFORNIA (4)

Anaheim	Cash McVay
Antioch	Joey Aguilar
Napa	Blake Hoban
San Jose	Andres Dewerk

FLORIDA (10)

Clermont	Nick Campbell
Hialeah	William Fowles
Homestead	Khamani Alexander
Jacksonville	Bryce Gee
Little Haiti	Elijah Mc-Cantos
Miami	Jose Leon
Spring Hill	Michael Marotta
Venice	Thomas Shrader
Wellington	Reece Larson
Windermere	Anthony Rosier

GEORGIA (24)

Athens	Jack Kelly
Atlanta	Bucci Farmer
Atlanta	Myles Farmer
Berkeley Lake	Jackson Bussey
Bremen	Cayden Sweatt
Buford	Ronald Clarke
Buford	Jack Scroggs
Buford	Ryan McKinnis
Buford	Josiah Wyatt
Cumming	Kai Fernandes
Fayetteville	Nick Taylor
Griffin	Griffin Scroggs
Griffin	Jordan Favors
Kingsland	DeNigel Cooper
Lakeland	Jaylon Calhoun
Lawrenceville	Jayden Bethea
Loganville	Derrell Farrar
Loganville	Christian Johnstone
Macon	Jalik Thomas
Madison	Seth Robertson
Marietta	Kevin Abrams-Verwayne
Snellville	Kaleb Neal
Valdosta	Thomas Davis
Watkinsville	Trey Lenhardt

INDIANA (1)

New Palestine	Luke Burgess
---------------	--------------

MICHIGAN (1)

Flint	Michael Fletcher
-------	------------------

NEW JERSEY (1)

Montclair	Shawn Collins
-----------	---------------

NORTH CAROLINA (47)

Asheboro	Dyvon McKinney
Asheville	Kaedin Robinson
Asheville	Luke Hale
Boone	Anderson Castle
Boone	Carter Everett
Boone	Orlando Leon
Cary	Jake Ganoe
Charlotte	Grant Tucker
Charlotte	Michael Hetzel
Charlotte	David Hernandez
Charlotte	Cameron Estep
Charlotte	Danny Stevens
Charlotte	Jason Chambers
Charlotte	Avarion Cole
Concord	Andre Hamilton
Cornelius	Brodrick Gooch
Denver	Blake Bradford
Durham	AJ Mebane
Durham	Joshua Donald
Fayetteville	Markell Samuel
Greensboro	Ashton Parker
Greensboro	Braxton Veiga
Huntersville	Ethan Johnson
Indian Trail	Jason Hertz
Mooresville	Conner Maynard
Mooresville	Randy Marion III
Pittsboro	Brendan Harrington
Raleigh	Gabriel Simpkins
Rockingham	Dalton Stroman
Shelby	Cahari Haynes
Shelby	Santana Hopper
Shelby	Carter Greene
Shelby	Jack Hollifield
Summerfield	Ethan Ryan
Topsail	Austin Hobson
Wake Forest	Jackson Briley
Wake Forest	Michael Dipasquale
Wake Forest	Maquel Haywood
Wake Forest	Franklin Baret Jr.
Wake Forest	Luke Lair
Wallace	Kanye Roberts
Waxhaw	Ayden Burkey
Waxhaw	Jackson Moore

Winston-Salem	Ahmani Marshall
Winston-Salem	Isaiah McGuffin
Winston-Salem	Daniel Davis
Winston-Salem	Jared Gibble

OHIO (3)

Cincinnati	Montez Kelley
Cincinnati	David Larkins
Xenia	Gabe Funk

PENNSYLVANIA (1)

Croydon	Makai Jackson
---------	---------------

SOUTH CAROLINA (15)

Anderson	Jayden Ramsey
Beaufort	Colton Phares
Chapin	Thornton Gentry
Chapin	Max Drag
Chapin	Zavier Short
Columbia	Christan Horn
Columbia	Chris Lawson Jr.
Gaffney	Nate Johnson
Marion	Tyshawn Sanders
Piedmont	Eli Wilson
Rock Hill	Matthew Wilson
Spartanburg	Caden Sullivan
Sumter	Zyeir Gamble
West Columbia	JT Sowell
West Columbia	Dylan Barbrey

TENNESSEE (2)

Maryville	DJ Burks
Nashville	Cole Becker

TEXAS (1)

Dallas	Zahn Coakley
--------	--------------

VIRGINIA (3)

Ashburn	Billy Wiles
Roanoke	Kyle Arnholt
Salem	DaRon Wilson

WEST VIRGINIA (1)

Charleston	Michael Hughes
------------	----------------

AUSTRALIA (1)

Brisbane:	Mitchell Lake
-----------	---------------

GERMANY (1)

Augsburg	Felix Doege
----------	-------------



AT A GLANCE

UNIVERSITY AT A GLANCE

Appalachian State University provides a rigorous and fulfilling academic environment in which students actively develop their intellectual, personal and professional growth — and does so while maintaining a highly competitive tuition rate.



The Wall Street Journal, Forbes magazine, Money.com & The Princeton Review
“Top” and “Best” College

U.S. News & World Report

#1 Most Innovative School

#2 Top Public School

#2 Best Undergraduate Teaching

#2 Best College for Veterans

#3 IN THE UNC SYSTEM

★ **Graduation Rate**
Fall 2017 cohort, 6-year rate

★ **Retention Rate**
Fall 2022 cohort, 1st to 2nd year rate

21,000+

**BOONE • HICKORY
 ONLINE**

TOTAL ENROLLMENT

APPROX.

1/3 Rural Undergraduate & Graduate Student Enrollment

APPROX.

1/3 First-generation Undergraduate Student Enrollment



**SOLAR VEHICLE TEAM
 TOP 3 PODIUM FINISHES**
 Every year since 2016



**#1 IN THE NATION
 NATIONAL BOARD
 CERTIFIED TEACHERS**
 8th consecutive year



**Student-Athletes Exceed Cumulative 3.0 GPA
 for 12 Consecutive Years**

13 Sun Belt Conference Championships won since 2016

#4 among 4-year public & private NC schools for lowest average student debt



DR. HEATHER NORRIS | INTERIM CHANCELLOR

ADMINISTRATION



DR. HEATHER HULBURT NORRIS

became Appalachian State University's ninth leader in April 2024. She brings more than two decades of academic leadership, vision and expertise

to her role as interim chancellor, having built a career that is characterized by her strong, collaborative leadership, focus on student success, and service to both App State and the greater community.

Beginning her App State journey in 2003 as a seasoned assistant professor in the Walker College of Business' Department of Finance, Banking and Insurance, she was named assistant dean for undergraduate programs in 2005, associate dean for undergraduate programs and administration in 2008, senior associate dean in 2012, acting dean in 2014 and interim dean in 2015.

Steadily rising through the academic ranks, Norris has consistently led by example, serving to inspire the faculty, staff and administrators who have worked alongside her, as well as the students she has taught and mentored. Following a rigorous national search, she became the seventh dean — and first female dean — of Walker College in 2016. During her time as dean, new commitments of outright gifts and pledges to the college grew by nearly 70%, and the college secured three new endowed professorships. Norris also oversaw a significant remodeling of Peacock Hall, which houses Walker College. Under her leadership, the college renewed its focus on experiential learning, expanding opportunities for global and civic engagement, and emphasizing sustainable and resilient business practices — and it was then the college coined the motto "Business for Good."

In recognition of her trusted leadership and her passion for advancing the success of App State, Norris was appointed interim provost and executive vice chancellor in February 2020, assuming full responsibilities in May 2021. In this capacity, she oversaw the strategic direction of academic affairs, driving innovation and fostering key partnerships across the university's various divisions, enabling a dynamic environment conducive to excellence in teaching and learning, research, scholarship and creative



activities, and community outreach and engagement. Notably, she played a pivotal role in steering the university's strategic planning and executing effective bridge planning strategies during the pandemic, ensuring continuity and resilience in academic operations. She also advanced the recent development of an Academic Affairs Strategic Plan, a Research, Scholarship and Creative Activities Strategic Plan, and the university's 2024–29 Quality Enhancement Plan.

As provost, Norris' leadership was characterized by a strong emphasis on developing and expanding new models and markets for academic delivery and expanding access to education for more people in North Carolina. Examples include the introduction of three new degree programs in 2024, in the areas of health sciences, occupational therapy and public health. For four consecutive years, App State has been named the No. 1 Most Innovative School in the South by U.S. News & World Report, recognized for making innovative improvements in curriculum, faculty, students, campus life, technology or facilities.

Norris repositioned and redeveloped several roles in the Provost's Office to

ensure greater role clarity, efficiency and transparency, and to encourage creative problem-solving among her leadership team. She redeveloped a position on her leadership team to become Vice Provost of Research and Innovation in order to focus more strategically on universitywide innovation opportunities that show strong potential for local and regional economic impact. Additionally, she increased support for the Center for Excellence in Teaching and Learning for Student Success, bolstering faculty professional development and enhancing student success initiatives.

Beyond her professional endeavors, Norris is dedicated to community service, and her service to the area includes having held positions on the boards of directors for Children's Hope Alliance and the Boone Area Chamber of Commerce.

Norris holds a bachelor's degree in finance from James Madison University and master's and doctorate degrees in finance from Penn State University.

Visit chancellor.appstate.edu for more information and to read her regular communications to campus and the App State community.

DOUG GILLIN | DIRECTOR OF ATHLETICS



Entering his 10th year in Boone, **Doug Gillin** has overseen the rise of App State Athletics as a nationally relevant program at the highest level of college sports.

Hired as the school's Director of Athletics on Feb. 27, 2015 and officially beginning the role on April 6, 2015, Gillin has overseen progress in all facets of an athletics department that was in the beginning stages of its transition from FCS football and Southern Conference membership to FBS football and the Sun Belt Conference upon his arrival.

One of four national Under Armour Athletics Directors of the Year in 2019-20, Gillin has led the way for App State to be recognized as one of the hottest rising athletics departments thanks to Mountaineer student-athletes outpacing peers academically; major facility and game day experience enhancements; negotiating home football games against top-tier programs; record-setting donations and fan engagement; and raising the school's national profile with championship-winning programs and elevated media exposure.

Under Gillin, part of App State Athletics' stated mission is to "support the educational mission of the university," doing so by adhering to four core values:

ACADEMIC INTEGRITY: App State student-athletes completed their 24th straight semester with a 3.0 cumulative GPA in the spring of 2024. The Mountaineers regularly lead Sun Belt schools in student-athlete grade point average and academic honor roll members.

SOCIAL RESPONSIBILITY: With 14,460 volunteer hours by its student-athletes in 2019-20, App State Athletics finished second overall in the NCAA Division I Team Works Community Service competition organized by Helper Helper. During the 2023-24 year, the Mountaineers once again ranked in the top 20 among all Division I schools in the charitable competition.

COMPETITIVE EXCELLENCE: Gillin has helped oversee one of the most successful transitions to the FBS level of football in history.

App State was the first college football program to win bowl games in each of its first six eligible FBS seasons and to earn a bowl berth in each of its first seven eligible seasons. The Mountaineers are 7-1 in bowl games following the 2023 season. The team's 88 wins from 2015-23 trailed only Alabama, Clemson, Georgia, Ohio State, Oklahoma and Michigan among FBS schools.

The Mountaineers won four straight Sun Belt championships from 2016-19 and added East division titles in 2021 and 2023. In 2022, App State followed a 17-14 win at No. 6 Texas A&M by hosting ESPN's College GameDay for the first time.

The 2019 squad became the first Sun Belt or North Carolina FBS school to win 13 games. It finished 18th and 19th in the national polls, the best by a Sun Belt school at the time.

In the 2023 calendar year alone, App State produced wins over top-25 teams in football (No. 18 James Madison), baseball (No. 8 Coastal Carolina and No. 16 Southern Miss), softball (No. 23 Louisiana), wrestling (No. 21 North Carolina) and field hockey (No. 8 Louisville).

While navigating the many challenges of the COVID-19 pandemic in 2020-21, the men's basketball team captured its first Sun Belt Tournament Championship and earned its first NCAA Tournament berth since 2000. The Mountaineers won the Sun Belt regular-season title in 2024.

Other team championships under Gillin's watch include 2016, 2017, 2018, 2019, 2022, 2023 and 2024 SoCon wrestling; 2016 Sun Belt women's indoor track and field; 2016 and 2018 Sun Belt women's cross country; 2017, 2019 and 2023 Sun Belt men's cross country; 2019 Sun Belt women's tennis; 2023 MAC field hockey; and the 2019 WBI tournament.

WORLD-CLASS EXPERIENCE: An emphasis on enhancing the health and well-being for App State student-athletes has seen the institution of the AppFuel nutrition program, the hiring of the department's first full-time dietitian (and then adding another) and first full-time sports psychologist, and a bolstering of the availability of team physicians, orthopedic care and physical therapists.



THE GILLIN FAMILY

Thanks to record-setting donations toward the \$60 million Mountaineer Impact initiative, which reached its goal in August 2021, major facility projects that have been completed under Gillin's watch include the Kidd Brewer Stadium north end zone facility, the Randy Marion Track & Field Facility at Appalachian 105, the Mark E. Harrill Basketball Practice Facility, video boards at Kidd Brewer and the Holmes Convocation Center, and new AstroTurf fields at football, baseball and soccer. Appalachian 105 will also be the new home of the softball and tennis programs. Ongoing upgrades are in the works for almost every App State sport to help the Mountaineers continue to compete at a championship level in the improved Sun Belt Conference.

Record-breaking crowds have become the norm, including Sun Belt and App State season attendance records in football for three straight years from 2021-23. Other sports that have seen record-breaking attendance figures since 2022 include men's basketball, baseball, softball, wrestling and volleyball.

Before arriving in Boone, Gillin was the deputy director of athletics at the University of Missouri from 2012-15, playing a prominent role in the Tigers' transition to the Southeastern Conference. He also spent time early in his career on college campuses at Lehigh, New Mexico, Missouri and Syracuse, while holding senior leadership positions at ISP Sports/IMG College from 2002-12.

The Binghamton, N.Y., native was a four-year letterman in ice hockey at SUNY Cortland from 1987-91. He graduated from SUNY Cortland in 1991 with a B.S. in physical education (sports management concentration). He went on to earn a master's degree in physical education from Ohio University in 1993.

Gillin and his wife, Leslie, have three children: daughters Shea and Lia and son Chase.



SHAWN CLARK

HEAD COACH
FIFTH FULL SEASON
APP STATE, 1998

HEAD COACH



After coming back to Boone to coach at his beloved alma mater as an assistant, Shawn Clark became App State's head coach late in the 2019 season and has led the Mountaineers to ring-worthy success while also taking down several ranked opponents.

One of those ranked wins even triggered the first Boone visit from ESPN's College GameDay.

Hired as the 22nd head football coach in App State history on Dec. 13, 2019, Clark completed his fourth full season in 2023 with his third bowl victory, a third straight season with a win against a Top 25 opponent and a third season with at least nine victories. App State is one of only five Group of Five programs in the country (and 14 FBS programs nationally) with at least three nine-win seasons since the start of 2020.

Clark, whose contract runs through the 2026 season, has a 35-18 record following a 2023 campaign in which the Mountaineers won the final five games of the regular season with a "Keep Digging" mantra, captured the Sun Belt Conference's East Division title and finished 9-5 thanks to a 13-9 victory against Miami (Ohio) in the Cure Bowl.

Clark added the 2023 bowl win to postseason victories in 2019 and 2020. He also won a Sun Belt East title in 2021 on the strength of a 10-2 regular season that year.

The Mountaineers have won three of their last five games against ranked teams thanks to top-20 victories in 2023 (at previously unbeaten James Madison), 2022 (at No. 6 Texas A&M) and 2021 (against Coastal Carolina). The 2023 season included two victories against teams with double-digit wins, as JMU was 10-0 at the time and Miami (Ohio) took an 11-2 record into the bowl matchup.

Clark was the only first-year FBS head coach in 2020 to win at least nine games, and he followed



that by directing the Mountaineers to double-digit victories in 2021. A 17-14 win at No. 6 Texas A&M in 2022 — the program's highest-profile victory since the 2007 upset of Michigan — led to ESPN's College GameDay airing from Boone the following week.

With App State alum/country music star Luke Combs picking his alma mater as ESPN's guest picker and Lee Corso putting on the giant Yosef head, the Mountaineers delivered with a dramatic victory against Troy.

The second half of the 2023 season included rivalry wins against Marshall, James Madison and Georgia Southern to finish atop a tough East Division in which all seven teams qualified for a bowl.

Clark has helped lead record-setting runs to conference titles and bowl victories, not just at App State, where he played from 1994-98 and had served as an assistant since 2016, but also in four other leagues during his two decades of college coaching experience.

An offensive lineman in college, Clark was a two-time All-American (1996 and 1998) and three-

time all-conference selection (1995, 1996, 1998) for teams that went a combined 45-16 during his first five years in Boone. In fact, as a player during the 12-0 start in 1995 and a coach for the 2019 team that has set a single-season record for wins by an FBS program in the state of North Carolina, Clark has been part of the two App State teams to post 11 regular-season victories.

Clark graduated from App State with a bachelor's degree in criminal justice in 1998 and earned a master's degree in education from Louisville in 2003.

His wife, Jonelle, was a standout softball student-athlete at Eastern Kentucky and was inducted into ECU's Athletics Hall of Fame in 2008. The Clarks have two children: a daughter, Giana, and a son, Braxton.

Clark made his official head coaching debut while leading the Mountaineers to a 31-17 victory against UAB in the 2019 R+L Carriers New Orleans Bowl eight days after his introductory press conference. Ranked 18th in the final Amway Coaches Poll of the season, App State went 13-1 to become the first Sun Belt team and the first FBS team from North Carolina to win 13 games in a season.

In 2020, while playing in the nation's No. 5-ranked league, the Mountaineers secured a Myrtle Beach Bowl title and were one of just 13 teams nationally with at least nine victories — the three losses were against teams with a combined 28-5 record. They were the outright leader in wins by an FBS program in the state of North Carolina for the third straight year and either the outright leader or co-leader for the sixth straight year.

In 2021, the Mountaineers' 10-2 regular season included signature wins against in-state foe East Carolina (36,752 fans witnessed App State jump out to a 33-9 lead in Charlotte's Bank of America Stadium against the AAC's third-place finisher), longtime

rival Marshall, 14th-ranked Coastal Carolina and rival Georgia Southern (the 27-3 win tied for App State's second-largest margin of victory in the modern era over the Eagles before a 2023 blowout).

Reaching double-figure wins in 2021, App State became one of just eight FBS programs with at least five 10-win seasons since 2015.

Working for championship-winning programs at Louisville and Eastern Kentucky before being part of a bowl win for Big Ten member Purdue and coaching at Kent State, Clark has been a vital part of App State's historic FBS success.

Overseeing talented, hard-working offensive lines, he followed a December 2018 coaching change involving college teammate Scott Satterfield's departure for Louisville by excelling as an aggressive offensive play-caller in a 45-13 bowl victory against Middle Tennessee. With valuable experience at his disposal, Clark was promoted to assistant head coach before the 2019 season with Eliah Drinkwitz in his first year as a college head coach.

In each of Clark's four seasons coaching App State's offensive line, with the Mountaineers earning four straight Sun Belt Conference titles while compiling a 43-10 record in that span, the line



ranked in the top 25 nationally in both rushing yards per game and fewest sacks allowed. The unit was recognized by the Joe Moore Award as one of the nation's top 15 offensive lines in 2018 and 2019, and all five starters on the 2019 line received All-Sun Belt Conference recognition.

Clark began his college coaching career at Louisville in 2001 and has been part of nine teams that

won at least nine games. The Cardinals won a Conference USA championship and bowl game during an 11-2 season in 2001, when Clark was a graduate assistant, and he coached the offensive line at Eastern Kentucky from 2003-08.

The Colonels had a winning record in each of those six seasons, and Clark coached three All-Americans who went on to play in the NFL. Eastern Kentucky went a combined 17-7 with back-to-back league titles and FCS playoff appearances before Clark moved on to Purdue for a stint that ran from 2009-12. Two offensive linemen from the 2010 team were drafted, the Boilermakers capped a seven-win season in 2011 with a victory in the Little Caesars Pizza Bowl, and they made another bowl appearance a year later.

A head coaching change contributed to Clark relocating to Kent State, where he coached the offensive line from 2013-15. He was quickly promoted to run game coordinator at Kent State and served as the assistant head coach in 2015, before Satterfield brought his college teammate back to Boone.

Over the next four years, App State ranked among the FBS leaders in rushing offense and pass protection, leading to his 2019 promotion to head coach.



COACH CLARK AT A GLANCE

Name Shawn Clark
Birthdate Aug. 16, 1975
Hometown Charleston, W. Va.
High School George Washington
College App State, 1998
 (B.S., criminal justice)
Wife Jonelle (Csora)
Children Giana, Braxton
Twitter @coach_sclark

YEARS AS A PLAYER (OFFENSIVE GUARD)

Year	Record	Honors
1994:	9-4	True freshman starter
1995:	12-1 (SoCon champs)	All-SoCon
1996:	7-4	All-SoCon, Third-team All-American
1997:	7-4	Redshirted
1998:	10-3	All-SoCon, First-team All-American

YEARS AS A COACH

2001-02:	Louisville (Graduate Assistant)
2003-08:	Eastern Kentucky (Offensive Line)
2009-12:	Purdue (Offensive Line)
2013-15:	Kent State (Offensive Line)
2016-18:	App State (Co-Offensive Coordinator/OL)
2019:	App State (Assistant Head Coach/OL)
2020-present:	App State (Head Coach)

ASSISTANT AT APP STATE (43-10 RECORD)

Year	Overall	League (Finish)	Bowl (W/L)
2016	10-3	7-1 (T-1st)	Camellia (W)
2017	9-4	7-1 (T-1st)	Dollar General (W)
2018	11-2	7-1 (1st, SBC title game win)	New Orleans (W)
2019	13-1	7-1 (1st, SBC title game win)	New Orleans (W)

HEAD COACH AT APP STATE (35-18 RECORD)

Year	Overall	League (Finish)	Bowl (W/L)
2019	1-0	Took over after regular season	New Orleans (W)
2020	9-3	6-2 (2nd East, 3rd Overall)	Myrtle Beach (W)
2021	10-4	7-1 (1st East, 2nd Overall)	Boca Raton (L)
2022	6-6	3-5 (4th East)	
2023	9-5	6-2 (1st East, 3rd Overall)	Cure (W)



THE CLARK FAMILY



FRANK PONCE

OFFENSIVE COORDINATOR/QUARTERBACKS
9TH SEASON AT APP STATE (2ND BACK IN BOONE)
18TH SEASON OVERALL
ALMA MATER: FLORIDA INTERNATIONAL, 1997

Frank Ponce rejoined App State's staff as offensive coordinator and quarterbacks coach in January 2023 for his third stint with the Mountaineers.

Ponce served as the Mountaineers' co-offensive coordinator (passing game) and quarterbacks

coach for six seasons from 2013-18 and then as offensive coordinator and quarterbacks coach in 2021. He was the passing game coordinator and quarterbacks coach for the Miami Hurricanes in his hometown during the 2022 season.

Back in Boone in 2023, when App State won a Sun Belt East Division title and capped a nine-win season with a Cure Bowl victory, Ponce was a candidate for the Broyles Award that goes to the nation's top assistant coach.

Despite a season-ending injury early in the opener to the Game 1 starter, Ponce helped direct Joey Aguilar to a record-breaking season in which the App State newcomer set program records for single-season touchdown passes (33), single-season passing yards (3,757) and single-season total offense (4,002).

App State averaged 33.2 points per game with a balanced offense that ranked in the top four of the Sun Belt in both passing yards per game (273.6) and rushing yards per game (172.0).

Over the course of his two previous stints in Boone, Ponce helped the Mountaineers win three Sun Belt Championships and reach another Sun Belt title game, as well as lead offenses that broke several school records.

As App State's offensive coordinator in 2021, Ponce oversaw Chase Brice set a single-season program record for passing yards (3,337) as the Mountaineers extended their FBS-leading streak of consecutive years with a 1,000-yard rusher to 10 while averaging 34.5 points per game. The offense helped App State post a 10-win regular season and win the Sun Belt's East Division title.

After helping lead App State to a 48-16 record and three consecutive Sun Belt championships during his first five FBS seasons in Boone, Ponce followed Scott Satterfield to Louisville after the 2018 season and spent 2019 and 2020 as the Cardinals' quarterbacks coach and passing game coordinator.

The detail-oriented Ponce oversaw the 2019 development of Louisville quarterback and new full-time starter Malik Cunningham, who set the school record with a passing efficiency rating of 194.45. Cunningham threw for 4,682 yards with 42 touchdowns, rushed for 1,091 yards with 13 touchdowns and completed 63.6 percent of his throws in his two seasons with Ponce.

Three-year App State starter Zac Thomas was a relatively unknown commodity replacing record-breaking QB Taylor Lamb back in 2018, and Ponce helped Thomas make an immediate splash as a first-year starter who developed into the Sun Belt's Offensive Player of the Year with 2,039 passing yards, 504 rushing yards, 21 passing touchdowns and 10 rushing touchdowns during an 11-2 season.

Ponce excelled as a high school coach in his home state of Florida from 1992-2006 before joining Mario Cristobal's staff at FIU as the receivers coach from 2007-12, with Satterfield working alongside both of them from 2010-11 as FIU's offensive coordinator. When Satterfield became App State's head coach in 2013, he hired Ponce to coordinate the passing game and coach quarterbacks.

Under Ponce's mentorship, Lamb finished his App State career as the school and Sun Belt record holder with 90 touchdown passes. The only FBS quarterbacks in 2017 with career totals of at least 9,000 passing yards and 2,000 rushing yards were Lamb, Ohio State's J.T. Barrett and Louisville's Lamar Jackson.

With 27 TD passes and six interceptions as a senior, Lamb had the third-best season for an App State quarterback in terms of touchdown-to-interception ratio, and he led the conference in passing efficiency during three of his four seasons.

As a first-year App State assistant, one season before Lamb became the starter as a redshirt freshman, Ponce directed the Southern Conference's second-ranked passing attack (271.8 yards per game). He helped quarterback Cameron Bryant set a school record for single-season completion percentage (71.2) and throw for 2,713 yards even though Bryant came into the season with just 13 snaps under his belt.

Ponce is also renowned for his recruiting ability, as he was named the Sun Belt's top recruiter by ESPN.com in 2010.

He coached six of the top 10 receivers in FIU history during his six seasons with the Golden Panthers. His most notable pupil was three-time All-American T.Y. Hilton, who played 11 years in the NFL.

Prior to FIU, Ponce was one of the top high school coaches in south Florida, serving as the head coach and offensive coordinator at Miami Senior High

from 2004-06 and the head coach at Coral Reef High from 2002-03. He began his coaching career with stints as an assistant at La Progresiva Presbyterian School (offensive coordinator - 1992), Coral Gables High (quarterbacks/wide receivers - 1993-96), Miami Northwestern High (quarterbacks - 1998), Miami Central High (offensive coordinator/quarterbacks - 1999-2000) and Miami Killian High (offensive coordinator - 2001). As a coach at Miami Central, he mentored Willis McGahee, who went on to become an NFL Pro Bowler.

A native of Miami, Ponce enjoyed a decorated playing career as a quarterback at Miami Senior, where he was the team MVP and a finalist for the 1988 Miami Herald Hispanic Athlete of the Year Award. He went on to become the starting quarterback for two years at Arizona Western College, where he earned an associate's degree in arts in 1990. He earned a bachelor's degree in physical education from Florida International in 1997.

Ponce and his wife, Christine, are the parents of two daughters, Isabel and Leah, and a pair of sons, Frankie and Lucas.

PONCE AT A GLANCE

Coaching Experience

1992: La Progresiva Presbyterian School (Offensive coordinator)
1993-96: Coral Gables H.S. (Quarterbacks/Wide receivers)
1998: Miami Northwestern H.S. (Quarterbacks)
1999-2000: Miami Central H.S. (Offensive coordinator/QBs)
2002-03: Miami Coral Reef H.S. (Head coach)
2004-06: Miami Senior H.S. (Head coach/Offensive coordinator)
2007-12: Florida International (Wide receivers)
2013-18: App State (Co-Offensive coordinator, Passing game/QBs)
2019-20: Louisville (Passing game coordinator/QBs)
2021: App State (Offensive coordinator/QBs)
2022: Miami (Passing game coordinator/QBs)
2023-Present: App State (Offensive coordinator/QBs)

Playing Experience

1989-90: Arizona Western (QB)

Alma Mater: Florida International, 1997

Hometown: Miami, Fla.

Birthdate: April 3, 1971

Wife: Christine

Sons: Frankie, Lucas

Daughters: Isabel, Leah

Twitter: @CoachFrankPonce



SCOT SLOAN

DEFENSIVE COORDINATOR/SAFETIES
10TH SEASON AT APP STATE (2ND BACK IN BOONE)
29TH SEASON OVERALL
ALMA MATER: CLEMSON, 1992

Scot Sloan, who helped App State Football rise to prominence in its unprecedented transition from the FCS to FBS ranks, returned to Boone as defensive coordinator for head coach Shawn Clark in January 2023.

App State's defense was annually rated among college football's best during Sloan's time on staff from 2010-17, and its late-season surge in Sloan's first year back helped key the run to an Sun Belt East Division title and a Cure Bowl victory by a 13-9 score to cap a nine-win campaign.

After a 48-38 win against Southern Miss, when App State started relying more heavily on its "Star" defensive package, Sloan's defense allowed just 15.3 points per 60 minutes over the final four games of the regular season. The Mountaineers then allowed just nine points in a Cure Bowl victory against MAC Champion Miami (Ohio), finishing off a strong closing stretch in which Marshall managed just nine points against App State and Georgia State totaled 14.

App State led the Sun Belt with 15 interceptions and ranked among the national leaders with 25 takeaways. Tyrek Funderburk received All-America recognition, while Nate Johnson and Santana Hopper were recognized as Freshman All-Americans. The scheme tweak to the "Star" package included a bigger role for safety EJ Jackson, who had 32 tackles in the first four games of App State's late-season winning streak. He had 47 stops during the 6-1 finish to the season after totaling one tackle in the first seven games.

App State got strong performances from other safeties, including Nick Ross (105 tackles), Jordan Favors (four interceptions) and Ronald Clarke (key fumble recovery in the Cure Bowl win).

Before spending the 2022 season as co-defensive coordinator and safeties coach for an Army team that ranked third nationally in passing yards allowed, he was the defensive coordinator and safeties coach at Georgia Southern from 2018-21.

A veteran defensive coach with 30+ years of experience, Sloan has served as either defensive coordinator or co-defensive coordinator in 16 of those seasons. He also spent seven years as App State's recruiting coordinator from 2011-17, with App State's 2017 class being hailed as the nation's No. 13 haul in The Athletic's re-rank four years later.

Sloan's defenses at Georgia Southern included a 2020 squad that was No. 1 in the country for interceptions (18) and ranked 14th in total defense. The 2019 Eagles were tops in the Sun Belt in tackles for loss and fumbles recovered, while the 2018 team led the FBS with a +22 turnover margin.

Sloan spent eight seasons as App State's secondary coach and was promoted to co-defensive coordinator in the spring of 2017. During that time, Sloan mentored the Mountaineers' first FBS Freshman All-American in Clifton Duck in 2016, two NCAA Division I FCS All-Americans (Mark LeGree in 2010 and Demetrius McCray in 2011) and 16 all-conference honorees.

Sloan mentored one of the nation's top secondaries and pass defenses during the 2015-17 seasons at App State, helping lead the Mountaineers to a pair of Sun Belt titles and three bowl wins (in their first three bowl eligible seasons).

In 2017, seven defensive players earned first-team All-Sun Belt honors, including three from his secondary, as the Mountaineers were ranked in the top 20 nationally in interceptions, sacks and turnover margin en route to capturing the Sun Belt title.

App State allowed only 10.8 points per game and went 7-1 in league play en route to its first Sun Belt title in 2016, a season that saw the Mountaineers finish with 20 interceptions (the sixth-highest total in the FBS) and rank 11th nationally in pass efficiency defense. In 2015, the Mountaineers intercepted 18 passes and won the Camellia Bowl in the school's first bowl appearance.

During his first eight years in Boone, Sloan coached two NFL Draft picks (LeGree and McCray), while former safety Doug Middleton played six years in the league. Safeties Alex Gray, A.J. Howard, Austin Exford and Josh Thomas also spent time on NFL teams.

As the program's recruiting coordinator, Sloan helped nail down several highly regarded classes, the first in 2012 coming despite him not taking over as recruiting coordinator until just six weeks prior to signing day. The Mountaineers' 2014 recruiting class — its first as an FBS program — was ranked No. 1 in the Sun Belt by 247Sports while Sloan was tabbed as the Sun Belt's top recruiter by Scout.com.

Sloan spent three years at Riverside Military Academy in Gainesville, Ga., culminating with him serving as the program's head coach in 2009. Prior to his stint at Riverside, Sloan was the defensive coordinator at Griffin (Ga.) H.S. in 2006.

Before spending four years in the high school ranks, Sloan was a successful assistant at Georgia Southern, Georgia Military College and Clemson.

He played defensive back at Clemson from 1989-91, was a member of three bowl teams and helped lead the squad to the 1991 ACC championship.

Sloan holds a pair of degrees from Clemson and one from Lincoln Memorial University. He is married to the former Stephanie Crisco. They have two sons, Seth and Samuel, a granddaughter, Saylor, and a grandson, Sawyer.

SLOAN AT A GLANCE

Coaching Experience

- 1992:Clemson (Video graduate assistant)
- 1993-95:.....Clemson (Graduate assistant)
- 1996-99:Georgia Military College (Def. coord./Recruiting coord./DBs)
- 2000-01:Georgia Military College (Assistant HC/Defensive coordinator)
- 2002-05:Georgia Southern (Defensive backs)
- 2006:Griffin (Ga.) High School (Def. coordinator/Defensive backs)
- 2007-08:Riverside (Ga.) Military Academy (Assistant HC/Def. coord./A.D.)
- 2009:Riverside (Ga.) Military Academy (Head coach/A.D.)
- 2010:App State (Secondary)
- 2011-16:App State (Secondary/Recruiting coordinator)
- 2017:App State (Co-def. coordinator/Secondary/Recruiting coord.)
- 2018-21:Georgia Southern (Defensive coordinator/Safeties)
- 2022:Army West Point (Co-Defensive coordinator/Safeties)
- 2023-Present:App State (Defensive coordinator/Safeties)

Playing Experience

- 1989-91:Clemson
- Alma Mater:Clemson, 1992 (Master's - Clemson, 1994)
- Hometown:Woodruff, S.C.
- Birthdate:August 25, 1970
- Wife:Stephanie (Crisco)
- Sons:Seth and Samuel
- Twitter:@coach_sloan



MIKE CUMMINGS

OFFENSIVE LINE
2ND SEASON AT APP STATE
38TH SEASON OVERALL
ALMA MATER: BUFFALO, 1984

Mike Cummings joined head coach Shawn Clark's staff as offensive line coach in January 2023 and was part of a nine-win season with a Sun Belt East Division title in his debut season with the Mountaineers.

Coaching a line that ended the season with five transfers in the five starting positions, Cummings helped that group rank among the Sun Belt leaders in fewest sacks allowed (No. 2, 1.50 per game) while paving the way for the Mountaineers to throw for 273.6 yards per game and rush for 172.0 yards per game.

Bucky Williams, Isaiah Helms and Jack Murphy all received All-Sun Belt recognition.

Cummings has spent more than three decades building an impressive resumé coaching offensive lines, including most recently at Cincinnati. He has also been an offensive coordinator at both Central Michigan and Connecticut among his coaching stops.

During his one season on Luke Fickell's Cincinnati staff, Cummings helped the Bearcats win nine games and earn a berth to the Fenway Bowl.

Cummings spent 16 years over five different stints at Central Michigan, most recently when he worked alongside current App State offensive coordinator Kevin Barbay from 2019-21 under head coach Jim McElwain. As the Chippewas' offensive coordinator from 2010-13, Cummings oversaw a passing game that ranked among the top 25 nationally in two of those four years, while developing five All-MAC offensive line selections.

Among his pupils that have gone on to play in the NFL was Eric Fisher, the No. 1 overall selection in the 2013 NFL Draft by the Kansas City Chiefs. Fisher has since made two Pro Bowls and won a Super Bowl in his 10-year pro career.

In 2021, Cummings helped lead the Chippewas to a 9-4 record as offensive linemen Bernhard Raimann and Luke Goedeke proved to be two of the nation's top tackles. Both earned invitations to the Senior Bowl, All-MAC first-team honors and All-America accolades from Pro Football Focus, and both were drafted in the top three rounds of the NFL Draft and have started at tackle for their respective pro teams.

In 2019, Cummings' offensive line paved the way for two CMU running backs to rush for 1,000 yards as the Chippewas led the MAC in total yards (6,070).

Cummings served as the offensive line coach at VMI in 2017-18. In 2018, the Keydets ranked eighth in passing offense among Football Championship Subdivision teams.

Other coaching stops include Connecticut, Marshall, Western Michigan, Eastern Michigan and Michigan State (under Nick Saban) during his illustrious career.

Cummings earned his bachelor's degree in physical education/exercise science from Buffalo in 1984 and his master's in athletic administration from CMU in 1990.

He and his wife, Donna, have two daughters, Elizabeth and Emily.

CUMMINGS AT A GLANCE

Coaching Experience

- 1987:Rensselaer Polytechnic Institute (Offensive line)
- 1988-89:Central Michigan (Graduate assistant)
- 1990-91:Millersville (Pa.) (Offensive line/Special teams)
- 1992-97:Central Michigan (Offensive line)
- 1998:Michigan State (Tight ends/Special teams)
- 1999:Central Michigan (Offensive line)
- 2000-01:Eastern Michigan (Defensive line/Recruiting coordinator)
- 2002-04:Western Michigan (Offensive line/Recruiting coordinator)
- 2005-09:Marshall (Offensive line/Recruiting coordinator)
- 2010-13:Central Michigan (Offensive coordinator/Offensive line)
- 2014-16:Connecticut (Offensive coordinator/Tight ends/Offensive line)
- 2017-18:VMI (Offensive line)
- 2019-21:Central Michigan (Offensive line)
- 2022:Cincinnati (Offensive line)
- 2023-Present:App State (Offensive line)

- Alma Mater:Buffalo, 1984
- Wife:Donna
- Children:Elizabeth, Emily
- Twitter:@CoachM_Cummings



TRAVIS CUNNINGHAM

INSIDE LINEBACKERS
2ND SEASON AT APP STATE
24TH SEASON OVERALL
ALMA MATER: GARDNER-WEBB, 2003

Travis Cunningham joined head coach Shawn Clark's staff as an inside linebackers coach in February 2023. During a nine-win season that included a Sun Belt East Division title and a Cure Bowl victory, inside linebacker Andrew Parker Jr. improved from his 68

tackles in 2022 to 114 in 2023 while being honored as a first-team All-Sun Belt selection. Caden Sullivan's move inside later in the season was part of a scheme adjustment that contributed to a 6-1 finish, and Sullivan ranked third on the team with 64 tackles.

Cunningham coached WKU's inside linebackers during the 2022 season after working with App State defensive coordinator Scot Sloan as Georgia Southern's inside linebackers coach in a 3-4 scheme from 2018-21.

Cunningham played at Gardner-Webb from 1999-2000 and then coached at his alma mater for the next 17 seasons, adding defensive coordinator in its 3-4 scheme to his duties for his final two seasons with the Runnin' Bulldogs.

In 2022, during a 9-5 season for WKU, the Hilltoppers ranked in the top 30 nationally in interceptions (nine), passing yards allowed per game (No. 23 at 182.3) and pass efficiency defense (No. 12 at 105.87) while allowing just 22.8 points per game and 369.0 yards per game.

Cunningham helped guide Georgia Southern to three bowl games in his first three seasons with the Eagles, who won the 2018 Raycom Media Camellia Bowl and 2020 R+L Carriers New Orleans Bowl.

With Cunningham helping coach Sloan's defense at Georgia Southern, the 2020 squad that went 8-5 ranked No. 1 in the country in interceptions (18), No. 14 in total defense, No. 14 in rushing defense and No. 12 in red zone defense. The 2019 team led the Sun Belt in fumbles recovered and tackles for loss per game, while the 2018 team that went 10-3 led the FBS with a +22 turnover margin and allowed just 21.5 points per game.

During his 17 seasons at Gardner-Webb, Cunningham spent 14 of those seasons coaching inside linebackers and one season coaching the secondary. Six Bulldogs earned all-conference honors under Cunningham's leadership as defensive coordinator, and his standouts included an FCS All-American in linebacker Chad Geter, who went on to play professionally in the Canadian Football League.

A total of 21 players earned all-conference honors under Cunningham's guidance at Gardner-Webb, and six were named to postseason All-America teams.

After playing for the Bulldogs as a long snapper and special teams contributor from 1999-2000, Cunningham earned a bachelor's degree in physical education from Gardner-Webb in 2003.

Cunningham and his wife, Kelly, have two sons, Brooks and Blake.

CUNNINGHAM AT A GLANCE

Coaching Experience

- 2001-02: Gardner-Webb (Student assistant)
2003-04: Gardner-Webb (Inside linebackers)
2005: Gardner-Webb (Secondary)
2006-15: Gardner-Webb (Inside linebackers)
2016-17: Gardner-Webb (Defensive coordinator/Inside linebackers)
2018-21: Georgia Southern (Inside linebackers)
2022: WKU (Inside linebackers)
2023-Present: App State (Inside linebackers)

Playing Experience

- 1999-2000: Gardner-Webb
Alma Mater: Gardner-Webb, 2003
Hometown: Knoxville, Tenn.
Birthdate: Feb. 3, 1981
Wife: Kelly
Sons: Brooks and Blake
Twitter: @TCunninghamAPP



LAWRENCE DAWSEY

WIDE RECEIVERS
3RD SEASON AT APP STATE
20TH SEASON OVERALL
ALMA MATER: FLORIDA STATE, 1991

A veteran assistant coach with title-winning accomplishments as well as NFL playing experience, Lawrence Dawsey was hired to coach App State's receivers in January 2022.

He completed his second season in Boone in 2023, when App State won nine games and captured a Sun Belt East Division title.

Five different receivers for App State recorded a game in the regular season with at least 93 yards and one touchdown during a year in which Kaedin Robinson posted team highs for catches (67), receiving yards (905) and receiving touchdowns (10). Christian Horn (15.7), Makai Jackson (15.5) and Dalton Stroman (19.5) all averaged more than 15 yards per catch while making at least 20 grabs apiece.

In his first season with the Mountaineers, Dawsey helped a young group of receivers mesh well with veteran quarterback Chase Brice, with 11 players catching a pass in the opening game against North Carolina. Stroman's Hail Mary tip to Horn contributed to a game-ending, 53-yard touchdown catch to dramatically beat Troy on the same day ESPN's College GameDay aired from Boone.

Dawsey, a two-time All-America receiver at Florida State and an NFL Rookie of the Year, has learned from the likes of Bobby Bowden, Nick Saban and Jimbo Fisher. He was FSU's receivers coach and passing game coordinator when the Seminoles, led by Heisman Trophy winner Jameis Winston (QB) and first-round NFL draft pick Kelvin Benjamin (WR), won the national championship in 2013.

After coaching receivers at Florida State for 11 seasons from 2007-17 — he served as the Seminoles' co-offensive coordinator his final five seasons there — Dawsey worked with the Bill Walsh Diversity Coaching Fellowship in 2018 and 2019 and spent the previous two seasons as an offensive analyst at Texas A&M.

The Aggies went 8-4 in the 2021 regular season and 9-1 with a 41-27 victory in the Orange Bowl during the 2020 season.

Dawsey also worked with a first-round draft pick at receiver (Michael Clayton) and won a national title as a graduate assistant on Saban's LSU staff that included Fisher in 2003, then spent the next three seasons as a full-time assistant at USF.

In his last 15 seasons on a college staff before arriving in Boone, Dawsey was with teams went 10-4 in bowls — Texas A&M didn't play its bowl game in 2021.

Dawsey was named a Top 25 national recruiter by Rivals in 2011, 2012 and 2015. He was tabbed the 2011 ACC Recruiter of the Year by SI.com.

Dawsey's four seasons as an FSU wide receiver from 1987-90 corresponded with the first four 10-win, top-five poll finishes by the program.

A third-round draft pick of the Tampa Bay Buccaneers, had 55 catches for 818 yards and three TDs during his Rookie of the Year campaign in 1991. He also played for the New York Giants (1996), Miami Dolphins (1997) and New Orleans Saints (1999).

A native of Dothan, Ala., Dawsey graduated from FSU with a bachelor of arts in social science and economics. Dawsey's stepdaughter, Dominique Arce, is a physician. He and his wife, Chantal, who is a registered nurse, have a son, Lawrence Jr., who is now a lawyer after finishing law school at Boston College.

DAWSEY AT A GLANCE

Coaching Experience

- 1998: Tampa Catholic High (Assistant coach)
2002: Blake High (Assistant coach)
2003: LSU (Graduate assistant)
2004-06: USF (Wide receivers)
2007-09: Florida State (Wide receivers)
2010-12: Florida State (Passing game coordinator/Wide receivers)
2013-17: Florida State (Co-Offensive coordinator/Wide receivers)
2020-21: Texas A&M (Offensive analyst)
2022-Present: App State (Wide receivers)

Playing Experience

- 1987-90: Florida State (Wide receiver)
1991-95: Tampa Bay Buccaneers (Wide receiver)
1996: New York Giants (Wide receiver)
1997: Miami Dolphins (Wide receiver)
1999: New Orleans Saints (Wide receiver)
Alma Mater: Florida State, 1991
Hometown: Dothan, Ala.
Birthdate: November 16, 1967
Wife: Chantal
Son: Lawrence Jr.
Stepdaughter: Dominique Arce
Twitter: @lawrencedawsey



BRIAN HAINES

**SPECIAL TEAMS COORDINATOR/RUNNING BACKS
5TH SEASON AT APP STATE
18TH SEASON OVERALL
ALMA MATER: MARIETTA COLLEGE, 2004**

Brian Haines joined head coach Shawn Clark's staff as the running backs coach/special teams coordinator with the Mountaineers in January 2020.

In 2023, Haines had at least one special teams player receive All-America recognition for the third

straight year, as kicker Michael Hughes and multi-unit coverage stalwart Jackson Greene were both honored. Hughes went 19 of 22 on field goals (including 11 straight makes to closes the season) and scored 111 points.

In the running game, Nate Noel was ranking among the national leaders before he suffered a mid-October injury, but Kanye Roberts led App State in rushing five times over an eight-game stretch before another back, Anderson Castle, rushed for a career-high 119 yards in a Cure Bowl victory that capped a nine-win season.

Named a 2021 candidate for the Broyles Award that goes to the nation's top assistant, he followed that by coaching an All-America kick returner in Milan Tucker and helping running back Camerun Peoples receive a Reese's Senior Bowl invitation during the 2022 season. The Mountaineers had six games with a 100-yard rusher despite dealing with several injuries at that position.

In 2021, Haines coached a running back group that helped App State producer a 1,000-yard rusher for the 10th straight season and directed a special teams group that included kicker Chandler Staton, who received first-team All-America recognition, and Jalen Virgil, who had two kickoff returns for touchdowns.

App State ranked 16th nationally in overall special teams based on the Fremeau Efficiency Index (FEI) that combines kickoff return, kickoff, punt return, punt and field goal efficiency into one overall rating.

App State's two leading backs both rushed for more than 900 yards while ranking No. 2 and No. 3 in rushing yards per game in the Sun Belt, and that came a year after the Mountaineers were the only FBS team in the country to have four running backs rush for at least 500 yards.

Virgil added a 100-yard kickoff return at Miami and a 97-yard kickoff return against Georgia Southern to the 100-yard return for a touchdown at Georgia Southern in 2020, and Staton was named PFN's national kicker of the year after going 20 of 21 on field goals while making all 57 of his extra points.

App State's top three backs entering the 2020 season combined to miss 11 games, but it got 500-plus rushing seasons from Peoples (league-leading 1,224 yards with 12 TDs), junior Daetrich Harrington (595 yards with seven TDs before suffering a season-ending injury in the sixth game), Noel (510 yards, including 327 over the final four games) and Marcus Williams Jr. (503 yards, with three 100-yard games).

Peoples set a school and NCAA bowl record with 317 rushing yards to go with five touchdown runs (tying a school and NCAA bowl record) in the 56-28 bowl win against North Texas. Williams added 101 rushing yards, making them the 100-yard tandem with the second-most combined rushing yards (418) in a bowl game behind only a Baylor tandem with 460 in 2015. App State had 500 rushing yards that day.

Haines came to Boone after spending 12 of the previous 13 years at Ohio, where he helped lead the Bobcats to 91 victories, two Mid-American Conference East Division titles, nine bowl appearances and the first five bowl titles in school history.

A standout wide receiver for Marietta from 2000-03, Haines graduated in 2004 and went on to earn master's degrees from Marietta in 2007 and Ohio in 2008.

Haines was born Aug. 30, 1982. He and his wife, Mary, have two daughters: Blair and Quinn.

HAINES AT A GLANCE

Coaching Experience

- 2004-06:** Marietta College (Assistant coach)
- 2007-08:** Ohio (Graduate assistant, Offense)
- 2009:** West Virginia (Graduate assistant, Offense)
- 2010-11:** Ohio (Tight ends/Recruiting coordinator)
- 2012-19:** Ohio (TEs/Special teams coordinator/Recruiting coordinator)
- 2020-Present:** App State (Special teams coordinator/Running backs)

Playing Experience

- 2000-03:** Marietta College (Wide receiver)

Alma Mater: Marietta College, 2004

Hometown: Williamstown, W. Va.

Birthdate: Aug. 30, 1982

Wife: Mary (Yanity)

Daughters: Blair, Quinn

Twitter: @BrianHainesb



AJ HOWARD

**OUTSIDE LINEBACKERS
2ND SEASON AT APP STATE
3RD SEASON OVERALL
ALMA MATER: APP STATE, 2017**

Former App State standout and NFL defender AJ Howard returned home to be an outside linebackers coach with the Mountaineers in February 2023.

Howard was named to the 35 Under 35 Class for 2024 from the American Football Coaches Association as a first-year App State assistant.

Working with App State's outside linebackers, Howard helped mentor true freshman Nate Johnson, who was named a Freshman All-American with 7.5 sacks and 8.5 tackles for loss. Johnson entered the postseason tied for first place nationally in sacks by an FBS freshman.

After a standout career in Boone as a three-year starting safety, Howard won a Super Bowl ring as a member of the 2018-19 New England Patriots. He then served as a graduate assistant coach at Louisville and an area scout for the Patriots.

Howard spent 2021 and 2022 as a Southeast area scout for the Patriots, with whom he played in the 2019 preseason. He also spent time on the rosters of the Arizona Cardinals, New York Giants, Baltimore Ravens, Philadelphia Eagles, Cleveland Browns and Detroit Lions before earning his first coaching position as a graduate assistant on Scott Satterfield's Louisville staff. He worked with the UL defense during the 2020 season.

A 2017 graduate of App State, Howard started every game at strong safety in 2014, 2016 and 2017 and led the Mountaineers to three straight bowl wins in their first three years being bowl eligible from 2015-17. He received All-Sun Belt distinction his junior and senior years while helping the program to its first two Sun Belt Conference titles.

He totaled 222 tackles in 51 career games played (38 starts), while also tallying four interceptions and 18 passes defended. Serving as a team captain in 2017 and a leader throughout his tenure, App State's defense ranked first or second among Sun Belt teams in both points allowed per game and yards allowed per game in each of Howard's last three seasons.

Howard and his wife, Sammie, have a son, Duke.

HOWARD AT A GLANCE

Coaching Experience

- 2020:** Louisville (Graduate assistant - defense)

- 2023-Present:** App State (Outside Linebackers)

Playing Experience

- 2014-17:** App State (Safety)

- 2018:** Arizona Cardinals, New York Giants, New England Patriots

- 2019:** New England Patriots, Baltimore Ravens, Philadelphia Eagles, Cleveland Browns, Detroit Lions

Alma Mater: App State, 2017

Hometown: Hamilton, Ga.

Birthdate: Dec. 23, 1995

Wife: Sammie

Son: Duke

Twitter: @AJHOWARD_ASU



ERIC MCDANIEL

**DEFENSIVE LINE
1ST SEASON AT APP STATE
4TH SEASON OVERALL
ALMA MATER: PURDUE, 2014**

Eric McDaniel was hired as an assistant coach to oversee App State's defensive line in January 2024.

McDaniel, who was a quality control coach at App State from 2016-17, returned to Boone after stints at Louisville, Army, and, most recently, Troy. As defensive line coach for the Trojans, he contributed to a record-setting defense that helped them win Sun Belt championships in 2022 and 2023.

For his efforts at Troy in 2023, McDaniel was named one of five finalists for FootballScoop's National Defensive Line Coach of the Year.

Under McDaniel's direction, Troy's defensive line helped the Trojans set a Sun Belt record with 47 sacks in 2023, a total that ranked No. 2 nationally.



Troy's defense ranked in the top 10 nationally in points allowed, sacks and tackles for loss per game on the way to an 11-3 record and a Sun Belt title.

The 2022 Trojans posted a 12-2 record, captured the Sun Belt Conference championship and won the Cure Bowl to end the season on an 11-game winning streak. Troy finished the season ranked in a major poll for the first time in program history, checking in at No. 19 in the AP Top 25.

McDaniel helped guide Army to a 9-4 record in 2021, capped by a victory over Missouri in the Armed Forces Bowl. Army ranked 17th nationally by holding opponents to just 328.4 yards per game and set a school record with 30 sacks.

McDaniel was a quality control coach under Scott Satterfield at Louisville for two seasons after two seasons in a similar role under Satterfield at App State.

McDaniel graduated with his degree in health and kinesiology in 2014 from Purdue, where he played in 15 games for the Boilermakers from 2009-13. Clark was Purdue's offensive line coach from 2009-12. McDaniel has a wife, Rachel, and he earned his master's degree in education from Muskingum in 2016.

MCDANIEL AT A GLANCE

Coaching Experience

- 2014-15: Muskingum (Graduate assistant)
2016-17: App State (Quality control)
2019-20: Louisville (Quality control)
2021: Army (Defensive line)
2022-23: Troy (Defensive line)
Present: App State (Defensive line)

Playing Experience

- 2009-13: Purdue (defensive line)

Alma Mater: Purdue, 2014

Hometown: Calhoun, Ga.

Birthdate: Sept. 8, 1990

Wife: Rachel

Twitter: @CoachE98



LANCE WARE

TIGHT ENDS

6TH SEASON AT APP STATE

6TH SEASON OVERALL

ALMA MATER: APP STATE, 1997

Championship-winning North Carolina high school coach and App State alum Lance Ware was named tight ends coach by head coach Shawn Clark in January 2024 after serving five seasons as the program's senior assistant to the head coach from 2019-23.

In that role, he assisted with all aspects of organization and running the program. As head coach of Shelby High School from 2011-18, Ware compiled a 99-25 record over eight seasons and won five state championships in his last six years.

Ware led the Golden Lions to 2A state championships in 2013, 2014 and 2015 and 2AA state titles in 2016 and 2018. During his eight-year tenure, Shelby went 33-3 in the North Carolina High School Athletic Association play-offs. In 2022, he was inducted into the Cleveland County Sports Hall of Fame.

Over 22 seasons coaching at Shelby, it played for 11 state titles and won eight. A four-year letterman at App State under head coach Jerry Moore from 1992-96, Ware was the Mountaineers' long snapper for four seasons. In 1995, Ware helped the Mountaineers go undefeated in the regular season and win a Southern Conference title while playing alongside Clark.

Ware and his wife, Catherine, have three children - Reece, Stockton and Presley.

WARE AT A GLANCE

Coaching Experience

- 1997-2000: Shelby H.S. (Assistant coach)
2001-10: Shelby H.S. (Defensive coordinator)
2011-18: Shelby H.S. (Head coach and athletic director)
2019-23: App State (Senior assistant to the head coach)
Present: App State (Tight ends)

Playing Experience

- 1992-96: App State (Long snapper)

Alma Mater: App State, 1997

Hometown: Shelby, N.C.

Birthdate: Dec. 13, 1973

Wife: Catherine

Children: Reece, Stockton, Presley

Twitter: @lgware



ROD WEST

DEF. PASSING GAME COORD./CORNERBACKS

4TH SEASON AT APP STATE

15TH SEASON OVERALL

ALMA MATER: ALABAMA STATE, 2009

Rod West joined Shawn Clark's App State staff in February 2021 as cornerbacks coach.

A fast riser in the coaching profession, West was named to the 2021 American Football Coaches Association 35 Under 35 list. He added defensive

passing game coordinator duties before the start of the 2022 season and coached a second All-America cornerback in 2023.

West had a pair of All-Sun Belt cornerbacks in 2023, as Tyrek Funderburk earned All-American recognition as a first-team All-Sun Belt performer with four interceptions, including two pick-six returns for touchdowns. Ethan Johnson, the other starting cornerback, was named a second-team All-Sun Belt selection by the league.

Those two players combined for 24 passes defended, while Trenton Alan Yowe and Omari Philyaw also came up with big interceptions during the season.

Steven Jones Jr. was named a first-team All-American at cornerback under West's watch in 2021, when Shaun Jolly joined Jones as a first-team All-Sun Belt selection. With injuries limiting App State's depth at that position, Madison Cone also excelled while starting six of the last eight games at cornerback even though he began the season as a safety.

In 2021, App State ranked in the top 15 nationally with 15 interceptions, as Jones tied for the FBS lead with five during the regular season, including three pick-six touchdowns.

The following year, Jones also earned All-America honorable mention before receiving an invitation to play in the NFLPA Collegiate Bowl. App State newcomer Dexter Lawson Jr. made a team-high three interceptions before moving on to the CFL, and West prepared true freshmen such as Ethan Johnson to contribute at cornerback.

Before arriving in Boone, West spent the three previous three-plus seasons on staff with the Richmond Spiders, including his role as co-defensive coordinator and cornerbacks coach leading up to Richmond's 2020 spring season.

In 2019, West served as the defensive pass game coordinator and cornerbacks coach, helping Richmond finish first in the CAA in passing defense at 194.8 yards per game. West spent the 2017 and 2018 seasons as Richmond's dimes coach and was also the co-special teams coordinator in 2018. The Spiders' 2017 squad finished fifth in the CAA in passing defense at 197.7 yards per game.

West began his coaching career in 2009 at NAI A school Kentucky Christian. He also had stints at Division II national runner-up Delta State (2010), Texas A&M-Commerce (2011-12) and Morehead State (2013-14). He coached at Chattanooga from 2015-16, serving as the cornerbacks/dimes coach as well as recruiting coordinator.

A native of Selma, Ala., West played at Alabama State from 2005-08 and was a two-year starting defensive back. He was a member of the Dean's List his final three years and graduated cum laude with a bachelor's degree in English in 2009.

He and his wife, Marcie, were married in 2013. They have one daughter, Maya, and one son, Major. Marcie was a three-time All-American volleyball player at Florida and played in four NCAA Tournaments from 2004-07.

WEST AT A GLANCE

Coaching Experience

- 2009: Kentucky Christian (Defensive backs)
2010: Delta State (Graduate assistant - Defensive backs)
2011-12: Texas A&M-Commerce (Defensive backs)
2013-14: Morehead State (Defensive backs/Special teams)
2015-16: Chattanooga (Cornerbacks & dimes/Recruiting coordinator)
2017: Richmond (Dimes)
2018: Richmond (Dimes/Co-special teams coordinator)
2019: Richmond (Cornerbacks/Defensive passing game coordinator)
2020: Richmond (Cornerbacks/Co-defensive coordinator)
2021: App State (Cornerbacks)
2022-Present: App State (Cornerbacks/Defensive passing game coordinator)

Playing Experience

- 2005-08: Alabama State (Defensive back)

Alma Mater: Alabama State, 2009

Hometown: Selma, Ala.

Birthdate: March 22, 1987

Wife: Marcie (Hampton)

Children: Maya, Major

Twitter: @CoachRodWest



MATT GREENHALGH

**DIRECTOR OF ATHLETIC PERFORMANCE
5TH SEASON AT APP STATE (2ND BACK IN BOONE)
ALMA MATER: RHODE ISLAND, 2012**

Matt Greenhalgh returned home to App State as Director of Athletic Performance to oversee the football program's strength and conditioning in December 2022.

Greenhalgh (pronounced GREEN-hall) was Assistant Director of Football Strength and Conditioning

at Virginia Tech during the 2022 season after being Georgia Southern's Director of Football Strength and Conditioning from 2018-21.

That role as director came after he served as App State's Assistant Director of Strength and Conditioning from 2014-17, when the Mountaineers posted a record of 37-14 with two Sun Belt Conference championships and a 3-0 bowl record.

Georgia Southern made an eight-win improvement to go 10-3 during Greenhalgh's first season in Statesboro. The Eagles had winning records in each of the next two seasons, going 8-5 in 2020, and a coaching transition coincided with Greenhalgh relocating to Virginia Tech to work alongside first-year head coach Brent Pry in 2022.

Prior to his first stint in Boone, Greenhalgh was a strength and conditioning graduate assistant at The Citadel from 2013-14. A native of Chepachet, Rhode Island, he also worked as a strength and conditioning intern at Rhode Island, his alma mater, and South Carolina.

A four-year letterwinner on the offensive line for Rhode Island from 2008-12, Greenhalgh graduated with a degree in kinesiology. He served as a team captain during his senior season after earning a spot on the Allstate Good Works Team as a junior in 2011.

Greenhalgh holds a master's degree in sports management from Western Carolina. He and his wife, Emily, have two children: Mack and Beau.



MARK SPEIR

**SENIOR ASSISTANT TO THE HEAD COACH
11TH SEASON AT APP STATE (1ST BACK IN BOONE)
ALMA MATER: CLEMSON, 1990**

Mark Speir returned to Boone in February 2024 for his third stint on App State's football staff to serve as senior assistant to head coach Shawn Clark.

Speir spent nine seasons as a title-winning assistant at App State from 2003-11 before becoming an FCS head coach, and he served as a senior analyst

under Clark at App State in 2021. Over the last two seasons, Speir was Scott Satterfield's chief of staff at Louisville (2022) and Cincinnati (2023).

As a member of Jerry Moore's staff at App State late in the program's FCS era, Speir helped the Mountaineers win three straight national championships and six conference titles in nine seasons. That success led to him being hired as the head coach at Western Carolina, where he was a finalist for the Eddie Robinson National FCS Coach of the Year award during his 10 years with the Catamounts.

A Kannapolis, N.C., native, Speir has spent three decades in coaching. He and his wife, Paige, have maintained close ties to App State, where their son Zeb was a quarterback under Satterfield from 2015-18 and their youngest son, Jackson, is currently a student. Zeb is the tight ends coach at Chattanooga.

In addition to serving as App State's recruiting coordinator from 2004-11, Speir coached running backs (2003-04), defensive linemen (2005-08), defensive ends (2009-10) and inside linebackers (2011) in Boone. In 2009, he was named the national FCS Assistant Coach of the Year by the American Football Coaches Association.

App State posted a combined record of 92-28 during Speir's nine seasons as an assistant, and he was the position coach for six All-Americans: DL Jason Hunter, DL Marques Murrell, DL Gary Tharrington, DL Anthony "Whopper" Williams, DL Jabari Fletcher and LB Jeremy Kimbrough.

Speir also coached as an assistant at Western Carolina, Presbyterian and Elon.

Off the field, Speir has made an incredible impact through his involvement in many charitable causes, including raising more than \$100,000 to rebuild the Memorial Christian Hospital in Bangladesh. Part of the fundraising came through his participation in the 2008 Music City Marathon in Nashville, the 2009 Boston Marathon (which he completed in less than four hours) and the 2010 Flying Pig Marathon in Cincinnati.



NOLAN JONES

**ASSOCIATE ATHLETICS DIRECTOR
FOR FOOTBALL OPERATIONS
5TH SEASON AT APP STATE
ALMA MATER: EASTERN KENTUCKY, 2003**

Veteran administrator Nolan Jones was hired in January 2020 as Associate Athletics Director for Football Operations by head coach Shawn Clark.

A college football athletics administrator for the past two decades, Jones arrived in Boone after one

year at Ole Miss. He coordinates the day-to-day internal and external operations for the Mountaineer football program.

Jones was the associate A.D. for football operations for the Rebels during the 2019 season after spending three seasons (2016-18) as director of football operations for the Kansas Jayhawks.

During his career, he has also served as director of football operations at Kent State (2015-16), director of football operations at Michigan (2013-14), director of football operations at Kentucky (2011-13), director of football operations at Northwestern (2005-11), director of football operations at Princeton (2004-05) and director of football operations/GA at Eastern Kentucky (2003-04).

Jones was a finalist for FootballScoop's 2012 Director of Football Operations of the Year award while at Kentucky. He earned a bachelor's degree in physical education and a master's degree in physical education with an emphasis in sport administration from Eastern Kentucky University.

Jones and his wife, Lisa, have two sons, Brycen and Parker, and a daughter, Lauren.



THOMAS GUERRY

**DIRECTOR OF PLAYER PERSONNEL/G.M.
2ND SEASON AT APP STATE
ALMA MATER: MISSISSIPPI STATE, 2008**

Thomas Guerry joined head coach Shawn Clark's staff as director of player personnel and general manager in January 2023. He oversees App State Football's recruiting operations, among other duties.

Having worked in the ACC or SEC from 2005-22, Guerry joined Georgia Tech's staff as an associate

director of player personnel in 2019 and was promoted to director of player personnel in 2022.

A native of Canton, Miss., Guerry worked at Mississippi State, Georgia, Virginia Tech and Georgia Tech over the previous 17 years before relocating to Boone. He went to Georgia Tech in 2019 following five seasons as Virginia Tech's director of recruiting operations (2014-18).

Prior to Virginia Tech, Guerry spent four seasons at Georgia, working in football operations in 2010 before serving as a football recruiting assistant from 2011-13.

Guerry attended Mississippi State, where he earned a degree in business administration in 2008 and an MBA with a minor in sport administration in 2010. From 2005-10, he worked within Mississippi State's athletic department.

Guerry and his wife, Amanda, have a son, Ayden, a daughter, Ali, and a dog, Georgia Lane.



ADDITIONAL SUPPORT STAFF

STAFF



DR. CHRIS BULLERS
PHYSICIAN
8th YEAR AT APP STATE



ALEC COBB
QUALITY CONTROL
(OFFENSE)
1st YEAR AT APP STATE



JACOB COOPER
COORD. OF STUDENT SERVICES
STAFF PSYCHOLOGIST
6th YEAR AT APP STATE



AL DEGRAFFENREID
QUALITY CONTROL
(OFFENSE/SPECIAL TEAMS)
4th YEAR AT APP STATE




GRIFFIN DEJOY
DIRECTOR OF FOOTBALL
CREATIVE MEDIA
2nd YEAR AT APP STATE



JUSTIN FIELDS
GRADUATE ASSISTANT
(DEFENSE)
2nd YEAR AT APP STATE



MAGGIE FOLSOM
DIRECTOR OF FOOTBALL
RECRUITING OPERATIONS
2nd YEAR AT APP STATE



JOSHUA HANSEN
DIRECTOR OF FOOTBALL
VIDEO OPERATIONS/TECHNOLOGY
2nd YEAR AT APP STATE



KAYLA HILL
ASSISTANT DIRECTOR
OF ACADEMIC SERVICES
12th YEAR AT APP STATE



REGGIE HUNT
STUDENT-ATHLETE
LEADERSHIP COORDINATOR
18th YEAR AT APP STATE



HANNA KOTEK
INTERN
(FOOTBALL OPERATIONS)
1st YEAR AT APP STATE



THAD MANGUM
QUALITY CONTROL
(DEFENSE)
2nd YEAR AT APP STATE



IAN MARTINEZ
ASSISTANT DIRECTOR
OF PLAYER PERSONNEL
2nd YEAR AT APP STATE



PATRICK McDONALD
ASSISTANT DIRECTOR
OF PLAYER PERSONNEL
1st YEAR AT APP STATE



JASMYN MCLEOD
ATHLETIC TRAINER
2nd YEAR AT APP STATE



MEGAN MORLEY
DIRECTOR OF
PERFORMANCE NUTRITION
3rd YEAR AT APP STATE



SHANE NELSON
DIRECTOR OF TEAM SERVICES
9th YEAR AT APP STATE



PAUL PADALINO
QUALITY CONTROL
(DEFENSE)
3rd YEAR AT APP STATE



BRANDON PAHL
GRADUATE ASSISTANT
(OFFENSE)
2nd YEAR AT APP STATE



DR. BEN PARKER
ORTHOPAEDIC SURGEON
8th YEAR AT APP STATE



MARIN PARSLEY
GRADUATE ASSISTANT
(OPERATIONS)
2nd YEAR AT APP STATE



JOSH PRICE
ASSISTANT DIRECTOR
FOR ATHLETIC PERFORMANCE
2nd YEAR AT APP STATE



TRAVIS RAY
GRADUATE ASSISTANT
(DEFENSE)
1st YEAR AT APP STATE



J.R. REESE
STUDENT LIFE COORDINATOR
16th YEAR AT APP STATE




TEDDY RICHARDSON III
GRADUATE ASSISTANT
(OFFENSE)
1st YEAR AT APP STATE




ROMORIUS WESTBROOK
ASSISTANT DIRECTOR
FOR ATHLETIC PERFORMANCE
2nd YEAR AT APP STATE



KARON WHITE
STUDENT ASSISTANT COACH
(DEFENSE)
2nd YEAR AT APP STATE



GARRETT WILLIAMS
ASSISTANT DIRECTOR
FOR ATHLETIC PERFORMANCE
2nd YEAR AT APP STATE



TAYLOR YOUNG
DIRECTOR OF FOOTBALL
ATHLETIC TRAINING SERVICES
9th YEAR AT APP STATE

#APPFAMILY — 2024 ALUMNI GATHERING





KEVIN ABRAMS-VERWAYNE 97

DEFENSIVE END - SIXTH-YEAR REDSHIRT SENIOR

6-3 - 260
MARIETTA, GA.
MARIETTA




2023: Appeared in 13 games at defensive end and started the final five ... Totaled 17 tackles, 3.5 tackles for loss, 1.5 sacks and two forced fumbles ... Tied for fourth on the team with 16 quarterback pressures, according to PFF ... Forced a fumble while recording a sack for a 6-yard loss in the win at JMU ... Also contributed to a sack against Coastal Carolina and forced a fumble in the opener against Gardner-Webb ... Stepping in for an injured starter, had two tackles apiece in his first three starts.

2022: Appeared in the first three games before missing the rest of the season due to injury ... Totaled three tackles (one in each game) and contributed to one tackle for loss at Texas A&M.

Garden City CC (2020-21): Played at Garden City Community College in Kansas, producing 7.5 sacks, two forced fumbles and 37 tackles for an 8-3 team during the 2021 fall season ... Had three sacks, eight tackles for loss and 38 tackles in eight games during the 2021 spring season after playing in six games in 2019 ... Appeared in six games as a Garden City freshman.

High School: Graduated from Marietta High School in 2019, after playing for coach Richard Morgan.



JOEY AGUILAR 4

QUARTERBACK - SENIOR

6-3 - 220
ANTIOCH, CALIF.
FREEDOM (DIABLO VALLEY C.C.)



School Records in 2023:

- Single-season passing yards (3,757)
- Single-season passing touchdowns (33)
- Single-season total offense (4,002)
- Single-season 200-yard passing games (13)
- Single-season pass completions (293)
- Single-season pass attempts (460)

2023: Sun Belt Newcomer of the Year ... Cure Bowl MVP ... Played in all 14 games and started the final 13 ... Broke App State's single-season record for touchdown passes in the regular-season finale (finished at 33), broke the school's single-season passing yardage record in the Sun Belt Championship Game (finished at 3,757) and set a school record with 4,002 yards of total offense ... Aguilar's 15 touchdown passes to either tie a game or give his team a lead led the country ... Threw 33 touchdown passes in the regular season, ending that 12-game span trailing only LSU's Jayden Daniels and Oregon's Bo Nix on the list of FBS passing touchdown leaders ... Won Cure Bowl MVP honors by scoring on a 9-yard touchdown and throwing for 211 yards (including 147 in the first half) in a 13-9 victory against Miami (Ohio) played in a downpour that included more than an inch of rain falling during the length of the game ... Completed 294 of 461 passes (64 percent) to average 268.4 passing yards per game and totaled 36 touchdowns when adding in three rushing scores ... After replacing the injured starter in the first half of the season opener, threw a 32-yard TD pass on his first FBS play and finished the game with four TD passes while completing 11 of 13 throws for 174 yards ... Made first career start at No. 17 UNC and had two TD passes while throwing for 275 yards in a two-overtime loss ... Davey O'Brien Great 8 and Manning Award Stars of the Week recognition following his 318-yard, three-touchdown performance in the win against previously unbeaten James Madison, a win that ended with a touchdown pass in overtime ... Had multiple TD passes in all but two regular season games, with four TDs apiece against Gardner-Webb, Southern Miss and Georgia Southern ... Third-most single-season TD passes (33) in Sun Belt history ... Threw 21 TD passes and just four INTs in the last seven games of the regular season, with 17 touchdown passes and four interceptions during the five-game winning streak to end the regular season ... Rushed for 249 yards, with more than 40 in four games.

Prior to App State: Early enrollee ... Played two seasons at Diablo Valley Community College in central California, northeast of San Francisco ... In 2022, completed 126 of 197 passes (64.0 percent) for 1,446 yards with eight touchdowns and four interceptions in six games ... Also rushed 65 times for 358 yards (59.7 yards per game) ... Threw for more than 300 yards in two games and at least 242 yards in four of six games ... In 10 games in 2021, completed 102 of 182 passes (56.0 percent) for 1,546 yards with 13 touchdowns and six interceptions ... Added 261 rushing yards with two scores.


High School: In final two prep seasons at Freedom threw for 5,575 yards with 59 TDs and 14 INTs ... Threw 32 TD passes as a senior, when he passed for 3,074 yards ... First-team All-Bay 6 two years in a row.

AGUILAR'S CAREER STATISTICS

Year	GP/GS	Comp	Att	Int	Yds	TDs	YPG
2023	14/13	293	460	10	3,757	33	268.4

AGUILAR GAME-BY-GAME

2023	Cmp	Att	Int	Yards	TDs	Long
Gardner-Webb	11	13	0	174	4	43
at North Carolina	22	43	1	275	2	34
East Carolina	17	29	1	241	3	35
at Wyoming	22	40	1	200	0	23
at ULM	27	39	2	335	3	52
Coastal Carolina	18	31	0	305	2	69
at ODU	22	31	0	252	2	28
Southern Miss	23	33	1	391	4	57
Marshall	20	27	0	229	3	29
at Georgia State	14	21	1	255	3	77
at JMU	28	46	1	318	3	39
Ga. Southern	23	36	1	296	4	41
Troy (SBC Champ.)	28	39	0	275	0	40
Miami (Ohio)	18	32	1	211	0	52



KYLE ARNHOLT 56

INSIDE LINEBACKER - REDSHIRT JUNIOR

6-2 - 230
ROANOKE, VA.
LORD BOTETOURT



2023: Appeared in all 14 games, starting the first seven at inside linebacker ... Totaled 20 tackles on the season and one sack (against ODU) ... Five tackles apiece against ECU and ULM.

2022: Appeared in the final 11 games, contributing as an inside and outside linebacker, plus on special teams ... Finished season with nine tackles, one sack, two forced fumbles and one fumble recovery ... In the fourth quarter of the Georgia State win, had two tackles, a sack for an 8-yard loss, two forced fumbles and a fumble recovery ... The sack, forced fumbles and fumble recovery against Georgia State were the first of his App State career.

2021: Redshirted as a true freshman.

High School: Second-team Class 3 all-state selection was captain for a team that finished 9-1 as the state runner-up in 2021 ... Before missing the end of the season because of injury, excelled as a safety and had 21 catches for 281 yards and nine TDs as a receiver ... Helped Lord Botetourt go 14-1 in 2019 and reach Virginia's Class 3 state final, where he had a 53-yard interception return for a touchdown while also catching three passes and completing one ... Named a Virginia High School League Class 3 second-team all-state selection as a defensive back who played safety ... Region 3D first-team defensive back and receiver ... Had three touchdown returns and four interceptions on defense while amassing 10 touchdown catches with more than 700 receiving yards in 2019 ... Coached by Jamie Harless at Lord Botetourt ... Also played basketball and baseball at Lord Botetourt ... Rated a three-star prospect by 247Sports.



COLE BECKER 40

INSIDE LINEBACKER - REDSHIRT SOPHOMORE

6-2 - 235
NASHVILLE, TENN.
FATHER RYAN



2023: Did not appear in any games.

2022: Appeared in one game, playing linebacker against Robert Morris ... Made two fourth-quarter tackles and contributed to a tackle for loss.

High School: Standout defender at Father Ryan ... All-state performer as a senior ... Two-time all-region selection and Father Ryan's leading tackler for three seasons ... Son of David and Tracy Becker ... Has two siblings: Charlie and Gracy ... Born Jan. 18, 2004 ... Played for coach Brian Rector at Father Ryan.

MEET THE MOUNTAINEERS



JAYDEN BETHEA 14

INSIDE LINEBACKER - REDSHIRT FRESHMAN
6-1 - 230
LAWRENCEVILLE, GA.
DACULA



2023: Did not see game action as a redshirting true freshman.

High School: Made 93 tackles with eight tackles for loss, three sacks and two forced fumbles as an all-region performer during his senior year ... Earned first-team all-region and first-team all-county as a junior after making 87 tackles ... Also intercepted two passes, recovered three fumbles and scored two defensive touchdowns as a junior ... Scored four defensive touchdowns over his junior and senior seasons ... Over final two prep seasons, totaled 12 tackles for loss, 12 quarterback hurries, four fumble recoveries, three forced fumbles, three interceptions and four pass breakups ... Rated a three-star prospect by 247Sports.



BLAKE BRADFORD 58

OFFENSIVE LINEMAN - REDSHIRT FRESHMAN
6-6 - 275
DENVER, N.C.
EAST LINCOLN



2023: Did not see game action as a redshirting true freshman.

High School: Team captain as a two-way lineman for East Lincoln's 16-0 state championship team as a senior ... Three-year starter ... All-region selection and two-time all-conference performer ... Had 66 tackles with four sacks on defense while helping the Mustangs outscore their opponents 626-212 in 2022.



AYDEN BURKEY 84

WIDE RECEIVER - THIRD-YEAR REDSHIRT FRESHMAN
5-11 - 185
WAXHAW, N.C.
MYERS PARK (VIRGINIA TECH)



2023: Did not appear in any games while going through injury rehab.

Prior to App State: Redshirted as a true freshman at Virginia Tech in 2022.

High School: All-conference receiver at Myers Park for coach Curtis Lee Fuller ... Iron Mustang Award in 2022 and helped Myers Park to consecutive conference titles ... Posted 1,281 total yards, 75 receptions and 15 TDs.



DJ BURKS 21

SAFETY - REDSHIRT SOPHOMORE
6-0 - 195
MARYVILLE, TENN.
MARYVILLE



2023: Appeared in all 14 games, contributing at safety and on special teams ... Made two tackles and had one quarterback hurry ... Had one tackle apiece against Gardner-Webb and Georgia Southern.

2022: Appeared in two games, playing free safety vs. Robert Morris and ODU.

High School: Helped Maryville go 53-4 over four seasons with a 6-A state championship as a sophomore ... Finished career with 150-plus tackles and 15 interceptions ... As a senior, the all-region selection helped Maryville go 13-1 and reach the 6-A state title game ... Totaled 59 tackles and one interception in 2021 ... All-state performer with 101 tackles and nine interceptions as a junior, when Maryville reached the state semifinals and finished 13-1 ... Also scored five offensive touchdowns (four as a receiver) in 2020 ... Recorded three interceptions during Maryville's championship season in 2019 ... Coached by Derek Hunt at Maryville ... Three-star prospect in the 247Sports Composite rankings.



JAYLON CALHOUN 20

RUNNING BACK - REDSHIRT FRESHMAN
6-0 - 195
LAKELAND, GA.
LANIER COUNTY



2023: Did not appear in any games as a redshirting true freshman ... Early enrollee.

High School: Rushed for 1,110 yards and nine touchdowns and caught 17 passes for 420 yards (24.7 average) and four touchdowns in 12 games as a senior at Lanier County ... Division II Offensive Player of the Year at the 2-A level as a senior ... Totaled more than 2,000 rushing yards and 600 receiving yards with 24 touchdowns over his final three prep seasons ... Had five 100-yard rushing games as a senior, highlighted by a 180-yard, three-touchdown effort against Turner County and a 174-yard, three-touchdown showing against Telfair County ... Played for coach Kurt Williams as a senior.



ANDERSON CASTLE 1

RUNNING BACK - FIFTH-YEAR REDSHIRT JUNIOR
6-0 - 220
BOONE, N.C.
WATAUGA



Career entering 2024: Appeared in 44 career games, with no eligibility used in 2020 (as a true freshman during the COVID season) or 2023 (played in four regular-season games and then two postseason games after recovering from a preseason injury).

2023: Appeared in final six games, including both postseason games, and didn't exhaust a year of eligibility by playing in just four regular-season games after missing the first eight games while recovering from preseason surgery for a foot injury (as a player who didn't redshirt during his first three seasons in Boone) ... Rushed for 283 yards and two touchdowns on 53 attempts for a 5.3 average, including a career-high 119 yards in the Cure Bowl victory ... Rushed 34 times for 219 yards and two scores over the final three games, thanks to a six-carry, 63-yard effort with one TD against Georgia Southern and eight carries for 47 yards in the Sun Belt title game ... Five straight carries - including gains of 10, 25 and 8 yards in the middle three - helped produce a pair of first downs to run out the clock on the final drive of a 13-9 win in the Cure Bowl, where he also set up a field goal by rushing for 26 yards on a third-and-23 play in the first half ... Returned to action in Game 9 against Marshall and scored his first touchdown of the season a week later at Georgia State.

2022: Appeared in all 12 games and made first career start against The Citadel ... Rushed for 167 yards on 26 attempts (6.4 average per carry) with two touchdowns and caught one pass for 18 yards (a touchdown against Troy) ... Had rushing touchdowns against Georgia State and Robert Morris in back-to-back games ... Season-high 67 yards on nine carries against Robert Morris after totaling 50 yards on seven carries against Georgia State ... Started in backfield against The Citadel in a two-back set with the other back lining up out wide ... Touchdown catch against Troy tied the game in the second quarter.

2021: Appeared in all 14 games, contributing at running back and on special teams ... Had 47 rushes for 236 yards (5.0 per carry) and three TDs ... Scored touchdowns against Elon (8 yards), Georgia State (22 yards) and WKU (9 yards) ... App State's starting running back in the second half at Georgia State before finishing with season highs of 12 carries for 56 yards, with a long run of 22 yards on his TD with 10:51 left ... Had six carries for 54 yards in the Boca Raton Bowl ... Staple on kickoff coverage, kickoff return and punt return units ... Had three tackles and recovered a fumble on a kickoff return by ECU in the opener.

2020: Appeared in all 12 games as a true freshman, playing the final 10 games at running back after beginning the season as an outside linebacker ... Moved to offense with a shorthanded backfield heading into the Campbell game and finished season with 104 yards on 17 carries (6.1 average) ... Had 49-yard run while posting 58 yards on five carries against Troy ... Rushed eight times for 42 yards against Campbell in his offensive debut ... Also contributed on special teams.

High School: Shrine Bowl selection excelled as a defensive back and quarterback for Watauga ... As a senior, recorded 53 tackles, nine PBUs, one fumble recovery and one forced fumble for a Watauga team that went 13-2 and reached the 3-AA Western final ... As the Pioneers' quarterback in 2019, Castle rushed for 2,223 yards, passed for 1,190 and accounted for 49 touchdowns (36 rushing) ... Full-time varsity player for three seasons, with Watauga amassing a 36-6 record as he totaled 4,420 rushing yards, 2,629 passing yards with 101 touchdowns (70 rushing) ... Rushed for 1,456 yards for a 10-3 team as a sophomore and 741 yards in 10 games for a 13-1 team as a junior in 2018 ... Recovered six fumbles in three seasons ... Played for coach Ryan Habich at Watauga ... Three-sport athlete for the Pioneers ... Rated a three-star prospect by 247Sports.



CASTLE'S CAREER STATISTICS

Year	GP/GS	Rush	Yds	Avg.	TD	Rec	Yds	Avg.	TD
2020	12/0	17	104	6.1	0	0	0	0	0
2021	14/0	47	236	5.0	3	0	0	0	0
2022	12/1	26	167	6.4	2	1	18	18.0	1
2023	6/0	53	283	5.3	2	5	35	7.0	0
Totals	44/1	143	790	5.5	7	6	53	8.8	1

CASTLE GAME-BY-GAME

2020	Rush	Yards	TDs	Long
Campbell	8	42	0	8
Arkansas State	2	6	0	3
at ULM	2	-2	0	1
Troy	5	58	0	49

2021	Rush	Yards	TD	Long
East Carolina	2	-1	0	1
Elon	4	30	1	10
at Georgia St.	12	56	1	22
ULM	3	22	0	10
at Arkansas State	3	13	0	6
South Alabama	3	6	0	3
at Troy	8	25	0	9
Ga. Southern	6	31	0	10
WKU	6	54	1	14

2022	Rush	Yards	TD	Long
North Carolina	1	2	0	2
James Madison	3	5	0	6
The Citadel	4	28	0	15
Georgia St.	7	50	1	21
Robert Morris	9	67	1	17
Old Dominion	2	15	0	11

2023	Rush	Yards	TD	Long
Marshall	3	7	0	4
at Georgia State	6	26	1	9
at JMU	10	21	0	6
Ga. Southern	6	63	1	29
Troy	8	47	0	23
Miami (Ohio)	20	119	0	26



MARKUS CLARK 9

NOSE - JUNIOR
6-1 - 295
HOOVER, ALA.
HOOVER



2023: Appeared in 11 games, starting the first eight at defensive tackle ... Totaled 21 tackles, 2.5 tackles for loss and one sack ... Recorded sack and a season-high four tackles in the win against ECU ... After missing three games with injury, returned for the final three games of the season ... Had three tackles apiece in each postseason game (Sun Belt title game, Cure Bowl win).

2022: Appeared in nine games as a true freshman defensive tackle, with two missed games coming because of injury ... Totaled five tackles, one tackle for loss and one forced fumble ... Saw his most extensive action in the home finale against ODU, when he forced a fumble ... Had his first career tackle for loss against JMU.

High School: Had 10 tackles for loss and two sacks while ranking as the fifth-best interior defensive lineman in Alabama as a senior ... Helped Hoover go 33-6 with three state semifinal appearances in his final three years of high school, including 12-1 during his senior year ... As a junior on an 11-2 team that also made the state semifinals, had 31 tackles with five sacks, three forced fumbles and two fumble recoveries ... Older brother Markell played on the defensive line at App State ... Played for coach Josh Niblett at Hoover ... Three-star prospect in the 247Sports Composite rankings.



RONALD CLARKE 27

SAFETY - FIFTH-YEAR SENIOR
6-0 - 200
BUFORD, GA.
MILL CREEK



2023: Appeared in 13 of 14 games, making six starts (over the final eight games) at strong safety ... Finished season with 23 tackles, one fumble recovery and three pass breakups while also contributing to one tackle for loss ... Recovered fumble in App State territory with the Mountaineers leading by four in the closing minutes of a 13-9 victory in the Cure Bowl ... Season-high five tackles at ODU.

2022: Appeared in all 12 games and made 11 starts at free safety ... Seventh on the team with 39 tackles ... Season-high seven tackles at Coastal Carolina, with six apiece against Texas State and Marshall.

2021: Appeared in all 14 games and started two at free safety, making his first career starts against Elon and Marshall in back-to-back-games ... Finished season with 32 tackles, 2.5 tackles for loss, one sack, two fumble recoveries and one pass breakup ... Recorded first career sack against South Alabama ... Recovered fumbles against Elon and ULM ... Had four tackles apiece against Louisiana (regular season) and Georgia Southern ... Recorded at least one tackle in each of the final 13 games.

2020: Played in four games as a true freshman, appearing at safety and contributing on special teams ... Played against Charlotte, Campbell, Troy and North Texas (bowl win) ... Made three tackles, including two in App State's bowl victory.

High School: Had 37 tackles, one interception, eight PBUs, one forced fumble and one fumble recovery as a senior while helping Mill Creek go 10-3 and reach the state 7-A quarterfinals ... Made 55 tackles with one interception, six PBUs, one fumble recovery and one forced fumble as a junior ... A track standout who has run sprints and relays at Mill Creek ... Played for coach Josh Lovelady at Mill Creek ... Rated a three-star prospect by 247Sports.



ZAHN COAKLEY 10

WIDE RECEIVER - REDSHIRT FRESHMAN
6-1 - 195
DALLAS, TEXAS
THE OAKRIDGE SCHOOL



2023: Did not see game action as a redshirting true freshman going through injury rehab.

High School: All-conference performer in football and track & field at The Oakridge School ... Had 33 catches for 519 yards and six touchdowns in nine games as a prep senior after totaling 31 catches for 431 yards and four TDs in nine games as a junior ... In addition to his 10 TDs and nearly 1,000 receiving yards over two seasons, averaged 7.4 yards on 23 carries ... Winner of the Gatorade MVP Athlete Award ... Conference champion in the 100 meters and 4x100 relay ... Son of Dexter and Nicole Coakley and has two siblings ... Father is an App State Hall of Famer and three-time NFL Pro Bowler who played 10 seasons, including the first eight with the Dallas Cowboys ... Proficient in music production, with more than 1 million streams ... Born March 10, 2005.



SHAWN COLLINS 12

DEFENSIVE END - FIFTH-YEAR REDSHIRT JUNIOR
6-5 - 265
MONTCLAIR, N.J.
MONTCLAIR (RUTGERS)



2023: Started the first nine games at defensive end before suffering a season-ending injury ... Had 2.5 sacks, 4.0 tackles for loss and 23 tackles ... Credited with 16 quarterback pressures by PFF College ... In back-to-back games, contributed to a sack against Wyoming and had a solo sack at ULM ... In his final game of the season, suffered injury while recording an early sack against Marshall ... Contributed to a stop behind the line in five games ... Season-high five tackles against Coastal Carolina, followed by four in the next game against ODU ... Enrolled in January.

Prior to App State: Member of Rutgers' program for three seasons and appeared in six games during a 2022 season that was officially his redshirt freshman season ... Didn't appear in any games as a redshirting player in 2021 and was with the Scarlet Knights during a 2020 season that didn't count against a player's eligibility ... Recovered a fumble and broke up a pass against Penn State before finishing the 2022 season with six tackles ... Season-high four tackles against Wagner and also had a stop against Ohio State ... Five of six appearances came against Power Five programs, with four appearances in Big Ten play ... Gained nearly 25 pounds during his three years at Rutgers.

High School: Played for head coach John Fiore at Montclair High School ... Started at tight end and along the defensive line for the Mounties ... Caught eight passes for 125 yards and three touchdowns ... Added 28 tackles, including 5.5 for loss and four sacks ... Named to the 2019 Jersey Sports Zone All-Zone Team as a tight end ... Caught a pair of touchdowns, including the game-winner against Irvington ... Named First Team All-SFC Liberty Blue Division by NJ.com ... Earned All-Essex County first-team honors on defense ... Rated a top-40 recruit in New Jersey by 247Sports and top-30 prospect by Rivals.

COLLINS' CAREER STATISTICS (APP STATE)

Year	GP/GS	Solo	Asst.	Total	TFL/Yds	Sack/Yds	INT	PBU	FR/FF
2023	9/9	6	17	23	4.0/16	2.5/14	0	0	0/0



DANIEL DAVIS 77

OFFENSIVE LINEMAN - REDSHIRT FRESHMAN
6-6 - 295
WINSTON-SALEM, N.C.
OAK GROVE



2023: Did not appear in any games as a redshirting true freshman.

High School: Standout offensive tackle as a senior while helping lead the football team to an unbeaten regular season and 11-1 overall record ... All-State Academic Team selection.



THOMAS DAVIS 15

OUTSIDE LINEBACKER - REDSHIRT JUNIOR
6-2 - 235
VALDOSTA, GA.
LOWNDES (MIAMI)



2023: Played in all 14 games and made three starts at outside linebacker (pass-rushing Dog position) ... Started three straight games against East Carolina, Wyoming and ULM ... Totaled 29 tackles, 2.5 tackles for loss, one sack and one forced fumble ... Had key forced fumble following a JMU safety to help set up an App State touchdown in the first half of the win against the Dukes ... Had a hand in sacks against Coastal Carolina and Southern Miss ... Season-high four tackles against Troy in the Sun Belt Championship Game.

Prior to App State: Member of Miami's program for two seasons, as he redshirted in 2021 and appeared in one game as a redshirt freshman in 2022 ... Contributed to a sack in the 2022 opener against Bethune-Cookman ... Listed as a defensive end in Miami's 4-3 scheme and projects as a "Dog" pass-rushing linebacker in App State's 3-4 scheme, with an ability to also contribute at defensive end.

High School: A consensus three-star prospect by 247Sports, ESPN and Rivals ... Ranked the No. 27 player at position and No. 42 player in Georgia by 247sports ... Rated the No. 44 outside linebacker and No. 39 player in Georgia by ESPN ... Listed as the No. 52 player in Georgia by Rivals ... Had 94 tackles, 29.0 tackles for loss and 14.5 sacks over his final two prep seasons ... Initially chose Miami over offers from Arkansas, Cincinnati, Florida State, Indiana, Mississippi State and South Carolina, among others.



MICHAEL DIPASQUALE 27

RUNNING BACK - REDSHIRT FRESHMAN
5-10 - 200
WAKE FOREST, N.C.
WAKE FOREST



2023: Did not appear in any games as a redshirting true freshman.

High School: Rushed for 2,716 yards and 55 touchdowns over his final three varsity seasons, with 1,312 yards and 25 rushing touchdowns as a senior for a 10-3 team ... Had 14 rushing touchdowns as a junior and 16 as a sophomore ... Had six 100-yard rushing games as a senior while averaging 6.3 yards per carry, highlighted by 170 yards against Wakefield and four touchdowns against Heritage ... Rushed 20 times for 200 yards against Rolesville as a junior.



MAX DRAG 80

TIGHT END - REDSHIRT FRESHMAN
6-4 - 245
CHAPIN, S.C.
CHAPIN



2023: Played in one game as a redshirting true freshman, making his debut at tight end in the Cure Bowl victory.

High School: Selected for South Carolina's North-South All-Star game ... As a senior, had 99 receiving yards to go with 35 tackles, including seven tackles for loss and three sacks ... Ranked a top-40 overall prospect in the state of South Carolina ... Rated a three-star prospect by 247Sports.




CAMERON ESTEP 19

QUARTERBACK - REDSHIRT FRESHMAN
6-0 - 195
CHARLOTTE, N.C.
CHARLOTTE CHRISTIAN



2023: Did not see game action as a redshirting true freshman.

High School: Two-time state champion and school record holder for TD passes ... Two-year varsity starter with 3,568 passing yards and 43 touchdowns at Charlotte Christian ... Threw for 2,418 yards with 32 TD passes to go along with 377 rushing yards and six scores as a senior for a 10-3 team ... Career-high five TDs with 275 yards on a perfect 9-for-9 passing vs. Harrells Christian in 2022 ... Had seven games with at least three TD passes as a senior.



CARTER EVERETT 47

KICKER - REDSHIRT SOPHOMORE
5-10 - 195
BOONE, N.C.
WATAUGA



2023: Did not appear in any games.

2022: Did not appear in any games as a true freshman.

High School: Local standout from Watauga High School in Boone ... Contributed as a kicker, punter, linebacker and running back for the Pioneers.



DERRELL FARRAR 33

INSIDE LINEBACKER - REDSHIRT SOPHOMORE
6-1 - 225
LOGANVILLE, GA.
GRAYSON



2023: Appeared in all 14 games, contributing at inside linebacker and on special teams ... Totaled 39 tackles, 2.5 tackles for loss and half a sack ... Season-high eight tackles in the win against ECU ... Contributed to a sack at ODU.

2022: Appeared in two games, playing inside linebacker against Robert Morris and Old Dominion.

High School: In first seven games of an abbreviated senior season, had 90 tackles, 10 tackles for loss and two sacks to rank among the top 20 tacklers in Georgia ... Helped lead Grayson to a 7-A state title during a perfect 14-0 season as a junior, posting 10 tackles in the championship game win against Collins Hill ... Finished that season with 63 tackles, 7.5 tackles for loss and two sacks ... Coached by Adam Carter at Grayson ... Three-star prospect in the 247Sports Composite rankings.



JORDAN FAVORS 7

SAFETY - REDSHIRT JUNIOR
5-11 - 195
GRIFFIN, GA.
GRIFFIN



2023: Third-team All-Sun Belt by The College Football Network and honorable mention from the league ... Played in all 14 games and made eight starts at strong safety ... Tied for the Sun Belt lead with four interceptions to go along with 37 tackles, eight pass breakups, 2.5 tackles for loss, one blocked kick and one forced fumble ... Started the first six games, plus late-season games against JMU and Troy (Sun Belt Championship Game) ... Had two fourth-quarter interceptions against Marshall, plus one interception apiece against East Carolina and Georgia Southern ... Six stops apiece against ULM and Georgia Southern ... In the second half of a 41-40 comeback win at ULM, blocked an extra point before breaking up a two-point pass and also forcing a fumble ... Big hit stopped a two-point conversion try in double-over-time loss at UNC.

2022: Appeared in nine games, contributing at strong safety and on special teams ... Made three tackles (all solo), with one apiece against The Citadel, Robert Morris and ODU.



2021: Redshirted as a true freshman.

High School: 5A Region 2 Athlete of the Year at Griffin returned an interception for a touchdown, forced two fumbles, had 6.0 tackles for loss, recorded 2.0 sacks and made 53 tackles during a senior season in which he excelled at several positions for the Bears ... Also averaged 8.2 yards per carry while rushing for 616 yards (with five touchdowns) and totaled 547 kickoff return yards with two scores in 2020 ... Had kickoff returns of 93, 84 and 83 yards as a senior ... As a junior, picked off three passes, made 43 tackles, added 402 kickoff return yards and scored twice while rushing for 128 yards on 30 attempts ... Coached by Kareem Reid at Griffin, which went 11-2 in 2019 and 7-5 in 2020 ... Rated a three-star prospect by 247Sports.com.

FAVORS' CAREER STATISTICS

Year	GP/GS	Solo	Asst.	Total	TFL/Yds	Sack/Yds	INT	PBU	FR/FF
2021					- DNP -				
2022	9/0	3	0	3	0/0	0/0	0	0	0/0
2023	14/8	24	13	37	2.5/6	0/0	4	8	0/1
Totals	23/8	27	13	40	2.5/6	0/0	4	8	0/1



MICHAEL FLETCHER 5

DEFENSIVE END - SIXTH-YEAR REDSHIRT SENIOR
6-6 - 275
FLINT, MICH.
CARMAN-AINSWORTH (MICHIGAN STATE)



2023: Appeared in the first 13 games at defensive end before missing the bowl game with an injury ... Finished the season with 4.5 sacks, 21 tackles and one fumble recovery ... Credited with 18 QB hurries by PFF College ... Had 3.5 sacks in the first three games after one opening-day starter suffered a season-ending injury in the ninth game ... Began that streak with half a sack at Georgia State, then had two sacks in the road win against James Madison and another sack in the home finale against Georgia Southern ... Also had a late sack in the narrow loss at North Carolina ... Recovered a fumble against Southern Miss ... Season-high three tackles apiece against UNC and ODU ... Enrolled in January.

Prior to App State: Member of Michigan State's program for four seasons, with three sacks (including two in one game against Ohio State), four tackles for loss and 31 stops in 22 career games (three starts) from 2019-22 ... As a redshirt sophomore in 2022, had 13 tackles in eight games, contributing to a tackle for loss against Ohio State and blocking a kick against Indiana ... Season-high four tackles at Michigan with multiple stops in four more Big Ten games ... Played in one game as a redshirting true freshman in 2019 and had three sacks while playing in all seven games during a 2020 season that did not count against his eligibility ... Played in six games during the 2021 season.

High School: Ranked the No. 1 high school defensive end prospect in the state of Michigan by 247Sports and ESPN.com ... Rated one of the top defensive ends in the nation by 247Sports (No. 25) and Rivals.com (No. 46) ... Two-time MLive Flint Dream Team selection ... First-team all-state selection (Division 1-2) as a junior ... Also a standout basketball player, leading Carman-Ainsworth to three straight Saginaw Valley League Championships.




ZYEIR GAMBLE 28

SAFETY - REDSHIRT FRESHMAN
5-10 - 190
SUMTER, S.C.
SUMTER



2023: Did not see game action as a redshirting true freshman.

High School: As a senior safety for an 11-2 team that reached the Class 5-A semifinals, recorded 71 tackles, 5.5 tackles for loss, five interceptions, two forced fumbles, two fumble recoveries and two blocked kicks ... All-state selection and Shrine Bowl of the Carolinas pick as a senior ... Totaled a school-record 18 interceptions with 354 return yards in his prep career, including nine interceptions with 209 return yards as a junior ... Defended 15 passes as a junior and 23 over his final two seasons ... Also totaled 179 tackles, 15.0 tackles for loss, five fumble recoveries and three forced fumbles as a prep standout ... Had a three-interception game as a junior ... Totaled more than 1,000 all-purpose yards with 14 TDs as a junior and nearly 900 yards with five TDs as a senior ... Played for coach Mark Barnes at Sumter, helping the program go 39-6 during his four years there ... Rated a three-star prospect by 247Sports.



JAKE GANOE 53


OFFENSIVE LINEMAN - REDSHIRT SOPHOMORE
6-2 - 290
CARY, N.C.
PANTHER CREEK



2023: Did not appear in any games.

2022: Did not appear in any games as a true freshman.

High School: Standout lineman for Panther Creek High School in Cary ... Had 108 tackles, 30.0 tackles for loss, 16 sacks and four fumble recoveries as a senior ... Helped Panther Creek go 10-4 overall with three playoff victories.



THORNTON GENTRY 70

OFFENSIVE LINEMAN - REDSHIRT JUNIOR
6-4 - 305
CHAPIN, S.C.
CHAPIN (NC STATE)



2023: Appeared in all 14 games and made nine starts on the offensive line ... Started the last nine games at left tackle after spending time at offensive guard earlier in the season ... Key figure for a balanced App State offense that led the Sun Belt during the regular season with only 15 sacks allowed and finished with the fourth-best rushing attack in the league.

Prior to App State: Member of NC State's program for two seasons, having redshirted in 2021 and appeared in one game (against Charleston Southern) as an offensive guard in 2022 ... Early enrollee in spring of 2021 at NC State.

High School: Played offensive tackle at Chapin High School for his father, Justin ... Named to the 2020 Shrine Bowl of the Carolinas after helping lead his team to a 6-2 record ... Four-year starter finished prep career with 115 pancake blocks ... Named to the SCFCA 5-A all-state team and was the Region 5-A Lineman of the Year ... Served as a team captain at Chapin ... As a junior, named to the SCFCA 5-A all-state team and the Region 5-A all-region team ... Named to the National Honors Society in both 2019 and 2020 ... Ranked as the No. 9 center nationally and the No. 8 player in the state of South Carolina (highest among offensive linemen) by 247Sports.com.



BRODRICK GOOCH 44


OUTSIDE LINEBACKER - REDSHIRT SOPHOMORE
6-0 - 220
CORNELIUS, N.C.
HOUGH



2023: Appeared in all 14 games, contributing on special teams and as an outside linebacker ... Had 23 tackles, 1.5 tackles for loss and one sack (against ECU for a 14-yard loss) ... Had four tackles apiece against Southern Miss, Georgia State and Georgia Southern.

2022: Appeared in one game as a true freshman, playing outside linebacker against Robert Morris ... Had one tackle, one pass breakup and one quarterback hurry in the fourth quarter.

High School: Emerged as a defensive threat at Hough, helping the Huskies go 14-1 and reach a 4-A state semifinal during his senior season ... Totaled 45 tackles and six tackles for loss as a senior ... Part of a dominant defense that allowed less than 20 points in all 14 wins, gave up single-digit points in eight wins and produced two shutouts ... Played for coach Matthew Jenkins at Hough.



CARTER GREENE 30

SAFETY - REDSHIRT SOPHOMORE
6-0 - 205
SHELBY, N.C.
CREST



2023: Did not appear in any games.

2022: Did not appear in any games.

High School: Had 69 tackles and three interceptions for a 10-3 team at Crest.



MEET THE MOUNTAINEERS



LUKE HALE

88

WIDE RECEIVER - REDSHIRT SOPHOMORE
6-3 - 190
ASHEVILLE, N.C.
A.C. REYNOLDS



2023: Did not appear in any games.

2022-23: Before also joining the football team during the 2023 fall camp, arrived at App State as a member of the track and field program ... Ran the 100 meters in 10.66 seconds and 200 meters in 21.61 seconds at the 2023 Sun Belt Championships.

High School: Multi-sport standout at A.C. Reynolds High ... Played on the varsity football team for three seasons, highlighted by a four-catch, 94-yard game with two touchdown receptions as a senior.



ANDRE HAMILTON

37

STAR - FIFTH-YEAR SENIOR
6-0 - 200
CONCORD, N.C.
JAY M. ROBINSON



2023: Appeared in all 14 games ... Contributing on special teams and as a safety, totaled eight tackles for the season and had a key forced fumble during a Georgia Southern kickoff return ... After falling behind 14-3, App State was within 14-10 when Hamilton's forced fumble led to a recovery at the 13-yard line and a go-ahead touchdown in the Mountaineers' win.

2022: Appeared in one game, playing safety against Robert Morris.

High School: Standout athlete at Jay M. Robinson High School, where he had 73 tackles, 7.0 tackles for loss and one interception as a senior defensive back, before attending Palmetto Prep Academy in South Carolina ... Also rushed 50 times for 256 yards with three touchdowns ... Had 14 tackles and 13 stops in back-to-back games against Statesville and Northwest Cabarrus ... Son of Tom and Jennifer Hamilton ... Born May 18, 2002.



KANEN HAMLETT

86


TIGHT END - REDSHIRT SOPHOMORE
6-4 - 245
MADISON, ALA.
MADISON ACADEMY



2023: Appeared in 13 games, contributing at tight end and on special teams after missing the season opener.

2022: Appeared in one game as a true freshman, playing against Robert Morris.

High School: As a standout tight end and linebacker, had two touchdown catches while blocking well for a run-oriented Madison Academy team that went 12-2 and reached the AHSAA 4-A state semifinals during his senior season ... Also averaged more than seven tackles per game and picked off four passes in his senior year ... All-region player as a junior ... Helped the Mustangs go 22-3 over his final two prep seasons ... Coached by Bob Godsey at Madison Academy ... Three-star prospect in the 247Sports Composite rankings.



BRENDAN HARRINGTON

8

OUTSIDE LINEBACKER - SIXTH-YEAR REDSHIRT SENIOR
6-1 - 230
PITTSBORO, N.C.
NORTHWOOD



Career: Appeared in 39 games (with 22 starts) ... Team captain in 2023 ... Has 101 career tackles, 12.0 tackles for loss, 4.0 sacks and four interceptions ... Has shown incredible toughness and perseverance after suffering season-ending injuries early in the 2022 season (opener vs. North Carolina) and the 2023 season (Game 2 vs. UNC).

2023: Team captain ... Started and appeared in the first two games before suffering a season-ending knee injury at UNC ... Returning from an abbreviated

2022 season, started the 2023 opener against Gardner-Webb and had four tackles (with one tackle for loss) before posting six tackles (including a sack and 1.5 tackles for loss) in the UNC game ... Remained a visible and vocal contributor as a de facto student assistant while rehabbing from a second straight season-ending injury.

2022: Played in one game, a start against UNC, and suffered a season-ending injury in the opener ... Had two tackles and contributed to a tackle for loss against the Tar Heels ... Preseason watch list for the East-West Shrine Bowl.

2021: Appeared in 13 games and made seven starts at outside linebacker ... Finished season with 31 tackles, 3.0 sacks, 5.0 tackles for loss, four pass breakups, six QB hurries and one forced fumble ... Started six of the first seven games (missing the Elon game with an injury) ... Had 1.5 sacks in the opening victory vs. East Carolina, half a sack against Marshall and one sack against Georgia Southern ... As a starter in the regular-season finale against Georgia Southern, had five tackles, 2.5 tackles for loss and the one sack ... Made a season-high six tackles and forced a fumble in the win against Marshall.

2020: Second-team All-Sun Belt from PFF and honorable mention All-Sun Belt from the league ... Based on a Wins Above Average metric from PFF College, named the fifth-most valuable defender in college football ... Ranked fourth on the team with 48 tackles and led the team with four interceptions, producing 95 return yards ... Added 4.0 tackles for loss, six pass breakups and four QB hurries ... Started all 12 games at one outside linebacker spot ... Gained 46 yards on an interception return in the opener against Charlotte and scored a touchdown on a 49-yard interception return at Texas State to give App State the lead for good late in the first quarter ... Also intercepted passes at ULM and at Georgia Southern ... Had career-high 11 tackles in the bowl win.

2019: Played in 11 games as a true freshman ... Made 10 tackles while contributing on several special teams units and as an outside linebacker.

High School: Had 64 tackles, 14 tackles for loss, five sacks and one interception as an all-conference linebacker during his senior season at Northwood ... Also a key contributor at running back, had 840 rushing yards with 16 TDs and 322 receiving yards with two TDs in eight games offensively ... Three-time all-conference pick as well as a two-time all-region pick from the News & Observer and a two-time team captain ... Honor roll student who was a four-year starter in football while also playing basketball and running track ... A president of Northwood's chapter of My Brother's Keeper, a program that focuses on academic achievement for minority students ... Coached at Northwood by his uncle, Brian Harrington ... Had four INTs, including two TD returns, during a junior season in which he totaled 949 all-purpose yards ... Also an all-conference defensive back as a sophomore, when he scored on one of his four INTs and also had a punt return for a TD ... Intercepted two passes as a freshman ... Considered a three-star recruit by the 247Sports composite rankings.

B. HARRINGTON'S CAREER STATISTICS

Year	GP/GS	Solo	Asst.	Total	TFL/Yds	Sack/Yds	INT	PBU	QBH	FR/FF
2019	11/0	7	3	10	0.0/0	0.0/0	0	0	0	0/0
2020	12/12	25	23	48	4.0/8	0.0/0	4	6	4	0/0
2021	13/7	19	12	31	5.0/23	3.0/17	0	4	6	0/1
2022	1/1	0	2	2	0.5/1	0.0/0	0	0	0	0/0
2023	2/2	7	3	10	2.5/8	1.0/5	0	0	1	0/0
Totals	39/22	58	43	101	12.0/40	4.0/22	4	10	11	0/1

B. HARRINGTON GAME-BY-GAME

2019	S-A-T	TFL	Sacks	QBH	PBU	Int-Yds	FF	FR
ETSU	0-1-1	0.0	0.0	0	0	0	0	0
Charlotte	1-1-2	0.0	0.0	0	0	0	0	0
at UNC	0-0-0	0.0	0.0	0	0	0	0	0
Coastal Carolina	0-0-0	0.0	0.0	0	0	0	0	0
at Louisiana	2-0-2	0.0	0.0	0	0	0	0	0
ULM	1-0-1	0.0	0.0	0	0	0	0	0
at So. Alabama	2-0-2	0.0	0.0	0	0	0	0	0
Ga. Southern	0-0-0	0.0	0.0	0	0	0	0	0
at South Carolina				- DNP -				
at Georgia State	0-0-0	0.0	0.0	0	0	0	0	0
Texas State				- DNP -				
at Troy	0-0-0	0.0	0.0	0	0	0	0	0
Louisiana (SBC)				- DNP -				
vs. UAB	1-1-2	0.0	0.0	0	0	0	0	0

2020	S-A-T	TFL	Sacks	QBH	PBU	Int-Yds	FF	FR
Charlotte	2-2-4	1.5	0.0	0	0	1-46	0	0
at Marshall	1-5-6	0.0	0.0	0	0	0	0	0
Campbell	3-2-5	0.0	0.0	0	0	0	0	0
Arkansas State	2-2-4	0.5	0.0	0	0	0	0	0
at ULM	2-0-2	0.0	0.0	0	0	1-0	0	0
at Texas State	1-0-1	0.0	0.0	0	0	1-49	0	0
Georgia State	1-0-1	0.0	0.0	0	0	0	0	0
at Co. Carolina	0-2-2	0.5	0.0	0	0	0	0	0
Troy	2-1-3	0.5	0.0	0	0	0	0	0
Louisiana	3-3-6	0.0	0.0	0	0	0	0	0
at Ga. Southern	2-1-3	1.0	0.0	0	0	1-0	0	0
vs. North Texas	6-5-11	0.0	0.0	0	0	0	0	0



MEET THE MOUNTAINEERS

2021	S-A-T	TFL	Sacks	QBH	PBU	Int-Yds	FF	FR
East Carolina	3-1-4	1.5	1.5	0	0	0	0	0
at Miami (FL)	2-0-2	0.0	0.0	2	0	0	0	0
Elon				- DNP -				
Marshall	4-2-6	0.5	0.5	0	0	0	0	0
at Georgia St.	2-1-3	3.0	0.0	0	0	0	0	0
at Louisiana	1-2-3	0.0	0.0	0	0	0	0	0
Coastal Carolina	0-1-1	0.0	0.0	1	1	0	0	0
ULM	1-0-1	0.0	0.0	0	0	0	0	0
at Arkansas State	1-1-2	0.0	0.0	0	1	0	0	0
South Alabama	1-1-2	0.5	0.0	2	0	0	0	0
at Troy	0-0-0	0.0	0.0	0	0	0	0	0
Ga. Southern	3-2-5	2.5	1.0	1	2	0	0	0
at Louisiana (SBC)	0-0-0	0.0	0.0	0	0	0	0	0
WKU	1-1-2	0.0	0.0	0	0	0	0	0

2022	S-A-T	TFL	Sacks	QBH	PBU	Int-Yds	FF	FR
North Carolina	0-2-2	0.5	0	0	0	0	0	0

2023	S-A-T	TFL	Sacks	QBH	PBU	Int-Yds	FF	FR
Gardner-Webb	3-1-4	1.0	0.0	0	0	0	0	0
at UNC	4-2-6	1.5	1.0	1	0	0	0	0




CAHARI HAYNES **24**

OUTSIDE LINEBACKER - REDSHIRT FRESHMAN
6-1 - 220
SHELBY, N.C.
BURNS



2023: Appeared in four games as a redshirting true freshman ... Saw the field against ULM, Coastal Carolina, ODU and Georgia Southern ... Had one tackle apiece against ULM and Coastal ... Early enrollee.

High School: Had 92 tackles, 13 tackles for loss, two sacks, two fumble recoveries, two forced fumbles and four pass breakups for a 13-2 team that reached the state semifinals during his senior year ... Selected to the Shrine Bowl of the Carolinas ... Named Defensive Player of the Year in the South Piedmont Conference ... Over four varsity seasons, totaled 324 tackles with 41 tackles for loss, 12 sacks, six forced fumbles and five fumble recoveries ... Recorded 101 tackles, 18 tackles for loss, six sacks and three blocked field goals as a junior ... Helped lead the Bulldogs to a 33-9 record over his final three seasons ... Rated a three-star prospect by 247Sports.



MAQUEL HAYWOOD **28**

RUNNING BACK - SENIOR
5-8 - 195
WAKE FOREST, N.C.
WAKE FOREST (NAVY)



2023: Appeared in 13 games ... Rushed 60 times for 318 yards and two touchdowns ... Closed out regular season with a 27-yard touchdown run against Georgia Southern and also scored a touchdown in the win against Southern Miss ... Had a season-high 61 rushing yards against Georgia Southern, one of six games with at least 40 rushing yards ... Following a teammate's injury, returned two kickoffs for 30 yards in the rain-drenched Cure Bowl win ... Enrolled in January.

Prior to App State: North Carolina native played running back for Navy during the 2021 and 2022 seasons ... Over 20 games, totaled 1,334 all-purpose yards with three touchdowns, including 916 all-purpose yards as a sophomore in 2022 ... Rushed for 473 yards on 73 carries (6.5 average) in 12 games during the 2022 season, when he also returned 17 kickoffs for 306 yards and caught eight passes for 137 yards and two touchdowns ... Scored on touchdown receptions of 20 yards against Notre Dame and 25 yards in overtime against Army and had a long run of 44 yards at SMU ... Career-high 95 rushing yards (on eight attempts) against SMU in addition to 67 yards against ECU and 54 yards (on eight rushes) against Memphis ... Ranked ninth in the AAC with 18 runs of 10-plus yards (or on 24.6 percent of his carries) ... In eight games as a freshman, had a 98-yard kickoff return for a touchdown against East Carolina en route to 372 yards on 12 kickoff returns (31.0 yards per return) ... Had a 48-yard return against Cincinnati, with returns of 35-plus yards against SMU and Tulsa ... In 2021, also had nine rushing attempts, one reception and five tackles.

High School: At Wake Forest High School outside of Raleigh, scored 33 touchdowns and rushed for more than 2,000 yards, including 1,222 as a junior and 809 during an injury-shortened senior year ... Helped Wake Forest win state titles in 2017 and 2018 ... After graduating from Wake Forest in 2020, attended the Naval Academy Prep School during the 2020-21 year ... First name is pronounced Muh-KEL.

HAYWOOD'S CAREER STATISTICS

Year	GP/GS	Rush	Yards	TD	Long	Avg.
2021 (Navy)	8/1	9	22	0	7	2.4
2022 (Navy)	12/6	73	473	0	44	6.5
2023	12/0	60	318	2	31	5.3
Total	31/7	142	813	2	44	5.7

HAYWOOD GAME-BY-GAME

2021 (Navy)	Rush	Yards	TD	Long
at Notre Dame	1	3	0	3
at Temple	4	10	0	7
Army	4	9	0	6

2022 (Navy)	Rush	Yards	TD	Long
Campbell	2	10	0	6
Delaware	6	28	0	12
Memphis	8	54	0	17
at East Carolina	13	67	0	17
at Air Force	8	32	0	12
Tulsa	6	22	0	6
at SMU	8	95	0	44
Houston	5	51	0	23
Temple	7	45	0	9
at Cincinnati	2	12	0	12
Notre Dame	3	9	0	7
at UCF	3	36	0	18
vs Army West Point	4	22	0	13

2023	Rush	Yards	TD	Long
Gardner-Webb	11	45	0	9
at North Carolina	10	42	0	10
East Carolina	5	0	0	3
at Wyoming	8	31	0	8
Coastal Carolina	6	41	0	20
at ODU	1	2	0	2
Southern Miss	3	11	1	8
Marshall	5	42	0	18
at Georgia State	4	45	0	31
at JMU	1	-2	0	0
Ga. Southern	6	61	1	27
Troy		- DNP -		
Miami (Ohio)	0	0	0	0



DAVID HERNANDEZ **16**

QUARTERBACK - SIXTH-YEAR REDSHIRT SENIOR
6-0 - 210
CHARLOTTE, N.C.
BERRY ACADEMY



2023: Served as backup quarterback for most of season and made two late-game appearances ... Made first career appearance late in win at Georgia State (seven snaps) and also closed out the home win against Georgia Southern (two snaps).

2022: Did not appear in any games ... Reserve quarterback and signal-caller as a program newcomer in 2022 ... Officially joined the football program in the 2022 spring after being a non-football-playing student at App State since his enrollment in the fall of 2019 ... COVID had an impact on walk-on tryouts early in Hernandez's time at App State, but he joined the team after participating in a walk-on tryout prior to the 2022 spring.

High School: Played quarterback at Berry Academy in Charlotte ... Graduated high school in 2019 ... Limited to 10 games over his final two prep seasons because of season-ending, upper-body injuries as a junior and senior.



JASON HERTZ **98**

NOSE - REDSHIRT FRESHMAN
6-4 - 295
INDIAN TRAIL, N.C.
PORTER RIDGE



2023: Appeared in three games at nose tackle, seeing the field against Georgia State, Georgia Southern and Miami (Ohio) in the Cure Bowl ... Had one tackle against Georgia State.

High School: Totaled 7.0 sacks as a varsity standout for Porter Ridge ... As a senior, totaled 3.5 sacks, 5.0 tackles for loss and 20 QB hurries for a 7-4 squad ... Also contributed on the offensive line and was named first-team all-conference on the offensive side of the ball ... Two-time AP Scholar with Honors ... Received Porter Ridge's Principal's Award with a 4.4 GPA.



MEET THE MOUNTAINEERS



MICHAEL HETZEL 12

WIDE RECEIVER - FIFTH-YEAR REDSHIRT JUNIOR
5-11 - 195
CHARLOTTE, N.C.
ARDREY KELL



2023: Played in all 14 games ... Caught 12 passes for 108 yards and one touchdown — his first career score on a 16-yard reception before halftime in the win against Marshall ... Academic All-District selection ... Had career highs of four catches for 46 yards in the Marshall victory ... Had catches in six games.

2022: Appeared in all 12 games ... Contributed on special teams and at slot receiver, making five catches for 71 yards ... Made a diving, one-handed catch for 22 yards against The Citadel to set up a touchdown as part of a two-catch, 44-yard game ... Opened season with 20-yard reception against North Carolina ... Also had catches against JMU and Georgia Southern ... Was on the field to help block near the goalline on the Hail Mary touchdown against Troy.

2021: Did not see game action.

2020: Did not see game action as a true freshman.

High School: Helped Ardrey Kell in Charlotte go a program-best 11-2 in 2019 ... Over final three prep seasons, caught 131 passes for 1,819 yards and 16 touchdowns ... Rushed for 432 yards and averaged 6.4 yards per carry over his final two seasons ... As an Ardrey Kell senior, caught 49 passes for 726 yards with nine touchdowns and averaged 6.1 yards per carry on 29 rushes ... Had a pair of two-TD games as a receiver, as he caught five passes for 80 yards against Independence and eight passes for 86 yards against Olympic ... Had a season-high 91 receiving yards against Marvin Ridge ... Had 57 catches for 840 yards and six TDs as a junior, going over 100 yards four times ... Had 139 yards on 10 catches against Myers Park and 136 yards on seven catches against Marvin Ridge ... Followed his senior season with an appearance in the Queen City Bowl and threw a trick-play touchdown pass ... Played for head coach Greg Jachym as a senior.

HETZEL'S CAREER STATISTICS

Year	GP/GS	Rec	Yds	TD	Long	Avg.
2020			— DNP —			
2021			— DNP —			
2022	12/0	5	71	0	22	14.2
2023	14/0	12	108	1	22	9.0
Totals	26/0	17	179	1	22	10.5



SANTANA HOPPER 29

DEFENSIVE END - REDSHIRT SOPHOMORE
6-2 - 265
SHELBY, N.C.
SHELBY



2023: Second-team freshman All-American from College Football News and All-Sun Belt honorable mention ... Appeared in all 14 games, starting the final six games as an undersized but explosive defensive tackle after contributing earlier in the year at defensive end ... Totaled 34 tackles, 7.5 tackles for loss, 3.5 sacks and one fumble recovery ... Had four-game stretch midway through season that included 5.5 tackles for loss, including 1.5 sacks at ODU ... Also had sack in the Sun Belt title game and the Cure Bowl victory ... Added a fumble recovery in the 13-9 bowl win ... Recorded two tackles for loss against Marshall ... Credited with 19 quarterback pressures by PFF ... Season-high five tackles in the win against Southern Miss.

2022: Appeared in two games, playing defensive end against Robert Morris and Old Dominion ... Made first career tackle against Robert Morris.

High School: Helped lead Shelby to two state titles and a 35-5 record over his final three seasons ... As a senior in 13 games for a 15-1 state championship team, totaled 84 tackles, 14.5 sacks, 38 tackles for loss, three blocked punts and two forced fumbles ... In last three years at Shelby, totaled 176 tackles, 24.5 sacks and 73 tackles for loss over 34 games ... Had nine tackles, one sack and three tackles for loss in a state championship game win against Wallace-Rose Hill in 2021 ... Multiple tackles for loss in 12 of 13 games, with a single-game high of 5.0 ... Played for coach Mike Wilbanks to close career at Shelby ... Three-star prospect in the 247Sports Composite rankings and a top-20 overall prospect in the state of North Carolina.

HOPPER'S CAREER STATISTICS

Year	GP/GS	Solo	Asst.	Total	TFL/Yds	Sack/Yds	INT	FR	FF
2022	2/0	1	0	1	0/0	0/0	0	0	0
2023	14/6	15	19	34	7.5/36	3.5/24	0	1	0
Totals	16/6	16	19	35	7.5/36	3.5/25	0	1	0



CHRISTAN HORN 13

WIDE RECEIVER - FIFTH-YEAR SENIOR
6-2 - 190
COLUMBIA, S.C.
WESTWOOD



Career entering 2024: Played in 48 games (with 26 career starts) ... Has 77 catches for 1,291 yards with 10 TDs ... Three games with 100 yards (165 vs. Southern Miss in 2023, 124 vs. ULM in 2023 and 132 vs. The Citadel in 2022).

2023: Appeared in all 14 games and started 13 at wide receiver ... Team captain ... Ranked second on the team with 36 catches for 566 yards (15.7 yards per catch) and six touchdowns ... Career-high 165 yards and two touchdowns on eight catches against Southern Miss, including fourth-quarter touchdowns of 49 yards and 21 yards (in the closing seconds) as App State scored the final 21 points in a 48-38 victory ... Against ULM, caught six passes for 124 yards and two touchdowns, with scores from 52 and 22 yards ... Also scored against Gardner-Webb and Georgia Southern ... Due to injury, didn't start against Marshall.

2022: Started all 12 games ... Team-best 600 receiving yards on 33 catches for an 18.18 average that ranked No. 3 in the Sun Belt ... Eighth-highest season average for yard per catch in school history and No. 4 among receivers with at least 30 catches ... One of four touchdown catches was a 53-yard Hail Mary as time expired in a win against Troy, as Horn made a circling grab of a tipped ball at the 8 and ran into the front-right corner of the end zone for Miracle on the Mountain: Part 2 ... Hail Mary grab capped a five-catch, 98-yard game ... Scored first career touchdown on a 31-yard reception against UNC ... Had 132 yards on three catches vs. The Citadel, with an 80-yard touchdown ... Had six catches for 83 yards at Texas State ... Had six catches of 30-plus yards on the season.

2021: Appeared in all 14 games ... Made five catches for 46 yards, with a long of 16 yards in the Boca Raton Bowl ... Had two catches in the opener against ECU.

2020: Played in eight games and made one start as a true freshman ... Finished season with three catches for 79 yards ... Made first career start in the Sun Belt opener against Arkansas State and had two catches for 25 yards ... Had a season-long gain of 54 yards on a catch against Troy.

High School: Limited to four games as a senior due to injury, had 37 catches for 540 yards and four touchdowns on an 8-4 team ... Played receiver and quarterback in high school.

HORN'S CAREER STATISTICS

Year	GP/GS	Rec	Yds	TD	Long	Avg.
2020	8/1	3	79	0	54	26.3
2021	14/0	5	46	0	16	9.2
2022	12/12	33	600	4	80	18.2
2023	14/13	36	566	6	52	15.7
Totals	48/26	77	1291	10	80	16.8

HORN GAME-BY-GAME

2020	Rec.	Yds	TDs	Long
Arkansas State	2	25	0	19
Troy	1	54	0	54

2021	Rec.	Yds	TDs	Long
East Carolina	2	7	0	10
at Miami (FL)	1	9	0	9
at Louisiana	1	14	0	14
WKU	1	16	0	16

2022	Rec.	Yds	TDs	Long
North Carolina	3	59	1	31
at Texas A&M	2	12	0	9
Troy	5	98	1	53
James Madison	1	23	0	23
The Citadel	3	132	2	80
at Texas St.	6	83	0	24
Georgia St.	1	7	0	7
Robert Morris	0	0	0	0
at Coastal Carolina	4	57	0	23
at Marshall	4	66	0	33
Old Dominion	2	8	0	5
at Georgia Southern	2	55	0	45

2023	Rec.	Yds	TD	Long
Gardner-Webb	4	50	1	24
at North Carolina	2	9	0	10
East Carolina	2	24	0	16
at Wyoming	1	11	0	11
at ULM	6	124	2	52
Coastal Carolina	1	13	0	13
at ODU	3	60	0	28
Southern Miss	8	165	2	49
Marshall	0	0	0	0
at Georgia State	0	0	0	0
at JMU	0	0	0	0
Ga. Southern	2	46	1	41
Troy	5	42	0	23
Miami (Ohio)	2	22	0	13



MICHAEL HUGHES **99**

KICKER - SENIOR
6-3 - 190
CHARLESTON, W.VA.
GEORGE WASHINGTON



Career entering 2024: Second-team All-American and FBS Special Teamer of the Year (for kicking and kickoffs) by the College Football Network in 2023 ... After kicking off as a true freshman in 2021, totaled 188 points in 2022-23 by going 28-for-34 on field goals (82.4 percent) and 104-for-104 on extra points ... In 41-40 win at ULM, 54-yard field goal to erase a two-point deficit as time expired was the longest game-winning field goal to end an App State victory in program history ... Provided tiebreaking points in 17-14 win at No. 6 Texas A&M in 2022 with his first career field goal ... Had his jersey displayed in the College Football Hall of Fame later that season ... In three seasons kicking off, has 98 touchbacks along with directional kicks that were effective in forcing opposing teams to start drives inside their 25.

2023: Named a second-team All-American and the FBS Special Teamer of the Year (for kicking and kickoffs) by the College Football Network ... Second-team All-Sun Belt from the league ... In 14 games, totaled 111 points by going 19-for-22 on field goals and 54-for-54 on extra points ... Ended season with 11 consecutive made field goals, and had hit seven in a row prior to one being blocked at Wyoming ... Key performer in the 13-9 victory against Miami (Ohio) in the Cure Bowl with two made field goals in a driving rainstorm ... Made every attempt inside 43 yards and both attempts of 50-plus yards, including a game-winning 54-yarder as time expired to erase a two-point deficit in a 41-40 road win at ULM ... Tied a career high with four made field goals at Wyoming ... Made two field goals in the double-overtime loss at No. 17 UNC, two in the overtime win at No. 18 JMU and two in the rivalry win against Georgia Southern ... Game-ending kick at ULM was the longest game-winning field goal to end an App State victory in program history ... The 54-yard kick tied for the third-longest field goal in program history and was the longest App State field goal since 2000.

2022: Handled kicks and kickoffs in all 12 games ... Made 9 of 12 field goals and was a perfect 50 of 50 on PATs for a total of 77 points ... Made first career field goal in the fourth quarter at Texas A&M – a tiebreaking kick from 29 in the 17-14 win – and had his jersey displayed in the College Football Hall of Fame ... One of 14 kickers nationally to attempt at least 50 extra points with no misses ... Sent 32 of 72 kickoffs for a touchback ... Sun Belt's ninth-leading scorer with 6.42 points per game ... Went 2 of 2 on field goals, including a career-long 40-yarder, in the win over ODU ... Made career-high four FGs at Georgia Southern (tied for second-most in school history, behind six from Drew Stewart in 2011).

2021: Appeared in all 14 games and handled kickoffs as a true freshman ... Helped App State turn a 14-0 deficit into a 14-14 tie in a 30-27 win against No. 14 Coastal Carolina by drilling a short, line-drive inside kick toward the right sideline after App State's first touchdown, with teammate Milan Tucker making a diving, one-hop catch to help set up the Mountaineers' second score ... Kicked off 95 times with 32 touchbacks, an average of 60.1 yards per kick and an average starting field position of the 26-yard line – App State's offense had an average starting field position of the 31 with the opponents delivering only 18 touchbacks on 69 kickoffs ... Ranked second in the Sun Belt with his 32 touchbacks and fourth in the Sun Belt in average kickoff distance ... App State ranked 24th nationally in kickoff efficiency.

High School: Ranked the No. 1 Class of 2021 kicker in the state of West Virginia and the No. 13 kicker in the nation by 247Sports.com ... Finished career with 13 made field goals and 118 extra points ... As a senior, made a long field goal of 47 yards against Woodrow Wilson, had touchbacks on 21 of 25 kickoffs, converted all 18 extra points and had six punts downed inside the 20 ... First-team 3-A all-state selection as a senior and junior (as a punter) ... All-Mountain State Athletic Conference and All-Kanawha Valley recognition from the Charleston Gazette-Mail as a senior ... Mid-Ohio Valley High School Football Awards Outstanding Kicker nominee for players in both West Virginia and Ohio ... Attends George Washington High School, the alma mater of App State head coach and former long snapper Shawn Clark ... As a junior, made four field goals, converted 33 of 34 extra points and had 20 touchbacks ... As a sophomore, made four field goals, converted 41 of 43 extra points and had a game-winning field goal as time expired in a 39-36 win against Riverside ... Coached by Steve Edwards at George Washington ... Rated a three-star prospect by 247Sports.com.

HUGHES' CAREER STATISTICS

Year	GP	FGM/FGA	Long	Pct.	PAT	Points
2021	14	0/0	N/A	N/A	0/0	0
2022	12	9/12	40	75.0	50/50	77
2023	14	19/22	54	86.4	54/54	111
Totals	40	28/34	54	82.4	104/104	188

HUGHES GAME-BY-GAME

2022	FGM	FGA	Long	XPA	XPM
North Carolina	0	1	0	7	7
at Texas A&M	1	2	29	2	2
Troy	1	1	23	3	3

James Madison	0	0	0	4	4
The Citadel	0	0	0	7	7
at Texas St.	1	1	30	1	1
Georgia St.	0	0	0	6	6
Robert Morris	0	0	0	6	6
at Coastal Carolina	0	0	0	4	4
at Marshall	0	0	0	3	3
Old Dominion	2	2	40	3	3
at Georgia Southern	4	5	37	4	4

2023	FGM	FGA	Long	XPA	XPM
Gardner-Webb	1	2	43	6	6
at North Carolina	2	3	46	4	4
East Carolina	1	1	36	4	4
at Wyoming	4	5	50	1	1
at ULM	2	2	54	5	5
Coastal Carolina	1	1	29	3	3
at ODU	0	0	0	3	3
Southern Miss	0	0	0	6	6
Marshall	1	1	32	4	4
at Georgia State	0	0	0	6	6
at JMU	2	2	30	2	2
Ga. Southern	2	2	28	7	7
Troy	1	1	41	2	2
Miami (Ohio)	2	2	29	1	1



MAKAI JACKSON **15**

WIDE RECEIVER - JUNIOR
6-0 - 200
CROYDON, PA.
HARRY S. TRUMAN (SAINT FRANCIS)



2023: Played in all 14 games and made first App State start in the bowl win against Miami (Ohio) ... Caught 27 passes for 418 yards and two touchdowns ... Scored on a 29-yard touchdown reception against Marshall and a 44-yard touchdown reception to open the second quarter at Georgia State ... Also had a 45-yard reception against Georgia State as part of a three-catch, 98-yard performance ... Had a 67-yard reception against Coastal Carolina to set up a score ... Totaled five catches of at least 25 yards ... Caught three passes for 35 yards as a starter in a driving rainstorm in the bowl victory ... Season-high five catches (for 49 yards) in the win at JMU ... Enrolled in January.

Prior to App State: In 2022, had 85 catches for 991 yards with nine touchdowns in 12 games as a college newcomer at Saint Francis in Pennsylvania, contributing to HERO Sports Freshman All-America recognition from a 9-3 team that went 7-0 in league play and reached the FCS playoffs ... Northeast Conference Rookie of the Year as well as a first-team all-league performer ... Had five 100-yard receiving games in 2022, highlighted by 11 catches for 117 yards against Wagner and eight catches for a season-high 123 yards against Richmond ... Totaled 1,125 all-purpose yards, including a 79-yard kickoff return for a touchdown.

High School: All-league standout at Harry S. Truman High School, where he played for coach Benjamin Johnson ... Three-sport athlete also played basketball and baseball.

JACKSON'S CAREER STATISTICS

Year	GP/GS	Rec	Yds	TD	Long	Avg.
2022 (SF)	12/9	85	991	9	45	11.7
2023 (App)	14/1	27	418	2	67	15.5
Totals	26/10	112	1,409	11	67	12.6

JACKSON GAME-BY-GAME

2023	Rec.	Yds	TDs	Long
Gardner-Webb	0	0	0	0
at North Carolina	2	10	0	7
East Carolina	2	43	0	28
at Wyoming	2	17	0	9
at ULM	1	4	0	4
Coastal Carolina	1	67	0	67
at Old Dominion	1	23	0	23
Southern Miss.	2	25	0	13
Marshall	1	29	1	29
at Georgia St.	3	98	1	45
at James Madison	5	49	0	16
Ga. Southern	2	6	0	6
at Troy	2	12	0	6
Miami (Ohio)	3	35	0	16



ETHAN JOHNSON 2

CORNERBACK - JUNIOR
5-11 - 195
HUNTERVILLE, N.C.
HOUGH



2023: All-Sun Belt second team by the league ... Started all 14 games at cornerback ... Finished season with 56 tackles (42 solo), one interception, 11 pass breakups (sixth-most in the Sun Belt) and four tackles for loss ... Made big interception, had two PBUs and allowed a completion percentage of just 35.7 while being targeted with 14 passes in the win at JMU to earn Sun Belt Defensive Player of the Week honors ... Led team and all Sun Belt defenders with 953 defensive snaps ... Season-high nine stops against Coastal Carolina ... Among 20 Sun Belt corners targeted with at least 50 passes, ranked sixth with a coverage grade of 76.4 by PFF and ninth with a completion percentage of 58.3.

2022: Appeared in nine games and made two starts at defensive back as a true freshman ... Started at corner in the finale against Georgia Southern and as one of three cornerbacks on the field to begin the Texas State game before leaving it with an early injury and missing the next three games ... Totaled 16 tackles (13 solo) and one pass breakup ... Season-high seven tackles at Georgia Southern (all solo) with one breakup and six catches allowed on 11 targets.

High School: Had three interceptions and 32 tackles as a senior for a Hough team that went 14-1 and reached a 4-A state semifinal ... Part of a dominant defense that allowed less than 20 points in all 14 wins, gave up single-digit points in eight wins and produced two shutouts ... Intercepted passes in wins against Myers Park, North Meck and Mallard Creek before posting a season-high six tackles in the state semifinal loss to Chambers ... Played for coach Matthew Jenkins at Hough as a senior.

E. JOHNSON'S CAREER STATISTICS

Year	GP/GS	Solo	Asst.	Total	TFL/Yds	Sack/Yds	INT	PBU	FR/FF
2022	9/2	13	3	16	0/0	0/0	0	1	0/0
2023	14/14	42	14	56	4.0/6	0/0	1	11	0/0
Totals	23/16	55	17	72	4.0/6	0/0	1	12	0/0



NATE JOHNSON 90

OUTSIDE LINEBACKER - SOPHOMORE
6-5 - 240
GAFFNEY, S.C.
GAFFNEY




2023: Freshman All-American from The Athletic (first team) and College Football News (second team) as well as a true freshman honoree from On3.com ... All-Sun Belt second team ... Appeared in all 14 games and made 10 starts (including the last nine games) at outside linebacker (Dog position) ... Totaled 43 tackles, 7.5 sacks, 8.5 tackles for loss and one forced fumble ... No. 2 nationally among freshmen and tied for No. 1 nationally among true freshmen with 7.5 sacks ... Credited with 37 quarterback pressures from PFF ... Had multiple sacks in road games against James Madison and Old Dominion ... Also produced sacks against East Carolina, Wyoming and ULM over three straight games and finished the regular season with half a sack against Georgia Southern ... Forced fumble in closing minutes of 13-9 bowl win with Miami (Ohio) in App State territory ... Early enrollee.

High School: As a senior, totaled 59 tackles, 26 tackles for loss and 9.5 sacks in 11 games for a team that went 9-4 and reached a Class 5-A state semifinal ... Selected to the Shrine Bowl of the Carolinas ... Class 5-A Upper State Defensive Player of the Year and an all-state selection from the South Carolina Football Coaches Association ... Spartanburg Herald-Journal Player of the Year ... Season-high 10 stops with four tackles for loss and two sacks in a 26-20 win against Spartanburg ... Played for head coach Dan Jones at Gaffney ... Rated a three-star prospect by 247Sports ... Rated the No. 6 overall prospect in South Carolina and a top-50 edge rusher in the country by On3.

N. JOHNSON'S CAREER STATISTICS

Year	GP/GS	Solo	Asst.	Total	TFL/Yds	Sack/Yds	INT	FR	FF
2023	14/10	21	22	43	8.5/66	7.5/65	0	0	1



CHRISTIAN JOHNSTONE 42

LONG SNAPPER - SIXTH-YEAR REDSHIRT SENIOR
6-3 - 250
LOGANVILLE, GA.
ARCHER



Career entering 2024: Snapped in all 40 games from 2019-21, then all 14 in 2023 for a career total of 54 games as the primary long snapper.

2023: Returning to action after missing 2022, long snapper in all 14 games ... Contributed to 111 points in the kicking game, including a game-winning, 54-yard field goal as time expired to erase a two-point deficit in a 41-40 road win at ULM, as well as 54 punts with no punt blocks.

2022: Did not appear in any games following preseason surgery.

2021: All-Sun Belt second team as a long snapper by Phil Steele ... Appeared in all 14 games ... Delivered snap on game-winning field goal as time expired in the 30-27 win vs. No. 14 Coastal Carolina ... Contributed to a record-breaking season in which Chandler Staton made 20 of 21 field goals and converted all 57 of his extra points ... Helped App State rank 16th nationally in overall special teams based on the Fremeau Efficiency Index (FEI) ... One tackle vs. Louisiana.

2020: Played all 12 games as App State's long snapper ... With no bad snaps, App State converted 13 field goals, made 51 extra points and had 37 punts without a block ... Preseason third-team All-Sun Belt from Phil Steele.

2019: Played all 14 games as a true freshman ... With no bad snaps, App State converted 11 field goals, 72 extra points and had 71 punts without a block.

High School: Excelled as a long snapper and center at Archer ... Ranked 10th nationally among long snappers in the Class of 2019 and was one of 18 long snappers to receive a five-star grade from Rubio Long Snapping ... Ranked as the No. 9 long snapper in the Class of 2019 by 247Sports ... Ranked 11th nationally by Kohl's ... Rated a two-star prospect by 247Sports.



MONTEZ KELLEY 95

DEFENSIVE END - FIFTH-YEAR SENIOR
6-5 - 275
CINCINNATI, OHIO
PURCELL MARIAN (TIFFIN)




2023: Appeared in 13 games, contributing at both defensive end and defensive tackle ... Totaled 20 tackles, three tackles for loss, two sacks and one fumble recovery ... Recorded a solo sack in the Cure Bowl victory against Miami (Ohio) for an 8-yard loss ... Had half a sack apiece against Wyoming and Georgia Southern ... Tied for fourth on the team with 16 quarterback pressures, according to PFF ... Had three tackles apiece against Georgia Southern and Troy in the Sun Belt title game.

Prior to App State: Played in 25 games for Division II Tiffin (Ohio) University in three seasons from 2020-22, with 6.5 sacks and 8.0 tackles for loss in 10 games as a 2022 sophomore ... Had a pair of multi-sack games and 27 total tackles for a team that went 6-2 in league play in 2022 ... Ranked among Division II's top 50 players at 0.65 sacks per game ... Played in 11 games and had 27 tackles for an 8-3 team in 2021 after appearing in four games during a 2020 season that didn't count against his eligibility.

High School: Named to the Southwest Ohio Football Coaches Association Ron Woyan East-West All-Star Game ... All-District Division V honoree.

KELLEY'S CAREER STATISTICS

Year	GP/GS	Solo	Asst.	Total	TFL/Yds	Sack/Yds	INT	FR	FF
2023	13/0	9	11	20	3.0/16	2.0/15	0	1	0



MITCHELL LAKE 49

PUNTER - SOPHOMORE
5-11 - 195
BRISBANE, AUSTRALIA
SAINT PETERS LUTHERAN



2023: Averaged 39.0 yards on 54 punts in 14 games as a freshman ... App State opponents totaled 63 yards on 13 punt returns (4.8 average) ... Had 20 punts inside the 20 and 20 punts that ended with fair-catches ... Had six punts of 50-plus yards, with a long of 57 ... Mountaineers held a four-point lead in the fourth quarter of the Cure Bowl when Lake unleashed a 53-yard punt to the 9-yard line in a driving rainstorm ... Punted three times for a 43.7-yard average - his highest game average of the season - in the Cure Bowl ... Early enrollee.

High School: Trained with Prokick Australia ... Two-star prospect by 247Sports.



DAVID LARKINS 85

TIGHT END - REDSHIRT JUNIOR
6-5 - 255
CINCINNATI, OHIO
ELDER



2023: Appeared in 11 games, making two starts at tight end ... Caught 13 passes for 99 yards with his first three career touchdowns ... After missing the first two games while recovering from a preseason injury, made season debut (and first career start) against East Carolina and scored a fourth-quarter touchdown from 6 yards out to close a three-catch, 31-yard performance in a 43-28 victory ... Followed ECU start with another start against Wyoming ... Also scored touchdowns in back-to-back Sun Belt games against Coastal Carolina (2-yard TD) and ODU (5-yard TD).

2022: Appeared in all 12 games, contributing at tight end and on special teams ... Had three catches for 30 yards ... Made first career catch, a 7-yard gain, in the win at Texas A&M ... Had one catch for 6 yards at Texas State and a 17-yard reception against Robert Morris ... Delivered key block on a catch-and-run touchdown against Robert Morris.

2021: Redshirted as a true freshman ... Appeared in two games, playing against ULM and Troy.

High School: All-Greater Catholic League as a senior thanks to his standout blocking and nine catches for 116 yards with one touchdown as a tight end/H-back ... Team captain as a senior ... Finished career with 24 consecutive starts and added two sacks (among 15 tackles) while contributing at defensive end ... Ranked the No. 4 Class of 2021 tight end in the state of Ohio by 247Sports.com ... As a junior in 2019, helped Elder go 12-3, win the Region 4 title and reach the OSHAA Division I state final ... Also played basketball at Elder, with averages of 8.7 points, 6.1 rebounds and a GCL-leading 1.7 blocks as a junior ... Played for coach Doug Ramsey at Elder ... Rated a three-star prospect by 247Sports.com.

LARKINS' CAREER STATISTICS

Year	GP/GS	Rec	Yds	TD	Long	Avg.
2021	2/0	0	0	0	0	0
2022	12/0	3	30	0	17	10.0
2023	11/2	13	99	3	23	7.6
Totals	25/2	16	129	3	23	8.1



REECE LARSON 21

WIDE RECEIVER - REDSHIRT SOPHOMORE
6-0 - 180
WELLINGTON, FLA.
WELLINGTON



2023: Appeared in three games, seeing the field at receiver against East Carolina, Marshall and Georgia Southern.

2022: Appeared in one game as a true freshman, playing vs. Robert Morris.

High School: Caught 25 passes for 450 yards and eight touchdowns while amassing 550 return yards with another three scores as a senior at Wellington High School ... Nominee for Palm Beach Post Offensive Player of the Year ... Also excelled in track and field as a sprinter in the 100 and 200 meters.



CHRIS LAWSON JR. 82

WIDE RECEIVER - REDSHIRT FRESHMAN
6-0 - 185
COLUMBIA, S.C.
RIDGE VIEW



2023: Did not appear in any games as a redshirting true freshman going through injury rehab ... Early enrollee.

High School: Had 40 receptions for 673 yards and five touchdowns as a junior ... Sidelined by an injury during his senior season ... Totaled 102 catches for 1,541 yards (15.1 yards per catch) and 11 touchdowns in high school ... Played for coach Derek Howard at Ridge View ... Ranked as a top-30 recruit in South Carolina ... Rated a three-star prospect by 247Sports.



ORLANDO LEON 52

OUTSIDE LINEBACKER - REDSHIRT SOPHOMORE
6-2 - 225
BOONE, N.C.
WATAUGA



2023: Did not appear in any games.

2022: Appeared in one game as a true freshman, playing against Robert Morris ... Had a hand in a turnover that was later overruled by a video review.

High School: Local standout from Watauga High School in Boone ... Had 29 tackles, 6.0 tackles for loss, two forced fumbles, one interception and two PBU's as a senior linebacker ... Also excelled at tight end, with 28 offensive touches leading to 530 yards and six touchdowns.



RANDY MARION III 49

INSIDE LINEBACKER - REDSHIRT FRESHMAN
6-0 - 210
MOORESVILLE, N.C.
IMG ACADEMY



2023: Did not appear in any games as a redshirting true freshman.

High School: Played the 2022 season at IMG Academy in Florida ... Had 76 tackles with 16 tackles for loss, 3.0 sacks, three fumble recoveries and one interception as a junior for the Cabarrus Warriors ... Marion's father, Randy Marion Jr., is an App State alum who ran track for the Mountaineers.



AHMANI MARSHALL 3

RUNNING BACK - FIFTH-YEAR SENIOR
6-2 - 225
WINSTON-SALEM, N.C.
EAST FORSYTH (WAKE FOREST)



2023: Appeared in all 14 games and registered at least one carry at running back in the first six Sun Belt games after being slowed early in the season while recovering from a preseason injury ... Had 20 rushes for 65 yards and two touchdowns ... Scored rushing touchdowns in league games against Coastal Carolina and Southern Miss ... Appeared in every game as a member of the kickoff return unit.

2022: Appeared in 11 of 12 games ... Tied for third on the team with 389 rushing yards on 76 attempts (5.1 average) with four touchdowns ... Scored 4-yard touchdown run early in the second quarter for App State's first points in a 17-14 win at Texas A&M ... Rushed 19 times for a season-high 137 yards and a 17-yard touchdown in the home finale against ODU ... Broke loose for a 37-yard touchdown run in the third quarter of the win at Georgia State but missed the next game against Robert Morris with an injury ... Had a 2-yard touchdown in the fourth quarter of a 91-yard outing (on 20 carries) against Georgia Southern ... Totaled 39 carries for 228 yards and two touchdowns over the final two games ... Finished Texas A&M game with 35 yards on 11 carries ... After Troy took late safety, returned squibbed kickoff 13 yards to set up Hail Mary touchdown pass ... Also delivered crushing block in pass protection during Hail Mary pass.

Wake Forest (2020-21): Official freshman season in 2021 featured 23 carries for 103 yards in 10 games ... Had season highs of six carries for 37 yards vs. Duke and also had four carries for 29 yards vs. Norfolk State ... Appeared in two games in 2020, gaining 18 yards on six carries, including four vs. Louisville.

High School: As an East Forsyth standout, invited to participate in the Shrine Bowl of the Carolinas ... Member of back-to-back state championship teams ... Rushed for 668 yards and eight touchdowns in five games during an abbreviated senior season ... Totaled 2,204 rushing yards and 30 touchdowns in his prep career ... Ran for 1,134 yards and 20 touchdowns as a junior ... All-area performer played for coach Todd Willert at East Forsyth ... Three-star prospect in the 247Sports Composite rankings coming out of high school.

MARSHALL'S CAREER STATISTICS

Year	GP/GS	Rush	Yards	TDs	Long	Avg.
2020 (WF)	2/0	6	18	0	8	3.0
2021 (WF)	10/0	23	103	0	16	4.5
2022	11/0	76	389	4	37	5.1
2023	14/0	20	65	2	11	3.3
Totals	37/0	125	575	6	37	4.6



MEET THE MOUNTAINEERS

MARSHALL GAME-BY-GAME

2020 (Wake Forest)	Rush	Yards	TD	Long
Campbell	2	10	0	6
at Louisville	4	8	0	8
2021 (Wake Forest)	Rush	Yards	TD	Long
Old Dominion	4	5	0	4
Norfolk State	4	29	0	16
Duke	6	37	0	14
at Clemson	3	15	0	6
at Boston College	3	10	0	7
Pittsburgh	3	7	0	5
2022 (App State)	Rush	Yards	TDs	Long
North Carolina	1	1	0	1
at Texas A&M	11	35	1	8
Troy	5	16	0	9
James Madison	8	40	0	24
The Citadel	3	12	0	8
at Texas St.	5	9	0	3
Georgia St.	4	48	1	37
at Coastal Carolina	0	0	0	0
at Marshall	0	0	0	0
Old Dominion	19	137	1	23
at Georgia Southern	20	91	1	19
2023 (App State)	Rush	Yards	TD	Long
at ULM	4	30	0	11
Coastal Carolina	5	15	1	8
at ODU	1	-2	0	-2
Southern Miss	4	9	1	8
Marshall	2	11	0	11
at Georgia State	4	2	0	7



CONNER MAYNARD 41

PUNTER - SIXTH-YEAR REDSHIRT SENIOR
6-3 - 200
MOORESVILLE, N.C.
HOUGH (MIAMI OF OHIO)



2023: Appeared in all 14 games as the holder on field goals (was also backup punter) ... Held for the game-winning, 54-yard field goal as time expired to erase a two-point deficit in a 41-40 road win at ULM ... Held on 19 successful field goals and 54 successful extra points for 111 points in the kicking game.

2022: Did not appear in any games as backup punter and holder.

Miami (OH): Was a member of the program at Miami (Ohio) from 2019-21.

Personal: Son of Brad and Karen Maynard ... Father, Brad, punted in the NFL from 1997-2011 with the New York Giants, Chicago Bears, Houston Texans and Cleveland Browns ... Brother, Cole, punted at North Carolina.



ISAIAH MCGUFFIN 46

INSIDE LINEBACKER - REDSHIRT FRESHMAN
6-0 - 220
WINSTON-SALEM, N.C.
OAK GROVE



2023: Did not appear in any games as a redshirting true freshman.

High School: Named Senior Athlete of the Year at Oak Grove while helping lead the football team to an unbeaten regular season and 11-1 overall record ... All-conference performer as a linebacker and running back ... Had 59 tackles on defense, plus 663 rushing yards with 14 touchdowns as a senior ... Third-place finisher at the state wrestling championships as a senior.



DYVON MCKINNEY 31

SAFETY - FIFTH-YEAR REDSHIRT JUNIOR
6-0 - 210
ASHEBORO, N.C.
ASHEBORO (MERCER)



2023: Did not appear in any games.

2022: Did not appear in any games.

Mercer (2020-21): Spent two seasons at Mercer, working at the "Joker" position on defense in 2020 and 2021 ... Appeared in eight games and had two tackles as a freshman before playing in three games in 2021 ... Appeared on offense in a 2021 win vs. Point, rushing three times for 25 yards in that 69-0 victory.

High School: Three-sport athlete at Asheboro High School, competing in football, lacrosse and track ... Named all-county and all-conference ... Earned all-county, all-region and all-conference honors for his time with the lacrosse and track teams.



RYAN MCKINNIS 43

INSIDE LINEBACKER - REDSHIRT FRESHMAN
6-2 - 225
BUFORD, GA.
BUFORD



2023: Did not appear in any games as a redshirting true freshman.

High School: As a senior, totaled 87 tackles, seven tackles for loss, six sacks, eight quarterback hurries and four forced fumbles for a team that went 11-1 ... All-Gwinnett County selection ... Played as a two-way threat for coach Bryant Appling and helped Buford win state titles during a 14-1 season in 2021 and 13-1 season the year before that ... Rated a three-star prospect by 247Sports.



CASH MCVAY 43

KICKER - REDSHIRT JUNIOR
6-1 - 180
ANAHEIM, CALIF.
SERVITE



2023: Did not appear in any games.

High School: Finished top 10 in 2021 Chris Sailer's National Kicking Competition/2021 Las Vegas Championship for graduating high school seniors and junior college kickers ... Named best junior kicker in Orange County (California) and ranked No. 8 as the only junior in the top 10 by the Orange County Register ... As a sophomore in 2018, made 40 of 41 extra points and all seven field goal attempts, with makes from 39, 42 and 43 yards in a single game.




AJ MEBANE 92

OUTSIDE LINEBACKER - REDSHIRT FRESHMAN
6-3 - 250
DURHAM, N.C.
SOUTHERN DURHAM



2023: Didn't appear in any games as a redshirting true freshman at defensive end ... Early enrollee.

High School: In last three years, totaled 229 tackles, 39.5 sacks, 50 tackles for loss and 74 quarterback hurries ... Recorded 81 tackles, 12 tackles for loss, six sacks and 29 hurries for a team that went 8-5 and reached the third round of the playoffs in 2022 ... Had 117 tackles, 27 tackles for loss and 23.5 sacks as a junior, when he was honorable mention all-state ... Had 10 multi-sack games as a junior, with four sacks vs. Vance County ... Rated a three-star prospect by 247Sports.



COLTON PHARES 10

SAFETY - REDSHIRT FRESHMAN
6-2 - 205
BEAUFORT, S.C.
BEAUFORT



2023: Did not appear in any games as a redshirting true freshman.

High School: All-state honoree was MVP of South Carolina's North-South All-Star game ... State champion in football and wrestling while also making the all-state team in track ... Safety had 69 tackles, four interceptions, nine pass breakups, two forced fumbles and one sack as a senior for a 13-1 team that won a Class 3-A title ... Returned 11 punts for 363 yards with three touchdowns and 14 kickoffs for 388 yards with one touchdown ... Rushed 49 times for 598 yards with six TDs and caught 19 passes for 349 yards with four TDs ... Also kicked field goals ... Scored two touchdowns while rushing for 198 yards, made seven tackles and broke up one pass in a 41-31 victory in the state championship game.



JAYDEN RAMSEY **63**

OFFENSIVE LINEMAN - REDSHIRT JUNIOR
6-6 - 300
ANDERSON, S.C.
WESTSIDE



2023: Appeared in five games as an offensive tackle ... Started the season-opening win at right tackle ... Also appeared against Coastal Carolina, Southern Miss, Georgia State and Georgia Southern.

2022: Appeared in two games, playing left tackle against The Citadel and Robert Morris ... In 20 snaps, received overall blocking grade of 73.3 from PFF, including 75.8 as a pass blocker.

2021: Redshirted as a true freshman ... Appeared in three games as an offensive tackle, playing against Elon, Louisiana and ULM.

High School: All-Region I 4-A selection who helped lead Westside to a regional championship ... Helped Westside amass nearly 400 yards of offense a game, including 232.8 rushing yards per game ... Was a starting varsity tight end as a high school freshman, suffered an injury as a sophomore and excelled following a move to offensive tackle as a junior ... Ranked the No. 2 Class of 2021 offensive tackle in the state of South Carolina by 247Sports.com ... Added 30 pounds to his athletic frame during his senior year ... Coached by Scott Early at Westside ... Also played basketball for the Rams ... Rated a three-star prospect by 247Sports.com.



KANYE ROBERTS **14**

RUNNING BACK - REDSHIRT SOPHOMORE
5-11 - 205
WALLACE, N.C.
WALLACE-ROSE HILL



2023: Appeared in all 14 games and started four at running back, including the final three ... All-Sun Belt honorable mention as team's leading rusher in league play ... Second on the team with 696 rushing yards on 123 attempts (5.7 yards per attempt) with a team-high seven rushing touchdowns ... Led App State in rushing in five of the last nine games, highlighted by three different 109-yard games against ODU, Southern Miss and Georgia Southern before a two-TD performance against Troy in the Sun Belt title game ... Scored five rushing TDs in a stretch of six games leading up to the Cure Bowl ... After not recording a carry in the first two games, averaged 58.0 rushing yards per game in the last 12 games ... Mountaineers were 3-4 overall and trailing 38-35 against Southern Miss before Roberts scored on a 61-yard touchdown run with 6:37 left in a 48-38 win that started a five-game winning streak ... Also caught 14 passes for 113 yards.

2022: Appeared in three games as a true freshman, playing against The Citadel, Robert Morris and Old Dominion ... Gained 127 yards on 19 carries (6.7 average) with two touchdowns (a 4-yard run against the Citadel, plus a 1-yard run against Robert Morris) ... Had seven carries for 70 yards (with a long run of 29) in his collegiate debut against The Citadel ... Gained 57 yards on 11 rushes against Robert Morris (with a long run of 23 yards) ... Had one carry vs. ODU.

High School: On the MaxPreps list of national leaders, No. 1 in the country with 3,511 rushing yards and 64 touchdowns (58 rushing) as a senior ... Averaged 219.4 rushing yards per game and 12.3 yards per carry for a 13-3 team that reached the 2-A state championship game in 2021 ... In 47 games over four seasons, totaled 7,318 rushing yards, 8,808 all-purpose yards and 113 touchdowns (104 rushing) ... While averaging 155.7 rushing yards per game over his career, also had 633 receiving yards and 857 return yards ... Rushed for 867 yards in eight games during an abbreviated junior season after gaining 1,558 yards in 12 games as a sophomore and 1,382 yards in 11 games as a freshman ... Had 253 yards and five touchdowns in the state title game as a senior ... Ranks second in NCHSAA history in single-season rushing touchdowns (58, behind just the 68 from T.A. McLendon in 2001) and overall points scored ... Played for coach Kevin Motsinger at Wallace-Rose Hill.

ROBERTS' CAREER STATISTICS

Year	GP/GS	Rush	Yards	TDs	Long	Avg.
2022	3/0	19	127	2	29	6.7
2023	14/4	123	696	7	61	5.7
Totals	17/4	142	823	9	61	5.8

ROBERTS GAME-BY-GAME

2022	Rush	Yards	TDs	Long
The Citadel	7	70	1	29
Robert Morris	11	57	1	23
Old Dominion	1	0	0	0

2023	Rush	Yards	TDs	Long
East Carolina	6	42	1	18
at Wyoming	6	59	0	35
at ULM	7	17	1	10
Coastal Carolina	11	48	0	12
at ODU	26	109	0	24
Southern Miss	13	109	1	61
Marshall	6	23	0	13
at Georgia State	9	77	1	26
at JMU	2	2	0	2
Ga. Southern	14	109	1	37
Troy	13	53	2	19
Miami (Ohio)	10	48	0	14



KAEDIN ROBINSON **2**

WIDE RECEIVER - SIXTH-YEAR REDSHIRT SENIOR
6-2 - 205
ASHEVILLE, N.C.
CHRIST SCHOOL (UCF)



Career entering 2024: In 27 games (26 at App State), has totaled 1,354 yards and 13 touchdowns on 95 catches ... Featured prominently in promotion for the EA SPORTS College Football 25 video game ... Had a 10-touchdown season in 2023.

2023: All-Sun Belt performer with recognition from PFN (second team) and the league (honorable mention) ... Started all 14 games ... Tied for the Sun Belt lead with 10 touchdown receptions (sole possession of first place during the regular season with that total) while catching 67 passes for 905 yards (No. 7 in the Sun Belt) ... Despite playing in a downpour, had eight catches for a career-high 118 yards in the 13-9 victory in the Cure Bowl, with seven catches for 107 yards in the first half alone ... Caught the game-winning touchdown pass, an 8-yard scoring play, in the overtime win at James Madison ... Had four 100-yard receiving games for the season and ended the regular season with six touchdowns over the last four games ... Most single-season receiving yards by an App State player in the FBS era ... His 10 TD grabs were the most by a Mountaineer since 2018 and tied for fifth-most in a season in school history ... Also had 100-yard games against ULM, ODU and Georgia Southern ... Had two TDs apiece against JMU and Georgia Southern, along with one score against Gardner-Webb, ECU, ULM, ODU, Marshall and Georgia State ... With App State at its 19 with 24 seconds left at ULM with the Mountaineers trailing 40-38, three straight receptions covering 14, 16 and 14 yards moved the ball to the ULM 37 to set up a game-winning field goal from 54 yards.

2022: All-Sun Belt honorable mention from the league ... Transfer from UCF made immediate impact, ranking third on the team in catches (27) and receiving yards (419) ... Played in 11 of 12 games and started five, including the final two ... Had six games with at least 48 receiving yards ... Scored a touchdown against UNC with nine seconds left that brought the game within a two-point conversion try of tying the opener ... Made a key block to help Christian Horn reach the end zone on the game-winning Hail Mary against Troy ... Posted three catches for 90 yards and a TD against ODU, thanks to a 57-yard catch on App State's first offensive play and a 35-yard score ... Made five catches for 57 yards vs. JMU ... Had four catches for 68 yards vs. Troy.

UCF (2021): Had a 30-yard touchdown catch against Bethune-Cookman in the third quarter of Game 2 and also played in Game 3 against Louisville.

ASA Brooklyn (2019-20): In 2020, was an honorable mention NJCAA All-American in 2019 and an All-Northeast Football Conference selection ... As an ASA Brooklyn freshman, had 37 catches for 879 yards (23.8 average) and nine touchdowns in 2019 ... Yardage total ranked fifth nationally, while touchdown total tied for fifth nationally ... In 10 games, had four games with at least 100 receiving yards and three games with two touchdown catches ... Enjoyed back-to-back games with five catches and two TDs against Army Prep (156 yards) and Monroe College (146 yards) that season.

High School: Had 94 catches for 1,686 yards and 23 touchdowns as a senior ... In 2018, had two games with more than 200 receiving yards: nine catches for 235 yards and four TDs against Cannon and 11 catches for 222 yards and three touchdowns against Rabun Gap-Nacoochee ... In addition to those games, had six other games with at least 100 receiving yards.

ROBINSON'S CAREER STATISTICS

Year	GP/GS	Rec	Yds	TD	Long	Avg.
2021 (UCF)	2/0	1	30	1	30	30.0
2022	11/5	27	419	2	57	15.5
2023	14/14	67	905	10	52	13.5
Totals	27/19	95	1,354	13	57	14.3

ROBINSON GAME-BY-GAME

2021 (UCF)	Rec.	Yards	TDs	Long
Bethune-Cookman	1	30	1	30



MEET THE MOUNTAINEERS

2022 (App State)	Rec.	Yards	TDs	Long
North Carolina	2	48	1	26
at Texas A&M	1	3	0	3
Troy	4	68	0	42
James Madison	5	57	0	19
The Citadel	1	26	0	26
at Texas State	1	10	0	10
Robert Morris	1	0	0	0
at Coastal Carolina	3	56	0	46
at Marshall	1	12	0	12
Old Dominion	3	90	1	57
at Georgia Southern	5	49	0	20

2023 (App State)	Rec.	Yards	TDs	Long
Gardner-Webb	4	64	1	32
at North Carolina	2	33	0	20
East Carolina	4	57	1	34
at Wyoming	3	51	0	23
at ULM	10	112	1	19
Coastal Carolina	2	10	0	10
at ODU	7	103	1	20
Southern Miss	1	27	0	27
Marshall	4	55	1	24
at Georgia State	4	29	1	11
at JMU	4	68	2	39
Ga. Southern	8	108	2	27
Troy	6	70	0	17
Miami (Ohio)	8	118	0	52



ETHAN RYAN 60

OFFENSIVE LINEMAN - FIFTH-YEAR REDSHIRT JUNIOR
 6-3 - 290
 SUMMERFIELD, N.C.
 NORTHERN GUILFORD (UNC PEMBROKE)



2023: Appeared in one game, playing on the line against Georgia Southern.

Prior to App State: Member of UNC Pembroke's program in 2020 and 2021.

High School: Prepped at Northern Guilford High School for coach Erik Westberg ... Also an all-conference, all-area, all-region and all-state performer in lacrosse for the Nighthawks.



MARKELL SAMUEL 72

OFFENSIVE LINEMAN - FIFTH-YEAR REDSHIRT JUNIOR
 6-4 - 300
 FAYETTEVILLE, N.C.
 E.E. SMITH



2023: Appeared in all 14 games, making four starts at left tackle ... After the opener, started the next four games at left tackle (UNC, ECU, Wyoming, ULM) ... Played double-digit offensive snaps in each of the last five games.

2022: Appeared in two games, playing right tackle against The Citadel and Robert Morris ... Moved from the defensive line to offensive line late in fall camp.

2021: Appeared in one game as a defensive lineman vs. Arkansas State.

2020: Appeared in one game as a true freshman as a defensive lineman at ULM.

High School: Recorded 70 tackles (50 solo), six sacks and three fumble recoveries as a senior at E.E. Smith ... Had three multi-sack games and three TFLs in a close loss to a strong Terry Sanford team in 2019 ... Late bloomer who focused more on basketball early in high school and made his varsity football debut as a junior, when he posted 52 tackles, four sacks and two forced fumbles ... Two-time all-conference selection ... Rated a three-star prospect by 247Sports.



GRIFFIN SCROGGS 74

OFFENSIVE LINEMAN - REDSHIRT SOPHOMORE
 6-3 - 325
 GRAYSON, GA.
 GRAYSON (GEORGIA)



2023: Appeared in all 14 games, contributing on special teams and at offensive guard ... Recorded offensive snaps in five games, including his highest snap count in the win at Georgia State.

Prior to App State: Redshirted as a true freshman member of Georgia's national championship team during the 2022 season ... Early enrollee sat out

that season's spring practice to recover from an injury ... Played center during Georgia's 2023 spring game.

High School: Invited to the 2022 All-American Bowl ... Three-star prospect from 247Sports, Rivals and ESPN ... Coached by Adam Carter at Grayson High ... No. 5 center prospect from ESPN, No. 42 offensive guard prospect from Rivals, No. 62 interior lineman prospect from 247Sports and No. 69 offensive tackle prospect from PrepStar Magazine ... Helped lead Grayson to a 10-4 record and GHSA Class 7A semifinals ... Named to 247Sports.com All-America Team ... Helped lead Rams to 2020 GHSA Class 7A state championship ... Brother, Jack, was also an App State newcomer in 2023 ... Played first two seasons at Buford High.



JACK SCROGGS 35

INSIDE LINEBACKER - SIXTH-YEAR REDSHIRT SENIOR
 6-1 - 230
 BUFORD, GA.
 BUFORD (WOFFORD)



2023: Appeared in 12 games ... Had four tackles and intercepted one pass in the season-opening win against Gardner-Webb, picking off a throw and returning the ball 12 yards ... Missed the next two games but appeared in the final 11 games, primarily on special teams.

Prior to App State: Played in 26 career games at Wofford with 31 total tackles and two forced fumbles over four years from 2019-22 ... After red-shirting in 2019 (two games) and using no eligibility in the 2020-21 season (three games) because of COVID, played in 11 games in 2021 and 10 games in 2022 ... Had 18 total tackles in 2022 ... At Chattahoochee, had four tackles, and in the second quarter, forced a fumble that was recovered by the Terriers ... At Virginia Tech, had three tackles ... At Samford, had six tackles ... Named to the Southern Conference Fall All-Academic Team after being named to the Southern Conference Academic Honor Roll in 2021.

High School: Started his last two seasons at linebacker for coach John Ford at Buford High School ... During his senior year, recorded 85 tackles and six sacks, earning a spot in the Georgia Elite Classic All-Star game ... As a junior, had 65 tackles and four sacks ... Team was 48-9 overall in his four seasons, finishing as state runner-up twice ... Also played lacrosse and was on the state championship fishing team ... Member of the Beta Club and National Spanish Honor Society ... Brother, Griffin, was also an App State newcomer in 2023.



DANNY STEVENS 66

OFFENSIVE LINEMAN - REDSHIRT FRESHMAN
 6-4 - 300
 CHARLOTTE, N.C.
 CHARLOTTE CHRISTIAN



2023: Appeared in one game, playing at offensive guard in the win at Georgia State after beginning fall camp as a defensive lineman.

High School: Two-time state champ and two-time all-state selection ... All-conference performer ... Had 68 tackles with 9.0 tackles for loss on defense and was named to the Carolina Bowl Senior Showcase as an offensive lineman.



DALTON STROMAN 8

WIDE RECEIVER - REDSHIRT JUNIOR
 6-4 - 205
 ROCKINGHAM, N.C.
 RICHMOND SENIOR



2023: Appeared in all 14 games and made one start (against Marshall) ... Caught 20 passes for 390 yards (19.5 average) and three touchdowns ... Scored on a 43-yard reception in the opener against Gardner-Webb, had a 5-yard touchdown catch on a fourth-down play in the fourth quarter against Coastal Carolina and scored on a career-best 77-yard play to open the second half against Georgia State ... Finished Georgia State game with a season-high three catches for a season-high 93 yards.

2022: Appeared in all 12 games ... His 371 receiving yards (on 19 receptions) were fourth on the team, while his four touchdown catches were tied for second on the team ... His 19.53 yards per catch would have led the Sun Belt if he met the minimum number of catches ... Led the team and tied for seventh in the Sun Belt with four catches of 40-plus yards, including two of 50-plus yards (55-yard reception at Texas State and 53-yard reception at Georgia Southern) ... On 53-yard Hail Mary pass to beat Troy, helped tip ball in crowd toward Christian Horn ... Five catches for a career-high 104 yards and a TD at Texas State ...



First career TD on a 27-yard catch against JMU ... One-handed TD catch of 41 yards while drawing a flag for pass interference at Coastal Carolina got SportsCenter Top 10 recognition ... Outjumped defender in the end zone for a 19-yard score vs. Robert Morris.

2021: Redshirted as a true freshman ... Played in one game, making his debut in the Boca Raton Bowl and catching one pass for 10 yards.

High School: In a shortened, five-game senior season, had 24 catches for 275 yards and two receiving TDs, highlighted by six catches for 94 yards and one score in a playoff win against Middle Creek ... In first two varsity seasons for Richmond Senior from 2018-19, totaled 1,023 receiving yards and 12 touchdowns for teams with a combined record of 24-3 ... During a 13-1 season in 2019, had 716 receiving yards on 31 catches, good for a 23.1 average, and scored nine touchdowns for a 4-AA state semifinalist ... Scored seven touchdowns in the first six games of 2019, highlighted by a 143-yard game against Cardinal Gibbons and 118 yards against Clayton ... Had 19 catches for 307 yards and three touchdowns as a sophomore for an 11-2 team ... Ranked the No. 8 Class of 2021 receiver in the state of North Carolina by 247Sports.com ... Coached by Bryan Till at Richmond Senior, and Richmond receivers coach Andy Shuler played receiver at App State from 2011-14 ... Rated a three-star prospect by 247Sports.com.

STROMAN'S CAREER STATISTICS

Year	GP/GS	Rec	Yds	TD	Long	Avg.
2021	1/0	1	10	0	10	10.0
2022	12/0	19	371	4	55	19.5
2023	14/1	20	390	3	77	19.5
Total	27/1	40	771	7	77	19.3

STROMAN GAME-BY-GAME

2022	Rec.	Yards	TDs	Long
North Carolina	1	41	0	41
at Texas A&M	2	14	0	8
Troy	1	8	0	8
James Madison	1	27	1	27
The Citadel	2	21	0	11
at Texas St.	5	104	1	55
Georgia St.	0	0	0	0
Robert Morris	1	19	1	19
at Coastal Carolina	2	55	1	41
at Marshall	1	5	0	5
Old Dominion	2	24	0	17
at Georgia Southern	1	53	0	53

2023	Rec.	Yards	TD	Long
Gardner-Webb	2	49	1	43
at North Carolina	2	34	0	18
East Carolina	1	17	0	17
at Wyoming	2	24	0	13
at ULM	2	31	0	17
Coastal Carolina	2	35	1	30
at ODU	1	12	0	12
Southern Miss	0	0	0	0
Marshall	0	0	0	0
at Georgia State	3	93	1	77
at JMU	2	36	0	19
Ga. Southern	0	0	0	0
Troy	2	49	0	40
Miami (Ohio)	1	10	0	10



CADEN SULLIVAN 26

INSIDE LINEBACKER - REDSHIRT JUNIOR
6-2 - 230
INMAN, S.C.
BOILING SPRINGS



2023: Appeared in all 14 games, making 11 starts at linebacker ... Ranked third on the team with 64 tackles to go along with one sack, four tackles for loss and one forced fumble ... Forced fumble on a sack was one of the biggest plays of the season, as Southern Miss had possession with a 10-point lead in the closing minutes of the third quarter before a blitzing Sullivan jarred the ball loose on a sack that led to an App State recovery at the Golden Eagles' 1-yard line in a 48-38 victory ... Started four straight games at the "anchor" outside linebacker position before starting the final seven games at an inside position following a switch to the "Star" package ... Career-high 10 tackles in the bowl win against Miami (Ohio) ... Had 1.5 tackles for loss against Coastal, including one on a fourth-and-2 keeper in the fourth quarter of a tied game inside the red zone.

2022: Appeared in 11 of 12 games, playing the final 11, and made three starts at outside linebacker (anchor position) ... Made starts against Troy, Coastal Carolina and Georgia Southern after moving from safety to outside linebacker ... Finished season with 17 tackles, two sacks, three tackles for loss and one forced fumble (against ODU) ... Recorded sack for 8-yard loss at Texas State and a sack for a 10-yard loss against ODU ... Made his debut at OLB at Texas A&M and had one stop while receiving a 77.8 defensive grade from PFF College ... Season-high four tackles against ODU in his most extensive action of the season.

2021: Redshirted as a true freshman ... Appeared in two games, playing against South Alabama and in the Boca Raton Bowl against WKU.

High School: January 2021 early enrollee at App State ... Multi-position standout intercepted six passes and returned two for touchdowns in just seven games as a senior at Boiling Springs ... Had 10 interceptions in 19 varsity games over three seasons and a combined 74 tackles over his final two seasons ... Picked off two passes in each of his first two games in 2020, as he had a 99-yard interception return and a 67-yard touchdown reception against Nation Ford ... As a senior, also scored four offensive touchdowns on pass receptions and one on a punt return ... Ranked the No. 3 Class of 2021 safety in the state of South Carolina by 247Sports.com ... Coached by Rick Tate at Boiling Springs ... Two-year captain for the Bulldogs ... Rated a three-star prospect by 247Sports.com.

SULLIVAN'S CAREER STATISTICS

Year	GP/GS	Solo	Asst.	Total	TFL/Yds	Sack/Yds	INT	PBU	FR	FF
2021	2/0	0	0	0	0/0	0/0	0	0	0	0
2022	11/3	8	9	17	3.0/23	2.0/18	0	0	0	1
2023	14/11	33	31	64	4.0/14	1.0/9	0	1	0	1
Totals	27/14	41	40	81	7.0/37	3.0/27	0	1	0	2



CAYDEN SWEATT 52

OFFENSIVE LINEMAN - REDSHIRT FRESHMAN
6-4 - 295
BREMEN, GA.
BREMEN



2023: Did not appear in any games as a redshirting true freshman.

High School: An all-state and all-region performer ... Played in the GACA North-South Junior All-Star game following his junior season ... Standout two-way lineman for the Blue Devils ... Rated a three-star prospect by 247Sports.



JALIK THOMAS 17

STAR - FIFTH-YEAR SENIOR
5-11 - 200
MACON, GA.
CENTRAL (HUTCHINSON, C.C.)



2023: Played in all 14 games and made two starts at the "Star" safety/linebacker position after App State tweaked its defense during the season ... Started against ODU and Southern Miss, with the Southern Miss game starting a five-game winning streak to close the regular season ... Totaled 20 tackles, two pass breakups and one stop behind the line (a TFL against Georgia State) ... Season-high five tackles in the ODU game ... Early enrollee.

Prior to App State: Helped lead Hutchinson Community College to the NJCAA national championship game during a three-year stint, including the COVID-affected 2020-21 season, in which he totaled 11 passes defended, 46 tackles, one fumble recovery and 1.5 tackles for loss ... Had three interceptions in 2022, including a 38-yard interception return for a touchdown ... Played in 10 games during the 2021 fall season ... In the 2021 spring season, scored on a 100-yard kickoff return ... Averaged 28.9 yards per kickoff return that season.

High School: Played safety and quarterback, earning all-state honorable mention as a senior ... Totaled 899 rushing yards and 820 passing yards as a senior.



GRANT TUCKER 11

WIDE RECEIVER - REDSHIRT FRESHMAN
6-3 - 190
CHARLOTTE, N.C.
CHARLOTTE CHRISTIAN



2023: Did not see game action as a redshirting true freshman.

High School: Caught 73 passes for 1,020 yards and 18 touchdowns during his three-year varsity career ... Scored 12 receiving TDs while catching 36 passes for 529 yards during a senior season in which the Knights went 10-3 and reached the state title game ... Scored on all three catches and totaled 141 receiving yards in a 2022 win ... Also had three TDs vs. Christ School ... Rated a four-star prospect and the No. 12 overall recruit in North Carolina by 247Sports.



MEET THE MOUNTAINEERS



BRAXTON VEIGA 42

INSIDE LINEBACKER - REDSHIRT FRESHMAN
6-1 - 215
GREENSBORO, N.C.
EASTERN GUILFORD



2023: Did not appear in any games as a redshirting true freshman.

High School: Nearly 300 tackles in final three varsity seasons ... School record holder in career tackles and tackles for loss ... Two-time all-state selection ... Totaled 103 tackles, 16 tackles for loss and seven sacks as a senior.



ELI WILSON 87

TIGHT END - FIFTH-YEAR SENIOR
6-3 - 240
PIEDMONT, S.C.
WREN



Career entering 2024: Appeared in 41 games (12 starts) with 53 catches for 482 yards and seven touchdowns, including five as an All-Sun Belt performer during the 2023 season.

2023: All-Sun Belt second team as a tight end ... Appeared in all 14 games and started the final 12 ... Ranked No. 2 among Sun Belt tight ends with 34 catches, No. 3 among Sun Belt tight ends with 350 receiving yards and tied for second with five touchdown catches ... During five-game winning streak to close regular season, had touchdowns in wins against Southern Miss, JMU and Georgia Southern while totaling 10 catches for 162 yards in those three victories ... Four games with four-plus catches, including a four-catch, 61-yard performance at JMU in which he scored once and set up another touchdown with a 27-yard reception inside the 5 ... Also a key blocker in the run game for an offense that ranked fourth in the league at 172.0 yards per game on the ground.

2022: Appeared in all 12 games ... Caught 10 passes for 82 yards and one touchdown, an 8-yard scoring reception against Robert Morris ... Caught one pass for 27 yards in the opener against North Carolina and had a 5-yard reception in the win at Texas A&M ... Season-high three catches at Texas State and also had a multi-catch game against Coastal Carolina.

2021: Appeared in 11 games at tight end ... Totaled eight catches for 48 yards ... Scored first career touchdown on a 10-yard reception at Troy to push App State's lead to 24-7 in the third quarter of a 45-7 win ... Had two catches apiece against Arkansas State and Troy, with a long of 14 yards against the Red Wolves ... Also contributed as a blocker on the kickoff return team.

2020: Appeared in four games as a true freshman, taking the field against Campbell, Texas State, Troy and North Texas (bowl win) ... Had one catch for 2 yards in his college debut against Campbell.

High School: As an all-state pick, helped lead Wren to a 13-2 record and its first state 4-A championship in South Carolina ... Finished his senior season with 1,677 receiving yards and 20 touchdown catches on 91 receptions as a wide receiver ... North all-star team's MVP in the Touchstone Energy Cooperatives Bowl with six receptions for 84 yards, including a one-handed catch for 33 yards ... Put up more than 100 yards in seven of the first eight games as a senior, highlighted by a three-touchdown, 195-yard game ... Had a season-high 203 receiving yards with three TDs on eight catches in a 65-29 win against Greer ... Combined for 26 catches in Wren's only two losses, which were games decided by eight and six points ... Had 12 touchdown catches and 1,140 receiving yards as a junior, when he was named an all-state and all-region performer ... Ended prep career with 3,124 receiving yards, 179 catches and 33 TD catches ... Father, Mike, played football at Furman from 1984-87 ... Also played basketball in each of his first three years at Wren and was the team's leading rebounder ... Played football for coach Jeff Tate at Wren ... Rated a three-star prospect by 247Sports.

WILSON'S CAREER STATISTICS

Year	GP/GS	Rec	Yds	TDs	Long	Avg.
2020	4/0	1	2	0	2	2.0
2021	11/0	8	48	1	14	6.0
2022	12/0	10	82	1	27	8.2
2023	14/12	34	350	5	32	10.3
Total	41/12	53	482	7	32	9.1

WILSON GAME-BY-GAME

Year	Rec.	Yds	TD	Long
2020				
Campbell	1	2	0	2
2021				
Elon	1	5	0	5
at Georgia St.	1	1	0	1

ULM	1	8	0	8
at Arkansas State	2	18	0	14
South Alabama	1	3	0	3
at Troy	2	13	1	10

2022	Rec.	Yds	TD	Long
North Carolina	1	27	0	27
at Texas A&M	1	5	0	5
The Citadel	1	8	1	0
at Texas St.	3	16	0	0
Georgia St.	1	3	0	8
Robert Morris	1	2	0	10
at Coastal Carolina	2	21	0	3

2023	Rec.	Yds	TD	Long
Gardner-Webb	2	15	1	12
at North Carolina	2	18	1	13
at Wyoming	4	29	0	12
at ULM	2	13	0	8
Coastal Carolina	3	41	0	32
at ODU	2	22	0	13
Southern Miss	4	48	1	26
Marshall	2	6	0	3
at Georgia State	0	0	0	0
at JMU	4	61	1	27
Ga. Southern	4	53	1	30
Troy	3	28	0	18
Miami (Ohio)	2	16	0	8



JOSIAH WYATT 96

DEFENSIVE END - REDSHIRT SOPHOMORE
6-4 - 265
BUFORD, GA.
BUFORD



2023: Appeared in five games at defensive end ... Had one tackle, contributing to a tackle for loss against Marshall.

2022: Appeared in two games, playing defensive end against Robert Morris and Old Dominion ... Had one QB hurry against ODU.

High School: Helped lead Buford to three 6-A state championships and a 41-3 record over his final three years of high school ... All-region performer as a senior, highlighted by 2.5 sacks in a state semifinal win ... Had 36 tackles, nine tackles for loss, six sacks and 11 quarterback pressures as a junior for a 13-1 title team ... Played for coach Bryant Appling at Buford ... Three-star prospect in the 247Sports rankings.



TRENTON ALAN YOWE 0

CORNERBACK - FIFTH-YEAR REDSHIRT JUNIOR
6-2 - 190
CALERA, ALA.
CALERA (COAHOMA C.C.)



2023: Played in all 14 games and made one start at cornerback ... Made first career start against Southern Miss ... Made first career interception in the end zone at Georgia State and recorded first career sack against Marshall ... In five-game winning streak to end regular season, had tackles for losses against Marshall and Georgia State while also contributing to a stop behind the line against Georgia Southern ... Finished season with eight tackles and one pass breakup ... Had career-high five tackles against Georgia State to go along with his interception and one tackle for loss ... Early enrollee.

Prior to App State: Had six passes defended with one interception and 23 tackles in nine games during the 2022 season for Coahoma Community College ... Scored on a 65-yard INT return ... Played in one game and recovered a fumble for Hutchinson C.C. during the COVID-affected 2020-21 season.

High School: Was a top-10 overall recruit in Alabama and a four-star prospect during his prep career ... Rated a three-star prospect by 247Sports.



2024 NEWCOMERS

HIGH SCHOOL SIGNEES

Name	Pos.	Hometown/High School
Khamani Alexander	RB	Homestead, Fla./Belen Jesuit
Dylan Barbrey	OL	West Columbia, S.C./Airport
Franklin Baret Jr.	WR	Wake Forest, N.C./Wake Forest
Jackson Bussey	DE	Berkeley Lake, Ga./Norcross
DeNigel Cooper	DE	Kingsland, Ga./Camden County
Felix Doege	OL	Augsburg, Germany/Rabun Gap-Nacoochee
Kendall Farmer	NOSE	Atlanta, Ga./Westlake
Kai Fernandes	STAR	Cumming, Ga./Denmark
Gabe Funk	OL	Xenia, Ohio/Xenia
Bryce Gee	WR	Jacksonville, Fla./Beachside
Jack Kelly	TE	Athens, Ga./North Oconee
Trey Lenhardt	SAF	Watkinsville, Ga./North Oconee
Jose Leon	WR	Miami, Fla./Columbus
Kaleb Neal	SAF	Snellville, Ga./Brookwood
Anthony Rosier	OLB	Windermere, Fla./Wekiva
Tyshawn Sanders	CB	Marion, S.C./Marion
JT Sowell	OL	West Columbia, S.C./Gray Collegiate Academy
Nick Taylor	CB	Fayetteville, Ga./Gainesville
Matthew Wilson	QB	Rock Hill, S.C./Rock Hill

NCAA TRANSFER PORTAL SIGNEES

Name	Pos.	Hometown/High School	Prev. College
Luke Burgess	OL	New Palestine, Ind./New Palestine	Louisville
Nick Campbell	NOSE	Clermont, Fla./Lake Minneola	NC State
Jason Chambers	CB	Charlotte, N.C./Butler	N.C. Central
Avarion Cole	STAR	Charlotte, N.C./Chambers	N.C. A&T
Andres Dewerk	OL	San Jose, Calif./Los Gatos	Southern Cal
Joshua Donald	NOSE	Durham, N.C./Jordan	Troy
Myles Farmer	SAF	Atlanta, Ga./Westlake	Syracuse
William Fowles	WR	Hialeah, Fla./Dade Christian	Louisville
Jack Hollifield	OL	Shelby, N.C./Shelby	Virginia Tech
Garner Langlo	OL	Hartford, Ala./Trinity Catholic	Auburn
Michael Marotta	OL	Spring Hill, Fla./Nature Coast Tech	Valdosta State
Elijah McCantos	DB	Little Haiti, Fla./Edison	Illinois
Seth Robertson	CB	Madison, Ga./Morgan County	Georgia Southern
Thomas Shrader	OL	Venice, Fla./Venice	Florida State
Billy Wiles	QB	Ashburn, Va./Stone Bridge	Southern Miss

ADDITIONAL NEWCOMERS

Name	Pos.	Hometown/High School	Prev. College
Jackson Briley	DE	Wake Forest, N.C./Wake Forest	
Jared Gibble	TE	Winston-Salem, N.C./Oak Grove	Campbell
Blake Hoban	WR	Napa, Calif./Justin-Siena	Yuba College
Austin Hobson	NOSE	Topsail, N.C./Topsail	
Luke Lair	CB	Wake Forest, N.C./Wakefield	
Jackson Moore	K	Waxhaw, N.C./Marvin Ridge	Kentucky
Ashton Parker	CB	Greensboro, N.C./Christ School	
Zavier Short	WR	Chapin, S.C./Chapin	South Carolina
Gabriel Simpkins	LS	Raleigh, N.C./Leesville Road	UNC Pembroke
DaRon Wilson	CB	Salem, Va./Salem	



KHAMANI ALEXANDER 26

RUNNING BACK - FRESHMAN
6-1 - 205
HOMESTEAD, FLA.
BELEN JESUIT



High School: Rushed for 2,669 yards with 17 touchdowns in 37 career games at Belen Jesuit Prep in Miami ... In nine games as a senior, averaged 106.1 yards per game and 7.9 yards per carry during a 955-yard season ... Had a 232-yard game in a playoff upset of South Broward ... All-county performer ... Had five 100-yard rushing games and one 100-yard receiving game as a senior ... Was clocked running the 100 meters in 11.43 seconds during his junior track season ... A 12th-grade class representative at Belen Jesuit and the event coordinator for the school's Diversity Advisory Panel ... Ranked as a three-star prospect by 247Sports.



DYLAN BARBREY 78

OFFENSIVE LINEMAN - FRESHMAN
6-6 - 305
WEST COLUMBIA, S.C.
AIRPORT



2024: Early enrollee

High School: Named the SCFCA Palmetto Champions 4A Upper State Lineman of the Year as an offensive tackle ... Two-time all-region selection ... Also two-time lineman of the year for Airport ... Selected to play in the Touchstone Energy Bowl all-star game ... Ranked as a three-star prospect by 247Sports.




FRANKLIN BARET JR. 22

WIDE RECEIVER - FRESHMAN
6-4 - 200
WAKE FOREST, N.C.
WAKE FOREST



High School: Caught 41 passes for 913 yards with 11 touchdowns as a senior for a 7-5 team ... Had 1,483 all-purpose yards with 13 touchdowns, including two touchdowns on kickoff returns ... Big-play threat had a 99-yard kickoff return and an 89-yard reception for a score as a senior ... Biggest game as a senior was a seven-catch, 165-yard performance with three touchdown receptions against Southern Durham ... All-conference performer as a senior and junior ... Averaged 19.6 yards per catch for a 10-win team as a junior.



JACKSON BRILEY 50

DEFENSIVE END - FRESHMAN
6-4 - 230
WAKE FOREST, N.C.
WAKE FOREST



High School: Totaled 60 tackles, 19 tackles for loss and nine sacks over final two seasons as a defensive end Wake Forest High ... Had 31 tackles, 9.5 tackles for loss and five sacks as a senior who was named first-team all-conference ... Selected for the Blue-Grey All-American Bowl ... Great American Rivalry Series Scholar Athlete Award and four-time academic all-conference honoree.



LUKE BURGESS 76

OFFENSIVE LINEMAN - REDSHIRT FRESHMAN
6-8 - 315
NEW PALESTINE, IND.
NEW PALESTINE (LOUISVILLE)



Prior to App State: Transferred to App State with four seasons of eligibility remaining ... As a redshirting true freshman at Louisville in 2023, played in one game, making his FBS debut against Murray State.

High School: Named a U.S. Army All-American at New Palestine High outside of Indianapolis ... Named first-team all-state ... Consensus three-star prospect ... Won a state title and was a three-time sectional champion ... Ranked the 44th-best offensive tackle in the 2023 class by 247Sports.



JACKSON BUSSEY 55

DEFENSIVE END - FRESHMAN
6-3 - 240
BERKELEY LAKE, GA.
NORCROSS



2024: Early enrollee

High School: Totaled 71 tackles, 22 tackles for loss, three sacks and six QB hurries as a senior defensive end ... Had a pair of games with four tackles for loss ... After posting 27 tackles and five tackles for loss as a sophomore, earned second-team 7A All-Region 7 recognition as a junior with 56 tackles, 13.0 tackles for loss and 2.5 sacks in 11 games ... Ranked as a three-star prospect by 247Sports.

MEET THE MOUNTAINEERS



NICK CAMPBELL 45

NOSE - REDSHIRT SOPHOMORE
6-4 - 290
CLERMONT, FLA.
LAKE MINNEOLA (NC STATE)



Prior to App State: Transferred to App State with three seasons of eligibility remaining ... Member of NC State's program from 2022-23, appearing in one game apiece in 2023 (VMI) and 2022 (UConn).

High School: Played defensive and offensive line at Lake Minneola High for coach Walter Banks ... Recorded 158 tackles, including 113 solo stops, along with 46 tackles for loss and 20 sacks during his prep career ... Finished with 47 tackles, 12 tackles for loss and five sacks as a senior after totaling 70 tackles, 19 tackles for loss and seven sacks as a junior ... Ranked the No. 49 defensive lineman nationally and the No. 44 player in the state of Florida by 247Sports.



JASON CHAMBERS 6

CORNERBACK - JUNIOR
6-0 - 195
CHARLOTTE, N.C.
BUTLER (N.C. CENTRAL)



Prior to App State: Member of North Carolina Central's program from 2022-23, transferred with two seasons of eligibility remaining after appearing in 22 games and defending 16 passes (with three INTs and 13 breakups) in his two seasons with the Eagles ... Had 41 tackles, three interceptions, six pass breakups, one forced fumble and one fumble recovery in 12 games for a 9-3 team that qualified for the FCS playoffs in 2023 ... First-team HBCU All-American from the College Football Network and a semifinalist for the Aeneas Williams Award (top HBCU defensive back in Division I) ... Picked off a pass in three straight games, with returns of 19, 6 and 44 yards en route to All-MEAC recognition ... Made 27 tackles, broke up seven passes and had two tackles for loss in 10 games during the 2022 season for a 10-2 team that captured the HBCU national championship with a Celebration Bowl win against Jackson State ... As a freshman, had nine tackles in the Celebration Bowl win and a career-high 11 stops against Campbell.

High School: Cornerback and return specialist at Butler High ... Selected to play in the Shrine Bowl of the Carolinas ... Named SW4A All-Conference as a senior in 2021 for a seven-win team.



AVARION COLE 11

STAR - REDSHIRT JUNIOR
6-0 - 200
CHARLOTTE, N.C.
CHAMBERS (N.C. A&T)



Prior to App State: Member of North Carolina A&T's program from 2021-23, transferred with two seasons of eligibility remaining after appearing in no games in 2021, then 11 apiece over the next two seasons ... Ranked second on the 2023 team with 70 tackles while also posting three interceptions, four pass breakups, five tackles for loss, 1.5 sacks and one fumble recovery in 11 games as an outside linebacker ... Three different games with nine tackles during the 2023 season ... Member of the Dean's List in the Fall 2023 semester ... Had 39 tackles (30 solo), two interceptions, four tackles for loss and one pass breakup in 11 games in 2022.

High School: Played high school football at Chambers High in Charlotte under head coach Glenwood Ferebee ... Played in the 2021 Queen City Bowl that showcased Charlotte's top seniors after helping Chambers win a state title with a 10-1 record ... Made 106 tackles and had four interceptions as a junior at Northwest Cabarrus.



DENIGEL COOPER 93

DEFENSIVE END - FRESHMAN
6-3 - 240
KINGSLAND, GA.
CAMDEN COUNTY



High School: All-state and all-region selection as a senior for a 10-4 team that reached the Class 7A semifinals in Georgia ... Had 69 tackles (45 solo), 10 tackles for loss, two sacks, one interception, two forced fumbles and one blocked kick as a senior ... Also had three receiving touchdowns on four catches with a 34.5-yard average per reception ... As a junior for an 8-4 team, had 52 tackles, 12 tackles for loss, five sacks and one forced fumble to earn all-region honors ... Played in the BSN GACA All-Star Football Classic ... Also a basketball standout who produced 21 points, 11 rebounds and four blocks in the second game of his senior season ... Ranked as a three-star prospect by 247Sports.




ANDRES DEWERK 79

OFFENSIVE LINEMAN - FIFTH-YEAR REDSHIRT JUNIOR
6-7 - 340
SAN JOSE, CALIF.
LOS GATOS (SOUTHERN CAL)



Prior to App State: Transferred to App State with two seasons of eligibility remaining ... Member of Southern Cal's program from 2020-23, appearing in four games over his final two seasons ... Appeared in the first three games of the 2023 season and one game in 2022 ... Did not see game action in 2020, a season that didn't count against a player's eligibility, or 2021.

High School: PrepStar All-Western Region, Cal-Hi Sports All-State second team, Cal-Hi Sports All-State Medium Schools first team and All-Bay Area as a senior offensive and defensive lineman at Los Gatos (Calif.) High in 2019 ... Helped Los Gatos win 2019 CIF Central Coast Division II championship.



FELIX DOEGE 75

OFFENSIVE LINEMAN - FRESHMAN
6-4 - 300
AUGSBURG, GERMANY
RABUN GAP-NACOOCHEE



2024: Early enrollee

High School: Standout lineman as a senior for a 13-1 team that reached the state title game as a Georgia-based member of the North Carolina Independent Schools Athletic Association ... Powerful blocker for an offense that averaged 40.8 points per game and 340.2 yards per game ... As a junior, played multiple positions along the line for an 8-4 squad ... A native of Germany from Augsburg, one of Germany's oldest cities, located about an hour from Munich ... Ranked as a three-star prospect by 247Sports.



JOSHUA DONALD 91

NOSE TACKLE - JUNIOR
6-1 - 320
DURHAM, N.C.
JORDAN (SOUTHERN/TROY)



Prior to App State: Transferred to App State with two seasons of eligibility remaining ... Native of Durham, N.C., was a member of the program at Southern University from 2022-23 before transferring to Troy following the 2023 season to participate in spring practices with the Trojans ... Had 11 tackles, two tackles for loss and one sack in nine games for Southern in 2023 after posting eight tackles with two tackles for loss and one sack in nine games in 2022.

High School: Standout at Jordan High in Durham before spending one year at Fork Union Military Academy in Virginia during the 2021 season.



BUCCI FARMER **94**

NOSE - FRESHMAN
6-1 - 310
ATLANTA, GA.
WESTLAKE



High School: Kendall Farmer goes by Bucci ... Named Defensive Player of the Year for the 7A Regional 2 and an all-state selection as a senior who excelled as a defensive tackle ... Standout defender for a 9-3 team in 2023 ... As a junior, made 65 tackles, had three sacks and intercepted one pass for a 9-4 team that made the regional quarterfinals of Georgia's 7A playoffs ... Made 79 stops as a sophomore ... Ranked as a three-star prospect by 247Sports.



MYLES FARMER **4**

SAFETY - SIXTH-YEAR REDSHIRT SENIOR
6-3 - 210
ATLANTA, GA.
WESTLAKE (NEBRASKA/SYRACUSE)



Prior to App State: Played the 2023 season at Syracuse after being a member of Nebraska's program from 2019-22, leaving him one year of eligibility remaining following his departure from Syracuse ... Played in 44 FBS games (with 16 starts) from 2019-23 and totaled 130 tackles, four interceptions, three tackles for loss and two forced fumbles ... Tom Osborne Citizenship Team honors in 2023 and 2020 in addition to a Brook Berringer Citizenship Team honor in 2020 ... Played in 13 games for Syracuse in 2023, totaling 20 tackles, one forced fumble and 1.5 tackles for loss ... Started in all 11 of his appearances for Nebraska in 2022, recording 73 tackles, one interception and five passes defended, highlighted by 14 tackles against Minnesota ... After redshirting as a true freshman (three game appearances in 2019) and playing in five games (with one start) during an injury-shortened, COVID-affected season in 2020, appeared in 12 games (with four starts) in 2021 ... Younger brother, Kendall, signed with App State as a high school recruit in December.

High School: Secondary standout at Westlake High ... Named all-region first team as a senior after earning second-team honors as a junior ... Three-star prospect ... Ranked among the top 50 safeties nationally by Rivals and among the top 60 safeties in the country in the 247Sports Composite rankings.



KAI FERNANDES **25**

STAR - FRESHMAN
5-1 - 195
CUMMING, GA.
DENMARK



2024: Early enrollee

High School: First-team all-region performer as a senior in his first season at Denmark ... Had 76 tackles (65 solo), seven tackles for loss, two sacks, one forced fumble, one fumble recovery and three breakups as a senior ... As a junior, All-Region 6-A honorable mention on defense while playing as a defensive back and receiver at South Forsyth ... Intercepted two passes and forced one fumble in 2022 before playing in the Georgia vs. Florida High School Showcase rising senior game ... Ranked as a three-star prospect by 247Sports.



WILLIAM FOWLES **0**

WIDE RECEIVER - REDSHIRT FRESHMAN
6-3 - 205
HIALEAH, FLA.
DADE CHRISTIAN (LOUISVILLE)



Prior to App State: Transferred from Louisville with four seasons of eligibility remaining ... Appeared in one game as a redshirting true freshman at Louisville in 2023, catching one pass for 7 yards against Murray State.

High School: Attended Dade Christian for three years and played his final season at Avant Garde ... Four-star ranking from 247 Sports ... 2023 UA Next All-American ... Rated the No. 97 wide receiver in the country ... Caught 47 passes for 1,100 yards and 19 touchdowns as a junior before being slowed by injuries as a senior ... Had a seven-catch, 204-yard game against Opa Lock Monsignor.



GABE FUNK **65**

OFFENSIVE LINEMAN - FRESHMAN
6-6 - 305
XENIA, OHIO
XENIA



High School: Standout performer for Xenia, just southwest of Dayton, Ohio, on the line as a junior and senior ... Two-time second-team all-state selection in Ohio, two-time first-team all-district pick and two-time first-team All-MVL pick ... Started 22 games in two seasons at Xenia ... Integrity Award winner ... Played at Harrison High School earlier in prep career.



BRYCE GEE **89**

WIDE RECEIVER - FRESHMAN
6-2 - 190
JACKSONVILLE, FLA.
BEACHSIDE



High School: Playing for a 9-1 team as a senior, totaled 18 catches for 366 with five TDs in the first five games of an injury-shortened season, with four touchdowns over the last two games of that strong start ... Had 152 yards in his second game as a senior and six catches for 108 yards with two TDs in another game ... As a junior, playing football for the first time, caught 30 passes for 632 yards and 12 touchdowns ... Strong season in 2022 for a program that was competing for the first time in the FHSAA Independent Division ... Also a standout basketball player who averaged 16.3 points and 8.2 rebounds as a junior ... Ranked as a three-star prospect by 247Sports.




JARED GIBBLE **46**

TIGHT END - REDSHIRT JUNIOR
6-4 - 235
WINSTON-SALEM, N.C.
OAK GROVE (VIRGINIA TECH/CAMPBELL)



Prior to App State: Transferred to App State with two seasons of eligibility remaining ... Redshirted as a true freshman at Virginia Tech in 2021 before spending the 2022 and 2023 seasons at Campbell ... Played in Campbell's first four games of 2022 before suffering a season-ending injury and appeared in nine games during the 2023 season.

High School: Played tight end for head coach Mark Holcomb at Oak Grove ... Key contributor during a 2019 season in which Oak Grove claimed a Central Carolina 2-A title in the program's second year ... Earned All-Davidson County honors and all-conference accolades ... Ranked as the No. 65 overall player from North Carolina and the No. 71 tight end in the Class of 2021 from 247Sports.



BLAKE HOBAN **25**

WIDE RECEIVER - REDSHIRT JUNIOR
5-10 - 185
NAPA, CALIF.
JUSTIN-SIENA (DIABLO VALLEY/YUBA COLLEGE)



Prior to App State: Arrived in Boone with three seasons of eligibility remaining ... After being a member of Diablo Valley Community College's program from 2021-22, appeared in two games for Yuba College in an abbreviated 2023 campaign, catching 10 passes for 104 yards and three touchdowns ... Caught five passes for 78 yards and three scores against Hartnell ... As a redshirt freshman receiver at Diablo Valley in 2022, caught 20 passes for 262 yards and two scores in 10 games ... Scored on a 31-yard touchdown pass from Joey Aguilar against Fresno City College and a 7-yard reception against San Joaquin Delta ... Appeared in one game for Diablo Valley in 2021.

High School: Played at Justin-Siena High, earning all-league honors as a senior and junior ... Had a team-high 41 receptions for 754 yards and six touchdowns while also recording two interceptions as a defensive back during his senior season ... Also played basketball and ran track, being part of a 4x100 relay team that set a school record.



AUSTIN HOBSON 57

NOSE - FRESHMAN
6-3 - 275
TOPSAIL, N.C.
TOPSAIL



High School: Standout at Topsail High totaled 72 tackles, 21.5 tackles for loss 6.5 sacks and three fumble recoveries as a senior.



JACK HOLLIFIELD 68

OFFENSIVE LINEMAN - REDSHIRT JUNIOR
6-4 - 300
SHELBY, N.C.
SHELBY (VIRGINIA TECH)



Prior to App State: Transferred to App State with two seasons of eligibility remaining ... Member of Virginia Tech's program from 2021-23, appearing in 13 games in 2023 and 11 games in 2022 after redshirting as a true freshman ... Made contributions on the offensive line, making five offensive appearances in 2023, with his most action coming against Boston College and Syracuse.

High School: Three-year letterwinner at linebacker and tight end at Shelby High, winning state titles in 2019 under Mike Wilbanks and 2018 under Lance Ware, a current App State assistant coach ... Posted 369 career tackles, 18.0 sacks and three fumble recoveries ... Returned an interception for a touchdown in the 2018 state championship game ... Recorded at least 100 tackles in each of his three high school seasons, including a team-best 164 tackles in the 2019 season ... Also played on a state champion basketball squad.



JACK KELLY 83

TIGHT END - FRESHMAN
6-3 - 240
ATHENS, GA.
NORTH OCONEE



2024: Early enrollee

High School: Standout as a senior for a 12-1 team that reached the Class 4A quarterfinals ... First-team all-state selection as a senior and junior in Georgia ... Three-time first-team all-region performer ... Three-year starter (with a 35-6 record) at tight end and on the defensive line had 32 pancake blocks to go with eight catches for 60 yards and a touchdown as a senior ... On defense, recorded 36 tackles, seven sacks, 13 quarterback hits and two forced fumbles in 2023 ... Starter on state semifinal and regional champion teams in 2022 (13-1) and 2021 (10-4) ... Ranked as a three-star prospect by 247Sports.



LUKE LAIR 48

CORNERBACK - REDSHIRT SOPHOMORE
6-2 - 185
WAKE FOREST, N.C.
WAKEFIELD



Prior to 2024: Dean's list as a member of App State's track & field team during the 2022-23 season.

High School: Played football at Wakefield, totaling 25 tackles as a senior during the 2021 fall ... Graduated Summa Cum Laude.



GARNER LANGLO 73

OFFENSIVE LINEMAN - REDSHIRT JUNIOR
6-7 - 300
HARTFORD, ALA.
TRINITY CATHOLIC (AUBURN)



Prior to App State: Transferred to App State with two seasons of eligibility remaining ... Enrolled at Auburn during the 2021-23 seasons ... Did not see any game action as a reserve offensive lineman in 2021 or 2022.

High School: Rated as a top 50 interior offensive lineman in the 2021 signing class and among the top 100 overall prospects in Florida by Rivals and 247Sports ... Helped lead the Trinity Catholic Celtics to the state Class 3-A semifinals with an 11-1 record ... Ocala Star-Banner All-County honoree.



TREY LENHARDT 18

SAFETY - FRESHMAN
6-1 - 195
WATKINSVILLE, GA.
NORTH OCONEE



2024: Early enrollee

High School: Two-time all-region performer in Region 8 Class 4A ... Four-year letterwinner was on teams that made playoffs four straight years and were three-time regional champs ... Was senior standout for a 12-1 team ... All-region performer as a junior with four interceptions, nine breakups and two forced fumbles for a team that reached the state semifinals ... Opened playoffs that season with two interceptions, including one that was returned for a touchdown ... Ranked as a three-star prospect by 247Sports.




JOSE LEON 81

WIDE RECEIVER - FRESHMAN
5-10 - 175
MIAMI, FLA.
COLUMBUS



High School: All-state selection and All-Dade County honoree during prep career in state of Florida ... Helped Columbus win back-to-back state titles in his final two seasons, as the Explorers capped a 13-2 season in 2023 with a victory in the Class 4M title game ... Through 13 games, totaled 62 catches for 670 yards and six touchdowns as a senior ... Had back-to-back games with 100-plus receiving yards, including a nine-catch, 125-yard performance with two touchdowns against Jesuit ... As a junior, caught 40 passes for 618 yards and 12 touchdowns ... Had at least one touchdown in nine games for a 14-1 state champion ... Warren Henry Award Nominee for award that goes to the top player in south Florida ... Ranked as a three-star prospect by 247Sports.



MICHAEL MAROTTA 64

OFFENSIVE LINEMAN - FIFTH-YEAR REDSHIRT JUNIOR
6-5 - 310
SPRING HILL, FLA.
NATURE COAST TECH (VALDOSTA STATE)



Prior to App State: Member of Valdosta State's program from 2020-23, transferred with two seasons of eligibility remaining after appearing in 19 games over his final two seasons with the Blazers ... Started at center in all 14 games during a 2023 season in which Valdosta State went 12-2 and reached the Division II national quarterfinals ... After being at Valdosta State during the fall of 2020 (when no games were played because of COVID protocols) and redshirting in 2021 for a team that finished as the national runner-up, played in five games as a redshirt freshman in 2022, including the final four games ... Named to GSC Academic Honor Roll.

High School: Named to the Gulf Coast 8 All-District and All-County teams ... Was a team captain at Nature Coast Tech ... Selected to play in the 2020 352 All-Star Game, 2020 FACA All-Star Game and 2020 Blue-Gray Game, garnering All-America accolades ... Florida Athletic Coaches Association All-Star ... Three-time district champion ... Named a North Florida All-Star ... Also wrestled in high school.



ELIJAH MC-CANTOS 13

DEFENSIVE BACK - REDSHIRT SOPHOMORE
6-0 - 190
LITTLE HAITI, FLA.
EDISON (ILLINOIS)



Prior to App State: Transferred to App State with three seasons of eligibility remaining ... Member of Illinois' program from 2022-23, totaling 12 game appearances and six tackles ... Played in eight games in 2023, opening the season with four stops against Toledo and earning Academic All-Big Ten recognition ... Played in four games as a redshirting true freshman in 2022.

High School: Three-star recruit by 247Sports, On3.com and Rivals while at Edison High ... Ranked the No. 45 cornerback in the country by Rivals ... Played for head coach Luther Campbell at Edison ... Also participated in basketball, track and wrestling in high school.



JACKSON MOORE 39

KICKER - REDSHIRT FRESHMAN
5-10 - 170
WAXHAW, N.C.
MARVIN RIDGE (KENTUCKY)



Prior to App State: Member of Kentucky's program in 2023 as a redshirting true freshman.

High School: Rated a five-star kicker ... Four-year starter for head coach Aubrey Carter at Marvin Ridge ... Hit 7 of 10 field goals and was perfect on PATs as a senior ... Named first-team all-state by HighSchoolOT.com, Union County High School Football (UCHSF) and Prep Redzone North Carolina ... Named the 4A Southern Carolina Conference Special Teams Player of the Year in 2021 and 2022.



KALEB NEAL 20

SAFETY - FRESHMAN
6-1 - 195
SNELLVILLE, GA
BROOKWOOD



2024: Early enrollee

High School: Totaled 63 tackles, one interception, three breakups and one forced fumble as a senior ... Had a season-high nine tackles in two separate games, including a matchup with Parkview in which he also came down with an interception ... As a junior, had 33 tackles and one interception in Georgia's 7A Region 4 as Brookwood posted a 4-1 region record ... Ranked as a three-star prospect by 247Sports.



ASHTON PARKER 39

CORNERBACK - FRESHMAN
6-1 - 185
GREENSBORO, N.C.
CHRIST SCHOOL



High School: Standout at Christ School outside of Asheville ... Totaled 70-plus tackles in high school, with an interception during his junior season.



SETH ROBERTSON 16

CORNERBACK - FIFTH-YEAR SENIOR
5-11 - 195
MADISON, GA.
MORGAN COUNTY (GEORGIA SOUTHERN)



Prior to App State: Transferred to App State with one season of eligibility remaining ... Member of Georgia Southern's program from 2020-23, appearing in 45 games with 14 starts and totaling 75 tackles ... Spent two seasons with Scot Sloan in Statesboro, including a 2021 season with 32 tackles and four pass breakups over 10 games, including five starts ... Started four games in 2022, when he had 23 tackles, and five more games in 2023, when he had 14 tackles ... Posted seven tackles against Coastal Carolina in 2022 and six against Arkansas State in 2021 ... Appeared in 10 games in 2020, a true freshman season that didn't count against his eligibility because of COVID ... Multiple-time honor roll member.

High School: Played at Morgan County for coach Bill Malone ... Had 1,039 all-purpose yards and seven touchdowns as a senior and also tallied 22 solo tackles with two interceptions ... Named first-team 8-AAA All-Region ... As a junior, recorded seven touchdowns and 527 total yards as a slot receiver ... Primarily played cornerback and finished with four interceptions, 10 breakups and over 50 tackles ... Also played baseball and competed in track & field, setting the school record in the long jump at 22-9.5 and triple jump at 45-3.




ANTHONY ROSIER 51

OUTSIDE LINEBACKER - FRESHMAN
6-4 - 235
WINDERMERE, FLA.
WEKIVA



High School: Credited with 23 tackles, eight tackles for loss and four sacks during the first half of his senior season ... Played primarily rush end at Wekiva and projects as a pass-rushing outside linebacker in college ... As a junior in 2022 at Windermere, totaled 59 tackles, 14.0 tackles for loss, six sacks and 12 quarterback hurries ... Ranked as a three-star prospect by 247Sports.



TYSHAWN SANDERS 36

CORNERBACK - FRESHMAN
6-0 - 175
MARION, S.C.
MARION



High School: Four-year starter contributed to region championships in first three seasons while contributing at both cornerback and receiver ... All-region selection as a senior and an all-state selection as a specialist ... Scored touchdowns on an interception return, a blocked punt return, two kickoff returns, two receptions and one as a runner during his prep career ... Totaled 44 tackles, two tackles for loss, a 70-yard interception return for a touchdown, four breakups, three blocked punts, one blocked field goal and one kickoff return for a touchdown as a senior for a 10-2 team ... Also scored three offensive touchdowns while gaining 157 yards on four receptions with two scores and rushing for one score ... Had three interceptions, five breakups and forced three fumbles as a junior ... Totaled four interceptions and 103 tackles in his prep career ... Ranked as a three-star prospect by 247Sports.



ZAVIER SHORT 18

WIDE RECEIVER - REDSHIRT SOPHOMORE
6-2 - 210
CHAPIN, S.C.
CHAPIN (SOUTH CAROLINA)



Prior to App State: Member of South Carolina's program from 2022-23, leaving him with three seasons of eligibility remaining following his departure ... Joined the Gamecocks as a tight end and redshirted in 2022 before working at wide receiver in 2023 ... Named to the SEC First-Year Academic Honor Roll.

High School: Ended prep career at Chapin High as school's all-time receiving leader with 217 catches for 3,391 yards ... Selected to the Shrine Bowl of the Carolinas as well as the Touchstone Energy Cooperatives Bowl in Myrtle Beach ... Led Eagles with 67 catches for 1,038 yards and 14 touchdowns as a senior during an 8-4 season in 2021 ... Ranked as the 23rd-best player in South Carolina and a top-200 receiver nationally by the 247Sports Composite rankings.



THOMAS SHRADER 67

OFFENSIVE LINEMAN - FIFTH-YEAR REDSHIRT JUNIOR
6-5 - 305
VENICE, FLA.
VENICE (FLORIDA STATE)



Prior to App State: Versatile lineman who can play multiple positions was a member of Florida State's program from 2020-23 and transferred with two seasons of eligibility remaining ... Played in 16 career games at FSU with one start, including action in 11 games during a 2023 season in which the Seminoles took an unbeaten record into the Orange Bowl ... Played in four ACC games and started one (against NC State) as a true freshman in 2020 (during the COVID year) and also played in one game in 2022 ... Multiple time ACC Honor Roll member and Seminole Scholar.

High School: Three-star recruit rated as nation's No. 13 center and 75th overall prospect in Florida by 247Sports ... As a senior, helped Venice advance to semifinal round of 7A state playoffs while blocking for an offense that rushed for nearly 3,000 yards and averaged 32.8 points per game .. Blocked for an offense that averaged 43.1 points per game, rushed for 2,892 yards and passed for 2,790 yards as a junior for a team that won 11 games and advanced to semifinal round of state playoffs ... Won state title as a sophomore, blocking for an offense that averaged 39.5 points per game, passed for 3,145 yards and added 2,982 yards on the ground ... Also played basketball at Venice.



GABRIEL SIMPKINS 54

LONG SNAPPER - SOPHOMORE
6-0 - 215
RALEIGH, N.C.
LEESVILLE ROAD (UNC PEMBROKE)



Prior to App State: Member of UNC Pembroke's program in 2023, starting as a true freshman who played in 10 games and had 43 in-game snaps, leaving him with three seasons of eligibility remaining following his departure.

High School: Prepped at Leesville Road for coach Ben Kolstad ... As an all-conference senior, logged 515 receiving yards and made 12 tackles on special teams.



JT SOWELL 62

OFFENSIVE LINEMAN - FRESHMAN
6-3 - 275
WEST COLUMBIA, S.C.
GRAY COLLEGIATE ACADEMY



2024: Early enrollee

High School: Two-time first-team all-state selection who played all five positions on the offense line ... Helped lead Gray Collegiate Academy to 15 wins as a senior ... Four-year letterwinner who was part of four regional championships, three Upper State title appearances, two Upper State championships and one state championship (as a sophomore in 2021) ... Graded out at better than 90 percent on the offensive line all four years at Gray Collegiate ... Selected to play in the Touchstone Energy Bowl all-star game ... Ranked as a three-star prospect by 247Sports and as the nation's 14th-best center by ESPN.



NICK TAYLOR 19

CORNERBACK - FRESHMAN
6-1 - 185
FAYETTEVILLE, GA.
GAINESVILLE



High School: Two-time all-region performer ... Standout defender as a senior for a team that won its first 12 games and finished 12-1 ... Totaled 51 tackles, one interception, five breakups, one sack, one forced fumble and one fumble recovery in 2023 for the Red Elephants ... As a junior, named to the all-region team as a standout at Fayette County High School ... Recorded 36 tackles, one interception and two breakups in 2022 while playing in the defensive secondary and also appeared frequently at quarterback ... Started boxing at the age of 5 and has enjoyed great success in that sport ... Was a four-sport athlete until his junior year of high school ... Ranked as a three-star prospect by 247Sports.




BILLY WILES 9

QUARTERBACK - REDSHIRT JUNIOR
6-3 - 215
ASHBURN, VA.
STONE BRIDGE (CLEMSON/SOUTHERN MISS)



Prior to App State: Transferred to App State with two seasons of eligibility remaining ... Played quarterback at Southern Miss in 2023, starting 10 games, after being a member of Clemson's program from 2021-22 ... Played in 12 FBS games during those three seasons, completing 162 of 302 passes for 1,971 yards and 12 touchdowns ... In 2023, played in 11 games and completed 160 of 298 passes for 1,940 yards and 11 touchdowns ... As a starter in Boone, completed 23 of 41 passes for 287 yards and one touchdown during Southern Miss' 48-38 loss to App State ... Also threw for at least 200 yards against Texas State (275), Alcorn State (267), Arkansas State (215) and ULM (200) ... Had three games with at least two touchdown passes, including three against Alcorn State while completing 75 percent of his passes (21 of 28) ... Played in one game for Clemson in 2021, throwing a 25-yard touchdown pass against UConn, before earning a scholarship from the Tigers before the 2022 season ... Member of the ACC Honor Roll.

High School: Led Stone Bridge in Ashburn, Va., to a state title in the spring of 2021 ... Last throw of prep career was a 16-yard, walk-off touchdown pass in overtime to defeat Highland Springs for the state championship ... Threw for 2,481 yards and 22 touchdowns as a junior in the fall of 2019.



DARON WILSON 22

CORNERBACK - FRESHMAN
6-2 - 180
SALEM, VA.
SALEM/FORK UNION



High School: Cornerback at Fork Union Military Academy in 2023 following a standout career at Salem High in Virginia ... Had an interception to help seal a win against Wagner College early in the 2023 season ... Helped lead Salem to a regional final and 10-win season as a senior quarterback in 2022 ... Threw for 1,656 yards and 18 touchdowns as a junior.



MATTHEW WILSON 6

QUARTERBACK - FRESHMAN
6-0 - 205
ROCK HILL, S.C.
ROCK HILL



2024: Early enrollee

High School: Offensive MVP of the 2023 Shrine Bowl of the Carolinas with 163 passing yards and two touchdown passes in a 24-0 win against North Carolina ... All-state selection as a senior ... Threw for 2,155 yards and 21 touchdowns while also running for 421 yards and 10 touchdowns as a senior for totals of 2,576 yards and 31 touchdowns ... SCFCA All-State selection ... Helped his team improve from two wins in 2022 to a 6-5 finish as a senior, including a 4-1 region record ... Four-year starter was also the region player of the year as well as an all-region selection and conference player of the year as a junior ... Ranked as a three-star prospect by 247Sports.



Team Statistics

	APP	OPP
Scoring	465	378
Points per game	33.2	27.0
Points Off Turnovers	85	46
First Downs	333	279
Rushing	122	134
Passing	181	126
Penalty	30	19
Rushing Yardage	2408	2498
Yards gained rushing	2667	2865
Yards lost rushing	259	367
Rushing attempts	534	502
Average per rush	4.5	5.0
Average per game	172.0	178.4
TDs Rushing	23	28
Passing Yardage	3830	2804
Comp-Att-Int	300-472-10	258-422-15
Average per pass	8.1	6.6
Average per catch	12.8	10.9
Average per game	273.6	200.3
TDs Passing	34	15
Total offense	6238	5302
Total plays	1006	924
Average per play	6.2	5.7
Average per game	445.6	378.7
Kick returns: #-Yards	27-604	35-676
Punt returns: #-Yards	2-37	13-63
Int returns: #-Yards	15-149	10-48
Kick return average	22.4	19.3
Punt return average	18.5	4.8
Int return average	9.9	4.8
Fumbles-Lost	30-12	15-10
Penalties-Yards	63-582	95-870
Average per game	41.6	62.1
Punts-Yards	54-2107	66-2772
Average per punt	39.0	42.0
Net punt average	37.5	39.9
Kickoffs-Yards	88-5261	71-4317
Average per kick	59.8	60.8
Net kick average	39.0	38.3
Time of possession / game	30:35	28:41
3rd-down conversion	79/188	72/179
3rd-down pct	42%	40%
4th-down conversion	18/29	8/20
4th-down pct	62%	40%
Sacks by-Yards	35-252	21-115
Misc Yards	0	0
Touchdowns scored	59	48
Field goals - attempts	19-22	14-18
On-Side kicks	0-1	0-1
Red-zone scores	(51-59) 86%	(42-51) 82%
Red-zone touchdowns	(36-59) 61%	(30-51) 59%
PAT-attempts	(54-54) 100%	(40-42) 95%
2-point conversion-attempts	(0-5) 0%	(3-6) 50%
Attendance	208401	171886
Games / Avg per game	6/34734	7/24555
Neutral site games	-	1/11121

Score by Periods

Team	1st	2nd	3rd	4th	OT	TOT
App State	67	143	124	118	13	465
Opponents	59	117	79	107	16	378



Team Statistics — Sun Belt Regular-Season Games (6-2 record)

	APP	OPP
Scoring	288	206
Points per game	36.0	25.8
Points Off Turnovers	51	13
First Downs	186	176
Rushing	60	73
Passing	107	89
Penalty	19	14
Rushing Yardage	1301	1310
Yards gained rushing	1412	1531
Yards lost rushing	111	221
Rushing attempts	270	296
Average per rush	4.8	4.4
Average per game	162.6	163.8
TDs Rushing	13	11
Passing Yardage	2381	1947
Comp-Att-Int	175-265-6	161-263-9
Average per pass	9.0	7.4
Average per catch	13.6	12.1
Average per game	297.6	243.4
TDs Passing	24	13
Total offense	3682	3257
Total plays	535	559
Average per play	6.9	5.8
Average per game	460.3	407.1
Kick returns: #-Yards	15-325	26-502
Punt returns: #-Yards	1-14	5-16
Int returns: #-Yards	9-68	6-33
Kick return average	21.7	19.3
Punt return average	14.0	3.2
Int return average	7.6	5.5
Fumbles-Lost	13-6	7-5
Penalties-Yards	37-372	60-573
Average per game	46.5	71.6
Punts-Yards	33-1255	38-1637
Average per punt	38.0	43.1
Net punt average	36.9	41.7
Kickoffs-Yards	52-3190	40-2485
Average per kick	61.3	62.1
Net kick average	40.0	39.0
Time of possession / game	29:02	30:51
3rd-down conversion	39/97	43/106
3rd-down pct	40%	41%
4th-down conversion	10/15	5/13
4th-down pct	67%	38%
Sacks by-Yards	23-144	11-42
Misc Yards	0	0
Touchdowns scored	38	25
Field goals - attempts	8-8	10-13
On-Side kicks	0-0	0-1
Red-zone scores	(30-31) 97%	(26-33) 79%
Red-zone touchdowns	(23-31) 74%	(18-33) 55%
PAT-attempts	(36-36) 100%	(20-21) 95%
2-point conversion-attempts	(0-1) 0%	(2-4) 50%
Attendance	132158	80034
Games / Avg per game	4/33040	4/20009
Neutral site games	-	0/0

Score by Periods

Team	1st	2nd	3rd	4th	OT	TOT
App State	41	104	63	74	6	288
Opponents	49	62	35	57	3	206

Rushing

Player	gp	att	gain	loss	net	avg	td	lg	avg/g
Nate Noel	11	173	851	17	834	4.8	5	68	75.8
Kanye Roberts	14	123	711	15	696	5.7	7	61	49.7
Maquel Haywood	13	60	332	14	318	5.3	2	31	24.5
Anderson Castle	6	53	300	17	283	5.3	2	29	47.2
Joey Aguilar	14	81	367	122	245	3.0	3	25	17.5
Ahmani Marshall	14	20	76	11	65	3.3	2	11	4.6
Dashaun Davis	13	1	10	0	10	10.0	0	10	0.8
Dalton Stroman	14	1	6	0	6	6.0	0	6	0.4
Kaedin Robinson	14	1	1	0	1	1.0	0	1	0.1
Isaiah Helms	14	2	0	2	-2	-1.0	0	0	-0.1
Ryan Burger	1	4	10	20	-10	-2.5	0	10	-10.0
Milan Tucker	14	4	3	17	-14	-3.5	1	3	-1.0
Team	14	11	0	24	-24	-2.2	0	0	-1.7
Total	14	534	2667	259	2408	4.5	23	68	172.0
Opponents	14	502	2865	367	2498	5.0	28	75	178.4

Passing

Player	gp	effic	comp-att-int	pct	yds	td	lg	avg/g
Joey Aguilar	14	151.6	293-460-10	63.7	3757	33	77	268.4
Ryan Burger	1	149.4	7-11-0	63.6	73	1	24	73.0
Team	14	0.0	0-1-0	0.0	0	0	0	0.0
Total	14	151.3	300-472-10	63.6	3830	34	77	273.6
Opponents	14	121.6	258-422-15	61.1	2804	15	63	200.3

Receiving

Player	gp	no.	yds	avg	td	lg	avg/g
Kaedin Robinson	14	67	905	13.5	10	52	64.6
Christan Horn	14	36	566	15.7	6	52	40.4
Eli Wilson	14	34	350	10.3	5	32	25.0
Dashaun Davis	13	29	381	13.1	3	57	29.3
Makai Jackson	14	27	418	15.5	2	67	29.9
Milan Tucker	14	21	305	14.5	1	69	21.8
Dalton Stroman	14	20	390	19.5	3	77	27.9
Nate Noel	11	16	86	5.4	0	15	7.8
Kanye Roberts	14	14	113	8.1	0	18	8.1
David Larkins	11	13	99	7.6	3	23	9.0
Michael Hetzel	14	12	108	9.0	1	22	7.7
Miller Gibbs	8	6	74	12.3	0	26	9.3
Anderson Castle	6	5	35	7.0	0	10	5.8
Total	14	300	3830	12.8	34	77	273.6
Opponents	14	258	2804	10.9	15	63	200.3

Punt Returns

Player	no.	yds	avg	td	lg
Kaedin Robinson	2	37	18.5	0	23
Total	2	37	18.5	0	23
Opponents	13	63	4.8	0	16

Interceptions

Player	no.	yds	avg	td	lg
Tyrek Funderburk	4	52	13.0	2	23
Jordan Favors	4	34	8.5	0	20
Nick Ross	1	0	0.0	0	0
Jackson Greene	1	25	25.0	0	25
Jack Scroggs	1	12	12.0	0	12
Ethan Johnson	1	0	0.0	0	0
Omar Philyaw	1	26	26.0	0	26
Donovan Spellman	1	0	0.0	0	0
Trenton Alan Yowe	1	0	0.0	0	0
Total	15	149	9.9	2	26
Opponents	10	48	4.8	1	20

Kick Returns

Player	no.	yds	avg	td	lg
Milan Tucker	23	547	23.8	0	48
Maquel Haywood	2	30	15.0	0	15
Kaedin Robinson	1	18	18.0	0	18
Makai Jackson	1	9	9.0	0	9
Total	27	604	22.4	0	48
Opponents	35	676	19.3	1	100

Fumble Returns

Player	no.	yds	avg	td	lg
Ronald Clarke	1	6	6.0	0	6
Nick Ross	2	0	0.0	0	0
Milan Tucker	1	0	0.0	0	0
Andrew Parker Jr.	1	0	0.0	0	0
Montez Kelley	1	0	0.0	0	0
Michael Fletcher	1	0	0.0	0	0
DeAndre Dingle-Prince	1	0	0.0	0	0
Trevor Moffitt	1	0	0.0	0	0
Santana Hopper	1	0	0.0	0	0
Total	10	6	0.6	0	6
Opponents	12	2	0.2	2	2



Scoring

Player	td	fg	PAT						pts
			kick	rush	rcv	pass	dxp	saf	
Michael Hughes	-	19-22	54-54	-	-	-	-	-	111
Kaedin Robinson	10	-	-	-	-	-	-	-	60
Kanye Roberts	7	-	-	-	-	-	-	-	42
Christan Horn	6	-	-	-	-	-	-	-	36
Eli Wilson	6	-	-	-	-	-	-	-	36
Nate Noel	5	-	-	-	-	-	-	-	30
Dashaun Davis	3	-	-	-	-	-	-	-	18
Dalton Stroman	3	-	-	-	-	-	-	-	18
David Larkins	3	-	-	-	-	-	-	-	18
Joey Aguilar	3	-	-	-	-	-	-	-	18
Milan Tucker	2	-	-	-	-	-	-	-	12
Tyrek Funderburk	2	-	-	-	-	-	-	-	12
Ahmani Marshall	2	-	-	-	-	-	-	-	12
Anderson Castle	2	-	-	-	-	-	-	-	12
Maquel Haywood	2	-	-	-	-	-	-	-	12
Makai Jackson	2	-	-	-	-	-	-	-	12
Michael Hetzel	1	-	-	-	-	-	-	-	6
Total	59	19-22	54-54	0	0	0	0	0	465
Opponents	48	14-18	40-42	0	3	3	0	1	378

Field Goals

Player	fg	pct.	01-19	20-29	30-39	40-49	50-99	lg	blk
Michael Hughes	19-22	86.4	0-0	10-10	4-4	3-6	2-2	54	1
Opponents	14-18	77.8	0-0	2-2	8-11	4-4	0-1	47	0

FG Sequence

Team Name	App State	Opponents
Gardner-Webb	44,(43)	(37)
North Carolina	47,(46),(33)	(47),(31),39
East Carolina	(36)	
Wyoming	(25),(28),(20),(50),47	
ULM	(28),(54)	
Coastal Carolina	(29)	(33),(24)
Old Dominion		(47),(46)
Southern Miss.		31,(42),50
Marshall	(32)	(33)
James Madison	(22),(30)	(35),38,(25)
Ga. Southern	(24),(28)	(38),(34)
Troy	(41)	
Miami (OH)	(29),(22)	(34)

Numbers in (parentheses) indicate field goal was made.

Total Offense

Player	g	plays	rush	pass	total	avg/y
Joey Aguilar	14	541	245	3757	4002	285.9
Nate Noel	11	173	834	0	834	75.8
Kanye Roberts	14	123	696	0	696	49.7
Maquel Haywood	13	60	318	0	318	24.5
Anderson Castle	6	53	283	0	283	47.2
Ahmani Marshall	14	20	65	0	65	4.6
Ryan Burger	1	15	-10	73	63	63.0
Dashaun Davis	13	1	10	0	10	0.8
Dalton Stroman	14	1	6	0	6	0.4
Kaedin Robinson	14	1	1	0	1	0.1
Isaiah Helms	14	2	-2	0	-2	-0.1
Milan Tucker	14	4	-14	0	-14	-1.0
Team	14	0	-24	0	-24	-1.7
Total	14	1006	2408	3830	6238	445.0
Opponents	14	924	2498	2804	5302	378.7

Punting

Player	no.	yds	avg	lg	tb	fc	i20	50+	bl
Mitchell Lake	54	2107	39.0	57	1	20	20	6	0
Total	54	2107	39.0	57	1	20	20	6	0
Opponents	66	2772	42.0	61	5	33	19	13	0

Kickoffs

Player	no.	yds	avg	tb	ob	retn	net	yd
Michael Hughes	88	5261	59.8	34	2			
Total	88	5261	59.8	34	2	35	39	26
Opponents	71	4317	60.8	42	2	27	38.3	26



Overall Defense Statistics

#	Player	gp	Tackles				Sacks	Pass defense			Fumbles		blkd	
			ua	a	tot	tfl/yds		no-yds	int-yds	brup	qbh	fr-yds	ff	kick
7	Andrew Parker Jr.	14	52	62	114	6-30	2-19	.	2	4	1-0	.	.	
4	Nick Ross	14	43	62	105	3.5-12	1.5-8	1-0	4	2	2-0	.	.	
26	Caden Sullivan	14	33	31	64	4-14	1-9	.	1	1	.	1	.	
19	Ethan Johnson	14	42	14	56	4-6	.	1-0	11	
6	EJ Jackson	10	29	19	48	3-11	.	.	7	
2	Tyrek Funderburk	14	28	18	46	2.5-7	0.5-4	4-52	8	.	.	1	.	
90	Nate Johnson	14	21	22	43	8.5-66	7.5-65	.	1	4	.	1	.	
33	Derrell Farrar	14	14	25	39	2.5-4	0.5-3	.	.	2	.	.	.	
11	Jordan Favors	14	24	13	37	2.5-6	.	4-34	8	2	.	1	1	
29	Santana Hopper	14	15	19	34	7.5-36	3.5-24	.	.	2	1-0	.	.	
15	Thomas Davis	14	16	13	29	2.5-12	1-8	.	1	3	.	1	.	
25	Jackson Greene	14	14	12	26	1.5-2	.	1-25	
50	DeAndre Dingle-Prince	14	8	16	24	5.5-13	.	.	.	1	1-0	.	.	
27	Ronald Clarke	13	7	16	23	0.5-0	.	.	3	.	1-6	.	.	
44	Brodrick Gooch	14	11	12	23	1.5-15	1-14	
12	Shawn Collins	9	6	17	23	4-16	2.5-14	.	.	8	.	.	.	
91	Markus Clark	11	4	17	21	2.5-11	1-7	.	.	4	.	.	.	
5	Michael Fletcher	13	9	12	21	4.5-25	4.5-25	.	1	8	1-0	.	.	
56	Kyle Arnholt	14	10	10	20	1-1	1-1	.	.	1	.	.	.	
17	Jalik Thomas	14	12	8	20	0.5-2	0.5-2	.	2	
95	Montez Kelley	13	9	11	20	3-16	2-15	.	.	2	1-0	.	.	
97	Kevin Abrams-Verwayne	13	9	8	17	3.5-9	1.5-7	.	.	3	.	2	.	
9	Jarrett Paul	13	9	3	12	
36	Kevon Haigler	14	2	9	11	2-13	0.5-7	.	.	3	.	.	.	
8	Brendan Harrington	2	7	3	10	2.5-8	1-5	.	.	1	.	.	.	
88	Donovan Spellman	13	5	5	10	2-7	1-5	1-0	
37	Andre Hamilton	14	2	6	8	1	.	
13	Trenton Alan Yowe	13	7	1	8	2.5-14	1-10	1-0	1	
45	Trevor Moffitt	11	4	3	7	2-6	1-0	1	.	
16	Omari Philyaw	12	4	.	4	.	.	1-26	
35	Jack Scroggs	12	1	3	4	.	.	1-12	
42	Christian Johnstone	14	1	2	3	
24	Cahari Haynes	4	2	.	2	
0	Milan Tucker	14	2	.	2	1-0	.	.	
13	Christan Horn	14	1	1	2	
14	Kanye Roberts	14	1	1	2	
87	Eli Wilson	14	2	.	2	
21	DJ Burks	13	.	2	2	1	.	.	.	
96	Josiah Wyatt	5	.	1	1	0.5-1	
98	Jason Hertz	3	.	1	1	
5	Nate Noel	11	.	1	1	
6	Dashaun Davis	13	1	.	1	
4	Joey Aguilar	14	1	.	1	
1	Anderson Castle	6	1	.	1	
3	Ahmani Marshall	14	.	1	1	
Totals		14	469	482	951	86-363	35-252	15-149	50	52	10-6	9	1	0
Opponents		14	502	502	1004	62-222	21-115	10-48	61	45	12-2	15	1	1

2023 STATS



Passing Game-by-Game

#4 Joey Aguilar	Comp	Att	Int	Pct	Yards	TD	Long	Sacked	Effic.
Gardner-Webb	11	13	0	84.6	174	4	43	0-0	298.6
North Carolina	22	43	1	51.2	275	2	34	0-0	115.6
East Carolina	17	29	1	58.6	241	3	35	1-4	155.7
Wyoming	22	40	1	55.0	200	0	23	1-3	92.0
ULM	27	39	2	69.2	335	3	52	1-3	156.5
Coastal Carolina	18	31	0	58.1	305	2	69	0-0	162.0
Old Dominion	22	31	0	71.0	252	2	28	1-2	160.5
Southern Miss.	23	33	1	69.7	391	4	57	4-13	203.2
Marshall	20	27	0	74.1	229	3	29	3-13	182.0
Georgia St.	14	21	1	66.7	255	3	77	0-0	206.3
James Madison	28	46	1	60.9	318	3	39	1-4	136.1
Ga. Southern	23	36	1	63.9	296	4	41	1-7	164.1
Troy	28	39	0	71.8	275	0	40	5-45	131.0
Miami (OH)	18	32	1	56.3	211	0	52	1-13	105.4
Totals	293	460	10	63.7	3757	33	77	19-107	151.6

#18 Ryan Burger	Comp	Att	Int	Pct	Yards	TD	Long	Sacked	Effic.
Gardner-Webb	7	11	0	63.6	73	1	24	2-8	149.4
Totals	7	11	0	63.6	73	1	24	2-8	149.4

Rushing

Player	No-Yds/TD	GW	UNC	ECU	UW	ULM	CCU	ODU	USM	Marsh	GSU	JMU	GS	TROY	Miami
Nate Noel	173-834/5	24-115/1	26-127/2	25-193/1	30-107/0	18-109/0	1-1/0	DNP	3-8/0	12-20/0	10-86/1	10-21/0	DNP	14-47/0	DNP
Kanye Roberts	123-696/7	-	-	6-42/1	6-59/0	7-17/1	11-48/0	26-109/0	13-109/1	6-23/0	9-77/1	2-2/0	14-109/1	13-53/2	10-48/0
Joey Aguilar	81-245/3	3-8/0	6-42/0	6-13/1	6-20/0	7-49/0	3-6/0	8-14/1	9-43/0	10-44/0	5-20/0	3-0/0	4-11/0	6-39/0	5-14/1
Maquel Haywood	60-318/2	11-45/0	10-42/0	5-0/0	8-31/0	-	6-41/0	1-2/0	3-11/1	5-42/0	4-45/0	1-2/0	6-61/1	DNP	-
Anderson Castle	53-283/2	DNP	DNP	DNP	DNP	DNP	DNP	DNP	DNP	3-7/0	6-26/1	10-21/0	6-63/1	8-47/0	20-119/0
Ahmani Marshall	20-65/2	-	-	-	-	4-30/0	5-15/1	1-2/0	4-9/1	2-11/0	4-2/0	-	-	-	-
Ryan Burger	4-10/0	4-10/0	DNP	DNP	DNP	DNP	DNP	DNP	DNP	DNP	DNP	DNP	DNP	DNP	DNP
Milan Tucker	4-14/1	1-11/0	1-2/0	-	-	-	-	-	-	1-3/1	-	-	1-4/0	-	-
Isalah Helms	2-2/0	-	-	-	-	-	-	-	-	-	-	-	-	-	2-2/0
Dashaun Davis	1-10/0	-	1-10/0	-	-	-	-	-	-	-	-	-	-	-	DNP
Dalton Stroman	1-6/0	-	-	-	-	-	-	-	-	-	-	1-6/0	-	-	-
Kaedin Robinson	1-1/0	-	-	-	-	-	-	-	-	-	-	-	-	-	1-1/0

Receiving

Player	No-Yds/TD	GW	UNC	ECU	UW	ULM	CCU	ODU	USM	Marsh	GSU	JMU	GS	TROY	Miami
Kaedin Robinson	67-905/10	4-64/1	2-33/0	4-57/1	3-51/0	10-112/1	2-10/0	7-103/1	1-27/0	4-55/1	4-29/1	4-68/2	8-108/2	6-70/0	8-118/0
Christan Horn	36-566/6	4-50/1	2-9/0	2-24/0	1-11/0	6-124/2	1-13/0	3-60/0	8-165/2	-	-	-	2-46/1	5-42/0	2-22/0
Eli Wilson	34-350/5	2-15/1	2-18/1	-	4-29/0	2-13/0	3-41/0	2-22/0	4-48/1	2-6/0	-	4-61/1	4-53/1	3-28/0	2-16/0
Dashaun Davis	29-381/3	3-36/1	7-117/1	-	4-27/0	1-21/0	1-21/0	3-10/0	3-76/1	2-12/0	-	3-24/0	2-37/0	-	DNP
Makai Jackson	27-418/2	-	2-10/0	2-43/0	2-17/0	1-4/0	1-67/0	1-23/0	2-25/0	1-29/1	3-98/1	5-49/0	2-6/0	2-12/0	3-35/0
Milan Tucker	21-305/1	1-6/0	3-26/0	2-51/1	3-31/0	1-10/0	2-78/0	1-1/0	3-39/0	2-16/0	-	1-20/0	1-4/0	1-23/0	-
Dalton Stroman	20-390/3	2-49/1	2-34/0	1-17/0	2-24/0	2-31/0	2-35/1	1-12/0	-	-	3-93/1	2-36/0	-	2-49/0	1-10/0
Nate Noel	16-86/0	-	1-9/0	3-18/0	2-4/0	3-16/0	1-4/0	DNP	-	2-18/0	1-2/0	1-4/0	DNP	2-11/0	DNP
Kanye Roberts	14-113/0	-	-	-	1-6/0	-	1-18/0	3-16/0	2-11/0	-	-	2-19/0	2-27/0	2-13/0	1-3/0
David Larkins	13-99/3	DNP	DNP	3-31/1	-	1-4/0	2-8/1	1-5/1	-	1-10/0	2-28/0	1-4/0	-	2-9/0	DNP
Michael Hetzel	12-108/1	1-22/0	-	-	-	-	2-10/0	-	-	4-46/1	1-5/0	-	2-15/0	2-10/0	-
Miller Gibbs	6-74/0	1-5/0	1-19/0	DNP	DNP	DNP	DNP	-	-	2-37/0	-	2-13/0	-	DNP	DNP
Anderson Castle	5-35/0	DNP	DNP	DNP	DNP	DNP	DNP	DNP	DNP	-	-	3-20/0	-	1-8/0	1-7/0



Total Tackles

Player	S-A	Total	GW	UNC	ECU	UW	ULM	CCU	ODU	USM	Marsh	GSU	JMU	GS	TROY	Miami
Andrew Parker Jr.	52-62	114	3-7	8-4	3-4	3-0	4-5	5-7	2-4	5-8	2-3	10-4	3-4	1-4	1-4	2-4
Nick Ross	43-62	105	2-11	4-5	2-1	1-1	5-5	2-4	7-3	3-5	4-3	2-3	4-5	2-5	3-3	2-8
Caden Sullivan	33-31	64	-	2-0	2-2	2-0	1-4	6-3	-	3-4	0-2	5-1	2-3	3-3	2-4	5-5
Ethan Johnson	42-14	56	3-1	5-0	2-0	0-1	4-1	4-5	2-0	2-1	4-0	3-0	5-0	3-3	4-2	1-0
EJ Jackson	29-19	48	DNP	0-1	DNP	-	DNP	DNP	-	7-4	3-2	6-3	3-4	-	5-1	5-4
Tyrek Funderburk	28-18	46	3-3	1-2	2-0	0-2	2-1	3-2	0-1	3-2	1-1	1-1	5-2	3-1	4-0	-
Nate Johnson	21-22	43	1-3	0-2	1-2	1-0	2-1	2-5	4-2	0-4	-	2-0	3-1	0-1	2-0	3-1
Derrell Farrar	14-25	39	0-4	2-2	4-4	3-1	3-1	0-5	2-4	-	0-2	0-1	-	0-1	-	-
Jordan Favors	24-13	37	2-3	3-0	2-0	2-1	3-3	3-0	1-1	0-1	1-1	0-1	2-0	4-2	1-0	-
Santana Hopper	15-19	34	1-2	2-1	0-1	1-0	-	1-1	2-2	1-4	3-1	1-2	0-1	1-3	1-0	1-1
Thomas Davis	16-13	29	1-0	2-1	-	2-1	1-1	0-2	-	1-2	2-0	1-1	1-2	2-0	2-2	1-1
Jackson Greene	14-12	26	2-0	2-1	0-1	-	-	0-1	-	4-4	1-0	-	1-1	3-2	1-1	0-1
DeAndre Dingle-Prince	8-16	24	0-2	-	0-2	2-0	0-2	1-2	1-1	0-4	1-1	0-2	1-0	-	-	2-0
Brodrick Gooch	11-12	23	-	-	1-1	-	-	0-1	-	0-4	2-1	2-2	2-1	3-1	1-1	-
Ronald Clarke	7-16	23	0-3	0-1	-	-	DNP	0-2	2-3	1-0	-	1-0	2-2	-	1-3	0-2
Shawn Collins	6-17	23	1-2	0-1	1-1	1-1	1-1	0-5	0-4	1-2	1-0	DNP	DNP	DNP	DNP	DNP
Michael Fletcher	9-12	21	0-2	3-0	-	1-0	0-1	1-0	0-3	0-1	0-1	0-2	2-0	2-0	0-2	DNP
Markus Clark	4-17	21	0-2	-	1-3	1-0	0-3	1-1	0-3	-	DNP	DNP	DNP	-	0-3	1-2
Jalik Thomas	12-8	20	-	0-1	-	-	0-1	-	4-1	1-2	2-0	2-1	1-0	1-0	1-1	0-1
Kyle Arnholt	10-10	20	1-3	1-1	3-2	-	2-3	1-0	1-0	0-1	-	-	-	1-0	-	-
Montez Kelley	9-11	20	0-1	-	-	0-2	DNP	1-1	1-1	0-1	-	2-0	1-1	1-2	1-2	2-0
Kevin Abrams-Verwayne	9-8	17	2-0	0-1	1-1	1-1	0-1	0-1	0-1	DNP	-	1-1	2-0	1-1	-	1-0
Jarrett Paul	9-3	12	3-1	3-0	0-1	0-1	-	2-0	-	-	-	1-0	-	-	-	DNP
Kevon Haigler	2-9	11	-	-	0-1	-	-	-	-	0-2	0-1	1-2	1-1	-	0-1	0-1
Brendan Harrington	7-3	10	3-1	4-2	DNP	DNP	DNP	DNP	DNP	DNP	DNP	DNP	DNP	DNP	DNP	DNP
Donovan Spellman	5-5	10	0-1	-	0-1	1-0	0-1	-	-	-	1-0	1-0	2-0	0-2	-	DNP
Trenton Alan Yowe	7-1	8	-	-	-	-	-	-	1-0	-	1-0	5-0	-	0-1	-	DNP
Andre Hamilton	2-6	8	-	-	-	0-1	0-2	0-1	-	-	-	-	1-1	1-0	0-1	-
Trevor Moffitt	4-3	7	-	DNP	DNP	1-0	-	-	1-0	1-0	DNP	1-0	0-1	0-1	-	0-1
Omari Philyaw	4-0	4	DNP	2-0	-	DNP	-	2-0	-	-	-	-	-	-	-	-
Jack Scroggs	1-3	4	1-3	DNP	DNP	-	-	-	-	-	-	-	-	-	-	-
Christian Johnstone	1-2	3	-	-	-	0-1	-	-	1-0	-	-	-	-	-	0-1	-
Milan Tucker	2-0	2	-	-	-	-	-	-	2-0	-	-	-	-	-	-	-
Cahari Haynes	2-0	2	DNP	DNP	DNP	DNP	1-0	1-0	-	DNP	DNP	DNP	DNP	-	DNP	DNP
Eli Wilson	2-0	2	-	-	-	-	1-0	-	-	1-0	-	-	-	-	-	-
Christan Horn	1-1	2	-	0-1	-	-	1-0	-	-	-	-	-	-	-	-	-
Kanye Roberts	1-1	2	-	-	-	-	1-1	-	-	-	-	-	-	-	-	-
DJ Burks	0-2	2	0-1	-	-	-	-	-	-	-	-	-	-	0-1	-	DNP
Anderson Castle	1-0	1	DNP	DNP	DNP	DNP	DNP	DNP	DNP	DNP	-	-	-	-	1-0	-
Joey Aguilar	1-0	1	-	-	-	-	-	-	-	1-0	-	-	-	-	-	-
Dashaun Davis	1-0	1	-	-	-	1-0	-	-	-	-	-	-	-	-	-	DNP
Ahmani Marshall	0-1	1	-	-	-	-	-	0-1	-	-	-	-	-	-	-	-
Nate Noel	0-1	1	-	0-1	-	-	-	-	DNP	-	-	-	-	DNP	-	DNP
Josiah Wyatt	0-1	1	DNP	DNP	-	DNP	-	DNP	DNP	DNP	0-1	-	DNP	-	DNP	DNP
Jason Hertz	0-1	1	DNP	DNP	DNP	DNP	DNP	DNP	DNP	DNP	DNP	0-1	DNP	-	DNP	-

2023 STATS

2023-24 App State Football Team Game-by-Game

2023 STATS

Date	Opponent	Rushing				Receiving				Passing				Kick Returns			Punt Returns			tot off		
		no.	yds	td	lg	no.	yds	td	lg	cmp-att-int	yds	td	lg	no.	yds	td	lg	no.	yds		td	lg
09/02/2023	Gardner-Webb	43	147	1	16	18	247	5	43	18-24-0	247	5	43	2	57	0	48	0	0	0	0	394
09/09/2023	at North Carolina	44	219	2	18	22	275	2	34	22-43-1	275	2	34	1	41	0	41	0	0	0	0	494
09/16/2023	East Carolina	45	239	3	68	17	241	3	35	17-29-1	241	3	35	2	55	0	34	1	23	0	23	480
09/23/2023	at Wyoming	50	217	0	35	22	200	0	23	22-40-1	200	0	23	2	40	0	24	0	0	0	0	417
09/30/2023	at ULM	37	201	1	35	27	335	3	52	27-39-2	335	3	52	2	43	0	22	0	0	0	0	536
10/10/2023	Coastal Carolina	26	111	1	20	18	305	2	69	18-31-0	305	2	69	1	26	0	26	0	0	0	0	416
10/21/2023	at Old Dominion	36	123	1	24	22	252	2	28	22-32-0	252	2	28	4	98	0	35	0	0	0	0	375
10/28/2023	Southern Miss.	32	180	3	61	23	391	4	57	23-33-1	391	4	57	3	58	0	21	0	0	0	0	571
11/04/2023	Marshall	40	148	1	18	20	229	3	29	20-27-0	229	3	29	0	0	0	0	0	0	0	0	377
11/11/2023	at Georgia St.	39	254	3	61	14	255	3	77	14-21-1	255	3	77	1	23	0	23	1	14	0	14	509
11/18/2023	at James Madison	27	48	0	6	28	318	3	39	28-46-1	318	3	39	3	55	0	20	0	0	0	0	366
11/25/2023	Ga. Southern	33	236	3	37	23	296	4	41	23-36-1	296	4	41	1	22	0	22	0	0	0	0	532
12/02/2023	at Troy	41	108	3	23	28	275	0	40	28-39-0	275	0	40	2	37	0	23	0	0	0	0	383
12/16/2023	vs Miami (OH)	41	177	1	26	18	211	0	52	18-32-1	211	0	52	3	49	0	19	0	0	0	0	388
App State		534	2408	23	68	300	3830	34	77	300-472-10	3830	34	77	27	604	0	48	2	37	0	23	6238
Opponents		502	2498	28	75	258	2804	15	63	258-422-15	2804	15	63	35	676	1	100	13	63	0	16	5302

Date	Opponent	Tackles			Sacks	Fumble		Pass Defense			blkd	PAT attempts			off			
		ua	a	total		tfl-yds	no-yds	ff	fr-yds	int-yds		qbh	brup	kick	kick	rush	rcv	saf
09/02/2023	Gardner-Webb	29	56	85	3.0-4	0-0	1	1-0	2-37	9	5	0	6-6	0	0	0	14	45
09/09/2023	at North Carolina	44	28	72	6.0-16	2-11	0	0-0	0-0	5	0	0	4-4	0	0	0	0	34
09/16/2023	East Carolina	25	30	55	6.0-49	4-47	0	0-0	3-26	4	6	0	4-4	0	0	0	10	43
09/23/2023	at Wyoming	24	14	38	4.0-30	3-28	0	0-0	1-18	0	3	0	1-1	0	0	0	7	19
09/30/2023	at ULM	32	38	70	7.0-22	3-15	1	1-0	1-23	5	0	1	5-5	0	0	0	7	41
10/10/2023	Coastal Carolina	36	50	86	7.0-13	1-2	0	0-0	0-0	5	2	0	3-3	0	0	0	0	24
10/21/2023	at Old Dominion	34	34	68	5.0-28	5-28	0	0-0	0-0	1	1	0	3-3	0	0	0	0	21
10/28/2023	Southern Miss.	35	56	91	7.0-37	3-28	1	1-0	0-0	9	10	0	6-6	0	0	0	0	48
11/04/2023	Marshall	29	20	49	10.0-46	3-25	0	0-0	3-20	2	2	0	4-4	0	0	0	10	31
11/11/2023	at Georgia St.	48	28	76	9.0-26	1-4	1	1-0	1-0	2	5	0	6-6	0	0	0	7	42
11/18/2023	at James Madison	44	30	74	11.0-48	5-29	3	1-0	1-0	2	6	0	2-2	0	0	0	7	26
11/25/2023	Ga. Southern	32	34	66	4.0-16	2-13	1	1-0	3-25	8	4	0	7-7	0	0	0	20	55
12/02/2023	at Troy	31	32	63	3.0-13	1-9	0	1-0	0-0	0	4	0	2-2	0	0	0	3	23
12/16/2023	vs Miami (OH)	26	32	58	4.0-15	2-13	1	3-6	0-0	0	2	0	1-1	0	0	0	0	13
App State		469	482	951	86.0-363	35-252	9	10-6	15-149	52	50	1	54-54	0	0	0	85	465
Opponents		502	502	1004	62.0-222	21-115	15	12-2	10-48	45	61	1	40-42	0	3	1	46	378

Date	Opponent	Punting							Field Goals			Kickoffs						
		no.	yds	avg	long	blkd	tb	fc	50+	i20	md-att	long	blkd	no.	yds	avg	tb	ob
09/02/2023	Gardner-Webb	4	159	39.8	42	0	0	2	0	1	1-2	43	0	8	474	59.3	5	1
09/09/2023	at North Carolina	2	74	37.0	39	0	0	0	0	1	2-3	46	0	6	315	52.5	0	0
09/16/2023	East Carolina	3	118	39.3	52	0	0	2	1	1	1-1	36	0	8	484	60.5	3	0
09/23/2023	at Wyoming	4	163	40.8	43	0	0	1	0	1	4-5	50	1	5	325	65.0	5	0
09/30/2023	at ULM	3	121	40.3	47	0	1	1	0	1	2-2	54	0	7	434	62.0	4	0
10/10/2023	Coastal Carolina	4	165	41.3	56	0	0	2	1	2	1-1	29	0	5	316	63.2	0	0
10/21/2023	at Old Dominion	6	213	35.5	41	0	0	1	0	2	0-0	0	0	4	251	62.8	0	0
10/28/2023	Southern Miss.	5	174	34.8	40	0	0	3	0	2	0-0	0	0	8	493	61.6	4	0
11/04/2023	Marshall	3	118	39.3	44	0	0	2	0	1	1-1	32	0	6	385	64.2	2	0
11/11/2023	at Georgia St.	4	153	38.3	44	0	0	3	0	1	0-0	0	0	7	427	61.0	3	0
11/18/2023	at James Madison	5	192	38.4	57	0	0	0	1	3	2-2	30	0	6	358	59.7	3	0
11/25/2023	Ga. Southern	3	119	39.7	48	0	0	1	0	0	2-2	28	0	9	526	58.4	1	1
12/02/2023	at Troy	5	207	41.4	51	0	0	1	2	3	1-1	41	0	5	263	52.6	3	0
12/16/2023	vs Miami (OH)	3	131	43.7	53	0	0	1	1	1	2-2	29	0	4	210	52.5	1	0
App State		54	2107	39.0	57	0	1	20	6	20	19-22	54	1	88	5261	59.8	34	2
Opponents		66	2772	42.0	61	0	5	33	13	19	14-18	47	0	71	4317	60.8	42	2



Opponents Game-by-Game

Date	Opponent	Rushing			Receiving			Passing				Kick Returns			Punt Returns			tot	
		no.	yds	td lg	no.	yds	td lg	cmp-att-int	yds	td lg	no.	yds	td lg	no.	yds	td lg	no.	yds	off
09/02/2023	Gardner-Webb	30	139	2 16	30	221	1 41	30-46-2	221	1 41	1	21	0 21	2	27	0 16		360	
09/09/2023	at North Carolina	45	319	5 68	21	208	0 57	21-30-0	208	0 57	0	0	0 0	0	0	0 0		527	
09/16/2023	East Carolina	27	99	2 28	19	161	0 39	19-33-3	161	0 39	3	71	0 28	1	11	0 11		260	
09/23/2023	at Wyoming	27	177	2 75	5	31	0 13	5-15-1	31	0 13	0	0	0 0	2	5	0 4		208	
09/30/2023	at ULM	40	203	2 32	18	268	4 45	18-27-1	268	4 45	3	43	0 17	0	0	0 0		471	
10/10/2023	Coastal Carolina	45	196	1 21	19	373	2 63	19-28-0	373	2 63	3	66	0 31	0	0	0 0		569	
10/21/2023	at Old Dominion	39	219	2 36	18	188	1 25	18-25-0	188	1 25	2	33	0 19	3	15	0 6		407	
10/28/2023	Southern Miss.	43	301	4 75	23	287	1 37	23-42-0	287	1 37	3	36	0 18	1	2	0 2		588	
11/04/2023	Marshall	25	108	0 43	14	144	1 35	14-25-3	144	1 35	4	76	0 25	0	0	0 0		252	
11/11/2023	at Georgia St.	47	139	0 22	16	121	2 36	16-31-1	121	2 36	3	41	0 23	0	0	0 0		260	
11/18/2023	at James Madison	33	61	1 16	27	289	1 28	27-46-1	289	1 28	3	37	0 17	0	0	0 0		350	
11/25/2023	Ga. Southern	24	83	1 11	26	277	1 44	26-39-3	277	1 39	5	170	1 100	1	-1	0 0		360	
12/02/2023	at Troy	35	271	5 49	16	192	1 51	16-25-0	192	1 51	2	10	0 10	3	4	0 5		463	
12/16/2023	vs Miami (OH)	42	183	1 28	6	44	0 28	6-10-0	44	0 28	3	72	0 32	0	0	0 0		227	
Opponents		502	2498	28 75	258	2804	15 63	258-422-15	2804	15 63	35	676	1 100	13	63	0 16		5302	
App State		534	2408	23 68	300	3830	34 77	300-472-10	3830	34 77	27	604	0 48	2	37	0 23		6238	

2023 STATS

Date	Opponent	Tackles			Sacks	Fumble	Pass Defense			blkd	PAT attempts			off				
		ua	a	total			tfl-yds	no-yds	ff		fr-yds	int-yds	qbh	brup	kick	kick	rush	rcv
09/02/2023	Gardner-Webb	28	58	86	6.0-34	2-8	1	0-0	0-0	3	3	0	3-3	0	0	0	0	24
09/09/2023	at North Carolina	43	26	69	4.0-7	0-0	1	0-0	1-7	9	6	0	4-4	0	0	0	3	40
09/16/2023	East Carolina	35	42	77	3.0-10	1-4	1	1-0	1-8	3	3	0	4-4	0	0	0	14	28
09/23/2023	at Wyoming	51	40	91	2.0-5	1-3	0	1-2	1-0	6	5	1	2-2	0	1	0	7	22
09/30/2023	at ULM	31	50	81	4.0-9	1-3	2	2-0	2-23	6	3	0	4-5	0	0	0	7	40
10/10/2023	Coastal Carolina	34	16	50	0.0-0	0-0	1	1-0	0-0	4	6	0	3-3	0	0	0	3	27
10/21/2023	at Old Dominion	28	50	78	3.0-8	1-2	1	0-0	0-0	2	6	0	2-2	0	1	0	0	28
10/28/2023	Southern Miss.	33	36	69	8.0-24	4-13	2	1-0	1-8	1	3	0	5-5	0	0	0	3	38
11/04/2023	Marshall	39	30	69	6.0-19	3-13	0	0-0	0-0	2	4	0	0-0	0	0	0	0	9
11/11/2023	at Georgia St.	36	18	54	5.0-11	0-0	0	1-0	1-0	1	4	0	2-2	0	0	0	0	14
11/18/2023	at James Madison	39	22	61	4.0-11	1-4	1	1-0	1-0	4	6	0	1-1	0	1	1	0	23
11/25/2023	Ga. Southern	35	30	65	4.0-15	1-7	0	0-0	1-2	2	5	0	3-3	0	0	0	0	27
12/02/2023	at Troy	37	52	89	10.0-51	5-45	3	2-0	0-0	1	3	0	7-7	0	0	0	0	49
12/16/2023	vs Miami (OH)	33	32	65	3.0-18	1-13	2	2-0	1-0	1	4	0	0-1	0	0	0	9	9
Opponents		502	502	1004	62.0-222	21-115	15	12-2	10-48	45	61	1	40-42	0	3	1	46	378
App State		469	482	951	86.0-363	35-252	9	10-6	15-149	52	50	1	54-54	0	0	0	85	465

Date	Opponent	Punting								Field Goals			Kickoffs					
		no.	yds	avg	long	blkd	tb	fc	50+	i20	md-att	long	blkd	no.	yds	avg	tb	ob
09/02/2023	Gardner-Webb	4	125	31.3	46	0	0	3	0	0	1-1	37	0	5	263	52.6	2	1
09/09/2023	at North Carolina	2	90	45.0	48	0	0	2	0	2	2-3	47	0	6	375	62.5	5	0
09/16/2023	East Carolina	5	214	42.8	50	0	0	3	1	2	0-0	0	0	5	320	64.0	3	0
09/23/2023	at Wyoming	8	359	44.9	60	0	2	3	3	3	0-0	0	0	4	188	47.0	1	1
09/30/2023	at ULM	5	196	39.2	52	0	0	2	1	0	0-0	0	0	7	449	64.1	5	0
10/10/2023	Coastal Carolina	3	106	35.3	45	0	0	2	0	0	2-2	33	0	5	325	65.0	4	0
10/21/2023	at Old Dominion	5	219	43.8	61	0	0	2	1	1	2-2	47	0	5	313	62.6	1	0
10/28/2023	Southern Miss.	3	139	46.3	50	0	0	2	1	1	1-3	42	0	8	457	57.1	5	0
11/04/2023	Marshall	5	202	40.4	46	0	0	4	0	0	1-1	33	0	3	195	65.0	3	0
11/11/2023	at Georgia St.	9	427	47.4	59	0	0	2	4	3	0-0	0	0	2	130	65.0	1	0
11/18/2023	at James Madison	5	219	43.8	49	0	1	2	0	3	2-3	35	0	4	241	60.3	1	0
11/25/2023	Ga. Southern	3	129	43.0	50	0	1	2	1	1	2-2	38	0	6	375	62.5	5	0
12/02/2023	at Troy	4	181	45.3	53	0	1	1	1	1	0-0	0	0	8	513	64.1	6	0
12/16/2023	vs Miami (OH)	5	166	33.2	48	0	0	3	0	2	1-1	34	0	3	173	57.7	0	0
Opponents		66	2772	42.0	61	0	5	33	13	19	14-18	47	0	71	4317	60.8	42	2
App State		54	2107	39.0	57	0	1	20	6	20	19-22	54	1	88	5261	59.8	34	2



Team Game-by-Game Comparison

2023 STATS

Table with columns: Opponent, Score, Total, First Downs (Rush, Pass, Pen), Rushing (Number-Yards), Passing (Comp-Att-Int, Yards), Total Offense (Plays-Yards), Return Yards, Turn-Overs. Rows include Gardner-Webb, North Carolina, East Carolina, Wyoming, ULM, Coastal Carolina, Old Dominion, Southern Miss, Marshall, Georgia St, James Madison, Ga. Southern, Troy, Miami (OH), and Totals.

Table with columns: Opponents, 3rd Down Conversion, 4th Down Conversion, Time of Possession, TOP Margin, Avg Yds/Rush, Avg Yds/Pass, Avg Yds/Play, Punting (Number-Avg), Penalties (Number-Yards), Sacks. Rows include Gardner-Webb, North Carolina, East Carolina, Wyoming, ULM, Coastal Carolina, Old Dominion, Southern Miss, Marshall, Georgia St, James Madison, Ga. Southern, Troy, Miami (OH), and Totals.

App State Inside Opponent Red-Zone

Table with columns: Date, Opponent, Score, Times In RZ, Times Scored, Total Pts, Rush TDs, Pass TDs, FGs Made, Failed to score inside RZ (FGA, Down, Int, Fumb, Half, Game). Rows include Gardner-Webb, North Carolina, East Carolina, Wyoming, ULM, Coastal Carolina, Old Dominion, Southern Miss, Marshall, Georgia St, James Madison, Ga. Southern, Troy, Miami (OH), and Totals.

Opponents Inside App State Red-Zone

Table with columns: Date, Opponent, Score, Times In RZ, Times Scored, Total Pts, Rush TDs, Pass TDs, FGs Made, Failed to score inside RZ (FGA, Down, Int, Fumb, Half, Game). Rows include Gardner-Webb, North Carolina, East Carolina, Wyoming, ULM, Coastal Carolina, Old Dominion, Southern Miss, Marshall, Georgia St, James Madison, Ga. Southern, Troy, Miami (OH), and Totals.



App State - Game Highs

RUSHES	50	at Wyoming (09/23/2023)
YARDS RUSHING	254	at Georgia St. (11/11/2023)
YARDS PER RUSH	7.2	Ga. Southern (11/25/2023)
TD RUSHES	3	at Troy (12/02/2023)
	3	Ga. Southern (11/25/2023)
	3	at Georgia St. (11/11/2023)
	3	Southern Miss. (10/28/2023)
	3	East Carolina (09/16/2023)
PASS ATTEMPTS	46	at James Madison (11/18/2023)
PASS COMPLETIONS	28	at Troy (12/02/2023)
	28	at James Madison (11/18/2023)
YARDS PASSING	391	Southern Miss. (10/28/2023)
YARDS PER PASS	12.1	at Georgia St. (11/11/2023)
TD PASSES	5	Gardner-Webb (09/02/2023)
TOTAL PLAYS	90	at Wyoming (09/23/2023)
TOTAL OFFENSE	571	Southern Miss. (10/28/2023)
YARDS PER PLAY	8.8	Southern Miss. (10/28/2023)
POINTS	55	Ga. Southern (11/25/2023)
SACKS BY	5	at James Madison (11/18/2023)
	5	at Old Dominion (10/21/2023)
FIRST DOWNS	30	at North Carolina (09/09/2023)
PENALTIES	8	at Troy (12/02/2023)
PENALTY YARDS	70	at North Carolina (09/09/2023)
TURNOVERS	4	at ULM (09/30/2023)
PUNTS	6	at Old Dominion (10/21/2023)
PUNTING AVG	43.7	vs Miami (OH) (N) (12/16/2023)
LONG PUNT	57	at James Madison (11/18/2023)
PUNTS INSIDE 20	3	at Troy (12/02/2023)
	3	at James Madison (11/18/2023)
LONG PUNT RETURN	23	East Carolina (09/16/2023)

App State - Individual Game Highs

RUSHES	30	Nate Noel at Wyoming (09/23/2023)
YARDS RUSHING	193	Nate Noel vs East Carolina (09/16/2023)
TD RUSHES	2	Kanye Roberts at Troy (12/02/2023)
	2	Nate Noel at North Carolina (09/09/2023)
LONG RUSH	68	Nate Noel vs East Carolina (09/16/2023)
PASS ATTEMPTS	46	Joey Aguilar at James Madison (11/18/2023)
PASS COMPLETIONS	28	Joey Aguilar at Troy (12/02/2023)
	28	Joey Aguilar at James Madison (11/18/2023)
YARDS PASSING	391	Joey Aguilar vs Southern Miss. (10/28/2023)
TD PASSES	4	Joey Aguilar vs Ga. Southern (11/25/2023)
	4	Joey Aguilar vs Southern Miss. (10/28/2023)
	4	Joey Aguilar vs Gardner-Webb (09/02/2023)
LONG PASS	77	Joey Aguilar at Georgia St. (11/11/2023)
RECEPTIONS	10	Kaedin Robinson at ULM (09/30/2023)
YARDS RECEIVING	165	Christan Horn vs Southern Miss. (10/28/2023)
TD RECEPTIONS	2	Kaedin Robinson vs Ga. Southern (11/25/2023)
	2	Kaedin Robinson at James Madison (11/18/2023)
	2	Christan Horn vs Southern Miss. (10/28/2023)
	2	Christan Horn at ULM (09/30/2023)
LONG RECEPTION	77	Dalton Stroman at Georgia St. (11/11/2023)
PUNTS	6	Mitchell Lake at Old Dominion (10/21/2023)
PUNTING AVG	43.7	Mitchell Lake vs Miami (OH) (N) (12/16/2023)
LONG PUNT	57	Mitchell Lake at James Madison (11/18/2023)
PUNTS INSIDE 20	3	Mitchell Lake at Troy (12/02/2023)
	3	Mitchell Lake at James Madison (11/18/2023)
LONG PUNT RETURN	23	Kaedin Robinson vs East Carolina (09/16/2023)
LONG KICKOFF RETURN	48	Milan Tucker vs Gardner-Webb (09/02/2023)
TACKLES	14	Andrew Parker Jr. at Georgia St. (11/11/2023)
SACKS	2	Nate Johnson at James Madison (11/18/2023)
	2	Michael Fletcher at James Madison (11/18/2023)
	2	Nate Johnson at Old Dominion (10/21/2023)
TACKLES FOR LOSS	2	Nate Johnson at James Madison (11/18/2023)
	2	Michael Fletcher at James Madison (11/18/2023)
	2	Andrew Parker Jr. at Georgia St. (11/11/2023)
	2	Santana Hopper vs Marshall (11/04/2023)
	2	Nate Johnson at Old Dominion (10/21/2023)

**Opponent - Game Highs**

RUSHES	47	at Georgia St. (11/11/2023)
YARDS RUSHING	319	at North Carolina (09/09/2023)
YARDS PER RUSH	7.7	at Troy (12/02/2023)
TD RUSHES	5	at Troy (12/02/2023)
	5	at North Carolina (09/09/2023)
PASS ATTEMPTS	46	at James Madison (11/18/2023)
	46	Gardner-Webb (09/02/2023)
PASS COMPLETIONS	30	Gardner-Webb (09/02/2023)
YARDS PASSING	373	Coastal Carolina (10/10/2023)
YARDS PER PASS	13.3	Coastal Carolina (10/10/2023)
TD PASSES	4	at ULM (09/30/2023)
TOTAL PLAYS	85	Southern Miss. (10/28/2023)
TOTAL OFFENSE	588	Southern Miss. (10/28/2023)
YARDS PER PLAY	7.8	Coastal Carolina (10/10/2023)
POINTS	49	at Troy (12/02/2023)
SACKS BY	5	at Troy (12/02/2023)
FIRST DOWNS	33	Southern Miss. (10/28/2023)
PENALTIES	11	East Carolina (09/16/2023)
PENALTY YARDS	108	Coastal Carolina (10/10/2023)
TURNOVERS	4	Ga. Southern (11/25/2023)
PUNTS	9	at Georgia St. (11/11/2023)
PUNTING AVG	47.4	at Georgia St. (11/11/2023)
LONG PUNT	61	at Old Dominion (10/21/2023)
PUNTS INSIDE 20	3	at James Madison (11/18/2023)
	3	at Georgia St. (11/11/2023)
	3	at Wyoming (09/23/2023)
LONG PUNT RETURN	16	Gardner-Webb (09/02/2023)

Opponent - Game Lows

RUSHES	24	Ga. Southern (11/25/2023)
YARDS RUSHING	61	at James Madison (11/18/2023)
YARDS PER RUSH	1.8	at James Madison (11/18/2023)
TD RUSHES	0	at Georgia St. (11/11/2023)
	0	Marshall (11/04/2023)
PASS ATTEMPTS	10	vs Miami (OH) (N) (12/16/2023)
PASS COMPLETIONS	5	at Wyoming (09/23/2023)
YARDS PASSING	31	at Wyoming (09/23/2023)
YARDS PER PASS	2.1	at Wyoming (09/23/2023)
TD PASSES	0	vs Miami (OH) (N) (12/16/2023)
	0	at Wyoming (09/23/2023)
	0	East Carolina (09/16/2023)
	0	at North Carolina (09/09/2023)
TOTAL PLAYS	42	at Wyoming (09/23/2023)
TOTAL OFFENSE	208	at Wyoming (09/23/2023)
YARDS PER PLAY	3.3	at Georgia St. (11/11/2023)
POINTS	9	vs Miami (OH) (N) (12/16/2023)
	9	Marshall (11/04/2023)
SACKS BY	0	at Georgia St. (11/11/2023)
	0	Coastal Carolina (10/10/2023)
	0	at North Carolina (09/09/2023)
FIRST DOWNS	7	at Wyoming (09/23/2023)
PENALTIES	2	vs Miami (OH) (N) (12/16/2023)
PENALTY YARDS	10	vs Miami (OH) (N) (12/16/2023)
INTERCEPTIONS BY	0	at Troy (12/02/2023)
	0	Marshall (11/04/2023)
	0	at Old Dominion (10/21/2023)
	0	Coastal Carolina (10/10/2023)
	0	Gardner-Webb (09/02/2023)
PUNTS	2	at North Carolina (09/09/2023)



Games Played

##	Player	GP-GS	GW	UNC	ECU	UW	ULM	CCU	ODU	USM	Marsh	GSU	JMU	GS	TROY	Miami
0	Milan Tucker	14/0	XXX	XXX	XXX	XXX	XXX	XXX	XXX	XXX	XXX	XXX	XXX	XXX	XXX	XXX
1	Anderson Castle	6/0	XXX	XXX	XXX	XXX	XXX	XXX
2	Tyrek Funderburk	14/13	START	START	START	START	START	START	START	XXX	START	START	START	START	START	START
2	Kaedin Robinson	14/14	START	START	START	START	START	START	START	START	START	START	START	START	START	START
3	Ahmani Marshall	14/0	XXX	XXX	XXX	XXX	XXX	XXX	XXX	XXX	XXX	XXX	XXX	XXX	XXX	XXX
4	Nick Ross	14/14	START	START	START	START	START	START	START	START	START	START	START	START	START	START
4	Joey Aguilar	14/13	XXX	START	START	START	START	START	START	START	START	START	START	START	START	START
5	Michael Fletcher	13/0	XXX	XXX	XXX	XXX	XXX	XXX	XXX	XXX	XXX	XXX	XXX	XXX	XXX	...
5	Nate Noel	11/10	START	START	START	START	START	START	...	START	START	START	START	...	XXX	...
6	Dashaun Davis	13/10	START	START	XXX	XXX	START	START	START	START	START	XXX	START	START	START	...
6	EJ Jackson	10/6	...	XXX	...	XXX	XXX	XXX	START	START	START	START	START	START
7	Andrew Parker Jr.	14/14	START	START	START	START	START	START	START	START	START	START	START	START	START	START
8	Brendan Harrington	2/2	START	START
8	Dalton Stroman	14/1	XXX	XXX	XXX	XXX	XXX	XXX	XXX	XXX	START	XXX	XXX	XXX	XXX	XXX
9	Jarrett Paul	13/0	XXX	XXX	XXX	XXX	XXX	XXX	XXX	XXX	XXX	XXX	XXX	XXX	XXX	...
10	DJ VanHook	1/0	XXX
10	Zahn Coakley	0/0
11	Jordan Favors	14/8	START	START	START	START	START	START	XXX	XXX	XXX	XXX	START	XXX	START	XXX
11	Grant Tucker	0/0
12	Michael Hetzel	14/0	XXX	XXX	XXX	XXX	XXX	XXX	XXX	XXX	XXX	XXX	XXX	XXX	XXX	XXX
12	Shawn Collins	9/9	START	START	START	START	START	START	START	START	START
13	Christian Horn	14/13	START	START	START	START	START	START	START	START	XXX	START	START	START	START	START
13	Trenton Alan Yowe	14/1	XXX	XXX	XXX	XXX	XXX	XXX	XXX	START	XXX	XXX	XXX	XXX	XXX	XXX
14	Kanye Roberts	14/4	XXX	XXX	XXX	XXX	XXX	XXX	START	XXX	XXX	XXX	XXX	START	START	START
14	Jayden Bethea	0/0
15	Thomas Davis	14/3	XXX	XXX	START	START	START	XXX	XXX	XXX	XXX	XXX	XXX	XXX	XXX	XXX
15	Makai Jackson	14/1	XXX	XXX	XXX	XXX	XXX	XXX	XXX	XXX	XXX	XXX	XXX	XXX	XXX	START
16	Omari Philyaw	12/0	...	XXX	XXX	...	XXX	XXX	XXX	XXX	XXX	XXX	XXX	XXX	XXX	XXX
16	David Hernandez	2/0	XXX	...	XXX
17	Mason McHugh	0/0
17	Jalik Thomas	14/2	XXX	XXX	XXX	XXX	XXX	XXX	START	START	XXX	XXX	XXX	XXX	XXX	XXX
18	Ryan Burger	1/1	START
18	James Edwards	0/0
19	Ethan Johnson	14/14	START	START	START	START	START	START	START	START	START	START	START	START	START	START
19	Cameron Estep	0/0
20	Nathan Kibambe	0/0
20	Jaylon Calhoun	0/0
21	DJ Burks	14/0	XXX	XXX	XXX	XXX	XXX	XXX	XXX	XXX	XXX	XXX	XXX	XXX	XXX	XXX
21	Reece Larson	3/0	XXX	XXX	XXX
22	DJ Porter	0/0
22	Cash McVay	0/0
24	Cahari Haynes	4/0	XXX	XXX	XXX	XXX
25	Jackson Greene	14/0	XXX	XXX	XXX	XXX	XXX	XXX	XXX	XXX	XXX	XXX	XXX	XXX	XXX	XXX
26	Caden Sullivan	14/11	XXX	XXX	START	START	START	START	XXX	START	START	START	START	START	START	START
27	Ronald Clarke	13/6	XXX	XXX	XXX	XXX	...	XXX	START	START	START	START	XXX	START	XXX	START
27	Michael Dipasquale	0/0
28	Maquel Haywood	13/0	XXX	XXX	XXX	XXX	XXX	XXX	XXX	XXX	XXX	XXX	XXX	XXX	...	XXX
28	Zyeir Gamble	0/0
29	Santana Hopper	14/6	XXX	XXX	XXX	XXX	XXX	XXX	XXX	XXX	START	START	START	START	START	START
29	Carter Everett	0/0
30	Carter Greene	0/0
31	Dyvon McKinney	0/0
33	Derrell Farrar	14/0	XXX	XXX	XXX	XXX	XXX	XXX	XXX	XXX	XXX	XXX	XXX	XXX	XXX	XXX
34	Colton Phares	0/0
35	Jack Scroggs	12/0	XXX	XXX	XXX	XXX	XXX	XXX	XXX	XXX	XXX	XXX	XXX	XXX
35	Dylan Castoria	0/0
36	Kevon Haigler	14/0	XXX	XXX	XXX	XXX	XXX	XXX	XXX	XXX	XXX	XXX	XXX	XXX	XXX	XXX
37	Andre Hamilton	14/0	XXX	XXX	XXX	XXX	XXX	XXX	XXX	XXX	XXX	XXX	XXX	XXX	XXX	XXX
39	Tony Harris	0/0
40	Cole Becker	0/0

2023 STATS



Games Played

2023 STATS

##	Player	GP-GS	GW	UNC	ECU	UW	ULM	CCU	ODU	USM	Marsh	GSU	JMU	GS	TROY	Miami
41	Conner Maynard	14/0	XXX	XXX	XXX	XXX	XXX	XXX	XXX	XXX	XXX	XXX	XXX	XXX	XXX	XXX
42	Christian Johnstone	14/0	XXX	XXX	XXX	XXX	XXX	XXX	XXX	XXX	XXX	XXX	XXX	XXX	XXX	XXX
42	Braxton Veiga	0/0
43	Ryan McKinnis	0/0
44	Brodrick Gooch	14/0	XXX	XXX	XXX	XXX	XXX	XXX	XXX	XXX	XXX	XXX	XXX	XXX	XXX	XXX
44	Jake Mann	0/0
45	Trevor Moffitt	11/0	XXX	XXX	XXX	XXX	XXX	XXX	...	XXX	XXX	XXX	XXX	XXX
46	Isaiah McGuffin	0/0
47	Romelo Bell	0/0
48	DeShawn McKnight	0/0
49	Mitchell Lake	14/0	XXX	XXX	XXX	XXX	XXX	XXX	XXX	XXX	XXX	XXX	XXX	XXX	XXX	XXX
49	Randy Marion III	0/0
50	DeAndre Dingle-Prince	14/14	START	START	START	START	START	START	START	START	START	START	START	START	START	START
51	Cayden Sweatt	0/0
52	Orlando Leon	0/0
53	Jake Ganoe	0/0
54	Isaiah Helms	14/14	START	START	START	START	START	START	START	START	START	START	START	START	START	START
55	Seth Williams	7/0	XXX	XXX	XXX	XXX	XXX	XXX	XXX
56	Kyle Arnholt	14/7	START	START	START	START	START	START	START	XXX	XXX	XXX	XXX	XXX	XXX	XXX
57	Austin Shook	0/0
58	Blake Bradford	0/0
59	Jack Murphy	14/14	START	START	START	START	START	START	START	START	START	START	START	START	START	START
60	Ethan Ryan	1/0	XXX
62	Bucky Williams	14/14	START	START	START	START	START	START	START	START	START	START	START	START	START	START
63	Jayden Ramsey	5/1	START	XXX	...	XXX	...	XXX	...	XXX
66	Danny Stevens	1/0	XXX
70	Thornton Gentry	14/9	XXX	XXX	XXX	XXX	XXX	START	START	START	START	START	START	START	START	START
72	Markell Samuel	14/4	XXX	START	START	START	START	XXX	XXX	XXX	XXX	XXX	XXX	XXX	XXX	XXX
73	Jaden Lindsay	4/0	XXX	XXX	XXX	XXX
74	Griffin Scroggs	14/0	XXX	XXX	XXX	XXX	XXX	XXX	XXX	XXX	XXX	XXX	XXX	XXX	XXX	XXX
75	Damion Daley	14/14	START	START	START	START	START	START	START	START	START	START	START	START	START	START
76	Logan Ridolph	0/0
77	Daniel Davis	0/0
78	Joseph Solomon	0/0
80	Max Drag	1/0	XXX
81	Miller Gibbs	8/3	START	START	XXX	XXX	XXX	START	XXX	XXX
82	Chris Lawson Jr.	0/0
83	Coen Sutton	3/0	XXX	XXX	XXX
84	Ayden Burkey	0/0
85	David Larkins	11/2	START	START	XXX	XXX	XXX	XXX	XXX	XXX	XXX	XXX	XXX	...
86	Kanen Hamlett	13/0	...	XXX	XXX	XXX	XXX	XXX	XXX	XXX	XXX	XXX	XXX	XXX	XXX	XXX
87	Eli Wilson	14/12	XXX	XXX	START	START	START	START	START	START	START	START	START	START	START	START
88	Donovan Spellman	13/1	START	XXX	XXX	XXX	XXX	XXX	XXX	XXX	XXX	XXX	XXX	XXX	XXX	...
88	Luke Hale	0/0
89	August Drews	14/0	XXX	XXX	XXX	XXX	XXX	XXX	XXX	XXX	XXX	XXX	XXX	XXX	XXX	XXX
90	Nate Johnson	14/10	XXX	START	XXX	XXX	XXX	START	START	START	START	START	START	START	START	START
91	Markus Clark	11/8	START	START	START	START	START	START	START	START	XXX	XXX	XXX
92	Aj Mebane	0/0
94	Stephen Passeggiata	0/0
95	Montez Kelley	13/0	XXX	XXX	XXX	XXX	...	XXX	XXX	XXX	XXX	XXX	XXX	XXX	XXX	XXX
96	Josiah Wyatt	5/0	XXX	...	XXX	XXX	XXX	...	XXX
97	Kevin Abrams-Verwayne	13/5	XXX	XXX	XXX	XXX	XXX	XXX	XXX	...	XXX	START	START	START	START	START
98	Jason Hertz	3/0	XXX	...	XXX	...	XXX
99	Michael Hughes	14/0	XXX	XXX	XXX	XXX	XXX	XXX	XXX	XXX	XXX	XXX	XXX	XXX	XXX	XXX



2023 BREAKDOWN



2023 STATS

GAME-BY-GAME LEADERS

OPPONENT	RUSHING	PASSING	RECEIVING	ALL-PURPOSE	TACKLES
Gardner-Webb	Noel (115)	Aguilar (174)	Robinson (64)	Noel (124)	Ross (13)
UNC	Noel (127)	Aguilar (275)	Davis (117)	Noel (136)	Parker Jr. (12)
ECU	Noel (193)	Aguilar (241)	Robinson (46)	Noel (211)	Farrar (8)
Wyoming	Noel (107)	Aguilar (200)	Robinson (51)	Noel (111)	Farrar (4)
ULM	Noel (109)	Aguilar (335)	Horn (124)	Noel (125)	Ross (10)
Coastal	Roberts (48)	Aguilar (305)	Tucker (78)	Tucker (104)	Parker Jr. (12)
ODU	Roberts (109)	Aguilar (252)	Robinson (103)	Roberts (125)	Ross (10)
Southern Miss	Roberts (109)	Aguilar (391)	Horn (165)	Horn (165)	Parker Jr. (13)
Marshall	Aguilar (44)	Aguilar (229)	Robinson (55)	Robinson (55)	Ross (7)
Georgia State	Noel (86)	Aguilar (255)	Jackson (98)	Jackson (98)	Parker Jr. (14)
James Madison	Castle/Noel (21)	Aguilar (318)	Robinson (68)	Robinson (68)	Ross (9)
Ga. Southern	Roberts (109)	Aguilar (296)	Robinson (108)	Roberts (136)	Ross (7)
Troy (SBC)	Roberts (53)	Aguilar (275)	Robinson (70)	Robinson (70)	Four players (6)
Miami (Ohio)	Castle (119)	Aguilar (211)	Robinson (118)	Castle (126)	Sullivan/Ross (10)

MISCELLANEOUS INFO

OPPONENT	COIN TOSS	CHOICE	1ST APP PLAY	1ST SERIES	OPPONENT	LENGTH	TOPS	PANTS	HELMETS	GAME CAPTAINS
Gardner-Webb	GW	Defers	Noel 10 yd run	Missed FG	Punt	3:11	Black	Gold	Black (White A)	0, 7, 8, 62
UNC	App State	Defers	Davis 21 yd catch	Missed FG	TO (Downs)	3:37	White	Black	Black	7, 8, 13, 54
ECU	App State	Defers	Robinson 7 yd catch	TD	TD	3:54	Black	Black	Black	0, 7, 8, 54
Wyoming	Wyoming	Defers	Noel 2 yd run	FG	Punt	3:21	White	Black	Black	0, 13, 25, 62
ULM	App State	Defers	Davis 21 yd catch	Fumble	Punt	3:20	White	White	Gold	0, 7, 13, 25
Coastal Carolina	App State	Defers	Noel 1 yd run	Punt	TD	3:28	Black	Black	Black	7, 8, 13, 54
ODU	ODU	Defers	Roberts 12 yd catch	Punt	Punt	3:35	White	White	White	4, 7, 13, 54
Southern Miss	App State	Defers	Noel 0 yd run	Punt	TD	3:41	Black	Gold	Gold (White A)	0, 8, 25, 62
Marshall	App State	Defers	Incomplete pass	Punt	Punt	3:16	Black	Black	Black (Yosef head)	7, 8, 54, 62
Georgia State	App State	Defers	Incomplete pass	Punt	Punt	3:10	White	White	White (Flag A)	0, 13, 25, 62
James Madison	JMU	Defers	Incomplete pass	Punt	Punt	3:47	White	Gold	Black	0, 4, 7, 62
Georgia Southern	App State	Defers	Roberts 0 yd run	Punt	TD	3:16	Black	Black	Black (Yosef)	4, 8, 25, 54
Troy SBC	App State	Defers	Roberts 1 yd run	Punt	Punt	3:24	White	Gold	Black (Yosef)	7, 8, 54, 62
Miami (Ohio)	App State	Receive	Interception	INT	FG	3:21	Black	Black	Black (Pink ribbon)	4, 25, 54, 62

2023 STARTING LINEUPS

OFFENSE	LT	LG	C	RG	RT	WR	WR	SLOT/TE	TE	QB	RB
Gardner-Webb	Murphy	Daley	Helms	Williams	Ramsey	Robinson	Horn	Davis (Slot)	Gibbs	Burger	Noel
UNC	Samuel	Daley	Helms	Williams	Murphy	Robinson	Horn	Davis (Slot)	Gibbs	Aguilar	Noel
ECU	Samuel	Daley	Helms	Williams	Murphy	Robinson	Horn	Larkins (TE)	Wilson	Aguilar	Noel
Wyoming	Samuel	Daley	Helms	Williams	Murphy	Robinson	Horn	Larkins (TE)	Wilson	Aguilar	Noel
ULM	Samuel	Daley	Helms	Williams	Murphy	Robinson	Horn	Davis (Slot)	Wilson	Aguilar	Noel
Coastal Carolina	Gentry	Daley	Helms	Williams	Murphy	Robinson	Horn	Davis (Slot)	Wilson	Aguilar	Noel
ODU	Gentry	Daley	Helms	Williams	Murphy	Robinson	Horn	Davis (Slot)	Wilson	Aguilar	Roberts
Southern Miss	Gentry	Daley	Helms	Williams	Murphy	Robinson	Horn	Davis (Slot)	Wilson	Aguilar	Noel
Marshall	Gentry	Daley	Helms	Williams	Murphy	Robinson	Stroman	Davis (Slot)	Wilson	Aguilar	Noel
Georgia State	Gentry	Daley	Helms	Williams	Murphy	Robinson	Stroman	Gibbs (TE)	Wilson	Aguilar	Noel
James Madison	Gentry	Daley	Helms	Williams	Murphy	Robinson	Stroman	Davis (Slot)	Wilson	Aguilar	Noel
Ga. Southern	Gentry	Daley	Helms	Williams	Murphy	Robinson	Horn	Davis (Slot)	Wilson	Aguilar	Roberts
Troy (SBC)	Gentry	Daley	Helms	Williams	Murphy	Robinson	Horn	Davis (Slot)	Wilson	Aguilar	Roberts
Miami (Ohio)	Gentry	Daley	Helms	Williams	Murphy	Robinson	Horn	Jackson (Slot)	Wilson	Aguilar	Roberts

DEFENSE	DE	NT	DE	ILB	ILB	OLB	OLB/STAR	SS	FS	CB	CB
Gardner-Webb	Collins	Clark	Dingle-Prince	Parker	Arnholt	Spellman	Harrington	Favors	Ross	Funderburk	E. Johnson
UNC	Collins	Clark	Dingle-Prince	Parker	Arnholt	N. Johnson	Harrington	Favors	Ross	Funderburk	E. Johnson
ECU	Collins	Clark	Dingle-Prince	Parker	Arnholt	T. Davis	Sullivan	Favors	Ross	Funderburk	E. Johnson
Wyoming	Collins	Clark	Dingle-Prince	Parker	Arnholt	T. Davis	Sullivan	Favors	Ross	Funderburk	E. Johnson
ULM	Collins	Clark	Dingle-Prince	Parker	Arnholt	T. Davis	Sullivan	Favors	Ross	Funderburk	E. Johnson
Coastal Carolina	Collins	Clark	Dingle-Prince	Parker	Arnholt	N. Johnson	Sullivan	Favors	Ross	Funderburk	E. Johnson
ODU	Collins	Clark	Dingle-Prince	Parker	Arnholt	N. Johnson	Thomas (S)	Clarke	Ross	Funderburk	E. Johnson
Southern Miss	Collins	Clark	Dingle-Prince	Parker	Sullivan	N. Johnson	Thomas (S)	Clarke	Ross	Alan Yowe	E. Johnson
Marshall	Collins	Hopper	Dingle-Prince	Parker	Sullivan	N. Johnson	Jackson (S)	Clarke	Ross	Funderburk	E. Johnson
Georgia State	A-Verwayne	Hopper	Dingle-Prince	Parker	Sullivan	N. Johnson	Jackson (S)	Clarke	Ross	Funderburk	E. Johnson
James Madison	A-Verwayne	Hopper	Dingle-Prince	Parker	Sullivan	N. Johnson	Jackson (S)	Favors	Ross	Funderburk	E. Johnson
Ga. Southern	A-Verwayne	Hopper	Dingle-Prince	Parker	Sullivan	N. Johnson	Jackson (S)	Clarke	Ross	Funderburk	E. Johnson
Troy (SBC)	A-Verwayne	Hopper	Dingle-Prince	Parker	Sullivan	N. Johnson	Jackson (S)	Favors	Ross	Funderburk	E. Johnson
Miami (Ohio)	A-Verwayne	Hopper	Dingle-Prince	Parker	Sullivan	N. Johnson	Jackson (S)	Clarke	Ross	Funderburk	E. Johnson



2023 SCORING DRIVES (MIDDLE-EIGHT POINTS IN BOLD/ITALIC)

2023 STATS

APP STATE SCORING

Table with columns: Opp. Qtr, Time, Scoring Play, Plays, Time. Lists scoring drives for various teams like GW, UNC, ECU, WYO, ULM, CCU, ODU, USM, GSU, JMU, GS, TRO, MIA.

OPPONENT SCORING

Table with columns: Team Qtr, Time, Scoring Play, Plays, Time. Lists scoring drives for various teams like GW, UNC, ECU, WYO, ULM, CCU, ODU, USM, GSU, JMU, GS, TRO, MIA.

2023 NON-OFFENSIVE SCORES

APP STATE NON-OFFENSIVE TDS

Table with columns: Opp. Qtr, Time, Scoring Play. Lists non-offensive touchdowns for WYO and ULM.

OPPONENT NON-OFFENSIVE TDS

Table with columns: Opp. Qtr, Time, Scoring Play. Lists non-offensive touchdowns for ECU, WYO, JMU, and GS.

GAME 1	FINAL					
Gardner-Webb	0	10	14	0	—	24
APP STATE	7	7	17	14	—	45

Sept. 2 - Kidd Brewer Stadium - Boone, N.C. - 36,075



GAME NOTES

Attendance at Kidd Brewer Stadium was 36,075, the second-largest crowd in Kidd Brewer Stadium history behind last year's season opener against North Carolina (40,168).

App State won its ninth home opener in the last 10 tries.

The Mountaineers improved to 9-0 all-time against Gardner-Webb and won against an FCS team for the 10th time in 11 tries since moving up to the FBS ranks in 2014.

This was the first matchup and win against a ranked FCS team since a 33-21 win at No. 24 Wofford in 2013.

App State improved to 49-9 in home games since 2014, the sixth-best winning percentage nationally in that span (and best among Group of Five programs).

First-time starters included QB Ryan Burger, LT Jack Murphy, RT Jayden Ramsey, SS Jordan Favors, DE Shawn Collins, CB Tyrek Funderburk, ILB Kyle Arnholt, OLB Donovan Spellman and DT Markus Clark.

2022 All-American kick returner Milan Tucker was in midseason form with a 48-yard return on the opening kickoff, his only return of the game.

Michael Hughes connected on a career-long 43-yard field goal that gave App State a 31-24 lead at the end of the third quarter.

Nate Noel rushed for 115 yards and a touchdown, his 10th career 100-yard rushing performance.

In his App State debut, running back Maquel Haywood rushed 11 times for 45 yards.

Nick Ross totaled a career-high 13 tackles to lead the defensive unit.

TEAM TOTALS	GW	APP
FIRST DOWNS		
Total	19	23
Rushing	8	9
Passing	11	12
Penalty	0	2
RUSHING		
Total (Net)	139	147
Attempts	30	43
Avg. Per Rush	4.6	3.4
Rushing TDs	2	1
Yds. Gained	146	187
Yds. Lost	7	40
PASSING		
Total (Net)	221	247
Comp.-Att.-Int.	30-46-2	18-24-0
Avg. / Att.	4.8	10.3
Avg. / Comp.	7.4	13.7
TDs	1	5
TOTAL OFFENSE		
Yards	360	394
Plays	76	67
Avg. / Play	4.7	5.9
Fumbles - Lost	1-1	3-0
Penalties - Yds.	5-50	2-20
PUNTING		
Punts - Yds.	4-125	4-159
Avg. / Punt	31.2	39.8
Inside 20	0	1
50+ Yds.	0	0
Touchbacks	0	0
Fair Catch	3	2
KICKOFFS		
Total - Yds.	5-263	8-474
Avg. Yds. / Kickoff	52.6	59.3
Touchbacks	2	5
RETURNS		
Punt: Total - Yds. - TDs	2-27-0	0-0-0
Punt: Avg. / Return	13.5	0
Kickoff: Total - Yds. - TDs	1-21-0	2-57-0
Kickoff: Avg. / Return	21.0	28.5
INT: Total - Yds. - TDs	0-0-0	2-37-0
Fumble: Total - Yds. - TDs	0-0-0	0-0-0
MISCELLANEOUS		
Misc. Yards	0	0
Poss. Time	28:18	31:42
3rd. Down Conv.	8 of 18	4 of 13
4th. Down Conversions	2 of 3	3 of 3
Red-Zone: Scores - Chances	3-3	3-4
Sacks: Total - Yds.	2-8	0-0
PAT: Total - Made	3-3	6-6
2PT Conversion: Total - Made	0-0	0-0
Field Goals: Total - Made	1-1	1-2

Aguilar, Second-Half Takeaways Provide Key Spark

BOONE, N.C. — With the reset button hit, App State opened the 2023 season by winning in front of a big crowd at The Rock.

Newcomers and non-starters delivered some of the biggest plays during the 45-24 victory against Gardner-Webb in front of 36,075 fans — the second-biggest crowd in Kidd Brewer Stadium history.

In relief of starter Ryan Burger, who went 7 of 11 with an early TD pass before exiting for the rest of the game with a finger injury, Joey Aguilar completed 11 of his 13 passes for 174 yards and four TDs. He threw a 32-yard TD on his first play for the Mountaineers and set a school record for the most TD passes by a QB in his App State debut.

“You have to go out there and just play, no matter if it’s first, second, third,” he said. “It’s always next guy up, and you just have to be prepared.”

“Joey came in, his first collegiate pass for App State is a touchdown, and that gave us the spark we needed,” head coach Shawn Clark said.

Eli Wilson, Kaedin Robinson, Dalton Stroman, Dashaun Davis and Christan Horn had one touchdown catch apiece, and Nate Noel rushed for 115 yards and one touchdown on a career-high 24 carries.

Three turnovers forced in a span of eight minutes from late in the third quarter to midway through the fourth enabled the Mountaineers to gain separation from the Runnin’ Bulldogs, who led 24-21 in the third quarter before App State scored the final 24 points.

With App State ahead 31-24, defensive end Michael Fletcher’s second QB pressure of the game led to an interception from Jackson Greene, who returned the ball 25 yards to the Gardner-Webb 23. Noel followed a 16-yard run with a 7-yard score, and pressure from Shawn Collins contributed to an INT by fellow newcomer Jack Scroggs shortly thereafter.

Kevin Abrams-Verwayne later forced a fumble that was recovered by Montez Kelley, and Aguilar’s fourth TD pass capped the scoring.

SCORING SUMMARY

Team	Qtr	Time	Scoring Play	Plays	Time	Score
APP	1st	1:08	Wilson 12 yd pass from Burger (Hughes kick)	15-77	5:32	7-0
GW	2nd	13:03	Brown 8 yd run (Billingsley kick)	8-75	3:05	7-7
GW	2nd	5:22	Billingsley 37 yd field goal	16-44	5:35	7-10
APP	2nd	2:06	Robinson 32 yd pass from Aguilar (Hughes kick)	1-32	0:07	14-10
GW	3rd	10:41	Brown 16 yd run (Billingsley kick)	11-65	4:19	14-17
APP	3rd	7:24	Davis 26 yd pass from Aguilar (Hughes kick)	8-65	3:17	21-17
GW	3rd	5:16	Brown 41 yd pass from Caldwell (Billingsley kick)	5-75	2:08	21-24
APP	3rd	3:35	Stroman 43 yd pass from Aguilar (Hughes kick)	4-64	1:36	28-24
APP	3rd	0:20	Hughes 43 yd field goal	6-39	2:21	31-24
APP	4th	14:52	Noel 7 yd run (Hughes kick)	2-23	0:18	38-24
APP	4th	1:50	Horn 7 yd pass from Aguilar (Hughes kick)	9-61	5:35	45-24

STAT LEADERS

GARDNER-WEBB				APP STATE			
Rushing	Att.	Yds	TD	Rushing	Att.	Yds	TD
Gaither	10	54	0	Noel	24	115	1
Brown	9	45	2	Haywood	11	45	0
Caldwell	4	18	0	Aguilar	3	8	0
Jones	1	7	0	Burger	4	-10	0
Squire	1	6	0	Tucker	1	-11	0
Jackson	1	3	0	Totals	43	147	1
English	1	1	0	Passing	Comp-Att-Int	Yds	TD
Totals	39	139	2	Burger	7-11-0	73	1
Passing	Comp-Att-Int	Yds	TD	Aguilar	11-13-0	174	4
Caldwell	30-46-2	221	1	Totals	18-24-0	247	5
Totals	30-46-2	221	1	Receiving	No.	Yds	TD
Receiving	No.	Yds	TD	Robinson	4	64	1
Gaither	7	22	0	Horn	4	50	1
McGuire	5	32	0	Davis	3	36	1
Burns	4	51	0	Stroman	2	49	1
Page	4	28	0	Wilson	2	15	1
Floyd	4	18	0	Hetzel	1	22	0
Brown	3	67	1	Tucker	1	6	0
Jones	1	8	0	Gibbs	1	5	0
Hough	1	5	0	Totals	18	247	5
Borders	1	0	0				
Totals	30	221	1				



GAME 2							FINAL	
APP STATE	0	10	7	10	7	0	—	34
#17 UNC	0	10	10	7	7	6	—	40

Sept. 9 - Kenan Stadium - Chapel Hill, N.C. - 50,500



GAME NOTES

It was App State's seventh OT game at the FBS level (1-6 record) and 14th overall (4-10 record).

This was the third time since 2016 that the Mountaineers took a nationally ranked team to OT on the road. The others were a 20-13 loss at No. 9 Tennessee in 2016 and a 45-38 loss at No. 9 Penn State in 2018.

The Mountaineers' last eight games against Power Five opponents have all been decided by seven points or less, a stretch that includes the 34-31 road win against the Tar Heels in 2019 and the 63-61 loss to them last year in Boone.

Seven of App State's last eight games against AP Top 25 foes have ended with one-possession final margins, and the only exception was a 34-23 loss at Coastal Carolina in 2020 after App State held a lead going into the final three minutes.

Michael Fletcher and Brendan Harrington had sacks for an App State defense that made several big stops in short-yardage situations, including two big plays involving Jordan Favors.

Facing a fourth-and-1 scenario from the App State 44 early in the fourth quarter, Joey Aguilar faked a handoff and lofted a pass into the hands of well-covered tight end Miller Gibbs for 19 yards on a play with only one player out on a receiving route. Dalton Stroman went up high with one hand to snag a pass in traffic for a 18-yard gain to the UNC 18, and Milan Tucker's 10-yard reception set up Nate Noel's go-ahead score.

First-time starters for the Mountaineers included freshman OLB Nate Johnson, junior QB Joey Aguilar and redshirt sophomore LT Markell Samuel.

Milan Tucker gained 41 yards on his only kick return, and Michael Hughes had a career-long FG of 46 yards.

TEAM TOTALS	APP	UNC
FIELD TOTALS		
Total	30	27
Rushing	11	18
Passing	16	7
Penalty	3	2
RUSHING		
Total (Net)	219	319
Attempts	44	45
Avg. Per Rush	5.0	7.1
Rushing TDs	2	5
Yds. Gained	225	337
Yds. Lost	6	18
PASSING		
Total (Net)	275	208
Comp.-Att.-Int.	22-43-1	21-30-0
Avg. / Att.	6.4	6.9
Avg. / Comp.	12.5	9.9
TDs	2	0
TOTAL OFFENSE		
Yards	494	527
Plays	87	75
Avg. / Play	5.7	7
Fumbles - Lost	2-0	0-0
Penalties - Yds.	7-70	5-60
PUNTING		
Punts - Yds.	2-74	2-90
Avg. / Punt	37	45
Inside 20	1	2
50+ Yds.	0	0
Touchbacks	0	0
Fair Catch	0	2
KICKOFFS		
Total - Yds.	6-315	6-375
Avg. Yds. / Kickoff	52.5	62.5
Touchbacks	0	5
RETURNS		
Punt: Total - Yds. - TDs	0-0-0	0-0-0
Punt: Avg. / Return	0	0
Kickoff: Total - Yds. - TDs	1-41-0	0-0-0
Kickoff: Avg. / Return	41.0	0
INT: Total - Yds. - TDs	0-0-0	1-7-0
Fumble: Total - Yds. - TDs	0-0-0	0-0-0
MISCELLANEOUS		
Misc. Yards	0	0
Poss. Time	33:39	26:21
3rd. Down Conv.	8 of 17	8 of 13
4th. Down Conversions	2 of 3	0 of 1
Red-Zone: Scores - Chances	4-5	6-8
Sacks: Total - Yds.	2-11	0-0
PAT: Total - Made	4-4	4-4
2PT Conversion: Total - Made	0-0	0-1
Field Goals: Total - Made	2-3	2-3

App State Drops Two-OT Heartbreaker in Kenan

CHAPEL HILL — Another App State-North Carolina showdown. Another sold-out thriller going down to the final seconds — and, in this case, being decided with the clock no longer needed.

After the Mountaineers and 17th-ranked Tar Heels traded scores to begin overtime, UNC opened the second overtime with a touchdown and made a defensive stop to cap a 40-34 victory against App State.

The Mountaineers' last eight games against Power Five foes have all been decided by seven points or less. App State held five leads and came close to improving to 3-1 in its last four games vs. ranked foes.

"I'm at a loss for words, but I'm very proud of our team," Shawn Clark said. "I'm never going to second-guess anything our players have done. They're hurting, but we're Mountaineers. We'll bounce back from this."

Joey Aguilar completed 22 passes for 272 yards and two TDs in his first start. Dashaun Davis accounted for one of the TDs on a night in which he caught seven passes for a career-high 117 yards, and Nate Noel rushed a career-high 26 times for 127 yards with two touchdowns.

App State's offensive line paved the way for 219 rushing yards while allowing no sacks against a defense that recorded nine sacks and allowed minus-2 rushing yards the previous week at South Carolina.

Michael Hughes kicked a game-tying, 33-yard field goal with 1:22 left in the fourth quarter, and the Tar Heels (2-0) missed a 39-yard attempt wide left as time expired to send the game into OT at 27-all.

Three runs to begin OT from Noel, including a 7-yard TD, gave App State a 34-27 lead before UNC answered back with a 17-yard TD run. With UNC having possession to start the second OT, Drake Maye scored on a 13-yard keeper, but Jordan Favors and Caden Sullivan combined on a conversion tackle. An incomplection, 2-yard run and 3-yard completion preceded a fourth-and-5 incomplection near the end zone.

SCORING SUMMARY

Team	Qtr	Time	Scoring Play	Plays	Time	Score
APP	2nd	11:10	Hughes 46 yd field goal	19-66	8:10	3-0
UNC	2nd	10:43	Hampton 68 yd run (Coe kick)	2-75	0:27	3-7
APP	2nd	7:14	Wilson 5 yd pass from Aguilar (Hughes kick)	9-75	3:29	10-7
UNC	2nd	3:05	Coe 47 yd field goal	9-46	4:09	10-10
APP	3rd	12:43	Davis 33 yd pass from Aguilar (Hughes kick)	6-75	2:17	17-10
UNC	3rd	8:57	Hood 5 yd run (Coe kick)	11-75	3:46	17-17
UNC	3rd	1:25	Coe 31 yd field goal	11-51	5:01	17-20
APP	4th	10:44	Noel 7 yd run (Hughes kick)	12-75	5:41	24-20
UNC	4th	9:19	Hampton 7 yd run (Coe kick)	4-75	1:25	24-27
APP	4th	1:22	Hughes 33 yd field goal	12-69	2:48	27-27
APP	OT		Noel 7 yd run (Hughes kick)	3-25		34-27
UNC	OT		Hampton 17 yd run (Coe kick)	3-25		34-34
UNC	OT		Maye 13 yd run (Maye run failed)	3-25		34-40

STAT LEADERS

APP STATE					NORTH CAROLINA				
Rushing	Att.	Yds	TD		Rushing	Att.	Yds	TD	
Noel	26	127	2		Hampton	26	234	3	
Haywood	10	42	0		Maye	11	57	1	
Aguilar	6	42	0		Hood	6	26	1	
Davis	1	10	0		Green	1	4	0	
Tucker	1	-2	0		Team	1	-2	0	
Totals	44	219	2		Totals	45	319	5	
Passing	Cmp-Att-Int	Yds	TD		Passing	Cmp-Att-Int	Yds	TD	
Aguilar	22-43-1	275	2		Maye	21-30-0	208	0	
Totals	22-43-1	275	2		Totals	21-30-0	208	0	
Receiving	No.	Yds	TD		Receiving	No.	Yds	TD	
Davis	7	117	1		Paysour	8	73	0	
Tucker	3	26	0		Jones	5	91	0	
Stroman	2	34	0		Blackwell	4	13	0	
Robinson	2	33	0		Hampton	1	10	0	
Wilson	2	18	1		Nesbit	1	9	0	
Jackson	2	10	0		McCullum	1	8	0	
Horn	2	9	0		Greene Jr.	1	4	0	
Gibbs	1	19	0		Totals	21	208	0	
Noel	1	9	0						
Totals	22	275	2						



GAME 3						FINAL
East Carolina	7	14	7	0	—	28
APP STATE	10	6	20	7	—	43

Sept. 16 - Kidd Brewer Stadium - Boone, N.C. - 40,168 (ties stadium record)



Record-Tying Crowd Watches App State Top Pirates

BOONE, N.C. — A record-tying crowd for the long-awaited return of an in-state rival. And a satisfying, bounce-back result to boot.

Facing East Carolina in Boone for the first time since 1979, App State pulled away in the second half to claim a 43-28 victory against the Pirates with a crowd of 40,168 rocking Kidd Brewer Stadium. That total matched the stadium record set in 2022 for North Carolina's season-opening visit to the High Country.

An action-packed day that started with Yosef ziplining from the seventh-floor tower onto the field while holding the American flag ended with App State scoring 33 of the final 40 points.

The Mountaineers (2-1) intercepted three passes and recorded four sacks while overcoming two defensive TDs scored by the Pirates, who led 21-10 in the second quarter. One of those touchdowns was a short pick-six touchdown return, but Joey Aguilar fired three touchdown passes after that and finished 17 of 29 for 241 yards as App State played its third straight in-state opponent to open the 2023 season.

After the Mountaineers fell in two overtimes at North Carolina and gave up an opening-drive touchdown to ECU (0-3), Nate Noel scored from 68 yards out on App State's second offensive play and posted his fourth straight 100-yard game (dating back to last season) with a career-high 193 yards on 25 attempts.

Nick Ross, Jordan Favors and Omari Philyaw all intercepted passes against first-time ECU starter Alex Flinn. Andrew Parker Jr., Markus Clark, Brodrick Gooch and Nate Johnson came away with sacks for a defense that limited the Pirates to 42 second-half yards on 25 plays.

"I'm proud of our football team and really proud of our defense to give up 14 points all day," App State head coach Shawn Clark said. "I just want to thank the fans. We can't thank you enough for tying the all-time attendance record here at App State. The students were incredible."

SCORING SUMMARY

Team	Qtr	Time	Scoring Play	Plays	Time	Score
ECU	1st	10:14	Harris 7 yd run (Conrad kick)	9-75	4:46	0-7
APP	1st	9:39	Noel 68 yd run (Hughes kick)	2-75	0:35	7-7
APP	1st	3:49	Hughes 36 yd field goal	10-42	5:11	10-7
ECU	2nd	9:25	Jackson 8 yd interception (Conrad kick)			10-14
ECU	2nd	2:14	Harris 4 yd run (Conrad kick)	11-77	4:55	10-21
APP	2nd	1:15	Roberts 18 yd run (pass failed)	3-37	0:43	16-21
APP	3rd	12:05	Robinson 34 yd pass from Aguilar (pass failed)	8-75	2:55	22-21
ECU	3rd	10:03	Revel 57 yd fumble return (Conrad kick)			22-28
APP	3rd	8:18	Tucker 35 yd pass from Aguilar (Hughes kick)	6-79	1:39	29-28
APP	3rd	0:09	Aguilar 1 yd run (Hughes kick)	6-19	2:51	36-28
APP	4th	5:44	Larkins 6 yd pass from Aguilar (Hughes kick)	10-70	5:44	43-28

STAT LEADERS

ECU					APP STATE				
Rushing	Att.	Yds	TD		Rushing	Att.	Yds	TD	
Harris	12	56	2		Noel	25	193	1	
Bond	2	30	0		Roberts	6	42	1	
Flinn	8	6	0		Aguilar	6	13	1	
Garcia	2	6	0		Haywood	5	0	0	
Gunn Jr.	3	1	0		Team	3	-9	0	
Totals	27	99	2		Totals	45	239	3	
Passing	Cmp-Att-Int	Yds	TD		Passing	Cmp-Att-Int	Yds	TD	
Flinn	17-31-3	158	0		Aguilar	17-29-1	241	3	
Garcia	2-2-0	3	0		Totals	17-29-1	241	3	
Totals	19-33-3	161	0						
Receiving	No.	Yds	TD		Receiving	No.	Yds	TD	
Patterson	4	44	0		Robinson	4	57	1	
Sowell	4	26	0		Larkins	3	31	1	
Johnson	3	41	0		Noel	3	18	0	
Calhoun	3	28	0		Tucker	2	51	1	
Bond	2	11	0		Jackson	2	43	0	
Spalding	1	7	0		Horn	2	24	0	
Harris	1	3	0		Stroman	1	17	0	
Gunn Jr.	1	1	0		Totals	17	241	3	
Totals	19	161	0						

GAME NOTES

App State now owns two of the three 40,000-attendance games in the history of the Sun Belt Conference. The record is a 2009 Louisiana home game against Southern that had 41,357 fans.

The Mountaineers increased their all-time series lead over East Carolina to 21-12 and have a 2-0 advantage with both teams as FBS members.

App State improved to 50-9 in home games since 2014, the sixth-best winning percentage nationally in that span (and best among Group of Five programs).

The Mountaineers improved to 31-1 when winning the turnover battle since 2018, including a 17-1 mark with Shawn Clark as the head coach.

First-time starters for the Mountaineers included TE David Larkins and OLB Thomas Davis.

App State has started a season with three straight performances of 40-plus points for the first time since 2010. The Mountaineers finished 10-3 that season and were Southern Conference Co-Champions.

It was Nate Noel's fourth straight 100-yard game dating back to last year, becoming the first App State player to do that since Darrynton Evans in 2018.

Through two and a half games after he entered in the second quarter for injured starter Ryan Burger against Gardner-Webb, Aguilar has thrown for nine touchdowns and accounted for 10, while only tossing a pair of INTs.

Returning All-American kick returner Milan Tucker scored his first career receiving touchdown.

The Mountaineers held ECU to 99 rushing yards in the game, including minus-5 in the second half.

TEAM TOTALS	ECU	APP
FIRST DOWNS		
Total	14	23
Rushing	7	11
Passing	7	11
Penalty	0	1
RUSHING		
Total (Net)	99	239
Attempts	27	45
Avg. Per Rush	3.7	5.3
Rushing TDs	2	3
Yds. Gained	148	258
Yds. Lost	49	19
PASSING		
Total (Net)	161	241
Comp.-Att.-Int.	19-33-3	17-29-1
Avg. / Att.	4.9	8.3
Avg. / Comp.	8.5	14.2
TDs	0	3
TOTAL OFFENSE		
Yards	260	480
Plays	60	74
Avg. / Play	4.3	6.5
Fumbles - Lost	0-0	1-1
Penalties - Yds.	11-80	3-25
PUNTING		
Punts - Yds.	5-214	3-118
Avg. / Punt	42.8	39.3
Inside 20	2	1
50+ Yds.	1	1
Touchbacks	0	0
Fair Catch	3	2
KICKOFFS		
Total - Yds.	5-320	8-484
Avg. Yds. / Kickoff	64.0	60.5
Touchbacks	3	3
RETURNS		
Punt: Total - Yds. - TDs	1-11-0	1-23-0
Punt: Avg. / Return	11.0	23.0
Kickoff: Total - Yds. - TDs	3-71-0	2-55-0
Kickoff: Avg. / Return	23.7	27.5
INT: Total - Yds. - TDs	1-8-1	3-26-0
Fumble: Total - Yds. - TDs	1-57-1	0-0-0
MISCELLANEOUS		
Misc. Yards	0	0
Poss. Time	28:33	27:13
3rd. Down Conv.	3 of 10	7 of 14
4th. Down Conversions	0 of 1	0 of 1
Red-Zone: Scores - Chances	2-2	4-5
Sacks: Total - Yds.	1-4	4-47
PAT: Total - Made	4-4	4-4
2PT Conversion: Total - Made	0-0	0-2
Field Goals: Total - Made	0-0	1-1



GAME 4						FINAL
APP STATE	6	6	0	7	—	19
Wyoming	0	7	0	15	—	22

Sept. 23 - War Memorial Stadium - Laramie, Wyo. - 21,169



GAME NOTES

App State lost its nonconference finale despite holding a lead until the 1:52 mark of the fourth quarter and despite controlling the stats in total yardage (417 to 208), first downs (27 to 7), time of possession (40:25 to 19:35) and third down conversions (10-of-19 to 3-of-12).

The Mountaineers more than doubled the time of possession against a Wyoming team that entered the day ranked 12th in the nation averaging 33:30 per game.

This was the first game in which App State did not score an offensive touchdown since a 2013 loss at Georgia (45-6).

Michael Hughes tied his career high with four made field goals – all in the first half – including a career-long 50-yarder that put the Mountaineers up 12-7 at the close of the first half. The 50-yarder was the longest by an App State kicker since Chandler Staton's 53-yarder against Georgia Southern in 2017.

Wyoming's blocked field goal and 62-yard return for a touchdown that was the eventual game winner was the first time App State has ever allowed a blocked field goal return for a score.

The Mountaineers held Wyoming's offense to just 208 yards, seven first downs and 3-of-12 on third-down conversions. Seventy-five of the Cowboys' 208 yards came on one play.

Solo sacks came from Nate Johnson and Andrew Parker Jr.

Trevor Moffitt tackled a Wyoming running back for a loss for a big stop on a third-and-1.

Nate Noel, the nation's leading rusher entering the weekend, rushed for 107 yards on a career-high 30 attempts, the third time in four games this season he has logged a career high in attempts.

TEAM TOTALS	APP	WYO
FIRST DOWNS		
Total	27	7
Rushing	11	6
Passing	13	1
Penalty	3	0
RUSHING		
Total (Net)	217	177
Attempts	50	27
Avg. Per Rush	4.3	6.6
Rushing TDs	0	2
Yds. Gained	224	208
Yds. Lost	7	31
PASSING		
Total (Net)	200	31
Comp.-Att.-Int.	22-40-1	5-15-1
Avg. / Att.	5.0	2.1
Avg. / Comp.	9.1	6.2
TDs	0	0
TOTAL OFFENSE		
Yards	417	208
Plays	90	42
Avg. / Play	4.6	5
Fumbles - Lost	1-1	0-0
Penalties - Yds.	2-15	8-65
PUNTING		
Punts - Yds.	4-163	8-359
Avg. / Punt	40.8	44.9
Inside 20	1	3
50+ Yds.	0	3
Touchbacks	0	2
Fair Catch	1	3
KICKOFFS		
Total - Yds.	5-325	4-188
Avg. Yds. / Kickoff	65.0	47.0
Touchbacks	5	1
RETURNS		
Punt: Total - Yds. - TDs	0-0-0	2-5-0
Punt: Avg. / Return	0	2.5
Kickoff: Total - Yds. - TDs	2-40-0	0-0-0
Kickoff: Avg. / Return	20.0	0
INT: Total - Yds. - TDs	1-18-1	1-0-0
Fumble: Total - Yds. - TDs	0-0-0	1-2-0
MISCELLANEOUS		
Misc. Yards	0	62
Poss. Time	40:25	19:35
3rd. Down Conv.	10 of 19	3 of 12
4th. Down Conversions	0 of 1	0 of 0
Red-Zone: Scores - Chances	3-4	1-1
Sacks: Total - Yds.	3-28	1-3
PAT: Total - Made	1-1	2-2
2PT Conversion: Total - Made	0-0	1-1
Field Goals: Total - Made	4-5	0-0

Cowboys Rally Past App State In Closing Minutes

LARAMIE, Wyo. — App State cornerback Tyrek Funderburk's 18-yard interception return for a touchdown following four first-half field goals from Michael Hughes extended App State's fourth-quarter lead to a two-score margin, but Wyoming returned a blocked field goal for a go-ahead touchdown with 1:52 left and intercepted a pass at the Cowboys' 6-yard line with 12 seconds left to seal a 22-19 win.

Funderburk's defensive touchdown gave the Mountaineers (2-2) a 19-7 advantage early in the fourth quarter of their nonconference finale. After a Mitchell Lake punt had pinned Wyoming at its 5 early in the fourth quarter, a bobbled swing pass that was knocked forward into the air by the back ended up in the hands of Funderburk, who raced untouched to the end zone.

The Cowboys (3-1) responded immediately with a 75-yard touchdown run up the middle by Harrison Waylee on the first play of the next series. App State answered with a clock-chewing, grind-it-out series that lasted 18 plays, covered 55 yards and ate up 9 minutes, 32 seconds.

Wyoming blocked a 47-yard field goal that could have pushed the App State advantage to 22-14 with less than two minutes remaining. Instead, DeVonne Harris blocked the attempt before Jakorey Hawkins scooped up the loose ball and raced 62 yards in the other direction for a touchdown. A successful two-point try gave the Cowboys a three-point lead.

App State moved from its 31 to the Wyoming 20 in the closing minute, with a defensive pass interference setting up first down with 17 seconds left, but Wrook Brown picked off a deep throw in the middle of the field.

Nate Noel led the offense by rushing for 107 yards on a career-high 30 carries, and Joey Aguilar threw for 200 yards.

Overall, App State finished with large advantages in first downs (27-7), total yards (417-208, including just 31 through the air for Wyoming) and possession time (40:25-19:35).

SCORING SUMMARY

Team	Qtr	Time	Scoring Play	Plays	Time	Score
APP	1st	10:41	Hughes 25 yd FG	12-67	4:19	3-0
APP	1st	3:00	Hughes 28 yd FG	12-87	5:33	6-0
WYO	2nd	12:28	Peasley 9 yd run (Hoyland kick)	5-26	2:13	6-7
APP	2nd	1:09	Hughes 20 yd FG	14-87	6:31	9-7
APP	2nd	0:00	Hughes 50 yd FG	3-18	0:15	12-7
APP	4th	11:42	Funderburk 18 yd INT return (Hughes kick)			19-7
APP	4th	11:31	Waylee 75 yd run (Hoyland kick)	1-75	0:11	19-14
WYO	4th	1:52	Hawkins 62 yd blocked FG return (Gyllenborg catch)			19-22

STAT LEADERS

APP STATE				WYOMING			
Rushing	Att.	Yds	TD	Rushing	Att.	Yds	TD
Noel	30	107	0	Waylee	17	156	1
Roberts	6	59	0	Boddie	1	26	0
Haywood	8	31	0	Asante	1	7	0
Aguilar	6	20	0	James	1	4	0
Totals	50	217	0	Team	1	-1	0
				Peasley	6	-15	0
Passing	Cmp-Att-Int	Yds	TD	Passing	Cmp-Att-Int	Yds	TD
Aguilar	22-40-1	200	0	Peasley	5-15-1	31	0
Totals	22-40-1	200	0	Totals	5-15-1	31	0
Receiving	No.	Yds	TD	Receiving	No.	Yds	TD
Wilson	4	29	0	Wieland	2	18	0
Davis	4	27	0	Waylee	1	7	0
Robinson	3	51	0	Brown	1	5	0
Tucker	3	31	0	Marquez	1	1	0
Stroman	2	24	0	Totals	5	31	0
Jackson	2	17	0				
Noel	2	4	0				
Horn	1	11	0				
Roberts	1	6	0				
Totals	22	200	0				

GAME 5						FINAL
APP STATE	14	14	7	6	—	41
ULM	14	14	12	0	—	40

Sept. 30 - Malone Stadium - Monroe, La. - 19,919



Hughes' 54-Yard FG At Horn Lifts App State To Win

MONROE, La. — Michael Hughes came up huge at crunch time. Hughes' career-long 54-yard field goal as time expired — the longest game-winning field goal to end an App State victory in program history — delivered a 41-40 league victory at ULM to open Sun Belt play. "Everyone involved in our program just showed resilience," head coach Shawn Clark said. "The odds of us winning that football game were not good, but everyone stuck together."

The longest App State field goal since 2000 — and tied for the third-longest in program history — capped a six-play, 43-yard march after the Mountaineers (3-2, 1-0) had regained possession at their own 20 with 1:02 left on the clock and no timeouts remaining.

With App State still stuck at its 19 with 24 seconds left, Joey Aguilar completed three straight throws to Kaedin Robinson for 14, 16 and 14 yards to move the ball to the ULM 37 with four seconds showing on the clock. Christian Johnstone delivered the snap to Conner Maynard, whose clean hold set up a pure kick with plenty of distance.

"I knew it was going to be a long one, but we practice those kicks every day in practice," Hughes said. "I had the confidence in me that was just built up over the years. It's just trusting the guys around me. "I hit the same field goal in warmups from 59. The camera guy was perfect on my line. I played my line, hit the ball and game over."

Trailing by two in the final six minutes, App State forced a fourth-and-goal situation from the 1, and ULM attempted a play-action pass, but Tyrek Funderburk and Nick Ross combined on a huge sack.

A fourth-down keeper just short of the ULM 39 turned the ball over, but App State had three timeouts left as ULM (2-2, 0-1) took over possession for the final time with 1:26 remaining. Three stops forced ULM to punt after running off only 19 seconds.

SCORING SUMMARY

Team	Qtr	Time	Scoring Play	Plays	Time	Score
ULM	1st	11:03	Wiley 22 yd pass from Wright (McCormick kick)	5-70	1:21	0-7
ULM	1st	6:10	Woullard 7 yd run (McCormick kick)	7-70	3:43	0-14
APP	1st	5:40	Horn 52 yd pass from Aguilar (Hughes kick)	2-73	0:24	7-14
APP	1st	5:35	Funderburk 23 yd interception (Hughes kick)			14-14
APP	2nd	10:59	Robinson 6 yd pass from Aguilar (Hughes kick)	10-63	4:01	21-14
ULM	2nd	8:15	Howell 14 yd pass from Wright (McCormick kick)	7-75	2:44	21-21
APP	2nd	3:14	Roberts 10 yd run (Hughes kick)	12-75	5:01	28-21
ULM	2nd	1:17	Howell 3 yd pass from Wright (McCormick kick)	5-74	1:49	28-28
APP	3rd	12:14	Horn 22 yd pass from Aguilar (Hughes kick)	7-75	2:46	35-28
ULM	3rd	8:24	Wright 1 yd run (PAT blocked)	7-87	3:45	35-34
ULM	3rd	1:39	Howell 8 yd pass from Wright (pass failed)	10-46	4:11	35-40
APP	4th	10:58	Hughes 28 yd FG	6-34	1:53	38-40
APP	4th	0:00	Hughes 54 yd FG	6-43	1:02	41-40

STAT LEADERS

APP STATE					ULM				
Rushing	Att.	Yds	TD		Rushing	Att.	Yds	TD	
Noel	18	109	0		Wright	17	74	1	
Aguilar	7	49	0		Woullard	9	62	1	
Marshall	4	30	0		Smith	10	38	0	
Roberts	7	17	1		Franklin Jr.	4	29	0	
Team	1	-4	0		Totals	40	203	2	
Totals	37	201	1						
Passing	Cmp-Att-Int	Yds	TD		Passing	Cmp-Att-Int	Yds	TD	
Aguilar	27-39-2	335	3		Wright	18-27-1	268	4	
Totals	27-39-2	335	3		Totals	18-27-1	268	4	
Receiving	No.	Yds	TD		Receiving	No.	Yds	TD	
Robinson	10	112	1		Howell	8	62	3	
Horn	6	124	2		Wiley	4	80	1	
Noel	3	16	0		Mortimer	2	65	0	
Stroman	2	31	0		Luke	2	44	0	
Wilson	2	13	0		Davis	2	17	0	
Davis	1	21	0		Totals	18	268	4	
Tucker	1	10	0						
Larkins	1	4	0						
Jackson	1	4	0						
Totals	27	335	3						

GAME NOTES

App State won its ninth straight Sun Belt opener and its second straight on the final play (following last year's Hail Mary win over Troy).

The Mountaineers won on the road for the first time this season after last-second losses to then-No. 17 UNC (40-34 in 2OT) and Wyoming (22-19).

Trailing by two in the final six minutes and needing a goaline stand to keep it a one-possession game, App State forced a fourth-and-goal situation from the 1 thanks to Markus Clark's third-down stop for no gain. ULM attempted a play-action pass, but defensive backs Tyrek Funderburk and Nick Ross combined on a huge sack to give the Mountaineers a shot.

App State had three timeouts left as ULM (2-2, 0-1) took over possession with 1:26 remaining. Three stops, including one for a 4-yard loss by Nick Ross, forced ULM to punt after running off only 19 seconds.

App State earned its first win of the year when losing the turnover battle. Under coach Shawn Clark, the Mountaineers are 17-1 when winning the turnover battle, 5-10 when losing, and 7-3 when they have the same number of turnovers as the opponent.

Nate Noel rushed for 109 yards on 18 attempts, his fifth 100-yard effort in five games this season and his sixth straight over the century mark dating back to last year. He's the first App State player with six straight 100-yard games since Jalin Moore had six straight in 2016.

Tyrek Funderburk scored on a 23-yard pick six to become the first App State player with pick sixes in back-to-back games since Steven Jones Jr. in 2021.

Jordan Favors blocked an extra point to maintain App State's 35-34 lead and broke up a two-point pass after the next ULM touchdown.

TEAM TOTALS	APP	ULM
FIRST DOWNS		
Total	28	22
Rushing	9	10
Passing	16	10
Penalty	3	2
RUSHING		
Total (Net)	201	203
Attempts	37	40
Avg. Per Rush	5.4	5.1
Rushing TDs	1	2
Yds. Gained	214	224
Yds. Lost	13	21
PASSING		
Total (Net)	335	268
Comp.-Att.-Int.	27-39-2	18-27-1
Avg. / Att.	8.6	9.9
Avg. / Comp.	12.4	14.9
TDs	3	4
TOTAL OFFENSE		
Yards	536	471
Plays	76	67
Avg. / Play	7.1	7
Fumbles - Lost	3-2	1-1
Penalties - Yds.	6-48	5-57
PUNTING		
Punts - Yds.	3-121	5-196
Avg. / Punt	40.3	39.2
Inside 20	1	0
50+ Yds.	0	1
Touchbacks	1	0
Fair Catch	1	2
KICKOFFS		
Total - Yds.	7-434	7-449
Avg. Yds. / Kickoff	62.0	64.1
Touchbacks	4	5
RETURNS		
Punt: Total - Yds. - TDs	0-0-0	0-0-0
Punt: Avg. / Return	0	0
Kickoff: Total - Yds. - TDs	2-43-0	3-43-0
Kickoff: Avg. / Return	21.5	14.3
INT: Total - Yds. - TDs	1-23-1	2-23-0
Fumble: Total - Yds. - TDs	0-0-0	0-0-0
MISCELLANEOUS		
Misc. Yards	26	0
Poss. Time	30:04	29:04
3rd. Down Conv.	7 of 13	3 of 11
4th. Down Conversions	1 of 2	2 of 3
Red-Zone: Scores - Chances	3-3	5-6
Sacks: Total - Yds.	3-15	1-3
PAT: Total - Made	5-5	4-5
2PT Conversion: Total - Made	0-0	0-1
Field Goals: Total - Made	2-2	0-0



GAME 6					FINAL
Coastal Carolina	14	3	7	3	— 27
APP STATE	0	10	7	7	— 24

Oct. 10 (Tuesday night) - Kidd Brewer Stadium - Boone, N.C. - 34,252



GAME NOTES

App State lost on a final-play field goal for the first time since a 2017 double-OT loss at UMass and on a field goal as time expired in regulation for the first time since 2000 at Chattanooga.

Coastal Carolina won for the first time in Boone (to move their all-time record in Boone to 1-6). The previous game in Boone was a 30-27 App State win over the 14th-ranked Chanticleers, also on a last-second field goal.

Official attendance for the sold-out Tuesday game at Kidd Brewer Stadium was 34,252. That's the seventh-largest crowd in stadium history and the largest for a Tuesday/Wednesday game anywhere since a 2011 game between Pitt and visiting UConn (40,219). The 2021 Wednesday game between App State and Coastal in Boone drew a sold-out attendance of 31,061.

The Mountaineers played most of the game without the nation's second-leading rusher. Nate Noel had a 1-yard run and a 4-yard catch on the first drive before a lower body injury kept him from returning.

App State had a minus-1 turnover margin in the game. The Mountaineers moved to 5-11 under coach Shawn Clark when losing the turnover battle. They are 17-1 when winning the turnover battle and 7-3 when they have the same number of turnovers as the opponent.

App State was a perfect 4-for-4 in the red zone with three touchdowns and a field goal.

Joey Aguilar completed a pass to 11 receivers.

Makai Jackson and Milan Tucker had catches of 67 and 69 yards, respectively.

Dalton Stroman's touchdown catch was his second of the season, and David Larkins' was his second also.

TEAM TOTALS	CCU	APP
FIRST DOWNS		
Total	25	18
Rushing	11	6
Passing	13	9
Penalty	1	3
RUSHING		
Total (Net)	196	111
Attempts	45	26
Avg. Per Rush	4.4	4.3
Rushing TDs	1	1
Yds. Gained	208	111
Yds. Lost	12	0
PASSING		
Total (Net)	373	305
Comp.-Att.-Int.	19-28-0	18-31-0
Avg. / Att.	13.3	9.8
Avg. / Comp.	19.6	16.9
TDs	2	2
TOTAL OFFENSE		
Yards	569	416
Plays	73	57
Avg. / Play	7.8	7.3
Fumbles - Lost	0-0	1-1
Penalties - Yds.	9-108	6-60
PUNTING		
Punts - Yds.	3-106	4-165
Avg. / Punt	35.3	41.2
Inside 20	0	2
50+ Yds.	0	1
Touchbacks	0	0
Fair Catch	2	2
KICKOFFS		
Total - Yds.	5-325	5-316
Avg. Yds. / Kickoff	65.0	63.2
Touchbacks	4	0
RETURNS		
Punt: Total - Yds. - TDs	0-0-0	0-0-0
Punt: Avg. / Return	0	0
Kickoff: Total - Yds. - TDs	3-66-0	1-26-0
Kickoff: Avg. / Return	22.0	26.0
INT: Total - Yds. - TDs	0-0-0	0-0-0
Fumble: Total - Yds. - TDs	0-0-0	0-0-0
MISCELLANEOUS		
Misc. Yards	0	0
Poss. Time	35:39	24:21
3rd. Down Conv.	6 of 12	3 of 11
4th. Down Conversions	0 of 2	2 of 4
Red-Zone: Scores - Chances	3-4	4-4
Sacks: Total - Yds.	0-0	1-2
PAT: Total - Made	3-3	3-3
2PT Conversion: Total - Made	0-0	0-0
Field Goals: Total - Made	2-2	1-1

App State Falls On CCU Field Goal As Time Expires

BOONE, N.C. — Coastal Carolina's Kade Hensley kicked a 24-yard field goal with no time remaining as App State suffered a 27-24 loss in a nationally televised Sun Belt Conference showdown on a Tuesday night at a packed Kidd Brewer Stadium.

After allowing a TD on the game-opening drive and falling behind 14-0 in the first eight minutes, App State (3-3, 1-1) pulled even twice — at 17-all in the third quarter and 24-all in the fourth. Caden Sullivan's stop for a 1-yard loss on Grayson McCall's fourth-and-2 keeper from the Mountaineers' 14 midway through the fourth quarter gave App State its first possession of the game in which it wasn't facing a deficit.

Joey Aguilar completed a pass to Milan Tucker for a 69-yard gain, but Coastal forced a fumble at the end of the long run to the 20 with 4:43 remaining, and defender Abraham Temoney made a sliding recovery right before the bouncing ball crossed the sideline to go out of bounds.

The Chanticleers (3-3, 1-2) responded with an 11-play drive, marching from their 16 to as deep as the App State 2, with CJ Beasley sliding down just short of the end zone on a 21-yard gain in the final minute.

Aguilar threw for 305 yards and two TDs, including a game-tying, fourth-and-3 TD pass from the Coastal 5 to Dalton Stroman with 8:47 remaining after a 67-yard completion to Makai Jackson. Nate Noel, the nation's second-leading rusher, had two offensive touches on App State's opening drive before missing the rest of the game with a lower-body injury, and the trio of Kanye Roberts, Maquel Haywood and Ahmani Marshall combined for 22 carries, 104 yards and one score.

The Mountaineers finally pulled even for the first time at 17-all on Aguilar's 2-yard touchdown pass to David Larkins with 6:18 remaining in the third quarter, and the Chanticleers responded with a seven-play, 77-yard touchdown drive to quickly regain the advantage. A third-and-5 penalty for defensive pass interference preceded McCall's 32-yard touchdown pass to wide-open tight end Kendall Karr.

SCORING SUMMARY

Team	Qtr	Time	Scoring Play	Plays	Time	Score
CCU	1st	11:12	Bennett 1 yd run (Hensley kick)	7-83	3:43	0-7
CCU	1st	7:22	Tucker 51 yd pass from McCall (Hensley kick)	5-63	2:28	0-14
APP	2nd	11:05	Hughes 29 yd FG	8-60	3:03	3-14
CCU	2nd	7:30	Hensley 33 yd FG	6-59	3:35	3-17
APP	2nd	3:25	Marshall 3 yd run (Hughes kick)	10-75	4:05	10-17
APP	3rd	6:18	Larkins 2 yd pass from Aguilar (Hughes kick)	6-54	2:45	17-17
CCU	3rd	3:03	Karr 32 yd pass from McCall (Hensley kick)	7-77	3:07	17-24
APP	4th	8:47	Stroman 5 yd pass from Aguilar (Hughes kick)	6-80	2:34	24-24
CCU	4th	0:00	Hensley 24 yd FG	11-77	4:43	24-27

STAT LEADERS

COASTAL CAROLINA					APP STATE				
Rushing	Att.	Yds	TD		Rushing	Att.	Yds	TD	
Bennett	15	64	1		Roberts	11	48	0	
White	9	46	0		Haywood	6	41	0	
Beasley	10	45	0		Marshall	5	15	1	
Brown	2	34	0		Aguilar	3	6	0	
Balthazar	3	5	0		Noel	1	1	0	
Simpkins	1	4	0		Totals	26	111	1	
McCall	5	-2	0		Passing	Cmp-Att-Int	Yds	TD	
Totals	45	196	1		Aguilar	18-31-0	305	2	
Passing	Cmp-Att-Int	Yds	TD		Totals	18-31-0	305	2	
McCall	19-28-0	373	2		Receiving	No.	Yds	TD	
Totals	19-28-0	373	2		Wilson	3	41	0	
Receiving	No.	Yds	TD		Tucker	2	78	0	
Pinckney	7	102	0		Stroman	2	35	1	
Tucker	3	100	1		Robinson	2	10	0	
White	3	18	0		Hetzel	2	10	0	
Bennett	2	63	0		Larkins	2	8	1	
Duplessis	2	18	0		Jackson	1	67	0	
Brown	1	40	0		Davis	1	21	0	
Karr	1	32	1		Roberts	1	18	0	
Totals	19	373	2		Horn	1	13	0	
					Noel	1	4	0	
					Totals	18	305	2	

GAME 7						FINAL
APP STATE	7	7	7	0	—	21
ODU	0	17	3	8	—	28

Oct. 21 - S.B. Ballard Stadium - Norfolk, Va. - 20,017



GAME NOTES

All three App State touchdowns resulted from fourth-down execution, as Joey Aguilar scored on a fourth-and-goal keeper around right end from the 1 in the first quarter and threw a 5-yard scoring pass to David Larkins in a fourth-and-2 with 4:14 remaining before halftime. In the third quarter, Aguilar gained 2 yards on a fourth-and-2 keeper from the ODU 25, then threw a 17-yard touchdown pass to Kaedin Robinson in the back of the end zone on a fourth-and-5 delivery.

The Mountaineers converted only 3 of 14 third downs but were a perfect 4-for-4 on fourth downs.

Four straight App State touchdowns have been on fourth-down plays going back to the previous game.

The Mountaineers' four losses have all been by seven points or less. Each of the last seven losses, dating back to last season, have been by seven points or less.

Seven straight road games, dating back to last season, have been decided by one score.

Earning their first career starts were running back Kanye Roberts and nickel safety Jalik Thomas.

In his first career start, Kanye Roberts surpassed his previous career high of 70 rushing yards by halftime and finished the game with 109 yards on a career-high 26 carries.

Joey Aguilar completed 22 of 31 passes for 252 yards with two touchdowns and no interceptions. He also ran eight times for 18 yards and a score. He has accounted for two or more touchdowns in every game this year except at Wyoming.

Wide receiver Kaedin Robinson had his second 100-yard receiving game in the last three outings.

TEAM TOTALS	APP	ODU
FIRST DOWNS		
Total	20	21
Rushing	6	9
Passing	14	11
Penalty	0	1
RUSHING		
Total (Net)	127	221
Attempts	36	39
Avg. Per Rush	3.5	5.7
Rushing TDs	1	2
Yds. Gained	138	248
Yds. Lost	11	27
PASSING		
Total (Net)	252	188
Comp.-Att.-Int.	22-32-0	18-25-0
Avg. / Att.	7.9	7.5
Avg. / Comp.	11.5	10.4
TDs	2	1
TOTAL OFFENSE		
Yards	379	409
Plays	68	64
Avg. / Play	5.6	6.4
Fumbles - Lost	3-0	0-0
Penalties - Yds.	5-37	8-78
PUNTING		
Punts - Yds.	6-213	5-219
Avg. / Punt	35.5	43.8
Inside 20	2	1
50+ Yds.	0	1
Touchbacks	0	0
Fair Catch	1	2
KICKOFFS		
Total - Yds.	4-251	5-313
Avg. Yds. / Kickoff	62.8	62.6
Touchbacks	0	1
RETURNS		
Punt: Total - Yds. - TDs	0-0-0	3-15-0
Punt: Avg. / Return	0	5.0
Kickoff: Total - Yds. - TDs	4-98-0	2-33-0
Kickoff: Avg. / Return	24.5	16.5
INT: Total - Yds. - TDs	0-0-0	0-0-0
Fumble: Total - Yds. - TDs	0-0-0	0-0-0
MISCELLANEOUS		
Misc. Yards	0	0
Poss. Time	32:06	27:54
3rd. Down Conv.	3 of 14	5 of 12
4th. Down Conversions	4 of 4	1 of 1
Red-Zone: Scores - Chances	3-3	3-3
Sacks: Total - Yds.	5-28	1-2
PAT: Total - Made	3-3	2-2
2PT Conversion: Total - Made	0-0	1-1
Field Goals: Total - Made	0-0	2-2

App State Drops Sun Belt Heartbreaker At ODU

NORFOLK, Va. — App State had plenty of fourth-down magic, but Old Dominion's late fourth-down conversion set up a go-ahead touchdown in the final minute of a 28-21 conference win against the Mountaineers.

Each of App State's last four games and five of the last six have been decided in the closing seconds.

After a fourth-and-10 completion of 19 yards from the App State 40 set up ODU's go-ahead, 16-yard touchdown run with 48 seconds left, the Mountaineers (3-4, 1-2 Sun Belt) moved from their own 21 to the Monarchs' 23 thanks to Joey Aguilar's completions of 13 yards to Eli Wilson, 20 yards to Kaedin Robinson (to the ODU 44, with a 15-yard flag for targeting reversed) and 21 yards to a sliding Christian Horn.

A spike with 11 seconds remaining from the 23-yard line gave App State two shots at a touchdown. ODU defensive back Khian'Dre Harris was credited with consecutive breakups on high, deep passes directed toward 6-foot-4 receiver Dalton Stroman in the end zone.

Aguilar had a hand in three fourth-down touchdowns on a night in which App State went 4-for-4 on fourth down, with one touchdown run on a QB keeper preceding TD passes to tight end David Larkins and wide receiver Kaedin Robinson. Starting in place of injured Nate Noel, Kanye Roberts rushed for a career-high 109 yards on 26 carries.

Nate Johnson led the defense by recording a season-high two sacks, increasing his season total to five with a pair of first-half takedowns, while Santana Hopper added 1.5 sacks, including a big one in the final six minutes to help force a punting situation in a one-point game.

Leading 21-20, App State regained possession at its 34 with 4:50 left and faced a second-and-1 before a fumble that it recovered for a loss preceded a third-down incompleteness. ODU took over with 3:46 left and faced a fourth-and-10 from the App State 40 in the final two minutes.

Grant Wilson scrambled and fired a 19-yard pass to Javon Harvey to get the Monarchs into short field-goal range, and Keshawn Wicks rushed for a 16-yard TD that at least gave the Mountaineers time to respond.

SCORING SUMMARY

Team	Qtr	Time	Scoring Play	Plays	Time	Score
APP	1st	3:59	Aguilar 1 yd run (Hughes kick)	7-46	3:47	7-0
ODU	2nd	13:02	Calloway 3 yd pass from Wilson (Sanchez kick)	12-87	5:50	7-7
APP	2nd	4:14	Larkins 5 yd pass from Aguilar (Hughes kick)	10-70	5:49	14-7
ODU	2nd	1:27	Wicks 20 yd run (Sanchez kick)	5-92	2:41	14-14
ODU	2nd	0:00	Sanchez 47 yd field goal	6-35	0:45	14-17
ODU	3rd	10:54	Sanchez 46 yd field goal	9-46	4:06	14-20
APP	3rd	4:03	Robinson 17 yd pass from Aguilar (Hughes kick)	13-60	6:44	21-20
ODU	4th	0:48	Wicks 16 yd run (Butler pass from Wilson)	11-69	2:58	21-28

STAT LEADERS

APP STATE				ODU			
Rushing	Att.	Yds	TD	Rushing	Att.	Yds	TD
Roberts	26	109	0	Calloway	13	104	0
Aguilar	8	18	1	Wicks	12	82	2
Haywood	1	2	0	Wilson	14	35	0
Marshall	1	-2	0	Totals	39	221	2
Totals	36	127	1				
Passing	Cmp-Att-Int	Yds	TD	Passing	Cmp-Att-Int	Yds	TD
Aguilar	22-31-0	252	2	Wilson	18-25-0	188	1
Team	0-1-0	0	0	Totals	18-25-0	188	1
Totals	22-32-0	252	2				
Receiving	No.	Yds	TD	Receiving	No.	Yds	TD
Robinson	7	103	1	Harvey	3	59	0
Horn	3	60	0	Paige	7	58	0
Roberts	3	16	0	Murphy	2	33	0
Davis	3	10	0	Calloway	3	20	1
Wilson	2	22	0	Wicks	2	13	0
Jackson	1	23	0	Butler	1	5	0
Stroman	1	12	0	Totals	18	188	1
Larkins	1	5	1				
Tucker	1	1	0				
Totals	22	252	2				



GAME 8

					FINAL	
Southern Miss	7	17	7	7	—	38
APP STATE	7	7	14	20	—	48

Oct. 28 - Kidd Brewer Stadium - Boone, N.C. - 32,601



GAME NOTES

From the time Southern Miss scored less than three minutes after the opening kickoff until Kanye Roberts' touchdown run with 6:37 left, the Mountaineers trailed for essentially 40 of those 51 minutes, pulling even at 7-all and 14-all.

The Golden Eagles had possession with a 10-point lead in the closing minutes of the third quarter before a blitzing Caden Sullivan jarred the ball loose on an up-the-middle sack, and Michael Fletcher's recovery at the Southern Miss 1-yard line set up a short touchdown run from Ahmani Marshall.

Despite allowing a school-record 33 first downs and 588 yards (second-highest FBS total, behind only the 2021 bowl loss to WKU), the Mountaineers limited Southern Miss to 17 yards on its six runs during the two fourth-quarter drives in which App State made stops.

App State won on Homecoming for the ninth straight year and improved its all-time Homecoming record to 48-13-2.

Attendance in Boone was 32,601, the ninth-largest crowd in stadium history.

App State defeated Southern Miss for the first time after taking losses in 1937 and 2014, both in the state of Mississippi.

It was the fifth straight game – and the sixth in the previous seven – to be decided in the closing seconds. The Mountaineers' fourth-down touchdown with eight seconds remaining sealed a two-score victory after a Mountaineer fumble with 14 seconds left bounced around before being recovered by the home team.

Christan Horn caught a career-high eight passes for a career-high 165 yards and two touchdowns. His scores were an integral part of the final 12 minutes of the fourth quarter during which App State turned a 10-point deficit into a 10-point victorious margin.

TEAM TOTALS	USM	APP
FIRST DOWNS		
Total	33	24
Rushing	15	6
Passing	15	16
Penalty	3	2
RUSHING		
Total (Net)	301	180
Attempts	43	32
Avg. Per Rush	7.0	5.6
Rushing TDs	4	3
Yds. Gained	337	202
Yds. Lost	36	22
PASSING		
Total (Net)	287	391
Comp.-Att.-Int.	23-42-0	23-33-1
Avg. / Att.	6.8	11.8
Avg. / Comp.	12.5	17.0
TDs	1	4
TOTAL OFFENSE		
Yards	588	571
Plays	85	65
Avg. / Play	6.9	8.8
Fumbles - Lost	1-1	2-1
Penalties - Yds.	9-74	5-45
PUNTING		
Punts - Yds.	3-139	5-174
Avg. / Punt	46.3	34.8
Inside 20	1	2
50+ Yds.	1	0
Touchbacks	0	0
Fair Catch	2	3
KICKOFFS		
Total - Yds.	7-457	8-493
Avg. Yds. / Kickoff	65.3	61.6
Touchbacks	4	4
RETURNS		
Punt: Total - Yds. - TDs	1-2-0	0-0-0
Punt: Avg. / Return	2.0	0
Kickoff: Total - Yds. - TDs	3-36-0	3-58-0
Kickoff: Avg. / Return	12.0	19.3
INT: Total - Yds. - TDs	1-8-0	0-0-0
Fumble: Total - Yds. - TDs	1-0-0	1-0-0
MISCELLANEOUS		
Misc. Yards	0	0
Poss. Time	33:14	26:46
3rd. Down Conv.	7 of 15	5 of 12
4th. Down Conversions	0 of 2	1 of 1
Red-Zone: Scores - Chances	4-5	3-3
Sacks: Total - Yds.	4-13	3-28
PAT: Total - Made	5-5	6-6
2PT Conversion: Total - Made	0-0	0-1
Field Goals: Total - Made	1-3	0-0

Mountaineers Rally for Dramatic Homecoming Win

BOONE, N.C. — In a season with so many down-to-the-wire finishes, sealing a victory with eight seconds remaining almost felt pedestrian.

Trailing for nearly the entire game, App State took its first lead with 6:37 remaining and scored 20 unanswered points over the final 12 minutes to pull out a 48-38 homecoming win against Southern Miss.

It was the fifth straight App State game decided in the closing seconds.

With the Mountaineers (4-4, 2-2 Sun Belt) trailing 38-28 early in the fourth quarter, the comeback began on Joey Aguilar's 49-yard TD pass to a tackle-breaking Christan Horn on a third-and-9 throw. EJ Jackson's tackle short of the sticks on a third-and-10 throw by Southern Miss forced a punt, and Kanye Roberts' 61-yard touchdown run on the third play of the next series helped put App State ahead 42-38.

Southern Miss (1-7, 0-5) drove all the way to the App State 30 before Jordan Favors used an upending hit to break up a fourth-and-2 pass and give the Mountaineers' offense the ball back with 2:44 remaining. Roberts' 25-yard run that ended with a personal foul produced one important first down at the Golden Eagles' 23, and App State faced a third-and-6 scenario from the 19 when Aguilar tossed a pass in the flat to open tight end Eli Wilson.

Just as Wilson crossed the 13-yard line for an apparent first down, Southern Miss forced a fumble with a jarring hit. Aguilar pounced on the loose ball in a crowd of bodies, but the recovery at the 21 took away the first down and created a fourth-and-8 situation with 14 seconds left.

Instead of attempting a field goal that, at best, could extend the lead to seven points, or wasting time before giving Southern Miss possession with a four-point deficit, App State decided to go for a touchdown. Aguilar fired a perfect strike to a well-guarded Horn, who caught the ball and got one foot down in the right-corner of the end zone.

SCORING SUMMARY

Team	Qtr	Time	Scoring Play	Plays	Time	Score
USM	1st	12:39	Jones 16 yd pass from Wiles (Stein kick)	6-75	2:21	0-7
APP	1st	1:50	Haywood 8 yd run (Hughes kick)	5-65	2:59	7-7
USM	2nd	9:15	Gore 42 yd run (Stein kick)	4-79	1:22	7-14
APP	2nd	8:14	Wilson 26 yd pass from Aguilar (Hughes kick)	3-75	1:01	14-14
USM	2nd	5:01	Crawford 10 yd run (Stein kick)	8-75	3:13	14-21
USM	2nd	2:05	Stein 42 yd FG	6-15	1:49	14-24
APP	3rd	12:13	Davis 57 yd pass from Aguilar (Hughes kick)	6-75	2:47	21-24
USM	3rd	12:01	Gore 75 yd run (Stein kick)	1-75	0:12	21-31
APP	3rd	5:17	Marshall 1 yd run (Hughes kick)	1-1	0:04	28-31
USM	4th	14:01	Caston 11 yd run (Stein kick)	13-75	6:16	28-38
APP	4th	11:33	Horn 49 yd pass from Aguilar (Hughes kick)	6-78	2:22	35-38
APP	4th	6:37	Roberts 61 yd run (Hughes kick)	3-80	1:23	42-38
APP	4th	0:08	Horn 21 yd pass from Aguilar (conv. kneel)	6-70	2:36	48-38

STAT LEADERS

SOUTHERN MISS					APP STATE				
Rushing	Att.	Yds	TD		Rushing	Att.	Yds	TD	
Gore Jr.	24	247	2		Roberts	13	109	1	
Clay	12	52	0		Aguilar	9	43	0	
Crawford	2	12	1		Haywood	3	11	1	
Caston	1	11	1		Marshall	4	9	1	
Pittman	1	-2	0		Noel	3	8	0	
Wiles	3	-19	0		Totals	32	180	3	
Totals	43	301	4						
Passing	Cmp-Att-Int	Yds	TD		Passing	Cmp-Att-Int	Yds	TD	
Wiles	23-41-0	287	1		Aguilar	23-33-1	391	4	
Gore Jr.	0-1-0	0	0		Totals	23-33-1	391	4	
Totals	23-42-0	287	1						
Receiving	No.	Yds	TD		Receiving	No.	Yds	TD	
Mims	10	141	0		Horn	8	165	2	
Jones	6	81	1		Wilson	4	48	1	
Caston	3	34	0		Davis	3	76	1	
Cavallo	2	19	0		Tucker	3	39	0	
Gore Jr.	1	13	0		Jackson	2	25	0	
Henderson	1	-1	0		Roberts	2	11	0	
Totals	23	287	1		Robinson	1	27	0	
					Totals	23	391	4	

GAME 9						FINAL
Marshall	0	3	6	0	—	9
APP STATE	0	21	7	3	—	31

Nov. 4 - Kidd Brewer Stadium - Boone, N.C. - 34,057



GAME NOTES

App State won with its largest margin of victory against a Sun Belt opponent since last year's 42-17 win against Georgia State.

The Mountaineers lead the all-time series with the Thundering Herd 16-10, including a 10-3 record in Boone. The teams are even at 2-2 with both squads playing at the FBS level.

This was the largest margin of victory for an App State win over Marshall since 1985.

The result snapped a five-game streak of App State games decided in the closing seconds.

Attendance at Kidd Brewer Stadium was 34,057, the eighth-largest crowd in stadium history.

This was believed to be the first ever Saturday night game played in Boone in November or December.

Earning their first career starts were wide receiver Dalton Stroman and defensive tackle Santana Hopper.

App State eclipsed 30 points for the second straight game and the sixth time this season.

Joey Aguilar again spread the ball to nine different receivers and compiled over 200 passing yards with three touchdowns and no turnovers.

Aguilar has thrown multiple passing TDs in all but one game this season.

Kaedin Robinson led all receivers with four catches for 55 yards and a TD (his fifth of the season, tied for the team lead).

Michael Hetzel had a career day with four catches for 46 yards and his first career touchdown.

TEAM TOTALS	MAR	APP
FIRST DOWNS		
Total	13	24
Rushing	4	9
Passing	7	13
Penalty	2	2
RUSHING		
Total (Net)	108	148
Attempts	25	40
Avg. Per Rush	4.3	3.7
Rushing TDs	0	1
Yds. Gained	149	168
Yds. Lost	41	20
PASSING		
Total (Net)	144	229
Comp.-Att.-Int.	14-25-3	20-27-0
Avg. / Att.	5.8	8.5
Avg. / Comp.	10.3	11.5
TDs	1	3
TOTAL OFFENSE		
Yards	252	377
Plays	50	67
Avg. / Play	5	5.6
Fumbles - Lost	0-0	0-0
Penalties - Yds.	6-52	4-52
PUNTING		
Punts - Yds.	5-202	3-118
Avg. / Punt	40.4	39.3
Inside 20	0	1
50+ Yds.	0	0
Touchbacks	0	0
Fair Catch	4	2
KICKOFFS		
Total - Yds.	3-195	6-385
Avg. Yds. / Kickoff	65.0	64.2
Touchbacks	3	2
RETURNS		
Punt: Total - Yds. - TDs	0-0-0	0-0-0
Punt: Avg. / Return	0	0
Kickoff: Total - Yds. - TDs	4-76-0	0-0-0
Kickoff: Avg. / Return	19.0	0
INT: Total - Yds. - TDs	0-0-0	3-20-0
Fumble: Total - Yds. - TDs	0-0-0	0-0-0
MISCELLANEOUS		
Misc. Yards	0	0
Poss. Time	24:20	35:40
3rd. Down Conv.	4 of 11	5 of 12
4th. Down Conversions	0 of 1	2 of 3
Red-Zone: Scores - Chances	2-3	3-3
Sacks: Total - Yds.	3-13	3-25
PAT: Total - Made	0-0	4-4
2PT Conversion: Total - Made	0-1	0-0
Field Goals: Total - Made	1-1	1-1

App State Handles Herd On Historic Saturday Night

BOONE, N.C. — A historic nighttime appearance at The Rock coincided with a resounding victory over a longtime rival.

Playing a post-October game on a Saturday night in Kidd Brewer Stadium for the first time and facing Marshall in a home conference game for the first time since 1996, App State rolled to a 31-9 victory against the Thundering Herd in front of 34,057 fans, plus an NFL Network audience. It was App State's third-largest margin of victory in the series and the largest since a 40-0 win in 1985.

The Mountaineers (5-4, 3-2 Sun Belt) held a 28-3 lead in the third quarter thanks to three TD passes from Joey Aguilar, with the first App State TDs by receivers Michael Hetzel (16 yards) and Makai Jackson (29 yards) following a 24-yard scoring reception from Kaedin Robinson.

Rasheen Ali's 43-yard run set up a field goal on Marshall's second drive, but App State's defense held the Thundering Herd offense in check until a 43-yard scramble by QB Cam Fancher set up a short TD that cut into the 25-point deficit. That accounted for Marshall's only points on a night when the Mountaineers recorded three interceptions and three sacks.

Jordan Favors had two fourth-quarter interceptions, including one in the end zone, and Donovan Spellman's diving pick at the Marshall 17 set up App State's second touchdown of the night. Spellman also recorded a sack with help from pressure by Kevon Haigler, while Shawn Collins and Trenton Alan Yowe were responsible for the other two sacks.

Andrew Parker Jr., EJ Jackson and Santana Hopper were disruptive as the Mountaineers had 10 tackles for loss and limited Marshall to 252 yards.

Marshall (4-5, 1-4) had a chance to rally with the ball down 28-9, but Spellman and Alan Yowe had sacks during an extended drive that moved into App State territory before Favors picked off a fourth-and-long pass.

Aguilar's TD pass to Robinson gave App State 7-3 lead in the second quarter, and the Thundering Herd started the next drive inside its own 10 before Spellman made his diving interception of a second-down throw.

SCORING SUMMARY

Team	Qtr	Time	Scoring Play	Plays	Time	Score
MAR	2nd	14:11	Verhoff 32 yd FG	7-59	3:08	0-3
APP	2nd	10:52	Robinson 24 yd pass from Aguilar (Hughes kick)	7-75	3:19	7-3
APP	2nd	8:33	Tucker 3 yd run (Hughes kick)	3-17	1:25	14-3
APP	2nd	1:29	Hetzel 16 yd pass from Aguilar (Hughes kick)	9-74	5:12	21-3
APP	3rd	7:00	Jackson 29 yd pass from Aguilar (Hughes kick)	8-58	4:29	28-3
MAR	3rd	3:13	Sallis 10 yd pass from Fancher (pass failed)	7-80	3:40	28-9
APP	4th	4:01	Hughes 32 yd FG	9-61	5:49	31-9

STAT LEADERS

MARSHALL				APP STATE			
Rushing	Att.	Yds	TD	Rushing	Att.	Yds	TD
Ali	13	74	0	Aguilar	10	44	0
Fancher	10	35	0	Haywood	5	42	0
Payne	2	-1	0	Roberts	6	23	0
Totals	25	108	0	Noel	12	20	0
				Marshall	2	11	0
Passing	Cmp-Att-Int	Yds	TD	Castle	3	7	0
Fancher	14-25-3	144	1	Tucker	1	3	1
Totals	14-25-3	144	1	Team	1	-2	0
				Totals	40	148	1
Receiving	No.	Yds	TD	Passing	Cmp-Att-Int	Yds	TD
McMillan	3	28	0	Aguilar	20-27-0	229	3
Coombs	3	13	0	Totals	20-27-0	229	3
Keaton	2	25	0				
Sallis	2	19	1	Receiving	No.	Yds	TD
Ali	2	7	0	Robinson	4	55	1
Harrison	1	35	0	Hetzel	4	46	1
Montgomery	1	17	0	Davis	3	12	0
Totals	14	144	1	Gibbs	2	37	0
				Noel	2	18	0
				Wilson	2	6	0
				Jackson	1	29	1
				Tucker	1	16	0
				Larkins	1	10	0
				Totals	20	229	3



GAME 10						FINAL
APP STATE	7	14	7	14	—	42
Georgia State	0	0	0	14	—	14

Nov. 11 - Center Parc Stadium - Atlanta, Ga. - 14,260



GAME NOTES

App State had a 425-123 advantage in total yards after Anderson Castle's touchdown and Michael Hughes' extra point delivered a 35-0 lead on the first play of the fourth quarter. Georgia State quarterback Darren Grainger went 9-for-21 for 30 yards through three quarters before finishing with 115 passing yards with 15 completions on 28 attempts, and the Panthers averaged 3.0 yards per carry while accumulating 139 rushing yards on 47 attempts.

App State earned bowl eligibility for the eighth time in nine years that the Mountaineers have been bowl eligible since transitioning to the FBS level.

The Mountaineers defeated GSU for the 10th time in 10 tries since they became conference opponents in 2014.

App State and Georgia State tied with two turnovers apiece. Under head coach Shawn Clark, the Mountaineers stand at 17-1 when winning the turnover battle, 6-11 when losing and 9-4 when they have the same number of turnovers as the opponent.

Earning his first career start was defensive end Kevin Abrams-Verwayne, while DL Jason Hertz, QB David Hernandez and OL Danny Stevens made their Mountaineer debuts.

During the game, Nate Noel became the eighth player in school history to eclipse 3,000 career rushing yards.

After missing the first eight games of the season due to a fall camp injury, in his second game back on the field, Anderson Castle rushed for 26 yards and his first touchdown of the season on a 9-yard burst to open the fourth quarter.

App State's defense forced eight three-and-outs and nine Panther punts.

Darren Grainger entered the game averaging 269.1 yards of total offense. App State held him to 133.

TEAM TOTALS	APP	GSU
FIRST DOWNS		
Total	19	17
Rushing	10	9
Passing	7	5
Penalty	2	3
RUSHING		
Total (Net)	254	139
Attempts	39	47
Avg. Per Rush	6.5	3.0
Rushing TDs	3	0
Yds. Gained	267	163
Yds. Lost	13	24
PASSING		
Total (Net)	255	121
Comp.-Att.-Int.	14-21-1	16-31-1
Avg. / Att.	12.1	3.9
Avg. / Comp.	18.2	7.6
TDs	3	2
TOTAL OFFENSE		
Yards	509	260
Plays	60	78
Avg. / Play	8.5	3.3
Fumbles - Lost	3-1	1-1
Penalties - Yds.	4-50	6-69
PUNTING		
Punts - Yds.	4-153	9-427
Avg. / Punt	38.2	47.4
Inside 20	1	3
50+ Yds.	0	4
Touchbacks	0	0
Fair Catch	3	2
KICKOFFS		
Total - Yds.	7-427	2-130
Avg. Yds. / Kickoff	61.0	65.0
Touchbacks	3	1
RETURNS		
Punt: Total - Yds. - TDs	1-14-0	0-0-0
Punt: Avg. / Return	14.0	0
Kickoff: Total - Yds. - TDs	1-23-0	3-41-0
Kickoff: Avg. / Return	23.0	13.7
INT: Total - Yds. - TDs	1-0-0	1-0-0
Fumble: Total - Yds. - TDs	0-0-0	0-0-0
MISCELLANEOUS		
Misc. Yards	0	0
Poss. Time	27:05	32:55
3rd. Down Conv.	5 of 10	7 of 19
4th. Down Conversions	0 of 1	1 of 2
Red-Zone: Scores - Chances	3-3	2-4
Sacks: Total - Yds.	1-4	0-0
PAT: Total - Made	6-6	2-2
2PT Conversion: Total - Made	0-0	0-0
Field Goals: Total - Made	0-0	0-0

App State Clinches Bowl Eligibility With Road Rout

ATLANTA — A 20-play drive put Georgia State in position to score first in statement-making fashion during the opening quarter, but Andrew Parker Jr. pounced on a second-and-goal fumble caused by Trevor Moffitt and Donovan Spellman inside the 10-yard line.

By the fourth quarter, the Panthers were still trying to break through with their first points and App State was well on its way to a 42-14 win.

The result enabled the Mountaineers (6-4, 4-2 Sun Belt) to clinch bowl eligibility with two games remaining in the regular season and extend their winning streak to three games.

Anderson Castle's TD run on the first play of the fourth quarter — the Mountaineers also scored on the first play of the second and third quarters — pushed the lead to 35-0 as App State improved its all-time record to 10-0 against the Panthers (6-4, 3-4). Of Georgia State's first 11 drives, App State forced two turnovers and nine punts.

The Mountaineers responded to Parker's recovery by scoring just four plays later, with Joey Aguilar's 23-yard completion to David Larkins on third down and Nate Noel's 61-yard touchdown run capping a 92-yard change of direction. Noel and Kanye Roberts combined for 163 rushing yards and two touchdowns on 19 attempts, and Aguilar's 255-yard day on 14-of-21 passing included three touchdown passes.

Parker had a career-high 14 tackles, including two TFLs, and EJ Jackson contributed nine as App State's defense held an opposing offense to less than 265 yards for the second straight week. In addition to the early turnover near the goal line, Trenton Alan Yowe made an end-zone INT late in the first half, and the defense totaled 10 tackles for loss.

Emotions began running high just inside of two hours before kickoff, as App State's pregame prayer circle at midfield (immediately after the team's buses unloaded) was interrupted by the arrival of Georgia State team members who were entering the stadium through the stands behind one end zone, with one recognizable GSU staff member leading the Panthers onto the field and toward the 50-yard line.

SCORING SUMMARY

Team	Qtr	Time	Scoring Play	Plays	Time	Score
APP	1st	1:27	Noel 61 yd run (Hughes kick)	4-92	1:36	7-0
APP	2nd	14:52	Jackson 44 yd pass from Aguilar (Hughes kick)	2-49	0:16	14-0
APP	2nd	7:18	Robinson 3 yd pass from Aguilar (Hughes kick)	4-52	1:30	21-0
APP	3rd	14:40	Stroman 77 yd pass from Aguilar (Hughes kick)	1-77	0:20	28-0
APP	4th	14:56	Castle 9 yd run (Hughes kick)	11-59	4:27	35-0
GSU	4th	11:57	Williams 3 yd pass from Grainger (Medina kick)	8-75	2:59	35-7
APP	4th	10:57	Roberts 20 yd run (Hughes kick)	2-46	1:00	42-7
GSU	4th	5:31	Lewis 1 yd pass from Grainger (Rickman kick)	11-72	5:26	42-14

STAT LEADERS

APP STATE				GEORGIA STATE			
Rushing	Att.	Yds	TD	Rushing	Att.	Yds	TD
Noel	10	86	1	Carroll	34	113	0
Roberts	9	77	1	Grainger	9	18	0
Haywood	4	45	0	Adams	4	8	0
Castle	6	26	1	Totals	47	139	0
Aguilar	5	20	0				
Marshall	4	2	0	Passing	Comp-Att-Int	Yds	TD
Team	1	-2	0	Grainger	15-28-1	115	2
Totals	39	254	3	Colasurdo	1-3-0	6	0
				Totals	16-31-1	121	2
Receiving	No.	Yds	TD				
Aguilar	14-21-1	255	3	Receiving	No.	Yds	TD
Hernandez	0-0-0	0	0	Williams	6	32	1
Totals	14-21-1	255	3	Lewis	4	50	1
				Thompson	2	14	0
				Carroll	2	4	0
				Carter	1	19	0
				Green	1	2	0
				Totals	16	121	2

GAME 11						FINAL	
APP STATE	3	7	0	10	6	—	26
#18 James Madison	0	5	0	15	3	—	23

Nov. 18 - Bridgeforth Stadium - Harrisonburg, Va. - 25,838



GAME NOTES

Joey Aguilar threw for 318 yards and three touchdowns, including two to Kaedin Robinson.

Nate Johnson and Michael Fletcher had two sacks apiece, with Kevin Abrams-Verwayne adding one. Thomas Davis' forced fumble (recovered by Nick Ross to set up a first-half score) and Ethan Johnson's interception during the second quarter helped App State take a 10-5 lead into halftime.

App State won its fourth straight game. It's the longest winning streak since the Mountaineers won six straight to close the 2021 regular season.

A win over Georgia Southern and a James Madison win over Coastal in the regular season finales would clinch a berth as the East representative in the Sun Belt championship game.

This was the Mountaineers' third win over an AP Top 25 team in their last five tries - one per season under head coach Shawn Clark in 2021, 2022 and 2023.

App State improved to 2-0 in games that were visited by ESPN's College GameDay. Both wins, including last year's in Boone against Troy, were decided by a final-play App State TD.

App State's all-time series lead against JMU improved to 13-5 overall and 6-2 in Harrisonburg.

It was the Mountaineers' first overtime victory since 2015 (44-41 in 3OT vs. Troy). They had lost five straight OT games and nine of the last 10.

App State won despite rushing for just 48 yards on 27 carries, but the Mountaineers limited JMU to 61 yards on 33 attempts.

JMU was 10-0, and it's believed to be App State's first-ever win against a team that was 10-0 or better

TEAM TOTALS	APP	JMU
FIRST DOWNS		
Total	24	25
Rushing	2	7
Passing	18	16
Penalty	4	2
RUSHING		
Total (Net)	48	61
Attempts	27	33
Avg. Per Rush	1.8	1.8
Rushing TDs	0	1
Yds. Gained	59	105
Yds. Lost	11	44
PASSING		
Total (Net)	318	289
Comp.-Att.-Int.	28-46-1	27-46-1
Avg. / Att.	6.9	6.3
Yds. / Comp.	11.4	10.7
TDs	3	1
TOTAL OFFENSE		
Yards	366	350
Plays	73	79
Avg. / Play	5	4.4
Fumbles - Lost	1-1	3-1
Penalties - Yds.	5-50	8-65
PUNTING		
Punts - Yds.	5-192	5-219
Avg. / Punt	38.4	43.8
Inside 20	3	3
50+ Yds.	1	0
Touchbacks	0	1
Fair Catch	0	2
KICKOFFS		
Total - Yds.	6-358	4-241
Avg. Yds. / Kickoff	59.7	60.3
Touchbacks	3	1
RETURNS		
Punt: Total - Yds. - TDs	0-0-0	0-0-0
Punt: Avg. / Return	0	0
Kickoff: Total - Yds. - TDs	3-55-0	3-37-0
Kickoff: Avg. / Return	18.3	12.3
INT: Total - Yds. - TDs	1-0-0	1-0-0
Fumble: Total - Yds. - TDs	0-0-0	0-0-0
MISCELLANEOUS		
Misc. Yards	0	0
Poss. Time	27:23	32:37
3rd. Down Conv.	7 of 16	6 of 15
4th. Down Conversions	0 of 0	1 of 1
Red-Zone: Scores - Chances	5-5	4-5
Sacks: Total - Yds.	5-29	1-4
PAT: Total - Made	2-2	1-1
2PT Conversion: Total - Made	0-0	1-1
Field Goals: Total - Made	2-2	2-3

App State Outlasts Unbeaten Dukes in OT Thriller

HARRISONBURG, Va. — Not so fast, my friend. Don't count out these Mountaineers, who just keep digging deeper and deeper.

Facing unbeaten and 18th-ranked James Madison with the Dukes serving as the darlings of ESPN's College GameDay, App State stayed in the hunt for a Sun Belt Championship Game berth with a 26-23 overtime victory in front of a sold-out crowd at Bridgeforth Stadium.

Joey Aguilar's 8-yard TD pass to Kaedin Robinson in overtime proved to be the biggest throw of the night. Robinson cut across the middle on third down, made a catch at the 5, broke one tackle, broke a second tackle attempt at the 3 and reached the ball across the plane as he avoided another tackle attempt at the front-left corner of the end zone.

App State coaches and players stormed onto the field and were able to celebrate again after a review of the play confirmed that Robinson had scored before losing control of the ball for a potential touchback and JMU victory. Exiting the field, coach Shawn Clark headed toward the tunnel, triumphantly raised the pickaxe that's become a team symbol and mimicked sharpening the blade as fans cheered loudly.

App State withstood a late rally from the Dukes, who trailed by 12 points early in the fourth quarter and were behind 20-12 before tying the game in the final minute. JMU (10-1) completed a fourth-and-18 pass for 27 yards before throwing an 11-yard TD pass on the next play.

The tying two-point pass was successful, and App State (7-4, 5-2) advanced to the JMU 45 with 17 seconds left before an interception sent the game to overtime. Playing defense first, the Mountaineers allowed an 18-yard gain that set up a first-and-goal situation from the 7, but three straight incompletions triggered a 25-yard field goal.

Aguilar connected with Dalton Stroman on a 17-yard gain to move the ball to the JMU 8, and two incompletions preceded the game-winner.

SCORING SUMMARY

Team	Qtr	Time	Scoring Play	Plays	Time	Score
APP	1st	2:55	Hughes 22 yd FG	8-42	4:18	3-0
JMU	2nd	13:02	Wise 35 yd FG	10-61	4:48	3-3
JMU	2nd	6:56	Safety, Grounding in end zone			3-5
APP	2nd	5:16	Robinson 8 yd pass from Aguilar (Hughes kick)	3-33	1:06	10-5
APP	4th	14:56	Wilson 16 yd pass from Aguilar (Hughes kick)	13-80	5:25	17-5
JMU	4th	8:20	McCloud 6 yd run (Wise kick)	16-75	6:36	17-12
APP	4th	3:55	Hughes 30 yd FG	11-70	4:19	20-12
JMU	4th	0:57	Sarratt 11 yd pass from McCloud (Sarratt catch)	12-75	2:58	20-20
JMU	OT	0:00	Wise 25 yd FG	5-18	0:00	20-23
APP	OT	0:00	Robinson 8 yd pass from Aguilar	4-25	0:00	26-23

STAT LEADERS

APP STATE				JMU			
Rushing	Att.	Yds	TD	Rushing	Att.	Yds	TD
Castle	10	21	0	Lawton	13	37	0
Noel	10	21	0	Black	6	28	0
Stroman	1	6	0	Palmer	2	2	0
Roberts	2	2	0	Team	1	-2	0
Aguilar	3	0	0	McCloud	11	-4	1
Haywood	1	-2	0	Totals	33	61	1
Totals	27	48	0				
Passing	Cmp-Att-Int	Yds	TD	Passing	Cmp-Att-Int	Yds	TD
Aguilar	28-46-1	318	3	McCloud	27-46-1	289	1
Totals	28-46-1	318	3	Totals	27-46-1	289	1
Receiving	No.	Yds	TD	Receiving	No.	Yds	TD
Robinson	4	68	2	Sarratt	8	128	1
Wilson	4	61	1	Lawton	5	50	0
Jackson	5	49	0	Brown	3	49	0
Stroman	2	36	0	Horton	5	24	0
Davis	3	24	0	Sproles	3	18	0
Tucker	1	20	0	Black	2	16	0
Castle	3	20	0	Knight	1	4	0
Roberts	2	19	0	Totals	27	289	1
Gibbs	2	13	0				
Noel	1	4	0				
Larkins	1	4	0				
Totals	28	318	3				



GAME 12						FINAL
Ga. Southern	14	3	0	10	—	27
APP STATE	3	24	14	14	—	55

Nov. 25 - Kidd Brewer Stadium - Boone, N.C. - 31,248



GAME NOTES

At the FBS level, App State has now closed the regular season with a winning streak of at least five games on three occasions: 2023 (3-4 to 8-4), 2021 (4-2 to 10-2) and 2014 (1-5 to 7-5).

Attendance at Kidd Brewer Stadium was 31,248, a record for a post-Thanksgiving home game. For the third straight year, App State broke the all-time Sun Belt and school attendance record with an average crowd of 34,734 at The Rock. The previous records were set in 2021 (30,441) and 2022 (33,566).

App State won on Senior Day at Kidd Brewer Stadium for the 25th time in the last 26 years.

App State improved its record in the Georgia Southern series to 22-16-1 overall and 6-4 at the FBS level. In Boone, the Mountaineers improved to 15-5-1 overall against the Eagles and 4-1 as FBS foes.

In the series, App State improved to wins in six of the last nine games, nine of the last 13 and 13 of the last 19.

Since the rivals began playing annually in 1993, the 28-point win was App State's second-largest margin of victory over Georgia Southern, topped only by a 52-16 win in 2009. Overall, it was the third-largest margin of victory for App State in the series, as the Mountaineers won 59-0 in 1939.

The 55 points were the Mountaineers' second-most in a game against the Eagles behind that 1939 total.

With four passing TDs, Joey Aguilar ran his season total to 33, eclipsing Taylor Lamb's previous school record of 31.

Aguilar became the fifth quarterback in school history with a 3,000-yard passing season, joining Chase Brice in 2021 (3,337), Armanti Edwards in 2009 (3,291) and Jamal Londry-Jackson in 2012 (3,278).

TEAM TOTALS	GS	APP
FINAL DOWNS		
Total	20	29
Rushing	8	12
Passing	12	14
Penalty	0	3
RUSHING		
Total (Net)	83	236
Attempts	24	33
Avg. Per Rush	3.5	7.2
Rushing TDs	1	3
Yds. Gained	98	255
Yds. Lost	15	19
PASSING		
Total (Net)	277	296
Comp.-Att.-Int.	26-39-3	23-36-1
Avg. / Att.	7.1	8.2
Avg. / Comp.	10.7	12.9
TDs	1	4
TOTAL OFFENSE		
Yards	360	532
Plays	63	69
Avg. / Play	5.7	7.7
Fumbles - Lost	1-1	0-0
Penalties - Yds.	9-70	1-15
PUNTING		
Punts - Yds.	3-129	3-119
Avg. / Punt	43	39.7
Inside 20	1	0
50+ Yds.	1	0
Touchbacks	1	0
Fair Catch	2	1
KICKOFFS		
Total - Yds.	6-375	9-526
Avg. Yds. / Kickoff	62.5	58.4
Touchbacks	5	1
RETURNS		
Punt: Total - Yds. - TDs	1-minus-1-0	0-0-0
Punt: Avg. / Return	-1.0	0
Kickoff: Total - Yds. - TDs	5-170-1	1-22-0
Kickoff: Avg. / Return	34.0	22.0
INT: Total - Yds. - TDs	1-2-0	3-25-0
Fumble: Total - Yds. - TDs	0-0-0	0-0-0
MISCELLANEOUS		
Misc. Yards	0	0
Poss. Time	31:08	28:52
3rd. Down Conv.	5 of 11	4 of 9
4th. Down Conversions	0 of 1	0 of 0
Red-Zone: Scores - Chances	3-3	6-7
Sacks: Total - Yds.	1-7	2-13
PAT: Total - Made	3-3	7-7
2PT Conversion: Total - Made	0-0	0-0
Field Goals: Total - Made	2-2	2-2

Mountaineers Clinch Berth In Sun Belt Title Game

BOONE, N.C. — App State secured an East Division title and clinched a spot in the Sun Belt Championship Game at Troy by dominating the final three quarters of a 55-27 home victory against Georgia Southern.

Joey Aguilar's four TD passes allowed him to become the program's single-season record-holder with 33 heading into the postseason, and App State (8-4, 6-2) scored 20 points off the four turnovers it forced, including three interceptions. Tyrek Funderburk produced two of those, and the Mountaineers scored immediately with short fields following takeaways on a fumbled kickoff return and Jordan Favors' interception.

App State fell behind 14-3 in the opening quarter, but that number didn't have any negative connotations by the time Armanti Edwards' beloved No. 14 was officially retired at the half. The Mountaineers turned an 11-point deficit into a 41-17 lead with a 38-3 run over the span of 16 lopsided minutes starting midway through the second quarter.

The run increased to 45-3 — with 31 consecutive App State points — when Aguilar's fourth touchdown pass of the day contributed to Kaedin Robinson's second score of the game early in the fourth quarter.

Sitting at 3-4 and 1-2 in league play following an Oct. 21 loss, App State closed the regular season with five straight wins to earn a spot in the Sun Belt title game for the fourth time since the inaugural contest in 2018.

App State needed a win against Georgia Southern and a victory from JMU at Coastal Carolina to overtake the Chanticleers in the division race, and JMU won 56-14 in Conway, S.C.

"Our kids kept believing in one another," head coach Shawn Clark said. "When you believe in the Black and Gold and bleed it every single day, good things will happen."

SCORING SUMMARY

Team	Qtr	Time	Scoring Play	Plays	Time	Score
GS	1st	12:44	Arnold 3 yd run (Lantz kick)	6-75	2:16	0-7
APP	1st	4:03	Hughes 24 yd FG	8-57	4:36	3-7
GS	1st	0:25	Hood 25 yd pass from French (Lantz kick)	8-65	3:38	3-14
APP	2nd	7:35	Robinson 27 yd pass from Aguilar (Hughes kick)	8-79	3:44	10-14
APP	2nd	7:19	Roberts 13 yd run (Hughes kick)	1-13	0:06	17-14
GS	2nd	2:33	Lantz 38 yd FG	8-55	4:46	17-17
APP	2nd	0:55	Horn 41 yd pass from Aguilar (Hughes kick)	7-75	1:38	24-17
APP	2nd	0:00	Hughes 28 yd FG	6-28	0:34	27-17
APP	3rd	13:16	Wilson 2 yd pass from Aguilar (Hughes kick)	1-2	0:04	34-17
APP	3rd	6:38	Castle 15 yd run (Hughes kick)	6-84	2:39	41-17
APP	4th	14:56	Robinson 10 yd pass from Aguilar (Hughes kick)	9-80	3:44	48-17
GS	4th	14:42	Buchannon 100 yd kickoff return (Lantz kick)			48-24
GS	4th	8:12	Lantz 34 yd FG	12-57	5:26	48-27
APP	4th	3:20	Haywood 27 yd run (Hughes kick)	7-75	4:52	55-27

STAT LEADERS

GEORGIA SOUTHERN

Rushing	Att.	Yds	TD
Arnold	16	58	1
Mbadinga	2	20	0
French	2	4	0
Brin	4	1	0
Totals	24	83	1
Passing	Cmp-Att-Int	Yds	TD
Brin	24-34-3	238	0
French	2-4-0	39	1
Arnold	0-1-0	0	0
Totals	26-39-3	277	1

APP STATE

Rushing	Att.	Yds	TD
Roberts	14	109	1
Castle	6	63	1
Haywood	6	61	1
Aguilar	4	11	0
Tucker	1	-4	0
Team	2	-4	0
Totals	33	236	3
Passing	Cmp-Att-Int	Yds	TD
Aguilar	23-36-1	296	4
Hernandez	0-0-0	0	0
Totals	23-36-1	296	4

Receiving	No.	Yds	TD
Hood	10	95	1
McAfee	6	61	0
Cobb	4	36	0
Burgess Jr.	3	22	0
Arnold	1	51	0
Mbadinga	1	10	0
Upshaw	1	2	0
Totals	26	277	1

Receiving	No.	Yds	TD
Robinson	8	108	2
Wilson	4	53	1
Horn	2	46	1
Davis	2	37	0
Roberts	2	27	0
Hetzler	2	15	0
Jackson	2	6	0
Tucker	1	4	0
Totals	23	296	4

GAME 13 (SUN BELT CHAMPIONSHIP)

FINAL

APP STATE	0	7	10	6	—	23
Troy	0	14	7	28	—	49

Dec. 2 - Veterans Memorial Stadium - Troy, Ala. - 20,183



GAME NOTES

Playing in its league-best fourth Sun Belt championship game in the six-year history of the event, App State lost the title game for the second time. The Mountaineers won both games they hosted – in 2018 and 2019 against Louisiana – and lost at Louisiana in 2021.

The home team has won every Sun Belt championship game that's been played.

It was App State's first loss of the season that wasn't decided by one possession and in the final seconds of the game.

The loss snapped the Mountaineers' five-game win streak that closed the regular season, as well as a five-game win streak over the Trojans dating back to 2018. App State's lead in the all-time series against Troy is now 8-4.

The Mountaineers were minus-1 in the turnover battle with one takeaway and two turnovers committed. Under head coach Shawn Clark, the Mountaineers are now 18-1 when winning the turnover battle, 6-12 when losing and 10-4 when they have the same number of turnovers as the opponent.

Joey Aguilar passed for 275 yards on 28-of-39 attempts and broke the single-season school record for passing yards. Through 13 games, he stands at 3,546 yards, surpassing Chase Brice's 2021 total of 3,337. Aguilar already owns the school record for passing touchdowns in a season with 33.

Aguilar spread the ball to 11 different receivers, the eighth time this year that nine or more different receivers have caught a pass.

Michael Hughes improved his season field goal tally to 17 makes on 20 attempts. His 17 field goals are tied for fourth-most in a season in program history.

TEAM TOTALS	APP	TROY
FIRST DOWNS		
Total	22	25
Rushing	9	12
Passing	12	10
Penalty	1	3
RUSHING		
Total (Net)	108	271
Attempts	41	35
Avg. Per Rush	2.6	7.7
Rushing TDs	3	5
Yds. Gained	159	282
Yds. Lost	51	11
PASSING		
Total (Net)	275	192
Comp.-Att.-Int.	28-39-0	16-25-0
Avg. / Att.	7.1	7.7
Avg. / Comp.	9.8	12.0
TDs	0	1
TOTAL OFFENSE		
Yards	383	463
Plays	80	60
Avg. / Play	4.8	7.7
Fumbles - Lost	3-2	1-1
Penalties - Yds.	8-55	4-32
PUNTING		
Punts - Yds.	5-207	4-181
Avg. / Punt	41.4	45.2
Inside 20	3	1
50+ Yds.	2	1
Touchbacks	0	1
Fair Catch	1	1
KICKOFFS		
Total - Yds.	4-255	8-513
Avg. Yds. / Kickoff	63.8	64.1
Touchbacks	3	6
RETURNS		
Punt: Total - Yds. - TDs	0-0-0	3-4-0
Punt: Avg. / Return	0	1.3
Kickoff: Total - Yds. - TDs	2-37-0	2-10-0
Kickoff: Avg. / Return	18.5	5.0
INT: Total - Yds. - TDs	0-0-0	0-0-0
Fumble: Total - Yds. - TDs	0-0-0	1-10-1
MISCELLANEOUS		
Misc. Yards	0	0
Poss. Time	35:29	24:31
3rd. Down Conv.	7 of 16	4 of 9
4th. Down Conversions	2 of 3	1 of 1
Red-Zone: Scores - Chances	4-4	3-3
Sacks: Total - Yds.	1-9	5-45
PAT: Total - Made	2-2	7-7
2PT Conversion: Total - Made	0-1	0-0
Field Goals: Total - Made	1-1	0-0

Mountaineers Fall in Sun Belt Championship Game

TROY, Ala. — App State's inspired run to an East Division title gave way to a hard-fought defeat in a rain-soaked Sun Belt Championship Game, as host Troy pulled away in the fourth quarter to claim a 49-23 victory.

The Mountaineers (8-5) overcame a 14-0 deficit to tie the score early in the third quarter and had possession near midfield while trailing 21-17 entering the fourth. Two TDs six seconds apart from Troy (11-2), with a defensive fumble return off a sack immediately following a run-heavy touchdown drive from the Trojans' offense, produced an 18-point margin.

App State was making its fourth Sun Belt Championship appearance in the sixth year of the game, including the second time in the last three seasons for coach Shawn Clark. The only other FBS programs in the country with four championship game appearances in the last six seasons are Alabama, Boise State, Clemson, Georgia, Oregon and Utah.

Kanye Roberts rushed for two TDS, and Joey Aguilar completed 28 of his 39 passes for 275 yards while increasing his season total to a school-record 3,546 passing yards. Santana Hopper's first-quarter sack highlighted a defensive-minded start to the title game, but Troy's running game found its footing as the night progressed.

Game MVP Kimani Vidal rushed for 233 yards and five touchdowns.

App State trailed 14-0 before Roberts scored a touchdown with 39 seconds left before the break. The Mountaineers opened the second half with possession, and Roberts scored again to cap that tying drive.

With App State behind 21-14 in the third, Milan Tucker recovered a muffed kick deep in Troy territory, and Michael Hughes' 41-yard field goal cut the deficit to four. App State faced a fourth-and-1 scenario from its own 48 to begin the fourth quarter, but a false start coming out of the break triggered a punt. Troy responded by driving 81 yards for a TD, and Don Callis scored on the return of a strip sack on App State's next play.

SCORING SUMMARY

Team	Qtr	Time	Scoring Play	Plays	Time	Score
TROY	2nd	5:33	Vidal 7 yd run (Renfro kick)	8-61	3:45	0-7
TROY	2nd	3:15	Vidal 36 yd run (Renfro kick)	4-55	1:28	0-14
APP	2nd	0:39	Roberts 1 yd run (Hughes kick)	9-75	2:36	7-14
APP	3rd	10:11	Roberts 6 yd run (Hughes kick)	11-82	4:49	14-14
TROY	3rd	8:31	Lewis 51 yd pass from Watson (Renfro kick)	4-75	1:40	14-21
APP	3rd	3:50	Hughes 41 yd FG	7-0	2:56	17-21
TROY	4th	10:57	Vidal 2 yd run (Renfro kick)	10-81	3:57	17-28
TROY	4th	10:51	Callis 10 yd fumble recovery (Renfro kick)			17-35
APP	4th	5:34	Wilson end zone fumble recovery (pass failed)	10-75	5:17	23-35
TROY	4th	4:30	Vidal 6 yd run (Renfro kick)	4-38	1:02	23-42
TROY	4th	2:42	Vidal 49 yd run (Renfro kick)	2-49	0:56	23-49

STAT LEADERS

APP STATE				TROY			
Rushing	Att.	Yds	TD	Rushing	Att.	Yds	TD
Roberts	13	53	2	Vidal	26	233	5
Noel	14	47	0	Taylor	5	36	0
Castle	8	47	0	Martin	1	7	0
Wilson	0	0	1	Higgins	1	3	0
Aguilar	6	-39	0	Watson	2	-8	0
Totals	41	108	3	Totals	35	271	5
Passing	Cmp-Att-Int	Yds	TD	Passing	Cmp-Att-Int	Yds	TD
Aguilar	28-39-0	275	0	Watson	16-24-0	192	1
Totals	28-39-0	275	0	Team	0-1-0	0	0
Totals	16-25-0	192	1	Totals	16-25-0	192	1
Receiving	No.	Yds	TD	Receiving	No.	Yds	TD
Robinson	6	70	0	Barber	5	37	0
Horn	5	42	0	Stoudemire	4	35	0
Wilson	3	28	0	Lewis	3	98	1
Stroman	2	49	0	Ross	2	12	0
Roberts	2	13	0	Martin	2	10	0
Jackson	2	12	0	Totals	16	192	1
Noel	2	11	0				
Hetzel	2	10	0				
Larkins	2	9	0				
Tucker	1	23	0				
Castle	1	8	0				
Totals	28	275	0				



GAME 14 (CURE BOWL)					FINAL
Miami (Ohio)	3	0	6	0	— 9
APP STATE	3	3	7	0	— 13

Dec. 16 - FBC Mortgage Stadium - Orlando, Fla. - 11,121



GAME NOTES

With a 9-5 final record, App State won nine or more games in eight of the last nine seasons and three of four seasons under head coach Shawn Clark.

It was App State's fourth bowl win over a MAC team in as many tries, including the second against the MAC Champion (Toledo in 2017).

It was the fourth time in its FBS history that App State defeated a team with 10 or more wins. Miami was 11-2 entering the game. The previous wins were against No. 18 JMU earlier in 2023 (10-0 entering game), Louisiana (10-2 going into the 2019 Sun Belt Championship Game) and Toledo (11-2 entering the 2017 Dollar General Bowl).

It was the seventh one-possession game of the year for the Mountaineers. They won three of them, while an additional 48-38 win over Southern Miss was decided in the closing seconds as well.

In driving rain all day long, there were 13 fumbles and five defensive recoveries on a sloppy field.

The 13 points marked App State's lowest winning point total since a 13-10 win at Furman in 2003.

Team captain and safety Nick Ross played in his 66th career game, tying the school record held by Thomas Hennigan, Caleb Spurlin and Xavier Subotsch (all 2017-21).

Joey Aguilar capped his incredible first season as a Mountaineer with school records of 3,757 passing yards, 33 passing touchdowns, 294 completions and 461 attempts.

Even in terrible conditions, Kaedin Robinson still put on a show with eight catches for a career-high 118 yards, hauling in all but two passes thrown his way. Anderson Castle rushed for a career-high 119 yards – his first career triple-digit game.

TEAM TOTALS	MIA	APP
FIRST DOWNS		
Total	11	22
Rushing	10	11
Passing	1	10
Penalty	0	1
RUSHING		
Total (Net)	183	177
Attempts	42	41
Avg. Per Rush	4.4	4.3
Rushing TDs	1	1
Yds. Gained	213	202
Yds. Lost	30	25
PASSING		
Total (Net)	44	211
Comp.-Att.-Int.	6-10-0	18-32-1
Avg. / Att.	4.4	6.6
Avg. / Comp.	7.3	11.7
TDs	0	0
TOTAL OFFENSE		
Yards	227	388
Plays 52	73	
Avg. / Play	4.4	5.3
Fumbles - Lost	6-3	7-2
Penalties - Yds.	2-10	3-25
PUNTING		
Punts - Yds.	5-166	3-131
Avg. / Punt	33.2	43.7
Inside 20	2	1
50+ Yds.	0	1
Touchbacks	0	0
Fair Catch	3	1
KICKOFFS		
Total - Yds.	3-173	5-210
Avg. Yds. / Kickoff	57.7	42.0
Touchbacks	0	1
RETURNS		
Punt: Total - Yds. - TDs	0-0-0	0-0-0
Punt: Avg. / Return	0	0
Kickoff: Total - Yds. - TDs	3-72-0	3-49-0
Kickoff: Avg. / Return	24.0	16.3
INT: Total - Yds. - TDs	1-0-0	0-0-0
Fumble: Total - Yds. - TDs	0-0-0	2-6-0
MISCELLANEOUS		
Misc. Yards	0	0
Poss. Time	27:23	27:29
3rd. Down Conv.	3 of 11	4 of 13
4th. Down Conversions	0 of 1	1 of 3
Red-Zone: Scores - Chances	1-1	3-6
Sacks: Total - Yds.	1-13	2-13
PAT: Total - Made	0-1	1-1
2PT Conversion: Total - Made	0-0	0-0
Field Goals: Total - Made	1-1	2-2

App State Tops RedHawks in Rain-Drenched Bowl

ORLANDO, Fla. — Joey Aguilar took a final rain-soaked snap, went down to one knee and then sprinted toward the puddles near midfield of FBC Mortgage Stadium.

Yardage was hard to come by for both offenses during an Avocados from Mexico Cure Bowl played in a torrential downpour, but Aguilar and his teammates covered plenty of ground with their open-field runs that preceded a slip-and-slide celebration on UCF's natural grass.

With Aguilar passing for a hard-to-fathom 211 yards and scoring App State's only TD on a 9-yard keeper in the third quarter, the Mountaineers won 13-9 over MAC champion Miami (Ohio) to close a 9-5 season.

In addition to an MVP performance from Aguilar, the Mountaineers benefited from two first-half field goals by Michael Hughes, a career-high 119 rushing yards from Anderson Castle, a career-best 118 receiving yards from Kaedin Robinson and three fumble recoveries from a defense that limited Miami to 227 total yards, including just 44 through the air.

Aguilar had 161 first-half passing yards, including 107 to Robinson.

The Mountaineers held a four-point lead when the RedHawks (11-3) gained possession from Mitchell Lake's 53-yard punt and marched from their own 9 into App State territory in the closing minutes. Nate Johnson forced a fumble at the end of a run in which several defenders swarmed to the running back, and safety Ronald Clarke picked up the unclaimed ball before teammate EJ Jackson took possession from Clarke.

App State started its final drive at its 42 with 2:39 left, and five straight Castle runs — including gains of 10, 25 and 8 yards in the middle three — helped produce a pair of first downs to run out the clock.

Drenched head coach Shawn Clark — from both the rain and a cooler bath — raised his arms triumphantly as the Mountaineers, sitting at 3-4 overall on Oct. 21, finished the season with six wins in their final seven games and improved the program's FBS bowl record to 7-1.

The teams combined to fumble 13 times — over an inch of rain fell just during the 3-hour, 21-minute contest — but App State lost only two of its seven fumbles. Despite its early turnover on the interception, App State held the RedHawks to a 34-yard field goal before Hughes kicked a 29-yard field goal to cap a 71-yard drive and a 22-yard field goal to close an 88-yard drive.

SCORING SUMMARY

Team	Qtr	Time	Scoring Play	Plays	Time	Score
MIA	1st	12:50	Nicholson 34 yd FG	5-24	1:59	0-3
APP	1st	9:31	Hughes 29 yd FG	9-71	3:14	3-3
APP	2nd	13:14	Hughes 22 yd FG	13-88	1:46	6-3
APP	3rd	4:46	Aguilar 9 yd run (Hughes kick)	11-73	5:42	13-3
MIA	3rd	2:05	Amos 23 yd run (kick failed)	1-23	0:06	13-9

STAT LEADERS

MIAMI (OHIO)					APP STATE				
Rushing	Att.	Yds	TD		Rushing	Att.	Yds	TD	
Amos	33	180	1		Amos	20	119	0	
Moze	4	21	0		Roberts	10	48	0	
Team	1	-1	0		Aguilar	5	14	1	
Kopp	4	-4	0		Robinson	1	1	0	
Hesson	3	-13	0		Team	5	-5	0	
Totals	42	183	0		Totals	41	177	1	
Passing					Passing				
	Comp-Att-Int	Yds	TD			Comp-Att-Int	Yds	TD	
Hesson	5-8-0	16	0		Aguilar	18-32-1	211	0	
Kopp	1-2-0	28	0		Totals	18-32-1	211	0	
Totals	6-10-0	44	0		Receiving				
	No.	Yds	TD			No.	Yds	TD	
Robinson	8	118	0		Robinson	8	118	0	
Jackson	3	35	0		Jackson	3	35	0	
McDonald	1	6	0		Horn	2	22	0	
Amos	1	2	0		Wilson	2	16	0	
Totals	6	44	0		Stroman	1	10	0	
					Castle	1	7	0	
					Roberts	1	3	0	
					Totals	18	211	0	



OPPONENT	OVERALL	HOME	ROAD	NEUTRAL	POSTSEASON	FIRST MEETING	LAST MEETING
Akron	1-0		1-0			45-38, Sept. 24, 2016	45-38, Sept. 24, 2016
Arkansas-Monticello (prev.: Arkansas A&M)	1-0	1-0				67-0, Sept. 27, 1941	67-0, Sept. 27, 1941
Arkansas State	4-1	1-1	3-0			37-32, Nov. 15, 2014	48-14, Nov. 6, 2021
Atlantic (Va.)	1-0	1-0				6-0, Nov. 8, 1930	6-0, Nov. 8, 1930
Auburn	0-1		0-1			15-22, Sept. 4, 1999	15-22, Sept. 4, 1999
Ball State	0-2	0-1	0-1			7-20, Oct. 23, 1976	7-38, Oct. 29, 1977
Barton (prev.: Atlantic Christian)	5-0	3-0	1-0	1-0		61-12, Oct. 18, 1930	34-7, Nov. 4, 1950
Belmont Abbey	1-1	1-0	0-1			0-13, Nov. 24, 1928	28-0, Nov. 9, 1929
Bluefield (Va.)	0-2	0-1	0-1			0-44, Nov. 9, 1928	7-12, Oct. 19, 1929
Bluefield State (W.Va.)	1-0	1-0				49-0, Oct. 23, 1971	49-0, Oct. 23, 1971
Boise State	0-1		0-1		0-1	14-17, Dec. 3, 1994	14-17, Dec. 3, 1994
Bowdon (Ga.)	0-0-1	0-0-1				6-6, Nov. 14, 1931	6-6, Nov. 14, 1931
Campbell	3-0	3-0				20-6, Sept. 19, 1931	52-21, Sept. 26, 2020
Camp Davis	0-0-1			0-0-1		13-13, Oct. 3, 1942	13-13, Oct. 3, 1942
Carson-Newman	11-3-3	5-1-1	4-2-2	2-0		0-0, Sept. 30, 1929	15-14, Oct. 24, 1970
Catawba	22-14-3	8-5-2	8-5-1	6-4	2-0	0-0, Oct. 7, 1929	31-20, Nov. 11, 1989
Charleston (W.Va.) (prev. Morris Harvey)	1-2	0-1	1-1			12-21, Nov. 19, 1949	26-6, Nov. 15, 1953
Charleston Southern	0-1	0-1				24-27, Sept. 28, 2013	24-27, Sept. 28, 2013
Charlotte	3-0	2-0	1-0			45-9, Sept. 8, 2018	35-20, Sept. 12, 2020
Chattanooga	26-11	15-4	11-7			7-14, Sept. 17, 1977	28-35, Nov. 2, 2013
Clemson	0-5		0-5			7-40, Sept. 1, 1984	10-41, Sept. 12, 2015
Coastal Carolina	7-3	6-1	1-2		1-0	30-3, Sept. 17, 2005	24-27, Oct. 10, 2023
Concord (W. Va.)	3-1	2-0	1-1			25-0, Nov. 21, 1931	6-20, Nov. 3, 1934
Cumberland (Tenn.)	3-1	1-1	2-0			7-26, Oct. 12, 1935	22-0, Nov. 24, 1938
Davidson	5-0-1	3-0	1-0-1	1-0		35-10, Oct. 2, 1971	63-6, Oct. 4, 1986
Delaware	1-0			1-0	1-0	49-21, Dec. 14, 2007	49-21, Dec. 14, 2007
East Carolina	21-12	10-3	9-9	2-0		21-0, Nov. 26, 1932	43-28, Sept. 16, 2023
East Tennessee State	32-14-1	17-6	15-8-1		1-1	6-9, Nov. 31, 1928	42-7, Aug. 31, 2019
Eastern Kentucky	8-3	5-0	3-3		0-1	14-28, Nov. 13, 1971	24-16, Sept. 3, 2005
Eastern Washington	1-0				1-0	38-35, Dec. 1, 2007	38-35, Dec. 1, 2007
Edinboro (Pa.)	1-0	1-0				44-7, Sept. 9, 1995	44-7, Sept. 9, 1995
Elon	33-9-1	16-4-1	17-5			31-0, Oct. 23, 1937	44-10, Sept. 18, 2021
Emory & Henry	14-6	6-5	8-0	0-1	0-1	19-0, Nov. 1, 1947	41-0, Sept. 20, 1969
Erskine	2-1-1	2-0-1	0-1			7-13, Sept. 22, 1933	20-0, Nov. 3, 1951
Florida	0-1	0-1				10-48, Nov. 20, 2010	10-48, Nov. 20, 2010
Florida A&M	0-1	0-1			0-1	29-44, Nov. 27, 1999	29-44, Nov. 27, 1999
Furman	18-23-3	12-8-2	6-15-1		1-0	0-0, Sept. 11, 1971	10-27, Oct. 19, 2013
Gardner-Webb	9-0	8-0	1-0			6-0, Nov. 23, 1929	45-24, Sept. 2, 2023
Georgia	0-2		0-2			6-45, Nov. 9, 2013	10-31, Sept. 2, 2017
Georgia Southern	21-16-1	15-4-1	6-12		1-1	0-33, Nov. 24, 1932	55-27, Nov. 25, 2023
Georgia State	10-0	5-0	5-0			44-0, Nov. 1, 2014	42-14, Nov. 11, 2023
Glenville State (W.Va.)	0-2	0-1	0-1			6-25, Nov. 26, 1931	7-14, Oct. 7, 1933
Guilford	21-4	9-0	8-3	4-1		52-0, Oct. 10, 1936	35-27, Sept. 19, 1970
Hawaii	0-1		0-1			17-40, Aug. 30, 2003	17-40, Aug. 30, 2003
High Point	11-4	6-1	5-3			6-13, Nov. 15, 1930	35-0, Oct. 21, 1950
Howard	1-0					49-0, Sept. 5, 2015	49-0, Sept. 5, 2015
Idaho	4-0	2-0	2-0			45-28, Nov. 29, 2014	23-20, Oct. 14, 2017
Illinois State	0-1	0-1			0-1	37-38 (OT), Dec. 1, 2012	37-38 (OT), Dec. 1, 2012
Jacksonville	2-0	2-0				56-7, Sept. 6, 2008	45-14, Sept. 11, 2010
James Madison	13-5	7-3	6-2		2-0	34-6, Sept. 6, 1980	26-23 (OT), Nov. 18, 2023
Kansas	0-1		0-1			8-36, Sept. 10, 2005	8-36, Sept. 10, 2005
King (Tenn.)	4-2	2-1	1-1	1-0		7-18, Sept. 27, 1930	2-15, Oct. 4, 1941
Lafayette	1-0	1-0			1-0	34-23, Nov. 26, 2005	34-23, Nov. 26, 2005
Langley Field (Va.)	1-1		1-1			3-6, Oct. 30, 1931	12-7, Nov. 24, 1932
Lees-McRae	1-0	1-0				52-0, Nov. 3, 1928	52-0, Nov. 3, 1928
Lenoir-Rhyne	23-19-4	11-7-1	12-11-3	0-1		6-0, Sept. 25, 1931	48-7, Sept. 8, 2007
Liberty	7-3	5-3	2-0			24-6, Oct. 10, 1987	48-55 (OT), Oct. 11, 2014
Lincoln Memorial (Tenn.)	1-0			1-0		34-0, Sept. 20, 1930	34-0, Sept. 20, 1930
Louisiana	8-3	5-1	3-2		2-1	35-16, Nov. 22, 2014	16-24, Dec. 4, 2021
LSU	0-2		0-2			0-24, Nov. 5, 2005	13-41, Aug. 30, 2008
Maine	0-2	0-2			0-2	13-14, Nov. 30, 2002	12-34, Dec. 3, 2011
Mars Hill	1-0	1-0				41-0, Sept. 16, 2006	41-0, Sept. 16, 2006
Marshall	16-10	10-3	6-7		0-1	28-20, Oct. 1, 1977	31-9, Nov. 4, 2023
Maryville (Tenn.)	1-1-1		1-1-1			6-6, Nov. 7, 1931	20-7, Nov. 14, 1942
Massachusetts	1-1		0-1	1-0	1-0	28-17, Dec. 15, 2006	27-30 (2OT), Oct. 27, 2017
McNeese State	0-1	0-1				35-40, Sept. 12, 2009	35-40, Sept. 12, 2009
Miami (Fla.)	0-2	0-1	0-1			10-45, Sept. 17, 2016	23-25, Sept. 11, 2021
Miami (Ohio)	1-0			1-0		13-9 (Cure Bowl), Dec. 16, 2023	13-9 (Cure Bowl), Dec. 16, 2023
Michigan	1-1		1-1			34-32, Sept. 1, 2007	14-52, Aug. 30, 2014
Middle Tennessee	2-2	1-0	0-2	1-0	0-2	18-7, Sept. 14, 1974	45-13, Dec. 15, 2018
Milligan (Tenn.)	3-4	0-1	3-3			13-0, Sept. 30, 1933	27-0, Nov. 15, 1947
Mississippi College	1-0	1-0				31-23, Nov. 9, 1991	31-23, Nov. 9, 1991



OPPONENT	OVERALL	HOME	ROAD	NEUTRAL	POSTSEASON	FIRST MEETING	LAST MEETING
Montana	1-3	1-0	0-3		0-2	16-19 (OT), Dec. 9, 2000	6-30, Aug. 31, 2013
Montana State	1-0	1-0			1-0	38-17, Dec. 2, 2006	38-17, Dec. 2, 2006
Moravian (Pa.)	1-0			1-0	1-0	20-0, Dec. 3, 1938	20-0, Dec. 3, 1938
Morehead State	1-0	1-0				24-21, Sept. 20, 2003	24-21, Sept. 20, 2003
Morganton	0-1	0-1				0-7, Oct. 13, 1928	0-7, Oct. 13, 1928
Mountain City	0-1		0-1			0-26, Sept. 29, 1928	0-26, Sept. 29, 1928
Mt. Park	1-0	1-0				52-0, Nov. 17, 1928	52-0, Nov. 17, 1928
Naval Apprentice (Va.)	4-0	1-0	3-0			7-0, Nov. 1, 1930	35-0, Sept. 10, 1949
New Hampshire	1-0		1-0		1-0	17-10, Nov. 26, 1994	17-10, Nov. 26, 1994
New Mexico State	2-0	1-0	1-0			37-7, Nov. 26, 2016	45-31, Oct. 7, 2017
Newberry	13-2-1	8-0	5-1-1	0-1	0-1	7-0, Oct. 1, 1938	55-14, Sept. 21, 1968
Newport News	1-0	1-0				46-7, Sept. 7, 1955	46-7, Sept. 7, 1955
Nicholls State	0-1	0-1			0-1	26-28, Nov. 29, 1986	26-28, Nov. 29, 1986
North Alabama	2-1	2-0	0-1			59-6, Nov. 6, 1971	7-21, Nov. 3, 1973
North Carolina	1-3	0-1	1-2			6-56, Sept. 20, 1940	34-40 (2OT), Sept. 9, 2023
North Carolina A&T	5-2	4-1	1-1			55-9, Nov. 22, 1986	21-24, Sept. 7, 2013
North Carolina Central	2-0	2-0				55-21, Oct. 10, 2009	44-16, Sept. 18, 2010
NC State	0-6		0-6			0-38, Sept. 24, 1932	10-23, Sept. 2, 2006
North Georgia	1-0		1-0			19-6, Nov. 2, 1929	19-6, Nov. 2, 1929
North Texas	1-0			1-0	1-0	56-28, Dec. 21, 2020	56-28, Dec. 21, 2020
Northern Arizona	1-0	1-0				34-21, Sept. 15, 2007	34-21, Sept. 15, 2007
Northern Iowa	1-0			1-0	1-0	21-16, Dec. 16, 2005	21-16, Dec. 16, 2005
Northwestern State	0-3		0-3		0-1	20-33, Nov. 2, 1963	35-40, Sept. 25, 2004
Oak Ridge Military Police (Tenn.)	0-1	0-1				7-27, Oct. 20, 1945	7-27, Oct. 20, 1945
Ohio	1-0			1-0		31-29, Dec. 19, 2015	31-29, Dec. 19, 2015
Old Dominion	3-1	2-0	1-1			49-0, Sept. 26, 2015	21-28, Oct. 21, 2023
Parris Island Marines	0-0-1		0-0-1			6-6, Nov. 5, 1932	6-6, Nov. 5, 1932
Penn State	0-1		0-1			38-45 (OT), Sept. 1, 2019	38-45 (OT), Sept. 1, 2019
Piedmont	5-0	4-0	1-0			14-0, Nov. 27, 1930	105-0, Sept. 26, 1936
Presbyterian	8-9	6-2	2-7			7-14, Nov. 23, 1946	48-14, Sept. 27, 2008
Richmond	5-3	3-2	2-1		3-1	14-13, Nov. 16, 1974	35-31, Dec. 5, 2009
Robert Morris	1-0	1-0				42-3, Oct. 29, 2022	42-3, Oct. 29, 2022
Rollins	0-2		0-1	0-1		7-14, Sept. 23, 1939	0-30, Nov. 1, 1940
Rutherford	0-1-1	0-1	0-0-1			6-50, Oct. 27, 1928	0-0, Nov. 16, 1929
Samford	6-2	2-2	4-0			49-36, Nov. 15, 1969	10-34, Oct. 12, 2013
Savannah State	2-0	2-0				41-6, Sept. 17, 2011	54-7, Sept. 9, 2017
South Alabama	4-1	2-1	2-0			21-47, Oct. 4, 2014	31-7, Nov. 13, 2021
South Carolina	2-8		2-8			7-41, Oct. 14, 1972	20-15, Nov. 9, 2019
South Carolina State	3-0	3-0			2-0	24-0, Nov. 17, 1984	20-13, Nov. 28, 2009
Southeastern Louisiana	0-1		0-1			6-54, Nov. 25, 1965	6-54, Nov. 25, 1965
Southern College (Fla.)	1-0		1-0			7-6, Nov. 23, 1934	7-6, Nov. 23, 1934
Southern Illinois	1-0	1-0			1-0	38-24, Dec. 3, 2005	38-24, Dec. 3, 2005
Southern Miss	1-2	1-0	0-1	0-1	0-1	0-7, Nov. 26, 1937	48-38, Oct. 28, 2023
Stephen F. Austin	0-1	0-1			0-1	17-27, Dec. 2, 1995	17-27, Dec. 2, 1995
Tampa	7-8	4-1	3-7			13-6, Sept. 13, 1940	9-7, Nov. 24, 1962
Tennessee	0-1		0-1			13-20, Sept. 1, 2017	13-20, Sept. 1, 2017
Tennessee State	1-0	1-0			1-0	45-31, Nov. 28, 1998	45-31, Nov. 28, 1998
Tennessee Tech	2-1	2-0	0-1			14-24, Oct. 5, 1974	16-3, Sept. 7, 1996
Texas A&M	1-0		1-0			17-14, Sept. 10, 2022	17-14, Sept. 10, 2022
Texas State	6-1	3-0	3-1			41-34, Oct. 2, 2004	24-36, Oct. 8, 2022
The Citadel	30-13	18-4	12-9			21-28, Sept. 16, 1972	49-0, Oct. 1, 2022
Toledo	2-0			2-0	2-0	31-28, Dec. 17, 2016	34-0, Dec. 23, 2017
Troy	8-4	4-1	4-3		1-0	0-42, Nov. 21, 1970	23-49 (SBC), Dec. 2, 2023
Tusculum	6-1	2-1	4-0			13-0, Oct. 4, 1930	67-0, Nov. 5, 1938
UAB	1-0			1-0	1-0	31-17, Dec. 21, 2019	31-71, Dec. 21, 2019
ULM	7-1	4-0	3-1			31-29, Nov. 8, 2014	41-40, Sept. 30, 2023
Villanova	0-1	0-1			0-1	24-42, Dec. 11, 2010	24-42, Dec. 11, 2010
VMI	20-4-2	9-2-1	11-2-1			31-12, Sept. 18, 1976	54-13, Nov. 9, 2002
Virginia Tech	0-4		0-4			32-41, Sept. 15, 1979	13-66, Sept. 3, 2011
Wake Forest	7-15-1	0-1	7-14-1			19-17, Sept. 20, 1975	19-20, Sept. 23, 2017
West Chester State (Pa.)	0-1			0-1	0-1	2-7, Nov. 20, 1948	2-7, Nov. 20, 1948
West Liberty (W. Va.)	1-1	1-0		0-1	0-1	14-13, Oct. 25, 1930	26-28, Dec. 9, 1950
West Virginia Tech	1-0	1-0				64-14, Nov. 17, 2001	64-14, Nov. 17, 2001
Western Carolina	58-18-1	30-9	24-9	4-0-1		15-0, Oct. 14, 1933	48-27, Nov. 23, 2013
Western Illinois	1-0	1-0			1-0	42-14, Dec. 4, 2010	42-14, Dec. 4, 2010
Western Kentucky	4-2	1-1	3-0	0-1	1-1	7-6, Sept. 9, 1972	38-59, Dec. 18, 2021
Wilkesboro	1-0		1-0			6-0, Oct. 6, 1928	6-0, Oct. 6, 1928
William & Mary	1-2	1-1	0-1		1-0	22-23, Nov. 6, 1976	40-27, Dec. 1, 2001
Wofford	18-12	12-3	6-9			14-23, Nov. 12, 1960	33-21, Nov. 16, 2013
Wyoming	1-2	1-0	0-2			7-53, Sept. 4, 2004	19-22, Sept. 23, 2023
Youngstown State	1-0	1-0			1-0	49-24, Dec. 9, 2006	49-24, Dec. 9, 2006

AKRON (1-0)

Year	Date	Site	Result
2016	Sept. 24	A	W, 45-38

ARKANSAS-MONTICELLO (formerly Arkansas A&M) (1-0)

Year	Date	Site	Result
1941	Sept. 27	H	W, 67-0

ARKANSAS STATE (4-1)

Year	Date	Site	Result
2014	Nov. 15	A	W, 37-32
2015	Nov. 5	H	L, 27-40
2018	Oct. 9	A	W, 35-9
2020	Oct. 22	H	W, 45-17
2021	Nov. 6	A	W, 48-14

ATLANTIC (Va.) (1-0)

Year	Date	Site	Result
1930	Nov. 8	A	W, 6-0

AUBURN (0-1)

Year	Date	Site	Result
1999	Sept. 4	A	L, 15-22

BALL STATE (0-2)

Year	Date	Site	Result
1976	Oct. 23	A	L, 7-20
1977	Oct. 29	H	L, 7-38

BARTON (formerly Atlantic Christian) (5-0)

Year	Date	Site	Result
1930	Oct. 18	H	W, 61-12
1947	Oct. 25	H	W, 33-6
1948	Nov. 13	N ^	W, 27-6
1949	Nov. 12	H	W, 34-0
1950	Nov. 11	A	W, 34-7

^ Rocky Mount, N.C.

BELMONT ABBEY (1-1)

Year	Date	Site	Result
1928	Nov. 24	A	L, 0-13
1929	Nov. 9	H	W, 28-0

BLUEFIELD (Va.) (0-2)

Year	Date	Site	Result
1928	Nov. 9	A	L, 0-44
1929	Oct. 19	H	L, 7-12

BLUEFIELD STATE (W.Va.) (1-0)

Year	Date	Site	Result
1971	Oct. 23	H	W, 49-0

BOISE STATE (0-1)

Year	Date	Site	Result
1994	Dec. 3	A*	L, 14-17

* NCAA Division I-AA playoffs

BOWDON (0-0-1)

Year	Date	Site	Result
1931	Nov. 14	H	T, 6-6



Eight years before its monumental victory at Michigan, App State nearly pulled off another major upset when Weslan Hunter (11) and the Mountaineers dropped a narrow 22-15 decision at Auburn.

CAMPBELL (3-0)

Year	Date	Site	Result
1931	Sept. 19	H	W, 20-6
2014	Sept. 6	H	W, 66-0
2020	Sept. 26	H	W, 52-21

CAMP DAVIS (0-0-1)

Year	Date	Site	Result
1942	Oct. 3	N ^	T 13-13

^ Wilmington, N.C.

CARSON-NEWMAN (11-3-3)

Year	Date	Site	Result
1929	Sept. 30	A	T, 0-0
1937	Oct. 9	H	T, 0-0
1938	Oct. 8	A	W, 26-0
1939	Sept. 30	H	W, 21-0
1940	Sept. 27	N ^	W, 23-6
1959	Oct. 24	H	L, 22-26
1960	Oct. 22	A	W, 6-0
1961	Oct. 21	N #	W, 22-7
1962	Oct. 20	A	L, 0-3
1963	Oct. 26	H	W, 24-0
1964	Oct. 24	A	W, 10-7
1965	Oct. 23	H	W, 17-7
1966	Oct. 22	A	T, 14-14
1967	Oct. 21	H	W, 18-14
1968	Oct. 26	A	L, 28-35
1969	Oct. 25	H	W, 24-15
1970	Oct. 24	A	W, 15-14

^ Johnson City, Tenn.
Lenoir, N.C.

CATAWBA (22-14-3)

Year	Date	Site	Result
1929	Oct. 5	A	T, 0-0
1930	Oct. 11	H	T, 13-13
1931	Oct. 24	A	W, 7-6
1931	Dec. 5	N *	W, 15-7
1932	Oct. 22	N #	W, 7-0
1936	Nov. 6	A	L, 0-14
1937	Nov. 19	N ^	W, 6-0
1941	Oct. 17	N %	L, 19-20
1942	Oct. 27	H	L, 0-7
1942	Nov. 26	A	L, 0-26
1945	Nov. 10	N %	L, 0-55
1946	Oct. 19	N %	L, 6-28
1947	Oct. 18	N %	L, 0-19
1948	Oct. 16	N %	W, 20-13
1949	Oct. 15	N %	W, 12-6
	Dec. 10	A @	W, 21-7
1950	Oct. 14	N %	W, 9-7
1951	Oct. 13	A	L, 0-2
1952	Oct. 18	H	L, 0-3
1953	Oct. 17	A	L, 13-14
1954	Oct. 9	H	W, 27-13
1955	Oct. 1	A	W, 21-19
1956	Oct. 6	A	L, 7-14
1957	Oct. 19	H	L, 0-19
1958	Oct. 18	H	W, 6-0
1959	Oct. 17	A	W, 28-0
1960	Oct. 15	H	W, 12-7
1961	Oct. 14	A	W, 13-0
1962	Oct. 13	H	T, 21-21
1963	Oct. 19	A	W, 36-33
1964	Oct. 17	H	W, 40-20
1965	Oct. 16	A	L, 7-32
1966	Oct. 15	H	L, 17-18
1967	Oct. 14	A	W, 19-7
1968	Oct. 19	H	W, 41-14
1969	Oct. 18	A	W, 42-27
1970	Oct. 17	H	W, 48-21
1971	Oct. 16	H	W, 55-21
1989	Nov. 11	H	W, 31-20

* Unnamed bowl game (Charlotte, N.C.)

Charlotte, N.C.

^ Hickory, N.C.

% Winston-Salem, N.C.

@ Pythian Bowl (Salisbury, N.C.)

CHARLESTON (W.Va.) (formerly Morris Harvey) (1-2)

Year	Date	Site	Result
1949	Nov. 19	A	L, 12-21
1952	Nov. 15	H	L, 14-34
1953	Nov. 14	A	W, 26-6

CHARLESTON SOUTHERN (0-1)

Year	Date	Site	Result
2013	Sept. 28	H	L, 24-27

CHARLOTTE (3-0)

Year	Date	Site	Result
2018	Sept. 8	A	W, 45-9
2019	Sept. 7	H	W, 56-41
2020	Sept. 12	H	W, 35-20

CHATTANOOGA (26-11)

Year	Date	Site	Result
1977	Sept. 17	H	L, 7-14
1978	Oct. 7	A	L, 14-72
1979	Oct. 6	H	L, 21-24
1980	Sept. 20	A	L, 7-14
1981	Sept. 19	H	W, 31-14
1982	Nov. 6	A	L, 7-50
1983	Oct. 8	H	L, 9-30
1984	Nov. 10	A	L, 20-21
1985	Oct. 12	H	W, 25-0
1986	Oct. 11	A	W, 20-15
1987	Oct. 24	H	W, 17-3
1988	Nov. 12	A	L, 24-28
1989	Oct. 28	H	W, 41-7
1990	Oct. 27	A	W, 23-17
1991	Sept. 28	H	W, 42-7
1992	Oct. 31	A	W, 37-13
1993	Oct. 30	H	W, 39-14
1994	Oct. 29	A	W, 30-16
1995	Oct. 28	H	W, 31-18
1996	Nov. 2	A	W, 20-6
1997	Nov. 1	H	W, 41-7
1998	Oct. 31	A	W, 28-7
1999	Oct. 30	H	W, 62-14
2000	Oct. 28	A	L, 27-30
2001	Oct. 27	H	W, 51-14
2002	Nov. 2	A	W, 20-17
2003	Nov. 1	H	W, 47-7
2004	Oct. 30	A	L, 56-59
2005	Oct. 29	H	W, 35-25
2006	Oct. 7	A	W, 56-21
2007	Nov. 17	H	W, 37-17
2008	Nov. 8	A	W, 49-7
2009	Nov. 7	H	W, 35-20
2010	Sept. 4	A	W, 42-41
2011	Sept. 24	H	W, 14-12
2012	Sept. 22	A	W, 34-17
2013	Nov. 2	H	L, 28-35

THE CITADEL (30-13)

Year	Date	Site	Result
1972	Sept. 16	H	L, 21-28
1973	Oct. 27	H	W, 31-6
1974	Oct. 26	A	L, 17-28
1975	Nov. 1	A	W, 22-17
1976	Oct. 30	H	W, 31-13
1977	Nov. 12	A	L, 20-28
1978	Oct. 21	H	W, 42-14
1979	Sept. 29	A	L, 23-24
1980	Sept. 13	H	W, 17-14
1981	Sept. 26	A	L, 20-34
1982	Oct. 2	H	W, 48-22
1983	Sept. 24	A	W, 27-16
1984	Oct. 27	H	L, 5-21
1985	Sept. 21	A	W, 14-3
1986	Sept. 27	H	W, 33-10
1987	Nov. 14	A	W, 27-17
1988	Sept. 3	H	W, 38-14
1989	Sept. 16	A	L, 13-23
1990	Sept. 29	H	W, 27-9
1991	Nov. 2	A	L, 10-17
1992	Oct. 3	H	L, 0-25
1993	Sept. 25	A	L, 14-27
1994	Sept. 24	H	W, 56-14
1995	Nov. 18	A	W, 28-24
1996	Sept. 28	H	W, 34-20
1997	Sept. 27	A	W, 40-15
1998	Sept. 26	H	W, 26-11
1999	Sept. 25	A	W, 51-0
2000	Sept. 23	H	W, 61-14
2001	Sept. 22	A	W, 8-6
2002	Sept. 28	H	W, 37-28
2003	Sept. 27	A	L, 21-24
2004	Sept. 18	H	W, 28-14
2005	Sept. 24	A	W, 45-13
2006	Nov. 4	H	W, 42-13
2007	Nov. 3	A	W, 45-24
2008	Oct. 4	H	W, 47-21
2009	Oct. 3	A	W, 30-27 (OT)
2010	Oct. 16	H	W, 39-10
2011	Oct. 15	A	W, 49-42
2012	Sept. 15	H	L, 28-52
2013	Oct. 5	A	L, 28-31 (OT)
2022	Oct. 1	H	W, 49-0



SERIES RESULTS vs. ALL OPPONENTS

CLEMSON (0-5)

Year	Date	Site	Result
1984	Sept. 1	A	L, 7-40
1990	Sept. 22	A	L, 0-48
1991	Sept. 7	A	L, 0-34
1997	Sept. 6	A	L, 12-23
2015	Sept. 12	A	L, 10-41

COASTAL CAROLINA (7-3)

Year	Date	Site	Result
2005	Sept. 17	H	W, 30-3
2006	Nov. 25	H*	W, 45-28
2012	Sept. 29	H	W, 55-14
2017	Oct. 21	H	W, 37-29
2018	Nov. 3	A	W, 23-7
2019	Sept. 28	H	W, 56-37
2020	Nov. 21	A	L, 23-34
2021	Oct. 20	H	W, 30-27
2022	Nov. 3	A	L, 28-35
2023	Oct. 10	H	L, 24-27

* NCAA Division I FCS playoffs

CONCORD (W. Va.) (3-1)

Year	Date	Site	Result
1931	Nov. 21	H	W, 25-0
1932	Oct. 8	A	W, 12-0
1933	Nov. 4	H	W, 12-0
1934	Nov. 3	A	L, 6-20

CUMBERLAND (Tenn.) (3-1)

Year	Date	Site	Result
1935	Oct. 12	H	L, 7-26
1936	Nov. 20	A	W, 10-6
1937	Sept. 24	H	W, 39-0
1938	Nov. 24	A	W, 22-0

DAVIDSON (5-0-1)

Year	Date	Site	Result
1971	Oct. 2	N#	W, 35-10
1972	Oct. 7	A	T, 10-10
1973	Sept. 29	H	W, 24-8
1974	Sept. 21	A	W, 30-0
1975	Nov. 22	H	W, 52-7
1986	Oct. 4	H	W, 63-6

Charlotte, N.C.

DELAWARE (1-0)

Year	Date	Site	Result
2007	Dec. 14	N*	W, 49-21

* NCAA Division I FCS national championship (Chattanooga, Tenn.)



Jerry Harmon booted a 47-yard field goal with 32 seconds remaining to give App State a 23-21 victory over East Carolina on Oct. 19, 1974 in perhaps the most dramatic of 33 all-time meetings between the in-state rivals.

EAST CAROLINA (21-12)

Year	Date	Site	Result
1932	Nov. 26	A	W, 21-0
1933	Nov. 25	A	W, 14-0
1934	Oct. 20	H	W, 27-6
1935	Nov. 23	A	W, 14-6
1938	Nov. 19	A	W, 18-6
1939	Nov. 25	N#	W, 64-0
1948	Nov. 6	H	W, 47-0
1949	Nov. 5	A	W, 35-18
1950	Nov. 4	H	W, 20-0
1951	Nov. 3	A	W, 24-20
1952	Oct. 25	H	L, 19-22
1953	Oct. 24	A	L, 7-40
1954	Oct. 23	H	W, 13-7
1955	Oct. 15	A	L, 0-13
1956	Oct. 20	A	W, 22-19
1957	Nov. 2	H	W, 7-6
1958	Nov. 1	A	W, 15-0
1959	Oct. 31	A	W, 28-0
1960	Oct. 29	H	W, 21-17
1961	Oct. 28	N^	W, 16-14
1962	Oct. 27	A	L, 16-29
1972	Sept. 23	A	L, 7-35
1973	Nov. 17	A	L, 14-49
1974	Oct. 19	H	W, 23-21
1975	Sept. 13	H	W, 41-25
1976	Nov. 20	A	L, 7-35
1977	Nov. 5	H	L, 14-45
1978	Nov. 4	A	L, 8-33
1979	Nov. 3	H	L, 21-38
2009	Sept. 5	A	L, 24-29
2012	Sept. 1	A	L, 13-35
2021	Sept. 2	H*	W, 33-19
2023	Sept. 16	H	W, 43-28

Morganton, N.C.

^ Hickory, N.C.

* Charlotte, N.C. (Official home game in Bank of America Stadium)

EAST TENNESSEE STATE (32-14-1)

Year	Date	Site	Result
1928	Nov. 30	A	L, 6-9
1929	Oct. 12	H	W, 26-0
1935	Nov. 2	H	L, 12-19
1936	Nov. 14	A	W, 23-7
1937	Oct. 16	H	W, 28-0
1952	Nov. 1	A	T, 27-27
1953	Oct. 31	H	L, 19-21
1954	Nov. 25	A*	W, 27-13
1955	Nov. 19	A*	L, 0-7
1957	Sept. 21	H	L, 7-20
1958	Sept. 20	A	W, 12-0
1969	Sept. 13	A	L, 16-18
1970	Oct. 31	H	L, 35-42
1971	Sept. 18	A	W, 28-24
1972	Sept. 28	A	W, 35-34
1973	Oct. 13	A	L, 11-19
1974	Sept. 7	H	W, 16-7
1975	Oct. 11	A	W, 44-21
1976	Sept. 11	H	W, 44-3
1977	Oct. 18	A	L, 20-38
1978	Oct. 28	H	L, 34-35
1979	Oct. 20	A	L, 17-31
1980	Sept. 27	H	W, 42-15
1981	Nov. 14	A	L, 14-21
1982	Oct. 30	H	W, 29-13
1983	Oct. 1	A	W, 27-11
1984	Sept. 22	H	W, 14-0
1985	Nov. 23	A	W, 20-3
1986	Sept. 13	H	W, 40-14
1987	Oct. 31	A	W, 28-9
1988	Oct. 22	H	W, 51-3
1989	Sept. 30	A	W, 20-14
1990	Sept. 1	H	W, 34-24
1991	Oct. 12	A	W, 21-14
1992	Sept. 26	H	W, 38-14
1993	Oct. 2	H	W, 20-6
1994	Oct. 1	A	W, 30-13
1995	Sept. 30	H	W, 30-24
1996	Oct. 5	A	L, 10-31
1997	Oct. 4	H	L, 28-51
1998	Sept. 12	A	W, 22-17
1999	Oct. 2	H	W, 23-19
2000	Sept. 30	A	W, 30-13
2001	Sept. 29	H	W, 33-14
2002	Oct. 5	A	W, 29-10
2003	Oct. 4	H	W, 21-17
2019	Aug. 31	H	W, 42-7

* Burley Bowl (Johnson City, Tenn.)

EASTERN KENTUCKY (8-3)

Year	Date	Site	Result
1971	Nov. 13	A	L, 14-28
1972	Nov. 11	H	W, 55-7
1991	Nov. 30	A*	L, 3-14
1996	Sept. 21	A	W, 21-14
1997	Sept. 20	H	W, 27-23
1998	Nov. 14	A	W, 19-0
1999	Sept. 11	H	W, 34-20
2002	Sept. 14	H	W, 36-28
2003	Sept. 6	A	L, 7-35
2004	Sept. 11	H	W, 49-21
2005	Sept. 3	A	W, 24-16

* NCAA Division I-AA playoffs

EASTERN WASHINGTON (1-0)

Year	Date	Site	Result
2007	Dec. 1	H*	W, 38-35

* NCAA Division I FCS playoffs

EDINBORO (Pa.) (1-0)

Year	Date	Site	Result
1995	Sept. 9	H	W, 44-7

ELON (33-9-1)

Year	Date	Site	Result
1937	Oct. 23	H	W, 31-0
1938	Oct. 21	N#	L, 6-7
1939	Nov. 4	N#	W, 7-6
1940	Oct. 4	H	L, 0-7
1941	Nov. 27	A	L, 6-26
1946	Oct. 5	H	W, 40-0
1947	Oct. 4	A	W, 21-13
1948	Oct. 1	H	W, 33-13
1949	Sept. 30	A	W, 14-0
1950	Sept. 30	H	T, 14-14
1951	Sept. 29	A	L, 6-20
1952	Sept. 27	H	L, 7-13
1953	Oct. 3	A	W, 21-19
1954	Sept. 25	H	W, 20-6
1955	Sept. 21	A	W, 19-0
1956	Sept. 22	H	L, 7-19
1957	Oct. 5	A	L, 6-21
1958	Oct. 4	H	W, 32-20
1959	Oct. 3	A	W, 19-8
1960	Oct. 1	H	W, 33-13
1961	Sept. 30	A	W, 23-0
1962	Sept. 29	H	W, 27-12
1963	Oct. 5	A	L, 13-16
1964	Oct. 3	H	L, 7-28
1965	Oct. 2	A	W, 9-0
1966	Oct. 1	H	W, 8-2
1967	Sept. 30	A	W, 34-13
1968	Oct. 5	H	W, 70-26
1969	Oct. 4	A	W, 26-20
1970	Oct. 3	H	W, 21-0
1971	Nov. 20	A	W, 14-10
2003	Nov. 8	A	W, 34-12
2004	Nov. 6	H	W, 48-7
2005	Nov. 19	A	W, 52-14
2006	Sept. 30	H	W, 45-21
2007	Sept. 29	A	W, 49-32
2008	Nov. 15	H	W, 24-16
2009	Nov. 14	A	W, 27-10
2010	Oct. 9	H	W, 34-31
2011	Nov. 19	A	W, 28-24
2012	Oct. 6	H	W, 35-23
2013	Sept. 21	A	W, 31-21
2021	Sept. 18	H	W, 44-10

Greensboro, N.C.

EMORY & HENRY (13-7)

Year	Date	Site	Result
1947	Nov. 1	H	W, 19-0
1948	Oct. 30	A	W, 24-14
1950	Nov. 23	N*	L, 6-26
1953	Nov. 21	H	W, 14-6
1954	Oct. 16	A	W, 21-0
1955	Oct. 8	H	W, 26-0
1956	Oct. 13	H	L, 6-12
1957	Oct. 26	A	W, 19-7
1958	Oct. 25	H	L, 0-7
1959	Sept. 19	A	W, 21-0
1960	Sept. 17	H	W, 7-0
1961	Sept. 16	A	W, 22-6
1962	Sept. 15	H	L, 3-6
1963	Nov. 16	A	W, 21-18
1964	Nov. 14	H	W, 21-14
1965	Nov. 13	H	W, 28-10
1966	Nov. 12	H	L, 6-21
1967	Nov. 11	A	W, 26-25
1968	Nov. 16	H	L, 28-34
1969	Sept. 20	A	W, 41-0

* Burley Bowl (Johnson City, Tenn.)



SERIES RESULTS vs. ALL OPPONENTS

ERSKINE (2-1-1)

Year	Date	Site	Result
1933	Sept. 22	A	L, 7-13
1934	Oct. 5	H	T, 0-0
1946	Oct. 26	H	W, 50-6
1951	Nov. 10	H	W, 20-0

FLORIDA (0-1)

Year	Date	Site	Result
2010	Nov. 20	A	L, 10-48

FLORIDA A&M (0-1)

Year	Date	Site	Result
1999	Nov. 27	H*	L, 29-44

* NCAA Division I-AA playoffs

FURMAN (18-23-3)

Year	Date	Site	Result
1971	Sept. 11	A	T, 0-0
1972	Sept. 30	H	L, 17-20
1973	Sept. 15	A	L, 0-17
1974	Nov. 2	H	W, 27-3
1975	Sept. 27	A	L, 23-20
1976	Oct. 9	H	T, 14-14
1977	Oct. 22	A	L, 20-28
1978	Sept. 30	H	L, 34-52
1979	Oct. 20	A	L, 17-31
1980	Oct. 25	H	L, 20-21
1981	Oct. 10	A	L, 18-22
1982	Sept. 18	H	L, 21-27
1983	Oct. 22	A	L, 0-49
1984	Oct. 20	H	W, 21-14
1985	Oct. 26	A	L, 7-21
1986	Oct. 25	H	T, 17-17
1987	Oct. 17	A	W, 16-8
1988	Oct. 15	H	L, 9-24
1989	Oct. 14	A	L, 6-31
1990	Oct. 13	H	L, 7-30
1991	Oct. 19	A	W, 26-23 (OT)
1992	Oct. 24	H	L, 13-16
1993	Oct. 9	A	L, 21-27
1994	Oct. 8	H	W, 30-6
1995	Oct. 7	A	W, 41-28
1996	Oct. 12	H	L, 14-20
1997	Oct. 11	A	L, 22-24
1998	Oct. 10	H	W, 26-13
1999	Oct. 9	A	L, 21-35
2000	Oct. 7	H	W, 18-17
2001	Oct. 6	A	L, 22-28
2002	Oct. 12	H	W, 16-15
2003	Oct. 11	A	W, 13-10
2004	Oct. 9	H	W, 30-29
2005	Oct. 8	A	L, 31-34
	Dec. 10	H*	W, 29-23
2006	Oct. 28	H	W, 40-7
2007	Oct. 27	A	W, 34-27
2008	Oct. 25	H	W, 26-14
2009	Oct. 31	A	W, 52-27
2010	Oct. 30	H	W, 37-26

2011	Nov. 5	A	L, 10-20
2012	Nov. 10	H	W, 33-28
2013	Oct. 19	A	L, 10-27

* NCAA Division I-AA playoffs

GARDNER-WEBB (9-0)

Year	Date	Site	Result
1929	Nov. 23	H	W, 6-0
1930	Nov. 22	H	W, 27-0
1983	Oct. 15	H	W, 21-17
1988	Sept. 24	H	W, 39-10
1989	Sept. 2	H	W, 43-7
2006	Sept. 23	A	W, 41-6
2007	Oct. 6	H	W, 45-7
2018	Sept. 22	H	W, 72-7
2023	Sept. 2	H	W, 45-24

GEORGIA (0-2)

Year	Date	Site	Result
2013	Nov. 9	A	L, 6-45
2017	Sept. 2	A	L, 10-31

GEORGIA SOUTHERN (21-15-1)

Year	Date	Site	Result
1932	Nov. 24	A	L, 0-33
1934	Oct. 26	A	L, 13-22
1935	Nov. 9	H	T, 0-0
1936	Oct. 24	H	W, 27-0
1939	Nov. 17	H	W, 59-0
1987	Dec. 5	H*	W, 19-0
1993	Oct. 16	H	L, 28-34
1994	Oct. 15	A	L, 31-34
1995	Oct. 14	H	W, 27-17
1996	Oct. 19	A	W, 35-28
1997	Oct. 18	H	W, 24-12
1998	Oct. 17	A	L, 24-37
1999	Oct. 16	H	W, 17-16
2000	Oct. 14	A	L, 28-34
2001	Oct. 13	H	L, 18-27
	Dec. 8	A*	L, 24-38
2002	Oct. 19	A	L, 20-36
2003	Oct. 18	H	W, 28-21
2004	Oct. 16	A	L, 7-54
2005	Oct. 15	H	W, 24-7
2006	Oct. 21	A	W, 27-20 (OT)
2007	Oct. 20	H	L, 35-38
2008	Oct. 18	A	W, 37-36
2009	Oct. 24	H	W, 52-16
2010	Nov. 6	A	L, 14-21 (OT)
2011	Oct. 29	H	W, 24-17
2012	Nov. 3	A	W, 31-28
2013	Oct. 26	H	W, 38-14
2014	Sept. 25	A	L, 14-32
2015	Oct. 22	H	W, 31-13
2016	Oct. 27	A	W, 34-10
2017	Nov. 9	H	W, 27-6
2018	Oct. 25	A	L, 14-34
2019	Oct. 31	H	L, 21-24
2020	Dec. 12	A	W, 34-26
2021	Nov. 27	H	W, 27-3
2022	Nov. 26	A	L, 48-51 (2OT)

2023	Nov. 25	H	W, 55-27
------	---------	---	----------

* NCAA Division I-AA playoffs

GEORGIA STATE (10-0)

Year	Date	Site	Result
2014	Nov. 1	H	W, 44-0
2015	Oct. 10	A	W, 37-3
2016	Oct. 1	H	W, 17-3
2017	Nov. 25	A	W, 31-10
2018	Nov. 17	H	W, 45-17
2019	Nov. 16	A	W, 56-27
2020	Nov. 14	H	W, 17-13
2021	Oct. 2	A	W, 45-16
2022	Oct. 19	H	W, 42-17
2023	Nov. 11	A	W, 42-14

GLENVILLE STATE (0-2)

Year	Date	Site	Result
1931	Nov. 26	A	L, 6-25
1933	Oct. 7	H	L, 7-14

GUILFORD (21-4)

Year	Date	Site	Result
1936	Oct. 10	H	W, 52-0
1937	Nov. 13	A	W, 37-0
1940	Nov. 15	N^	W, 28-0
1945	Nov. 3	A	W, 7-6
1947	Sept. 19	N #	W, 23-12
1948	Sept. 18	N #	W, 21-14
1949	Sept. 17	N #	L, 12-13
1950	Sept. 16	N #	W, 22-2
1951	Sept. 15	A	W, 20-0
1952	Sept. 13	H	W, 13-12
1953	Sept. 19	A	L, 12-14
1954	Sept. 11	H	W, 19-6
1955	Oct. 22	A	W, 27-6
1956	Oct. 27	H	W, 32-7
1957	Nov. 9	A	L, 7-14
1958	Nov. 8	H	W, 13-6
1959	Nov. 7	A	W, 20-9
1960	Nov. 5	H	W, 13-0
1961	Nov. 4	A	W, 22-0
1962	Nov. 3	H	W, 28-6
1966	Nov. 24	A	L, 13-16
1967	Nov. 23	A	W, 21-19
1968	Nov. 23	H	W, 29-22
1969	Nov. 22	H	W, 24-13
1970	Sept. 19	A	W, 35-27

^ Morganton, N.C.

Winston-Salem, N.C.

HAWAII (0-1)

Year	Date	Site	Result
2003	Aug. 30	A	L, 17-40

HIGH POINT (11-4)

Year	Date	Site	Result
1930	Nov. 15	A	L, 6-13
1931	Oct. 3	H	W, 20-0



Jason Hunter (97) forced Furman QB Ingle Martin to fumble in the final minute of the 2005 NCAA Division I-AA national semifinal between App State and Furman. Omarr Byrom (95) recovered to seal App State's 29-23 victory and a trip to the program's first national championship game.



In one of the signature plays of his illustrious career and the storied App State-Georgia Southern rivalry, Armanti Edwards soared into the end zone on fourth-and-goal from the 1-yard line with 2:36 remaining to provide the winning points in App State's 37-36 win at Georgia Southern in 2008.



1932	Nov. 11	A	L, 6-13
1938	Oct. 15	H	W, 41-2
1939	Oct. 20	A	W, 39-0
1941	Nov. 15	A	W, 26-0
1942	Oct. 10	H	W, 27-0
	Oct. 31	A	W, 44-0
1945	Oct. 27	H	L, 12-13
	Nov. 17	A	L, 13-31
1946	Oct. 12	H	W, 10-6
1947	Nov. 27	A	W, 12-7
1948	Oct. 23	H	W, 40-14
1949	Oct. 21	A	W, 21-7
1950	Oct. 21	H	W, 35-0

HOWARD (1-0)

Year	Date	Site	Result
2015	Sept. 5	H	W, 49-0

IDAHO (4-0)

Year	Date	Site	Result
2014	Nov. 29	H	W, 45-28
2015	Nov. 14	A	W, 47-20
2016	Oct. 22	H	W, 37-19
2017	Oct. 14	A	W, 23-20

ILLINOIS STATE (1-0)

Year	Date	Site	Result
2012	Dec. 1	H*	L, 37-38 (OT)

*NCAA Division I FCS playoffs

JACKSONVILLE (2-0)

Year	Date	Site	Result
2008	Sept. 6	H	W, 56-7
2010	Sept. 11	H	W, 45-14

JAMES MADISON (13-5)

Year	Date	Site	Result
1980	Sept. 6	A	W, 34-6
1981	Sept. 12	H	W, 45-0
1982	Sept. 11	A	L, 35-39
1983	Sept. 10	H	L, 20-24
1985	Oct. 19	H	W, 36-0
1986	Oct. 18	A	W, 21-20
1987	Sept. 12	H	W, 17-10
1988	Sept. 10	A	W, 17-14
1989	Sept. 23	H	W, 23-14
1990	Nov. 17	A	W, 24-0
1991	Sept. 21	H	L, 8-31
1992	Oct. 10	A	W, 27-21
1995	Nov. 25*	H	W, 31-24
2006	Sept. 9	H	W, 21-10
2007	Nov. 24*	H	W, 28-27
2008	Sept. 20	A	L, 32-35
2022	Sept. 24	H	L, 28-32
2023	Nov. 18	A	W, 26-23 (OT)

*NCAA Division I-AA/FCS playoffs

KANSAS (0-1)

Year	Date	Site	Result
2005	Sept. 10	A	L, 8-36

KING (4-2)

Year	Date	Site	Result
1930	Sept. 27	A	L, 7-18
1931	Oct. 10	A	W, 20-0
1933	Oct. 28	N#	W, 14-0
1939	Oct. 28	H	W, 12-0
1940	Oct. 18	H	W, 9-7
1941	Oct. 4	H	L, 2-15

Asheville, N.C.

LAFAYETTE (1-0)

Year	Date	Site	Result
2005	Nov. 26	H	W, 34-23

LANGLEY FIELD (1-1)

Year	Date	Site	Result
1931	Oct. 31	A	L, 3-6
1932	Nov. 24	A	W, 12-7

LEES MCRAE (1-0)

Year	Date	Site	Result
1928	Nov. 3	H	W, 52-0

LENOIR-RHYNE (23-19-4)

Year	Date	Site	Result
1931	Sept. 25	A	W, 6-0
1932	Oct. 14	A	W, 13-6
1935	Sept. 27	A	T, 0-0
1936	Oct. 2	A	W, 14-0
1937	Oct. 1	A	W, 12-0
1938	Nov. 11	A	W, 7-0
1939	Nov. 10	A	T, 6-6
1940	Nov. 8	A	L, 9-13
1941	Oct. 24	A	L, 6-20
1946	Nov. 2	A	W, 19-7
1947	Oct. 11	H	W, 22-0
1948	Oct. 7	A	T, 14-14
1949	Oct. 6	H	W, 19-6
1950	Oct. 7	A	W, 20-18
1951	Oct. 6	H	L, 0-20
1952	Oct. 11	A	L, 12-14
1953	Oct. 10	H	W, 32-6
1954	Oct. 2	A	W, 21-14
1955	Sept. 28	H	L, 13-26
1956	Sept. 29	H	L, 0-32
1957	Oct. 12	A	L, 0-38
1958	Oct. 11	A	L, 6-28
1959	Oct. 10	H	L, 6-29
1960	Oct. 8	A	L, 8-26
1961	Oct. 7	N#	L, 6-19
1962	Oct. 6	A	L, 0-6
1963	Oct. 12	H	W, 20-6
1964	Oct. 10	A	L, 7-14
1965	Oct. 9	H	L, 6-23
1966	Oct. 8	A	L, 7-28
1967	Oct. 7	H	L, 6-56
1968	Oct. 12	A	W, 41-28
1969	Oct. 11	H	L, 17-24

1970	Oct. 10	A	L, 12-21
1971	Oct. 9	H	W, 14-0
1972	Oct. 21	A	W, 42-13
1973	Oct. 6	H	T, 14-14
1974	Oct. 12	A	L, 10-31
1975	Oct. 18	H	W, 52-28
1976	Oct. 16	A	W, 45-7
1977	Oct. 15	H	W, 35-21
1978	Oct. 14	A	W, 49-28
1980	Oct. 18	H	W, 57-25
1981	Sept. 5	H	W, 48-9
1982	Oct. 16	H	W, 49-0
2007	Sept. 8	H	W, 48-7

Charlotte, N.C.

LIBERTY (7-3)

Year	Date	Site	Result
1987	Oct. 10	H	W, 24-6
1993	Sept. 11	H	L, 14-20
1994	Nov. 5	H	W, 41-40
1997	Nov. 22	H	L, 19-25
1998	Sept. 5	H	W, 28-19
1999	Nov. 20	A	W, 28-12
2000	Nov. 18	H	W, 34-13
2001	Sept. 1	H	W, 46-26
2002	Sept. 21	A	W, 29-22
2014	Oct. 11	H	L, 48-55 (OT)

LINCOLN MEMORIAL (1-0)

Year	Date	Site	Result
1930	Sept. 20	N#	W, 34-0

Winston-Salem, N.C.

LOUISIANA (8-3)

Year	Date	Site	Result
2014	Nov. 22	A	W, 35-16
2015	Nov. 28	H	W, 28-7
2016	Oct. 12	A	W, 24-0
2017	Dec. 2	H	W, 63-14
2018	Oct. 20	H	W, 27-17
	Dec. 1	H ^	W, 30-19
2019	Oct. 9	A	W, 17-7
	Dec. 7	H ^	W, 45-38
2020	Dec. 4	H	L, 21-24
2021	Oct. 12	A	L, 13-41
	Dec. 4	A ^	L, 16-24

^ Sun Belt Championship Game

LSU (0-2)

Year	Date	Site	Result
2005	Nov. 5	A	L, 0-24
2008	Aug. 30	A	L, 13-41

MAINE (0-2)

Year	Date	Site	Result
2002	Nov. 30	H*	L, 13-14
2011	Dec. 3	H*	L, 12-34

*NCAA Division I-AA/FCS playoffs



In a 28-27 home playoff win against James Madison to start the 2007 FCS title run, Jacque Roman (40) used his right hand to force a fumble after JMU, needing just a field goal, had moved inside the Mountaineers' 10-yard line in the final minute.



Nick Ross scored a tiebreaking touchdown when he returned a second-quarter interception 20 yards to the end zone in App State's 20-15 victory at South Carolina in 2019. The Mountaineers beat UNC and South Carolina on the road that year.

MARS HILL (1-0)

Year	Date	Site	Result
2006	Sept. 16	H	W, 41-0

MARSHALL (16-10)

Year	Date	Site	Result
1977	Oct. 1	H	W, 28-20
1978	Sept. 16	A	W, 28-7
1979	Nov. 17	H	W, 45-7
1980	Oct. 4	A	W, 23-6
1981	Nov. 7	H	L, 10-17
1982	Oct. 9	A	W, 21-13
1983	Nov. 12	H	W, 28-19
1984	Oct. 13	A	L, 7-35
1985	Nov. 16	H	W, 40-0
1986	Nov. 8	A	W, 27-17
1987	Nov. 7	H	W, 17-10
	Dec. 12	H *	L, 10-24
1988	Oct. 29	A	L, 27-30
1989	Nov. 4	H	W, 28-7
1990	Nov. 3	A	L, 0-50
1991	Aug. 31	H	W, 9-3
1992	Nov. 7	A	W, 37-34
1993	Oct. 23	A	L, 3-35
1994	Oct. 22	H	W, 24-14
1995	Oct. 21	A	W, 10-3
1996	Oct. 26	H	L, 10-24
2002	Aug. 31	A	L, 17-50
2020	Sept. 19	A	L, 7-17
2021	Sept. 23	H	W, 31-30
2022	Nov. 12	A	L, 21-28
2023	Nov. 4	H	W, 31-9

* NCAA Division I-AA playoffs

MARYVILLE (Tenn.) (1-1-1)

Year	Date	Site	Result
1931	Nov. 7	A	T, 6-6
1932	Nov. 19	A	L, 0-12
1942	Nov. 14	A	W, 20-7

MASSACHUSETTS (1-1)

Year	Date	Site	Result
2006	Dec. 15	N *	W, 27-17
2017	Oct. 28	A	L, 27-30 (2OT)

* NCAA Division I FCS national championship (Chattanooga, Tenn.)

MCNEESE STATE (0-1)

Year	Date	Site	Result
2009	Sept. 12	H	L, 35-40

MIAMI (FL) (0-2)

Year	Date	Site	Result
2016	Sept. 17	H	L, 10-45
2021	Sept. 11	A	L, 23-25

MIAMI (OHIO) (1-0)

Year	Date	Site	Result
2023	Dec. 16	N !	W, 13-9

! Cure Bowl (Orlando, Fla.)

MICHIGAN (1-1)

Year	Date	Site	Result
2007	Sept. 1	A	W, 34-32
2014	Aug. 30	A	L, 14-52

MIDDLE TENNESSEE (2-2)

Year	Date	Site	Result
1974	Sept. 14	H	W, 18-7
1989	Nov. 25	A *	L, 21-24
1992	Nov. 28	A *	L, 10-35
2018	Dec. 15	N #	W, 45-13

* NCAA Division I-AA playoffs

R+L Carriers New Orleans Bowl (New Orleans, La.)

MILLIGAN (Tenn.) (3-4)

Year	Date	Site	Result
1933	Sept. 30	A	W, 13-0
1934	Sept. 28	A	L, 0-12
1935	Oct. 18	A	W, 20-13
1945	Sept. 28	A	L, 7-26
	Oct. 13	H	L, 7-9
1946	Nov. 16	A	L, 0-6
1947	Nov. 15	A	W, 27-0

MISSISSIPPI COLLEGE (1-0)

Year	Date	Site	Result
1991	Nov. 9	H	W, 31-23

MONTANA (1-3)

Year	Date	Site	Result
2000	Dec. 9	A *	L, 16-19 (OT)
2009	Dec. 12	A *	L, 17-24
2012	Sept. 8	H	W, 35-27
2013	Aug. 31	A	L, 6-30

* NCAA Division I-AA/FCS playoffs

MONTANA STATE (1-0)

Year	Date	Site	Result
2006	Dec. 2	H	W, 38-17

* NCAA Division I FCS playoffs

MORAVIAN (Pa.) (1-0)

Year	Date	Site	Result
1938	Dec. 3	N *	W, 20-0

* Unnamed Bowl Game (Winston-Salem, N.C.)

MOREHEAD STATE (1-0)

Year	Date	Site	Result
2003	Sept. 20	H	W, 24-21

MORGANTON (0-1)

Year	Date	Site	Result
1928	Oct. 13	H	L, 0-7

MOUNTAIN CITY (0-1)

Year	Date	Site	Result
1928	Sept. 29	A	L, 0-26

MT. PARK (0-1)

Year	Date	Site	Result
1928	Oct. 13	H	L, 0-7

NAVAL APPRENTICE (Va.) (4-0)

Year	Date	Site	Result
1930	Nov. 7	A	W, 7-0
1931	Oct. 30	A	W, 25-12
1942	Sept. 18	A	W, 16-13
1949	Sept. 10	H	W, 35-0

NEW HAMPSHIRE (1-0)

Year	Date	Site	Result
1994	Nov. 26	A *	W, 17-10 (OT)

* NCAA Division I-AA playoffs

NEWBERRY (13-2-1)

Year	Date	Site	Result
1938	Oct. 1	H	W, 7-0
1939	Oct. 6	A	T, 0-0
1940	Oct. 18	H	W, 9-7
1941	Sept. 19	A	W, 14-12
1942	Nov. 6	H	W, 20-0
1946	Sept. 21	H	W, 28-19
1947	Sept. 26	A	W, 18-7
1949	Oct. 29	A	W, 41-6
1951	Nov. 17	H	W, 18-6
1954	Dec. 11	N	L, 13-20
1963	Sept. 21	H	W, 14-0
1964	Sept. 19	A	W, 20-6
1965	Sept. 18	H	W, 10-7
1966	Sept. 17	A	L, 14-15
1967	Sept. 16	H	W, 21-12
1968	Sept. 21	A	W, 55-14

NEWPORT NEWS (1-0)

Year	Date	Site	Result
1955	Sept. 7	H	W, 46-7

NEW MEXICO STATE (2-0)

Year	Date	Site	Result
2016	Nov. 26	A	W, 37-7
2017	Oct. 7	H	W, 45-31

NICHOLLS ST. (0-1)

Year	Date	Site	Result
1986	Nov. 29	H *	L, 26-28

* NCAA Division I-AA playoffs

NORTH ALABAMA (2-1)

Year	Date	Site	Result
1971	Nov. 6	H	W, 59-6
1972	Nov. 4	H	W, 17-3
1973	Nov. 3	A	L, 7-21

NORTH CAROLINA (1-3)

Year	Date	Site	Result
1940	Sept. 20	A	L, 6-56
2019	Sept. 21	A	W, 34-31
2022	Sept. 3	H	L, 61-63
2023	Sept. 9	A	L, 34-40 (2OT)

NORTH CAROLINA A&T (5-2)

Year	Date	Site	Result
1986	Nov. 22	H	W, 55-9
1992	Nov. 14	H	W, 42-6
1993	Sept. 4	A	L, 10-22
1994	Sept. 17	H	W, 45-0
1995	Sept. 16	A	W, 38-31
2011	Sept. 10	H	W, 58-6
2013	Sept. 7	H	L, 21-24

NORTH CAROLINA CENTRAL (2-0)

Year	Date	Site	Result
2009	Oct. 10	H	W, 55-21
2010	Sept. 18	H	W, 44-16

NORTH CAROLINA STATE (0-6)

Year	Date	Site	Result
1932	Sept. 24	A	L, 0-38
1980	Oct. 11	A	L, 14-17
1983	Nov. 5	A	L, 7-33
1990	Oct. 6	A	L, 0-56
1992	Sept. 5	A	L, 10-35
2006	Sept. 2	A	L, 10-23

NORTH GEORGIA (1-0)

Year	Date	Site	Result
1929	Nov. 2	H	W, 19-6

NORTH TEXAS (1-0)

Year	Date	Site	Result
2020	Dec. 21	N #	W, 56-28

Myrtle Beach Bowl (Conway, S.C.)

NORTHERN ARIZONA (1-0)

Year	Date	Site	Result
2007	Sept. 15	H	W, 34-21

NORTHERN IOWA (1-0)

Year	Date	Site	Result
2005	Dec. 16	N *	W, 21-16

* NCAA Division I-AA national championship

(Chattanooga, Tenn.)

NORTHWESTERN STATE (0-3)

Year	Date	Site	Result
1963	Nov. 2	A	L, 20-33
1998	Dec. 5	A *	L, 20-31
2004	Sept. 25	A	L, 35-40

* NCAA Division I-AA playoffs

OAK RIDGE MILITARY POLICE (Tenn.) (0-1)

Year	Date	Site	Result
1945	Oct. 20	H	L, 7-27

OHIO (1-0)

Year	Date	Site	Result
2015	Dec. 19	N	W, 31-29

OLD DOMINION (3-1)

Year	Date	Site	Result
2015	Sept. 26	A	W, 49-0
2016	Sept. 10	H	W, 31-7
2022	Nov. 19	H	W, 27-14
2023	Oct. 21	A	L, 21-28

PARRIS ISLAND MARINES (0-0-1)

Year	Date	Site	Result
1932	Nov. 5	A	T, 6-6



Emmitt Hamilton (30) helped lead App State to one of the biggest wins in school history, a 39-34 triumph at South Carolina in 1975.



PIEDMONT (5-0)

Year	Date	Site	Result
1930	Nov. 27	A	W, 14-0
1931	Oct. 17	H	W, 24-12
1933	Oct. 21	H	W, 44-0
1935	Oct. 5	H	W, 13-0
1936	Sept. 26	H	W, 115-0

PENN STATE (0-1)

Year	Date	Site	Result
2018	Sept. 1	A	L, 38-45 (OT)

PRESBYTERIAN (8-9)

Year	Date	Site	Result
1946	Nov. 23	A	L, 7-14
1950	Nov. 9	H	W, 34-7
1954	Oct. 30	A	L, 7-14
1955	Nov. 5	H	W, 35-6
1956	Nov. 3	A	L, 3-24
1957	Sept. 14	H	W, 20-7
1958	Nov. 15	A	L, 0-42
1959	Nov. 14	H	L, 0-34
1961	Nov. 11	A	L, 7-21
1962	Nov. 10	A	W, 21-0
1964	Nov. 7	A	L, 21-23
1965	Nov. 6	H	W, 26-10
1966	Nov. 5	A	L, 17-21
1967	Nov. 4	H	W, 57-18
1968	Nov. 9	A	W, 42-6
1969	Nov. 8	H	L, 25-27
2008	Sept. 27	H	W, 48-14

RICHMOND (5-3)

Year	Date	Site	Result
1974	Nov. 16	A	W, 14-13
1975	Oct. 25	H	L, 17-24
1977	Sept. 24	A	L, 13-21
1978	Sept. 23	H	W, 24-19
1987	Nov. 28	H*	W, 20-3
2007	Dec. 7	H*	W, 55-35
2008	Dec. 6	H*	L, 13-33
2009	Dec. 5	A*	W, 35-31

*NCAA Division I-AA playoffs

ROBERT MORRIS (1-0)

Year	Date	Site	Result
2022	Oct. 29	H	W, 42-3

ROLLINS (0-2)

Year	Date	Site	Result
1939	Sept. 23	N#	L, 7-14
1940	Nov. 1	A	L, 0-30

Asheville, N.C.

RUTHERFORD (0-1-1)

Year	Date	Site	Result
1928	Nov. 17	H	L, 6-50
1929	Nov. 16	N#	T, 0-0

Morganton, N.C.

SAMFORD (6-2)

Year	Date	Site	Result
1969	Nov. 15	A	W, 49-36
1970	Nov. 7	H	L, 35-42
2008	Oct. 11	A	W, 35-24
2009	Sept. 26	H	W, 20-7
2010	Sept. 25	A	W, 35-17



Josh Jeffries helped lead App State to two of its seven all-time victories over local rival Wake Forest in 1998 and 2000.

2011	Oct. 22	H	W, 35-17
2012	Oct. 13	A	W, 28-25
2013	Oct. 12	H	L, 10-34

SAVANNAH STATE (2-0)

Year	Date	Site	Result
2011	Sept. 17	H	W, 41-6
2017	Sept. 9	H	W, 54-7

SOUTH ALABAMA (4-1)

Year	Date	Site	Result
2014	Oct. 4	H	L, 21-47
2015	Dec. 5	A	W, 34-27
2018	Sept. 29	H	W, 52-7
2019	Oct. 26	A	W, 30-3
2021	Nov. 13	H	W, 31-7

SOUTH CAROLINA (2-8)

Year	Date	Site	Result
1972	Oct. 14	A	L, 7-41
1973	Nov. 10	A	L, 14-35
1974	Nov. 9	A	L, 18-21
1975	Nov. 8	A	W, 39-34
1976	Sept. 4	A	L, 10-21
1977	Sept. 3	A	L, 17-32
1985	Sept. 7	A	L, 13-20
1987	Sept. 5	A	L, 3-24
1988	Oct. 1	A	L, 9-35
2019	Nov. 9	A	W, 20-15

SOUTH CAROLINA STATE (3-0)

Year	Date	Site	Result
1984	Nov. 17	H	W, 24-0
2008	Nov. 29	H*	W, 37-21
2009	Nov. 28	H*	W, 20-13

*NCAA Division I FCS playoffs

SOUTHEASTERN LOUISIANA (0-1)

Year	Date	Site	Result
1965	Nov. 25	A	L, 6-54

SOUTHERN COLLEGE (Fla.) (1-0)

Year	Date	Site	Result
1934	Nov. 23	A	W, 7-6

SOUTHERN ILLINOIS (1-0)

Year	Date	Site	Result
2005	Dec. 3	H*	W, 38-24

*NCAA Division I-AA playoffs

SOUTHERN MISS (1-2)

Year	Date	Site	Result
1937	Dec. 3	N*	L, 0-7
2014	Sept. 20	A	L, 20-21
2023	Oct. 28	H	W, 48-38

*Unnamed Bowl Game (Biloxi, Miss.)

STEPHEN F. AUSTIN (0-1)

Year	Date	Site	Result
1995	Dec. 2	H*	L, 17-27

*NCAA Division I-AA playoffs

TAMPA (7-8)

Year	Date	Site	Result
1940	Sept. 13	H	W, 13-6
1941	Nov. 7	A	L, 6-20
1950	Oct. 28	A	W, 36-19
1951	Oct. 27	H	W, 14-13
1952	Nov. 8	A	L, 0-19
1953	Nov. 7	H	W, 35-12
1954	Nov. 20	A	L, 20-25
1955	Nov. 12	A	L, 0-38
1956	Nov. 10	H	L, 7-21
1957	Nov. 16	A	L, 9-26
1958	Nov. 22	H	W, 34-26
1959	Nov. 21	A	L, 6-23
1960	Nov. 19	A	W, 22-15
1961	Nov. 18	A	L, 0-14
1962	Nov. 24	A	W, 9-7

TENNESSEE (0-1)

Year	Date	Site	Result
2016	Sept. 1	A	L, 13-20 (OT)

TENNESSEE STATE (1-0)

Year	Date	Site	Result
1998	Nov. 28	H*	W, 45-31

*NCAA Division I-AA playoffs

TENNESSEE TECH (2-1)

Year	Date	Site	Result
1974	Oct. 5	A	L, 14-24

1975	Oct. 4	H	W, 17-10
1996	Sept. 7	H	W, 16-3

TEXAS A&M (1-0)

Year	Date	Site	Result
2022	Sept. 10	A	W, 17-14

TEXAS STATE (6-1)

Year	Date	Site	Result
2004	Oct. 2	H	W, 41-34
2016	Nov. 5	H	W, 35-10
2017	Sept. 16	A	W, 20-13
2018	Nov. 10	A	W, 38-7
2019	Nov. 23	H	W, 35-13
2020	Nov. 7	A	W, 38-17
2022	Oct. 8	A	L, 24-36

TOLEDO (2-0)

Year	Date	Site	Result
2016	Dec. 17	N!	W, 31-28
2017	Dec. 23	N@	W, 34-0

! Camellia Bowl (Montgomery, Ala.)

@ Dollar General Bowl (Mobile, Ala.)

TROY (8-4)

Year	Date	Site	Result
1970	Nov. 21	A	L, 0-42
2000	Sept. 9	H	L, 28-34
2000	Nov. 25	A*	W, 33-30
2014	Oct. 18	A	W, 53-14
2015	Oct. 31	H	W, 44-41 (3OT)
2016	Nov. 12	A	L, 24-28
2018	Nov. 24	H	W, 21-10
2019	Nov. 29	A	W, 48-13
2020	Nov. 28	H	W, 47-10
2021	Nov. 20	A	W, 45-7
2022	Sept. 17	H	W, 32-28
2023	Dec. 2	A^	L, 23-49

*NCAA Division I-AA playoffs

^ Sun Belt Championship Game

TUSCULUM (6-1)

Year	Date	Site	Result
1930	Oct. 4	A	W, 13-0
1933	Nov. 17	A	W, 20-3
1934	Nov. 17	H	L, 0-10
1935	Nov. 16	A	W, 6-0
1936	Oct. 31	H	W, 45-0
1937	Oct. 29	A	W, 37-0
1938	Nov. 5	H	W, 67-0

UAB (1-0)

Year	Date	Site	Result
2019	Dec. 21	N*	W, 31-17

*R+L Carriers New Orleans Bowl (New Orleans, La.)

ULM (7-1)

Year	Date	Site	Result
2014	Nov. 8	H	W, 31-29
2015	Oct. 17	A	W, 59-14
2016	Nov. 19	H	W, 42-17
2017	Nov. 4	A	L, 45-52
2019	Oct. 19	H	W, 52-7
2020	Oct. 31	A	W, 31-13
2021	Oct. 30	H	W, 59-28
2023	Sept. 30	A	W, 41-40

VILLANOVA (0-1)

Year	Date	Site	Result
2010	Dec. 11	N*	L, 24-42

*NCAA Division I FCS playoffs

VMI (20-4-2)

Year	Date	Site	Result
1976	Sept. 18	A	W, 31-12
1978	Nov. 11	A	W, 31-10
1979	Oct. 13	H	L, 22-27
1980	Nov. 8	A	T, 16-16
1981	Oct. 17	H	T, 14-14
1982	Nov. 13	A	L, 14-31
1983	Sept. 17	H	W, 31-0
1984	Sept. 29	A	L, 16-20
1985	Nov. 2	H	W, 26-10
1986	Nov. 15	A	W, 19-6
1987	Sept. 19	H	W, 27-10
1988	Oct. 8	A	W, 34-20
1989	Oct. 7	H	W, 34-0
1990	Nov. 10	A	W, 17-0
1991	Sept. 14	H	W, 24-19
1992	Oct. 17	A	W, 27-12

1993	Nov. 20	A	W, 35-21
1994	Nov. 19	H	L, 23-26 (OT)
1995	Nov. 4	A	W, 26-24
1996	Nov. 23	H	W, 26-14
1997	Nov. 8	A	W, 42-7
1998	Nov. 7	H	W, 51-0
1999	Nov. 6	A	W, 34-7
2000	Nov. 4	H	W, 52-0
2001	Nov. 3	A	W, 27-17
2002	Nov. 9	H	W, 54-13

VIRGINIA TECH (0-4)

Year	Date	Site	Result
1979	Sept. 15	A	L, 32-41
1981	Oct. 24	A	L, 12-34
1982	Oct. 23	A	L, 0-34
2011	Sept. 3	A	L, 13-66

WAKE FOREST (7-15-1)

Year	Date	Site	Result
1975	Sept. 20	A	W, 19-17
1979	Sept. 8	A	L, 22-30
1980	Nov. 22	A	L, 16-28
1981	Oct. 3	A	L, 14-15
1982	Sept. 25	A	L, 22-31
1983	Sept. 3	A	W, 27-25
1984	Sept. 15	A	L, 13-17
1985	Sept. 28	A	L, 21-24
1986	Sept. 6	A	L, 13-21
1987	Sept. 26	A	L, 12-16
1988	Nov. 19	A	T, 34-34
1989	Sept. 9	A	W, 15-10
1990	Sept. 8	A	L, 12-23
1991	Oct. 5	A	W, 17-3
1992	Sept. 12	A	L, 17-10
1993	Sept. 18	A	L, 3-20
1994	Sept. 10	A	L, 10-12
1995	Aug. 31	A	W, 24-22
1996	Aug. 29	A	L, 13-19
1998	Oct. 3	A	W, 30-27 (OT)
2000	Aug. 31	A	W, 20-16
2001	Sept. 8	A	L, 10-20
2017	Sept. 23	H	L, 19-20

WEST CHESTER STATE (Pa.) (0-1)

Year	Date	Site	Result
1948	Nov. 20	N *	L, 2-7

*Burley Bowl (Johnson City, Tenn.)

WEST LIBERTY (1-1)

Year	Date	Site	Result
1930	Oct. 25	H	W, 14-13
1950	Dec. 9	N *	L, 26-28

*Pythian Bowl (Salisbury, N.C.)

WEST VIRGINIA TECH (1-0)

Year	Date	Site	Result
2001	Nov. 17	H	W, 64-14

WESTERN CAROLINA (58-18-1)

Year	Date	Site	Result
1933	Oct. 14	A	W, 15-0
1934	Oct. 13	H	W, 6-0
1935	Oct. 26	A	W, 12-0
1936	Oct. 17	H	W, 20-2
1937	Nov. 6	A	W, 14-0
1938	Oct. 29	H	W, 27-0
1939	Oct. 13	H	W, 54-7
1940	Oct. 11	H	W, 40-8
1941	Oct. 11	H	W, 35-0
1946	Nov. 9	A	W, 42-6
1947	Nov. 8	H	W, 20-0
1948	Sept. 25	N #	W, 14-13
1949	Sept. 24	H	L, 6-13
1950	Sept. 23	A	W, 13-6
1951	Sept. 22	H	W, 26-6
1952	Sept. 20	N #	W, 20-12
1953	Sept. 26	H	W, 7-0
1954	Sept. 18	A	W, 27-7
1955	Sept. 14	H	L, 6-7
1956	Sept. 15	N #	W, 19-7
1957	Sept. 28	H	W, 25-0
1958	Sept. 7	A	L, 22-32
1959	Sept. 26	H	W, 14-12
1960	Sept. 24	A	W, 22-6
1961	Sept. 23	N #	W, 25-12
1962	Sept. 22	N #	T, 6-6
1963	Sept. 28	H	W, 14-3
1964	Sept. 26	A	W, 27-10
1965	Sept. 25	H	L, 0-7

1966	Sept. 24	A	W, 35-33
1967	Sept. 23	H	L, 0-21
1968	Sept. 28	A	W, 28-14
1969	Sept. 27	H	L, 7-35
1970	Sept. 26	A	W, 17-10
1971	Sept. 25	H	L, 0-26
1972	Nov. 18	A	L, 21-35
1973	Sept. 22	A	L, 14-23
1974	Sept. 28	H	L, 17-21
1975	Nov. 15	A	L, 11-20
1976	Oct. 2	H	W, 24-17
1977	Nov. 19	A	L, 14-44
1978	Nov. 18	A	W, 39-13
1979	Sept. 22	H	W, 35-27
1980	Nov. 1	H	W, 27-24
1981	Nov. 21	A	L, 10-21
1982	Nov. 20	H	L, 24-26
1983	Nov. 19	A	L, 15-41
1984	Oct. 6	H	L, 7-34
1985	Nov. 9	A	W, 27-14
1986	A 30	H	W, 17-13
1987	Nov. 21	A	W, 33-13
1988	Nov. 5	H	W, 42-21
1989	Nov. 18	A	W, 31-20
1990	Oct. 20	H	W, 27-9
1991	Nov. 16	A	W, 24-14
1992	Nov. 21	H	W, 14-12
1993	Nov. 13	H	W, 20-16
1994	Nov. 12	A	W, 12-7
1995	Nov. 11	H	W, 28-3
1996	Nov. 16	A	W, 24-17
1997	Nov. 15	H	W, 13-7
1998	Nov. 21	A	L, 6-23
1999	Nov. 13	H	W, 34-10
2000	Nov. 11	A	W, 35-28
2001	Nov. 10	H	W, 34-24
2002	Nov. 16	A	W, 24-14
2003	Nov. 15	H	W, 26-18
2004	Nov. 13	A	L, 27-30
2005	Nov. 12	H	W, 35-7
2006	Nov. 11	A	W, 31-9
2007	Nov. 10	H	W, 79-35
2008	Nov. 22	A	W, 35-10
2009	Nov. 21	H	W, 19-14
2010	Oct. 23	A	W, 37-14
2011	Nov. 12	H	W, 46-14
2012	Oct. 27	A	W, 38-27
2013	Nov. 23	H	W, 48-27

Asheville, N.C.

WESTERN ILLINOIS (1-0)

Year	Date	Site	Result
2010	Dec. 4	H	W, 42-14

WESTERN KENTUCKY (4-2)

Year	Date	Site	Result
1972	Sept. 9	A	W, 7-6
1973	Sept. 8	H	L, 7-42
1984	Sept. 8	A	W, 17-16
1985	Sept. 14	H	W, 31-14
2000	Dec. 2	A *	W, 17-14
2021	Dec. 18	N #	L, 38-59

*NCAA Division I-AA playoffs

Boca Raton Bowl (Boca Raton, Fla.)

WILKESBORO (1-0)

Year	Date	Site	Result
1928	Oct. 6	A	W, 6-0

WILLIAM & MARY (1-2)

Year	Date	Site	Result
1976	Nov. 6	A	L, 22-23
1979	Nov. 10	H	L, 0-9
2001	Dec. 1	H *	W, 40-27

*NCAA Division I-AA playoffs

WOFFORD (18-12)

Year	Date	Site	Result
1960	Nov. 12	A	L, 14-23
1963	Sept. 14	A	L, 14-21
1964	Oct. 31	H	W, 10-0
1965	Oct. 30	A	L, 14-22
1966	Oct. 29	H	W, 14-12
1967	Oct. 28	A	L, 24-27
1968	Nov. 2	H	W, 47-28
1969	Nov. 1	A	L, 21-35
1970	Nov. 14	H	L, 13-37
1971	Oct. 30	A	L, 16-26
1973	Oct. 20	H	W, 28-21
1976	Sept. 25	H	W, 42-0
1978	Sept. 9	H	W, 35-14
1997	Oct. 25	A	W, 26-21
1998	Oct. 24	H	W, 31-6
1999	Oct. 23	A	W, 21-20
2000	Oct. 21	H	W, 42-16
2001	Oct. 20	A	W, 34-23
2002	Oct. 26	H	L, 19-26
2003	Oct. 25	A	L, 14-24
2004	Oct. 23	H	W, 38-17
2005	Oct. 22	A	W, 49-17
2006	Oct. 14	H	W, 14-7
2007	Sept. 22	A	L, 31-42
2008	Oct. 31	H	W, 70-24
2009	Oct. 17	A	W, 44-34
2010	Nov. 13	H	W, 43-13
2011	Oct. 1	A	L, 14-28
2012	Oct. 20	H	L, 28-38
2013	Nov. 16	A	W, 33-21

WYOMING (1-2)

Year	Date	Site	Result
2004	Sept. 4	A	L, 7-53
2015	Oct. 3	H	W, 31-13
2023	Sept. 23	A	L, 19-22

YOUNGSTOWN STATE (1-0)

Year	Date	Site	Result
2006	Dec. 9	H *	W, 49-24

*NCAA Division I FCS playoffs



Freshman Brian Quick caught four passes for 172 yards and three touchdowns in App State's nationally televised 70-24 romp over Wofford in 2008.

SERIES RESULTS vs. ALL OPPONENTS



SUN BELT (108-48-1)

Table listing Sun Belt conference results for teams like Arkansas State, Coastal Carolina, Georgia Southern, etc., with a total of 108-48-1.

AMERICAN (26-12)

Table listing American conference results for teams like Army, Charlotte, Connecticut, etc., with a total of 26-12.

ATLANTIC COAST (8-35-1)

Table listing Atlantic Coast conference results for teams like Boston College, California, Clemson, etc., with a total of 8-35-1.

BIG 12 (0-1)

Table listing Big 12 conference results for teams like Arizona, Arizona State, Baylor, etc., with a total of 0-1.

BIG TEN (1-2)

Table listing Big Ten conference results for teams like Indiana, Illinois, Iowa, etc., with a total of 1-2.

Table listing other conference results including Nebraska, Northwestern, Ohio State, etc., with a total of 1-2.

CONFERENCE USA (15-7)

Table listing Conference USA results for teams like Florida International, Jacksonville State, etc., with a total of 15-7.

INDEPENDENT (1-1)

Table listing independent team results for Massachusetts, Notre Dame, with a total of 1-1.

MID-AMERICAN (5-2)

Table listing Mid-American conference results for teams like Akron, Ball State, Bowling Green, etc., with a total of 5-2.

MOUNTAIN WEST (1-4)

Table listing Mountain West conference results for teams like Air Force, Boise State, Colorado State, etc., with a total of 1-4.

PAC-12 (0-0)

Table listing Pac-12 conference results for Oregon State, Washington State, with a total of 0-0.

SEC (3-15)

Table listing SEC conference results for teams like Alabama, Arkansas, Auburn, etc., with a total of 3-15.

RUSHING YARDS — GAME

317	Cameron Peoples-22 att.	N. Texas (bowl)	2020
313	Armani Edwards-31 att.	Richmond	2007
291	Armani Edwards-21 att.	The Citadel	2007
267	Ritchie Melchor-36 att.	Chattanooga	1989
264	DeAndre Presley-16 att.	Western Illinois	2010
259	Jack Groce-27 att.	Newberry	1951
257	Jalin Moore-29 att.	Akron	2016
250	Marcus Cox- 29 att.	Georgia State	2014
245	Steven Miller-34 att.	Western Carolina	2012
245	John Settle-34 att.	Furman	1986
244	Jalin Moore-27 att.	Idaho	2015
244	Shirley Gabriel-31 att.	Emory & Henry	1953

RUSHING YARDS — SEASON

1,676	Kevin Richardson	302 att.	2006
1,661	John Settle	317 att.	1986
1,588	Armani Edwards	237 att.	2007
1,480	Darrynton Evans	255 att.	2019
1,466	Damon Scott	286 att.	1996
1,433	Kevin Richardson	266 att.	2005
1,423	Marcus Cox	243 att.	2015
1,415	Marcus Cox	255 att.	2014
1,402	Jalin Moore	237 att.	2016
1,374	Devon Moore	256 att.	2009
1,368	Steven Miller	239 att.	2012
1,348	Kevin Richardson	258 att.	2007
1,340	John Settle	254 att.	1985
1,336	David Neeld	235 att.	1970
1,258	Ritchie Melchor	227 att.	1989
1,256	Damon Scott	243 att.	1995
1,250	Marcus Cox	245 att.	2013
1,187	Darrynton Evans	197 att.	2018
1,153	Armani Edwards	188 att.	2006
1,129	John Hollar	167 att.	1947
1,126	Nate Noel	199 att.	2021
1,124	Cameron Peoples	168 att.	2020
1,102	Herman Bryson	171 att.	1948
1,062	Chip Hooks	190 att.	1991
1,039	DeAndre Presley	162 att.	2010
1,037	Jalin Moore	183 att.	2017
1,015	Marcus Cox	158 att.	2016
1,009	Jimmy Watkins	161 att.	2001

RUSHING YARDS — CAREER

5,103	Marcus Cox	901 att.	2013-16
4,804	Kevin Richardson	897 att.	2004-07
4,409	John Settle	891 att.	1983-86
4,361	Armani Edwards	755 att.	2006-09
3,800	Damon Scott	745 att.	1993-96
3,570	Jalin Moore	519 att.	2015-18
3,472	Chip Hooks	676 att.	1991-94
3,074	Nate Noel	541 att.	2020-23
2,918	Ritchie Melchor	568 att.	1986-89
2,884	Darrynton Evans	482 att.	2016-19
2,830	Cameron Peoples	455 att.	2018-22
2,674	Devon Moore	546 att.	2006-10
2,585	Emmitt Hamilton	447 att.	1974-77
2,401	Alvin Parker	463 att.	1980-83
2,216	Marcus Williams Jr.	400 att.	2016-20
2,159	Dwight Kerr	509 att.	1966-69
2,068	Jerry Beard	454 att.	2000-02

RUSHING ATTEMPTS — GAME

43	John Settle-193 yds.	Marshall	1986
42	Damon Scott-154 yds.	Chattanooga	1996
40	Marcus Cox-229 yds.	Arkansas State	2014
39	Jalin Moore-257 yds.	Akron	2016
39	Damon Scott-194 yds.	W. Carolina	1996
38	Damon Scott-155 yds.	W. Carolina	1994
37	John Settle-236 yds.	Nicholls State	1986
37	John Settle-189 yds.	Chattanooga	1986
37	John Settle-203 yds.	Wake Forest	1986
37	Alvin Parker-222 yds.	Marshall	1983
36	Marcus Cox-151 yds.	UL Lafayette	2014
36	Chip Hooks-158 yds.	Western Carolina	1991
36	Ritchie Melchor-267 yds.	Chattanooga	1989

RUSHING ATTEMPTS — SEASON

317	John Settle	1,661 yds.	1986
302	Kevin Richardson	1,676 yds.	2006
286	Damon Scott	1,466 yds.	1996
266	Kevin Richardson	1,443 yds.	2005
258	Kevin Richardson	1,348 yds.	2007
256	Devon Moore	1,347 yds.	2009
255	Marcus Cox	1,415 yds.	2014
254	John Settle	1,340 yds.	1985
245	Marcus Cox	1,250 yds.	2013
243	Marcus Cox	1,423 yds.	2015

RUSHING ATTEMPTS — CAREER

901	Marcus Cox	5,103 yds.	2013-2016
897	Kevin Richardson	4,804 yds.	2004-07
891	John Settle	4,409 yds.	1983-86
755	Armani Edwards	4,361 yds.	2006-09
745	Damon Scott	3,800 yds.	1993-96



Marcus Cox

676	Chip Hooks	3,472 yds.	1991-94
582	Jalin Moore	3,570 yds.	2015-18
568	Ritchie Melchor	2,918 yds.	1986-89
546	Devon Moore	2,674 yds.	2006-10
541	Nate Noel	3,074 yds.	2020-23
509	Dwight Kerr	2,159 yds.	1966-69
482	Darrynton Evans	2,884 yds.	2016-19
464	Richie Williams	1,611 yds.	2002-05

RUSHING TOUCHDOWNS — GAME

5	Cameron Peoples	N. Texas (bowl)	2020
5	John Settle	Davidson	1986

RUSHING TOUCHDOWNS — SEASON

30	Kevin Richardson	2006
21	Armani Edwards	2007
20	John Settle	1986
19	Marcus Cox	2014
19	Devon Moore	2009
19	Kevin Richardson	2005
18	Darrynton Evans	2019
18	Armani Edwards	2009
16	Kevin Richardson	2007
15	Armani Edwards	2006
15	Marcus Cox	2013

RUSHING TOUCHDOWNS — CAREER

66	Kevin Richardson	2004-07
65	Armani Edwards	2006-09
52	Marcus Cox	2013-16
43	John Settle	1983-86
40	Devon Moore	2006-10
38	Damon Scott	1993-96
33	Cameron Peoples	2018-22
33	Jalin Moore	2015-18
25	Darrynton Evans	2016-19
25	DeAndre Presley	2008-11
24	Alvin Parker	1980-83
23	Taylor Lamb	2014-17
23	Scott Satterfield	1992-95
22	Richie Williams	2002-05
22	D.J. Campbell	1989-92

LONGEST RUSHES

98	Clayton Deskins	Bluefield State	1971
90	Emmitt Hamilton	Marshall	1977
89	DeAndre Presley	Western Illinois	2010
88	John Settle	Furman	1986
87	Darrynton Evans	Charlotte	2019
86	John Settle	The Citadel	1985
86	Hal Queen	Catawba	1969
85	Emmitt Hamilton	South Carolina	1977
84	Ricky Ferguson	Georgia State	2014
84	Devin Radford	Furman	2008
81	Jalin Moore	Gardner-Webb	2018
81	Karim Razzak	Western Carolina	1999

RUSHING YARDS PER GAME — SEASON

151.0	John Settle	1,661/11g	1986
144.4	Armani Edwards	1,588/11g	2007
133.6	David Neeld	1,336/10g	1970
133.3	Damon Scott	1,466/11g	1996
121.8	John Settle	1,340/11g	1985

RUSHING YARDS PER GAME — CAREER

113.4	Marcus Cox	5,103/45g	2013-16
102.5	John Settle	4,645/44g	1983-86
95.0	Damon Scott	3,800/40g	1993-96
86.8	Chip Hooks	3,472/40g	1991-94
85.8	Kevin Richardson	4,804/56g	2004-07
85.0	Jalin Moore	3,570/42g	2015-18



Kevin Richardson

RUSHING YDS PER ATTEMPT — GAME (MIN. 25 ATT)

10.1	Armani Edwards-313/31	Richmond	2007
9.6	Jack Groce-259/27	Newberry	1951

RUSHING YDS PER ATT. — SEASON (MIN. 150 ATT.)

6.8	John Hollar	1,129/176 att.	1947
6.7	Armani Edwards	1,588/237 att.	2007
6.7	Cameron Peoples	1,124/168 att.	2020
6.6	Darrynton Evans	1,187/179 att.	2018
6.4	DeAndre Presley	1,039/162 att.	2010
6.3	Emmitt Hamilton	961/153 att.	1977
6.3	Jimmy Watkins	1,009/161 att.	2001

RUSHING YDS PER ATT. — CAREER (MIN. 300 ATT.)

6.22	Cameron Peoples	2,830/455	2018-22
6.13	Jalin Moore	3,570/582	2015-18
6.08	Taylor Lamb	2,008/330	2014-17
6.0	Darrynton Evans	2,884/482	2016-19
5.9	Scott McConnell	1,904/325	1975-78
5.8	Emmitt Hamilton	2,585/447	1974-77
5.8	Armani Edwards	4,361/755	2006-09

MOST 100-YARD RUSHING GAMES — SEASON

10	John Settle	1986
----	-------------	------

MOST 100-YARD RUSHING GAMES — CAREER

29	Marcus Cox	2013-16
22	John Settle	1983-86
20	Damon Scott	1993-96
19	Kevin Richardson	2004-07
18	Armani Edwards	2006-09
17	Jalin Moore	2015-18
15	Chip Hooks	1991-94

CONSECUTIVE 100-YARD RUSH GAMES — SEASON

9	John Settle	1986
---	-------------	------

RUSHING YARDS BY A QUARTERBACK — GAME

313	Armani Edwards-31 att.	Richmond	2007
291	Armani Edwards-21 att.	The Citadel	2007
264	DeAndre Presley-16 att.	Western Illinois	2010
220	Armani Edwards-29 att.	Georgia Southern	2007
172	Armani Edwards-19 att.	Coastal Carolina	2006
170	DeAndre Presley-23 att.	Elon	2010
160	Gerard Hardy-17 att.	Furman	1995
157	Armani Edwards-33 att.	Georgia Southern	2008
157	Armani Edwards-25 att.	Chattanooga	2007
156	DeAndre Presley-25 att.	Western Carolina	2008

RUSHING YARDS BY A QUARTERBACK — SEASON

1,588	Armani Edwards	237 att.	2007
1,153	Armani Edwards	188 att.	2006
1,039	DeAndre Presley	162 att.	2010
941	Armani Edwards	193 att.	2008
936	Richie Williams	164 att.	2005

RUSHING YARDS BY A QUARTERBACK — CAREER

4,361	Armani Edwards	755 att.	2006-09
2,008	Taylor Lamb	330 att.	2014-17
1,629	DeAndre Presley	304 att.	2008-11
1,621	Scott Satterfield	426 att.	1992-95
1,611	Richie Williams	464 att.	2002-05

CONSECUTIVE RUSHES W/O A FUMBLE — GAME

43	John Settle	Marshall	1986
----	-------------	----------	------

CONSECUTIVE RUSHES W/O A FUMBLE — SEASON

255	Darrynton Evans	2019
234	John Settle	1985

CONSECUTIVE RUSHES W/O A FUMBLE — CAREER

482	Darrynton Evans	2016-19
454	John Settle	1983-86

RUSHING YARDS IN A SEASON BY CLASS

Freshman			
1,250	Marcus Cox	245 att.	2013
Sophomore			
1,588	Armani Edwards	237 att.	2007
Junior			
1,676	Kevin Richardson	302 att.	2006
Senior			
1,661	John Settle	317 att.	1986

NCAA STATISTICAL POLICY

Before 2002, postseason games were not included in NCAA final football statistics or records. Despite the NCAA policy, App State previously recognized statistics from all games — regular season and postseason — in its single-season and career records. However, in order to maintain consistency with NCAA records, beginning in 2006, App State readjusted its single-season and career records, eliminating statistics compiled in 19 NCAA Division I-AA playoff games played before 2002. Many thanks to former associate sports information director Ty Patton for his assistance in this task.



RUSHING RECORDS

150-YARD RUSHING GAMES

Table with columns: Rank, Date, Player, Opponent, Yards, Att. Lists 150-yard rushing games from 1920 to 2023.

YEAR-BY-YEAR RUSHING LEADERS

Table with columns: Year, Player, Att., Yds., Avg., TD. Lists rushing leaders for each year from 1957 to 2023.



Brian Quick



Andrew Peacock



DaVon Fowlkes

PASS RECEPTIONS — GAME

17	DaVon Fowlkes	280	Elon	2004
15	DaVon Fowlkes	202	Wofford	2004
14	DaVon Fowlkes	148	Furman	2004
14	Rick Beasley	136	Marshall	1979
13	Sean Price	167	Illinois State	2012
13	Bob Agle	180	Emory & Henry	1968
12	Andrew Peacock	90	Georgia	2013
12	DaVon Fowlkes	236	Chattanooga	2004
12	Gerard Hardy	123	Liberty	1997
11	Thomas Hennigan	140	Troy	2019
11	Tony Washington	101	N.C. A&T	2013
11	Andrew Peacock	93	N.C. A&T	2013
11	Andrew Peacock	79	Illinois State	2012
11	Andrew Peacock	130	Furman	2012
11	Brian Quick	150	Elon	2011
11	Brian Quick	113	N.C. A&T	2011
11	DaVon Fowlkes	171	E. Kentucky	2004
11	Troy Albea	177	Montana	2000
11	Joey Gibson	114	Clemson	1997
11	Ray Gama	100	James Madison	1991
11	Rick Beasley	155	Furman	1978
11	Bob Agle	150	W. Carolina	1968

PASS RECEPTIONS — SEASON

103*	DaVon Fowlkes	1,618 yds.	2004
85	Matt Cline	981 yds.	2009
81	Sean Price	1,196 yds.	2012
79	Andrew Peacock	795 yds.	2012
78	Andrew Peacock	706 yds.	2013
74	Rick Beasley	1,205 yds.	1979
71	Brian Quick	1,096 yds.	2011
68	Bob Agle	1,084 yds.	1968
67	Kaedin Robinson	905 yds.	2023
64	Tony Washington	939 yds.	2013
64	William Mayfield	1,129 yds.	2006

PASS RECEPTIONS — CAREER

242	Thomas Hennigan^	3,124 yds.	2017-21
208	Andrew Peacock	2,108 yds.	2010-13
202	Brian Quick	3,418 yds.	2007-11
200	DaVon Fowlkes	2,960 yds.	2001-04
190	Malik Williams^	2,382 yds.	2017-21
178	Rick Beasley	3,124 yds.	1978-80
151	Matt Cline	1,732 yds.	2006-10
146	Corey Sutton	2,278 yds.	2018-21
146	Bob Agle	2,151 yds.	1965-68
140	CoCo Hillary	1,906 yds.	2007-10
139	Tony Washington	1,837 yds.	2010-13
134	Daryl Skinner	1,942 yds.	1997-99
132	Kevin Richardson	1,300 yds.	2004-07

PASS RECEPTION YARDS — GAME

280	DaVon Fowlkes-17 rec.	Elon	2004
261	Bob Agle-10 rec.	Wofford	1968
236	DaVon Fowlkes-12 rec.	Chattanooga	2004
231	Sean Price-7 rec.	Georgia Southern	2012
231	Rick Beasley-9 rec.	James Madison	1980
220	Rick Beasley-9 rec.	E. Tenn. State	1980
206	Malik Williams-10 rec.	Coastal Carolina	2021
202	DaVon Fowlkes-15 rec.	Wofford	2004
195	William Mayfield-7 rec.	Chattanooga	2006
191	DaVon Fowlkes-8 rec.	N'Western St.	2004
186	Jalen Virgil-5 rec.	Coastal Carolina	2017

PASS RECEPTION YARDS — SEASON

1,618*	DaVon Fowlkes	103 rec.	2004
1,205	Rick Beasley	74 rec.	1979
1,196	Sean Price	81 rec.	2012
1,129	William Mayfield	64 rec.	2006
1,096	Brian Quick	71 rec.	2011
1,084	Bob Agle	68 rec.	1968
982	Brian Quick	61 rec.	2009
981	Matt Cline	85 rec.	2009
971	Rick Beasley	60 rec.	1978

PASS RECEPTION YARDS — CAREER

3,418	Brian Quick	202 rec.	2007-11
3,124	Thomas Hennigan^	242 rec.	2017-21
3,124	Rick Beasley	178 rec.	1978-80
2,960	DaVon Fowlkes	200 rec.	2001-04
2,382	Malik Williams^	190 rec.	2017-21
2,278	Corey Sutton	146 rec.	2018-21
2,151	Bob Agle	146 rec.	1965-68
2,108	Andrew Peacock	208 rec.	2010-13
1,942	Daryl Skinner	134 rec.	1997-99
1,906	CoCo Hillary	140 rec.	2007-10
1,732	Matt Cline	151 rec.	2006-10
1,846	Dexter Jackson	110 rec.	2004-07
1,837	Tony Washington	139 rec.	2010-13

AVG YDS PER RECEPTION — GAME (MIN. 4 REC.)

43.0	Brian Quick (4-172)	Wofford	2008
37.2	Jalen Virgil (5-186)	Coastal Carolina	2017
35.5	Alonzo Upshur (4-142)	E. Tenn. State	1983
34.3	Alvin Ray (4-137)	VMI	1979
33.8	Alonzo Upshur (4-135)	Gardner-Webb	1983
33.0	Sean Price (7-231)	Georgia Southern	2012
31.5	Jermame Little (4-126)	Wofford	2001
31.0	Kevin Burton (4-124)	The Citadel	1993
30.1	Daniel Wilcox (4-123)	Wofford	2000
30.0	Daryl Skinner (4-120)	Furman	1998
29.8	Brian Quick (4-119)	Georgia So.	2011

AVG YDS PER RECEPTION — SEASON (MIN. 20 REC.)

26.3	Richard Agle	23-604	1972
23.1	Alonzo Upshur	35-809	1983
22.9	Dexter Jackson	30-688	2007
21.6	Brian Quick	23-496	2008
21.6	Rick Beasley	44-948	1980
19.5	Dalton Stroman	20-390	2023
19.4	Otis Smith	28-543	1996
18.2	Christian Horn	33-600	2022
18.2	Jalen Virgil	20-364	2017
18.0	Brian Quick	47-844	2010
17.8	Dwight Gates	26-462	1972
17.6	Corey Sutton	44-773	2018
17.6	William Mayfield	64-1,129	2006
17.6	Troy Douglas	20-351	1984

AVG YDS PER RECEPTION — CAREER (MIN. 75 REC.)

17.6	Rick Beasley	178-3,124	1978-80
16.9	Brian Quick	202-3,418	2007-11

TOUCHDOWN RECEPTIONS — GAME

4	Thomas Hennigan	Louisiana	2017
4	DaVon Fowlkes	N'Western St.	2004
4	Bob Agle	Wofford	1968

TOUCHDOWN RECEPTIONS — SEASON

14	DaVon Fowlkes	2004
13	Bob Agle	1968
12	Rick Beasley	1979
11	Brian Quick	2011
10	Kaedin Robinson	2023
10	Corey Sutton	2018
9	Brian Quick	2010
8	Ike Lewis	2017
8	Barrett Burns	2015
8	Sean Price	2012
8	Dexter Jackson	2007
8	Daniel Bethis	2005
8	Troy Albea	2000
8	Richard Agle	1972

TOUCHDOWN RECEPTIONS — CAREER

31	Brian Quick	2007-11
25	Bob Agle	1965-68
24	Corey Sutton	2018-21
23	Thomas Hennigan^	2017-21
23	Rick Beasley	1978-80
22	DaVon Fowlkes	2001-04
17	Malik Williams^	2017-21
17	Dexter Jackson	2004-07
14	Barrett Burns	2013-16
14	Ben Jordan	2008-11
14	Daniel Bethis	2002-06
13	Simms McElfresh	2012-15
12	Kaedin Robinson	2022-23
12	Troy Albea	1999-2000

LONGEST RECEPTIONS (RECEIVER-PASSER)

95*	Otis Smith-Scott Satterfield	W. Carolina	1994
90	Corey Sutton-Zac Thomas	Charlotte	2018
89	DaVon Fowlkes-Richie Williams	N'Western St.	2004
89	DaVon Fowlkes-Richie Williams	Chattanooga	2004
88	DaVon Fowlkes-Richie Williams	Wofford	2003
85	Alonzo Upshur-Randy Joyce	James Madison	1983
84	T.J. Watkins-Taylor Lamb	Wake Forest	2017
83	Jalen Virgil-Taylor Lamb	C. Carolina	2017
83	Andrew Layton-Joe Burchette	Chattanooga	2001
83	J.K. Reaves-Mike Freeman	Gardner-Webb	1989
82	Devon Ford-Robby Price	East Carolina	1975
82	Pete Camelo-Steve Brown	Chattanooga	1979
80	Christian Horn-Chase Brice	The Citadel	2022
80	Christian Wells-Chase Brice	Georgia State	2021
80	Alvin Ray-Steve Brown	VMI	1979
80	Derek Jenkins-Randy Joyce	The Citadel	1981
80	Troy Albea-Daniel Jeremiah	W. Carolina	1999

MOST 100-YARD RECEIVING GAMES — SEASON

7	Sean Price	2012
7	Brian Quick	2011
7	DaVon Fowlkes	2004


MOST 100-YARD RECEIVING GAMES — CAREER

16	Rick Beasley	1978-80
13	Brian Quick	2008-11


CONSECUTIVE 100-YARD REC. GAMES — SEASON

4	Sean Price	2012
3	Corey Sutton	2021
3	Sean Price	2012
3	Shaedon Meadors	2016
3	Brian Quick	2011
3	DaVon Fowlkes	2004
3	Bob Agle	1968

RECEIVING RECORDS



Rick Beasley



Bob Agle

125-YARD RECEIVING GAMES

Date	Player	Opponent	Yards	Rec.
1) Nov. 6, 2004	DaVon Fowlkes	Elon	280	17
2) Nov. 2, 1968	Bob Agle	Wofford	261	10
3) Oct. 30, 2004	DaVon Fowlkes	Chattanooga	236	12
4) Nov. 3, 2012	Sean Price	Georgia Southern	231	7
5) Sept. 6, 1980	Rick Beasley	James Madison	231	9
6) Sept. 27, 1980	Rick Beasley	East Tennessee State	220	9
7) Oct. 20, 2021	Malik Williams	Coastal Carolina	206	10
8) Oct. 23, 2004	DaVon Fowlkes	Wofford	202	15
9) Oct. 7, 2006	William Mayfield	Chattanooga	195	7
10) Sept. 25, 2004	DaVon Fowlkes	Northwestern State	191	8
11) Oct. 21, 2017	Jalen Virgil	Coastal Carolina	186	5
12) Sept. 30, 2006	William Mayfield	Elon	182	9
13) Oct. 17, 2009	Brian Quick	Wofford	181	8
14) Oct. 25, 2003	DaVon Fowlkes	Wofford	180	8
15) Nov. 16, 1968	Bob Agle	Emory & Henry	180	13
16) Dec. 9, 2000	Troy Albea	Montana	177	11
17) Nov. 16, 2019	Corey Sutton	Georgia State	173	8
18) Oct. 31, 2008	Brian Quick	Wofford	172	4
19) Sept. 11, 2004	DaVon Fowlkes	Eastern Kentucky	171	11
20) Dec. 1, 2012	Sean Price	Illinois State	167	13
21) Nov. 11, 1972	Richard Agle	Eastern Kentucky	167	6
22) Oct. 28, 2023	Christan Horn	Southern Miss	165	8
23) Nov. 3, 1979	Rick Beasley	East Carolina	159	6
24) Sept. 8, 2018	Corey Sutton	Charlotte	155	3
25) Sept. 30, 1978	Rick Beasley	Furman	155	11
26) Sept. 4, 2004	DaVon Fowlkes	Wyoming	153	10
27) Nov. 19, 2011	Brian Quick	Elon	150	11
28) Sept. 29, 1979	Rick Beasley	The Citadel	150	8
29) Sept. 28, 1968	Bob Agle	Western Carolina	150	11
30) Oct. 9, 2004	DaVon Fowlkes	Furman	148	14
31) Sept. 1, 2001	Sterling Hayward	Liberly	147	6
32) Oct. 24, 1981	Jerome McDaniel	Virginia Tech	147	9
33) Sept. 15, 1979	Rick Beasley	Virginia Tech	147	9
34) Oct. 12, 1968	Don Ferrell	Lenoir-Rhyne	145	7
35) Nov. 18, 1978	Scott McConnell	Western Carolina	144	5
36) Oct. 28, 1978	Rick Beasley	East Tennessee State	144	5
37) Oct. 3, 1998	Joey Gibson	Wake Forest	143	6
38) Oct. 21, 1972	Richard Agle	Lenoir-Rhyne	143	5
39) Oct. 27, 2012	Sean Price	Western Carolina	142	10
40) Oct. 1, 1983	Alonzo Upshur	East Tennessee State	142	4
41) Nov. 29, 2019	Thomas Hennigan	Troy	140	11
42) Nov. 16, 2013	Tony Washington	Wofford	138	9
43) Oct. 20, 1979	Rick Beasley	Furman	138	5
44) Oct. 13, 1979	Alvin Ray	VMI	137	4
45) Nov. 17, 1979	Rick Beasley	Marshall	136	14
46) Dec. 12, 2009	Brian Quick	Montana	135	10
47) Nov. 28, 1998	Daryl Skinner	Tennessee State	135	9
48) Oct. 15, 1983	Alonzo Upshur	Gardner-Webb	135	4
49) Oct. 4, 1997	Joey Gibson	East Tennessee State	133	4
50) Sept. 26, 1981	Derek Jenkins	The Citadel	133	6
51) Oct. 1, 2022	Christan Horn	The Citadel	132	3
52) Sept. 11, 2010	Brian Quick	Jacksonville	132	6
53) Oct. 6, 2007	Hans Batichon	Gardner-Webb	132	6
54) Oct. 17, 1981	Jerome McDaniel	VMI	132	10
55) Oct. 15, 2011	Brian Quick	The Citadel	131	8
56) Nov. 10, 2012	Andrew Peacock	Furman	130	11
57) Sept. 22, 2012	Sean Price	Chattanooga	130	10
58) Nov. 8, 2003	Sterling Hayward	Elon	130	7
59) Oct. 26, 2013	Tony Washington	Georgia Southern	129	5
60) Sept. 17, 1966	Bob Agle	Newberry	129	5
61) Sept. 29, 2012	Sean Price	Coastal Carolina	128	8
62) Oct. 12, 2016	Shaedon Meadors	Louisiana	128	6
63) Sept. 18, 2021	Corey Sutton	Elon	128	7
64) Sept. 23, 2021	Corey Sutton	Marshall	127	10
65) Oct. 26, 2013	Andrew Peacock	Georgia Southern	127	10
66) Dec. 5, 1998	Daryl Skinner	Northwestern State	127	8
67) Oct. 27, 1973	Devon Ford	The Citadel	127	7
68) Oct. 27, 2016	Shaedon Meadors	Georgia Southern	126	6
69) Oct. 20, 2001	Jermame Little	Wofford	126	4
70) Nov. 13, 1999	Troy Albea	Western Carolina	126	6
71) Oct. 22, 2005	Jermame Little	Wofford	125	6
72) Nov. 29, 1986	Troy Douglas	Nicholls State	125	8

YEAR-BY-YEAR RECEIVING LEADERS

Year	Player	Rec.	Yards	Avg.	TD
1957	Jim Day	5	110	22.0	0
1958	Ansel Glendenning	9	81	9.0	0
1959	Ansel Glendenning	13	169	13.0	0
1960	Bob Morrison	21	284	13.5	0
1961	Joe Hightower	12	199	16.6	0
1962	Joe Hightower	20	295	14.8	0
1963	Larry Harbin	19	387	20.4	0
1964	Larry Harbin	24	363	15.1	0
1965	Bill Mauldin	19	220	11.6	0
1966	Bob Agle	32	475	14.8	4
1967	Bob Agle	45	608	13.5	5
1968	Bob Agle	68	1,084	15.9	13
1969	Clayton Deskins	22	379	17.2	6
1970	Clayton Deskins	31	490	15.8	1
1971	Richard Agle	19	365	19.2	3
1972	Dwight Gates	26	462	17.8	6
1973	Bob Steelman	19	401	21.1	2
1974	Donnie Holt	28	410	14.6	2
1975	Donnie Holt	27	389	14.4	3
1976	Emmitt Hamilton	18	317	17.6	1
1977	Mike Peterson	26	345	13.3	0
1978	Rick Beasley	60	971	16.2	4
1979	Rick Beasley	74	1,205	16.3	12
1980	Rick Beasley	44	948	21.5	7
1981	Jerome McDaniel	49	700	14.3	2
1982	Tim Martin	33	236	7.2	0
1983	John Settle	37	225	6.1	0
1984	Cliff Reid	32	201	6.3	0
1985	Troy Douglas	31	503	16.2	2
1986	Troy Douglas	25	388	15.5	5
1987	Doug Beaty	21	197	9.3	0
1988	Reggie Spruill	26	337	13.0	2
1989	Ritchie Melchor	26	213	8.1	1
1990	J.K. Reaves	29	254	8.8	1
1991	Ray Gama	26	272	10.4	0
1992	Anthony Smith	34	504	14.8	5
1993	Ray Gama	35	450	12.5	0
1994	Don Blue	34	468	13.7	5
1995	Aldwin Lance	27	286	10.5	1
1996	Damon Scott	33	265	8.0	3
1997	Joey Gibson	46	695	15.1	4
1998	Daryl Skinner	40	654	16.3	3
1999	Daryl Skinner	52	620	11.9	0
2000	Troy Albea	45	682	15.1	8
2001	Sterling Hayward	34	544	16.0	4
2002	Andrew Layton	36	424	11.8	3
	DaVon Fowlkes	36	401	11.1	0
2003	Sterling Hayward	41	681	16.6	4
2004	DaVon Fowlkes	103	1,618	15.7	14
2005	Kevin Richardson	52	588	10.7	2
2006	William Mayfield	64	1,129	17.6	5
2007	Hans Batichon	58	819	14.1	7
2008	CoCo Hillary	56	735	13.1	5
2009	Matt Cline	85	981	11.5	2
2010	Brian Quick	47	844	18.0	9
2011	Brian Quick	71	1,096	15.4	11
2012	Sean Price	81	1,196	14.8	8
2013	Tony Washington	64	939	14.7	4
2014	Malachi Jones	36	585	16.2	3
2015	Simms McElfresh	38	466	12.3	6
2016	Shaedon Meadors	45	716	15.9	2
2017	Ike Lewis	51	733	14.4	8
2018	Corey Sutton	44	773	17.6	10
2019	Thomas Hennigan	61	773	12.7	6
2020	Thomas Hennigan	47	616	13.1	3
2021	Corey Sutton	61	904	14.8	7
2022	Christan Horn	33	600	18.2	4
2023	Kaedin Robinson	67	905	13.5	10



PASSING YARDS — GAME

433	Armani Edwards (29-41)	S.C. State	2008
427	Taylor Lamb (23-39)	Coastal Carolina	2017
415	Armani Edwards (27-34)	Wofford	2009
413	Richie Williams (40-45)	Furman	2004
410	Richie Williams (21-37)	Chattanooga	2004
408	Richie Williams (29-43)	Elon	2004
408	Steve Brown (26-38)	E. Tenn. State	1980
405	Richie Williams (31-40)	Wofford	2004
397	Taylor Lamb (20-31)	Liberty	2014
395	Chase Brice (40-53)	Texas State	2022
391	Joey Aguilar (23-33)	Southern Miss	2023
383	J. Landry-Jackson (21-34)	Ga. Southern	2012
381	Kameron Bryant (27-33)	Ga. Southern	2013

PASSING YARDS — SEASON

3,757	Joey Aguilar	293-460	2023
3,337	Chase Brice	242-390	2021
3,291	Armani Edwards	257-378	2009
3,278	Jamal Landry-Jackson	268-406	2012
3,109	Richie Williams	234-350	2004
3,021	Chase Brice	219-349	2022
2,902	Armani Edwards	196-306	2008
2,809	Richie Williams	211-338	2005
2,737	Taylor Lamb	206-337	2017
2,718	Zac Thomas	225-359	2019
2,713	Kameron Bryant	237-333	2013
2,631	DeAndre Presley	210-343	2010
2,550	Bake Baker	207-347	1997
2,537	Steve Brown	175-352	1980
2,387	Taylor Lamb	170-283	2015
2,381	Taylor Lamb	181-295	2014
2,330	Pat Murphy	145-275	1968
2,307	Steve Brown	147-287	1979
2,281	Taylor Lamb	197-325	2016
2,251	Armani Edwards	167-274	2006
2,189	Zac Thomas	186-291	2020
2,039	Zac Thomas	159-254	2018
2,017	Joe Burchette	166-294	2001

PASSING YARDS — CAREER

10,392	Armani Edwards	768-1,180	2006-09
9,786	Taylor Lamb	754-1,240	2014-17
7,759	Richie Williams	589-947	2002-05
6,979	Zac Thomas	576-914	2017-20
6,533	Steve Brown	437-848	1977-80
6,258	Chase Brice	461-739	2021-22
5,971	Jamal Landry-Jackson	490-765	2010-13
5,427	Joe Burchette	446-796	1999-2002
5,414	D.J. Campbell	476-904	1989-92
5,141	Pat Murphy	338-694	1965-68
5,114	Randy Joyce	449-845	1981-84
3,911	DeAndre Presley	318-522	2008-11
3,757	Joey Aguilar	293-460	2023
3,538	Bake Baker	275-460	1994-97

PASS ATTEMPTS — GAME

Att.	QB (Completions)	Opp.	Year
57	Bake Baker (37)	Liberty	1997
56	DeAndre Presley (31)	Villanova	2010
54	Armani Edwards (28)	Montana	2009
53	Chase Brice (40)	Texas State	2022
52	Randy Joyce (27)	Virginia Tech	1981
51	Zac Thomas (25)	Ga. Southern	2019
50	Bake Baker (29)	Clemson	1997
50	Randy Joyce (24)	W. Kentucky	1984
50	Taylor Lamb (26)	Wake Forest	2017
49	Joe Burchette (23)	Montana	2000
46	Joey Aguilar (28)	James Madison	2023
46	J. Landry-Jackson (32)	Furman	2012
46	J. Landry-Jackson (29)	Wofford	2012
45	J. Landry-Jackson (33)	Illinois State	2012
45	Richie Williams (40)	Furman	2004
45	Joe Burchette (29)	The Citadel	2002
45	Joe Burchette (21)	Furman	2001
45	Bake Baker (23)	Furman	1997
45	Steve Brown (22)	Wake Forest	1980

PASS ATTEMPTS — SEASON

460	Joey Aguilar	293 comp.	2023
406	Jamal Landry-Jackson	268 comp.	2012
390	Chase Brice	242 comp.	2021
378	Armani Edwards	257 comp.	2009
359	Zac Thomas	225 comp.	2019
352	Steve Brown	175 comp.	1980
350	Richie Williams	234 comp.	2004
349	Chase Brice	219 comp.	2022
347	Bake Baker	207 comp.	1997
343	DeAndre Presley	210 comp.	2010
338	Richie Williams	211 comp.	2005
337	Taylor Lamb	206 comp.	2017
333	Kameron Bryant	237 comp.	2013
325	Taylor Lamb	197 comp.	2016
306	Armani Edwards	196 comp.	2008
302	Randy Joyce	153 comp.	1984

PASS ATTEMPTS — CAREER

1,240	Taylor Lamb	754 comp.	2014-17
1,180	Armani Edwards	768 comp.	2006-09
947	Richie Williams	589 comp.	2002-05
914	Zac Thomas	576 comp.	2017-20
904	D.J. Campbell	476 comp.	1989-92
848	Steve Brown	437 comp.	1977-80
845	Randy Joyce	449 comp.	1981-84
796	Joe Burchette	466 comp.	1999-2002
765	Jamal Landry-Jackson	436 comp.	2010-13
739	Chase Brice	461 comp.	2021-22
694	Pat Murphy	338 comp.	1965-68
611	Todd Payton	308 comp.	1984-87

PASS COMPLETIONS — GAME

40	Chase Brice (53 att.)	Texas State	2022
40	Richie Williams (45 att.)	Furman	2004
37	Bake Baker (57 att.)	Liberty	1997
33	Kameron Bryant (43 att.)	Wofford	2013
33	J. Landry-Jackson (45 att.)	Illinois State	2012
32	J. Landry-Jackson (46 att.)	Furman	2012
31	DeAndre Presley (56 att.)	Villanova	2010
31	Richie Williams (40 att.)	Wofford	2004
29	J. Landry-Jackson (46 att.)	Wofford	2012
29	J. Landry-Jackson (44 att.)	Furman	2011
29	Armani Edwards (41 att.)	S.C. State	2008

29	Richie Williams (43 att.)	Elon	2004
29	Joe Burchette (45 att.)	The Citadel	2002
29	Bake Baker (50 att.)	Clemson	1997

PASS COMPLETIONS — SEASON

293	Joey Aguilar	460 att.	2023
268	Jamal Landry-Jackson	406 att.	2012
267	Armani Edwards	378 att.	2009
242	Chase Brice	390 att.	2021
237	Kameron Bryant	333 att.	2013
234	Richie Williams	350 att.	2004
225	Zac Thomas	359 att.	2019
219	Chase Brice	349 att.	2022
211	Richie Williams	338 att.	2005
210	DeAndre Presley	343 att.	2010
207	Bake Baker	347 att.	1997
206	Taylor Lamb	337 att.	2017
197	Taylor Lamb	325 att.	2018
196	Armani Edwards	302 att.	2008
186	Zac Thomas	291 att.	2020
181	Taylor Lamb	295 att.	2014
175	Steve Brown	352 att.	1980

PASS COMPLETIONS — CAREER

768	Armani Edwards	1,180 att.	2006-09
754	Taylor Lamb	1,240 att.	2014-17
589	Richie Williams	947 att.	2002-05
576	Zac Thomas	914 att.	2017-20
490	Jamal Landry-Jackson	765 att.	2010-13
476	D.J. Campbell	904 att.	1989-92
466	Joe Burchette	796 att.	1999-2002
461	Chase Brice	739 att.	2021-22
449	Randy Joyce	845 att.	1981-84
437	Steve Brown	848 att.	1977-80
338	Pat Murphy	694 att.	1965-68
318	DeAndre Presley	522 att.	2008-11

COMPLETION PERCENTAGE — GAME (MIN. 10 COMP.)

1.000	Zac Thomas (14-14)	Charlotte	2018
.952	Logan Hallock (20-21)	W. Carolina	2012
.895	Armani Edwards (17-19)	Wofford	2008
.889*	Richie Williams (40-45)	Furman	2004
.875	Armani Edwards (21-24)	Elon	2009
.875	Armani Edwards (14-16)	Richmond	2007

* NCAA Division I-AA/FCS record (min. 40 comp.)

COMPLETION PERCENTAGE — SEASON (MIN. 100 COMP.)

.712	Kameron Bryant	237-333	2013
.680	Armani Edwards	257-378	2009
.669	Richie Williams	234-350	2004
.667	Armani Edwards	148-222	2007
.660	Jamal Landry-Jackson	268-406	2012

COMPLETION PERCENTAGE — CAREER (MIN. 250 COMP.)

.692	Kameron Bryant	261-377	2012-14
.651	Armani Edwards	768-1,180	2006-09
.641	Jamal Landry-Jackson	490-765	2010-13
.637	Joey Aguilar	293-460	2023
.630	Zac Thomas	576-914	2017-20
.624	Chase Brice	461-739	2021-22
.622	Richie Williams	589-947	2002-05
.609	DeAndre Presley	318-522	2008-11
.608	Taylor Lamb	754-1,240	2014-17

CONSECUTIVE COMPLETIONS

28	Richie Williams	Furman	2004
----	-----------------	--------	------

TOUCHDOWN PASSES — GAME

6	Chase Brice	North Carolina	2022
5	Taylor Lamb	Savannah State	2010
5	DeAndre Presley	The Citadel	2010
5	Armani Edwards	Wofford	2008
5	Richie Williams	Northwestern St.	2004
5	Pat Murphy	Wofford	1968
5	Pat Murphy	Presbyterian	1967
4	Joey Aguilar	Ga. Southern	2023
4	Joey Aguilar	Southern Miss	2023
4	Joey Aguilar	Gardner-Webb	2023
4	Chase Brice	The Citadel	2022
4	Chase Brice	WKU (bowl)	2021
4	Chase Brice	ULM	2021
4	Zac Thomas	Troy	2020
4	Zac Thomas	Arkansas State	2020
4	Zac Thomas	Troy	2019
4	Zac Thomas	Georgia State	2019
4	Taylor Lamb	ULM	2017
4	Taylor Lamb	Louisiana	2017
4	Taylor Lamb	Texas State	2016
4	Taylor Lamb	Old Dominion	2015
4	Taylor Lamb	Arkansas State	2015
4	Jamal Landry-Jackson	Elon	2012
4	Jamal Landry-Jackson	Elon	2011
4	DeAndre Presley	Jacksonville	2010
4	Armani Edwards	S.C. State	2008
4	Armani Edwards	The Citadel	2008
4	Richie Williams	Chattanooga	2004
4	Richie Williams	E. Kentucky	2004
4	Richie Williams	Elon	2003
4	Joe Burchette	VMI	2002
4	Joe Burchette	W. Carolina	2000

TOUCHDOWN PASSES — SEASON

33	Joey Aguilar	2023
31	Taylor Lamb	2015
30	Armani Edwards	2008
28	Zac Thomas	2019
27	Chase Brice	2022
27	Chase Brice	2021
27	Taylor Lamb	2017
27	Richie Williams	2004
24	Pat Murphy	1968
21	Zac Thomas	2018
21	Jamal Landry-Jackson	2012
21	DeAndre Presley	2010
20	Zac Thomas	2020
20	Richie Williams	2005
18	Bake Baker	1997
17	Taylor Lamb	2014
17	Armani Edwards	2007

TOUCHDOWN PASSES — CAREER

90	Taylor Lamb	2014-17
74	Armani Edwards	2006-09

69	Zac Thomas	2017-20
59	Richie Williams	2002-05
54	Chase Brice	2021-22
46	Joe Burchette	1999-2002
46	Pat Murphy	1965-68

PASSES HAD INTERCEPTED — GAME

6	D.J. Campbell	Marshall	1990
5	Armani Edwards	Richmond	2008
5	Phil Coccoletti	North Alabama	1973
5	Pat Murphy	Emory & Henry	1966

PASSES HAD INTERCEPTED — SEASON

16	Steve Brown	1979
15	Steve Brown, Randy Joyce	1980, 1981

PASSES HAD INTERCEPTED — CAREER

39	Pat Murphy	1965-68
36	Steve Brown	1977-80
34	Randy Joyce	1981-84

PASSING YARDS PER GAME — SEASON

310.9	Richie Williams	3,109/10g	2004
274.2	Armani Edwards	3,291/12g	2009
273.2	J. Landry-Jackson	3,278/12g	2012
268.4	Joey Aguilar	3,757/14g	2023
243.4	Chase Brice	2,921/12g	2022
238.4	Chase Brice	3,337/14g	2021
233.0	Pat Murphy	2,330/10g	1968
231.8	Bake Baker	2,550/11g	1997

PASSING YARDS PER GAME — CAREER

240.7	Chase Brice	6,258/26g	2021-22
203.8	Armani Edwards	10,392/51g	2006-09
198.0	Steve Brown	6,533/33g	1977-80
191.9	Taylor Lamb	9,786/51g	2014-17
180.4	Richie Williams	7,759/43g	2002-05
168.5	Bake Baker	3,538/21g	1994-97
166.2	Zac Thomas	6,979/41g	2017-20
164.8	Kameron Bryant	6,976/42g	2013-14
161.1	Joe Burchette	6,209/41g	1999-02

200-YARD PASSING GAMES — SEASON

13	Joey Aguilar	2023
10	Jamal Landry-Jackson	2012
10	Armani Edwards	2009
9	Chase Brice	2021
9	Richie Williams	2004
8	Chase Brice	2022
8	Steve Brown	1980
7	Jamal Landry-Jackson	2011
7	Pat Murphy	1968
6	Zac Thomas	2020
6	Zac Thomas	2019
6	Taylor Lamb	2014
6	Kameron Bryant	2013
6	DeAndre Presley	2010
6	Armani Edwards	2008
6	Richie Williams	2005
6	Bake Baker	1997

200-YARD PASSING GAMES — CAREER

24	Armani Edwards	2006-09
21	Taylor Lamb	2014-17
18	Jamal Landry-Jackson	2010-13
18	Richie Williams	2002-05
17	Chase Brice	2021-22
17	Steve Brown	1977-80
16	Zac Thomas	2017-20
13	Joey Aguilar	2023
13	Joe Burchette	1999-2002



Armanti Edwards



Richie Williams

300-YARD PASSING GAMES

Date	Player	Opponent	Yards	Att.	Comp.
1) Nov. 29, 2008	Armanti Edwards	South Carolina State	433	41	29
2) Oct. 21, 2017	Taylor Lamb	Coastal Carolina	427	23	39
3) Oct. 17, 2009	Armanti Edwards	Wofford	415	34	27
4) Oct. 9, 2004	Richie Williams	Furman	413	45	40
5) Oct. 30, 2004	Richie Williams	Chattanooga	410	37	21
6) Nov. 6, 2004	Richie Williams	Elon	408	43	29
Sept. 27, 1980	Steve Brown	East Tennessee State	408	38	26
8) Oct. 23, 2004	Richie Williams	Wofford	405	40	31
9) Oct. 11, 2014	Taylor Lamb	Liberty	397	31	20
10) Oct. 8, 2022	Chase Brice	Texas State	395	40	53
11) Oct. 28, 2023	Joey Aguilar	Southern Miss	391	23	33
12) Nov. 3, 2012	Jamal Londry-Jackson	Georgia Southern	383	34	21
13) Oct. 26, 2013	Kameron Bryant	Georgia Southern	381	27	33
14) Nov. 11, 2000	Joe Burchette	Western Carolina	379	37	25
15) Dec. 1, 2012	Jamal Londry-Jackson	Illinois State	373	45	33
16) Sept. 23, 2017	Taylor Lamb	Wake Forest	372	26	50
17) Nov. 22, 1997	Bake Baker	Liberty	370	57	37
18) Sept. 25, 2004	Richie Williams	Northwestern State	368	40	22
19) Oct. 31, 2008	Armanti Edwards	Wofford	367	19	17
Dec. 3, 2005	Richie Williams	Southern Illinois	367	28	20
21) Sept. 3, 2022	Chase Brice	North Carolina	361	25	36
Dec. 4, 2010	DeAndre Presley	Villanova	361	56	31
23) Sept. 28, 2002	Joe Burchette	The Citadel	357	45	29
24) Oct. 31, 2009	Armanti Edwards	Furman	355	36	25
25) Dec. 12, 2009	Armanti Edwards	Montana	353	54	28
26) Dec. 5, 1998	David Reaves	Northwestern State	349	39	23
27) Oct. 20, 2021	Chase Brice	Coastal Carolina	347	28	18
28) Oct. 4, 1997	Bake Baker	East Tennessee State	346	39	24
29) Nov. 2, 2002	Joe Burchette	Chattanooga	344	40	26
Nov. 2, 1968	Pat Murphy	Wofford	344	33	16
31) Sept. 30, 1978	Steve Brown	Furman	343	41	22
32) Sept. 4, 2010	DeAndre Presley	Chattanooga	340	29	22
33) Nov. 4, 2017	Taylor Lamb	ULM	339	20	29
34) Sept. 30, 2023	Joey Aguilar	ULM	335	27	39
35) Oct. 17, 1981	Randy Joyce	VMI	334	33	24
36) Nov. 10, 2012	Jamal Londry-Jackson	Furman	332	46	32
37) Nov. 23, 1996	Bake Baker	VMI	330	25	19
Nov. 19, 1988	Bobby Fuller	Wake Forest	330	33	21
39) Oct. 13, 1979	Steve Brown	VMI	328	38	19
40) Sept. 9, 2017	Taylor Lamb	Savannah State	327	12	15
41) Oct. 3, 2009	Armanti Edwards	The Citadel	327	29	22
42) Oct. 2, 2021	Chase Brice	Georgia State	326	28	20
Nov. 29, 2019	Zac Thomas	Troy	326	28	34
44) Dec. 6, 2008	Armanti Edwards	Richmond	323	41	26
45) Nov. 5, 2015	Taylor Lamb	Arkansas State	321	22	35
46) Oct. 24, 2009	Armanti Edwards	Georgia Southern	320	34	26
47) Sept. 11, 2004	Richie Williams	Eastern Kentucky	319	29	23
48) Nov. 18, 2023	Joey Aguilar	James Madison	318	28	46
Dec. 9, 2000	Joe Burchette	Montana	318	49	23
50) Dec. 18, 2021	Chase Brice	WKU (bowl)	317	23	15
Sept. 15, 1979	Steve Brown	Virginia Tech	317	42	20
52) Oct. 10, 2015	Taylor Lamb	Georgia State	314	21	27
53) Nov. 5, 2011	Jamal Londry-Jackson	Furman	312	44	29
54) Oct. 7, 2006	Armanti Edwards	Chattanooga	311	14	12
55) Oct. 19, 2013	Kameron Bryant	Furman	307	32	40
Oct. 11, 2008	Armanti Edwards	Samford	307	29	22
57) Oct. 20, 2001	Joe Burchette	Wofford	306	25	20
58) Oct. 10, 2023	Joey Aguilar	Coastal Carolina	305	18	31
Nov. 16, 2013	Kameron Bryant	Wofford	305	33	43
60) Oct. 6, 2012	Jamal Londry-Jackson	Elon	304	29	20
61) Oct. 17, 1998	David Reaves	Georgia Southern	302	37	21
Oct. 11, 1997	Bake Baker	Furman	302	45	23
Oct. 24, 1981	Randy Joyce	Virginia Tech	302	52	27
64) Sept. 1, 2012	Jamal Londry-Jackson	East Carolina	300	40	23

YEAR-BY-YEAR PASSING LEADERS

Year	Player	Yds	Att	Comp	Int	TD
1957	DeWayne Miller	211	49	17	0	0
1958	Tommy Wilson	469	98	34	5	0
1959	Tommy Wilson	528	96	44	8	0
1960	Tommy Wilson	482	112	39	6	0
1961	Eugene Styles	611	110	45	0	0
1962	Guy Flynt	345	61	24	0	0
1963	Dennis Saunders	414	56	20	0	0
1964	Guy Flynt	587	108	39	0	0
1965	Pat Murphy	215	55	20	4	1
1966	Pat Murphy	872	145	62	14	7
1967	Pat Murphy	1,724	219	111	12	15
1968	Pat Murphy	2,330	275	145	9	23
1969	Hal Queen	1,528	197	90	14	12
1970	Hal Queen	425	92	37	5	2
1971	Steve Loflin	735	123	34	5	6
1972	Steve Loflin	1,247	166	72	10	15
1973	Phil Coccioletti	1,079	146	67	14	5
1974	Phil Coccioletti	506	76	36	4	1
1975	Robby Price	1,036	137	65	9	6
1976	Robby Price	402	57	25	7	1
1977	Robby Price	686	116	42	7	4
1978	Steve Brown	1,682	204	114	5	13
1979	Steve Brown	2,307	287	147	16	15
1980	Steve Brown	2,537	352	175	15	13
1981	Randy Joyce	1,871	275	157	15	9
1982	Stan Goodson	1,741	300	150	13	12
1983	Randy Joyce	1,564	241	131	8	6
1984	Randy Joyce	1,615	302	153	8	9
1985	Todd Payton	1,162	210	156	6	3
1986	Todd Payton	1,013	150	75	6	7
1987	Todd Payton	814	174	82	6	3
1988	Bobby Fuller	1,668	217	115	7	16
1989	D.J. Campbell	1,101	205	106	7	10
1990	D.J. Campbell	1,145	221	106	12	2
1991	D.J. Campbell	1,429	240	137	4	7
1992	D.J. Campbell	1,739	238	127	9	13
1993	Scott Satterfield	843	129	78	6	0
1994	Scott Satterfield	1,495	192	102	11	8
1995	Scott Satterfield	1,166	169	95	5	7
1996	Bake Baker	948	111	68	1	4
1997	Bake Baker	2,550	347	207	11	18
1998	David Reaves	1,280	160	92	7	4
1999	David Reaves	1,033	145	85	6	6
2000	Joe Burchette	1,414	207	127	6	13
2001	Joe Burchette	1,017	294	166	11	16
2002	Joe Burchette	1,949	284	168	8	15
2003	Richie Williams	1,621	204	120	5	14
2004	Richie Williams	3,109	350	234	10	24
2005	Richie Williams	2,809	338	211	4	20
2006	Armanti Edwards	2,251	274	167	10	15
2007	Armanti Edwards	1,948	222	148	7	17
2008	Armanti Edwards	2,902	306	196	9	30
2009	Armanti Edwards	3,291	378	257	7	12
2010	DeAndre Presley	2,631	343	210	7	21
2011	Jamal Londry-Jackson	2,001	262	161	8	15
2012	Jamal Londry-Jackson	3,278	406	268	8	21
2013	Kameron Bryant	2,713	333	237	4	14
2014	Taylor Lamb	2,381	295	181	9	17
2015	Taylor Lamb	2,387	283	170	9	31
2016	Taylor Lamb	2,281	325	197	8	15
2017	Taylor Lamb	2,737	337	206	6	27
2018	Zac Thomas	2,039	254	159	6	21
2019	Zac Thomas	2,718	359	225	6	28
2020	Zac Thomas	2,189	291	186	11	20
2021	Chase Brice	3,337	242	390	11	27
2022	Chase Brice	2,921	219	349	6	27
2023	Joey Aguilar	3,757	293	460	10	33

TOTAL OFFENSE — GAME

517	Richie Williams (56 att.)	Chattanooga	2004
495	Armani Edwards (47 att.)	Richmond	2007
481	Armani Edwards (60 att.)	S.C. State	2008
461	Armani Edwards (49 att.)	Furman	2009
452	Taylor Lamb (46 att.)	C. Carolina	2017
448	Richie Williams (50 att.)	Elon	2004
440	Armani Edwards (33 att.)	Wofford	2008
440	Richie Williams (58 att.)	Furman	2004
439	Armani Edwards (41 att.)	The Citadel	2007
432	Armani Edwards (48 att.)	Wofford	2009
415	Taylor Lamb (37 att.)	Liberty	2014
415	Steve Brown (40 att.)	E. Tenn. State	1980

TOTAL OFFENSE — SEASON

4,002	Joey Aguilar	541 att.	2023
3,970	Armani Edwards	515 att.	2009
3,843	Armani Edwards	499 att.	2008
3,745	Richie Williams	502 att.	2005
3,670	DeAndre Presley	505 att.	2010
3,606	Jamal Londry-Jackson	520 att.	2012
3,536	Armani Edwards	459 att.	2007
3,498	Chase Brice	461 att.	2021
3,404	Armani Edwards	462 att.	2006
3,393	Richie Williams	487 att.	2004
3,321	Taylor Lamb	415 att.	2017
3,158	Zac Thomas	463 att.	2019
3,038	Chase Brice	420 att.	2022
2,871	Kameron Bryant	424 att.	2013
2,864	Taylor Lamb	373 att.	2014

TOTAL OFFENSE — CAREER

14,753	Armani Edwards	1,935 att.	2006-09
11,794	Taylor Lamb	1,570 att.	2014-17
9,370	Richie Williams	1,411 att.	2002-05
8,280	Zac Thomas	1,301 att.	2017-20
7,129	Steve Brown	1,160 att.	1977-80
6,718	Jamal Londry-Jackson	1,009 att.	2010-13
6,536	Chase Brice	881 att.	2021-22
6,182	D.J. Campbell	1,335 att.	1989-92
5,731	Joe Burchette	1,000 att.	1999-2002
5,540	DeAndre Presley	650 att.	2008-11
5,163	Pat Murphy	837 att.	1965-68
4,861	Scott Satterfield	849 att.	1992-95

TOTAL OFFENSE PER GAME — SEASON

339.3	Richie Williams	3,393/10g	2004
330.8	Armani Edwards	3,970/12g	2009
321.5	Armani Edwards	3,536/11g	2007
300.5	Jamal Londry-Jackson	3,606/12g	2012
295.6	Armani Edwards	3,843/13g	2008
285.9	Joey Aguilar	4,002/14g	2023
282.3	DeAndre Presley	3,670/13g	2010
255.4	Taylor Lamb	3,321/13g	2017
253.2	Chase Brice	3,038/12g	2022
249.9	Chase Brice	3,488/14g	2021
249.7	Richie Williams	3,745/15g	2005
239.9	Bake Baker	2,617/11g	1997
239.3	Kameron Bryant	2,871/12g	2013
238.7	Taylor Lamb	2,864/12g	2014

TOTAL OFFENSE PER GAME — CAREER

289.3	Armani Edwards	14,753/51g	2006-09
251.4	Chase Brice	6,536/26g	2021-22
231.3	Taylor Lamb	11,794/51g	2014-17
217.9	Richie Williams	9,370/43g	2002-05
216.0	Steve Brown	7,129/33g	1977-80

TOUCHDOWNS RESPONSIBLE FOR — GAME

7	Armani Edwards	Richmond	2007
6	Chase Brice	North Carolina	2022
6	Armani Edwards	Furman	2009
6	Armani Edwards	Wofford	2008
6	Armani Edwards	The Citadel	2008
6	Richie Williams	Chattanooga	2004
6	Pat Murphy	Wofford	1968

TOUCHDOWNS RESPONSIBLE FOR — SEASON

41	Armani Edwards	2008
38	Armani Edwards	2007
36	Joey Aguilar	2023
36	Taylor Lamb	2015
35	Zac Thomas	2019
35	DeAndre Presley	2010
32	Taylor Lamb	2017
32	Richie Williams	2004

TOUCHDOWNS RESPONSIBLE FOR — CAREER

139	Armani Edwards	2006-09
113	Taylor Lamb	2014-17
88	Zac Thomas	2017-20
81	Richie Williams	2002-05
52	DeAndre Presley	2008-11
66	Kevin Richardson	2004-07

250-YARD TOTAL OFFENSE GAMES — SEASON

10	Joey Aguilar	2023
10	Jamal Londry-Jackson	2012
10	Armani Edwards	2008
9	DeAndre Presley	2010
9	Armani Edwards	2009
9	Armani Edwards	2007



Armani Edwards



John Settle



Steve Brown



DaVon Fowlkes

250-YARD TOTAL OFFENSE GAMES — CAREER

35	Armani Edwards	2006-09
19	Taylor Lamb	2014-17
17	Jamal Londry-Jackson	2010-13
14	Chase Brice	2021-22
14	Zac Thomas	2017-20
14	Richie Williams	2002-05
11	Steve Brown	1977-80
10	Joey Aguilar	2023-
10	DeAndre Presley	2008-11

CONSECUTIVE 250-YD TOTAL OFFENSE GAMES

8	Joey Aguilar	2023
7	Jamal Londry-Jackson	2011
5	Jamal Londry-Jackson	2012
5	Armani Edwards	2009
5	Armani Edwards	2008
5	Armani Edwards	2008
5	Armani Edwards	2008
5	Armani Edwards	2007

300-YARD TOTAL OFFENSE GAMES — SEASON

8	Armani Edwards	2009
7	Armani Edwards	2008
7	Richie Williams	2004
6	Joey Aguilar	2023
6	Jamal Londry-Jackson	2012
6	Armani Edwards	2007
6	Richie Williams	2005

300-YARD TOTAL OFFENSE GAMES — CAREER

24	Armani Edwards	2006-09
13	Taylor Lamb	2014-17
13	Richie Williams	2002-05
10	Jamal Londry-Jackson	2010-13
8	Zac Thomas	2017-20
6	Joey Aguilar	2023-
6	Steve Brown	1977-80
6	DeAndre Presley	2008-11

400-YARD TOTAL OFFENSE GAMES — SEASON

4	Armani Edwards	2009
4	Richie Williams	2004
2	Armani Edwards	2008
2	Armani Edwards	2007

400-YARD TOTAL OFFENSE GAMES — CAREER

8	Armani Edwards	2006-09
5	Richie Williams	2002-05

500-YARD TOTAL OFFENSE GAMES — CAREER

1	Richie Williams	2004/2002-05
---	-----------------	--------------

ALL-PURPOSE YARDS — GAME

343	DaVon Fowlkes (16 att.)	N'Western St.	2004
342	DaVon Fowlkes (21 att.)	Elon	2004
322	John Settle (46 att.)	Marshall	1986

ALL-PURPOSE YARDS — SEASON

2,313*	DaVon Fowlkes	152 att.	2004
2,102	John Settle	373 att.	1986
2,064	Darrynton Evans	292 att.	2019

* NCAA champion

ALL-PURPOSE YARDS — CAREER

6,151	Kevin Richardson	1,032 att.	2004-07
6,114	Marcus Cox	992 att.	2013-16
5,565	John Settle	1,026 att.	1983-86
5,017	DaVon Fowlkes	375 att.	2001-04

ALL-PURPOSE PLAYS — GAME

46	John Settle-322 yds.	Marshall	1986
----	----------------------	----------	------

ALL-PURPOSE PLAYS — SEASON

373	John Settle	2,102 yds.	1986
-----	-------------	------------	------

ALL-PURPOSE PLAYS — CAREER

1,032	Kevin Richardson	6,151 yds.	2004-07
-------	------------------	------------	---------

ALL-PURPOSE YARDS PER GAME — SEASON


210.3	DaVon Fowlkes	2,313/11g	2004
-------	---------------	-----------	------

ALL-PURPOSE YARDS PER GAME — CAREER

135.9	Marcus Cox	6,114/45g	2013-2016
126.5	John Settle	5,565/44g	1983-86



Taylor Lamb



Zac Thomas

350-YARD TOTAL OFFENSE GAMES

Table with 6 columns: Date, Player, Opponent, Yards, Att. Lists 50 games where a player reached 350 total offense yards.

YEAR-BY-YEAR TOTAL OFFENSE

LEADERS

Table with 5 columns: Year, Player, Att., Rush, Pass, Total. Lists total offense leaders for each year from 1957 to 2023.



Kevin Richardson



Julian Rauch



Jay Sutton



Jason Vitaris

YEAR-BY-YEAR SCORING LEADERS

Year	Player	TD	FG	XP	Pts
1957	Claude Midkiff	4	0	4	28
1958	Ansel Glendenning	5	0	0	30
1959	Ansel Glendenning	5	0	7	37
1960	Sherrill Norville	4	0	1	26
1961	Don Gardiner	7	1	5	50
1962	Joe Hightower	4	0	1	26
1963	Jim Hayes	7	0	0	42
1964	Larry Lawing	12	0	2	74
1965	Jack Underwood	0	3	12	21
1966	Jack Roten	7	0	0	42
1967	Dwight Kerr	12	0	0	72
1968	Bob Agle	13	0	0	78
1969	Dwight Kerr	11	0	0	66
1970	David Need	7	0	0	42
1971	Clayton Deskins	12	0	0	42
1972	Richard Agle	9	0	0	54
1973	Greg Clark	0	2	21	27
1974	Jerry Harmon	0	10	19	49
1975	Gary Davis	0	15	36	81
1976	Gary Davis	0	9	32	59
1977	Emmitt Hamilton	13	0	0	78
1978	Scott McConnell	14	0	2	88
1979	Rick Beasley	12	0	0	72
1980	Mark French	0	11	26	59
1981	Mark French	0	9	27	54
1982	Stan Goodson	2	6	28	58
1983	Alvin Parker	8	0	0	48
1984	John Settle	6	0	0	36
1985	John Settle	14	0	1	86
1986	John Settle	20	0	0	120
1987	Bjorn Nittmo	0	17	22	73
1988	Bjorn Nittmo	0	18	32	86
1989	Ritchie Melchor	11	0	2	70
1990	Jay Millson	0	10	19	49
1991	Jay Millson	0	11	21	54
1992	Jay Millson	0	8	28	52
1993	Scott Satterfield	8	0	0	48
1994	Jay Sutton	0	11	38	71
1995	Jay Sutton	0	16	39	87
1996	Damon Scott	17	0	0	102
1997	Gerard Hardy	11	0	0	66
1998	Terrence McCall	8	0	0	48
1999	Neil Cornatzer	12	0	0	72
2000	Troy Albea	8	0	2	50
2001	Jimmy Watkins	9	0	0	54
2002	Mark Wright	0	15	28	73
2003	Erik Rockhold	0	9	23	50
2004	DaVon Fowlkes	16	0	0	96
2005	Kevin Richardson	21	0	0	126
2006	Kevin Richardson	31	0	0	186
2007	Julian Rauch	0	17	76	127
2008	Jason Vitaris	0	8	64	88
2009	Jason Vitaris	0	19	58	115
2010	Jason Vitaris	0	11	55	88
2011	Brian Quick	11	0	0	66
2012	Steven Miller	15	0	0	90
2013	Marcus Cox	21	0	0	126
2014	Marcus Cox	19	0	0	114
2015	Zach Matics	0	14	61	103
2016	Michael Rubino	0	15	47	92
2017	Jalin Moore	13	0	0	78
2018	Chandler Staton	0	12	61	97
2019	Darrynton Evans	24	0	0	144
2020	Chandler Staton	0	13	51	90
2021	Chandler Staton	0	20	57	117
2022	Michael Hughes	0	9	50	77
2023	Michael Hughes	0	19	54	111

MOST POINTS — GAME

32	Len Wilson (5td/2xp)	Guilford	1936
30	Camerun Peoples (5td)	N. Texas (bowl)	2020
30	John Settle (5td)	Davidson	1986
24	Daetrich Harrington (4td)	Campbell	2020
24	Thomas Hennigan (4td)	Louisiana	2017
24	Armant Edwards (4td)	Furman	2009
24	Kevin Richardson (4td)	Gardner-Webb	2007
24	Kevin Richardson (4td)	Massachusetts	2006
24	Kevin Richardson (4td)	Montana State	2006
24	Kevin Richardson (4td)	Furman	2006
24	DaVon Fowlkes (4td)	N'Western St.	2004
24	Jimmy Watkins (4td)	William & Mary	2001
24	Alvin Parker (4td)	Lenoir-Rhyne	1981
24	Clayton Deskins (4td)	Catawba	1971
24	Bob Agle (4td)	Wofford	1968
24	Jack Roten (4td)	Newberry	1968
24	Herman Bryson (4td)	Elon	1948

MOST POINTS — SEASON

186	Kevin Richardson	31td	2006
144	Darrynton Evans	24td	2019
127	Julian Rauch	17fg/76xp	2007
126	Marcus Cox	21td	2013
126	Armant Edwards	21td	2007
126	Kevin Richardson	21td	2007
126	Kevin Richardson	21td	2005
120	John Settle	20td	1986
117	Chandler Staton	20fg/57xp	2021
115	Jason Vitaris	19fg/58xp	2009
114	Marcus Cox	19td	2014
114	Devon Moore	19td	2009

MOST POINTS — CAREER

464	Chandler Staton^	64fg/272xp	2017-21
444	Kevin Richardson	74td	2004-07
392	Armant Edwards	65td/2xp	2006-09
373	Julian Rauch	42fg/247xp	2004-07
366	Marcus Cox	61td	2013-16
293	Jason Vitaris	27fg/124xp	2007-10
268	John Settle	44td/2xp	1983-86
250	Damon Scott	41td/2xp	1993-96
250	Bjorn Nittmo	55fg/85xp	1985-88
240	Devon Moore	40td	2006-10
219	Jay Sutton	40fg/99xp	1993-96

^ Played 5 full seasons because of 2020 COVID allowance

MOST KICKING POINTS — GAME

21	Drew Stewart (6fg/3xp)	W. Carolina	2011
16	Michael Hughes (4fg/4xp)	Ga. So. (20T)	2022
15	Bjorn Nittmo (4fg/3xp)	Gardner-Webb	1988
15	Bjorn Nittmo (4fg/3xp)	The Citadel	1986

MOST KICKING POINTS — SEASON

127	Julian Rauch	17fg/76xp	2007
117	Chandler Staton	20fg//57xp	2021
115	Jason Vitaris	19fg/58xp	2009
111	Michael Hughes	19fg/54xp	2023
105	Chandler Staton	11fg/72xp	2019
99	Julian Rauch	10fg/69xp	2006
97	Chandler Staton	12fg/61xp	2018
90	Chandler Staton	13fg/51xp	2020
88	Jason Vitaris	11fg/55xp	2010
88	Jason Vitaris	8fg/64xp	2008

MOST KICKING POINTS — CAREER

464	Chandler Staton^	64fg/272xp	2017-21
373	Julian Rauch	42fg/247xp	2004-07
293	Jason Vitaris	38fg/179xp	2007-10
250	Bjorn Nittmo	55fg/85xp	1985-88
219	Jay Sutton	40fg/99xp	1993-96
214	Jay Millson	41fg/91xp	1989-92

^ Played 5 full seasons because of 2020 COVID allowance



FIELD GOALS - GAME table with columns for player, team, and year.

FIELD GOALS - SEASON table with columns for player, goals, and year.

FIELD GOALS - CAREER table with columns for player, goals, and years.

FIELD GOALS ATTEMPTED - GAME table with columns for player, team, and year.

FIELD GOALS ATTEMPTED - SEASON table with columns for player, attempts, and year.

FIELD GOALS ATTEMPTED - CAREER table with columns for player, attempts, and years.

CONSECUTIVE FIELD GOALS MADE table with columns for player, streak, and year.

FIELD GOALS PERCENTAGE - SEASON (MIN. 10 MADE) table with columns for player, percentage, and year.

FG PERCENTAGE - CAREER (MIN. 20 MADE) table with columns for player, percentage, and years.

LONGEST FIELD GOAL MADE table with columns for player, distance, and year.

LONGEST FIELD GOAL ATTEMPTED table with columns for player, distance, and year.

EXTRA POINTS - GAME table with columns for player, team, and year.



Bjorn Nittmo and Chandler Staton

EXTRA POINTS - SEASON table with columns for player, points, and year.

EXTRA POINTS - CAREER table with columns for player, points, and years.

EXTRA POINTS ATTEMPTED - GAME table with columns for player, team, and year.

EXTRA POINTS ATTEMPTED - SEASON table with columns for player, attempts, and year.

EXTRA POINTS ATTEMPTED - CAREER table with columns for player, attempts, and years.

CONSECUTIVE EXTRA POINTS - GAME table with columns for player, team, and year.

CONSECUTIVE EXTRA POINTS - SEASON table with columns for player, points, and year.

CONSECUTIVE EXTRA POINTS - CAREER table with columns for player, points, and years.

EXTRA PT PERCENTAGE - SEASON (MIN. 25 ATT.) table with columns for player, percentage, and year.

EXTRA POINT PERCENTAGE - CAREER (MIN. 90 ATT.) table with columns for player, percentage, and years.

YEAR-BY-YEAR KICKING LEADERS (FGs CONVERTED)

Large table showing year-by-year kicking leaders with columns for Year, Player, Made, Att., Pct., and Long.



Clayton Deskins



CoCo Hillary

KICKOFF RETURN YARDS — GAME

191	Jack Roten (7 att.)	SE Louisiana	1965
-----	---------------------	--------------	------

KICKOFF RETURN YARDS — SEASON

1,030	CoCo Hillary	43 att.	2007
781	Jalen Virgil	26 att.	2021
733	Travis Cadet	32 att.	2010
701	CoCo Hillary	30 att.	2008
698	Pat Swisher	33 att.	1977
655	Keith Nash	24 att.	1968
654	Tony Washington	31 att.	2013
632	Travis Cadet	26 att.	2011
629	Tony Washington	23 att.	2012
620	Milan Tucker	22 att.	2022
601	Jimmy Watkins	20 att.	2000
586	Clayton Deskins	22 att.	1970

KICKOFF RETURN YARDS — CAREER

2,301	CoCo Hillary	97 att.	2007-10
1,869	Clayton Deskins	76 att.	1968-71
1,750	Devon Ford	85 att.	1973-76
1,445	Jermame Little	57 att.	2001-05
1,439	Darrynton Evans	56 att.	2016-19
1,376	Travis Cadet	34 att.	2009-11
1,316	Milan Tucker	52 att.	2021-23
1,289	Tony Washington	55 att.	2010-13
1,142	Jalen Virgil^	36 att.	2019-21
1,134	Keith Isom	50 att.	1984-87
1,043	Craig Styron	52 att.	1990-92
943	Charles Fowler	37 att.	1976-79
933	Ike Lewis	38 att.	2014-17
772	Jimmy Watkins	29 att.	2000-01

KICKOFF RETURNS — GAME

7	Travis Cadet-120 yds.	Florida	2010
7	CoCo Hillary-151 yds.	Michigan	2007
7	Dexter Jackson-126 yds.	Chattanooga	2004
7	Charles Fowler-146 yds.	Furman	1978
7	Greg Kilday-78 yds.	Chattanooga	1978
7	Jack Roten-191 yds.	SE Louisiana	1965

KICKOFF RETURNS — SEASON

43	CoCo Hillary	1,030 yds.	2007
33	Pat Swisher	698 yds.	1977
32	Travis Cadet	733 yds.	2010
31	Tony Washington	654 yds.	2013
30	CoCo Hillary	701 yds.	2008
28	Devon Ford	561 yds.	1975
26	Jalen Virgil	781 yds.	2021
26	Travis Cadet	632 yds.	2011
26	Clayton Deskins	575 yds.	1969
25	Darrynton Evans	563 yds.	2016
25	Jermame Little	617 yds.	2002
25	Devon Ford	493 yds.	1973

KICKOFF RETURNS — CAREER

97	CoCo Hillary	2,301 yds.	2007-10
85	Devon Ford	1,750 yds.	1973-76
76	Clayton Deskins	1,869 yds.	1968-71
60	Travis Cadet	744 yds.	2009-11
57	Jermame Little	1,445 yds.	2001-05
56	Darrynton Evans	1,439 yds.	2016-19
55	Tony Washington	1,289 yds.	2010-13
52	Milan Tucker	1,316 yds.	2019-23
52	Craig Styron	1,043 yds.	1989-92
50	Keith Isom	1,134 yds.	1984-87
38	Ike Lewis	933 yds.	2014-17
37	Charles Fowler	943 yds.	1978-81
36	Jalen Virgil^	1,142 yds.	2019-21
35	Dexter Jackson	619 yds.	2004-07

YARDS PER KICKOFF RET. — GAME (MIN. 4 ATT.)

33.6	Ike Lewis (5/168)	New Mex. State	2017
33.0	Darrynton Evans (4/132)	Coastal Carolina	2019
31.5	Derek Jenkins (4/126)	Furman	1981

YARDS PER KICKOFF RET. — SEASON (MIN. 20 ATT.)

30.05	Jimmy Watkins	20-601	2000
30.04	Jalen Virgil	26-781	2021
28.2	Milan Tucker	22-620	2022
27.3	Tony Washington	23-629	2012
27.3	Keith Nash	24-655	1968
26.6	Clayton Deskins	22-586	1970
26.4	Charles Fowler	21-555	1978

YARDS PER KICKOFF RET. — CAREER (MIN. 30 ATT.)

31.7	Jalen Virgil^	36-1,142	2019-21
25.7	Darrynton Evans	56-1,439	2016-19
25.5	Charles Fowler	37-943	1978-81
25.3	Milan Tucker	25-1,316	2019-23
25.3	Jermame Little	57-1,455	2001-05
24.6	Clayton Deskins	76-1,869	1968-71
24.5	Ike Lewis	38-933	2014-17
23.7	CoCo Hillary	97-2,301	2007-10
23.4	Tony Washington	55-1,289	2010-13

KICKOFF RETURNS FOR TDS — CAREER (TD YEARS)

3	Jalen Virgil^	2019-21 (2020, 2021 twice)
3	Darrynton Evans	2016-19 (2016, 2018, 2019)
2	Jimmy Watkins	2000-01 (2000 twice)

LONGEST KICKOFF RETURN

100	Jalen Virgil	Miami	2021
100	Jalen Virgil	Ga. Southern	2020
100	Darrynton Evans	Penn State	2018
100	Keith Nash	Lenoir-Rhyne	1968
99	Tony Washington	Wofford	2012
97	Jalen Virgil	Ga. Southern	2021
97*	Darrynton Evans	Louisiana (SBCH)	2018
96	Milan Tucker	Marshall	2022
96*	Don Blue	Liberty	1994
95	CoCo Hillary	Wofford	2007
95	Jimmy Watkins	Wofford	2000
94	Darrynton Evans	Toledo	2016
92	Derek Jenkins	Furman	1981
91	Jimmy Watkins	The Citadel	2000
90	Clayton Deskins	Guilford	1968
84	Dwight Kerr	W. Carolina	1966
81	Daryl Skinner	N'Western St.	1998

KICK (PUNT AND KICK) RETURN YARDS — GAME

213	Devon Ford (172p/41ko)	East Carolina	1974
199	Jimmy Watkins (57p/142ko)	The Citadel	2000

KICK (PUNT AND KICK) RET. YARDS — SEASON

1,085	CoCo Hillary	55p/1,030ko	2007
821	Devon Ford	260p/561ko	1975
805	Travis Cadet	72p/733ko	2010
782	Jimmy Watkins	181p/601ko	2000
773	Tony Washington	144p/629ko	2012

KICK (PUNT AND KICK) RETURN YARDS — CAREER

2,949	Devon Ford	1,199p/1,750ko	1973-76
2,493	Clayton Deskins	624p/1,869ko	1968-71

KICK (PUNT AND KICKOFF) RETURNS — GAME

9	Tony Washington (4p/5ko)	Illinois State	2012
9	Tony Washington (6p/3ko)	Samford	2012
9	Devon Ford (9p/0ko)	Davidson	1974

KICK (PUNT AND KICKOFF) RETURNS — SEASON

53	Devon Ford	31p/22ko	1976
----	------------	----------	------

KICK (PUNT AND KICKOFF) RETURNS — CAREER

190	Devon Ford	105p/85ko	1973-76
139	Clayton Deskins	63p/76ko	1968-71

YEAR-BY-YEAR KICKOFF RETURN

LEADERS

Year	Player	Att.	Yards	Avg.	TD
1966	Jack Roten	16	314	19.6	0
1967	Bill McDonald	18	381	21.2	0
1968	Keith Nash	24	655	27.3	1
1969	Clayton Deskins	26	575	22.1	0
1970	Clayton Deskins	22	586	26.6	1
1971	Clayton Deskins	21	504	24.0	0
1972	Richard Agle	18	322	17.9	0
1973	Devon Ford	25	493	19.7	0
1974	Emmitt Hamilton	14	277	15.1	0
1975	Devon Ford	28	561	20.0	0
1976	Devon Ford	22	491	22.3	0
1977	Pat Swisher	33	698	21.2	0
1978	Charles Fowler	21	555	26.4	0
1979	Charles Fowler	16	388	24.3	0
1980	Derek Jenkins	12	252	21.0	0
1981	Johnny Sowell	12	204	17.0	0
1982	Terrrell Murphy	21	471	22.4	0
1983	John Settle	12	228	19.0	0
1984	Derek Jenkins	10	168	16.8	0
1985	Keith Isom	15	351	23.4	0
1986	Jimmy Armstrong	7	139	19.8	0
	Tim Sanders	7	92	13.1	0
1987	Keith Isom	19	489	25.7	0
1988	Rocky Clay	21	413	19.7	0
1989	Rocky Clay	10	247	24.7	0
1990	Craig Styron	16	285	17.8	0
1991	Craig Styron	11	212	19.3	0
1992	Craig Styron	24	494	20.5	0
1993	Jamie Coleman	7	103	14.7	0
1994	Jamie Coleman	12	284	23.6	0
1995	Gerard Hardy	9	200	22.2	0
	Jamie Coleman	9	284	31.6	0
1996	Desmond Adams	7	147	21.0	0
1997	L.J. Brooks	18	431	23.9	0
1998	Daryl Skinner	13	302	23.2	0
1999	Daryl Skinner	14	322	23.0	0
2000	Jimmy Watkins	20	601	30.0	2
2001	Jermame Little	17	439	25.8	0
2002	Jermame Little	25	617	24.7	0
2003	Derrick Black	18	399	22.2	0
2004	DaVon Fowlkes	18	419	23.3	0
2005	Dexter Jackson	11	189	17.2	0
2006	James Hill	20	401	20.0	0
2007	CoCo Hillary	43	1,030	24.0	1
2008	CoCo Hillary	30	701	23.4	0
2009	CoCo Hillary	21	522	24.9	0
2010	Travis Cadet	32	733	22.9	0
2011	Travis Cadet	26	632	24.3	0
2012	Tony Washington	23	362	27.3	1
2013	Tony Washington	31	654	21.1	0
2014	Ike Lewis	15	304	20.2	0
2015	Bobo Beathard	7	152	21.7	0
2016	Darrynton Evans	25	563	22.5	1
2017	Ike Lewis	22	575	26.1	0
2018	Darrynton Evans	15	490	32.7	1
2019	Darrynton Evans	16	386	24.1	1
2020	Steven Jones Jr.	17	373	21.9	0
2021	Jalen Virgil	26	781	30.0	2
2022	Milan Tucker	22	620	26.5	1
2023	Milan Tucker	23	547	23.8	0

KICKOFF RETURN RECORDS



Devon Ford



Dexter Jackson

YEAR-BY-YEAR PUNT RETURN

LEADERS

Table with columns: Year, Player, Att., Yards, Avg., TD. Lists punt return statistics from 1966 to 2023.

PUNT RETURN YARDS — GAME

172 Devon Ford (4 att.) East Carolina 1974

PUNT RETURN YARDS — SEASON

Table with columns: Yards, Player, Att., Year. Lists season punt return records from 1974 to 2002.

PUNT RETURN YARDS — CAREER

Table with columns: Yards, Player, Att., Year. Lists career punt return records from 2001-04 to 1993-94.

PUNT RETURNS — GAME

9 Devon Ford-146 yds. Davidson 1974

PUNT RETURNS — SEASON

Table with columns: Yards, Player, Year. Lists season punt return records from 2002 to 2005.

PUNT RETURNS — CAREER

Table with columns: Yards, Player, Year. Lists career punt return records from 2001-04 to 1997.

YARDS PER PUNT RETURN — GAME (MIN. 2 ATT.)

77.0 Dexter Jackson (2-154) Gardner-Webb 2006
43.0 Devon Ford (4-172) East Carolina 1974

YARDS PER PUNT RETURN — SEASON (MIN. 20 ATT.)

Table with columns: Yards, Player, Yards, Year. Lists season yards per punt return records from 1974 to 1997.

YARDS PER PUNT RETURN — CAREER (MIN. 30 ATT.)

Table with columns: Yards, Player, Yards, Year. Lists career yards per punt return records from 1966-69 to 1989-92.

PUNT RETURNS FOR TOUCHDOWNS — GAME

2 Dexter Jackson Gardner-Webb 2006

PUNT RETURNS FOR TOUCHDOWNS — SEASON

2 Dexter Jackson 2006
2 Dwight Kerr 1969

PUNT RETURNS FOR TOUCHDOWNS — CAREER

2 Dexter Jackson 2004-07
2 Anthony Smith 1989-92
2 Dwight Kerr 1966-69

LONGEST PUNT RETURN

Table with columns: Yards, Player, School, Year. Lists longest punt return records from 1955 to 1970.



Harold Alexander



Sam Martin

PUNTING AVERAGE — GAME (MIN. 3 ATT.)

55.7	Harold Alexander-6 att.	The Citadel	1992
55.5	Harold Alexander-8 att.	Marshall	1991
55.3	Nate McKinney-3 att.	The Citadel	2002
54.9	Bentlee Critcher-9 att.	Samford	2013
54.6	Nate McKinney-5 att.	Furman	2002
52.0	Nate McKinney-4 att.	Chattanooga	2001
51.6	Nate McKinney-7 att.	Chattanooga	2000
51.3	Harold Alexander-4 att.	VMI	1991
51.0	Brian Reilly-3 att.	VMI	1999
50.8	Nate McKinney-4 att.	Ga. Southern	2001

PUNTING AVERAGE — SEASON

47.3*	Harold Alexander	64-3,030	1991
45.9	Sam Martin	60-2,755	2012
45.9	Bentlee Critcher	51-2,340	2013
44.6	Nate McKinney	74-3,297	2003
44.5*	Harold Alexander	55-2,445	1992
44.3	Joe Parker	63-2,788	1974
44.2	Joe Parker	50-2,211	1976
43.6	Clayton Howell	47-2,048	2018
43.4	Bentlee Critcher	51-2,212	2015
43.3	Mark Royals	71-3,073	1983
42.9	Larry Harbin	36-1,544	1964
42.7	Xavier Subotsch	71-3,035	2019
42.6	Jack Underwood	56-2,386	1968

* NCAA champion

PUNTING AVERAGE — CAREER

43.4	Joe Parker	215-9,332	1973-76
42.8	Bentlee Critcher	198-8,474	2013-16
42.7	Harold Alexander	260-11,100	1989-92
42.4	Nate McKinney	237-10,058	2000-03
42.4	Brian Reilly	80-3,394	1997-99
41.9	Mark Royals	231-9,670	1983-85
41.6	Sam Martin	226-9,397	2009-12
41.3	Xavier Subotsch^	216-8,914	2017-21
41.1	Clayton Howell^	92-3,783	2018-22
40.1	Allen Guinn	172-6,904	1993-96
39.9	David Abernathy	113-4,507	1976-78
39.8	Jack Underwood	166-6,608	1965-68

^ Played 5 full seasons because of 2020 COVID allowance

PUNT YARDS — GAME

528	Nate McKinney (12 att.)	Hawaii	2003
512	Mark Royals (13 att.)	The Citadel	1985

PUNT YARDS — SEASON

3,529	Mark Royals	85 att.	1984
3,297	Nate McKinney	74 att.	2003
3,073	Mark Royals	71 att.	1983
3,068	Mark Royals	74 att.	1985
3,035	Xavier Subotsch	71 att.	2019
3,030	Harold Alexander	74 att.	1990
3,009	Harold Alexander	64 att.	1991
2,788	Joe Parker	63 att.	1974
2,755	Sam Martin	60 att.	2012
2,701	Allen Guinn	66 att.	1996
2,616	Harold Alexander	67 att.	1989

PUNT YARDS — CAREER

11,100	Harold Alexander	258 att.	1989-92
10,058	Nate McKinney	237 att.	2000-03
9,670	Mark Royals	230 att.	1982-85
9,397	Sam Martin	226 att.	2009-12
9,332	Joe Parker	215 att.	1973-76

PUNT ATTEMPTS — GAME

13	Mark Royals (512 yds.)	The Citadel	1985
----	------------------------	-------------	------

PUNT ATTEMPTS — SEASON

85	Mark Royals	3,529 yds.	1984
74	Nate McKinney	3,294 yds.	2003
74	Harold Alexander	3,030 yds.	1990
71	Xavier Subotsch	3,035 yds.	2019
71	Mark Royals	3,073 yds.	1983
70	Jimmy Cloninger	2,709 yds.	1965
67	Harold Alexander	2,616 yds.	1989
66	Allen Guinn	2,701 yds.	1996
64	Harold Alexander	3,009 yds.	1991
63	Joe Parker	2,788 yds.	1974
63	Ray Floyd	2,317 yds.	1969
63	Jack Underwood	2,321 yds.	1966

PUNT ATTEMPTS — CAREER

258	Harold Alexander	11,100 yds.	1989-92
237	Nate McKinney	10,058 yds.	2000-03
230	Mark Royals	9,670 yds.	1982-85
226	Sam Martin	6,642 yds.	2009-12
216	Xavier Subotsch^	8,914 yds.	2017-21
215	Joe Parker	9,332 yds.	1973-76
198	Bentlee Critcher	8,474 yds.	2013-16
172	Allen Guinn	6,904 yds.	1993-96
170	Mike Cody	6,291 yds.	1979-82
166	Jack Underwood	6,608 yds.	1965-68
139	Larry Harbin	5,436 yds.	1961-64
136	Neil Young	5,290 yds.	2006-08

^ Played 5 full seasons because of 2020 COVID allowance

PUNTS DOWNED INSIDE 20-YARD LINE — GAME

8	Harold Alexander	Wake Forest	1989
---	------------------	-------------	------

PUNTS DOWNED INSIDE 20-YARD LINE — SEASON

26	Xavier Subotsch	2019
25	Sam Martin	2012

PUNTS DOWNED INSIDE 20-YARD LINE — CAREER

91	Harold Alexander	1989-92
----	------------------	---------

50-YARD PUNTS — GAME

7	Harold Alexander	Marshall	1991
---	------------------	----------	------

50-YARD PUNTS — SEASON

27	Harold Alexander	1991
----	------------------	------

50-YARD PUNTS — CAREER

69	Harold Alexander	1989-92
----	------------------	---------

LONGEST PUNTS

83	Jason Harkins	The Citadel	1986
78	Harold Alexander	The Citadel	1992
77	Harold Alexander	Marshall	1991
74	Sam Martin	Wofford	2009
74	Nate McKinney	Wofford	2003
72	Nate McKinney	Elon	2003
72	Brian Reilly	E. Kentucky	1999
70	Joe Parker	Davidson	1973
69	Sam Martin	N.C. A&T	2011
69	Harold Alexander	VMI	1991

YEAR-BY-YEAR PUNTING LEADERS

Year	Player	Att.	Yards	Avg.	Long
1957	David Mauldin	23	858	37.3	NA
1958	Glen Wilson	31	1,159	37.4	NA
1959	Steve Gantt	12	449	37.4	NA
1960	Don Gardiner	28	889	31.8	NA
1961	Larry Harbin	17	621	36.5	NA
1962	Larry Harbin	44	1,562	35.5	NA
1963	Larry Harbin	42	1,709	40.7	NA
1964	Larry Harbin	36	1,544	42.9	60
1965	Jimmy Cloninger	70	2,709	38.7	NA
1966	Jack Underwood	63	2,321	36.8	NA
1967	Jack Underwood	47	1,901	40.4	NA
1968	Jack Underwood	56	2,386	42.6	68
1969	Roy Floyd	63	2,317	36.7	55
1970	Roy Floyd	53	2,066	38.9	NA
1971	Curtis Wilder	48	1,799	37.5	NA
1972	Steve Loflin	43	1,719	40.0	NA
1973	Joe Parker	59	2,503	42.4	70
1974	Joe Parker	63	2,788	44.3	68
1975	Joe Parker	43	1,830	42.6	63
1976	Joe Parker	50	2,211	44.2	66
1977	David Abernathy	56	2,273	40.6	60
1978	David Abernathy	55	2,153	39.1	65
1979	Duke Ansted	26	987	38.0	56
1980	Mike Cody	57	2,197	38.5	60
1981	Mike Cody	34	1,163	34.2	50
1982	Mike Cody	58	2,220	38.3	52
1983	Mark Royals	71	3,073	43.3	60
1984	Mark Royals	85	3,529	41.5	67
1985	Mark Royals	74	3,068	41.5	63
1986	Jason Harkins	61	2,341	38.3	83
1987	Tony Cox	62	2,412	38.9	54
1988	Tony Cox	40	1,528	38.2	51
1989	Harold Alexander	67	2,616	39.0	61
1990	Harold Alexander	74	3,030	41.0	60
1991	Harold Alexander	64	3,009	47.0	77
1992	Harold Alexander	55	2,445	44.4	78
1993	Will Burkett	43	1,716	39.9	68
1994	Allen Guinn	55	2,234	40.6	58
1995	Allen Guinn	45	1,732	38.6	55
1996	Allen Guinn	66	2,701	40.9	65
1997	Jeff Marr	49	1,951	39.8	56
1998	Brian Reilly	37	1,560	42.1	56
1999	Brian Reilly	41	1,739	42.4	72
2000	Nate McKinney	48	2,042	42.5	67
2001	Nate McKinney	56	2,231	39.8	69
2002	Nate McKinney	59	2,488	42.2	64
2003	Nate McKinney	74	3,297	44.5	74
2004	Wes Herlocker	29	1,084	37.4	50
2005	Matt Dodge	41	1,626	39.7	55
2006	Neil Young	29	1,095	37.8	53
2007	Neil Young	52	1,963	37.8	58
2008	Neil Young	55	2,232	40.6	56
2009	Sam Martin	52	2,080	40.0	74
2010	Sam Martin	60	2,354	39.2	63
2011	Sam Martin	54	2,208	40.9	69
2012	Sam Martin	60	2,755	45.9	68
2013	Bentlee Critcher	51	2,340	45.9	63
2014	Bentlee Critcher	41	1,667	40.7	54
2015	Bentlee Critcher	51	2,212	43.4	60
2016	Bentlee Critcher	55	2,255	41.0	59
2017	Xavier Subotsch	55	2,193	39.9	58
2018	Clayton Howell	47	2,048	43.6	62
2019	Xavier Subotsch	71	3,035	42.7	67
2020	Xavier Subotsch	36	1,510	41.9	56
2021	Xavier Subotsch	49	2,007	41.0	57
2022	Clayton Howell	43	1,669	38.8	51
2023	Mitchell Lake	54	2,107	39.0	57



Dexter Coakley



Dino Hackett



D.J. Smith

TOTAL TACKLES — GAME

27	Dino Hackett (16s/11a)	E. Tenn. St.	1985
25	Julius Thomas (10s/15a)	Lenoir-Rhyne	1973
24	Dexter Coakley (15s/9a)	VMI	1993
24	Dino Hackett (18s/6a)	Furman	1985
23	Dino Hackett (14s/9a)	The Citadel	1985
22	Marvin Hodge (9s/13a)	Ga. Southern	1995
22	Dino Hackett (11s/11a)	James Madison	1985
22	George Myers (12s/10a)	Furman	1973
21	Nygel Rogers (11s/10a)	N'Western St.	2004
21	Sam Smalls (3s/18a)	Maine	2002
21	Dexter Coakley (12s/9a)	Marshall	1995
21	Dexter Coakley (14s/7a)	Ga. Southern	1995
21	Dexter Coakley (11s/10a)	The Citadel	1993
21	Brent David (17s/4a)	W. Carolina	1992
21	Cedric Felton (10s/11a)	The Citadel	1985
21	Dino Hackett (8s/13a)	S. Carolina	1985
20	Jacque Roman (9s/11a)	James Madison	2007
20	Dexter Coakley (12s/8a)	Furman	1996
20	Dexter Coakley (14s/6a)	E. Tenn. St.	1996
20	Dexter Coakley (13s/7a)	Wake Forest	1996
20	Brent David (13s/7a)	The Citadel	1993
20	Cedric Felton (9s/11a)	Furman	1986
20	Dino Hackett (9s/11a)	Wake Forest	1985

TOTAL TACKLES — SEASON

200	Dino Hackett	106s/94a	1985
166	Dexter Coakley	88s/78a	1996
159	Dexter Coakley	90s/69a	1993
151	Cedric Felton	66s/85a	1985
150	Dexter Coakley	91s/59a	1995
144	D.J. Smith	76s/68a	2010
143	Jeremy Kimbrough	69s/73a	2012
141	Dexter Coakley	81s/60a	1994
140	Van Smith	69s/71a	1981
137	D.J. Smith	60s/77a	2009

TOTAL TACKLES — CAREER

616	Dexter Coakley	350s/266a	1993-96
525	D.J. Smith	241s/284a	2007-10
495	Cedric Felton	286s/209a	1982-86
408	Jacque Roman	151s/257a	2006-09
393	Jeremy Wiggins	189s/204a	2003-06
391	Brent David	262s/129a	1989-93
383	Joe DiBernardo	191s/192a	1993-96
373	Pierre Banks	165s/208a	2004-08
372	Dino Hackett	205s/167a	1982-85
358	Corey Lynch	192s/166a	2003-07

SOLO TACKLES — GAME

18	Dino Hackett (24 tot.)	Furman	1985
18	Justin Seaverns (19 tot.)	Ga. Southern	2001
17	Brent David (21 tot.)	W. Carolina	1992
16	Dino Hackett (27 tot.)	E. Tenn. St.	1985
15	Dexter Coakley (26 tot.)	VMI	1993

SOLO TACKLES — SEASON

106	Dino Hackett	200 total	1985
95	Brent David	126 total	1992
92	Dwayne Pelham	115 total	1989
91	Dexter Coakley	150 total	1995
90	David Neeld	139 total	1968
90	Dexter Coakley	159 total	1993
88	Earl Hunter	125 total	1997
88	Dexter Coakley	166 total	1996
85	Corey Hall	105 total	1999
85	Kenny Blacknell	135 total	1987

SOLO TACKLES — CAREER

350	Dexter Coakley	616 total	1993-96
286	Cedric Felton	495 total	1982-86
262	Brent David	391 total	1989-93
241	D.J. Smith	525 total	2007-10
230	Justin Seaverns	318 total	1998-2001

ASSISTED TACKLES — GAME

18	Sam Smalls (21 tot.)	Maine	2002
15	Julius Thomas (25 tot.)	Lenoir-Rhyne	1973
13	Jacque Roman (15 tot.)	Richmond	2008
13	Marvin Hodge (22 tot.)	Ga. Southern	1995
13	Dino Hackett (21 tot.)	S. Carolina	1985

ASSISTED TACKLES — SEASON

94	Dino Hackett	200 total	1985
85	Cedric Felton	151 total	1985
83	Jacque Roman	130 total	2008
78	Jacque Roman	127 total	2007
78	Dexter Coakley	166 total	1996

ASSISTED TACKLES — CAREER

284	D.J. Smith	525 total	2007-10
266	Dexter Coakley	616 total	1993-96
257	Jacque Roman	408 total	2006-09
208	Cedric Felton	495 total	1982-86

DOUBLE-FIGURE TACKLE GAMES — SEASON

10	D.J. Smith	2010
10	Joe DiBernardo	1994

DOUBLE-FIGURE TACKLE GAMES — CAREER

37	Dexter Coakley	1993-96
----	----------------	---------

DOUBLE-FIGURE TACKLE GAMES — CONSECUTIVE

15	Dino Hackett	1984-85
----	--------------	---------

20-TACKLE GAMES — SEASON

6	Dino Hackett	1985
3	Dexter Coakley	1996

20-TACKLE GAMES — CAREER

7	Dexter Coakley	1993-96
6	Dino Hackett	1982-85

20-TACKLE GAMES — CONSECUTIVE

2	Dexter Coakley	ETSU/Furman	1996
2	Dexter Coakley	GSU/Marshall	1995
2	Dino Hackett	JMU/Furman	1985
2	Dino Hackett	CIT/Wake	1985

TACKLES FOR LOSS — GAME

6	William Peebles	E. Tenn. St.	1994
6	Avery Hall	Furman	1992

TACKLES FOR LOSS — SEASON

35	Avery Hall	1992
29	Darren Wilson	1981
26.5	Marques Murrell	2005
25	Josh Jeffries	2002
25	Sean Swoope	1992
24.5	Jason Hunter	2005
23	William Peebles	1994
20	Dexter Coakley	1994
19	D'Marco Jackson	2021
19	K.T. Stovall	2003
18	Gary Tharrington	2007
18	Chuck Gordon	1980
17.5	Nick Hampton	2021

TACKLES FOR LOSS — CAREER

61.5	Avery Hall	1989-92
59	Marques Murrell	2003-06
56	K.T. Stovall	2000-03
55	Josh Jeffries	1999-2002
47.5	Sean Swoope	1989-92
47	Darren Wilson	1979-82
46	Dexter Coakley	1993-96
45.5	Demetrius Taylor^	2017-21
44	Jabari Fletcher	2007-10
43	Chuck Gordon	1978-81
40	Nick Hampton	2018-22
39	Jackie Avery	1994-97
39	William Peebles	1991-94

^ Played 5 full seasons because of 2020 COVID allowance

QUARTERBACK SACKS — GAME

5	Rayford Cannon	Davidson	1986
---	----------------	----------	------

QUARTERBACK SACKS — SEASON

13	Marques Murrell	2006
13	Marques Murrell	2005
13	Jason Hunter	2005
12	Josh Jeffries	2001
11.5	William Peebles	1994
11.0	Nick Hampton	2021
10.5	Chip Miller	1994
10.5	Rocky Hunt	1998
10	Steve Carson	1997
10	K.T. Stovall	2002
9.5	Tee Sims	2017
9.5	Avery Hall	1992



Josh Jeffries



Marques Murrell



Corey Lynch

DEFENSIVE RECORDS

QUARTERBACK SACKS — CAREER

36.5	Josh Jeffries	1999-2002
36	Marques Murrell	2003-06
29.5	K.T. Stovall	2000-03
26.5	Nick Hampton	2018-22
26.5	Demetrius Taylor^	2017-21
24	Rocky Hunt	1996-98
23.5	Avery Hall	1989-92
22.5	Jason Hunter	2001-05
22.5	Sean Swoope	1989-92
22	Jabari Fletcher	2007-10
22	Darren Wilson	1979-82
20.5	Ronald Blair	2011-15
18.5	Jackie Avery	1994-97

^ Played 5 full seasons because of 2020 COVID allowance

QUARTERBACK HURRIES — GAME

11	Sean Swoope	E. Tenn. St.	1992
----	-------------	--------------	------

QUARTERBACK HURRIES — SEASON

43	Josh Jeffries	2001
43	Josh Jeffries	2000
36	Sean Swoope	1992
31	Sean Swoope	1991
27	Avery Hall	1992
25	Rocky Hunt	1999
25	Kevin Sikorski	1992
25	Avery Hall	1991
25	Chuck Phifer	1990
24	Shawn Elliott	1995
24	William Peebles	1994

QUARTERBACK HURRIES — CAREER

114	Josh Jeffries	1999-2001
79	Sean Swoope	1989-92
74	Avery Hall	1989-92
61	Rocky Hunt	1996-98
59	Jackie Avery	1994-97
57	Chuck Phifer	1987-90
51	William Peebles	1991-94
49	Chris Melick	1983-86
44	Ryan Watson	1997-2001
41	K.T. Stovall	2000-03
41	Anthony Downs	1984-87

FORCED FUMBLES — GAME

2	15 times (mr: Demetrius Taylor vs. UNC, 2019)
---	---

FORCED FUMBLES — SEASON

8	Dwayne Pelham	1989
7	Marques Murrell	2005
6	Marques Murrell	2006
6	Dino Hackett	1984
5	Dexter Coakley	1995
5	Chuck Phifer	1989
5	Wes Hunter	2001
4	Rashaad Townes	2017
4	Josh Jeffries	2000
4	Dexter Coakley	1994
4	Dino Hackett	1985
4	K.T. Stovall	2001

FORCED FUMBLES — CAREER

18	Marques Murrell	2003-06
13	Dexter Coakley	1993-96
13	Dino Hackett	1982-85
12	Dwayne Pelham	1987-90
11	K.T. Stovall	2000-03
8	Chuck Phifer	1987-90
7	Pierre Banks	2004-08
7	Josh Jeffries	1999-2002
7	Wes Hunter	1998-2001
7	Mickey Ray	1984-87

FUMBLES RECOVERED — GAME

2	31 times (mr: Eric Boggs, at Idaho, 2017)
---	---

FUMBLES RECOVERED — SEASON

5	Johnny Jennings	1989
4	Jabari Fletcher	2010
4	Jaquae Roman	2008
4	Corey Lynch	2003
4	Steve Kitchens	2000
4	Gary Dandridge	1988
4	Anthony Downs	1984
4	Joel Carter	1983
4	Mike Staton	1973
4	Eddie Biggs	1971
4	Terry Thompson	1971
4	Phil Keener	1970

FUMBLES RECOVERED — CAREER

10	Johnny Jennings	1987-90
9	Phil Keener	1969-72
8	Justin Seaverns	1998-2001
8	Anthony Downs	1984-87
7	Corey Lynch	2003-07
6	Jaquae Roman	2006-09
6	K.T. Stovall	2000-03
6	Avery Hall	1989-92
6	Chris Patton	1981-84
6	R. Richardson	1968-71
6	Mike Greene	1967-70
6	David Neeld	1967-70

INTERCEPTIONS — GAME

3	Steven Jones Jr.	Arkansas State	2021
3	Clifton Duck	New Mex. State	2017
3	Tae Hayes	New Mex. State	2017
3	Mark LeGree	Wofford	2008
3	Larry McKenzie	Davidson	1973

INTERCEPTIONS — SEASON

10*	Mark LeGree	2008
8	Larry Harbin	1963
7	Latrell Gibbs	2015
7	Mark LeGree	2009
7	Matt Stevens	1994
7	Wayne Byrd	1966
7	Wayne Byrd	1965
7	Larry Harbin	1964
6	Clifton Duck	2017
6	Corey Lynch	2007
6	Corey Lynch	2005
6	Corey Lynch	2003
6	Matt Stevens	1993
6	David Neeld	1968
6	Larry Harbin	1962

* NCAA champion

INTERCEPTIONS — CAREER

25	Larry Harbin	1961-64
24	Corey Lynch	2003-07
22	Mark LeGree	2007-10
20	Wayne Byrd	1963-66
20	Matt Stevens	1992-95
14	Dave Richardson	1965-68
13	Corey Hall	1997-2000
12	Clifton Duck	2016-18
12	Mark Mayo	1988-91
12	Struggy Smith	1982-85
12	David Neeld	1967-70

INTERCEPTION YARDS — GAME

110	Trey Cobb	South Alabama	2021
106	John Hollar	Elon	1946

INTERCEPTION YARDS — SEASON

156	Justin Woazeah	4 INT	2005
149	Latrell Gibbs	7 INT	2015
144	Larry McKenzie	4 INT	1973

INTERCEPTION YARDS — CAREER

395	Corey Lynch	24 INT	2003-07
348	Larry Harbin	25 INT	1961-64

INTERCEPTION RETURNS FOR TDs — GAME

2	Steven Jones Jr.	Arkansas State	2021
2	Wayne Byrd	W. Carolina	1966
2	David Neeld	Presbyterian	1967
2	Joel Carter	Wake Forest	1983

INTERCEPTION RETURNS FOR TDs — SEASON

3	Steven Jones Jr.	2021
2	Tyrek Funderburk	2023
2	Shaun Jolly	2019
2	Rico Mack	1990
2	Joel Carter	1983
2	Rick Spencer	1972
2	David Neeld	1967
2	Wayne Byrd	1966
2	John Hollar	1946

INTERCEPTION RETURNS FOR TDs — CAREER

4	Steven Jones Jr.	2018-22
4	John Hollar	1945-47

LONGEST INTERCEPTION RETURN

100	Trey Cobb	South Alabama	2021
100	Rico Mack	James Madison	1990
100	John Hollar	W. Carolina	1947
100	John Hollar	Elon	1946
97	Doug Middleton	N.C. A&T	2011
91	Latrell Gibbs	Wyoming	2015
90	T.D. Roof	Elon	2021
82	Wes Hunter	Chattanooga	1999
78	Justin Woazeah	S. Illinois	2005
77	Quinton McKinney	Furman	1974
75	Jon Duncan	Edinboro	1995
71	A.J. Howard	Troy	2016
70	Brandon Grier	Chattanooga	2012
70	Titus Howard	Elon	2005
70	Larry McKenzie	Davidson	1973

PASSES DEFENDED — CAREER

52	Corey Lynch	2003-07
51	Justin Woazeah	2004-07

BLOCKED PUNTS — GAME

2	Steven Jones Jr.	Gardner-Webb	2018
2	Dino Hackett	E. Tenn. St.	1985
2	Chuck Hill	Liberty	1987
2	Chuck Hill	W. Carolina	1987

BLOCKED PUNTS — SEASON

4	Chuck Hill	1987
---	------------	------

BLOCKED PUNTS — CAREER

7	Quincy Bethea	1984-87
---	---------------	---------

TOTAL BLOCKED KICKS — SEASON

4	Chuck Hill	4 punts	1987
3	Corey Lynch	1 punt/2 FG	2007
3	Corey Lynch	3 FG	2006

TOTAL BLOCKED KICKS — CAREER

8	Quincy Bethea	7 punts/1 FG	1984-87
6	Corey Lynch	1 punt/5 FG	2003-07



DEFENSIVE RECORDS

TACKLES

Year	Player	Solo	Assists	Total
1980	Greg Angle	67	62	129
1981	Ricardo Smith	62	53	115
1982	Van Smith	69	71	140
1983	Cedric Felton	76	52	128
1984	Dino Hackett	66	41	107
1985	Dino Hackett	106	94	200
1986	Cedric Felton	79	36	115
1987	Kenny Blacknell	85	50	135
1988	Johnny Jennings	77	52	129
1989	Dwayne Pelham	92	23	115
1990	Rico Mack	61	33	94
1991	Brent David	69	32	101
	Rico Mack	66	35	101
1992	Brent David	97	29	126
1993	Dexter Coakley	90	69	159
1994	Dexter Coakley	81	60	141
1995	Dexter Coakley	91	59	150
1996	Dexter Coakley	88	78	166
1997	Earl Hunter	88	37	125
1998	Adam Neiheisel	69	55	124
1999	Corey Hall	85	20	105
2000	Justin Seaverns	80	55	135
2001	Justin Seaverns	79	31	110
2002	Sam Smalls	72	50	122
2003	Jeremy Wiggins	42	48	90
2004	Jerelle Carter	50	52	102
2005	Jeremy Wiggins	61	73	134
2006	Pierre Banks	56	54	110
2007	Jacque Roman	49	78	127
2008	Jacque Roman	47	83	130
2009	D.J. Smith	60	77	137
2010	D.J. Smith	76	68	144
2011	Jeremy Kimbrough	43	62	105
2012	Jeremy Kimbrough	69	74	143
2013	Karl Anderson	49	64	113
2014	John Law	46	45	91
2015	Eric Boggs	54	50	104
2016	Eric Boggs	43	55	98
2017	Eric Boggs	50	52	102
2018	Akeem Davis-Gaither	48	57	105
2019	Jordan Fehr	53	56	109
2020	D'Marco Jackson	37	54	91
	Trey Cobb	33	58	91
2021	D'Marco Jackson	57	63	120
2022	Nick Ross	42	31	73
2023	Andrew Parker Jr.	52	62	114

TACKLES FOR LOSS

Year	Player	No.
1980	Chuck Gordon	18
1981	Darren Wilson	29
1982	Darren Wilson	13
1983	Chris Melick	8
1984	Dino Hackett	9
1985	Tommy Dawkins	16
1986	Rayford Cannon	8
1987	Anthony Downs	9
1988	Anthony Waters	11
	Randy Harper	11
1989	Chuck Phifer	10
1990	Rico Mack	10
1991	Sean Swoope	12.5
1992	Avery Hall	35
1993	Brent David	7
1994	William Peebles	22
1995	Dexter Coakley	11
1996	Jackie Avery	14
1997	Joey Hall	13
1998	Joey Hall	15
1999	Jimmy Freeman	7
	Rocky Hunt	7
2000	Josh Jeffries	13
2001	K.T. Stovall	15
	Ryan Watson	15
2002	Josh Jeffries	25
2003	K.T. Stovall	22
2004	Marques Murrell	12.5
2005	Marques Murrell	26.5
2006	Marques Murrell	17
2007	Gary Tharrington	18
2008	Jabari Fletcher	12.5
2009	D.J. Smith	14.5
2010	Jabari Fletcher	16.5
2011	Jeremy Kimbrough	12
2012	Jeremy Kimbrough	12.5
2013	Adam Scott	8.5
2014	Ronald Blair	13
2015	Ronald Blair	19
2016	Tee Sims	12
2017	Tee Sims	13.5
2018	Noel Cook	11.5
2019	Akeem Davis-Gaither	14.5
2020	Demetrius Taylor	13.0
2021	D'Marco Jackson	19.0
2022	Nick Hampton	9.5
2023	Nate Johnson	8.5

GAMES PLAYED

Before COVID extended careers in 2021, LB **Pierre Banks** (right) had set an NCAA record by playing in **62** games during his career (2004-08). He played in three games as a true freshman before suffering an injury and receiving a medical redshirt. He played in all 59 games from 2005-08. App State's **Thomas Hennigan**, **Caleb Spurlin** and **Xavier Subotsky** played in **66** games from 2017-21, and **Nick Ross** played in 66 from 2019-23.

SACKS

Year	Player	No.
1980	Chuck Gordon	7
1981	Darren Wilson	9
1982	Darren Wilson	7
1983	Chris Patton	4
	James Hardman	4
	Chris Patton	5
1984	John Edmond	9
1986	Rayford Cannon	9
1987	Anthony Downs	7
1988	Chuck Phifer	6
1989	Avery Hall	6
1990	Avery Hall	4.5
1991	Sean Swoope	5
1992	Avery Hall	4.5
1993	Kevin Sikorski	4
1994	William Peebles	11.5
1995	Jackie Avery	5.5
	Steve Carson	5.5
1996	Jackie Avery	5.5
1997	Steve Carson	10
1998	Rocky Hunt	10
1999	Jimmy Freeman	4.5
	Rocky Hunt	4.5
2000	Josh Jeffries	7
	Jimmy Freeman	7
2001	Josh Jeffries	11
2002	K.T. Stovall	10
2003	K.T. Stovall	10
2004	Marques Murrell	7
2005	Jason Hunter	13
	Marques Murrell	13
2006	Marques Murrell	13
2007	Tony Robertson	5.5
	Tim Washington	5.5
2008	Jabari Fletcher	6
	Lanston Tanyi	6
	Lanston Tanyi	7.5
2009	Jabari Fletcher	9
2010	Jeremy Kimbrough	4
	John Rizer	4
2012	Brandon Grier	6
2013	Adam Scott	2
	Deuce Robinson	2
2014	Ronald Blair	6
2015	Ronald Blair	7.5
2016	Tee Sims	7
2017	Tee Sims	9.5
2018	Jordan Fehr	5.5
2019	Demetrius Taylor	7.0
2020	Demetrius Taylor	6.0
2021	Nick Hampton	11.0
2022	Nick Hampton	7.0
2023	Nate Johnson	7.5

QUARTERBACK HURRIES

Year	Player	No.
1984	Chris Patton	13
	Chris Melick	13
1985	Chris Melick	18
1986	Anthony Waters	12
1987	Anthony Downs	15
1988	Jimmy Snowden	16
1989	Chuck Phifer	22
1990	Chuck Phifer	25
1991	Sean Swoope	31
1992	Sean Swoope	36
1993	Vinson Fraley	10
1994	William Peebles	12
1995	Shawn Elliott	24
1996	Jackie Avery	14
1997	Earl Hunter	21
1998	Rocky Hunt	15
1999	Rocky Hunt	25
2000	Josh Jeffries	43
2001	Josh Jeffries	43
2002	Josh Jeffries	19
2003	K.T. Stovall	11
2004	Marques Murrell	5
2005	Marques Murrell	8
2006	Marques Murrell	13
2007	Gary Tharrington	7
2008	Lanston Tanyi	9
2009	Jabari Fletcher	11
2010	Jabari Fletcher	9
2011	John Rizer	8
2012	Brandon Grier	6
2013	Michael Frazier	7
2014	Ronald Blair	7
	Deuce Robinson	7
2015	Devan Stringer	9
2016	Stringer/Sims/Reed	4
2017	Anthony Flory	5
2018	MyQuon Stout/Anthony Flory	4
2019	Demetrius Taylor/Nick Hampton	8
2020	Demetrius Taylor	8
2021	D'Marco Jackson	12
2022	Jalen McLeod	8
2023	Shawn Collins/Michael Fletcher	8

INTERCEPTIONS

Year	Player	INT	Yards	Avg.	TD
1963	Larry Harbin	8	112	14.0	1
1964	Larry Harbin	7	81	11.6	0
1965	Wayne Byrd	7	96	13.7	0
1966	Wayne Byrd	7	83	11.6	2
1967	Dave Richardson	4	25	6.3	0
1968	David Neeld	6	95	15.8	1
1969	David Neeld	4	88	22.0	0
1970	Phil Keener	3	36	12.0	0
1971	Roger Hinshaw	4	41	10.3	0
	Wesley Beam	4	0	0.0	0
1972	Rick Spencer	4	108	27.0	2
1973	Larry McKenzie	4	144	36.0	1
1974	Larry McKenzie	3	35	11.7	0
1975	Quinton McKinney	2	94	47.0	0
1976	Quinton McKinney	4	27	6.8	0
1977	Pat Showalter	2	28	14.0	1
	Jeff Vincent	2	19	9.5	0
	Ernie Henderson	2	18	9.0	0
1978	Gary Falden	5	58	11.6	0
1979	Andy Tyrrell	2	22	11.0	0
	Alan Breeding	2	21	10.5	0
	Jeff Vincent	2	12	6.0	0
1980	Jeff Vincent	3	4	1.3	0
1981	Chris Porter	3	29	9.7	0
	Curtis Inman	3	17	5.7	0
1982	Curtis Inman	3	15	5.0	0
1983	Tim Greene	3	7	2.3	0
1984	Struggy Smith	5	58	11.6	1
1985	Struggy Smith	5	39	7.8	0
1986	Darryl Russell	3	78	26.0	0
	Jimmy Armstrong	3	64	21.3	1
1987	Keith Collins	3	62	20.7	0
	Leonard Lee	3	29	7.8	0
1988	Mark Moore	3	32	10.7	0
1989	Keith Collins	3	1	0.3	0
1990	Rico Mack	4	138	34.5	2
	Donnie Durham	4	39	9.8	0
	Mark Mayo	4	32	8.0	0
1991	Mark Mayo	5	35	7.0	0
1992	Kenny Bright	3	0	0.0	0
	Will Robinson	3	20	6.7	0
1993	Matt Stevens	6	124	20.6	0
1994	Matt Stevens	7	65	9.3	1
1995	Matt Stevens	3	43	14.3	0
1996	Elando Johnson	3	57	19.0	0
	L.J. Brooks	3	47	15.7	0
1997	Ken Byrd	2	46	23.0	0
1998	Chuck Payne	5	82	16.4	0
1999	Corey Hall	5	76	15.2	0
	Remi Awolowo	5	86	17.2	0
2000	Du'Shon Martin	5	59	11.8	1
2001	Nygel Rogers	3	14	4.7	0
2002	Scott Cornatzer	3	31	10.3	0
2003	Corey Lynch	6	61	10.0	0
2004	Nygel Rogers	2	60	30.0	1
	Zodd Kelly	2	9	4.5	0
2005	Corey Lynch	6	111	18.5	0
2006	Corey Lynch	5	101	20.2	0
	Jeremy Wiggins	5	60	12.0	0
2007	Corey Lynch	6	114	19.0	1
2008	Mark LeGree	10	32	3.2	0
2009	Mark LeGree	7	81	11.6	0
2010	Mark LeGree	5	66	13.2	0
2011	Demetrius McCray	5	8	1.6	0
2012	Demetrius McCray	4	24	6.0	0
2013	Kennan Gilchrist	3	23	7.7	0
2014	Doug Middleton	4	52	13.0	1
2015	Latrell Gibbs	7	144	20.5	2
2016	Clifton Duck	5	72	14.4	1
2017	Clifton Duck	6	98	16.3	0
2018	Desmond Franklin	4	113	28.3	1
	Tae Hayes	4	102	25.5	0
	Josh Thomas	4	28	7.0	0
2019	Shaun Jolly	5	54	10.8	2
2020	Brendan Harrington	4	95	23.8	1
2021	Steven Jones Jr.	5	97	19.4	3
2022	Dexter Lawson Jr.	3	1	0.3	0
2023	Tyrek Funderburk	4	52	13.0	2
	Jordan Favors	4	34	8.5	0





Noah Hannon and Thomas Hennigan

APP STATE CAREER GAMES — CAREER (Off/Def)

66	Nick Ross	SAF	2019-23
66	Thomas Hennigan [^]	WR	2017-21
66	Caleb Spurlin [^]	DE	2017-21
66	Xavier Subotsch [^]	P	2017-21
65	Tyler Bird [^]	LB	2018-22
65	Demetrius Taylor [^]	DE	2017-21
65	Malik Williams [^]	WR	2017-21
64	Steven Jones [^]	CB	2018-22
64	Baer Hunter [^]	OL	2017-21
62	Pierre Banks	LB	2004-08

[^] Played 5 full seasons because of 2020 COVID allowance

APP STATE CAREER STARTS — CAREER (Off/Def)

65	Thomas Hennigan [^]	WR	2017-21
55*	Jerome Touchstone	CB	2004-07
54	Justin Woazeah	CB	2004-07
52	Baer Hunter [^]	OL	2017-21
52*	Noah Hannon	OL	2017-20
51	Cooper Hodges	OL	2018-22
51	Victor Johnson	OL	2016-19
50*	D.J. Smith	LB	2007-10
50	Scott Suttle	OL	2004-07

* Consecutive

[^] Played 5 full seasons because of 2020 COVID allowance

FBS GAMES STARTED — CAREER (Off/Def)

65	Thomas Hennigan [^]	WR	App State	2017-21
65	Alex Palczewski [^]	OL	Illinois	2017-22
62	Manase Mose	OL	North Texas	2018-22
61	Bo Nix	QB	Auburn/Oregon	2019-23
61	Trey Carter [^]	OL	Coastal Carolina	2017-21

[^] Played 5 full seasons because of 2020 COVID allowance

* The 2020 season didn't count against any FBS player's eligibility, but Palczewski was granted a waiver for a sixth season in 2022 because he only played four games in 2020

ALL-TIME NATIONALLY TELEVISED GAMES (EXCLUDING ESPN+)

Date	Network	Opponent	Score
Oct. 20, 1976	ABC	at East Carolina	L, 35-7
Oct. 18, 1978	ABC	at Western Carolina	W, 39-13
Sept. 22, 1979	ESPN	Western Carolina	W, 35-27
Oct. 25, 1980	ABC	Furman	L, 21-20
Sept. 26, 1981	ABC	at The Citadel	L, 34-20
Sept. 23, 1983	CBS	at The Citadel	W, 27-16
Aug. 30, 1986	Local	Western Carolina	W, 17-13
Nov. 7, 1987	Local	Marshall	W, 17-10
Dec. 5, 1987	Local	Georgia Southern*	W, 19-0
Dec. 12, 1987	Local	Marshall*	L, 24-10
Oct. 15, 1988	SoCon	Furman	L, 24-9
Aug. 31, 1991	SS	Marshall	W, 9-3
Sept. 28, 1991	SS	Chattanooga	W, 42-7
Nov. 7, 1992	SS	at Marshall	W, 37-34
Oct. 16, 1993	SS	Georgia Southern	L, 34-28
Oct. 23, 1993	SS	at Marshall	L, 35-3
Oct. 8, 1994	SS	Furman	W, 30-6
Oct. 22, 1994	SS	Marshall	W, 24-14
Oct. 14, 1995	SS	Georgia Southern	W, 27-17
Oct. 21, 1995	SS	at Marshall	W, 10-3
Oct. 26, 1996	SS	Marshall	W, 10-24
Nov. 23, 1996	SS	VMI	W, 26-14
Sept. 20, 1997	FSNS	Eastern Kentucky	W, 27-23
Oct. 4, 1997	FSNS	East Tennessee State	L, 25-19
Oct. 10, 1998	FSNS	Furman	W, 26-13
Nov. 21, 1998	FSNS	at Western Carolina	L, 23-6
Sept. 4, 1999	COSE	at Auburn	L, 22-15
Oct. 16, 1999	FSNS	Georgia Southern	W, 17-16
Nov. 27, 1999	HTS	Florida A&M*	L, 44-29
Sept. 9, 2000	CSS	Troy State	L, 34-28
Oct. 7, 2000	FSNS	Furman	W, 18-17
Oct. 14, 2000	CSS	at Georgia Southern	L, 34-28
Dec. 9, 2000	Local	at Montana*	L, 19-16 (OT)
Oct. 6, 2001	CSS	at Furman	L, 28-22
Oct. 13, 2001	FSNS	Georgia Southern	L, 27-18
Aug. 31, 2002	ESPN+	at Marshall	L, 50-17
Sept. 14, 2002	FSNS	Eastern Kentucky	W, 36-28
Sept. 21, 2002	CSS	at Liberty	W, 29-22
Oct. 12, 2002	FSNS	Furman	W, 16-15
Oct. 19, 2002	FSNS	at Georgia Southern	L, 36-20
Nov. 16, 2002	FSNS	at Western Carolina	W, 24-14
Aug. 30, 2003	FSNS	at Hawaii	L, 40-17
Sept. 6, 2003	CSTV	at Eastern Kentucky	L, 35-7
Oct. 4, 2003	TFN	East Tennessee State	W, 21-7
Oct. 11, 2003	FSNS	at Furman	W, 13-10
Oct. 18, 2003	FSNS	Georgia Southern	W, 28-21
Oct. 25, 2003	TFN	at Wofford	L, 24-14
Oct. 9, 2004	FSNS	Furman	W, 30-29
Nov. 12, 2005	CSS	Western Carolina	W, 35-25
Oct. 16, 2004	CSS	at Georgia Southern	L, 54-7
Oct. 23, 2004	CSTV	Wofford	W, 38-17
Nov. 13, 2004	CSET	at Western Carolina	L, 30-27
Oct. 8, 2005	CSS	at Furman	L, 34-31
Oct. 15, 2005	FSNS	Georgia Southern	W, 24-7
Oct. 22, 2005	CSS	at Wofford	W, 49-17
Oct. 29, 2005	CSS	Chattanooga	W, 35-25
Nov. 26, 2005	Local	Lafayette*	W, 34-23
Dec. 3, 2005	ESPN	Southern Illinois*	W, 38-24
Dec. 10, 2005	ESPN2	Furman*	W, 29-23
Dec. 16, 2005	ESPN2	Northern Iowa*	W, 21-16
Sept. 23, 2006	ESPN	at Gardner-Webb	W, 41-6
Oct. 21, 2006	SS	at GS	W, 27-20 (2OT)
Oct. 28, 2006	SS	Furman	W, 40-7
Nov. 25, 2006	ESPN	Coastal Carolina*	W, 45-28
Dec. 2, 2006	ESPN2	Montana State*	W, 38-17
Dec. 9, 2006	ESPN	Youngstown State*	W, 49-24
Dec. 15, 2006	ESPN2	Massachusetts*	W, 28-17
Sept. 1, 2007	BTN	at Michigan	W, 34-32
Sept. 22, 2007	SS	at Wofford	L, 42-31
Oct. 20, 2007	MASN	Georgia Southern	L, 38-35
Oct. 27, 2007	SS	at Furman	W, 34-27
Nov. 10, 2007	ESPN	Western Carolina	W, 79-35
Nov. 17, 2007	SS	Chattanooga	W, 37-17
Nov. 24, 2007	CSS	James Madison*	W, 28-27
Dec. 1, 2007	ESPN	Eastern Washington*	W, 38-35
Dec. 7, 2007	ESPN2	Richmond*	W, 55-35
Dec. 14, 2007	ESPN2	Delaware*	W, 49-21
Aug. 30, 2008	ESPN	at LSU	L, 41-13
Sept. 20, 2008	CN8	at James Madison	L, 35-32
Oct. 4, 2008	SS	The Citadel	W, 47-21
Oct. 18, 2008	SS	at Georgia Southern	W, 37-36
Oct. 31, 2008	ESPN2	Wofford	W, 70-24
Nov. 22, 2008	SS	at Western Carolina	W, 35-10
Nov. 29, 2008	ESPN	S.C. State*	W, 37-21
Dec. 6, 2008	ESPN	Richmond*	L, 33-13
Sept. 5, 2009	MASN	at East Carolina	L, 29-24
Sept. 12, 2009	WMYA	McNeese State	L, 40-35
Oct. 17, 2009	SS	at Wofford	W, 44-34

Date	Network	Opponent	Score
Oct. 24, 2009	SS	Georgia Southern	W, 52-16
Oct. 31, 2009	WLOS	at Furman	W, 52-27
Nov. 14, 2009	SS	at Elon	W, 27-10
Nov. 28, 2009	ESPN	SC. State*	W, 20-13
Dec. 5, 2009	ESPN	at Richmond*	W, 35-31
Dec. 12, 2009	ESPN	at Montana*	L, 24-17
Sept. 4, 2010	SS	at Chattanooga	W, 42-41
Oct. 9, 2010	SS	Elon	W, 34-31
Oct. 23, 2010	SS	at Western Carolina	W, 37-14
Oct. 30, 2010	WMYA	Furman	W, 37-26
Nov. 13, 2010	SS	Wofford	W, 43-13
Nov. 20, 2010	ESPN	at Florida	L, 48-10
Dec. 4, 2010	ESPN	Western Illinois*	W, 42-14
Dec. 11, 2010	ESPN	Villanova*	L, 42-24
Sept. 3, 2011	ACC	at Virginia Tech	L, 66-13
Oct. 1, 2011	SoCon	at Wofford	L, 28-14
Oct. 29, 2011	SoCon	Georgia Southern	W, 24-17
Nov. 19, 2011	SoCon	at Elon	W, 28-21
Dec. 3, 2011	ESPN	Maine*	L, 34-12
Sept. 1, 2012	FSN	East Carolina	L, 35-13
Sept. 8, 2012	ESPN	Montana	W, 35-27
Aug. 31, 2013	ESPN	at Montana	L, 30-6
Nov. 9, 2013	ESPN	at Georgia	L, 45-6
Aug. 30, 2014	ESPN2	at Michigan	L, 52-14
Sept. 20, 2014	ASN	at Southern Miss	L, 21-20
Sept. 25, 2014	ESPN	at Georgia Southern	L, 34-14
Oct. 4, 2014	Sun Belt	South Alabama	L, 47-21
Sept. 26, 2015	ASN	at Old Dominion	W, 49-0
Oct. 22, 2015	ESPN	Georgia Southern	W, 31-13
Nov. 5, 2015	ESPN	Arkansas State	L, 40-27
Dec. 19, 2015	ESPN	vs. Ohio [^]	W, 31-29
Sept. 1, 2016	SECN	at Tennessee	L, 20-13 (OT)
Sept. 10, 2016	ASN	Old Dominion	W, 31-7
Sept. 17, 2016	ESPN	Miami	L, 45-10
Sept. 24, 2016	ASN	at Akron	W, 45-38
Oct. 1, 2016	ASN	Georgia State	W, 17-3
Oct. 12, 2016	ESPN2	at Louisiana	W, 24-0
Oct. 27, 2016	ESPN	at Georgia Southern	W, 34-10
Dec. 17, 2016	ESPN	vs. Toledo [^]	W, 31-28
Sept. 2, 2017	ESPN	at Georgia	L, 31-10
Nov. 9, 2017	ESPN	Georgia Southern	W, 27-6
Dec. 23, 2017	ESPN	vs. Toledo [^]	W, 34-0
Sept. 1, 2018	BTN	at Penn State	L, 45-38 (OT)
Oct. 9, 2018	ESPN2	at Arkansas State	W, 35-9
Oct. 25, 2018	ESPN	at Georgia Southern	L, 34-14
Dec. 1, 2018	ESPN	Louisiana (SBC)	W, 30-19
Dec. 15, 2018	ESPN	vs. Middle Tenn. [^]	W, 45-13
Sept. 21, 2019	RSN	at North Carolina	W, 34-31
Oct. 9, 2019	ESPN2	at Louisiana	W, 17-7
Oct. 26, 2019	ESPN	at South Alabama	W, 30-3
Oct. 31, 2019	ESPN	Georgia Southern	L, 24-21
Nov. 9, 2019	ESPN2	at South Carolina	W, 20-15
Nov. 16, 2019	ESPN	at Georgia State	W, 56-27
Dec. 7, 2019	ESPN	Louisiana (SBC)	W, 45-38
Dec. 21, 2019	ESPN	UAB [^]	W, 31-17
Sept. 12, 2020	ESPN2	Charlotte	W, 35-20
Sept. 19, 2020	CBS	at Marshall	L, 17-7
Oct. 22, 2020	ESPN	Arkansas State	W, 45-17
Oct. 31, 2020	ESPN	at ULM	W, 31-13
Nov. 21, 2020	ESPN	at Coastal Carolina	L, 34-23
Nov. 28, 2020	ESPN2	Troy	W, 47-10
Dec. 4, 2020	ESPN	Louisiana (8:30, Fri.)	L, 24-21
Dec. 21, 2020	ESPN	North Texas [^]	W, 56-28
Sept. 2, 2021	ESPN	ECU in CLT (Thurs.)	W, 33-9
Sept. 11, 2021	ESPN	at Miami	L, 25-23
Sept. 23, 2021	ESPN	Marshall (Thurs.)	W, 31-30
Oct. 12, 2021	ESPN2	at Louisiana	L, 41-13
Oct. 20, 2021	ESPN2	Coastal Car. (Wed.)	W, 30-27
Dec. 4, 2021	ESPN	at Louisiana (SBC)	L, 24-16
Dec. 18, 2021	ESPN	WKU [^]	L, 59-38
Sept. 3, 2022	ESPN	North Carolina	L, 63-61
Sept. 10, 2022	ESPN2	at Texas A&M	W, 17-14
Oct. 19, 2022	ESPN2	Ga. State (Wed.)	W, 42-17
Nov. 3, 2022	ESPN	Coastal Car. (Thurs.)	L, 35-28
Sept. 9, 2023	ACCN	at UNC	L, 40-34 (2OT)
Sept. 23, 2023	CBSSN	at Wyoming	L, 22-19
Oct. 10, 2023	ESPN2	Coastal Carolina	L, 27-24
Oct. 21, 2023	NFLN	at ODU	L, 28-21
Nov. 4, 2023	NFLN	Marshall	W, 31-9
Nov. 25, 2023	ESPN	Georgia Southern	W, 55-27
Dec. 2, 2023	ESPN	at Troy (SBC)	L, 49-23
Dec. 16, 2023	ABC	vs. Miami (Ohio)	W, 13-9

* Denotes FCS Playoffs [^] Denotes FBS Bowl Game
 Record on ESPN: 12-10
 on ESPN2: 16-3
 on ESPN: 14-6
 on ESPN/ESPN2/ESPN: 42-19

GAMES/STARTS/TV HISTORY



SINGLE-GAME DEFENSE

RUSHING

Most Attempts Allowed

83 by VMI (461 yds.), 1991

Fewest Yards Allowed

(-28) by East Tennessee St. (28 att.), 1994

Most Yards Allowed

472 by Wofford (81 att.), 2003

Touchdowns Allowed

6 by The Citadel, 2012
6 by Chattanooga, 1978

PASSING

Most Attempts Allowed

61 by Presbyterian (35 comp.), 2008

Most Completions Allowed

35 by Georgia Southern (52 att.), 2022
35 by Presbyterian (61 att.), 2008
35 by Chattanooga (57 att.), 1999

Fewest Yards Allowed

0 by The Citadel (0-for-6), 2010

Most Yards Allowed

540 by Chattanooga (30-for-46), 2004

Touchdowns Allowed

6 by WKU, 2021
5 by Illinois State, 2012
5 by Chattanooga, 2004
5 by Marshall, 1992

TOTAL OFFENSE

Most Plays Allowed

98 by Emory & Henry (632 yds.), 1968

Fewest Yards Allowed

1 by Piedmont (34 att.), 1936

Most Yards Allowed

795 by Chattanooga (84 att.), 1978

SCORING

Most Points Allowed

72 by Chattanooga, 1978

Most Touchdowns Allowed

9 by Chattanooga, 1978

FIRST DOWNS

Fewest First Downs Allowed

2 by Guilford, 1937
2 by Piedmont, 1936

Most First Downs Allowed

33 by Southern Miss, 2023
31 by Louisiana, 2019 (SBC title game)
31 by Furman, 2004

FORCED FUMBLES

Most Fumbles Forced By App's Defense

9 vs. The Citadel (4 rec.), 1994

INTERCEPTIONS

Most Passes Intercepted By App's Defense

6 vs. New Mexico State, 2017
5 vs. Mississippi College, 1991
5 vs. Elon, 1968

SACKS

Most Sacks By App's Defense

11 vs. Furman, 1995
11 vs. East Tennessee State, 1994

PUNTING

Punts Forced By App's Defense

13, Western Carolina, 2008

Opponent Punt Yards vs. App State

497 by Western Carolina (13 punts), 2008

Punt Blocks by App State Special Teams

2, six times (most recently 2018 vs. GWU)

SINGLE-SEASON DEFENSE

RUSHING

Most Attempts Allowed

630 (2,899 yds.), 2007

Fewest Yards Allowed

783 (267 att.), 1963

Most Yards Allowed

3,125 (653 att.), 1977

Fewest Yards Per Game Allowed

87.0 (783 yds.), 1963

Most Yards Per Game Allowed

284.1 (3,125 yds.), 1977

Touchdowns Allowed

36, 1977

PASSING

Fewest Attempts Allowed

158 (67 comp.), 1974

Most Attempts Allowed

461 (246 comp.), 2007

Fewest Completions Allowed

67 (158 att.), 1974

Most Completions Allowed

258 (422 att.), 2023

253 (455 att.), 2019

251 (442 att.), 2021

246 (641 att.), 2007

Fewest Yards Allowed

812 (101-for-223), 1962

Most Yards Allowed

3,108 (251-for-442), 2021

2,804 (258-for-422), 2023

2,799 (246-for-461), 2007

Fewest Yards Per Games Allowed

81.2 (812 yds.), 1962

Most Yards Per Game Allowed

222.6 (2,671 yds.), 2012

Most Touchdowns Allowed

20, 2019

20, 2012

20, 2007

TOTAL OFFENSE

Most Plays Allowed

1,091 (5,698 yds.), 2007

Fewest Yards Allowed

991 (377 att.), 1937

Most Yards Allowed

5,698 (1,091 att.), 2007

Fewest Yards Per Game Allowed

110.0 (991 yds.), 1937

Most Yards Per Game Allowed

410.0 (4,510 yds.), 1977

SCORING

Fewest Points Allowed

7, 1937

Most Points Allowed

400, 2007

Fewest Points Allowed Per Game

0.7 (7 pts.), 1937

Most Points Allowed Per Game

32.5 (358 pts.), 2004

Shutouts By App's Defense

9, 1937

Consecutive Shutouts by App's Defense

9, 1937

Most Touchdowns Allowed

53, 2007

FIRST DOWNS

Fewest First Downs Allowed

29, 1937

Most First Downs Allowed

314 (160 rush, 132 pass, 22 pen.), 2007

Most Allowed By Rushing

174, 1977

Most Allowed By Passing

152, 2005

Most Allowed By Penalty

28, 2019

26, 2005

FORCED FUMBLES

Most Forced By App's Defense

47 (23 lost), 1972

Most Recovered By App's Defense

30 (46 fumbles), 1976

Fewest Turnovers Forced By App's Defense

17 (6 fumbles, 11 INTs), 1997

17 (7 fumbles, 10 INTs), 1996

INTERCEPTIONS

Most Interceptions By App's Defense

24, 1968

Fewest Interceptions By App's Defense

4, 1996

SACKS

Most Sacks By App's Defense

51, 1994

PUNTING

Punts Forced By App's Defense

92 (3,405 yds.), 2006

Opponent Punt Yards vs. App State

3,594 (85 att.), 2019

3,405 (92 att.) 2006

Most Yards Per Punt Vs. App State

43.3 (72 att.), 2021

42.5 (55 att.), 2013

Punt Blocks

9, 1987



Joe DiBernardo contributed 141 tackles to an App State defense that set single-game school records for sacks, forced fumbles and fewest rushing yards allowed during the 1994 season.

SINGLE-GAME OFFENSE

RUSHING BY APP STATE

- Most Attempts**
82 vs. East Carolina (394 yds.), 1975
- Most Yards**
713 vs. Piedmont (71 att.), 1936
- Fewest Yards**
(-29) vs. Western Carolina (39 att.), 1965
- Touchdowns**
13 vs. Piedmont, 1936

PASSING BY APP STATE

- Most Attempts**
57 vs. Virginia Tech (21 comp.), 1982
57 vs. Liberty (37 comp.), 1997
- Fewest Attempts**
3 vs. Western Carolina (0 comp.), 1963
- Most Completions**
40 vs. Texas State (53 att.), 2022
40 vs. Furman (45 att.), 2004
- Fewest Completions**
0 vs. Western Carolina (3 att.), 1963
- Most Yards**
475 vs. Elon (36-for-54), 2004
- Fewest Yards**
0 vs. Western Carolina (0-3), 1963
- Touchdowns**
6 vs. North Carolina, 2022
5 vs. Gardner-Webb, 2023
5 vs. Middle Tennessee (bowl), 2018
5 vs. Savannah State, 2017
5 vs. The Citadel, 2010
5 vs. Wofford, 2008
5 vs. Northwestern State, 2004
5 vs. Wofford, 1968
5 vs. Presbyterian, 1967
- Passes Intercepted By Opponent**
7 vs. Marshall, 1990
- Times Sacked By Opponent**
8 by Clemson, 1990

TOTAL OFFENSE BY APP STATE

- Plays**
104 vs. Wake Forest (418 yds.), 1981
- Most Yards**
788 vs. Piedmont (96 att.), 1936
- Fewest Yards**
34 vs. Western Carolina (58 att.), 1965



Led by All-Americans Armanti Edwards (14) and Kevin Richardson (28), App State set 15 offensive school records and led the nation in total offense in 2007.

SCORING BY APP STATE

- Points**
115 vs. Piedmont, 1936
- Touchdowns**
16 vs. Piedmont, 1936
- Field Goals Attempted**
6 vs. Western Carolina (6 made), 2011
6 vs. Furman (4 made), 1991
- Field Goals Made**
6 vs. Western Carolina, 2011
- PATs Attempted**
14 vs. Piedmont (13 made), 1936
- PATs Made**
13 vs. Piedmont (14 att.), 1936

FIRST DOWNS BY APP STATE

- Most First Downs**
39 vs. Marshall, 2021
36 vs. North Carolina, 2022
36 vs. Jacksonville, 2010
- Fewest First Downs**
3 vs. Western Carolina, 1965

FUMBLES BY APP STATE

- Fumbles**
8 vs. Wofford (5 lost), 1973
- Fumbles Lost**
7 vs. Western Carolina (7 fum.), 1998

PUNTING BY APP STATE

- Punts**
13 vs. The Citadel (512 yds.), 1985
- Punt Yards**
512 vs. The Citadel (13 punts), 1985
- Punts Had Blocked**
2 vs. Wyoming, 2004
2 vs. North Carolina A&T, 1993

SINGLE-SEASON OFFENSE

RUSHING BY APP STATE

- Attempts**
755 (4,311 yds.), 2007
- Most Yards**
4,311 (755 att.), 2007
- Fewest Yards**
1,132 (379 att.), 2004
- Most Yards Per Game**
313.6 (3,450 yds.), 1975
- Fewest Yards Per Game**
102.9 (1,132 yds.), 2004
- Touchdowns**
53, 2007

PASSING

- Most Attempts**
472 (300 comp., 3,830 yds.), 2023
436 (231 comp., 2,759 yds.), 1981
- Fewest Attempts**
137 (46 comp., 504 yds.), 1965
- Most Completions**
300 (472 att., 3,830 yds.), 2023
291 (417 att., 3,261 yds.), 2013
291 (430 att., 3,525 yds.), 2012
- Fewest Completions**
46 (137 att., 504 yds.), 1965
- Most Yards**
3,830 (300-for-472), 2023
3,621 (284-for-430), 2009
- Fewest Yards**
504 (46-for-137), 1965
- Most Yards Per Game**
322.6 (3,549 yds.), 2004
- Fewest Yards Per Game**
50.4 (504 yds.), 1965
- Touchdowns**
34, 2023
33, 2015
- Most Passes Intercepted By Opponents**
22, 1981
- Fewest Passes Intercepted By Opponents**
5, 1991

TOTAL OFFENSE BY APP STATE

- Plays**
1,088 (7,324 yds.), 2007
- Most Yards**
7,324 (1,088 att.), 2007
- Most Yards Per Game**
488.3 (7,324 yds.), 2007
NCAA statistical champion
- Fewest Yards**
1,757 (558 att.), 1965
- Fewest Yards Per Game**
175.7 (1,757 yds.), 1965

SCORING BY APP STATE

- Most Points**
641, 2007
- Fewest Points**
53, 1945
- Most Points Per Game**
42.7 (641 pts.), 2007
- Fewest Points Per Game**
7.6 (53 pts.), 1945
- Touchdowns**
85, 2007
- Combined Points**
1,041 (App State 641, Opp. 400), 2007
- Games Shut Out**
4 (1928)
- Consecutive Games Shut Out**
2 (1998, 1957, 1951, 1932, 1929)
- Field Goals Attempted**
28 (19 made), 2009
- Field Goals Made**
20 (21 att.), 2021
19 (22 att.), 2023
19 (28 att.), 2009
- PATs Attempted**
83 (78 made), 2007
- PATs Made**
78 (83 att.), 2007

FIRST DOWNS BY APP STATE

- Most First Downs**
351 (203 rush, 130 pass, 18 pen.), 2007
- By Rushing**
203, 2007
- By Passing**
181, 2023
160, 2009
- By Penalty**
30, 2023
25, 2022
23, 2012
23, 2000
- Fewest First Downs**
37, 1945

FUMBLES BY APP STATE

- Most Fumbles**
55 (32 lost), 1972
- Most Fumbles Lost**
32 (55 fumbles), 1972
- Fewest Fumbles Lost**
3 (9 fumbles), 2019
3 (13 fumbles), 1985
- Fewest Total Turnovers**
9 (3 fumbles, 6 INTs), 2019
10 (3 fumbles, 7 INTs), 1985

PUNTING BY APP STATE

- Punts**
89 (3,603 yds.), 1984
- Punt Yards**
3,603 (89 punts), 1984
- Most Yards Per Punt**
47.0 (64 att.), 1991
- Punts Had Blocked**
6, 1993



MISC. TEAM RECORDS

SINGLE-GAME PENALTIES

Penalties on App State

- 17 vs. Coastal Carolina (183 yds.), 2005
16 vs. Western Carolina (168 yds.), 2003
15 vs. East Tennessee St. (80 yds.), 1984
15 vs. Chattanooga (134 yds.), 1997
15 vs. Liberty (139 yds.), 2001

Penalty Yards on App State

- 183 vs. Coastal Carolina (17 pen.), 2005
168 vs. Western Carolina (16 pen.), 2003
148 vs. Charlotte (13 pen.), 2019
139 vs. Catawba (10 pen.), 1985
139 vs. Liberty (15 pen.), 2001

SINGLE-SEASON PENALTIES

Penalties on App State

106 (936 yds.), 2005

Penalty Yards on App State

938 (104 pen.), 2001

GAMES PLAYED

Most Games Played

- 15 (13 wins), 2007
15 (14 wins), 2006
15 (12 wins), 2005
14 (9 wins), 2023
14 (10 wins), 2021
14 (13 wins), 2019
14 (11 wins), 2009
14 (11 wins), 2008
14 (10 wins), 2000
14 (11 wins), 1987

Fewest Games Played

7 (1 win), 1945

VICTORIES

Most Wins

- 14 (15g), 2006
13 (14g), 2019
13 (15g), 2007
12 (15g), 2005
12 (13g), 1995

Most Regular-Season Wins

- 11 (12g), 2019
11 (11g), 1995

Fewest Wins

1 (7g), 1945

Consecutive Wins (Single-Season)

- 14, 2006
12, 1995

Consecutive Wins (Overall)

17, 2006-07

Consecutive Wins Over One Opponent

- 15 vs. ETSU (1982-95)
13 vs. Western Carolina (1932-48)

HOME VICTORIES

Most Home Wins

9, 2006

Most Regular-Season Home Wins

- 7, 2021
6, 2011
6, 2010
6, 2008
6, 2006
6, 2004
6, 1989

Consecutive Home Wins

30, 2003-2007

Consecutive Home Wins in a Single Season

9, 2006

DEFEATS

Most Losses

9 (11g), 1977

Fewest Losses

1, 10 times (mr: 2019, 14g)

Consecutive Losses

7, 1981-82

Consecutive Losses in a Single Season

5, 1977

Consecutive Losses to One Opponent

8 vs. Lenoir-Rhyne, 1955-62

TIES

Most Ties in a Season

3, 1929

Consecutive Ties

2, 1929
2, 1931

MARGIN OF VICTORY

Largest Margin of Victory

- 115 over Piedmont (115-0), 1936
67 over Tusculum (67-0), 1938
67 over Ark-Monticello (67-0), 1941
66 over Campbell (66-0), 2014
65 over Gardner-Webb (72-7), 2018

Largest Margin of Defeat

- 58 to Chattanooga (72-14), 1978
56 to NC State (56-0), 1990
55 to Catawba (55-0), 1945

SINGLE-GAME ATTENDANCE

Largest Home Crowds (in Boone)

- 40,168 vs. East Carolina, 2023
40,168 vs. North Carolina, 2022
36,075 vs. Gardner-Webb, 2023
35,126 vs. Wake Forest, 2017
34,658 vs. Miami (FL), 2016

Largest Road Attendance

109,218 at Michigan, 2007

SINGLE-SEASON ATTENDANCE

Largest Home Attendance

- 234,965 (7g), 2022
217,968 (9g), 2007

Largest Overall Attendance

- 417,461 (12g), 2022
407,846 (15g), 2007

Highest Average Home Attendance

- 34,734 (6 g), 2023
33,566 (7g), 2022
30,441 (7g), 2021
26,358 (7g), 2012

Highest Average Overall Attendance

- 34,788 (12g), 2022
29,041 (12g), 2014

Highest Avg. Regular-Season Home Attendance

- 34,734 (6 g), 2023
33,566 (7g), 2022
30,441 (7g), 2021
29,449 (6g), 2010



Three of App State's five all-time 70-point outputs have come since 2007, including a 79-35 rout of Western Carolina.

WINNINGEST SEASONS

Table with columns: Wins, Season, Record, Head Coach. Lists seasons with highest win counts and corresponding records and coaches.

50-POINT GAMES

APP STATE (56)

Table with columns: APP, Opponent (Pts.), Date. Lists 56 instances of 50-point games by App State.

OPPONENTS (21)

Table with columns: Pts., Opponent (App St. pts.), Date. Lists 21 instances of 50-point games by opponents.



Year	Record		First Downs Total-Rush-Pass-Pen.	Rushing Att-Yds/Avg.	Passing Att-Comp-Int-Yds/Avg.	Total Off. Att-Yds/Avg.	Penalties No-Yds	Punting No/Avg	Scoring Pts/Avg
1965	5-5	APP STATE Opponents	101-70-23-8 116-81-31-4	421-1253/125.3 385-1163/136.3	137-46-16-504/50.4 287-113-14-1123/112.3	558-1757/175.7 672-2486/248.6	41-447 62-665	73/38.0 67/38.0	123/12.3 172/17.2
1966	3-6-1	APP STATE Opponents	151-91-51-9 133-56-70-7	492-1781/178.1 380-1353/135.3	180-72-19-980/98.0 253-112-15-1581/158.1	672-2761/276.1 634-2891/289.1	63-562 59-561	63/36.8 64/35.7	145/14.5 180/18.0
1967	7-3	APP STATE Opponents	178-89-78-11 156-103-47-6	460-1515/151.5 482-2245/224.5	222-112-13-1735/173.5 191-87-10-1158/115.8	682-3250/325.0 663-3403/340.3	48-495 51-538	57/39.3 56/38.7	226/22.6 212/21.2
1968	8-2	APP STATE Opponents	230-119-102-9 204-93-98-13	434-2386/238.6 467-1880/188.0	281-147-9-2356/235.6 309-137-24-1764/176.4	715-4742/474.2 776-3644/364.4	75-753 48-474	58/42.1 64/37.8	409/40.9 221/22.1
1969	6-5	APP STATE Opponents	186-118-58-10 172-90-66-16	603-2435/221.4 487-1494/135.8	198-90-14-1528/138.9 275-147-15-1966/178.7	801-3963/360.3 762-3460/314.5	59-876 55-611	63/36.7 78/36.8	292/26.6 250/22.7
1970	5-5	APP STATE Opponents	166-122-33-11 170-97-58-15	661-2345/234.5 482-2080/208.0	149-62-9-898/89.8 199-93-11-1407/140.7	810-3243/324.3 681-3487/348.7	71-723 66-638	55/38.6 57/36.4	203/20.3 223/22.3
1971	7-3-1	APP STATE Opponents	197-129-52-16 153-68-65-20	599-2678/243.5 480-861/78.3	193-79-12-1229/111.7 287-130-20-1572/142.9	792-3907/355.2 767-2433/221.2	71-668 53-529	62/36.3 72/36.9	284/25.8 151/13.7
1972	5-5-1	APP STATE Opponents	171-87-63-21 196-121-54-21	506-1869/169.9 605-2027/184.3	208-90-17-1518/138.0 237-115-18-1377/125.2	714-3387/307.9 842-3404/309.5	90-899 77-854	69/37.5 81/35.6	239/21.7 232/21.1
1973	3-7-1	APP STATE Opponents	171-98-59-14 200-116-66-18	522-1857/168.8 568-2190/199.1	203-90-20-1427/129.7 191-103-7-1308/118.9	725-3284/298.5 759-3498/318.0	65-677 69-676	61/41.2 64/38.7	164/14.9 255/23.2
1974	6-5	APP STATE Opponents	187-122-53-12 156-97-41-18	575-2088/189.8 559-2049/186.3	168-73-15-975/88.6 158-67-10-900/81.8	743-3063/278.5 717-2949/268.1	55-544 63-623	64/44.3 66/35.7	204/18.6 176/16.0
1975	8-3	APP STATE Opponents	237-175-52-10 181-110-63-8	693-3450/313.6 511-2197/199.7	168-77-11-1175/106.8 218-103-12-1655/150.5	861-4625/420.5 729-3852/350.2	63-590 57-568	44/42.5 64/36.8	337/30.6 233/21.2
1976	6-4-1	APP STATE Opponents	202-144-41-17 166-107-47-12	653-2887/262.5 561-1937/176.1	148-60-15-833/75.7 185-91-11-1231/111.9	801-3720/338.2 746-3168/288.0	63-643 71-676	52/44.1 69/38.7	277/25.2 165/15.0
1977	2-9	APP STATE Opponents	197-138-47-12 245-174-59-15	567-2637/239.7 653-3125/284.1	184-75-17-973/88.5 189-108-10-1385/125.9	751-3610/328.2 842-4510/410.0	47-435 68-741	56/40.6 59/39.3	195/17.7 329/29.9
1978	7-4	APP STATE Opponents	243-142-80-21 207-123-69-15	565-2582/234.7 587-2833/257.5	261-139-9-1909/173.5 238-116-14-1517/125.9	826-4491/408.3 825-4350/395.5	68-749 84-860	55/39.1 66/36.2	338/30.7 297/27.0
1979	3-8	APP STATE Opponents	231-119-106-6 230-158-55-17	517-2058/187.1 591-2980/271.1	308-159-17-2393/217.5 191-104-13-1260/114.5	825-4451/404.6 810-4240/385.5	N/A-855 N/A-N/A	49/35.3 55/37.3	263/23.9 268/24.4
1980	6-4-1	APP STATE Opponents	211-190-101-20 167-96-52-19	436-1762/160.2 532-2023/183.9	375-190-16-2781/252.8 221-112-14-1352/122.9	811-4543/413.0 752-3375/306.8	70-712 72-684	59/38.1 67/37.9	273/24.8 186/16.9
1981	3-7-1	APP STATE Opponents	239-102-124-13 182-97-71-14	396-1886/171.5 538-1932/175.6	436-231-22-2759/250.8 238-114-13-1684/153.1	832-4645/422.3 776-3616/328.7	85-847 60-589	62/34.9 76/40.0	236/21.5 201/18.3
1982	4-7	APP STATE Opponents	202-93-89-20 211-127-63-21	433-1952/177.5 602-2385/216.8	351-172-19-1914/174.0 230-99-12-1217/110.6	784-3866/351.5 832-3602/327.5	89-772 77-707	67/37.8 69/38.6	270/24.5 286/26.0
1983	6-5	APP STATE Opponents	159-82-68-9 214-101-105-8	433-1653/150.3 504-1875/170.5	264-143-11-1663/151.2 350-189-12-2330/211.8	697-3316/301.5 854-4205/382.3	42-343 60-516	71/43.3 55/41.0	212/19.3 265/24.1
1984	4-7	APP STATE Opponents	171-76-84-11 167-91-68-8	448-1333/121.2 474-1653/150.3	350-172-13-1807/164.3 292-147-17-1729/157.2	798-3140/285.5 766-3382/307.5	63-494 83-580	89/40.5 75/40.1	151/13.7 218/19.8
1985	8-3	APP STATE Opponents	156-85-67-4 177-78-86-13	492-2017/183.4 461-1332/121.1	321-126-7-1356/123.3 304-149-19-1870/170.0	723-3373/306.6 765-3202/291.1	58-499 52-458	75/41.2 73/37.3	260/23.6 109/9.9
1986	9-2-1	APP STATE Opponents	213-137-67-9 200-85-107-8	620-2946/245.5 457-1687/140.6	222-112-7-1539/128.3 345-174-12-2433/202.8	842-4485/373.8 802-4120/343.3	54-444 84-690	67/37.4 71/35.6	351/29.3 176/14.7
1987	11-3	APP STATE Opponents	208-134-64-10 263-135-114-14	608-2420/172.9 587-2059/147.1	290-140-11-1422/101.6 420-221-20-2345/167.5	898-2842/203.0 1007-4404/314.6	72-591 76-688	80/38.1 76/34.9	270/19.3 153/10.9
1988	6-4-1	APP STATE Opponents	188-85-85-18 211-104-96-11	411-1503/136.6 501-1861/169.2	280-148-11-2211/201.0 307-171-17-2010/182.7	691-3714/337.6 808-3871/351.9	53-366 70-582	48/38.6 48/35.6	324/29.5 323/21.2
1989	9-3	APP STATE Opponents	226-156-53-17 188-94-79-15	600-2784/232.0 493-1650/137.5	300-177-8-1240/103.3 306-141-17-1876/156.3	830-4024/335.3 799-3526/293.8	67-544 65-524	73/38.9 72/39.9	306/25.5 177/14.8
1990	6-5	APP STATE Opponents	154-93-50-11 189-119-58-12	495-1459/132.6 508-2252/204.7	249-114-13-1211/110.1 250-113-19-1429/129.9	744-2670/242.7 758-3681/334.6	61-550 53-444	76/40.2 54/41.7	171/15.6 266/24.2
1991	8-4	APP STATE Opponents	192-114-69-9 214-137-71-6	529-2137/178.1 561-2596/216.3	274-153-5-1595/132.9 262-124-17-1583/131.9	803-3732/311.0 823-4179/348.3	46-416 59-507	72/46.7 72/39.4	215/17.9 202/16.8
1992	7-5	APP STATE Opponents	222-112-95-15 241-138-91-12	494-2032/169.3 547-2221/185.1	299-153-14-1995/166.3 295-162-12-2201/183.4	795-4027/335.6 842-4422/368.5	59-500 68-592	63/43.8 60/38.8	237/19.8 262/21.8
1993	4-7	APP STATE Opponents	201-129-64-8 194-116-66-12	515-2202/200.2 489-2027/184.3	220-121-13-1450/131.8 235-116-14-1454/132.2	735-3652/332.0 724-3481/316.5	63-535 53-475	54/35.8 53/39.9	207/18.8 252/22.9
1994	9-4	APP STATE Opponents	237-139-88-10 199-108-84-7	600-2652/204.0 524-1766/135.8	326-155-12-2053/157.9 341-158-22-2080/160.0	926-4705/361.9 865-3846/295.8	77-716 76-622	77/38.2 72/39.4	363/27.9 209/16.1
1995	12-1	APP STATE Opponents	249-165-72-12 206-99-87-20	692-3287/252.8 483-1772/136.3	236-133-7-1566/120.5 331-160-14-2300/176.9	928-4853/373.3 814-4072/313.2	70-587 78-622	54/38.8 71/39.0	375/28.9 251/19.3
1996	7-4	APP STATE Opponents	197-114-68-15 188-93-84-11	482-2267/206.1 494-1837/167.0	244-131-10-1738/158.0 266-130-4-1858/168.9	726-4005/364.1 760-3695/335.9	63-558 65-560	66/40.9 68/41.5	223/20.3 196/17.8
1997	7-4	APP STATE Opponents	220-85-124-11 192-100-83-9	391-1141/103.7 461-1933/175.7	374-222-11-2738/248.9 252-126-11-1743/158.5	765-4179/379.9 713-3676/334.2	80-733 69-607	54/37.9 69/38.3	294/26.7 195/19.6
1998	10-3	APP STATE Opponents	269-152-99-18 205-111-81-13	627-2477/190.5 535-2035/156.5	297-171-10-2348/180.6 310-144-16-1982/152.5	924-4825/371.2 845-4017/309.0	82-703 67-634	48/40.4 72/39.2	356/27.4 222/17.1
1999	9-3	APP STATE Opponents	231-132-85-14 218-109-96-13	506-2888/240.7 529-1984/165.3	281-160-12-1832/152.7 329-177-18-2152/179.3	787-4720/393.3 851-4136/344.7	102-954 90-815	48/42.2 60/40.2	369/30.8 219/18.3
2000	10-4	APP STATE Opponents	312-136-147-29 212-95-129-27	602-2536/181.1 539-1870/133.6	468-279-13-3480/248.6 354-177-15-2386/170.4	1070-6016/429.7 893-4256/304.0	108-959 84-711	69/41.8 98/37.8	441/31.5 278/19.9
2001	9-4	APP STATE Opponents	254-142-92-20 198-101-70-27	560-2429/186.8 537-2463/192.0	357-193-17-2409/185.3 305-143-10-1892/145.5	917-4838/372.2 842-3716/285.8	118-1060 93-841	65/39.6 81/38.6	411/31.6 278/21.4
2002	8-4	APP STATE Opponents	226-107-106-13 210-127-71-12	484-2010/167.5 519-2093/174.4	342-192-11-2169/180.8 279-137-12-1896/158.0	826-4179/348.3 798-3989/332.4	83-752 73-629	59/42.2 63/41.9	314/26.2 273/22.8
2003	7-4	APP STATE Opponents	168-82-75-11 176-90-73-13	445-1496/136.0 451-1626/147.8	239-135-7-1760/160.0 269-147-19-1821/165.5	684-3256/296.0 720-3447/313.4	75-661 61-489	75/43.9 64/38.0	252/22.9 219/19.9
2004	6-5	APP STATE Opponents	240-78-149-13 231-123-92-16	379-1132/102.9 522-2143/194.8	402-264-13-3549/322.6 317-182-9-2265/205.9	781-4681/425.5 839-4408/400.7	69-524 84-614	52/33.3 59/37.8	366/33.3 358/32.5
2005	12-3	APP STATE Opponents	317-155-143-19 299-156-117-26	591-2908/193.9 666-2497/166.5	410-255-8-3439/229.5 389-216-18-2464/164.3	1001-6347/423.1 1055-4961/330.7	106-936 85-770	58/37.7 76/38.9	455/30.3 282/18.8
2006	14-1	APP STATE Opponents	319-194-107-18 214-84-111-19	664-3619/241.3 530-2899/135.7	442-201-14-2646/176.4 323-216-16-2529/168.6	1006-6265/417.7 953-4154/276.7	99-918 75-618	56/37.1 92/37.0	528/35.2 223/14.9
2007	13-2	APP STATE Opponents	351-203-130-18 314-160-132-22	755-4311/287.4 630-2899/193.3	333-218-10-3014/200.9 461-246-16-2799/186.6	1088-7325/488.3 1091-5698/5.2	99-829 90-717	53/34.6 81/38.9	641/42.7 400/26.7
2008	11-3	APP STATE Opponents	304-156-137-11 250-124-106-20	604-3210/229.3 527-2234/159.6	354-226-10-3281/234.4 458-218-19-2442/174.4	958-6491/463.6 985-4676/334.0	88-761 79-723	60/39.2 82/38.8	522/37.3 303/21.6
2009	11-3	APP STATE Opponents	343-168-160-15 241-108-117-16	587-2890/206.4 482-1898/135.6	430-284-9-3621/258.6 415-226-18-2560/182.9	1017-6511/465.1 897-4458/318.4	98-891 72-628	52/40.0 78/40.0	465/33.2 313/22.4
2010	10-3	APP STATE Opponents	270-128-124-18 245-120-107-18	547-2826/217.4 512-2170/166.9	358-217-8-2775/213.5 371-198-14-2350/180.8	905-5601/430.8 883-4520/347.7	80-773 71-658	61/38.9 69/39.6	446/34.3 307/23.6
2011	8-4	APP STATE Opponents	248-105-133-10 211-99-104-8	486-1870/155.8 455-1793/149.4	381-232-12-2813/234.4 323-182-17-2447/203.9	845-4683/390.2 778-4240/353.3	52-482 49-404	57/39.3 61/37.6	344/28.7 286/23.8



THE LAST TIME IT HAPPENED

TEAM STATS	APP STATE	OPPONENT
Scored 40-49 Points	11/11/23, at Georgia State (42)	12/2/23, at Troy (49)
Scored 50-59 Points	11/25/23, Georgia Southern (55)	11/26/22, Georgia Southern (51, OT)
Scored 60-69 Points	9/3/22, vs. North Carolina (61)	9/3/22, North Carolina (63)
Scored 70-79 Points	9/22/18, Gardner-Webb (72)	10/7/78, Chattanooga (72)
Recorded a Safety	9/17/22, Troy (intentional, final minute, before Hail Mary win)	11/18/23, at JMU
Recorded a Shutout	10/1/22, The Citadel (49-0)	11/5/05, LSU (24-0)
Rushed for 400+ Yards	10/19/22, Georgia State (404)	9/25/14, Georgia Southern (408)
Rushed for 300-399 Yards	11/26/22, at Georgia Southern (376)	10/28/23, vs. Southern Miss (301)
Rushed for Less Than 50 Yards	11/18/23, at JMU (48)	11/20/21, at Troy (33)
Passed for 400+ Yards	10/21/17, Coastal Carolina (472)	12/18/21, WKU, Boca Raton Bowl (422)
Passed for 300-399 Yards	11/18/23, at JMU (318)	10/10/23, Coastal Carolina (373)
Passed for Less Than 50 Yards	12/4/10, Western Illinois (47)	12/16/23, Miami U. in Cure Bowl (44)
Gained Over 500 Yards Total Offense	11/25/23, Georgia Southern (532)	10/28/23, vs. Southern Miss (588)
Gained Less Than 100 Yards Total Offense	9/7/91, Clemson (84)	11/1/14, Georgia State (62)
Recorded 25 or More First Downs	11/25/23, Georgia Southern (29)	12/2/23, at Troy (25)
Was Penalized 100 Yards	10/8/22, at Texas State (12-105)	10/10/23, Coastal Carolina (9-for-108)
Committed No Penalties	11/17/18, Georgia State	Records incomplete
Defense Intercepted Three Passes	11/25/23, Georgia Southern (3)	11/21/20, Coastal Carolina (3)
Overcame Halftime Deficit to Win	10/28/23, vs. Southern Miss (Trailed 24-14 before winning 48-38)	9/23/23, at Wyoming (App State led 12-7 at half, Wyoming won 22-19)
Trailed After Three Quarters, Rallied to Win	10/28/23, vs. Southern Miss (Trailed 31-28 before winning 48-38)	10/21/23, at ODU (Trailed 21-20 before winning 28-21)
Won Game On TD on Final Play	11/18/23, at JMU (Joey Aguilar 8-yard pass to Kaedin Robinson in OT)	11/26/22, Georgia Southern (Kyle Vantrease 25-yard pass to Ezrah Archie in 2nd OT)
Won Game On FG To End Regulation	9/30/23, at ULM (Michael Hughes 54-yard FG as time expired)	10/10/23, Coastal Carolina (Kade Hensley 24-yard FG as time expired)
Won Game on Final Defensive Play	10/12/02, Furman (Josh Jeffries PAT Interception, Derrick Black 96-Yd Return)	Never Accomplished

INDIVIDUAL STATS	APP STATE	OPPONENT
75+ Yard Run	12/21/20, Camerun Peoples vs. North Texas, MB Bowl (76)	10/28/23, Frank Gore Jr., Southern Miss (75)
100-199 Yards Rushing, Game	12/16/23, Anderson Castle vs. Miami U. in Cure Bowl (119)	12/16/23, Rashad Amos, Miami U. in Cure Bowl (180)
Two Players 100+ Rush Yards	11/6/21, Nate Noel (122), Camerun Peoples (116), at A-State	Never Accomplished
200+ Yards Rushing, Game	12/21/20, Camerun Peoples vs. North Texas, MB Bowl (317)	12/2/23, Kimani Vidal, Troy (233)
Three Rushing TDs, Game	11/26/22, Nate Noel vs. Georgia Southern (3)	9/9/23, Omari Hampton, North Carolina (3)
Four Rushing TDs, Game	9/26/20, Daetrich Harrington vs. Campbell (4)	10/2/04, Terrell Harris, Texas State (4)
Five Rushing TDs, Game	12/21/20, Camerun Peoples vs. North Texas, MB Bowl (5)	12/2/23, Kimani Vidal, Troy (5)
80+ Yard Pass Completion	10/1/22, Chase Brice to Christan Horn, The Citadel (80)	9/26/20, Wiley Hartley to Austin Hite, Campbell (87)
300+ Yards Passing, Game	11/18/23, Joey Aguilar at JMU (318)	10/10/23, Grayson McCall, Coastal Carolina (373)
Four TD Passes, Game	11/25/23, Joey Aguilar vs. Georgia Southern (4)	9/30/23, Jiya Wright, at ULM (4)
Five TD Passes, Game	9/9/2017, Taylor Lamb vs. Savannah State (5)	12/1/12, Matt Brown, Illinois State (5)
Six TD Passes, Game	9/3/22, Chase Brice vs. North Carolina (6)	12/18/21, Bailey Zappe, WKU, Boca Bowl (6)
Scored Five TDs, Game	12/21/20, Camerun Peoples vs. North Texas, MB Bowl (5)	10/13/84, Robert Surratt, Marshall (5)
10 Receptions, Game	9/30/23, Kaedin Robinson at ULM (10)	11/25/23, Khaleb Hood, Georgia Southern (10)
100-149 Receiving Yards, Game	12/16/23, Kaedin Robinson vs. Miami U. in Cure Bowl (118)	11/18/23, Elijah Sarratt, JMU (128)
150+ Receiving Yards, Game	10/28/23, Christan Horn vs. Southern Miss (165)	12/18/21, Jerreth Sterns, WKU, Boca Bowl (184)
Two Players with 100+ Receiving Yards	9/30/23, Christan Horn (124), Kaedin Robinson (112) at ULM	10/10/23, Sam Pinckney (102) & Jameson Tucker (100), CCU
Three Receiving TDs, Game	11/16/19, Corey Sutton vs. Georgia State (3)	9/30/23, Tyrone Howell at ULM (3)
Three Sacks, Game	9/18/21, D'Marco Jackson vs. Elon (3)	9/10/16, Anthony Wilson, Old Dominion (3.0)
50+ Yard Field Goal	9/30/23, Michael Hughes at ULM (54)	10/20/21, Massimo Biscardi, Coastal Carolina (50)
Made Three Or More Field Goals, Game	9/23/23, Michael Hughes at Wyoming (4)	10/2/21, Noel Ruiz, Georgia State (3)
70+ Yard Punt	10/17/09, Sam Martin at Wofford (74)	11/24/18, Tyler Sumpter, Troy (75, 70)
Returned Kickoff for TD	11/12/22, Milan Tucker vs. Marshall (96)	11/25/23, DeAndre Buchannon, Ga. Southern (100)
Returned Punt for TD	9/22/18, Clifton Duck vs. Gardner-Webb (62)	11/15/14, Blaise Taylor, Arkansas State (38)
Returned Blocked Punt for TD	9/7/19, D'Marco Jackson vs. Charlotte (16)	11/12/22, Dainsus Miller, Marshall (0)
Blocked a Punt	9/28/19, Demetrius Taylor vs. Coastal Carolina	12/12/22, Shadeed Ahmad, Marshall
Returned Interception for TD	9/30/23, Tyrek Funderburk at ULM (23)	9/16/23, Antoine Jackson, ECU (8)
Returned Fumble for TD	12/21/19, Trey Cobb vs. UAB (24)	12/2/23, Don Callis, Troy (10)
Blocked a Field Goal	12/18/21, Steven Jones Jr., vs. WKU (Boca Bowl)	9/23/23, DeVonne Harris, at Wyoming
Returned Blocked FG for TD	10/28/06, Corey Lynch vs. Furman (79)	9/23/23, Jakorey Hawkins, at Wyoming (62)
PAT Returned for Two Points	11/13/10, Troy Sanders vs. Wofford	11/25/00, Chris Archie, Troy



BOWL GAMES

Year	Date	Bowl	Opponent	Result	Site	Attend.	Coach
1931	Dec. 5	Unnamed	Catawba	W, 15-7	Charlotte, N.C.	—	C.B. Johnston
1937	Nov. 26	Unnamed	Southern Mississippi	L, 7-0	Biloxi, Miss.	—	Kidd Brewer
1938	Dec. 3	Unnamed	Moravian	W, 20-0	Winston-Salem, N.C.	—	Kidd Brewer
1948	Nov. 20	Burley	West Chester State	L, 7-2	Johnson City, Tenn.	—	E.C. Duggins
1949	Dec. 10	Pythian	Catawba	W, 21-7	Salisbury, N.C.	—	E.C. Duggins
1950	Nov. 23	Burley	Emory & Henry	L, 26-6	Johnson City, Tenn.	—	E.C. Duggins
	Dec. 9	Pythian	West Liberty	L, 28-26	Salisbury, N.C.	—	E.C. Duggins
1954	Nov. 25	Burley	East Tennessee State	W, 27-13	Johnson City, Tenn.	—	E.C. Duggins
	Dec. 11	Elks	Newberry	L, 20-13	Raleigh, N.C.	—	E.C. Duggins
1955	Nov. 24	Burley	East Tennessee State	L, 7-0	Johnson City, Tenn.	—	E.C. Duggins
2015	Dec. 19	Camellia	Ohio	W, 31-29	Montgomery, Ala.	21,395	Scott Satterfield
2016	Dec. 17	Camellia	Toledo	W, 31-28	Montgomery, Ala.	20,500	Scott Satterfield
2017	Dec. 23	Dollar General	Toledo	W, 34-0	Mobile, Ala.	28,706	Scott Satterfield
2018	Dec. 15	New Orleans	Middle Tennessee	W, 45-13	New Orleans	23,942	Mark Ivey (Interim)
2019	Dec. 21	New Orleans	UAB	W, 31-17	New Orleans	21,202	Shawn Clark
2020	Dec. 21	Myrtle Beach	North Texas	W, 56-28	Conway, S.C.	5,000 (COVID)	Shawn Clark
2021	Dec. 18	Boca Raton	WKU	L, 59-38	Boca Raton, Fla.	15,429	Shawn Clark
2023	Dec. 16	Cure	Miami (Ohio)	W, 13-9	Orlando, Fla.	11,121	Shawn Clark

CONFERENCE CHAMPIONSHIP GAMES

Year	Date	League	Opponent	Result	Site	Attend.	Coach
2018	Dec. 1	Sun Belt	Louisiana	W, 30-19	Boone, N.C.	14,963	Scott Satterfield
2019	Dec. 7	Sun Belt	Louisiana	W, 45-38	Boone, N.C.	18,618	Elijah Drinkwitz
2021	Dec. 4	Sun Belt	Louisiana	L, 24-16	Lafayette, La.	31,014	Shawn Clark
2023	Dec. 2	Sun Belt	Troy	L, 49-23	Troy, Ala.	20,183	Shawn Clark

NCAA DIVISION I-AA/DIVISION I FCS PLAYOFFS

Year	Date	ASU Seed	Opponent	Result	Site	Attend.	Coach
1986	Nov. 29	4	¹⁵ Nicholls State	L, 28-26	Boone, N.C.	6,250	Sparky Woods
1987	Nov. 28	1	¹⁶ Richmond	W, 20-3	Boone, N.C.	4,138	Sparky Woods
	Dec. 5	1	⁸ Georgia Southern	W, 19-0	Boone, N.C.	9,229	Sparky Woods
	Dec. 12	1	⁵ Marshall	L, 24-10	Boone, N.C.	14,621	Sparky Woods
1989	Nov. 25	10	⁷ Middle Tennessee State	L, 24-21	Murfreesboro, Tenn.	5,000	Jerry Moore
1991	Nov. 30	13	² Eastern Kentucky	L, 14-3	Richmond, Ky.	2,750	Jerry Moore
1992	Nov. 28	12	² Middle Tennessee State	L, 35-10	Murfreesboro, Tenn.	4,000	Jerry Moore
1994	Nov. 26	10	² New Hampshire	W, 17-10 (OT)	Durham, N.H.	7,329	Jerry Moore
	Dec. 3	10	² Boise State	L, 17-14	Boise, Idaho	15,302	Jerry Moore
1995	Nov. 25	4	¹⁵ James Madison	W, 31-24	Boone, N.C.	9,467	Jerry Moore
	Dec. 2	4	⁵ Stephen F. Austin	L, 27-17	Boone, N.C.	8,941	Jerry Moore
1998	Nov. 28	7	¹⁰ Tennessee State	W, 45-31	Boone, N.C.	3,885	Jerry Moore
	Dec. 5	7	² Northwestern State	L, 31-20	Natchitoches, La.	10,817	Jerry Moore
1999	Nov. 27	4	¹³ Florida A&M	L, 44-29	Boone, N.C.	6,837	Jerry Moore
2000	Nov. 25	13	⁴ Troy State	W 33-30	Troy, Ala.	4,916	Jerry Moore
	Dec. 2	13	⁵ Western Kentucky	W 17-14	Bowling Green, Ky.	5,100	Jerry Moore
	Dec. 9	13	¹ Montana	L, 19-16 (OT)	Missoula, Mont.	17,401	Jerry Moore
2001	Dec. 1	—	William & Mary	W, 40-27	Boone, N.C.	5,279	Jerry Moore
	Dec. 8	—	⁷ Georgia Southern	L, 38-24	Statesboro, Ga.	9,352	Jerry Moore
2002	Nov. 30	—	Maine	L, 14-13	Boone, N.C.	4,311	Jerry Moore
2005	Nov. 26	2	Lafayette	W, 34-23	Boone, N.C.	6,327	Jerry Moore
	Dec. 3	2	Southern Illinois	W, 38-24	Boone, N.C.	11,108	Jerry Moore
	Dec. 10	2	Furman	W, 29-23	Boone, N.C.	15,307	Jerry Moore
	Dec. 16	2	Northern Iowa	W, 21-16	Chattanooga, Tenn.	20,236	Jerry Moore
2006	Nov. 25	1	Coastal Carolina	W, 45-28	Boone, N.C.	16,223	Jerry Moore
	Dec. 2	1	Montana State	W, 38-17	Boone, N.C.	15,116	Jerry Moore
	Dec. 9	1	⁴ Youngstown State	W, 49-24	Boone, N.C.	18,040	Jerry Moore
	Dec. 15	1	³ Massachusetts	W, 28-17	Chattanooga, Tenn.	22,808	Jerry Moore
2007	Nov. 24	—	James Madison	W, 28-27	Boone, N.C.	14,040	Jerry Moore
	Dec. 1	—	Eastern Washington	W, 38-35	Boone, N.C.	16,947	Jerry Moore
	Dec. 7	—	Richmond	W, 55-35	Boone, N.C.	24,140	Jerry Moore
	Dec. 14	—	Delaware	W, 49-21	Chattanooga, Tenn.	23,010	Jerry Moore
2008	Nov. 29	2	South Carolina State	W, 37-21	Boone, N.C.	13,712	Jerry Moore
	Dec. 6	2	Richmond	L, 33-13	Boone, N.C.	15,215	Jerry Moore
2009	Nov. 28	—	South Carolina State	W, 20-13	Boone, N.C.	12,216	Jerry Moore
	Dec. 5	—	¹ Richmond	W, 35-31	Richmond, Va.	7,272	Jerry Moore
	Dec. 12	—	¹ Montana	L, 24-17	Missoula, Mont.	24,207	Jerry Moore
2010	Dec. 4	1	Western Illinois	W, 42-14	Boone, N.C.	13,322	Jerry Moore
	Dec. 11	1	Villanova	L, 42-24	Boone, N.C.	15,706	Jerry Moore
2011	Dec. 3	—	Maine	L, 34-12	Boone, N.C.	15,291	Jerry Moore
2012	Dec. 1	—	Illinois State	L, 38-37 (OT)	Boone, N.C.	16,719	Jerry Moore

APP STATE IN THE POSTSEASON BY THE NUMBERS

Years App State has advanced to postseason play:	36
Bowl appearances:	18 (in 16 years)
NCAA Division I FCS/Division I-AA playoff appearances:	20
Overall postseason record:	37-26
Bowl games:	11-7
Conference championship games:	2-2
NCAA Division I-AA/Division I FCS playoffs:	24-17
Postseason record at neutral sites:	12-6
Bowl games:	9-6
NCAA Division I-AA/Division I FCS playoffs:	3-0
Postseason record at home:	19-9
Conference championship games:	2-0
NCAA Division I-AA/Division I FCS playoffs:	17-9
Postseason record on the road:	6-11
Bowl games:	2-1
Conference championship games:	0-2
NCAA Division I-AA/Division I FCS playoffs:	4-8
Postseason coaching records:	
Jerry Moore	22-15
Scott Satterfield	4-0
Shawn Clark	3-3
Sparky Woods	2-2
E.C. Duggins	2-5
Elijah Drinkwitz	1-0
Mark Ivey	1-0
C.B. Johnston	1-0
Kidd Brewer	1-1

NOTING APP STATE IN THE POSTSEASON

- App State was the first program to ever win three consecutive NCAA Division I FCS/Division I-AA national championships and remains one of only two programs to accomplish the feat.
- Only eight programs in NCAA football history boast three straight national titles, regardless of division. App State became the first Division I program (FCS or FBS) to accomplish the feat in 61 years when it won its third consecutive title in 2007.

NCAA PROGRAMS WITH THREE STRAIGHT NATIONAL CHAMPIONSHIPS

Team (Division)	Years
Minnesota (I)	1934-36
Army (I)	1944-46
Augustana (III)	1983-86
North Alabama (II)	1993-95
Mount Union (III)	1996-98; 2000-02
App State (I-AA/FCS)	2005-07
Wisconsin-Whitewater (III)	2009-11
North Dakota State (FCS)	2011-15, 2017-19

- App State is the only school from the state of North Carolina to ever win an NCAA football national championship and the only public institution in the state of North Carolina to win a national title on any level of college football (private institutions Lenoir-Rhyne and Elon have won NAIA national championships).



2005 NCAA DIVISION I-AA NATIONAL CHAMPIONS

2005 FCS CHAMPIONS



12-3 OVERALL • 6-1 SoCon

ROSTER

No.	Name	Pos.	Class	No.	Name	Pos.	Class
17	Zach Amedro	QB	Fr.	20	Clint Manuel	RB	So.
31	Pierre Banks	LB	So.	9	William Mayfield	WR	Jr.
92	Mina Banoub	DL	Jr.	22	Craig McCarter	DB	Fr.
3	Hans Batichon	WR	So.	34	Ellis McDowell	LB	Fr.
80	Daniel Bettis	TE	Jr.	81	Clay McKnight	WR	Fr.
72	Jonathan Bieschke	OL	Fr.	37	Marcial Medina	DL	Jr.
79	Larry Blackwood	OL	Jr.	65	Josh Miller	OL	Jr.
29	Seth Breitenstein	DB	Fr.	44	Marques Murrell	DL	Jr.
76	Kerry Brown	OL	So.	86	Jim Bob Norman	WR	So.
94	Llord Byrom	DL	Fr.	34	Wayne Norman	RB	Fr.
95	Omar Byrom	DL	Jr.	75	Grant Oliver	OL	Sr.
88	Nic Cardwell	TE	So.	93	Arthur Orlebar	DL	Sr.
60	Brad Coley	OL	Fr.	90	Daniel Orlebar	DL	Jr.
63	Jeff Corning	OL	Sr.	77	Ryan Peedin	OL	Fr.
42	T.J. Courman	RB	Fr.	74	Mike Portante	DL	Jr.
4	Anthony Cruver	WR	Fr.	57	Alex Ramirez	LS	Fr.
24	Josh Davis	DB	Fr.	83	Shon Ramseur	WR	Fr.
21	Dominick Dingle	DB	Jr.	91	Julian Rauch	PK/P	So.
99	Matt Dodge	P	Fr.	28	Kevin Richardson	RB	So.
12	Travis Dowda	DB	Fr.	25	Billy Riddle	DB	So.
15	Trey Elder	QB	So.	70	Jeremy Robertson	OL	Jr.
12	Eric Elsener	WR	Sr.	40	Jacque Roman	LB	Fr.
58	Daniel Finnerty	DL	Fr.	78	Cory Rycroft	OL	Fr.
45	Austin Guarino	DL	Fr.	30	Shea Sample	LB	Fr.
53	Nick Harding	LB	Fr.	64	John Sevier	OL	So.
84	Brandall Hawkins	WR	Fr.	52	Drew Shoaf	DL	Jr.
5	Bryon Heath	LB	Fr.	41	Brandon Simpkins	LB	Fr.
35	Trey Hennessee	RB	Fr.	38	Monte Smith	LB	Jr.
37	Ryan Hennessey	DB	Fr.	54	Tommy Sofield	DL	Jr.
52	J.T. Holleman	OL	Jr.	27	Cam Speer	LB	So.
39	Will Hollowell	LB	So.	10	Ryan Stell	QB	Fr.
67	John Holt	OL	So.	55	Bryson Stewart	LB	Fr.
36	Titus Howard	DB	So.	14	Hunter Stewart	QB	Fr.
97	Jason Hunter	DL	Sr.	89	Brian Stokes	TE	Fr.
62	Matt Isenhour	OL	Jr.	89	Chris Stretch	PK	Fr.
2	Dexter Jackson	WR	So.	56	Joe Suiter	DL	Sr.
33	Josh Jackson	RB	Fr.	66	Scott Suttle	OL	So.
49	Chris Johnson	LB	Fr.	43	Gary Tharrington	DL	Fr.
55	Justin Johnson	LB	Fr.	6	Jerome Touchstone	DB	So.
10	Zach Johnson	WR	Sr.	16	Chad Tuff	DB	Fr.
98	Adam Kassouf	P	Fr.	14	Brandon Turner	WR	Sr.
46	Zodd Kelly	LB	Sr.	26	C.J. Underwood	RB	Fr.
48	Charles King	LB	So.	19	Tavaris Washington	WR	Fr.
13	Michael King	DB	Jr.	33	Brad West	LB	Sr.
87	Brandon Knox	WR	Fr.	31	Marcus White	RB	Jr.
51	Kyle Knox	OL	Jr.	8	Jeremy Wiggins	DB	Jr.
11	Chase Laws	QB	Jr.	24	Allen Williams	RB	Fr.
68	Tony Lester	DL	So.	7	Richie Williams	QB	Sr.
82	Jermene Little	WR	Sr.	85	Dominique Wilson	WR	Fr.
22	Leonard Love	DB	Fr.	59	Russell Wilson	LS	So.
47	Corey Lynch	DB	So.	18	Justin Woazeah	DB	So.

RESULTS


Sept. 3	at Eastern Kentucky	W, 24-16
<i>Mountaineers force four turnovers and commit none in first season-opening win since 2001</i>		
Sept. 10	at Kansas	L, 38-6
<i>App State fell to 0-8 all-time when playing west of the Mississippi River</i>		
Sept. 17	Coastal Carolina	W, 30-3
<i>Apps outgain Chanticleers, 582-225, including 353-98 advantage in rushing yards</i>		
Sept. 24	at The Citadel*	W, 45-13
<i>Mountaineers score 24 points off four Bulldog turnovers in SoCon-opening victory</i>		
Oct. 8	at Furman*	L, 34-31
<i>Williams becomes Appalachian's all-time total offense leader with 396 yards in setback</i>		
Oct. 15	Georgia Southern*	W, 24-7
<i>Richardson racks up 285 all-purpose yards, including 208 on the ground</i>		
Oct. 22	at Wofford*	W, 49-17
<i>Williams amasses 322 yards of total offense, Little makes six catches for 125 yards</i>		
Oct. 29	Chattanooga*	W, 35-25
<i>Williams becomes App State's all-time leading passer with 256 yards through the air</i>		
Nov. 5	at LSU	L, 24-0
<i>App State trails I-A's sixth-ranked team just 14-0 in fourth quarter</i>		
Nov. 12	Western Carolina*	W, 35-7
<i>Largest crowd in school history (25,584) sees ASU reclaim Old Mountain Jug</i>		
Nov. 19	at Elon*	W, 52-14
<i>Apps clinch first outright SoCon title since 1995 with 10th-straight win over Phoenix</i>		
Nov. 26	Lafayette^	W, 34-23
<i>App State overcomes 17-10 halftime deficit to roll into second round</i>		
Dec. 3	Southern Illinois^	W, 38-24
<i>App State jumps out to 24-0 lead midway through second quarter to set up semifinal rematch with Furman</i>		
Dec. 10	Furman^	W, 29-23
<i>Elder comes off the bench in place of injured Williams to lead Apps to first title game</i>		
Dec. 16	Northern Iowa^	W, 21-16
<i>Hunter's 15-yard scoop-and-score lifts Mountaineers to first-ever national championship</i>		

* Southern Conference game
^ NCAA Division I-AA playoffs

DEC. 16, 2005 • FINLEY STADIUM • CHATTANOOGA, TENN.
NO. 2 APP STATE 21
NORTHERN IOWA 16

SCORING SUMMARY	1	2	3	4	F
MOUNTAINEERS	0	7	7	7	—
PANTHERS	6	10	0	0	—

ATTENDANCE: 20,236



Without starting quarterback Richie Williams, who was out with a severe ankle injury in the first half, App State fell behind, 16-7.



Murrell's counterpart on the defensive line, Jason Hunter, scooped up the loose ball at the UNI 15.

SCORING SUMMARY

FIRST QUARTER

11:36 UNI Brian Wingert 50 field goal
 9:45 UNI Wingert 26 field goal

SECOND QUARTER

13:18 APP Kevin Richardson 5 run (Julian Rauch kick)
 8:20 UNI David Horne 2 run (Wingert kick)
 1:09 UNI Wingert 31 field goal

THIRD QUARTER

6:05 APP Richardson 1 run (Rauch kick)

FOURTH QUARTER

9:14 APP Jason Hunter 15 fumble recovery (Rauch kick)



With Williams back at the helm, the Mountaineers cut the deficit to 16-14 on Kevin Richardson's one-yard touchdown run in the third quarter.



Hunter galloped untouched into the end zone to give App State a 21-16 lead with 9:14 left to play, setting off a wild celebration on the App State sideline and among the 12,000-plus Mountaineer fans in the stands.

TEAM STATISTICS

	App State	Northern Iowa
First Downs	18	21
Rushes—Net Yards	28-46	47-102
Passing Yards	252	181
Passes (Comp-Att-Int)	19-42-1	17-31-0
Total Offense	298	283
Fumbles—Lost	2-2	3-1
Penalties—Yards	4-40	5-45
Punts—Avg	7-41.9	9-37.9
Punt Returns—Yards	2-9	5-16
Kickoff Returns—Yards	2-50	4-83
Interception Returns—Yards	0-0	1-0
Fumble Returns—Yards	1-15	0-0
Third-Down Efficiency	8 of 15	6 of 19
Fourth-Down Efficiency	0 of 0	0 of 0
Possession Time	23:34	36:26

INDIVIDUAL STATISTICS

RUSHING — APP: Richardson 17-51; Hennessee 1-8; Turner 1-3; Williams 1-3; Courman 1 (-2); Little 1 (-3); Team 2 (-4); Elder 4 (-10)
 UNI: Horne 22-102; Freeny 8-41; Breeland 1 (-11); Sanders 15 (-14); Team 1 (-16).

PASSING — APP: Williams 26-10-0, 129 yds.; Elder 16-9-1, 123 yds.
 UNI: Sanders 31-17-0, 181 yds.

RECEIVING — APP: Johnson 6-101; Turner 4-78; Richardson 3-34; Jackson 3-25; Little 2-13; Courman 1-1
 UNI: Surrency 5-59; Horne 3-20; Hunter 2-20; Lindgren 2-16; Cutright 2-10; Goodwin 1-32; Bradley 1-23; Breeland 1-1.

INTERCEPTIONS—APP: None. UNI: T. Varner 1-0.

APP DEFENSIVE STATS—**Tackles**: J. Hunter 9-1-10, M. Murrell 7-2-9, B. West 6-1-7, J. Wozeah 6-0-6, J. Suiter 4-2-6, M. Smith 5-0-5, C. Speer 4-1-5, J. Wiggins 4-1-5, J. Touchstone 4-0-0, Z. Kelly 3-0-3, O. Byrom 2-1-3, B. Riddle 2-0-2, A. Orlebar 1-1-1, S. Breitenstein 1-0-0, T. Howard 1-0-0. **Forced Fumbles**: M. Murrell 2, C. Speer. **Fumble Recoveries**: J. Hunter 1-15. **Tackles for Loss**: M. Murrell 5.5-38, J. Hunter 3-21, M. Smith 1-2, J. Touchstone 1-2, J. Suiter 0.5-4, C. Speer 0.5-0, O. Byrom 0.5-3. **Sacks**: J. Hunter 2-20, M. Murrell 2-22, O. Byrom 0.5-3, J. Suiter 0.5-4. **PBU's**: J. Wozeah 2, J. Wiggins 2.



With under 10 minutes left to play, Northern Iowa quarterback Eric Sanders dropped back to pass from his own 25 yard line.



Murrell and Hunter combined for two more sacks down the stretch to squelch the Panthers' final scoring opportunities.



App State defensive end Marques Murrell came off the left edge to strip the ball from Sanders.



Richardson's first-down run in the waning minutes sealed App State's first-ever national championship.

"It just feels so good that I could do something to leave a legacy like that because it's part of history. I'm glad to be a part of that."

— 2005 NCAA Division I-AA Championship MVP Jason Hunter



2006 NCAA DIVISION I-AA NATIONAL CHAMPIONS

2006 FCS CHAMPIONS



14-1 OVERALL • 7-0 SoCon

ROSTER

No.	Name	Pos.	Class	No.	Name	Pos.	Class
93	Josh Achor	DL	Fr.	63	Daniel Kilgore	OL	Fr.
61	Mario Acitelli	OL	Fr.	13	Mike King	LB	Sr.
17	Zach Amedro	QB	Fr.	87	Brandon Knox	WR	Fr.
31	Pierre Banks	LB	So.	51	Kyle Knox	OL	Sr.
92	Mina Banoub	DL	Sr.	11	Chase Laws	QB	Sr.
3	Hans Batichon	WR	Jr.	68	Tony Lester	DL	Jr.
80	Daniel Bettis	TE/DL	Sr.	22	Leonard Love	DB	So.
72	Jonathan Bieschke	OL	So.	47	Corey Lynch	DB	Jr.
79	Larry Blackwood	OL	Sr.	20	Clint Manuel	RB	Jr.
39	Philip Bould	DB	Fr.	35	Cody Marshall	LB	Fr.
29	Seth Breitenstein	DB	So.	9	William Mayfield	WR	Sr.
76	Kerry Brown	OL	Jr.	56	Ellis McDowell	LB	Fr.
94	Llord Byrom	DL	So.	81	Clay McKnight	WR	So.
95	Omarr Byrom	DL	Sr.	65	Josh Miller	DL	Sr.
88	Nic Cardwell	TE	Jr.	71	Pat Mills	OL	Fr.
41	Brett Champion	TE	Fr.	30	Devon Moore	RB	Fr.
34	Matt Cline	WR	Fr.	44	Marques Murrell	DL	Sr.
24	Dustin Clodfelter	DB	Fr.	77	Jacob Newton	OL	Fr.
60	Brad Coley	OL	So.	86	Jim Bob Norman	WR	Jr.
17	Matt Corbin	PK	Fr.	90	Daniel Orlebar	DL	Sr.
12	T.J. Courman	WR	So.	91	Julian Rauch	PK/P	Jr.
4	Anthony Cruver	WR	So.	28	Kevin Richardson	RB	Jr.
24	Josh Davis	DB	So.	25	Billy Riddle	DB	Jr.
21	Dominick Dingle	DB	Sr.	70	Jeremy Robertson	OL	Sr.
42	Travis Dowda	DB	Fr.	46	Tony Robertson	DL	Fr.
14	Armanti Edwards	QB	Fr.	40	Jacque Roman	LB	Fr.
15	Trey Elder	QB	Jr.	83	Cory Rycroft	TE	So.
63	Les Ellis	LS	Fr.	30	Shea Sample	LB	Fr.
58	Daniel Finnerty	DL	Fr.	64	John Sevier	OL	Jr.
84	B.J. Frazier	WR	Fr.	41	Brandon Simpkins	LB	So.
5	Cortez Gilbert	DB	Fr.	50	Nick Sloan	OL	Fr.
75	David Guy	OL	Fr.	38	Monte Smith	LB	Sr.
48	Brad Hardee	LB	Fr.	54	Tommy Sofield	DL	Sr.
53	Nick Harding	LB	So.	27	Cam Speer	LB	Jr.
20	Tyrrell Harrell	DB	Fr.	10	Hunter Stewart	QB	Fr.
73	Corbett Harris	OL	Fr.	89	Brian Stokes	TE	Sr.
55	Bryon Heath	LB	So.	66	Scott Suttle	OL	Jr.
35	Trey Hennessee	TE/RB	So.	22	Will Tallent	RB	Fr.
7	James Hill	WR	So.	96	Gary Tharrington	DL	Fr.
16	CoCo Hillary	WR	Fr.	6	Jerome Touchstone	DB	Jr.
52	J.T. Holleman	OL	Sr.	16	Chad Tuff	DB	Fr.
67	John Holt	OL	Jr.	26	Jason Vitaris	PK	Fr.
36	Titus Howard	DB	Jr.	19	Tavaris Washington	WR	Fr.
86	Reynaldo Hunter	WR	So.	43	Robert Welton	RB	Fr.
57	Brett Irvin	OL	Fr.	31	Marcus White	RB	Sr.
62	Matt Isenhour	OL	Sr.	8	Jeremy Wiggins	DB	Sr.
2	Dexter Jackson	WR	Jr.	98	Anthony Williams	DL	Fr.
33	Josh Jackson	RB	Fr.	85	Dominque Wilson	TE/WR	Fr.
49	Chris Johnson	LB	So.	59	Russell Wilson	LS	Jr.
82	Josh Johnson	WR	Fr.	18	Justin Woazeah	DB	Jr.
55	Justin Johnson	LB	Fr.	97	Neil Young	P/PK	So.
99	Adam Kassouf	P	Fr.				

RESULTS

Sept. 2	at NC State	L, 23-10
<i>Mountaineers limit Wolfpack to just 36 passing yards in loss</i>		
Sept. 9	James Madison	W, 21-10
<i>Home-opening record crowd of 23,814 sees App State move to 56-18-2 in home openers</i>		
Sept. 16	Mars Hill	W, 41-0
<i>App State holds MHC to just 87 total yards to record first shutout since 2000 (52-0 vs. VMI)</i>		
Sept. 23	at Gardner-Webb	W, 41-6
<i>Dexter Jackson sets school record with 86- and 68-yard punt returns for touchdowns in win</i>		
Sept. 30	Elon*	W, 45-21
<i>Kidd Brewer Stadium-record crowd (26,620) on hand to see Mayfield catch nine passes for 182 yards</i>		
Oct. 7	at Chattanooga*	W, 56-21
<i>Apps score 40+ points in fourth-straight game for first time in school history</i>		
Oct. 14	Wofford*	W, 14-7
<i>App State makes two first-quarter touchdowns stand up in victory</i>		
Oct. 21	at Georgia Southern*	W, 27-20 ^{2OT}
<i>App State gets first win in Statesboro since 1996, moves to 4-2 all-time in overtime contests</i>		
Oct. 28	Furman*	W, 40-7
<i>Mountaineers score biggest win ever over rival Paladins; Richardson rushes for 4 TDs</i>		
Nov. 4	The Citadel*	W, 42-13
<i>Apps clinch at least a share of SoCon title, automatic playoff berth</i>		
Nov. 11	at Western Carolina*	W, 31-9
<i>App State earns second-straight outright SoCon title with 20th win over WCU in last 22 meetings</i>		
Nov. 25	Coastal Carolina^	W, 45-28
<i>Mountaineers jump out to 31-0 halftime lead and cruise to first-round win</i>		
Dec. 2	Montana State^	W, 38-17
<i>App State defense records seven sacks and limits MSU to just nine first downs in second-round win</i>		
Dec. 9	Youngstown State^	W, 49-24
<i>Richardson (145) and Edwards (110) both rush for 100-plus yards to send Apps to Chattanooga</i>		
Dec. 15	Massachusetts^	W, 28-17
<i>Richardson rushes for 179 yards and four touchdowns to give Apps back-to-back national titles</i>		

* Southern Conference game
^ NCAA Division I Football Championship

DEC. 15, 2006 • FINLEY STADIUM • CHATTANOOGA, TENN.
NO. 1 APP STATE 28
NO. 3 MASSACHUSETTS 17

SCORING SUMMARY	1	2	3	4	F
MOUNTAINEERS	7	7	0	14	—
MINUTEMEN	7	0	3	7	—

ATTENDANCE: 22,808



App State 7 • UMASS 7
1:15 TO GO • FIRST QUARTER

Both teams moved the ball with relative ease in the first 10 minutes of the second quarter, but all they had to show for it were swapped punts and a UMass interception deep in App State territory. The Mountaineers got the ball for only the second time in the second period when they fielded a punt at their own 22 yard line with just over five minutes left to play in the opening half. On the first play of the series, Edwards connected with his favorite target, William Mayfield, for a 35-yard gain. From there, the Mountaineer trio of Richardson, Edwards and Devon Moore banged out the final 43 yards of the drive on the ground, capped by Richardson's six-yard scoring run off right tackle with 49 seconds to go before halftime. The Apps' 11-play, 78-yard drive took 4:19 off the clock and assured them of taking a seven-point lead into the locker room.



App State 14 • UMASS 7
0:49 TO GO • SECOND QUARTER

After UMass knotted the contest at 14-14 with an 11-play, 81-yard scoring drive, App State got the ball back on its own 29 with 4:12 left to play in the third quarter looking to put together a lengthy scoring drive of its own. Thanks in large part to Richardson, who amassed 48 of the Mountaineers' 71 yards on the possession, the Apps did just that, marching 71 yards in 13 plays. Richardson punctuated the scoring drive by powering four yards through the heart of the line and into the end zone for his 29th touchdown of the season, tying the NCAA Division I FCS record set by Colgate's Jamaal Branch in 16 games in 2003. More importantly, Richardson's third scoring run of the evening gave the Mountaineers a seven-point lead with 13:22 remaining in the ballgame.



App State 21 • UMASS 14
13:22 TO GO • FOURTH QUARTER

When UMass cut the Mountaineers' lead to 21-17 on a 42-yard Chris Koepplin field goal with 8:46 to go, App State head coach Jerry Moore told quarterbacks coach Scott Satterfield, "We've got to run eight minutes off that clock." Satterfield replied, "We've got to score." Moore agreed. "I didn't say don't score. But we need to run some time off the clock." Richardson, who ran 11 times for 48 of Appalachian's 80 yards on the drive, made sure the Apps accomplished both goals. In all, thanks to Richardson's running and a key third-down completion from Edwards to fellow freshman Josh Johnson, App State ran 6:46 off the clock on the victory-sealing drive, which culminated with Richardson's fourth touchdown of the evening. The two-yard dive was also Richardson's 30th TD of the season, setting a new NCAA Division I FCS single-season record. Following Richardson's score, UMass' last-ditch effort was thwarted when Corey Lynch picked off a Liam Coen pass with 42 seconds to play.



App State 28 • UMASS 17
1:51 TO GO • FOURTH QUARTER

"Mission accomplished. We came out this year with the target on our back, but we stayed focused and we came out and we played our game right to the very end."

— 2006 NCAA Division I Championship MVP Kevin Richardson

2006 NCAA DIVISION I FOOTBALL CHAMPIONSHIP
 Finley Stadium/Davenport Field
 Chattanooga, Tennessee
 University of Tennessee at Chattanooga Sports and Events Committee, hosts
 December 15

SCORING SUMMARY

FIRST QUARTER

11:49 UM Matt Lawrence 1 run (Chris Koepplin kick)
 1:15 APP Kevin Richardson 45 run (Julian Rauch kick)

SECOND QUARTER

:49 APP Richardson 6 run (Rauch kick)

THIRD QUARTER

4:22 APP Brad Listorti 17 pass from Liam Coen (Koepplin kick)

FOURTH QUARTER

13:22 APP Richardson 4 run (Rauch kick)
 8:46 UM Koepplin 42 field goal
 1:51 APP Richardson 2 run (Rauch kick)

TEAM STATISTICS

	App State	UMass
First Downs	24	19
Rushes—Net Yards	53-285	32-151
Passing Yards	146	221
Passes (Comp-Att-Int)	12-19-1	20-33-2
Total Offense	431	372
Fumbles—Lost	0-0	0-0
Penalties—Yards	3-15	2-25
Punts—Avg	4-31.5	4-44.8
Punt Returns-Yards	3-36	1-2
Kickoff Returns-Yards	4-79	0-0
Interception Returns-Yards	2-23	1-0
Fumble Returns-Yards	0-0	0-0
Third-Down Efficiency	7 of 14	5 of 12
Fourth-Down Efficiency	2 of 2	1 of 1
Possession Time	33:10	26:50

INDIVIDUAL STATISTICS

RUSHING — APP: Richardson 30-179; Edwards 15-81; Moore 6-29; Team 2-(-4) **UMASS:** Baylark 24-133; Lawrence 2-13; Omar 1-8; Rancher 1-3; Coen 2-(-2); Washington 2-(-4).

PASSING — APP: Edwards 12-19-1, 146 yds. **UMASS:** Coen 20-33-2, 221 yds.

RECEIVING — APP: Mayfield 3-44; D. Jackson 3-44; Courman 3-25; J. Johnson 1-15; Richardson 1-14; Bettis 1-4 **UMASS:** Listorti 5-78; Moor 4-61; London 4-31; Baylark 3-24; Lawrence 2-14; Washington 1-7; Rancher 1-6.

INTERCEPTIONS—APP: M. Smith 1-6, C. Lynch 1-17. **UMASS:** J. Ihedigbo 1-0.

APP DEFENSIVE STATS—**Tackles:** J. Wiggins 7-1-8, C. Lynch 7-0-7, P. Banks 5-1-6, J. Touchstone 5-0-5, M. Murrell 3-1-4, M. Smith 3-1-4, J. Woazeah 3-0-3, C. Speer 3-0-3, O. Byrom 2-1-3, J. Roman 2-0-2, G. Tharrington 1-1-2, M. King 1-0-1, D. Orlebar 1-0-1. **Forced Fumbles:** None. **Fumble Recoveries:** None. **Tackles for Loss:** G., Tharrington 1-4, C. Lynch 1-3, P. Banks 1-1, J. Roman 1-1, M. Murrell 0.5-2, O. Byrom 0.5-2. **Sacks:** M. Murrell 0.5-2, O. Byrom 0.5-2. **PBUs:** None.



2007 NCAA DIVISION I-AA NATIONAL CHAMPIONS

2007 FCS CHAMPIONS



13-2 OVERALL • 5-2 SoCon

ROSTER

No.	Name	Pos.	Class	No.	Name	Pos.	Class
61	Mario Acitelli	OL	So.	13	Mark LeGree	DB	Fr.
44	Cedric Baker	RB	Fr.	26	Richard Long	RB	Fr.
31	Pierre Banks	LB	Jr.	22	Leonard Love	DB	Jr.
3	Hans Batichon	WR	Sr.	86	Calan Lynch	WR	Fr.
72	Jonathan Bieschke	OL	Jr.	47	Corey Lynch	DB	Sr.
	Derek Binns	WR	Fr.	89	Don Maciel	DL	Fr.
79	Larry Blackwood	OL	Sr.	81	Clay McKnight	WR	Jr.
56	Bobby Bozzo	DL	Fr.	71	Pat Mills	OL	Fr.
29	Seth Breitenstein	DB	Sr.	20	Devon Moore	RB	So.
76	Kerry Brown	OL	Sr.	77	Jacob Newton	OL	Fr.
88	Nic Cardwell	TE	Sr.	86	Jim Bob Norman	WR	Sr.
17	Matt Cline	WR	Fr.	30	Brandon Olsen	LB	Fr.
60	Brad Coley	OL	Jr.	93	Daniel Pratl	DL	Fr.
12	T.J. Courman	WR	Jr.	8	Brian Quick	WR	Fr.
4	Anthony Cruver	DB	Jr.	91	Julian Rauch	PK/P	Sr.
24	Josh Davis	DB	Jr.	25	Jared Reine	DB	Fr.
14	Armanti Edwards	QB	So.	90	Matt Reyes	DL	Fr.
37	Blake Elder	WR	Fr.	28	Kevin Richardson	RB	Sr.
15	Trey Elder	QB	Sr.	46	Tony Robertson	DL	So.
58	Daniel Finnerty	DL	So.	40	Jacque Roman	LB	So.
54	Jabari Fletcher	DL	Fr.	52	Zack Roos	DL	Fr.
85	B.J. Frazier	WR	Fr.	70	Matt Ruff	OL	Fr.
64	Orry Frye	OL	Fr.	78	Cory Rycroft	DL	Jr.
5	Cortez Gilbert	DB	So.	41	Brandon Simpkins	TE	Jr.
	Michael Gossenreiter	LB	Fr.	50	Nick Sloan	OL	Fr.
75	David Guy	OL	Fr.	9	D.J. Smith	LB	Fr.
48	Brad Hardee	LB	Fr.	83	Josh Smith	RB	Fr.
73	Corbett Harris	OL	Fr.	27	Cam Speer	LB	Sr.
35	Trey Hennessee	TE	Jr.	10	Hunter Stewart	QB	So.
7	James Hill	WR	Jr.	66	Scott Suttle	OL	Sr.
16	CoCo Hillary	WR	Fr.	96	Gary Tharrington	DL	So.
67	John Holt	OL	Sr.	62	Xan Thomas	OL	Fr.
51	Sherman Holt	LB	Fr.	43	Brandon Thompson	LB	Fr.
36	Titus Howard	DB	Sr.	68	Olafur Torfason	DL	Fr.
57	Brett Irvin	OL	Fr.	6	Jerome Touchstone	DB	Sr.
2	Dexter Jackson	WR	Sr.		Nic Vannoy	TE	Fr.
33	Josh Jackson	RB	So.	39	Jason Vitaris	PK	Fr.
49	Chris Johnson	LB	Jr.	19	Tavaris Washington	WR	So.
82	Josh Johnson	WR	So.	99	Tim Washington	DL	Jr.
55	Justin Johnson	DL	So.	21	Robert Welton	RB	Fr.
92	Jason Jones	DL	Fr.	45	Coad Westra	LB	Fr.
84	Ben Jordan	TE	Fr.	65	Anthony White	DL	Fr.
	Josh Jurius	DL	Fr.	98	Anthony Williams	DL	So.
34	Adam Kassouf	P	So.	94	Anthony Wilson	DL	Fr.
63	Daniel Kilgore	OL	Fr.	59	Russell Wilson	LS	Sr.
80	Ben King	WR	Fr.	95	Gordy Witte	DT	Fr.
87	Brandon Knox	WR	So.	18	Justin Woazeah	DB	Sr.
11	Chase Laws	WR/LB	Sr.	97	Neil Young	P/PK	Jr.

RESULTS

Sept. 1	at Michigan	W, 34-32
<i>Mountaineers shock the nation by becoming first FCS team to ever defeat a nationally ranked FBS team</i>		
Sept. 8	Lenoir-Rhyne	W, 48-7
<i>Mountaineers lead 38-0 with 6:43 to go in 2nd quarter and cruise to win in front of KBS-record 28,802</i>		
Sept. 15	Northern Arizona	W, 34-21
<i>Richardson catches seven passes for 122 yds and two TDs (all career highs) in win</i>		
Sept. 22	at Wofford*	L, 42-31
<i>Terriers snap Apps' 17-game winning streak, which was the longest D-I streak in the nation (FCS or FBS)</i>		
Sept. 29	at Elon*	W, 49-32
<i>App State registers 365 rushing yards, most since 2000</i>		
Oct. 6	Gardner-Webb	W, 45-7
<i>Richardson scores four touchdowns in second quarter to spark rout</i>		
Oct. 20	Georgia Southern*	L, 38-35
<i>Nation's longest home winning streak snapped at 30 with Mountaineers' first loss at The Rock since 11/30/02</i>		
Oct. 27	at Furman*	W, 34-27
<i>Mountaineers defeat rival Paladins for sixth time in last seven meetings</i>		
Nov. 3	at The Citadel*	W, 45-24
<i>Edwards rushes for school-record 291 yards, true freshman Smith records 16 tackles in victory</i>		
Nov. 10	Western Carolina*	W, 79-35
<i>Apps post most points and yards (743) since 1936 for 21st win in last 23 meetings vs. WCU</i>		
Nov. 17	Chattanooga*	W, 37-17
<i>Richardson becomes Appalachian's all-time leading rusher to help propel Apps to third-straight SoCon title</i>		
Nov. 24	James Madison^	W, 28-27
<i>Roman forces fumble inside App State 10 and Banks recovers with 22 seconds left to seal heart-stopping win</i>		
Dec. 1	Eastern Washington^	W, 38-35
<i>Mountaineers lead by 17 points with under 4:00 to go, hold on for quarterfinal triumph</i>		
Dec. 7	Richmond^ (ESPN2)	W, 55-35
<i>Edwards torches Spiders for D-I QB record 313 rushing yards and accounts for 495 total yards and seven TD</i>		
Dec. 14	vs. Delaware	W, 49-21
<i>Mountaineers dominate Joe Flacco-led Blue Hens in all facets en route to unprecedented third-straight title</i>		

DEC. 14, 2007 • FINLEY STADIUM • CHATTANOOGA, TENN.

DELAWARE 21
APP STATE 49

SCORING SUMMARY	1	2	3	4	F
BLUE HENS	0	7	7	7	—
MOUNTAINEERS	14	14	7	14	—

ATTENDANCE: 23,010



App State 7 • DELAWARE 0
10:47 TO GO • FIRST QUARTER

Delaware appeared to grab its first momentum of the evening when future first-round draft pick Joe Flacco tossed a 39-yard touchdown to Mark Duncan with 1:10 remaining before halftime, seemingly cutting Appalachian's lead to two touchdowns heading into the locker room. However, just 26 seconds later, the Mountaineers took the momentum back for good when Edwards found Dexter Jackson for a 72-yard touchdown that extended the App State advantage back to 21 points. Delaware would get no closer the rest of the evening.

Unlike its first two trips to Chattanooga for the national championship game, App State wasted no time in getting on the board in the 2007 title tilt, as it forced Delaware to punt after a three-and-out on the opening possession then promptly marched 58 yards in just six plays to take a 7-0 lead. Buoyed by spectacular downfield blocking from his offensive lineman, Richardson took a screen pass from Armanti Edwards and needed to beat just one UD defender at the goal line.



App State 28 • DELAWARE 7
0:44 TO GO • SECOND QUARTER

With a 21-point lead early in the third quarter, App State methodically marched down the field and capped a 14-play, 67-yard drive with an eight-yard touchdown pass from Edwards to Richardson. Richardson accounted for 29 of the drive's 67 yards, including the eight-yard touchdown play in which he snuck out of the backfield and down the left sideline completely unnoticed by the Blue Hen defense for what might have been the easiest of his 74 career scores. Richardson's eighth touchdown in three national championship games came on a six-yard run midway through the fourth quarter. Richardson was the workhorse once again on the scoring drive, as he picked up 51 yards on the possession and went over the 100-yard rushing plateau for the 19th time in his illustrious career.




App State 42 • DELAWARE 14
6:02 TO GO • FOURTH QUARTER

With Richardson and the majority of Appalachian's starters watching from the sideline, senior Trey Elder capped the rout with a 53-yard touchdown scamper that brought the Black and Gold contingent pouring out of the stands and onto the sidelines with more than three minutes still to play. In his last collegiate game, Richardson came up huge once again on FCS football's biggest stage, finishing with 145 total yards (118 rushing, 27 receiving) and three of Appalachian's nine touchdowns but the most memorable play of the evening was undoubtedly the touchdown run by Elder, who was Appalachian's starter behind center in the 2005 title-game victory over Northern Iowa but is best known for the selfishness that he displayed in backing up a pair of all-America signal-callers in Richie Williams and Armanti Edwards during his four years in the Black and Gold.



App State 49 • DELAWARE 14
3:29 TO GO • FOURTH QUARTER



SCORING SUMMARY
FIRST QUARTER

- 10:47 APP K. Richardson 19 yd pass from Armanti Edwards (Julian Rauch kick)
- 4:15 APP Devon Moore 46 yd run (Julian Rauch kick)

SECOND QUARTER

- 10:22 APP Daniel Kilgore 0 yd fumble recovery (Julian Rauch kick)
- 1:10 DEL Duncan 39 yd pass from Flacco (Striefsky kick)
- :44 APP Dexter Jackson 60 yd pass from Armanti Edwards (Julian Rauch kick)

THIRD QUARTER

- 4:56 APP K. Richardson 8 yd pass from Armanti Edwards (Julian Rauch kick)
- :54 DEL Cuff 1 yd run (Striefsky kick)

FOURTH QUARTER

- 6:02 APP K. Richardson 6 yd run (Julian Rauch kick)
- 3:29 APP Trey Elder 53 yd run (Julian Rauch kick)
- 3:18 DEL Duncan 75 yd kickoff return (Striefsky kick)

TEAM STATISTICS

	Delaware	App State St.
First Downs	24	26
Rushes—Net Yards	31-98	61-358
Passing Yards	334	198
Passes (Comp-Att-Int)	23-48-0	9-15-0
Total Offense	432	556
Fumbles—Lost	0-0	0-0
Penalties—Yards	9-94	9-87
Punts—Avg	4-131	4-153
Punt Returns-Yards	1-6	2-(-7)
Kickoff Returns-Yards	8-189	4-64
Interception Returns-Yards	0-0	0-0
Fumble Returns-Yards	0-0	0-0
Third-Down Efficiency	7 of 16	7 of 12
Fourth-Down Efficiency	1 of 4	1 of 1
Possession Time	27:53	32:07

INDIVIDUAL STATISTICS

RUSHING — DEL: Cuff 21-84; Michaud 2-20; Flacco 7-(-1); Thaxton 1-(-5). APP: K. Richardson 22-118; Armanti Edwards 18-89; Trey Elder 2-71; Devon Moore 4-62; Josh Jackson 4-24; Tav. Washington 1-(-6); Daniel Kilgore 0-0.

PASSING — DEL: Flacco 23-48-0, 334 yds. APP: Armanti Edwards 9-15-0, 198 yds.

RECEIVING — DEL: Love 7-101; Duncan 7-83; Michaud 3-45; Cuff 3-41; Baker 2-49; Agnone 1-15. APP: Hans Batichon 2-30; K. Richardson 2-27; Dexter Jackson 1-60; CoCo Hillary 1-41; Devon Moore 1-19; Josh Johnson 1-12; T.J. Courman 1-9.

INTERCEPTIONS—UD: None. APP: None.

APP DEFENSIVE STATS— **Tackles**: D.J. Smith 5-5-10; Gilbert 5-4-9; Lynch 5-3-8; Howard 5-1-6; Roman 4-1-5; Banks 3-2-5; Williams 2-3-5; Touchstone 3-1-4; Robertson 1-2-3; LeGree 1-2-3; Hardee 1-1-2; Tharrington 1-1-2; Dowda 0-2-0; J. Jackson 0-2-2; Finnerty 0-2-2; Ti. Washington 1-0-1; Laws 1-0-1; Fletcher 1-0-1; Love 0-1-1; Wilson 0-1-1. **Forced Fumbles**: None. **Fumble Recoveries**: None. **Tackles for Loss**: Williams 2-8; Ti. Washington 1-7; Laws 1-6; Tharrington 1-3; D.J. Smith 1-2; Gilbert 1-1. **Sacks**: Washington 1-7; Laws 1-6; Williams 1-3; Tharrington 1-3. **PBUs**: Lynch 4; Howard 3; Touchstone; Robertson.


"It means a lot because this is what you play for, to win championships. To do it three times is a heck of a way to go out."

— Three-time national champion running back Kevin Richardson



2015 CAMELLIA BOWL CHAMPIONS

2015 BOWL CHAMPIONS



11-2 OVERALL • 7-1 SUN BELT

ROSTER

No.	Name	Pos.	Class	No.	Name	Pos.	Class
18	Brad Absher	WR	Fr.	78	Chandler Greer	OL	Fr.
15	Mock Adams	WR	Fr.	44	Alanmichael Harkness	DL	Fr.
64	Bo Alexander	OL	Fr.	73	Davante Harris	OL	Sr.
22	Dustin Anderson	OLB	Jr.	17	Tae Hayes	DB	Fr.
5	Mykelti Armstrong	WR	Fr.	3	Deltron Hopkins	WR	Fr.
4	Jaylan Barbour	WR	Fr.	10	A.J. Howard	DB	So.
68	Brody Barrett	DL	Fr.		Colt Johnson	RB	Fr.
81	Bobo Beathard	WR	Sr.	74	Victor Johnson	OL	Fr.
49	Ronald Blair	DL	Sr.	13	Dante Jones	WR	So.
45	Eric Boggs	LB	So.	7	Malachi Jones	WR	Sr.
8	Josh Boyd	RB	Fr.	29	Aaron Krah	DB	Sr.
56	Thomas Bronson	DL	Sr.	11	Taylor Lamb	QB	So.
85	Barrett Burns	TE	Jr.	88	John Law	LB	Jr.
99	Stephen Burns	DL	Sr.	82	Zy Letman	WR	Jr.
16	Jaquil Capel	WR	Jr.	2	Ike Lewis	WR	So.
10	J.P. Caruso	QB	Fr.	76	Madison Malone	OL	Fr.
19	Nikia Cathey	RB	Fr.	59	Zach Matics	P/PK	Sr.
46	Bill Cecil	TE	So.	83	Simms McElfresh	WR	Sr.
60	Jesse Chapman	OL	Sr.	84	Montez McGuire	WR	Sr.
62	Hunter Cline	OL	Fr.	53	Cody McKinney	ILB	Jr.
75	Parker Collins	OL	Jr.	93	Elias McMurry	LS	Fr.
66	Jamie Collmar	OL/DL	Jr.	6	Shaedon Meadors	WR	So.
67	Shaq Counts	OL	Sr.	21	Doug Middleton	DB	Sr.
14	Marcus Cox	RB	Jr.	89	Michael Moll	TE	Jr.
91	Bentlee Critcher	P/PK	Jr.	25	Jalin Moore	RB	Fr.
36	Olawale Dada	DL	Jr.	61	Aidan Nesvisky	OL	Fr.
33	Eric Davidson	RB	Sr.	40	Nate Norwood	DL	Jr.
24	Akeem Davis	OLB	Fr.	50	Beau Nunn	OL	So.
55	Edward Davis	ILB	Fr.	80	Hunter Nunn	TE	So.
86	Levi Duffield	TE	So.	95	Devin Papeenheim	DL	Fr.
16	Jake Easter	QB	Fr.	18	Brandon Pinckney	DB	So.
52	Tobias Edge-Campbell	OL	Fr.	87	Colin Reed	TE	Fr.
96	Isaac Edwards	LS	Jr.	48	Dezmin Reed	OLB	Jr.
9	Austin Exford	DB	Fr.	41	Michael Rubino	PK	Fr.
97	Chris Favoroso	DL	Fr.	27	Junior Sigalo	DB	Fr.
28	Ricky Fergerson	RB	Fr.	42	Tee Sims	DL	Jr.
72	Tyson Fernandez	DL	Jr.	90	Tashion Singleton	DL	Jr.
63	Josh Filbey	OL	Fr.	94	Devin Slate	LS	Sr.
17	Curtis Fitch	QB	Fr.	54	Darian Small	DL	Jr.
58	Anthony Flory	ILB	Fr.	30	Oswaldo Sombo	OLB	Sr.
12	Jordan Ford	DB	Jr.	2	Zeb Speir	QB	Fr.
34	Desmond Franklin	DB	Fr.	92	Myquon Stout	DL	Fr.
51	Caleb Fuller	DL	So.	11	Devan Stringer	LB	So.
37	Teh'Ron Fuller	ILB	Fr.	77	Alex Taylor	OL	Fr.
16	Treyon Garnett	DB	So.	26	Josh Thomas	DB	Fr.
5	Latrell Gibbs	DB	So.	35	Toronto Thomas	ILB	Jr.
6	Kennan Gilchrist	DB	Jr.	31	Rashaad Townes	OLB	Jr.
47	Okon Godwin	OLB	Fr.	20	Terrence Upshaw	RB	So.
70	Colby Gossett	OL	So.	43	D.J. Ward	ILB	Sr.
3	Alex Gray	DB	Jr.	4	Mondo Williams	DB	Jr.
				39	Justin Wilson	DB	Fr.

RESULTS

Sept. 5	Howard	W, 49-0
<i>Apps dominate Howard for first shutout in season opener since 1960, rack up over 600 of offense.</i>		
Sept. 12	at Clemson	L, 41-10
<i>Three interceptions help lead then-No. 12 Clemson's win over the Mountaineers.</i>		
Sept. 26	at Old Dominion	W, 49-0
<i>Mountaineers outgain ODU, 501-175, and hands the Monarchs their first-ever shutout at home.</i>		
Oct. 3	Wyoming	W, 31-13
<i>Big plays in all facets of the game help lead Apps past Cowboys in rain-soaked affair.</i>		
Oct. 10	at Georgia State*	W, 37-3
<i>Lamb throws for then season-high 291 yards with three touchdowns en route to App State's dominant win.</i>		
Oct. 17	at UL Monroe*	W, 59-14
<i>Black and Gold's 35-0 second-half pummeling propels the Apps to convincing road win.</i>		
Oct. 22	Georgia Southern*	W, 31-13
<i>Defense holds Georgia Southern to season-low 188 yards, snaps GASO's 11-game SBC win streak and becomes bowl eligible for first time in school history.</i>		
Oct. 31	Troy*	W, 44-41^{3OT}
<i>Apps stop Troy's fake field-goal attempt before Matics nails game-winner in third overtime.</i>		
Nov. 5	Arkansas State*	L, 40-27
<i>Red Wolves snap Apps' 10-game SBC win streak after outscoring Mountaineers 23-6 in second half.</i>		
Nov. 14	at Idaho*	W, 47-20
<i>Jalin Moore shatters freshman record with 244 yards on the ground.</i>		
Nov. 28	UL Lafayette*	W, 28-7
<i>App State's defense holds the Cajuns to 248 yards of total offense on Senior Day.</i>		
Dec. 5	at South Alabama*	W, 34-27
<i>Cox's season-high 192 yards help App State slip past Jaguars on the road for the 10th win of the season.</i>		
Dec. 19	vs. Ohio	W, 31-29
<i>Apps wins first-ever FBS bowl game after Matics hits field goal in the final seconds.</i>		

DEC. 19, 2015 • CRAMTON BOWL • MONTGOMERY, ALA.

OHIO 29
APP STATE 31

SCORING SUMMARY	1	2	3	4	F
BOBCATS	0	17	7	5	—
MOUNTAINEERS	7	0	0	24	—
ATTENDANCE: 23,010					



App State 7 • OHIO 0
7:17 TO GO • FIRST QUARTER

However, the tide turned in the final 91 seconds of the half. On the first offensive play after Ohio's field goal, OU linebacker Quentin Poling picked off Lamb and returned the interception 20 yards for a touchdown to give the Bobcats a 10-7 lead. Things went from bad to worse five plays later when Lamb mishandled a snap and it was recovered by OU's Tony Porter at the App State 23 yard line. Two plays after the miscue, Ohio running back A.J. Ouellette rumbled in from seven yards out and, in the span of just 1:11, the Mountaineers' 7-0 lead had turned into a 17-7 halftime deficit.

After failing to connect on a 39-yard attempt on the first drive for the Apps, Taylor Lamb's 21 yard scamper from the Ohio's 21-yard line gave the Black and Gold a 7-0 lead in the opening period. App State took advantage of an Ohio unsportsmanlike conduct penalty that put the ball in the Bobcats' territory. That was the lone score of the first quarter while it could've have been a 13-0 lead. Matics, who had missed just one field goal all season going into the game, failed to connect on two attempts. The Mountaineers held a commanding 188-33 advantage in total yardage through a quarter-and-a-half but, due mainly to the two errant field-goal attempts, led just 7-0.



OHIO 17 • App State 7
0:20 TO GO • SECOND QUARTER

App State's comeback began in earnest late in the third quarter when it started what would turn out to be an 11-play, 97-yard touchdown drive. The series was aided by an unnecessary roughness penalty on Ohio defensive back Toran Davis, who clocked wide-out Dante Jones several steps after Jones was overthrown by Lamb on a third-and-seven play from the App State 44 yard line. Six plays later, Lamb found junior tight end Barrett Burns for a 17-yard touchdown pass that cut the deficit to 24-14.



OHIO 29 • App State 28
1:47 TO GO • FOURTH QUARTER

The monstrous comeback seemed unlikely when the Mountaineers entered the final period facing a 17-point deficit but they quickly turned the tables, scoring three touchdowns in a 1:56 span and taking a 28-24 advantage barely three minutes into the quarter. After App State's three-touchdown flurry, it was Ohio's turn to rally, which it did with a safety and a 21-yard field goal to retake a 29-28 lead with 1:47 to go. However, sophomore quarterback Taylor Lamb calmly led the Mountaineers on a nine-play, 73-yard drive over the final 107 seconds that culminated with Matics' 23-yard game-winner. Lamb accounted for 51 of the 73 yards on the game-winning drive, including a 32-yard run that moved App State from its own 41 yard line all the way to the OU 27 with a minute left on the clock. The victory set a new record for victories by a team in its first season as a full-fledged member of NCAA Division I FBS (previously Division I-AA) after transitioning from Division I FCS (previously I-AA) and the first team to win a bowl game in its initial season as a full-fledged FBS squad.



App State 31 • OHIO 29
FINAL

"I've been a part of football for a long, long time, but I've never been a part of a game like this."

— App State head coach Scott Satterfield



2015 BOWL CHAMPIONS

SCORING SUMMARY

FIRST QUARTER

7:17 APP Taylor Lamb 21 yd run (Zach Matics kick)

SECOND QUARTER

1:31 OHIO J. Yazdani 36 yd field goal
1:23 OHIO Quentin Poling 20 yd interception return (J. Yazdani Kick)
:20 APP A.J. Ouellette 7 yd run (J. Yazdani kick)

THIRD QUARTER

8:06 OHIO Jovon Johnson 45 yd fumble recovery (J. Yazdani Kick)

FOURTH QUARTER

13:52 APP Barrett Burns 17-yd pass from Taylor Lamb (Zach Matics kick)
13:10 APP Marcus Cox 26 yd run (Zach Matics kick)
11:56 APP Barrett Burns 8-yd pass from Taylor Lamb (Zach Matics kick)
6:06 OHIO Jovon Johnson Safety
1:47 OHIO J. Yazdani 21 yd field goal
0:00 APP Zach Matics 23 yd field goal

TEAM STATISTICS

	Ohio	App State St.
First Downs	15	24
Rushes—Net Yards	36-107	49-303
Passing Yards	165	124
Passes (Comp-Att-Int)	15-29-2	13-26-1
Total Offense	272	427
Fumbles—Lost	2-1	2-2
Penalties—Yards	7-85	9-80
Punts—Avg	8-35.2	4-35.0
Punt Returns-Yards	0-0	0-0
Kickoff Returns-Yards	6-346	4-78
Interception Returns-Yards	1-20-1	2-11
Fumble Returns-Yards	1-45-1	1-20
Third-Down Efficiency	3 of 14	5 of 13
Fourth-Down Efficiency	1 of 1	0 of 1
Possession Time	30:06	29:54

INDIVIDUAL STATISTICS

RUSHING — OHIO: Ouellette 14-45; Sprague 10-35; White 7-25; Windham 1-2; Patterson 2-2. **APP:** Marcus Cox 24-162; Jalin Moore 13-96; Taylor Lamb 9-51; Terrence Upshaw 2-8; TEAM 1-1-14

PASSING — OHIO: Sprague 14-28-2, 132 yds; Windham 1-1, 33 yds. **APP:** Taylor Lamb 13-26-1, 124 yds 2 TD

RECEIVING — OHIO: White. **APP:** Simms McElfresh 5-42; Barrett Burns 3-32 1 TD; Malachi Jones 2-30; Bobo Beathard 1-10; Jaylan Barbour 1-10; Ike Lewis 1-0

INTERCEPTIONS—OHIO: Poling 1-20 1 TD. **APP:** Latrell Gibbs 1-11, Mondo Williams 1-0

APP DEFENSIVE STATS—**Tackles:** Devan Stringer 4-6-10; Eric Boggs 4-5-9; Latrell Gibbs 6-1-7; Kennan Gilchrist 4-3-7; D.J. Ward 3-2-5; Doug Middleton 2-3-5; Ronald Blair 3-1-4; Teh'Ron Fuller 3-0-3; Tae Hayes 2-1-3; Caleb Fuller 1-2-3; Nate Norwood 0-3-3; A.J. Howard 1-1-2; Alex Gray 1-0-1 Austin Exford 1-0-1; Osvaldo Sombo 0-1-1; Stephen Burns 0-1-1; Tyson Fernandez 0-1-1; Terrence Upshaw 0-1-1; Anthony Flory 0-1-1; Mondo Williams 0-1-1. **Forced Fumbles:** Ronald Blair; Teh'Ron Fuller. **Fumble Recoveries:** Ronald Blair. **Tackles for Loss:** Eric Boggs 1.0-5; Kennan Gilchrist 1.0-5; Osvaldo Sombo 1.0-2; Tae Hayes 1.0-7; D.J. Ward 0.5-1; Osvaldo Sombo 0.5-0 **Sacks:** Eric Boggs, Kennan Gilchrist. **PBUs:** Latrell Gibbs 3; Doug Middleton 1; Tae Hayes; Stephen Burns 1; Jordan Ford 1.



2016 CAMELLIA BOWL CHAMPIONS

2016 BOWL CHAMPIONS



11-2 OVERALL • 7-1 SUN BELT

ROSTER

No.	Name	Pos.	Class	No.	Name	Pos.	Class
18	Brad Absher	WR	Fr.	39	Miller Kirkpatrick	LB	Fr.
15	Mock Adams	WR	Fr.	11	Taylor Lamb	QB	Jr.
64	Jake Appling	OL	Fr.	88	John Law	ILB	Sr.
4	Jaylan Barbour	WR	So.	82	Zy Letman	WR	Fr.
68	Brody Barrett	DL	Fr.	11	Jeremy Level	DB	Fr.
45	Eric Boggs	LB	So.	2	Ike Lewis	WB	Jr.
85	Barrett Burns	TE	Sr.	76	Madison Malone	OL	So.
16	Jaquil Capel	WR	Sr.	97	Matthew McClurg	OL	So.
10	J.P. Caruso	QB	So.	89	Mitchell McClurg	TE	Fr.
46	Bill Cecil	TE	Jr.	93	Elias McMurry	LS	So.
26	K.J. Chamberlain	DB	Fr.	6	Shaedon Meadors	WR	Jr.
75	Parker Collins	OL	Sr.	43	Ryan Miller	ILB	Fr.
66	Jamie Collmar	OL/DL	Sr.	25	Jalin Moore	RB	So.
53	Noel Cook	OLB	Fr.	61	Aidan Nesvisky	OL	Fr.
14	Marcus Cox	RB	Sr.	58	Ryan Neuzil	OL	Fr.
91	Bentlee Critcher	P/PK	Sr.	40	Nate Norwood	DL	Sr.
24	Akeem Davis	OLB	Fr.	50	Beau Nunn	OL	Jr.
55	Edward Davis	ILB	Fr.	80	Hunter Nunn	TE	Sr.
21	Aris Duffey	DB	Fr.	20	Cameron Pack	OLB	Fr.
86	Levi Duffield	TE	Jr.	95	Devin Papeheim	DL	Fr.
9	Jake Easter	QB	Fr.	12	Brandon Pinckney	DB	Jr.
52	Tobias Edge-Campbell	OL	So.	20	A'Darius Purifoy	DB	Fr.
19	Darrynton Evans	ATH	Fr.	87	Collin Reed	TE	Fr.
9	Austin Exford	DB	So.	48	Dezmin Reed	DL	Sr.
59	Jordan Fehr	OLB	Fr.	63	Ivan Reyes	OL	Fr.
72	Tyson Fernandez	DL	Sr.	84	Crisjohn Roscoe	WR	Fr.
98	Josh Filbey	OL	Fr.	41	Michael Rubino	PK	Fr.
17	Curtis Fitch	QB	So.	42	Tee Sims	DL	Sr.
44	Anthony Flory	ILB	Fr.	54	Darian Small	DL	Sr.
12	Jordan Ford	DB	Jr.	36	Kaiden Smith	DB	Fr.
34	Desmond Franklin	DB	Fr.	2	Zeb Speir	QB	Fr.
51	Caleb Fuller	DL	So.	91	Caleb Spurlin	DL	Fr.
37	Teh'Ron Fuller	ILB	Fr.	57	Chandler Staton	K	Fr.
16	Treyon Garnett	DB	So.	92	Myquon Stout	DL	So.
5	Latrell Gibbs	DB	So.	28	Devan Stringer	OLB	Jr.
6	Kennan Gilchrist	DB	Jr.	77	Alex Taylor	OL	Fr.
47	Okon Godwin	OLB	Fr.	7	Josh Thomas	DB	So.
83	Mykel Golden	WR	Sr.	35	Toronto Thomas	ILB	Sr.
70	Colby Gossett	OL	Jr.	12	Zac Thomas	QB	Fr.
3	Alex Gray	DB	Sr.	31	Rashaad Townes	ILB	Jr.
78	Chandler Greer	OL	So.	30	George Vinson	TE	Jr.
79	Will Hardin	OL	Fr.	81	Jalen Virgil	WR	Fr.
17	Tae Hayes	DB	So.	88	T.J. Watkins	WR	Fr.
3	Deltron Hopkins	WR	So.	55	Matt Williams	OL	Fr.
10	A.J. Howard	DB	Jr.	4	Mondo Williams	DB	Sr.
7	Jacob Huesman	QB	Fr.	27	Marcus Williams Jr.	RB	Fr.
99	John "Baer" Hunter	DL	Fr.	90	Chris Willis	DL	Sr.
18	Shemar Jean-Charles	DB	Fr.	60	Logan Wright	OL	Fr.
74	Victor Johnson	OL	Fr.				
13	Dante Jones	WR	Jr.				

RESULTS

Sept. 1	No. 9 Tennessee	L, 20-13
<i>Vols need overtime touchdown to fend off Mountaineers in Knoxville</i>		
Sept. 10	Old Dominion	W, 31-7
<i>Mountaineers dominate on both sides of the ball in home opener.</i>		
Sept. 17	Miami	L, 45-10
<i>Hurricanes' hot start dooms App State in first-ever home game against Power 5 program.</i>		
Sept. 24	at Akron	W, 45-38
<i>Jalin Moore rumbles for career-high 257 yards in high-scoring road win against the Zips.</i>		
Oct. 1	Georgia State*	W, 17-3
<i>Four interceptions and a stout defensive effort leads to 14-point triumph in Sun Belt opener.</i>		
Oct. 12	Louisiana*	W, 24-0
<i>App's strong first-half start leads to first home shutout for the Ragin' Cajuns since 2002.</i>		
Oct. 22	Idaho*	W, 37-19
<i>Freshman Clifton Duck has a coming out party with two picks and a touchdown to help App start 3-0 in conference action.</i>		
Oct. 27	at Georgia Southern*	W, 34-10
<i>The Black and Gold becomes bowl eligible for second straight season after routing archival in Statesboro.</i>		
Nov. 5	Texas State*	W, 35-10
<i>Taylor Lamb ties a career-high four touchdowns as Apps score at least 34 points in third straight game.</i>		
Nov. 12	at Troy*	L, 28-24
<i>Trojans score last-minute touchdown in battle of unbeatens.</i>		
Nov. 19	UL Monroe*	W, 42-17
<i>Marcus Cox sets career rushing record with 153 yards on the ground and three touchdowns.</i>		
Nov. 26	at New Mexico State	W, 37-7
<i>App State captures first Sun Belt Conference title after an impressive effort on the road.</i>		
Dec. 17	vs. Toledo	W, 31-28
<i>App State wins thrilling Camellia Bowl for second-straight season thanks to Michael Rubino's field goal with 5:14 remaining.</i>		



DEC. 17, 2016 • CRAMTON BOWL • MONTGOMERY, ALA.

APP STATE
TOLEDO

31
28

SCORING SUMMARY	1	2	3	4	F
MOUNTAINEERS	7	7	14	3	31
ROCKETS	7	7	14	0	28

ATTENDANCE: 20,500



App State 7 • TOLEDO 0
8:31 TO GO • FIRST QUARTER

App State forced a three-and-out to open the Camellia Bowl, then took its opening drive and marched 72 yards for a touchdown. Sun Belt Offensive Player of the Year Jalin Moore's 11-yard run on the first play got the Mountaineers going, and Zy Letman drew a pass interference penalty on third down to prolong a drive. App State scored when Deltron Hopkins took a forward flip from Taylor Lamb and raced 16 yards around right end.

App State 14 • TOLEDO 7
6:03 TO GO • SECOND QUARTER

Toledo quickly answered App State's first touchdown, as junior quarterback Logan Woodside connected with Corey Jones for 58 yards on the first play of the next drive, setting up a 15-yard touchdown reception by tight end Michael Roberts.


Marcus Cox eclipsed 5,000 career rushing yards on a 20-yard carry to close out the first quarter, and his 52nd career touchdown came on a 13-yard sprint around left end to give App State a 14-7 lead with just over six minutes left to play until halftime.



App State 21 • TOLEDO 14
8:04 TO GO • THIRD QUARTER

Toledo's Woodside found Cody Thompson for 25 yards on a corner route that set up a 26-yard touchdown run by Kareem Hunt to knot the score at 14-14 a few minutes before halftime.

App State, which ran twice as many plays as the Rockets in the opening half and outgained them 242-172, moved ahead 21-14 when Lamb capped a nine-play, 69-yard drive by racing into the end zone from 13 yards out on a fourth-and-1 play. It was part of a 126-yard rushing performance on nine carries from Lamb, who gave App State two 100-yard rushers.



APP STATE 28 • TOLEDO 21
2:16 TO GO • THIRD QUARTER

Toledo's Woodside hit Thompson for a 4-yard touchdown to tie the game at 21-21 late in the third quarter, but true freshman Darrynton Evans returned the ensuing kickoff 94 yards for a touchdown.

It was the first college touchdown for the 2016 graduate of New Smyrna Beach High School in Florida. He was App State's primary kickoff returner, but he also spent time at running back and wide receiver for the Mountaineers.



App State 31 • TOLEDO 28
5:14 TO GO • FOURTH QUARTER

Woodside found Thompson again on the next drive for 58 yards to set up Hunt's 1-yard TD leap in the last minute of the third quarter, creating the fourth and final tie at 28-28.

App State's Michael Rubino connected on a 39-yard field goal with 5:14 remaining, and Toledo moved inside the App 10 with less than two minutes left. Senior linebacker John Law and Montgomery native Josh Thomas made a stop for no gain on a third-and-2 play from the 8 to force a field-goal attempt, and Jameson Vest pushed the 30-yarder wide right after Toledo took a delay-of-game penalty.

Cox was 2 yards shy of posting his fourth straight 1,000-yard season when he sealed the outcome with a 10-yard gain on the first play of the final series.



App State 31 • TOLEDO 28
FINAL



SCORING SUMMARY

FIRST QUARTER

8:31 APP Deltron Hopkins 16-yd pass from Taylor Lamb (Michael Rubino kick)
6:59 TOLEDO Michael Roberts 15-yd pass from Logan Woodside (Jameson Vest kick)

SECOND QUARTER

6:03 APP Marcus Cox 13-yd run (Michael Rubino kick)
2:45 TOLEDO Kareem Hunt 26-yd run (Jameson Vest kick)

THIRD QUARTER

8:04 APP Taylor Lamb 13-yd run (Michael Rubino kick)
2:30 TOLEDO Cody Thompson 4-yd pass from Logan Woodside (Jameson Vest kick)
2:16 APP Darrynton Evans 94-yd kickoff return (Michael Rubino kick)
0:43 TOLEDO Kareem Hunt 1-yd run (Jameson Vest kick)

FOURTH QUARTER

5:14 APP Michael Rubino 39-yd field goal

TEAM STATISTICS

	Toledo	App State St.
First Downs	14	25
Rushes—Net Yards	28-127	49-297
Passing Yards	247	119
Passes (Comp-Att-Int)	18-26-0	14-33-0
Total Offense	374	416
Fumbles—Lost	0-0	0-0
Penalties—Yards	7-62	2-21
Punts—Avg	7-43	6-36.5
Punt Returns—Yards	1-25	0-0
Kickoff Returns—Yards	2-52	3-124
Interception Returns—Yards	0-0	0-0
Fumble Returns—Yards	0-0	0-0
Third-Down Efficiency	4 of 12	8 of 19
Fourth-Down Efficiency	0 of 0	1 of 2
Possession Time	24:16	35:44

INDIVIDUAL STATISTICS

RUSHING — TOLEDO: Hunt 22-120; Jones-Moore 3-8; Woodside 3(-1). **APP:** Marcus Cox 22-143; Taylor Lamb 9-126; Jalin Moore 16-35; Ike Lewis 1(-4); TEAM 1(-3)

PASSING — TOLEDO: Woodside 18-26-0, 247 yds, 2 TD.
APP: Taylor Lamb 14-32-0, 119 yds, 1 TD

RECEIVING — TOLEDO: Jones 6-72; Thompson 5-99; Hunt 2-26; Johnson 2-22; Roberts 2-19; Swanson 1-9. **APP:** Ike Lewis 2-24; Deltron Hopkins 2-19; Barrett Burns 2-19; Shaedon Meadors 2-18; Marcus Cox 2-10; Dante Jones 2-9; Zy Letman 1-11; Jaquill Capel 1-9

APP DEFENSIVE STATS — Tackles: John Law 6-5-11; Kennan Gilchrist 4-5-9; Eric Boggs 2-4-6; Alex Gray 3-1-4; Clifton Duck 2-1-3; Josh Thomas 1-2-3; Nate Norwood 1-2-3; A.J. Howard 1-1-2; Caleb Fuller 1-1-2; Devan Stringer 1-1-2; Tee Sims 1-1-2; Mondo Williams 1-1-2; Dezmin Reed 1-0-1; Austin Exford 1-0-1; Myquon Stout 0-1-1; Darrynton Evans 1-0-1; Akeem Davis 0-1-1. **Tackles for Loss:** John Law 1.0-1; Caleb Fuller 1.0-2; Tee Sims 1.0-7; Dezmin Reed 1.0-1; Myquon Stout 1.0-1. **Sacks:** Tee Sims, Myquon Stout.

"It was a great college football game. When it comes down to the end like that, it takes the small things to win."

— App State head coach Scott Satterfield



2017 DOLLAR GENERAL BOWL CHAMPIONS

2017 BOWL CHAMPIONS



9-4 OVERALL • 7-1 SUN BELT

ROSTER

No.	Name	Pos.	Ht.	Wt.	Class	No.	Name	Pos.	Ht.	Wt.	Class
2	Ike Lewis	WR	5-10	180	Sr.	47	Okon Godwin	DL	6-2	250	Jr.
2	Zeb Speir	QB	6-2	204	So.	48	Demetrius Taylor	LB	6-1	240	Fr.
4	Clifton Duck	DB	5-10	175	So.	50	Beau Nunn	OL	6-4	300	Sr.
5	Thomas Hennigan	WR	6-2	210	Fr.	51	Caleb Fuller	DL	6-0	241	Sr.
6	Desmond Franklin	DB	6-2	200	So.	52	Tobias Edge-Campbell	OL	6-2	295	Jr.
7	Jacob Huesman	QB	6-3	206	RFr.	52	D'Marco Jackson	LB	6-1	205	Fr.
7	Josh Thomas	DB	6-0	209	Jr.	53	Noel Cook	OLB	6-0	213	So.
8	Shemar Jean-Charles	DB	5-11	188	RFr.	54	Jermaine McDaniel Jr.	OLB	6-3	235	Fr.
9	Austin Exford	DB	6-2	200	Jr.	55	Matt Williams	OL	6-6	280	RFr.
9	Jake Easter	WR	6-2	190	So.	56	Nate Haskins	OL	6-5	280	RFr.
10	A.J. Howard	DB	5-11	200	Sr.	57	Elijah Diarrassouba	DL	6-0	250	RFr.
10	Tanner Wilson	QB	6-2	218	Fr.	58	Ryan Neuzil	OL	6-3	280	RFr.
11	Taylor Lamb	QB	6-2	200	Sr.	59	Jordan Fehr	ILB	6-2	220	SO.
11	Jeremy Level	DB	6-2	195	RFr.	60	Noah Hannon	OL	6-2	265	Fr.
12	Brandon Pinckney	DB	6-0	190	Sr.	61	Aidan Nesvisky	OL	6-4	260	RFr.
12	Zac Thomas	QB	6-2	205	RFr.	63	Ivan Reyes	OL	6-1	290	RFr.
13	Peyton Derrick	QB	6-2	185	Fr.	64	Jake Appling	OL	6-3	295	Fr.
13	Dante Jones	WR	5-11	185	Sr.	65	Gage Blackston	OL	6-4	285	Fr.
14	Malik Williams	WR	5-11	180	Fr.	67	Logan Wright	OL	6-4	305	RFr.
15	Mock Adams	WR	6-4	205	So.	68	Brody Barrett	DL	6-3	290	So.
16	De'Vonta Smith	RB	5-11	185	Fr.	69	Joe Hartung	OL	6-4	262	Fr.
17	Curtis Fitch	QB	6-0	195	Jr.	70	Colby Gossett	OL	6-6	320	Sr.
17	Tae Hayes	DB	5-11	185	Jr.	73	Cole Garrison	OL	6-4	280	RFr.
18	Brad Absher	WR	5-10	177	Jr.	74	Brock Macaulay	OL	6-6	290	Sr.
19	Daetrich Harrington	RB	6-0	195	Fr.	75	Victor Johnson	OL	6-5	290	So.
19	John Jennings	WR	6-3	190	Fr.	76	Madison Malone	OL	6-5	280	Jr.
20	Blythe Hall	LB	6-2	205	So.	78	Chandler Greer	OL	6-5	280	Jr.
20	A'Darius Purifoy	WR	6-0	195	RFr.	79	Will Hardin	OL	6-2	295	So.
21	Terrence Upshaw	RB	5-10	210	Sr.	80	Corey Sutton	WR	6-3	200	RSO.
22	Brock Gusler	WR	5-9	175	Fr.	81	Jalen Virgil	WR	6-2	210	RFr.
22	D'Andre Hicks	DB	5-10	175	Fr.	82	Zy Letman	WR	6-3	207	Sr.
24	Akeem Davis-Gaither	OLB	6-2	210	So.	83	Jake Henry	WR	5-11	175	Fr.
25	Jalin Moore	RB	5-11	205	Jr.	84	Crisjohn Roscoe	WR	6-2	213	RFr.
26	Marcus Williams Jr.	RB	5-10	200	RFr.	85	Zeke Brandle	TE	6-5	255	Fr.
27	DeMarcus Harper	RB	5-11	190	Fr.	86	Levi Duffield	TE	6-2	235	Sr.
28	Devan Stringer	OLB	5-11	208	Sr.	87	Collin Reed	TE	6-3	240	So.
29	Devonte Harrison	OLB	6-1	195	RFr.	88	Cameron Pack	DL	6-3	210	RFr.
30	Michael Queen	WR	6-1	204	Fr.	88	T.J. Watkins	WR	6-1	190	Sr.
31	Rashaad Townes	OLB	6-2	230	Sr.	90	Chris Willis	DL	6-2	252	RFr.
33	Edward Davis	ILB	6-0	230	So.	91	Chandler Staton	K	5-11	185	RFr.
34	Shaun Jolly	DB	5-10	170	Fr.	91	Tommy Dawkins	DL	6-1	220	RFr.
35	Steven Jones	DB	5-10	180	Fr.	92	Myquon Stout	DL	6-1	286	Jr.
36	Kaiden Smith	DB	6-1	198	RFr.	93	Elias McMurry	LS	6-1	232	Jr.
39	Xavier Subotsch	P	6-2	200	Fr.	94	Rylee Critcher	P	6-0	205	RFr.
40	Tim Frizzell	LB	6-2	223	Fr.	94	Josh Houser	DL	6-2	260	So.
41	Michael Rubino	PK	6-3	210	So.	95	Devin Papenheim	TE	6-6	262	So.
42	Tee Sims	DL	6-3	265	Sr.	96	Markell Clark	DL	6-2	264	Fr.
43	Clayton Howell	P	6-0	185	Fr.	97	Caleb Spurlin	DL	5-10	246	RFr.
44	Anthony Flory	ILB	6-2	235	Jr.	98	E.J. Scott	DL	6-2	280	So.
45	Eric Boggs	ILB	6-3	235	Sr.	99	Baer Hunter	DL	6-3	280	RFr.
46	Bill Cecil	TE	6-0	225	Sr.						

RESULTS

Sept. 2	at No. 15 Georgia	L, 31-10
<i>INTs by Desmond Franklin and Jordan Fehr set up App State's two scores against the eventual FBS runner-up.</i>		
Sept. 9	Savannah State	W, 54-7
<i>Taylor Lamb tied App State's single-game record by throwing five touchdown passes.</i>		
Sept. 16	at Texas State*	W, 20-13
<i>Senior safety A.J. Howard made a tackle at the 1-yard line on the final play of App State's Sun Belt opener.</i>		
Sept. 23	Wake Forest	L, 20-19
<i>Wake Forest blocked a 39-yard field goal attempt with five seconds left and a record 35,126 fans in attendance.</i>		
Oct. 7	New Mexico State*	W, 45-31
<i>App State's defense set a school record with six INTs, and Jalin Moore rushed for 241 yards in the comeback win.</i>		
Oct. 14	at Idaho*	W, 23-20
<i>The Mountaineers trailed 20-0 in the third quarter, but Michael Rubino made a go-ahead FG with 7:24 left.</i>		
Oct. 21	Coastal Carolina*	W, 37-29
<i>Taylor Lamb became the school's leader in career TD passes and threw for 427 yards in the comeback victory.</i>		
Oct. 28	at UMass	L, 30-27 (2OT)
<i>UMass' Logan Laurent forced OT by hitting a 45-yard field goal and hit a 36-yard field goal in the second OT.</i>		
Nov. 4	at ULM*	L, 52-45
<i>Taylor Lamb's third TD pass to Ike Lewis tied the game in the last minute, but ULM got a 50-yard TD pass with 23 seconds left to hand App State its only Sun Belt loss.</i>		
Nov. 9	Georgia Southern*	W, 27-6
<i>Taylor Lamb threw two touchdown passes, and App State's defense held Georgia Southern to 191 yards.</i>		
Nov. 25	at Georgia State*	W, 31-10
<i>Jalin Moore accounted for 239 of App State's 323 rushing yards and A.J. Howard had a 61-yard interception return.</i>		
Dec. 2	Louisiana*	W, 63-14
<i>Thomas Hennigan tied a school record by catching four touchdown passes as App State clinched a Sun Belt title.</i>		
Dec. 23	vs. Toledo	W, 34-0
<i>App State improves to 3-0 in bowl games and earns a bowl win against Toledo for the second straight year with a Dollar General Bowl shutout of the Rockets.</i>		

DEC. 23, 2017 • LADD-PEEBLES STADIUM • MOBILE, ALA.

APP STATE 34
TOLEDO 0

SCORING SUMMARY	1	2	3	4	F
MOUNTAINEERS	7	13	7	7	—
ROCKETS	0	0	0	0	—
ATTENDANCE: 28,706					



APP STATE 7 • TOLEDO 0
4:06 TO GO • FIRST QUARTER

With five minutes left in the opening quarter, Toledo began its second drive at its own 38, and App State linebacker Anthony Flory intercepted Logan Woodside's pass near midfield before returning the ball 19 yards to the Rockets' 36.

Jalin Moore covered all 36 yards with four rushes, using back-to-back gains of 15 and 10 to set up a 7-yard touchdown that started a one-sided rematch.

APPALACHIAN STATE UNIVERSITY VS. THE UNIVERSITY OF TOLEDO

DOLLAR GENERAL BOWL
MOBILE, ALABAMA

DECEMBER 23, 2017
LADD-PEEBLES STADIUM
MOBILE, ALABAMA

FBA

APP STATE 14 • TOLEDO 0
13:51 TO GO • SECOND QUARTER

App State forced a three-and-out after its initial touchdown and responded with an eight-play, 64-yard march.

True freshman Daetrich Harrington's 16-yard run moved the Mountaineers into Toledo territory, and senior quarterback Taylor Lamb's 23-yard connection with Ike Lewis set up a first down from the 13. Runs of 6 and 7 yards by Moore pushed App State into the end zone once again.



SCORING SUMMARY

FIRST QUARTER		
4:06	APP	Jalin Moore 7-yd run (Chandler Staton kick)
SECOND QUARTER		
13:51	APP	Jalin Moore 7-yd run (Chandler Staton kick)
8:09	APP	Chandler Staton 29-yd field goal
5:52	APP	Chandler Staton 23-yd field goal
THIRD QUARTER		
8:14	APP	Jalin Moore 31-yd run (Chandler Staton kick)
FOURTH QUARTER		
14:54	APP	Malik Williams 3-yd run (Chandler Staton kick)



APP STATE 20 • TOLEDO 0
HALFTIME

Another three-and-out helped by a quarterback hurry from Flory allowed App State to start its next possession at its 38, and a 35-yard run by Harrington moved the ball from near midfield to Toledo's 20.

Chandler Staton converted a 29-yard field goal, and the Mountaineers quickly regained possession thanks to Kaiden Smith's forced fumble on a kickoff return.

Austin Exford recovered the ball at Toledo's 14, and Staton added a 23-yard field goal with 5:52 left in the half.

TEAM STATISTICS

	App State St.	Toledo
First Downs	23	8
Rushes—Net Yards	53-327	21-22
Passing Yards	131	124
Passes (Comp-Att-Int)	8-17-0	16-29-3
Total Offense	458	146
Fumbles—Lost	1-0	2-1
Penalties—Yards	4-25	5-35
Punts—Avg	3-41.0	8-42.5
Punt Returns-Yards	1-(-1)	2-5
Kickoff Returns-Yards	1-23	3-24
Interception Returns-Yards	3-54	0-0
Fumble Returns-Yards	0-0	0-0
Third-Down Efficiency	3 of 13	2 of 12
Fourth-Down Efficiency	1 of 3	1 of 1
Possession Time	35:50	24:10

INDIVIDUAL STATISTICS

RUSHING — APP: Jalin Moore 22-125; Daetrich Harrington 9-72; Marcus Williams Jr. 9-68; Taylor Lamb 8-45; Ike Lewis 1-10; DeMarcus Harper 3-4; Malik Williams 1-3. **TOLEDO:** Swanson 11-44; Thompkins 2-11; Seymour 3-(-2); Woodside 5-(-31)

PASSING — APP: Taylor Lamb 8-16-0, 119 yds; Malik Williams 0-1-0, 0 yds. **TOLEDO:** Woodside 16-29-3, 124 yds

RECEIVING — APP: Ike Lewis 4-67; Thomas Hennigan 1-29; Daetrich Harrington 1-15; Jalen Virgil 1-13; Collin Reed 1-7. **TOLEDO:** Swanson 3-26; Seymour 3-14; Fisher 2-29; Johnson 2-21; Thompkins 2-13; Phillips 2-(-1); Johnson 1-14; McKinley-Lewis 1-8



APP STATE 27 • TOLEDO 0
8:14 TO GO • THIRD QUARTER

Toledo, trailing by 20, threatened to get back into the game by driving to the App State 37 on the first series of the second half.

Desmond Franklin's interception of a deep throw near the end zone, followed by his 35-yard return, ended the Rockets' best scoring chance. Seven plays later, Moore raced into the end zone from 31 yards out to post his third touchdown and clinch the Dollar General Bowl MVP award.



APP STATE 34 • TOLEDO 0
14:54 TO GO • FOURTH QUARTER

After Moore's third touchdown, the Mountaineers' defense put up two more three-and-outs, with Caleb Fuller and Eric Boggs combining on a sack that cause the Rockets to punt from their own 13. Freshman receiver Malik Williams opened the final period by scoring on a 3-yard run in which he had the option to pass to Lamb, who was covered.

Capped by Clifton Duck's sixth pick of the year, App State's defense forced Woodside into the first three-interception game of his career while recording four sacks and limiting Toledo to 146 total yards — 364 below its season average.

The Mountaineers notched their second postseason shut-out in the modern era while joining Clemson and Alabama as the only FBS programs with a bowl shutout since 2010.



App State 34 • TOLEDO 0
FINAL

APP DEFENSIVE STATS — Tackles: Anthony Flory 4-4-8, Tae Hayes 2-3-5, Eric Boggs 0-5-5, Devan Stringer 2-2-4, Noel Cook 2-2-4, Caleb Fuller 2-2-4, Desmond Franklin 1-3-4, Akeem Davis-Gaither 1-3-4, A.J. Howard 2-1-3, Myquon Stout 1-2-3, Austin Exford 1-2-3, Clifton Duck 1-1-2, Okon Godwin 1-0-1, Kaiden Smith 1-0-1, Brad Absher 0-1-1, Edward Davis 0-1-1, Markell Clark 0-1-1, Tim Frizzell 0-1-1. **Tackles for Loss:** Caleb Fuller 3-0-12, Okon Godwin 1-0-11, Devan Stringer 1-0-10, A.J. Howard 1-0-1, Eric Boggs 0-5-4, Markell Clark 0-5-1. **Sacks:** Caleb Fuller 1-5-9, Devan Stringer 1-0-10, Okon Godwin 1-0-11, Eric Boggs 0-5-4. **Interceptions:** Anthony Flory 1-19, Desmond Franklin 1-35, Clifton Duck 1-0. **Forced fumbles:** Kaiden Smith. **Fumble recoveries:** Austin Exford

"These guys have put in the work. I'm just glad that they've been able to reap the benefits, particularly our seniors."

— App State head coach Scott Satterfield



2018 NEW ORLEANS BOWL CHAMPIONS



2018 BOWL CHAMPIONS

11-2 OVERALL • 7-1 SUN BELT (TITLE GAME CHAMP)

ROSTER

No.	Name	Pos.	Ht.	Wt.	Class	No.	Name	Pos.	Ht.	Wt.	Class
2	Zeb Speir	QB	6-2	203	Sr.	43	Hansky Paillant	DL	6-2	224	Fr.
2	Corey Sutton	WR	6-3	205	So.	44	Anthony Flory	LB	6-1	232	Sr.
3	Darrynton Evans	RB	5-11	191	So.	45	Trey Cobb	LB	6-2	220	Fr.
4	Clifton Duck	DB	5-10	170	Jr.	46	Chris Washington	DL	5-11	277	Fr.
4	Dominique Heath	WR	5-9	166	Sr.	47	Okon Godwin	DL	6-1	250	So.
5	Thomas Hennigan	WR	6-1	206	So.	48	Demetrius Taylor	DL	6-1	260	So.
6	Desmond Franklin	DB	6-0	200	Jr.	49	Blythe Hall	LB	6-2	200	So.
6	Cameron Peoples	RB	6-2	202	Fr.	50	Keaton Forbes	LB	6-0	215	Fr.
7	Jacob Huesman	QB	6-3	203	So.	51	Tyler Bird	LB	6-2	218	Fr.
7	Josh Thomas	DB	6-0	206	Jr.	51	Baer Hunter	OL	6-2	286	So.
8	Shemar Jean-Charles	DB	5-11	181	So.	52	Tobias Edge-Campbell	OL	6-2	272	Sr.
9	Austin Exford	DB	6-0	200	Sr.	52	D'Marco Jackson	LB	6-1	220	R-Fr.
9	Jackson Gibbs	QB	6-1	193	R-Fr.	53	Max Durschlag	LS	5-11	197	Fr.
10	Tim Frizzell	LB	6-1	223	So.	55	Matt Williams	OL	6-5	286	So.
10	Tanner Wilson	QB	6-2	225	R-Fr.	56	Nate Haskins	OL	6-4	280	So.
11	Jeremy Level	DB	6-1	207	So.	57	Elijah Diarrassouba	DL	6-1	250	So.
11	Jalen Virgil	WR	6-1	206	So.	58	Ryan Neuzil	OL	6-3	280	So.
12	Steven Jones	DB	5-10	180	R-Fr.	59	Jordan Fehr	LB	6-3	226	Jr.
12	Zac Thomas	QB	6-1	200	So.	60	Noah Hannon	OL	6-1	270	So.
13	Peyton Derrick	QB	6-2	182	R-Fr.	62	Weston Gillespie	OL	6-4	287	So.
13	Kaiden Smith	DB	6-1	196	So.	63	Ivan Reyes	OL	6-1	292	So.
14	Malik Williams	WR	5-10	183	So.	64	Will Hardin	OL	6-2	291	So.
15	Mock Adams	WR	6-4	205	Jr.	65	Gage Blackston	OL	6-4	283	R-Fr.
16	Shaun Jolly	DB	5-9	171	R-Fr.	66	Will Israel	DL	6-2	215	R-Fr.
17	Tae Hayes	DB	5-11	183	Sr.	67	Logan Wright	OL	6-4	305	So.
17	Trey McCollum	WR	5-10	206	So.	68	Brody Barrett	DL	6-3	298	Jr.
18	Brad Absher	WR	5-10	178	Sr.	70	Cooper Hodges	OL	6-4	301	Fr.
19	Daetrich Harrington	RB	6-0	184	So.	73	Cole Garrison	OL	6-4	283	So.
19	Mike Price	DB	5-10	188	Fr.	74	Anderson Hardy	OL	6-6	261	Fr.
20	Noel Cook	LB	6-0	212	Jr.	75	Victor Johnson	OL	6-5	296	Jr.
20	A'Darius Purifoy	WR	6-0	188	So.	77	Josh Headlee	OL	6-4	287	Fr.
21	Ryan Huff	DB	6-1	200	R-Fr.	78	Chandler Greer	OL	6-4	288	Sr.
21	Dysaun Razzak	WR	5-7	152	Fr.	79	Luke Burnette	OL	6-5	268	Fr.
22	Jace Frisbee	LB	6-2	206	R-Fr.	80	AJ Hall	WR	6-1	200	Fr.
22	D'Andre Hicks	RB	5-10	178	R-Fr.	81	Braden Collins	WR	6-2	197	Fr.
24	Akeem Davis-Gaither	LB	6-2	208	Jr.	82	Richard Tucker	WR	6-0	180	Fr.
25	Kaleb Dawson	DB	5-11	184	Fr.	83	Jake Henry	WR	5-11	180	R-Fr.
25	Jalin Moore	RB	5-11	207	Sr.	84	Mike Evans	TE	6-3	239	Jr.
26	Matthew McQuinn	LB	6-0	202	R-Fr.	84	Joe Hartung	TE	6-3	256	R-Fr.
26	Marcus Williams Jr.	RB	5-10	200	So.	85	Michael Queen	WR	6-1	200	So.
27	A.J. Beach	DB	5-9	166	Jr.	86	Trey Ross	TE	6-3	223	Fr.
27	DeMarcus Harper	RB	5-11	190	So.	87	Collin Reed	TE	6-4	248	Jr.
28	Jay Person	LB	6-2	221	Fr.	88	Cameron Pack	DL	6-4	240	So.
29	John Gliarmis	K	5-8	150	Fr.	88	Henry Pearson	TE	6-3	243	Fr.
30	Zareon Hayes	LB	6-1	242	Fr.	89	Devin Papenheim	TE	6-6	254	Jr.
30	Clayton Howell	P	6-0	183	R-Fr.	89	Dorian Pickett	DL	6-2	220	Fr.
31	Nick Hampton	LB	6-3	202	Fr.	90	Chris Willis	DL	6-2	245	So.
33	Jordan Mitchell	LB	6-0	203	Fr.	91	Tommy Dawkins	DL	6-2	227	So.
34	Nakendrick Clark	RB	5-9	193	Jr.	91	Chandler Staton	K	5-11	184	So.
35	Miller Gibbs	TE	6-4	219	Fr.	92	MyQuon Stout	DL	6-1	280	Sr.
36	Brock Mattison	DL	6-1	217	Fr.	93	Elias McMurry	LS	6-0	237	Sr.
37	Tanner Ellenberger	LB	6-3	223	R-Fr.	94	Josh Houser	DL	6-1	283	Jr.
39	Zion Madden	DB	5-10	157	Fr.	95	George Blackstock	DL	6-1	258	R-Fr.
39	Xavier Subotsch	P	6-1	193	So.	96	Markell Clark	DL	6-0	264	So.
40	Logan Dublin	LB	6-0	216	Fr.	97	Caleb Spurlin	DL	5-10	255	So.
41	Michael Rubino	K	6-3	215	Jr.	98	E.J. Scott	DL	6-3	270	Jr.
42	Harrison Taylor	DL	6-4	234	Fr.	99	Jordon Earle	DL	6-2	305	Fr.

RESULTS

Sept. 1	at No. 9 Penn State	L, 45-38 (OT)
<i>App State posted three straight TDs, moving ahead 38-31 with 1:47 left, but Penn State scored in overtime.</i>		
Sept. 8	at Charlotte	W, 45-9
<i>Zac Thomas went 14 of 14 for 295 yards and three touchdowns through the air and rushed for a TD.</i>		
Sept. 22	Gardner-Webb	W, 72-7
<i>App State scored twice on special teams during a 52-point first half and put up 692 total yards of offense.</i>		
Sept. 29	South Alabama*	W, 52-7
<i>App State took a 42-7 lead into halftime of its Sun Belt opener, with Jalin Moore rushing for two TDs.</i>		
Oct. 9	at Arkansas State*	W, 35-9
<i>Darrynton Evans rushed for 115 yards in relief of an injured Jalin Moore and App State amassed three INTs.</i>		
Oct. 20	Louisiana*	W, 27-17
<i>Darrynton Evans rushed for 183 yards and scored two TDs, including a tiebreaking one on a 20-yard reception.</i>		
Oct. 25	at Georgia Southern*	L, 34-14
<i>Ranked No. 25, App State lost QB Zac Thomas to an injury three plays into the Thursday night game.</i>		
Nov. 3	at Coastal Carolina*	W, 23-7
<i>QB Jacob Huesman threw a TD to Corey Sutton in his first start, and App State's defense allowed no points.</i>		
Nov. 10	at Texas State*	W, 38-7
<i>Zac Thomas threw for 247 yards, Darrynton Evans had a 79-yard TD run and Noel Cook had a key first-half INT.</i>		
Nov. 17	Georgia State*	W, 45-17
<i>Desmond Franklin's two INTs included a 26-yard return for a TD, and Zac Thomas accounted for four TDs.</i>		
Nov. 24	Troy*	W, 21-10
<i>App State clinched the Sun Belt's East Division title by jumping out to a 21-0 lead in the opening 20 minutes.</i>		
Dec. 1	Louisiana (SBC Champ.)	W, 30-19
<i>Played in Boone, App State won the first Sun Belt title game. MVP Darrynton Evans had 218 all-purpose yards.</i>		
Dec. 15	vs. Middle Tennessee	W, 45-13
<i>In the New Orleans Bowl, App State improved its bowl record to 4-0 as WR Malik Williams threw two TD passes with Shawn Clark calling plays for interim HC Mark Ivey.</i>		

DEC. 15, 2018 • SUPERDOME • NEW ORLEANS

MIDDLE TENNESSEE
APP STATE

13
45

SCORING SUMMARY	1	2	3	4	F
BLUE RAIDERS	3	3	7	0	—
MOUNTAINEERS	0	24	14	7	—
ATTENDANCE: 23,942					45



MIDDLE TENNESSEE 3 • APP STATE 0
3:22 TO GO • FIRST QUARTER

Middle Tennessee, which missed a 47-yard field goal to cap the game-opening series, followed a quick interception on App State's first series with a 24-yard field goal.


A fumble on the second play of App State's next series gave Middle Tennessee possession at the Mountaineers' 21, but Noel Cook's pressure contributed to an interception by Josh Thomas at the 15 as left-handed quarterback Brent Stockstill rolled right.



APP STATE 10 • MIDDLE TENNESSEE 3
10:06 TO GO • SECOND QUARTER


Zac Thomas' 35-yard pass to Jalen Virgil ignited App State's first scoring drive, which ended with a 22-yard field goal from Chandler Staton.

Tyler Bird, D'Marco Jackson, Caleb Spurlin and Thomas Hennigan helped stuff a fourth-and-2 rush on a fake punt from the Middle Tennessee 43 a few minutes later, and Hennigan gave the Mountaineers the lead for good with a 30-yard touchdown on an accurate deep throw on a wide receiver pass from Malik Williams, the former high school quarterback.



SCORING SUMMARY

FIRST QUARTER		
5:15	MT	Crews Holt 24-yd field goal
SECOND QUARTER		
13:48	APP	Chandler Staton 22-yd field goal
10:06	APP	Thomas Hennigan 30-yard pass from Malik Williams (Staton kick)
6:38	APP	Zac Thomas 8-yard pass from Malik Williams (Staton kick)
0:45	APP	Henry Pearson 1-yard pass from Zac Thomas (Staton kick)
0:00	MT	Crews Holt 33-yd field goal
THIRD QUARTER		
11:06	APP	Corey Sutton 17-yard pass from Zac Thomas (Staton kick)
8:01	APP	Cameron Peoples 63-yard run (Staton kick)
5:56	MT	Isiah Upton 43-yard pass from Brent Stockstill (Holt kick)
FOURTH QUARTER		
13:06	APP	Corey Sutton 11-yard pass from Zac Thomas (Staton kick)



APP STATE 17 • MIDDLE TENNESSEE 3
6:38 TO GO • SECOND QUARTER

Williams' second TD throw of the game followed a Tae Hayes interception that resulted from Elijah Diarrassouba's quarterback pressure. With another aggressive play call from Shawn Clark, Williams took a reverse handoff from running back Darrynton Evans, rolled right and lofted an 8-yard touchdown pass back to Thomas, the quarterback, in the right side of the end zone.

The only other touchdown with an App State quarterback reaching the end zone on a pass play in recent memory occurred in 2010, when DeAndre Presley was credited with a TD "reception" on a play in which he recovered his receiver's fumble against Chattanooga and ran the final 33 yards with the ball.

TEAM STATISTICS	Middle Tennessee	App State St.
First Downs	24	23
Rushes—Net Yards	35-62	34-233
Passing Yards	330	215
Passes (Comp-Att-Int)	25-37-2	17-26-2
Total Offense	392	448
Fumbles—Lost	0-0	2-1
Penalties—Yards	12-89	8-50
Punts—Avg	3-39.3	1-60.0
Punt Returns-Yards	0-0	1-3
Kickoff Returns-Yards	0-0	1-21
Interception Returns-Yards	2-3	2-35
Fumble Returns-Yards	1-0	0-0
Third-Down Efficiency	5 of 13	7 of 10
Fourth-Down Efficiency	0 of 2	0 of 0
Possession Time	33:31	26:29

INDIVIDUAL STATISTICS

RUSHING — MT: Mobley 10-45; Thomas 6-13; West 2-10; Dobson 3-3; Stockstill 14(-9). **APP:** Evans 14-108; Peoples 3-69; Thomas 9-28; Williams Jr. 6-25; Harrington 2-3.

PASSING — MT: Stockstill 25-37-2, 330 yds, 1 TD. **APP:** Thomas 15-24-2, 177 yards, 3 TD; Williams 2-2-0, 38 yds, 2 TD.

RECEIVING — MT: Casey 6-64; Lee 4-55; Thomas 4-51; Smith 3-39; Mobley 3-36; Upton 2-47; Marshall 2-39; West 1(-1). **APP:** Sutton 8-78; Hennigan 3-45; Virgil 2-58; Williams 1-22; Thomas 1-8; Papenheim 1-3; Pearson 1-1.

APP DEFENSIVE STATS — **Tackles:** Davis Gaither 7-3-10; Thomas 8-0-8; Franklin 5-1-6; Cook 4-2-6; Flory 3-2-5; Hayes 4-0-4; Godwin 2-2-4; Duck 2-1-3; Spurlin 2-1-3; Exford 2-0-2; Frizzell 2-0-2; Taylor 1-1-2; Barrett 2-0-2; Stout 1-1-2; Bird 1-0-1; Hennigan 1-0-1; Cobb 1-0-1; Jackson 1-0-1; Fehr 1-0-1; Willis 1-0-1; Houser 1-0-1. **Tackles for Loss:** Godwin 3-0-19; Davis-Gaither 1.5-4; Cook 1.5-3; Flory 1.0-3; Taylor 1.0-6; Spurlin 1.0-1; Barrett 1.0-3; Jackson 1.0-2; Willis 1.0-4. **Sacks:** Godwin 2.5; Flory 1.0; Taylor 1.0; Willis 1.0; Davis-Gaither 0.5.



APP STATE 31 • MTSU 6
11:06 TO GO • THIRD QUARTER

Evans' 62-yard run set up Henry Pearson's 1-yard touchdown reception in the final minute of the half, and App State took a 24-6 lead into the break before Corey Sutton opened the third quarter with the first of his two second-half touchdown catches.

The next drive included back-to-back sacks to force a punt, with Anthony Flory, Okon Godwin and Akeem Davis-Gaither working to bring down Stockstill.



APP STATE 38 • MIDDLE TENNESSEE 6
8:01 TO GO • THIRD QUARTER

Able to not lose a year of eligibility because he was playing in just his third game as a true freshman, running back Cameron Peoples entered the lineup to begin the next drive and gained 1 yard on his first carry before breaking free down the right sideline on his 63-yard score.

Middle Tennessee posted a third-quarter touchdown to cut into its deficit, but App State's defense applied constant pressure to Stockstill the rest of the way, and Sutton capped the scoring on an 11-yard TD with 13:06 remaining.

Chris Willis and Godwin recorded sacks on the next series, enabling App State's coaches to play senior quarterback Zeb Speir, senior receiver Brad Absher and many other reserves in the closing minutes.



APP STATE 45 • MIDDLE TENNESSEE 13
FINAL

"We decided that we'd have fun with it and make sure they'd get exactly what they've been getting all along."

— App State interim head coach Mark Ivey



2019 NEW ORLEANS BOWL CHAMPIONS



2019 BOWL CHAMPIONS

13-1 OVERALL • 7-1 SUN BELT (TITLE GAME CHAMP)

ROSTER

No.	Name	Pos.	Ht.	Wt.	Class	No.	Name	Pos.	Ht.	Wt.	Class
2	Corey Sutton	WR	6-3	200	Jr.	41	Reed Harper	LS	5-11	200	Fr.
2	Willie Edwards	DB	6-1	190	Gr.	42	Harrison Taylor	DL	6-4	234	R-Fr.
3	Darrynton Evans	RB	5-11	200	Jr.	42	Christian Johnstone	LS	6-3	245	Fr.
3	Shaun Jolly	DB	5-9	175	So.	43	Hansky Paillant	DL	6-2	240	R-Fr.
4	Daetrich Harrington	RB	6-0	195	So.	44	T.D. Roof	LB	5-11	220	Jr.
5	Thomas Hennigan	WR	6-1	205	Jr.	45	Trey Cobb	ILB	6-2	220	So.
6	Desmond Franklin	DB	6-0	205	Sr.	45	Gabe Montgomery	RB	5-8	205	So.
6	Camerun Peoples	RB	6-2	210	R-Fr.	46	Chris Washington	DL	5-11	270	R-Fr.
7	Josh Thomas	DB	6-0	205	Sr.	47	Colin Guentensberger	LB	6-0	200	Fr.
7	Jacob Huesman	QB	6-3	205	Jr.	48	Demetrius Taylor	DL	6-1	275	Jr.
8	Shemar Jean-Charles	DB	5-11	180	Jr.	49	Blythe Hall	ILB	6-2	210	Jr.
9	Jackson Gibbs	QB	6-1	195	So.	50	Joey Cave	OL	6-4	300	Gr.
10	Tim Frizzell	OLB	6-1	230	Jr.	51	Baer Hunter	OL	6-2	285	Jr.
10	Tanner Wilson	QB	6-2	225	So.	51	Tyler Bird	ILB	6-2	220	So.
11	Jeremy Level	DB	6-1	210	Jr.	52	D'Marco Jackson	ILB	6-1	220	So.
11	Jalen Virgil	WR	6-1	210	Jr.	53	Jake Appling	LS	6-3	275	Jr.
12	Zac Thomas	QB	6-1	210	Jr.	54	Lyle Hiers	OL	6-5	280	Fr.
12	Steven Jones	DB	5-10	180	So.	55	Matt Williams	OL	6-5	280	Jr.
13	Kaiden Smith	DB	6-1	200	Jr.	57	Elijah Diarrassouba	DL	6-1	255	Jr.
13	Keishawn Watson	WR	5-11	185	Gr.	58	Ryan Neuzil	OL	6-3	285	Jr.
14	Malik Williams	WR	5-10	180	Jr.	58	Grant Daley	ILB	6-2	210	Fr.
14	Bailey Watts	DB	6-1	180	Fr.	59	Jordan Fehr	ILB	6-3	230	Sr.
15	Tre Caldwell	DB	5-10	185	Fr.	60	Noah Hannon	OL	6-1	265	Jr.
15	David Baldwin-Griffin	QB	6-4	230	Fr.	63	Ivan Reyes	OL	6-1	295	Jr.
16	Christian Wells	WR	5-11	170	Fr.	64	Will Hardin	OL	6-2	300	Jr.
16	Ryker Casey	K	6-0	200	Fr.	65	Gage Blackston	OL	6-4	275	So.
17	Dashaun Davis	WR	5-9	160	Fr.	66	Will Israel	DL	6-2	235	So.
18	Mike Evans	TE	6-3	240	Jr.	67	Logan Wright	OL	6-4	305	Jr.
18	Milan Tucker	DB	5-11	170	Fr.	68	Greg Johnston	DL	6-3	275	So.
19	Mike Price	DB	5-10	190	R-Fr.	69	Joe Hartung	OL	6-3	270	So.
20	Noel Cook	OLB	6-0	215	Sr.	70	Cooper Hodges	OL	6-4	295	R-Fr.
20	Sean Horton	WR	6-1	185	Fr.	72	Larry Dowdy	OL	6-4	265	Fr.
21	Ryan Huff	DB	6-1	200	So.	73	Cole Garrison	OL	6-4	285	Jr.
21	Dysaun Razzak	WR	5-7	155	R-Fr.	74	Anderson Hardy	OL	6-6	275	R-Fr.
22	Jace Frisbee	OLB	6-2	210	So.	75	Victor Johnson	OL	6-5	295	Sr.
22	Raykwon Anderson	RB	5-9	180	Fr.	76	Cameron Pack	OL	6-4	250	Sr.
24	Akeem Davis-Gaither	OLB	6-2	215	Sr.	77	Josh Headlee	OL	6-4	285	R-Fr.
24	Ben Williams	RB	5-10	185	Fr.	78	Craig McFarland	OL	6-6	280	Fr.
25	Kaleb Dawson	DB	5-11	190	R-Fr.	79	Sammy Henderson	OL	6-5	275	Fr.
26	Marcus Williams Jr.	RB	5-10	205	Jr.	80	AJ Hall	WR	6-1	200	R-Fr.
26	Nicholas Ross	DB	5-11	175	Fr.	81	Miller Gibbs	TE	6-4	220	R-Fr.
27	Matthew McQuinn	ILB	6-0	210	So.	82	Richard Tucker	WR	6-0	180	R-Fr.
27	Nakendrick Clark	RB	5-9	195	Jr.	83	Jake Henry	WR	5-11	180	So.
28	KeSean Brown	OLB	6-2	210	Fr.	84	Ricky Kofoed	TE	6-3	205	Fr.
29	John Gliarmis	K	5-8	155	R-Fr.	85	Michael Queen	WR	6-1	200	Jr.
29	Brendan Harrington	OLB	6-1	215	Fr.	86	Trey Ross	TE	6-3	230	R-Fr.
30	Clayton Howell	P	6-0	195	So.	87	Collin Reed	TE	6-4	245	Sr.
30	Zareon Hayes	DL	6-1	235	R-Fr.	88	Henry Pearson	TE	6-3	245	So.
31	Nick Hampton	OLB	6-3	210	R-Fr.	89	Dorian Pickett	DL	6-2	235	R-Fr.
33	Jordan Mitchell	ILB	6-0	225	R-Fr.	89	Chase Eighmy	WR	6-2	205	R-Fr.
34	Jourdan Heilig	ILB	6-2	215	Fr.	90	Chris Willis	DL	6-2	260	Jr.
35	Emmanuel Jenkins	DB	6-2	185	Fr.	91	Tommy Dawkins	DL	6-2	240	Jr.
35	Elijah Johnson	WR	5-11	175	Fr.	91	Chandler Staton	K	5-11	190	Jr.
36	Brock Mattison	DL	6-1	225	R-Fr.	94	Luke Smith	DL	6-1	270	Fr.
37	Tanner Ellenberger	OLB	6-3	225	So.	95	George Blackstock	DL	6-1	260	So.
39	Xavier Subotsch	P	6-1	195	Jr.	96	Markell Clark	DL	6-0	275	Jr.
39	Zion Madden	DB	5-10	157	R-Fr.	97	Caleb Spurlin	DL	5-10	260	Jr.
39	Jackson Greene	DB	5-11	180	Fr.	98	E.J. Scott	DL	6-3	275	Sr.
40	Logan Doublin	ILB	6-0	220	So.	99	Jordon Earle	DL	6-2	295	R-Fr.

RESULTS

Aug. 31	East Tennessee State	W, 42-7
<i>Zac Thomas accounted for three TDs, including two through the air, in Elijah Drinkwitz's head coaching debut.</i>		
Sept. 7	Charlotte	W, 56-41
<i>Darrynton Evans rushed for a career-high 234 yards and totaled four TDs, including one returning an onside kick.</i>		
Sept. 21	at North Carolina	W, 34-31
<i>Darrynton Evans rushed for three TDs, Demetrius Taylor scored once as he forced two turnovers and Akeem Davis-Gaither blocked a 56-yard FG as time expired.</i>		
Sept. 28	Coastal Carolina*	W, 56-37
<i>Zac Thomas had two touchdown passes while throwing for 246 yards, and three backs totaled five rushing TDs.</i>		
Oct. 9	at Louisiana*	W, 17-7
<i>Zac Thomas' 7-yard TD run with 1:55 left capped a 19-play, 97-yard drive that lasted 10:11 in a defensive slugfest.</i>		
Oct. 19	ULM*	W, 52-7
<i>App State's limited QB Caleb Evans to 75 passing yards and held high-scoring ULM to 213 yards.</i>		
Oct. 26	at South Alabama*	W, 30-3
<i>App State held the Jaguars to 139 yards of total offense</i>		
Oct. 31	Georgia Southern*	L, 24-21
<i>In rain, snow and high winds, App State fell behind 24-7 before Corey Sutton scored TDs with 8:22 and 4:47 left.</i>		
Nov. 9	at South Carolina	W, 20-15
<i>Nicholas Ross returned a first-half INT for a tiebreaking TD, Jalen Virgil set up another TD with a long kick return and App State held on despite USC last-minute march to the 9.</i>		
Nov. 16	at Georgia State*	W, 56-27
<i>App scored 49 straight points after trailing 21-7, Shaun Jolly had a pick-6 and Corey Sutton scored three TDs.</i>		
Nov. 23	Texas State*	W, 35-13
<i>App State won on Senior Day for the 22nd straight year.</i>		
Nov. 29	at Troy*	W, 48-13
<i>App State improved to an FBS-best 6-0 on the road as Zac Thomas threw for 326 yards (140 to Thomas Hennigan).</i>		
Dec. 7	at Louisiana (SBC Champ.)	W, 45-38
<i>App State built a 21-0 lead in the first quarter and held a 42-17 advantage on Josh Thomas' INT return for a TD.</i>		
Dec. 21	vs. UAB	W, 31-17
<i>After trailing 14-0 at the New Orleans Bowl, App State went ahead for good on Trey Cobb's fumble return for a TD.</i>		



DEC. 21, 2019 • SUPERDOME • NEW ORLEANS

#20 APP STATE
UAB

31
17


SCORING SUMMARY	1	2	3	4	F
MOUNTAINEERS	0	10	21	0	—
BLAZERS	14	0	3	0	—
ATTENDANCE: 21,202					17



UAB 14 • APP STATE 3
14:11 TO GO • SECOND QUARTER

Facing a quick two-touchdown deficit via a pair of 25-yard scoring passes by the Blazers, App State stayed the course and systematically worked its way back into the game.

Marcus Williams Jr. rushed for gains of 20 and 27 yards to set up a 34-yard field goal from Chandler Staton early in the second quarter, and UAB punted the ball back to the Mountaineers less than two minutes later.



UAB 14 • APP STATE 10
7:59 TO GO • SECOND QUARTER

Darrynton Evans raced to the UAB 24-yard line on a 57-yard run to begin App State's next possession after the Blazers' punt, and a UAB penalty for illegal leaping on a field goal attempt prolonged the possession.

Two plays later, Zac Thomas dropped the ball in to Thomas Hennigan on a fade route for a 17-yard touchdown in which Hennigan, for the first time in the game, outfought the UAB defensive back for the ball.



SCORING SUMMARY

FIRST QUARTER

13:46 UAB Hayden Pittman 25-yard pass from Tyler Johnston (Vogel kick)
10:28 UAB Austin Watkins 25-yard pass from Tyler Johnston (Vogel kick)

SECOND QUARTER

14:11 APP Chandler Staton 34-yard field goal
7:59 APP Thomas Hennigan 17-yard pass from Zac Thomas (Staton kick)

THIRD QUARTER

12:14 APP Darrynton Evans 31-yard run (Staton kick)
8:19 UAB Nick Vogel 49-yard field goal
6:16 APP Trey Cobb 24-yard fumble return (Staton kick)
0:44 APP Thomas Hennigan 27-yard pass from Zac Thomas (Staton kick)



APP STATE 17 • UAB 14
12:14 TO GO • THIRD QUARTER

Opening the second half with possession and a four-point deficit, App State moved to the UAB 39 on a 24-yard pass to Jalen Virgil and kept its offense on the field for a fourth-and-1 play from the 30.

Thomas fumbled the ball on a QB sneak attempt, but Evans scooped up the loose ball in the backfield and ran untouched off right tackle for a 31-yard touchdown.

"I went to the sideline joking with Coach Clark that I'm going to tell everybody it was a designed play," Evans said. "It was just right place, right time."

TEAM STATISTICS

	APP STATE	UAB
First Downs	20	20
Rushes-Yards	40-261	33-40
Passing Yards	142	298
Passes Att-Comp-Int	25-13-0	34-22-1
Total Plays-Yards	65-403	67-338
Fumble Returns-Yards	1-24	0-0
Punt Returns-Yards	1-4	0-0
Kickoff Returns-Yards	0-0	1-21
Interception Returns-Yards	1-11	0-0
Punts (Number-Avg)	7-44.7	5-42.4
Fumbles-Lost	1-0	2-2
Penalties-Yards	11-130	8-76
Possession Time	32:57	27:03
Third-Down Conversions	3 of 14	3 of 14
Fourth-Down Conversions	2 of 2	2 of 3
Red-Zone Scores-Chances	2-2	1-1
Sacks By: Number-Yards	6-34	1-1

INDIVIDUAL STATISTICS

RUSHING — APP: Evans, D. 19-157; Williams, Marc. 6-54; Thomas, Zac 9-28; Harrington, D. 3-26; Williams, Malik 1-4; team 2-minus 8. **UAB:** Brown, S. 14-39; Brown, J. 3-11; Stanley 1-0; Watkins 1-minus 1; team 2-minus 2; Johnston 12-minus 7.

PASSING — APP: Thomas 13-24-0-142; Williams, Mal. 0-1-0-0. **UAB:** Johnston 22-34-1-298; Watkins 0-0-0-0.

RECEIVING — APP: Virgil, Jalen 3-62; Hennigan, T. 3-50; Williams, Malik 3-19; Evans, D. 3-5; Harrington, D. 1-6. **UAB:** Watkins 10-159; Grossman 4-20; Pittman 3-59; J. Brown 2-20; Davis 1-17; Turner 1-17; Stanley 1-6.

APP DEFENSIVE STATS — **Tackles:** Fehr, Jordan 10-1; Davis-Gaither 6-3; Jackson, D. 2-4; Cook, Noel 3-2; Jean-Charles, S 2-2; Taylor, D. 3-0; Franklin, D. 3-0; Dawkins, T. 2-1; Jolly, Shaun 1-2; Diarrassouba, E 2-0; Blackstock, G. 1-1; Scott, E.J. 1-1; Spurlin, Caleb 1-1; Harrington, B. 1-1; Price, Mike 1-0; Ross, Nicholas 1-0; Hampton, Nick 1-0; Cobb, Trey 1-0; Frizzell, Tim 0-1. **Tackles for Loss:** Dawkins 2.5-10; Blackstock 1.0-11; Hampton 1.0-7; Diarrassouba 1.0-6; Scott 1.0-2; Davis-Gaither 0.5. **Sacks:** Dawkins 2.5-10; Blackstock 1.0-11; Hampton 1.0-7; Diarrassouba 1.0-6; Davis-Gaither 0-5.



APP STATE 24 • UAB 17
6:16 TO GO • THIRD QUARTER

UAB tied the game at 17-all by making a 49-yard field goal midway through the third quarter, but Nick Hampton and Trey Cobb combined for the biggest play of the game on the Blazers' next series.

Hampton knocked the ball loose on a sack of Tyler Johnston III, prompting Cobb to scoop up the loose ball and run 24 yards for a tiebreaking defensive touchdown.

It was App State's sixth defensive touchdown of the season.



APP STATE 31 • UAB 17
FINAL

APP STATE 31 • UAB 17
0:44 TO GO • THIRD QUARTER

The Mountaineers forced a three-and-out punt and moved ahead 31-17 with a nine-play, 85-yard touchdown drive.

Facing a fourth-and-3, Thomas rolled right and threw a 27-yard touchdown pass to Hennigan, who again wrestled the ball away from the UAB defender in the end zone.

There were no points the rest of the way, and App State could begin celebrating when cornerback Shaun Jolly forced and recovered a fumble in the last two minutes.



"It's a great day to be a Mountaineer, baby. Our team has a ton of poise, and it's been that way all year."

— App State head coach Shawn Clark



2020 MYRTLE BEACH BOWL CHAMPIONS



2020 BOWL CHAMPIONS

9-3 OVERALL • 6-2 SUN BELT

ROSTER

No.	Name	Pos.	Ht.	Wt.	Class	No.	Name	Pos.	Ht.	Wt.	Class
0	Milan Tucker	WR	5-11	170	R-Fr.	40	Logan Doublin	ILB	6-0	215	Jr.
2	Kaleb Dawson	DB	5-11	200	So.	40	Cole Jackson	RB	5-9	180	So.
2	Corey Sutton	WR	6-3	205	Sr.	41	Reed Harper	LS	5-11	195	R-Fr.
3	Shaun Jolly	DB	5-9	180	Jr.	42	Christian Johnstone	LS	6-3	245	So.
3	Jacoby Pinckney	WR	6-1	220	So.	43	Logan Cruce	RB	5-10	170	Fr.
4	Daetrich Harrington	RB	6-0	190	Jr.	43	Hansky Paillant	DL	6-2	245	So.
5	Thomas Hennigan	WR	6-1	210	Sr.	44	Anderson Castle	RB	6-0	200	Fr.
6	Cameron Peoples	RB	6-2	210	So.	45	Gabe Montgomery	RB	5-8	200	Jr.
7	Trey Cobb	ILB	6-2	215	Jr.	46	Chris Washington	DL	5-11	285	So.
7	Jacob Huesman	QB	6-3	205	Sr.	47	Colin Guentensberger	OLB	6-0	200	Fr.
8	Shemar Jean-Charles	DB	5-11	190	Sr.	48	Tristan Walliser	DL	6-3	235	Gr.
8	Marcus Williams Jr.	RB	5-10	210	Sr.	49	Nate Blanton	LB	6-0	200	Fr.
9	Jackson Gibbs	QB	6-1	185	Jr.	50	DeAndre Dingle-Prince	DL	6-0	255	Fr.
9	Demetrius Taylor	DL	6-1	295	Sr.	51	Tyler Bird	ILB	6-2	225	Jr.
10	Tim Frizzell	OLB	6-1	220	Sr.	51	Baer Hunter	OL	6-2	290	Sr.
10	Tanner Wilson	QB	6-2	225	Jr.	52	D'Marco Jackson	ILB	6-1	225	Jr.
11	Jalen Virgil	WR	6-1	205	Sr.	54	Lyle Hiers	OL	6-5	295	R-Fr.
12	Steven Jones	DB	5-10	190	Jr.	55	George Blackstock	DL	6-1	270	Jr.
12	Zac Thomas	QB	6-1	210	Sr.	55	Seth Williams	OL	6-4	315	Fr.
13	Christan Horn	WR	6-2	180	Fr.	56	Ryker Casey	K	6-0	205	R-Fr.
13	Kaiden Smith	DB	6-1	200	Sr.	57	Elijah Diarrassouba	DL	6-1	250	Sr.
14	Tre Caldwell	DB	5-10	190	R-Fr.	58	Grant Daley	ILB	6-2	225	R-Fr.
14	Malik Williams	WR	5-10	185	Sr.	58	Ryan Neuzil	OL	6-3	290	Sr.
15	David Baldwin-Griffin	QB	6-4	220	R-Fr.	59	Jamar Rucks	DL	6-3	260	Fr.
15	T.D. Roof	ILB	5-11	215	Jr.	60	Noah Hannon	OL	6-1	270	Sr.
16	Stan Ellis	DB	6-0	185	Fr.	64	Chris Lyle	OL	6-4	285	Fr.
16	Christian Wells	WR	5-11	175	R-Fr.	65	Gage Blackston	OL	6-4	285	Jr.
17	Dashaun Davis	WR	5-9	165	R-Fr.	66	Will Israel	DL	6-2	235	Jr.
17	Tommy Wright	DB	5-11	180	Fr.	66	Luke Smith	OL	6-1	280	R-Fr.
18	Mike Evans	TE	6-3	235	Sr.	68	Greg Johnston	DL	6-3	275	So.
19	Navy Shuler	QB	6-0	190	Fr.	70	Cooper Hodges	OL	6-4	295	So.
19	Mike Smith	DB	6-0	200	Fr.	72	Larry Dowdy	OL	6-4	285	R-Fr.
20	Je'Mari Littlejohn	LB	6-0	220	Fr.	73	Cole Garrison	OL	6-4	275	Sr.
20	Nate Noel	RB	5-10	175	Fr.	74	Anderson Hardy	OL	6-6	280	So.
21	Ryan Huff	DB	6-1	210	Jr.	75	Damion Daley	OL	6-4	295	So.
21	Michael Queen	WR	6-1	205	Sr.	76	Austin Reeves	OL	6-5	275	Fr.
22	Jace Frisbee	OLB	6-2	210	Jr.	78	Craig McFarland	OL	6-6	295	R-Fr.
24	Ben Williams	RB	5-10	185	R-Fr.	79	Sammy Henderson	OL	6-5	270	R-Fr.
25	Jackson Greene	DB	5-11	190	R-Fr.	80	AJ Hall	WR	6-1	200	So.
25	Sean Horton	WR	6-1	195	R-Fr.	81	Miller Gibbs	TE	6-4	225	So.
26	Nicholas Ross	DB	5-11	180	So.	82	Richard Tucker	WR	6-0	180	So.
27	Ronald Clarke	DB	6-0	190	Fr.	83	Jake Henry	WR	5-11	180	Jr.
28	KeSean Brown	OLB	6-2	205	So.	84	Peter Hennigan	TE	6-0	210	Fr.
29	John Gliarmis	K	5-8	155	So.	85	Zac Crosby	TE	6-4	215	Gr.
29	Brendan Harrington	OLB	6-1	215	So.	86	Trey Ross	TE	6-3	235	So.
30	Zareon Hayes	DL	6-1	240	So.	87	Eli Wilson	TE	6-3	215	Fr.
30	Clayton Howell	P	6-0	195	Jr.	88	Henry Pearson	TE	6-3	250	Jr.
31	Nick Hampton	OLB	6-3	210	So.	89	August Drews	TE	6-4	215	Fr.
33	Jordan Mitchell	ILB	6-0	215	So.	90	Dorian Pickett	DL	6-2	245	So.
34	Jourdan Heilig	ILB	6-2	215	So.	91	Tommy Dawkins Jr.	DL	6-2	245	Sr.
35	Elijah Johnson	WR	5-11	175	R-Fr.	91	Chandler Staton	K	5-11	190	Sr.
35	Jalen McLeod	LB	6-1	220	Fr.	92	Markell Samuel	DL	6-4	230	Fr.
36	Kevon Haigler	DL	6-1	215	Fr.	94	Stephen Passeggiata	DL	6-2	225	Fr.
36	Michael Hetzel	WR	5-11	185	Fr.	96	Trevor Willard	DL	6-5	225	Fr.
37	Tanner Ellenberger	OLB	6-3	225	Jr.	97	Caleb Spurlin	DL	5-11	245	Sr.
39	Rodney Smith	DB	6-3	190	Fr.	99	Jordon Earle	DL	6-2	300	So.
39	Xavier Subotsch	P	6-1	195	Sr.						

RESULTS

Sept. 12	Charlotte	W, 35-20
<i>Head coach Shawn Clark's first regular season win included a pair of 100-yard rushers and two defensive stands with an eight-point lead in the closing minutes.</i>		
Sept. 19	at Marshall	L, 17-7
<i>The loss snapped a 12-game winning streak against Group of Five conference teams from outside the Sun Belt.</i>		
Sept. 26	Campbell	W, 52-21
<i>Daetrich Harrington had career highs of 32 carries for 211 yards and four rushing TDs with App State missing more than 20 players because of COVID-19 protocols.</i>		
Oct. 22	Arkansas State*	W, 45-17
<i>Zac Thomas delivered a 60-yard TD run in addition to tying his career high of four touchdown passes.</i>		
Oct. 31	at ULM*	W, 31-13
<i>In the program's 1,000th game, App State had three INTs and allowed 222 yards (counting a game-ending TD).</i>		
Nov. 7	at Texas State*	W, 38-17
<i>App State got first-time TDs from TE Miller Gibbs, Brendan Harrington (INT) and DE Caleb Spurlin (short TD catch).</i>		
Nov. 14	Georgia State*	W, 17-13
<i>Jacob Huesman finished off a fourth-quarter TD drive in relief of injured Zac Thomas to give App State its first lead.</i>		
Nov. 21	at Coastal Carolina*	L, 34-23
<i>App State was ahead until a TD with 2:24 left, and Coastal added another TD on an INT return of a fourth-down pass.</i>		
Nov. 28	Troy*	W, 47-10
<i>App State built a quick 28-0 lead, Zac Thomas threw four TD passes and Steven Jones scored on an INT return.</i>		
Dec. 4	Louisiana*	L, 24-21
<i>App State cut into a 24-10 deficit but couldn't tie the game as regulation ended on a rainy Friday night.</i>		
Dec. 12	at Georgia Southern*	W, 34-26
<i>Overcoming a 14-point deficit, App State took its first lead on Jalen Virgil's 100-yard kick return early in the fourth quarter and then got a 70-yard TD run from Nate Noel.</i>		
Dec. 21	vs. North Texas	W, 56-28
<i>App State improved its bowl record to 6-0 by rushing for 500 yards in the Myrtle Beach Bowl, including 317 from Cameron Peoples (five rushing TDs on 22 carries).</i>		



DEC. 21, 2020 • BROOKS STADIUM • CONWAY, S.C.

APP STATE
NORTH TEXAS

56
28

SCORING SUMMARY	1	2	3	4	F
MOUNTAINEERS	14	21	7	14	56
MEAN GREEN	0	14	7	7	28

ATTENDANCE: 5,000 (REDUCED CAPACITY FOR COVID)



APP STATE 14 • NORTH TEXAS 0
3:07 TO GO • FIRST QUARTER

Malik Williams, the former high school quarterback, threw the fourth trick-play touchdown pass of his career by hitting tight end Henry Pearson for a 22-yard score and a 7-0 lead in the opening five minutes.

Cameron Peoples capped a 13-play, 90-yard drive with a 3-yard touchdown to push App State's lead to 14-0 later in the first quarter.

MYRTLE BEACH BOWL GUIDE
BROOKS STADIUM | CONWAY, SC | DECEMBER 21, 2020 ON ESPN

APP STATE MOUNTAINEERS (83) VS NORTH TEXAS MEAN GREEN (45)

APP STATE 35 • NORTH TEXAS 14
HALFTIME

Pearson scored for the second time on an 11-yard pass from Zac Thomas midway through the second quarter. Immediately after North Texas missed a 47-yard field goal with App State leading 21-7, Marcus Williams Jr. sprinted through a big hole for a 70-yard touchdown.

After the Mean Green cut its deficit to 28-14, App State took over at its 36-yard line with 22 seconds remaining before halftime and got a 64-yard TD run from Peoples on the next play.



SCORING SUMMARY
FIRST QUARTER

10:54 APP Henry Pearson 22-yard pass from Malik Williams (Staton kick)
3:07 APP Cameron Peoples 3-yard run (Staton kick)

SECOND QUARTER

13:41 UNT Lorenzo Thompson 16-yard pass from Kason Martin (Mooney kick)
6:04 APP Pearson 11-yard pass from Zac Thomas (Staton kick)
2:29 APP Marcus Williams Jr. 70-yard run (Staton kick)
0:27 UNT Oscar Hadaway 4-yard run (Mooney kick)
0:11 APP Peoples 64-yard run (Staton kick)

THIRD QUARTER

6:14 UNT Austin Ogunmakin 34-yard pass from Jason Bean (Mooney kick)
2:58 APP Peoples 62-yard run (Staton kick)

FOURTH QUARTER

14:16 APP Peoples 1-yard run (Staton kick)
9:03 APP Peoples 11-yard run (Staton kick)
6:12 UNT Thompson 7-yard pass from Bean (Mooney kick)

TEAM STATISTICS

	App State	North Texas
First Downs	22	30
Rushing Yds	39-500	58-230
Rushing TDs	6	1
Passing Yds	136	267
Comp.-Att.-Int.	9-17-0	22-37-1
Passing TDs	2	3
Total Offense	56-636	95-497
Penalties - Yds.	12-116	9-91
Punts - Yds.	4-155	5-206
Kickoff: Total - Yds. - TDs	4-86-0	2-31-0
INT: Total - Yds. - TDs	1-63-0	0-0-0
Poss. Time	28:06	31:54
3rd. Down Conv.	4 of 9	7 of 18
4th. Down Conversions	0 of 1	3 of 5
Red-Zone: Scores - Chances	4-5	3-3
Sacks: Total - Yds.	3-27	0-0
Field Goals: Total - Made	0-0	0-1

INDIVIDUAL STATISTICS

RUSHING — APP: Peoples 22-317, Williams Jr. 6-101, Thomas 4-35, Noel 3-26, Montgomery 2-18, Virgil 1-9, team 1-(-6). **UNT:** Siggers 17-120, Adaway 26-97, Bean 13-10, Johnson 2-3.

PASSING — APP: Thomas 8-16-0, 114; Williams 1-1-0-22. **UNT:** Bean 21-36-1, 251; Martin 1-1-0, 16.

RECEIVING — APP: Pearson 3-47, Hennigan 2-45, Ross 1-16, Virgil 2-15, Gibbs 1-13. **UNT:** Ogunmakin 7-131, Pirtle 4-46, Burns 4-45, Thompson 5-44, Siggers 1-1.

APP DEFENSIVE STATS — **Tackles:** Smith 9-4-13; Cobb 3-9-12; Harrington 6-5-11; Jackson 5-6-11; Hampton 4-3-7; Jones 4-2-6; Bird 1-5-6; Ross 2-3-5; Spurlin 1-4-5; Huff 3-0-3; Palliant 1-2-3; Roof 1-2-3; Dingle-Prince 1-2-3; Wright 1-2-3; Frizzell 1-2-3; Jean-Charles 2-0-2; Clarke 1-1-2; Washington 0-2-2; Taylor 0-2-2; Brown 1-0-1; Dawkins 1-0-1; Earle 0-1-1; Dawson 0-1-1. **Sacks:** Hampton 1-17, Paillant 1-7, Jackson 1-3. **TFL:** Hampton 3-20, Jackson 2-4, Paillant 1-7, Huff 1-1. **INT:** Jones 1-63.

APP STATE 42 • NORTH TEXAS 21
2:58 TO GO • THIRD QUARTER

After North Texas once again pulled within two touchdowns thanks to an 11-play, 74-yard drive midway through the third quarter, App State pushed its leadback to 21 points on a 62-yard touchdown run by Peoples.

Peoples entered the Myrtle Beach Bowl needing a whopping 193 yards to give the Mountaineers a 1,000-yard rusher for the ninth straight year — the nation's longest active streak at season's end — and his second long touchdown pushed him over 200 yards for the day.



APP STATE 49 • NORTH TEXAS 21
14:16 TO GO • FOURTH QUARTER

A flag for a penalty well behind the play wiped out Williams' 79-yard touchdown run late in the third quarter, limiting the gain to 16 yards before a 15-yard penalty walkoff changed the line of scrimmage from the App State 21 to the 22.

Peoples rushed for a 76-yard gain to the North Texas 2 on the very next snap, setting up his fourth of five touchdown runs.

Peoples tied the school record for rushing touchdowns in a game, as John Settle posted five against Davidson in 1986. Peoples also tied six other players, including Barry Sanders, as the only ones to have scored five rushing touchdowns in a bowl game.



APP STATE 56 • NORTH TEXAS 21
9:03 TO GO • FOURTH QUARTER

Steven Jones Jr. returned an interception 63 yards to the North Texas 6 to set up, following a post-return penalty, Peoples' final TD on an 11-yard run with 9:03 left.

Peoples set a school and NCAA bowl record with 317 rushing yards on 22 attempts.

The previous NCAA single-game bowl record belonged to Georgia Tech's P.J. Daniels, who rushed for 307 yards against Tulsa in the 2004 Humanitarian Bowl. Peoples also broke the school record of 313 yards from Armanti Edwards in a 2007 FCS semifinal win against Richmond.



APP STATE 56 • NORTH TEXAS 28
FINAL

"A lot of weight off our shoulders to win our sixth bowl game in a row. That's something we take a lot of pride in in Boone and our program."
— App State head coach Shawn Clark



2023 CURE BOWL CHAMPIONS



2023 BOWL CHAMPIONS

9-5 OVERALL • 6-2 SUN BELT (EAST DIVISION CHAMP)

ROSTER

No.	Name	Pos.	Ht.	Wt.	Class	No.	Name	Pos.	Ht.	Wt.	Class
0	Milan Tucker	WR	5-11	180	R-Jr.	39	Tony Harris	CB	5-10	175	R-Fr.
1	Anderson Castle	RB	6-0	220	Jr.	40	Cole Becker	ILB	6-2	235	R-Fr.
2	Tyrek Funderburk	CB	6-0	185	R-Sr.	41	Conner Maynard	P	6-3	200	R-Jr.
2	Kaedin Robinson	WR	6-2	205	R-Jr.	42	Christian Johnstone	LS	6-3	255	R-Jr.
3	Ahmani Marshall	RB	6-2	225	Jr.	42	Braxton Veiga	ILB	6-1	215	Fr.
4	Joey Aguilar	QB	6-3	220	Jr.	43	Ryan McKinnis	ILB	6-2	225	Fr.
4	Nick Ross	SAF	5-11	190	Sr.	44	Brodrick Gooch	OLB	6-0	220	R-Fr.
5	Michael Fletcher	DE	6-6	275	R-Jr.	44	Jake Mann	LS	5-9	235	R-So.
5	Nate Noel	RB	5-10	190	Jr.	45	Trevor Moffitt	ILB	6-1	225	R-So.
6	Dashaun Davis	WR	5-9	175	R-Jr.	46	Isaiah McGuffin	ILB	6-0	220	Fr.
6	EJ Jackson	SAF	6-0	195	Sr.	47	Romelo Bell	OLB	6-3	230	Fr.
7	Andrew Parker Jr.	ILB	6-2	235	R-Sr.	48	Deshawn McKnight	DL	6-3	285	Jr.
8	Brendan Harrington	OLB	6-1	230	R-Jr.	49	Mitchell Lake	P	5-11	195	Fr.
8	Dalton Stroman	WR	6-4	200	R-So.	49	Randy Marion III	ILB	6-0	205	Fr.
9	Jarrett Paul	CB	6-1	200	R-Sr.	50	DeAndre Dingle-Prince	DE	6-0	280	Jr.
10	Zahn Coakley	WR	6-1	195	Fr.	51	Cayden Sweatt	OL	6-4	285	Fr.
10	DJ VanHook	CB	5-10	185	Sr.	52	Orlando Leon	OLB	6-2	225	R-Fr.
11	Jordan Favors	SAF	5-11	195	R-So.	53	Jake Gano	OL	6-2	280	R-Fr.
11	Grant Tucker	WR	6-3	190	Fr.	54	Isaiah Helms	OL	6-3	295	Sr.
12	Shawn Collins	DE	6-5	265	R-So.	55	Seth Williams	OL	6-4	300	R-So.
12	Michael Hetzel	WR	5-11	195	R-So.	56	Kyle Arnholt	ILB	6-2	225	R-So.
13	Christian Horn	WR	6-2	190	Jr.	57	Austin Shook	K	6-0	205	R-So.
13	Trenton Alan Yowe	CB	6-2	185	R-So.	58	Blake Bradford	OL	6-6	245	Fr.
14	Jayden Bethea	ILB	6-1	230	Fr.	59	Jack Murphy	OL	6-4	295	R-So.
14	Kanye Roberts	RB	5-11	200	R-Fr.	60	Ethan Ryan	OL	6-3	290	R-So.
15	Thomas Davis	OLB	6-2	235	R-So.	62	Bucky Williams	OL	6-3	300	R-Sr.
15	Makai Jackson	WR	6-0	200	So.	63	Jayden Ramsey	OL	6-6	295	R-So.
16	David Hernandez	QB	6-0	210	Sr.	66	Danny Stevens	OL	6-4	265	Fr.
16	Omari Philyaw	CB	5-10	180	R-Fr.	70	Thornton Gentry	OL	6-4	305	R-So.
17	Mason McHugh	QB	6-2	195	Fr.	72	Markell Samuel	OL	6-4	295	R-So.
17	Jalik Thomas	SAF	5-11	200	Jr.	73	Jaden Lindsay	OL	6-3	300	R-So.
18	Ryan Burger	QB	6-3	205	R-Fr.	74	Griffin Scroggs	OL	6-3	325	R-Fr.
18	James Edwards	CB	5-10	190	R-Fr.	75	Damion Daley	OL	6-4	300	R-Sr.
19	Cameron Estep	QB	6-0	190	Fr.	76	Logan Ridolph	OL	6-5	295	Fr.
19	Ethan Johnson	CB	5-11	195	So.	77	Daniel Davis	OL	6-6	275	Fr.
20	Jaylon Calhoun	RB	6-0	190	Fr.	78	Joseph Solomon	OL	6-5	275	R-So.
21	DJ Burks	SAF	6-0	195	R-Fr.	80	Max Drag	TE	6-4	235	Fr.
21	Reece Larson	WR	6-0	180	R-Fr.	81	Miller Gibbs	TE	6-4	245	R-Sr.
22	Cash McVay	K	6-1	180	R-So.	82	Chris Lawson Jr.	WR	6-0	180	Fr.
22	DJ Porter	CB	6-0	175	Fr.	83	Coen Sutton	WR	6-2	200	R-So.
24	Cahari Haynes	OLB	6-1	220	Fr.	84	Ayden Burkey	WR	5-11	175	R-Fr.
25	Jackson Greene	SAF	5-11	195	R-Jr.	85	David Larkins	TE	6-5	255	R-So.
26	Caden Sullivan	OLB	6-2	225	R-So.	86	Kanen Hamlett	TE	6-4	240	R-Fr.
27	Ronald Clarke	SAF	6-0	200	Jr.	87	Eli Wilson	TE	6-3	240	Jr.
27	Michael Dipasquale	RB	5-10	200	Fr.	88	Luke Hale	WR	6-3	190	R-Fr.
28	Zyeir Gamble	SAF	5-10	185	Fr.	88	Donovan Spellman	OLB	6-4	230	So.
28	Maquel Haywood	RB	5-8	195	Jr.	89	August Drews	TE	6-5	245	R-So.
29	Carter Everett	K	5-10	195	R-Fr.	90	Nate Johnson	OLB	6-5	230	Fr.
29	Santana Hopper	DT	6-2	255	R-Fr.	91	Markus Clark	DT	6-1	290	So.
30	Carter Greene	SAF	6-0	200	R-Fr.	92	AJ Mebane	DE	6-3	250	Fr.
31	Dyvon McKinney	SAF	6-0	205	R-So.	94	Stephen Passeggiata	DE	6-2	250	R-So.
33	Derrell Farrar	ILB	6-1	220	R-Fr.	95	Montez Kelley	DT	6-5	250	Jr.
34	Colton Phares	SAF	6-2	195	Fr.	96	Josiah Wyatt	DE	6-4	245	R-Fr.
35	Dylan Castoria	TE	6-2	235	R-So.	97	Kevin Abrams-Verwayne	DE	6-3	240	R-So.
35	Jack Scroggs	ILB	6-1	235	R-Jr.	98	Jason Hertz	DT	6-4	250	Fr.
36	Kevon Haigler	DE	6-1	230	Jr.	99	Michael Hughes	K	6-3	190	Jr.
37	Andre Hamilton	SAF	6-0	195	R-So.						

RESULTS

Sept. 2 Gardner-Webb W, 45-24
Coming off the bench, Joey Aguilar completed 11 of 13 passes for 174 yards and four TDs. He threw a 32-yard TD on his first FBS play and set a school record for the most TD passes by a QB in his App State debut.

Sept. 9 at #17 UNC L, 40-34 (2OT)
After App State and 17th-ranked North Carolina traded scores to begin overtime, UNC opened the second overtime with a touchdown and made a defensive stop.

Sept. 16 East Carolina W, 43-28
An action-packed day that started with Yosef ziplining from the seventh-floor tower onto the field ended with App State scoring 33 of the final 40 points.

Sept. 23 at Wyoming L, 22-19
Tyrek Funderburk's 18-yard INT return for a touchdown following four first-half field goals from Michael Hughes extended App State's fourth-quarter lead to a two-score margin, but Wyoming returned a blocked field goal for a go-ahead touchdown with 1:52 left and intercepted a late pass at the Cowboys' 6-yard line.

Sept. 30 at ULM* W, 41-40
Michael Hughes' career-long 54-yard field goal as time expired — the longest game-winning field goal to end an App State victory in program history — delivered the win.

Oct. 10 Coastal Carolina* L, 27-24
Coastal Carolina's Kade Hensley kicked a 24-yard field goal with no time remaining.

Oct. 21 at Old Dominion* L, 28-21
ODU's late fourth-down conversion set up a go-ahead touchdown in the final minute of a 28-21 conference win.

Oct. 28 Southern Miss* W, 48-38
App State took its first lead with 6:37 remaining and scored 20 unanswered points over the final 12 minutes.

Nov. 4 Marshall* W, 31-9
Playing a post-October game on a Saturday night in Kidd Brewer Stadium for the first time, App State beat Marshall in a home conference game for the first time since 1996.

Nov. 11 at Georgia State* W, 42-14
App State led 35-0 as it improved to 10-0 vs. the Panthers.

Nov. 18 at #18 JMU* W, 26-23 (OT)
Facing unbeaten JMU, that week's hosts of ESPN's College GameDay, App State won on Joey Aguilar's 8-yard TD pass to Kaedin Robinson in overtime.

Nov. 25 Georgia Southern* W, 55-27
App State fell behind 14-3 on the day Armanti Edwards' No. 14 was retired, but the Mountaineers turned an 11-point deficit into a 41-17 lead in a span of 16 minutes.

Dec. 2 at Troy (SBC Champ.) L, 49-23
App State had possession near midfield while trailing 21-17 entering the fourth, but Troy pulled away by scoring two TDs six seconds apart in the Sun Belt title game.

Dec. 16 vs. Miami Ohio W, 13-9
With MVP Joey Aguilar passing for a hard-to-fathom 211 yards and scoring App State's only TD on a 9-yard keeper in the third quarter, the Mountaineers won over the MAC champion in a Cure Bowl downpour.



DEC. 16, 2023 • FBC MORTGAGE STADIUM • ORLANDO, FLA.

MIAMI (OHIO)

9

APP STATE

13

SCORING SUMMARY	1	2	3	4	F
REDHAWKS	3	0	6	0	—
MOUNTAINEERS	3	3	7	0	—
ATTENDANCE: 11,121					



NINTH ANNUAL
**AVOCADOS FROM MEXICO
CURE BOWL**
DECEMBER 16, 2023 | 3:30 P.M.
FBC MORTGAGE STADIUM
ORLANDO, FLA.



APP STATE
MOUNTAINEERS

VS.



MIAMI
REDHAWKS



**APP STATE 3 • MIAMI 3
9:31 TO GO • FIRST QUARTER**

Despite throwing an interception on the first rain-soaked play from scrimmage, App State gave up just a 34-yard field goal to the RedHawks, who brought an 11-2 record to the Cure Bowl after beating Toledo in the MAC title game.

After falling behind, App State tied the score when Michael Hughes kicked a 29-yard field goal to cap a 71-yard drive that included Joey Aguilar's 52-yard pass to Kaedin Robinson.

**APP STATE 6 • MIAMI 3
HALFTIME**

After tying the game, App State moved ahead for good with a 13-play, 88-yard drive capped by Hughes' 22-yard field goal with 13:14 left before halftime.

Aguilar completed his first five passes on the drive for 69 yards, and Anderson Castle's 26-yard run on a third-and-23 play from the Miami 36 set up the score.

By halftime, Aguilar had thrown for 161 yards, with Robinson catching seven passes for 107 yards.



**APP STATE 13 • MIAMI 3
4:46 TO GO • THIRD QUARTER**

It took more than 40 minutes for a touchdown to be scored in a game with a combined 13 fumbles, but App State finally delivered on Aguilar's 9-yard keeper with 4:46 left in the third quarter.

Miami opened the second half with a drive to App State's 28 before EJ Jackson stopped a fourth-and-2 run for a gain of 1 yard.

Kanye Roberts had a pair of 14-yard runs leading up to a third-and-8 completion to Eli Wilson to set up Aguilar's score.



**APP STATE 13 • MIAMI 9
5:50 TO GO • FOURTH QUARTER**

Miami scored its only touchdown with 2:05 left in the third quarter — it didn't convert the extra point — and the Mountaineers held a fourth-quarter lead of four points when the RedHawks gained possession from Mitchell Lake's 53-yard punt and marched from their own 9 into App State territory in the closing minutes.

Freshman outside linebacker Nate Johnson forced a fumble at the tail end of a run in which several defenders swarmed to the running back.

Safety Ronald Clarke picked up the unclaimed ball before Jackson took possession from his teammate.



**APP STATE 13 • MIAMI 9
2:39 TO GO • FOURTH QUARTER**

App State started its final drive at its 42 with 2:39 left, and five straight Castle runs — including gains of 10, 25 and 8 yards in the middle three — helped produce a pair of first downs to run out the clock.

Castle finished with a career-best 119 yards.

Yardage was hard to come by for both offenses — over an inch of rain fell during the 3-hour, 21-minute contest — but Aguilar and his teammates covered plenty of ground with open-field runs that preceded a slip-and-slide celebration on UCF's natural grass.



APP STATE 13 • MIAMI 9
FINAL



SCORING SUMMARY

Team	Qtr	Time	Scoring Play	Score
MIA	1st	12:50	Graham Nicholson 34 yd FG	0-3
APP	1st	9:31	Michael Hughes 29 yd FG	3-3
APP	2nd	13:14	Michael Hughes 22 yd FG	6-3
APP	3rd	4:46	Joey Aguilar 9 yd run (Hughes kick)	13-3
MIA	3rd	2:05	Rashad Amos 23 yd run (kick failed)	13-9

TEAM STATS

Category	MIA	APP
First Downs	11	22
Rushing Yds	183	177
Rushing Attempts	42	41
Passing Yds	44	211
Comp.-Att.-Int.	6-10-0	18-32-1
Total Offense	227	388
Plays	52	73
Fumbles - Lost	6-3	7-2
Punts - Yds.	5-166	3-131
Poss. Time	27:23	27:29
3rd. Down Conv.	3 of 11	4 of 13
4th. Down Conversions	0 of 1	1 of 3
Red-Zone: Scores - Chances	1-1	3-6
Sacks: Total - Yds.	1-13	2-13
Field Goals: Total - Made	1-1	2-2

STAT LEADERS

MIAMI (OHIO)				APP STATE			
Rushing	Att.	Yds	TD	Rushing	Att.	Yds	TD
Amos	33	180	1	Castle	20	119	0
Mozeze	4	21	0	Roberts	10	48	0
Team	1	-1	0	Aguilar	5	14	1
Kopp	4	-4	0	Robinson	1	1	0
Hesson	3	-13	0	Team	5	-5	0
Totals	42	183	0	Totals	41	177	1
Passing				Passing			
C-A-I	Yds	TD		C-A-I	Yds	TD	
Hesson	5-8-0	16	0	Aguilar	18-32-1	211	0
Kopp	1-2-0	28	0	Totals	18-32-1	211	0
Totals	6-10-0	44	0				
Receiving				Receiving			
No.	Yds	TD		No.	Yds	TD	
Larvadain	4	36	0	Robinson	8	118	0
McDonald	1	6	0	Jackson	3	35	0
Amos	1	2	0	Horn	2	22	0
Totals	6	44	0	Wilson	2	16	0
				Stroman	1	10	0
				Castle	1	7	0
				Roberts	1	3	0
				Totals	18	211	0

Fumble recoveries: Wise, Salopek **Fumble recoveries:** Ross, Hopper, Clarke

"Very proud of everyone inside that building. They stuck together. We locked arms. We said, 'We have the pen to our story.' No one can dictate how this story ends except us."

— App State head coach Shawn Clark

NO. 23 JOHN SETTLE

On Nov. 22, 1986, before his last regular-season game at Kidd Brewer Stadium, the legendary John Settle became the first App State football player to have his jersey (No. 23) retired.

At the time, Settle's career established him as App State's all-time leader in almost every rushing category. Settle displayed courage every step of the way. His pride and respect for the game set the standard of excellence by which all Mountaineer athletes, past, present and future, strive to perpetuate

From 1983 through 1986, Settle graced the App State backfield with steadfast courage and determination. He finished his career as the school's all-time leading rusher with 4,409 yards and 43 touchdowns. At the time of his departure from Boone, he was the third-ranked rusher in NCAA Division I-AA football history.

Settle, a criminal justice major while at App State, was named the Southern Conference Player and Male Athlete of the Year as a senior, after rushing for 1,661 yards and 20 touchdowns. One of the highlights of his season was his five-touchdown day in the Homecoming victory over Davidson on Nov. 4, 1986.

The two-time All-American had a knack for rising to the occasion in the most important games. In App State's first NCAA I-AA Playoff game in school history, on Nov. 29, 1986, Settle dazzled the crowd with 236 yards on 37 carries and a touchdown in the 28-26 defeat to Nicholls State.

His excellence continued at the professional level with the Atlanta Falcons. In 1988, Settle became the first rookie free agent in NFL history to gain over 1,000 yards in a season. During that year, he gained 1,594 total yards (1,024 rushing and 570 receiving) and was voted to the Pro Bowl in Honolulu, Hawaii. His fabled playing days came to a close with the Washington Redskins. He was rewarded for his hard work with a 1991 Super Bowl championship ring with the Redskins.

Settle's career continued to evolve as his playing days paved the way for a future in coaching. He began his coaching career by assisting with running backs at App State in 1994. From 1995-1998, Settle served as an offensive assistant for the Cleveland Browns and later the Baltimore Ravens. His duties in the NFL involved coordinating the game plan and working with the running backs, special teams, and strength and conditioning. His experienced football mind was also used in the evaluation of personnel.

In 1998, Settle returned to the college game as the running backs coach at Fresno State. After eight seasons at FSU, he spent five seasons in the same position at the University of Wisconsin. In 2011, he returned to the NFL, spending two seasons as the Carolina Panthers' running backs coach (2011-12) and one with the Cleveland Browns (2013). In March 2021, he was hired as Kentucky's running backs coach/co-special teams coordinator after working previously at Wisconsin, and Rice hired him in 2023.



App State retired John Settle's No. 23 jersey on Nov. 22, 1986.

Of his time in Boone, Settle says: "App State helped lay the foundation for who and what I am today. As time moves on, I appreciate the days I spent in Boone more and more. The people, the fans, the University and the family environment that surrounds the community are something that I have not encountered since my days in Boone. I hope that someday I will have the opportunity to give back to a place that has given so much to me."



Currently the running backs coach at Rice, John Settle enjoyed a six-year NFL playing career.

NO. 32 DEXTER COAKLEY

Perhaps the most decorated player in the illustrious history of App State football, App State retired Dexter Coakley's No. 32 jersey on April 19, 2005.

From 1993-96, Coakley set or tied six school records, earned a slew of personal accolades and helped lead App State to 32 victories and two NCAA Division I-AA playoff appearances.

The Mt. Pleasant, S.C., native made an immediate impact on App State's squad and led the Mountaineers with 141 total tackles as a freshman in 1993, en route to Southern Conference Freshman of the Year honors.

Things only got better for the hard-hitting linebacker, both individually and for the Mountaineers. In 1994, he racked up 155 tackles to earn the first of three SoCon Defensive Player of the Year awards. Perhaps more importantly, he helped lead App State back to the I-AA playoffs after a one-year hiatus and a first-round, overtime victory over No. 7 New Hampshire before falling at second-ranked Boise State in the national quarterfinals.

As a junior, Coakley led his squad to a perfect 11-0 regular season, becoming just the ninth team in 30 years to claim the SoCon crown with an undefeated, untied league record (8-0). For the second straight season, Coakley hauled in SoCon Defensive Player of the Year and first-team All-America accolades after racking up 150 tackles. He also earned the inaugural Buck Buchanan Award, given to the top defensive player in I-AA.

Coakley capped his second-to-none collegiate career in 1996 by leading App State in tackles for the third time with 166. He earned SoCon Defensive Player of the Year and first-team All-America honors for the third time, while also claiming his second-straight Buck Buchanan Award. He was a two-time winner of I-AA football's most prestigious defensive honor and earned All-America status for three years.

Coakley remains App State's all-time career leader in total tackles (616), solo tackles (350), assisted tackles (266), double-figure tackle games (38) and 20-tackle games (seven). He is tied for the school mark with two-consecutive 20-tackle games, a feat he achieved twice, versus Georgia Southern and Marshall in 1995 and against East Tennessee State and Furman in '96.

Following the end of his career in the High Country, Coakley became the second-highest drafted player in App State history (at the time) when the Dallas Cowboys selected him in the third round (65th overall pick) of the 1997 NFL Draft.

His impact in the NFL was as immediate as his impact at App State, as he started all 16 games for the Cowboys as a rookie in '97. In 155 games as a pro, he registered 796 tackles, 13 interceptions, 9.5 sacks and six forced fumbles.

After spending the first eight years of his professional career in Dallas, Coakley spent the 2005 and '06 seasons with the St. Louis Rams. He retired from the NFL in 2007, earning Pro Bowl appearances in 1999, 2001 and '03.

In recognition of his outstanding collegiate career, Coakley was inducted into the Southern Conference Hall of Fame on May 24, 2011 and became the first Mountaineer inducted in the College Football Hall of Fame on July 16, 2011. He was inducted into the S.C. Athletic Hall of Fame in 2019.

An active member of the community, Coakley received the Cowboys Unsung Hero Award in 2002, as selected by his teammates and fans. He has been involved with many charitable programs throughout and following his professional football career, including the Salvation Army, the Children's Cancer Fund Fashion Show, Dallas Cowboys Courage House, and Let Us Play! Sports Camp for Girls.



App State retired Dexter Coakley's No. 32 jersey on April 19, 2005.



Dexter Coakley played eight of his 10 NFL seasons for the Dallas Cowboys and made three Pro Bowl appearances.

NO. 38 DINO HACKETT

App State Football retired its third jersey, Dino Hackett's No. 38, during homecoming festivities on Oct. 29, 2005.

"I've had a lot of honors in the NFL and college and I can honestly say having my number retired at App State is the greatest honor I've ever received," Hackett said.

A member of App State's 75th Anniversary Team, Hackett starred as a linebacker at App State from 1982-85. He set eight school records, including most solo (106), assisted (94) and total tackles (200) in a season, which he accomplished in 1985 en route to first-team All-America accolades. His 27 total tackles against East Tennessee State on Nov. 23, 1985 are still tops in App State's single-game annals, as are his 18 solo stops (tied for first) versus Furman on Oct. 26, 1985. In addition to the All-America recognition as a senior, Hackett was also an All-Southern Conference honoree in both 1984 and '85.

Following his standout collegiate career, Hackett was selected in the second round (35th overall) of the 1986 National Football League Draft by the Kansas City Chiefs. He went on to enjoy a successful seven-year professional career, spending six seasons with the Chiefs and one with the Seattle Seahawks. One of only seven Chiefs to ever start all 16 games as a rookie, Hackett's 140 tackles in 1986 were the second-most by a rookie in team history. He went on to earn a spot in the Pro Bowl following the 1988 season, in which he was part of K.C.'s top-rated pass defense. His 16 tackles versus the Seahawks on Sept. 20, 1987 set a Kansas City record.

After retiring from the NFL following the 1993 season, Hackett returned to the Triad, where he and his brother, Joey, owned and operated Hackett Properties, a real estate development company.

A graduate of Southern Guilford H.S. in Greensboro, Hackett has resided in



Dino Hackett played six of his seven NFL seasons with the Kansas City Chiefs and earned a Pro Bowl selection in 1988.



App State retired Dino Hackett's No. 38 on Oct. 29, 2005.

Pleasant Garden, N.C., and his family has raised quarterhorses on their farm.

"Honoring Dino was a highlight of my first year at App State. To me, personally, Dino Hackett is what Mountaineer football is all about," App State athletics director Charlie Cobb said at the time. "Along with being one of the best football players in App State history, Dino is someone who embodies the spirit of App State and is a terrific ambassador for both the University and the athletics department. He is truly deserving of the honor."

NO. 71 LARRY HAND

App State retired the No. 71 jersey worn by All-American and NFL standout Larry Hand as part of homecoming festivities on Sept. 30, 2006.

Hand was a two-time All-American and three-time All-Carolinas Conference honoree as a tackle at App State from 1960-64. Hand was far from a top prospect coming out of Butler H.S. in Butler, N.J. In fact, he worked as a mason for two years before App State head coach Jim Duncan brought him to Boone, despite the fact that the 6-4, 225-pounder only played junior varsity high school football. However, after missing his freshman season due to injury, Hand made an immediate impact on the Mountaineers and put together the first of three straight all-conference campaigns in 1962.

In '63, he garnered All-America accolades for the first time, earning second-team NAIA honors. His breakout performance came in a 20-6 win over Lenoir-Rhyne, in which he led a Mountaineer defense that forced five fumbles and held the Bears to minus-22 yards rushing.

Following App State's first victory over Lenoir-Rhyne in nine years, Duncan called Hand "the best pro line prospect to come out of the Carolinas Conference."

Professional teams agreed, as Hand was drafted as a future selection by both the Detroit Lions (10th round — NFL) and New York Jets (21st round — AFL) prior to his senior season in 1964 (future selections could be used on players that had a year of college eligibility remaining but their class had graduated).

In '64, Hand showed why the professional teams jumped at the chance to draft him in the offseason, as he put together a monster season that culminated in first-team NAIA All-America plaudits and second-team recognition by the Associated Press. He was also awarded the 1964 Kirkland Blocking Award, established in 1957 by Catawba College in memory of Gordon A. Kirkland.

He signed with the Lions in 1965 and went on to play 13 seasons in Detroit. His 13 years of service were tied for the fourth-most in Lions history and his 164 games played were tied for the 11th-highest total in franchise history.



After being selected in both the NFL and AFL Drafts, Larry Hand played 13 seasons with the NFL's Detroit Lions.



App State retired Larry Hand's No. 71 on Sept. 30, 2006.

In his 13 professional seasons, Hand registered five interceptions as a defensive lineman, returning three for touchdowns. He was the Lions' defensive MVP in 1972 and tied for second in Lions history with two INT returns for touchdowns in 1967. Defensive statistics such as tackles, tackles for loss and sacks were not kept by the Lions until 1973 (and didn't become an official NFL statistic in 1983). However, it is known that he led Detroit in sacks in two of the five seasons that he played when those records were kept, with 11 in 1973 and seven in 1975 (both 14-game seasons).

RETIRED JERSEYS



App State retired Armanti Edwards' No. 14 jersey on Nov. 25, 2023. He was joined by his wife, Desiree, two children, Armanti Jr. and Langley, and coach Jerry Moore on the field.

NO. 14 ARMANTI EDWARDS

One of the most electric players in college football history, App State retired Armanti Edwards' No. 14 jersey on Nov. 25, 2023. A little over two months later, Edwards was elected to the College Football Hall of Fame.

A record-setting and title-winning quarterback for the Mountaineers from 2006-09, Edwards became the fourth official App State representative and second player from App State to be inducted into the College Football Hall of Fame. The other player, linebacker Dexter Coakley, was inducted in 2011, followed by Edwards' head coach in Boone, Jerry Moore, who was inducted in 2014.

During his four years in Boone, Edwards was a four-time first-team All-American, the first two-time FCS National Player of the Year (Walter Payton Award) and a two-time national champion who went 42-7 as a starter, including the historic 34-32 upset of No. 5 Michigan to open App State's 2007 championship season. The Mountaineers went 28-2 in conference games with three unbeaten runs to league titles in his four seasons.

Edwards amassed 14,753 yards of total offense in his App State career (10,392 passing with 4,361 rushing) and 139 total touchdowns (74 passing with 65 rushing) while helping lead App State to back-to-back national titles in 2006 and 2007.

He spent 12 years in pro football after being a third-round selection in the 2010 NFL Draft, with stints as a wide receiver for the Carolina Panthers, Cleveland Browns and Chicago Bears before he enjoyed additional success as a CFL receiver who produced a 1,000-yard season in 2019. He wasn't eligible for Hall of Fame inclusion until he had officially retired from professional football.

Edwards became the first Division I player (FBS or FCS) with more than 10,000 passing yards and 4,000 rushing yards in his career and currently has only one other player (Colin Kaepernick of Nevada) as company on that list.

Edwards remains an FCS record holder for career rushing TDs by a quarterback and most seasons with 3,000-plus yards of total offense (four seasons, tied for first with Steve McNair) while ranking No. 2 in career rushing yards by a QB and No. 4 in career total offense.

His four first-team All-America honors from 2006-09 include first-team recognition from the Associated Press in 2008 and 2009.

Edwards posted single-game highs of 433 passing yards (still a school record) and 313 rushing yards (in a 2007 FCS semifinal win to currently rank No. 2 in single-game rushing yards by an FCS quarterback and No. 2 by any App State player, broken in 2020). In the upset of Michigan, he accounted for four touchdowns (three passing, one rushing) and 289 yards of total offense (227 passing, 62 rushing).






Mountaineers

IN THE COLLEGE FOOTBALL HALL OF FAME

CFB HALL OF FAME



Dexter Coakley
Class of 2011

Armanti Edwards
Class of 2024

Jerry Moore
Class of 2014

Mack Brown
Class of 2018





APP STATE ATHLETICS HALL OF FAME

Founded in 1975 by the App State Former Athletes Association, the App State Athletics Hall of Fame recognizes former coaches and student-athletes for their athletic achievements at App State. To be considered for induction, a nominee must have completed their eligibility at least five years prior to his/her nomination while coaches are eligible for nomination five years after their last season of coaching at Appalachian.

Through 2023, 85 men representing the football program have been inducted into the Hall of Fame. The entire list of football representatives in the App State Athletics Hall of Fame is below.

ATHLETICS HALL OF FAME

Name	Years	Date Inducted
S.G. Gabriel	1950-54	Sept. 13, 1975
Jack Groce	1949-53	Sept. 13, 1975
Larry Hand	1961-64	Sept. 13, 1975
Claude "Red" Smith	1930-34	Sept. 13, 1975
John Caskey	1946-49	Sept. 11, 1976
John Hollar	1940-42, 1946-49	Sept. 11, 1976
Coaker Triplett	1930-33	Sept. 11, 1976
George "Fluffy" Watts	1938-42	Sept. 11, 1976
Herman Bryson	1946-50	Sept. 17, 1977
Lloyd Hobbs	1934-37	Sept. 17, 1977
Francis L. Hoover*	1936-40; 1945-77	Sept. 17, 1977
Pat Murphy	1965-69	Sept. 17, 1977
Kidd Brewer^	1935-38	Sept. 9, 1978
Len Wilson	1934-38	Sept. 9, 1978
Bobby Agle	1965-69	Sept. 22, 1979
M.J. "Rovie" Angell	1934-38	Sept. 22, 1979
Cline Farthing	1933-37	Sept. 22, 1979
Claude Pyatte	1929-32	Sept. 22, 1979
E.C. Duggins^	1947-55	Sept. 13, 1980
Alvin Hooks	1948-52	Sept. 13, 1980
Everette McConnell	1931-35	Sept. 13, 1980
Flucie Stewart^	1935-40; 1946-47	Sept. 5, 1981
J.C. Honeycutt	1946-50	Sept. 5, 1981
Ansel Glendenning	1956-60	Sept. 18, 1982
Ivo Wortman	1930-34	Sept. 18, 1982
Carl Rudisill	1932-36	Sept. 22, 1984
Greg Van Orden	1960-63	Sept. 22, 1984
Rick Beasley	1977-81	Sept. 13, 1986
Robert Weaver	1931-35	Sept. 13, 1986
Steven Gabriel	1948-52	Sept. 12, 1987
Gill Beck	1974-77	Sept. 3, 1988
James Ollis	1952-56	Sept. 2, 1989
Steve Brown	1977-81	Sept. 1, 1990
Carl Messere*	1957-61; 1965-70	Aug. 31, 1991
Ned Pennell	1951-54	Sept. 26, 1992
Robby Price	1974-78	Sept. 11, 1993
John Settle	1983-86	Sept. 17, 1994
Dino Hackett	1981-85	Sept. 9, 1995
Emmitt Hamilton	1974-78	Sept. 9, 1995
Devon Ford	1973-77	Sept. 9, 1995
Larry Bo Butler	1969-73	Sept. 20, 1997
Jim Brakefield^	1971-79	Sept. 20, 1997
Joe Parker	1973-77	Sept. 5, 1998
Scott McConnell	1975-78	Sept. 11, 1999
Avery Hall	1989-92	Sept. 11, 1999
Earl Henson	1934-38	Sept. 9, 2000
Bob Broome*	1936-40; 1947-59	Sept. 1, 2001
Jim Duncan^	1959-65	Sept. 1, 2001
Bobby Russell	1965-68	Sept. 11, 2004
Matt Stevens	1991-95	Sept. 11, 2004
Clayton Deskins	1968-71	Sept. 11, 2004
Jim Conger	1956-59	Sept. 17, 2005

Name	Years	Date Inducted
Rico Mack	1989-92	Sept. 17, 2005
Richard Tickle	1961-64	Sept. 17, 2005
Harold Alexander	1989-92	Sept. 9, 2006
Alvin Parker	1980-83	Sept. 9, 2006
Wayne Byrd	1963-66	Sept. 27, 2008
Dexter Coakley	1993-96	Sept. 27, 2008
Corey Hall	1997-2000	Sept. 26, 2009
Josh Jeffries	1999-2002	Sept. 26, 2009
Mark Royals	1983-85	Sept. 26, 2009
Johnny Jennings	1987-90	Sept. 11, 2010
Larry Harbin	1961-64	Sept. 10, 2011
Dwayne Pelham	1987-90	Sept. 10, 2011
Richie Williams	2002-05	Sept. 10, 2011
Anthony Downs	1984-87	Sept. 8, 2012
Derek Graham	1986-89	Sept. 8, 2012
Kevin Richardson	2004-07	Sept. 7, 2013
Jay Sutton	1992-96	Sept. 7, 2013
Matt Isenhour	2003-06	Sept. 6, 2014
Damon Scott	1993-96	Sept. 6, 2014
Armanti Edwards	2006-09	Sept. 5, 2015
Chip Hooks	1991-94	Sept. 5, 2015
Jerry Moore^	1989-2012	Sept. 5, 2015
Daniel Wilcox	1999-2000	Sept. 5, 2015
Kerry Brown	2004-2007	Sept. 10, 2016
David Jackson#	2000-2015	Sept. 10, 2016
Cedric Felton	1982-86	Sept. 9, 2017
Corey Lynch	2003-07	Nov. 17, 2018
Marques Murrell	2003-06	Nov. 17, 2018
DaVon Fowlkes	2000-04	Aug. 31, 2019
Mark LeGree	2007-10	Sept. 18, 2021
Ed Boyd	1981-84	Sept. 17, 2022
Andre Crawford (baseball/football)	1982-87	Sept. 1, 2023

* denotes player and coach

denotes non-player/coach



Armanti Edwards (left) and Jerry Moore (right) became the football program's 71st and 72nd representatives in the App State Athletics Hall of Fame in 2015.

75TH ANNIVERSARY TEAM

On November 15, 2003, App State wrapped up its 75th anniversary of intercollegiate football by announcing its 75th Anniversary Team. The team consists of 25 of the greatest players from the first 75 years of Mountaineer football, with a representative at each position. The team was recognized during halftime of the season finale at Kidd Brewer Stadium versus Western Carolina.

OFFENSE

Wide Receiver	Bob Agle (1965-68)
Wide Receiver	Rick Beasley (1978-80)
Tight End	Steve Wilkes (1984-87)
Offensive Line	Gill Beck (1974-77)
Offensive Line	Mike Callaway (1982-86)
Offensive Line	Derrick Graham (1986-89)
Offensive Line	Scott Kadlub (1992-96)
Offensive Line	Ted Reitzle (1937-40)
Quarterback	Steve Brown (1977-80)
Running Back	John Settle (1983-86)
Running Back	Damon Scott (1993-96)
Return Specialist	Devon Ford (1973-76)
Place Kicker	Bjorn Nittmo (1985-88)

DEFENSE

Defensive Line	Anthony Downs (1984-87)
Defensive Line	Avery Hall (1989-92)
Defensive Line	Larry Hand (1960-64)
Defensive Line	Josh Jeffries (1999-2002)
Linebacker	Dexter Coakley (1993-96)
Linebacker	Dino Hackett (1982-85)
Linebacker	Richard Tickle (1961-64)
Defensive Back	Wayne Byrd (1963-66)
Defensive Back	Larry Harbin (1961-64)
Defensive Back	Jim Ollis (1952-55)
Defensive Back	Matt Stevens (1991-95)
Punter	Harold Alexander (1989-92)

APP STATE ALL-AMERICANS

Ninety-nine App State players have received All-America recognition since running back Len Wilson became the Mountaineers' first All-American in 1937.

App State's 99 honorees have earned All-America recognition a total of 135 times, counting repeat or multi-year honorees, highlighted by the first four-time All-American in school history (Armanti Edwards — 2006-09) and four three-time all-Americans (Dexter Coakley — 1994-96, Corey Lynch — 2005-07, Kevin Richardson — 2005-07 and Mark LeGree — 2008-10).

ALL-AMERICANS

KEY

AFCA = American Football Coaches Association; **AP** = Associated Press; **AN** = Action Network; **BF** = Board of Football; **CFN** = The College Football Network; **CSJ** = College Sports Journal; **CSN** = College Sporting News; **CSR** = CollegeSportsReport.com; **FG** = Football Gazette; **NAIA** = National Assoc. of Intercollegiate Athletics; **ORG** = I-AA.org; **PFF** = PFF College; **PFN** = Pro Football Network; **PB** = Playboy; **PS** = Phil Steele; **TL** = Teamlink.com; **TSN** = The Sports Network; **W** = Williamson; **WC** = Walter Camp



Len Wilson, RB
1937: 1st-BF



Ted Reitzle, C
1939: 3rd-AP
1940: 2nd-W



George Watts, T
1941: 2nd-AP; 3rd-W



John Caskey, E
1948: 1st-AP



Herman Bryson, RB
1948: 3rd-AP



Jack Groce, RB
1950: 2nd-AP




Ansel Glendenning, RB
1958: 1st-W



Bob White, G
1960: 2nd-NAIA



Joe Bailey, T
1961: 2nd-W



Greg Van Orden, T
1962: 2nd-W
1963: 1st-AP; 2nd-W




Larry Hand, T
1963: 2nd-NAIA
1964: 1st-NAIA; 2nd-AP



Joe Parker, P
1974: 1st-PB



Rick Beasley, WR
1979: 2nd-AP



Ed Boyd, G
1984: 3rd-AP



Dino Hackett, LB
1985: 1st-AP, AFCA



John Settle, RB
1985: 2nd-AP
1986: 1st-FG; 2nd-AP



Anthony Downs, DL
1987: 1st-AP, AFCA,
WC, FG, TSN




James Hardman, OT
1987: 2nd-TSN



Bjorn Nittmo, PK
1988: 1st-AP, AFCA;
2nd-TSN, FG




Derrick Graham, OT
1989: 1st-AP, AFCA, TSN;
2nd-FG



Keith Collins, DB
1989: 1st-AP




Rico Mack, LB
1990: 3rd-AP
1991: 1st-WC; 2nd-AP



Harold Alexander, P
1991: 1st-AP, AFCA, WC, TSN, FG
1992: 1st-AP, AFCA, WC, TSN, FG



Gary Dandridge, DB
1991: 3rd-AP



Avery Hall, DL
1992: 1st-AP, WC, TSN




Brent David, LB
1993: 2nd-TSN



Dexter Coakley, LB
1994: 1st-AP, AFCA, TSN; 2nd-FG
1995: 1st-AP, AFCA, TSN, WC, FG
1996: 1st-AP, AFCA, TSN, WC, FG



Matt Stevens, DB
1994: 1st-AP, TSN, FG
1995: 1st-AP, WC, FG;
3rd-TSN



Brad Ohrt, OT
1994: 1st-TSN, FG;
3rd-AP



William Peebles, DL
1994: 1st-TSN;
2nd-AP, FG



Chip Miller, DL
1994: 1st-TSN, FG
1995: 1st-TSN, WC




Scott Kadlub, C
1995: 1st-FG; 2nd-TSN
1996: 1st-FG;
2nd-AP, TSN



Chad Groover, OT
1995: 3rd-FG
1996: 2nd-TSN



Damon Scott, RB
1996: 2nd-FG; 3rd-TSN



Shawn Clark, G
1996: 3rd-AP
1998: 1st-WC, 3rd-TSN



Jay Sutton, PK
1996: 3rd-FG




Jackie Avery, DL
1997: 1st-AFCA;
2nd-AP; 3rd-TSN



Chuck Payne, DB
1998: 3rd-TSN



Rocky Hunt, DL
1999: 1st-WC



Corey Hall, DB
1999: 1st-TSN, TL; 2nd-AP, FG
2000: 1st-AP, WC, AFCA; 2nd-TSN



Brian Reilly, P
1999: 1st-TL; 3rd-TSN




Jimmy Freeman, DL
2000: 2nd-TSN; 3rd-AP



Tyler Elkins, C
2000: 3rd-AP
2001: 2nd-TSN



Daniel Wilcox, TE
2000: 2nd-TSN



Billy Young, OT
2000: 2nd-TSN



Josh Jeffries, DE
2001: 1st-AFCA, AP, FG, TSN, WC
2002: 1st-AFCA, AP,
FG, ORG, TSN, WC



Justin Seaverns, LB
2001: 3rd-FG, TSN



Wayne Smith, OT
2001: 3rd-TSN




Ryan Watson, DT
2001: 1st-FG, TSN




Joe Patrick, OG
2002: 3rd-TSN



Derrick Black, DB
2003: 1st-ORG



Nate McKinney, P
2003: 1st-ORG;
2nd-TSN; 3rd-AP




K.T. Stovall, DE
2003: 1st-AFCA, AP,
ORG, TSN



DaVon Fowlkes, WR
2004: 1st-AFCA, AP, FG,
ORG, TSN, WC



Jason Hunter, DE
2005: 1st-ORG, FG;
2nd-AP, TSN; 3rd-CSR



Matt Isenhour, OT
2005: 1st-ORG; 2nd-TSN
2006: 1st-AP, TSN, WC



Corey Lynch, DB
2005: 1st-ORG; 2nd-AP, TSN
2006: 1st-CSN; 2nd-TSN
2007: 1st-AP, WC, TSN, CSN, CSR




Marques Murrell, DE
2005: 1st-AP, TSN, ORG, FG, CSR, WC
2006: 1st-AP, TSN, WC,
AFCA, CSN



Kevin Richardson, RB
2005: 3rd-FG
2006: 1st-CSN; 3rd-AP, TSN
2007: 3rd-TSN



Jeremy Wiggins, DB
2005: 3rd-TSN
2006: 1st-AP, TSN,
WC, CSN



Richie Williams, QB
2005: 1st-ORG;
3rd-FG, CSR



Daniel Bettis, TE
2006: 3rd-AP



Kerry Brown, OG
2006: 1st-AP, TSN, AFCA, CSN
2007: 1st-AP, WC, AFCA,
TSN, CSN; 2nd-CSR



Armanti Edwards, QB
2006: 1st-CSN
2007: 1st-CSN; 2nd-TSN
2008: 1st-AP, AFCA, WC, TSN, CSN
2009: AP, WC, TSN, CSN



Pierre Banks, LB
2007: 1st-TSN
2008: 3rd-TSN



John Holt, OL
2007: 3rd-TSN



Julian Rauch, PK
2007: 2nd-TSN



Scott Suttle, C
2007: 3rd-TSN



Gary Tharrington, DL
2007: 3rd-AP, TSN



Jerome Touchstone, CB
2007: 1st-CSN;
3rd-TSN



Anthony Williams, DL
2007: 1st-TSN



Jonathan Bieschke, OT
2008: 1st-WC,
2nd-AP



Cortez Gilbert, CB
2008: 2nd-TSN
2009: 1st-TSN



Mark LeGree, DB
2008: 1st-AP, WC, TSN, CSN
2009: 1st-AP, AFCA, WC, TSN, CSN
2010: 1st-AP, AFCA, WC, TSN, CSN, PS



Jacque Roman, LB
2008: 1st-TSN
2009: 1st-AFCA;
3rd-AP, TSN




Mario Acitelli, OL
2009: 1st-WC; 2nd-
AP, TSN



D.J. Smith, LB
2009: 1st-TSN, CSN
2010: 1st-TSN, CSN;
2nd-PS; 3rd-AP



Jabari Fletcher, DL
2010: 1st-AP, AFCA,
WC, PS; 2nd-TSN



Daniel Kilgore, OT
2010: 1st-CSN,
3rd-PS



DeAndre Presley, QB
2010: 1st-CSN;
2nd-AP, PS; 3rd-TSN



Brian Quick, WR
2010: 1st-CSN; 2nd-PS
2011: 1st-AFCA, PS,
CSN, CSJ; 2nd-AP, TSN



Orry Frye, OT
2011: 3rd-TSN



Jeremy Kimbrough, LB
2011: 1st-CSJ; 2nd-TSN, PS
2012: 1st-TSN, WC, CSN,
CSJ; 2nd: AP



Demetrius McCray, DB
2011: 4th-PS
2012: 2nd-AP;
3rd-TSN



Sam Martin, P
2012: 1st-AP, CSJ
3rd-TSN



Sean Price, WR
2012: 1st-CSJ;
3rd-TSN



Bentlee Critcher, P
2013: 3rd-TSN

FBS ALL-AMERICANS



Akeem Davis-Gaither, LB
2019: 4th-PS



Shaun Jolly, CB
2019: 2nd-PFF
2020: HM-PS



Shemar Jean-Charles, CB
2020: 1st-WC;
2nd-CSN, PFF; 3rd-PS



Ryan Neuzil, OG
2020: 2nd-CSN, PFF;
4th-PS



Steven Jones Jr.
2021: 1st-FWAA, PS,
PFN; 2nd: WC



Chandler Staton
2021: 1st-PFN



D'Marco Jackson, LB
2021: 2nd-PFN
4th-PS



Milan Tucker, KR
2022: 2nd-FWAA, PS



Cooper Hodges, OT
2022: 3rd-PFF



Michael Hughes, PK
2023: 2nd-CFN



Tyrek Funderburk, CB
2023: 2nd-AN



Jackson Greene, SPT
2023: 3rd-CFN



COLLEGE FOOTBALL HALL OF FAME

- 2011 - Dexter Coakley, Fisher DeBerry * (former App State assistant)
- 2014 - Jerry Moore
- 2018 - Mack Brown
- 2024 - Armanti Edwards

WALTER PAYTON AWARD *Division I-AA/FCS National Player of the Year*

National Player of the Year

- 2008 - Armanti Edwards, QB
- 2009 - Armanti Edwards, QB

BUCK BUCHANAN AWARD *Division I-AA/FCS National Defensive Player of the Year*

- 1995 - Dexter Coakley, LB
- 1996 - Dexter Coakley, LB

BUCK BUCHANAN AWARD FINALISTS

- 1995 - Dexter Coakley, LB (1st)
- 1996 - Dexter Coakley, LB (1st)
- 1999 - Corey Hall, DB (N/A)
- 2000 - Joe Best, LB (13th)
- 2001 - Josh Jeffries, DE (7th)
- 2002 - Josh Jeffries, DE (8th)
- 2003 - K.T. Stovall, DE (11th)
- 2005 - Marques Murrell, DE (9th)
- 2006 - Marques Murrell, DE (3rd)
Jeremy Wiggins, DB (9th)
- 2007 - Corey Lynch, DB (2nd)
- 2008 - Mark LeGree, DB (3rd)
- 2009 - Mark LeGree, DB (5th)
- 2010 - Jabari Fletcher, DE (7th)
D.J. Smith, LB (8th)
Mark LeGree, DB (17th)
- 2012 - Jeremy Kimbrough, LB (2nd)
Demetrius McCray, DB (16th)

WALTER PAYTON AWARD FINALISTS

- 2004 - DaVon Fowlkes, WR (3rd)
Richie Williams, QB (15th)
- 2005 - Richie Williams, QB (6th)
- 2006 - Kevin Richardson, RB (12th)
- 2007 - Kevin Richardson, RB (10th)
Kerry Brown, OG (19th - write-in candidate)
- 2008 - Armanti Edwards, QB (1st)
- 2009 - Armanti Edwards, QB (1st)
- 2010 - DeAndre Presley, QB (3rd)
- 2011 - Brian Quick, WR (15th)
- 2012 - Jamal Londry-Jackson, QB (14th)

JERRY RICE AWARD FINALISTS *Division I-AA/FCS National Freshman of the Year*

- 2012 - Sean Price, WR (3rd)
- 2013 - Marcus Cox, RB (2nd)
Bentlee Critcher, P (t-17th)

KIRKLAND BLOCKING TROPHY

- 1964 - Larry Hand, T

EDDIE ROBINSON AWARD *Division I-AA/FCS National Coach of the Year*

- 2006 - Jerry Moore

LIBERTY MUTUAL DIVISION I-AA/FCS COACH OF THE YEAR

- 2009 - Jerry Moore

AFC A DIVISION I-AA/FCS NATIONAL COACH OF THE YEAR

- 2005 - Jerry Moore
- 2006 - Jerry Moore
- 2007 - Jerry Moore

INDIVIDUAL NATIONAL STATISTICAL CHAMPION

- 1936 - Len Wilson (scoring) - NAIA
- 1974 - Joe Parker (punting) - Division I
- 1979 - Rick Beasley (receiving) - Division I
- 1991 - Harold Alexander (punting) - Division I-AA
- 1992 - Harold Alexander (punting) - Division I-AA
- 2004 - DaVon Fowlkes (receptions, receiving yards, all-purpose yards) - Division I-AA
- 2008 - Mark LeGree (interceptions) - Division I FCS

TEAM NATIONAL STATISTICAL CHAMPION

- 2007 - Total Offense - Division I FCS
- 2018 - Defensive Fourth-Down Conversion Percentage Allowed - Division I FBS
- 2019 - Fourth-Down Conversion Percentage - Division I FBS
- 2019 - Defensive Touchdowns (T-1st) - Division I FBS



Posing together at the 2024 Legends Gala, App State boasts winners of the Walter Payton (FCS National Player of the Year), Buck Buchanan (FCS Defensive Player of the Year) and Eddie Robinson (FCS National Coach of the Year) awards. App State is home to two-time winners of the Payton and Buchanan Awards in Armanti Edwards (right — 2008 and '09) and Dexter Coakley (left — 1995 and '96), respectively. Jerry Moore (center) won the Robinson Award in 2006.



ACADEMIC ALL-AMERICA HALL OF FAME

2004 - Gill Beck

NCAA POSTGRADUATE SCHOLARSHIP

1977 - Gill Beck, C (law)
1992 - D.J. Campbell, QB (medicine)

NATIONAL FOOTBALL FOUNDATION NATIONAL SCHOLAR-ATHLETE

16 recipients annually — award includes postgraduate scholarship

1992 - D.J. Campbell, QB (medicine)
2013 - Tony Washington (architectural design)

ACADEMIC ALL-AMERICA

1959 - Carl Messere, C (first team)
1960 - Carl Messere, C (first team)
1975 - Gill Beck, C (second team)
1976 - Gill Beck, C (second team)
1977 - Gill Beck, C (first team)
1992 - D.J. Campbell, QB (first team)
2020 - Thomas Hennigan, WR (second team)

FCS ATHLETICS DIRECTORS ASSOCIATION

NATIONAL ACADEMIC ALL-STAR

2007 - Pierre Banks, LB
2008 - Pierre Banks, LB
2010 - Orry Frye, OL
2012 - Tony Washington, WR

DRADDY AWARD SEMIFINALIST

National Football Foundation Scholar-Athlete of the Year

2008 - Pierre Banks, LB (educational media - master's)

NATIONAL PLAYER OF THE WEEK

NCAA Division I-AA/FCS


Oct. 2, 1999 - Tim Ramseur, LB (ESPN/USA Today)
Oct. 16, 1999 - Corey Hall, DB (The Sports Network & Teamlink)
Oct. 30, 1999 - Wes Hunter, LB (ESPN/USA Today)
Aug. 31, 2000 - Joe Best, LB (The Sports Network)
Sept. 23, 2000 - Jimmy Watkins, KR (The Sports Network)
Nov. 11, 2000 - Joe Burchette, QB (The Sports Network)
Sept. 8, 2001 - Josh Jeffries, DE (The Sports Network)
Sept. 30, 2002 - Josh Jeffries, DE (I-AA.org)
Oct. 14, 2002 - Derrick Black, DB (The Sports Network)
Oct. 14, 2002 - Josh Jeffries, DE (The Sports Network)
Oct. 14, 2002 - Josh Jeffries, DE (Football Gazette)
Nov. 9, 2002 - Joe Burchette, QB (I-AA.org)
Oct. 13, 2003 - K.T. Stovall, DE (The Sports Network)
Sept. 25, 2004 - DaVon Fowlkes, WR (I-AA.org)
Oct. 9, 2004 - Richie Williams, QB (I-AA.org/The Sports Network)
Oct. 23, 2004 - DaVon Fowlkes, WR (The Sports Network)
Nov. 6, 2004 - DaVon Fowlkes, WR (I-AA.org/The Sports Network)
Sept. 3, 2005 - Corey Lynch, DB (I-AA.org)
Sept. 17, 2005 - Kevin Richardson, RB (The Sports Network)
Oct. 15, 2005 - Kevin Richardson, RB (I-AA.org)
Dec. 3, 2005 - Richie Williams, QB (I-AA.org)
Dec. 10, 2005 - Trey Elder, QB (I-AA.org)
Dec. 10, 2005 - Jason Hunter, DE (I-AA.org)
Dec. 16, 2005 - Jason Hunter, DE (I-AA.org)
Dec. 16, 2005 - Zach Johnson, WR (I-AA.org)
Dec. 16, 2005 - Marques Murrell, DE (I-AA.org)
Sept. 9, 2006 - Pierre Banks, LB (I-AA.org)
Sept. 23, 2006 - Dexter Jackson, RS (I-AA.org/The Sports Network)
Oct. 14, 2006 - Corey Lynch, DB (I-AA.org)
Oct. 28, 2006 - Kevin Richardson, RB (The Sports Network)
Nov. 25, 2006 - Armanti Edwards, QB (College Sporting News)
Dec. 2, 2006 - Omarr Byrom, DT (College Sporting News)
Dec. 2, 2006 - Kevin Richardson, RB (College Sporting News)
Dec. 9, 2006 - Marques Murrell, DE (College Sporting News)
Dec. 9, 2006 - Kevin Richardson, RB (College Sporting News)
Sept. 1, 2007 - Armanti Edwards, QB (SME Network)
Sept. 1, 2007 - Corey Lynch, DB (The Sports Network/SME Network)
Oct. 4, 2008 - Armanti Edwards, QB (College Sporting News)
Oct. 31, 2008 - Armanti Edwards, QB (The Sports Network/College Sporting News)
Oct. 31, 2008 - Mark LeGree, DB (The Sports Network/College Sporting News)
Sept. 26, 2009 - D.J. Smith, LB (The Sports Network)
Oct. 17, 2009 - Armanti Edwards, QB (The Sports Network)
Oct. 31, 2009 - Armanti Edwards, QB (The Sports Network/College Sporting News)
Sept. 4, 2010 - DeAndre Presley, QB (The Sports Network/College Sporting News)
Sept. 11, 2010 - DeAndre Presley, QB (College Football Performance Awards)
Sept. 17, 2011 - Sam Martin, K (The Sports Network)
Sept. 24, 2011 - Jeremy Kimbrough, LB (The Sports Network)
Oct. 6, 2012 - Jamal Londry-Jackson, QB (College Football Performance Awards)
Oct. 12, 2013 - Bentley Critcher, P (USA College Football)

NCAA Division I FBS

Nov. 22, 2014 - Bobo Beathard, PR (College Football Performance Awards)
Sept. 8, 2018 - Zac Thomas, QB (CFPA National Performer of the Week)
Sept. 21, 2019 - Demetrius Taylor, DE (Bronko Nagurski, Athlon, Lindy's)
Sept. 12, 2020 - Shemar Jean-Charles (PFF Defensive MVP of the Week)
Nov. 14, 2020 - D'Marco Jackson (PFF Defensive MVP of the Week)
Oct. 20, 2021 - Malik Williams (Capital One Orange Bowl Player of the Week)
Nov. 6, 2021 - Steven Jones Jr. (Defensive POW via W. Camp, Nagurski, Thorpe)



Two-Star Major General Gill Beck, commander of the U.S. Army's 81st Regional Support Command, was a three-time Academic All-American at App State. At center, he is pictured at his 2004 induction into the CoSIDA Academic All-America Hall of Fame with Academic All-America chairman Dick Lipe (left) and sportscaster Dick Enberg.



D.J. Campbell (left), Pierre Banks (center) and Tony Washington are among the Mountaineers' top scholar-athletes of the past three decades. Campbell, who started every game at quarterback for the Mountaineers from 1989-92, was an Academic All-American, NCAA Postgraduate Scholarship recipient and National Football Foundation National Scholar-Athlete. Banks, who set an NCAA all-divisions record by playing in 62 games from 2004-08, was a National Academic All-Star and Draddy Award semifinalist. Washington led the Southern Conference in receiving yardage as a senior and joined Campbell as the only NFF National Scholar-Athlete Award winners in App State history.



ALL-STAR GAME APPEARANCES

Senior Bowl

- 2007 - Dexter Jackson
- 2011 - Brian Quick
- 2017 - Colby Gossett
- 2018 - Jalin Moore
- 2019 - Akeem Davis-Gaither
- 2021 - D'Marco Jackson
- 2022 - Nick Hampton, Cameron Peoples

NFLPA Collegiate Bowl

- 2012 - Demetrius McCray
- 2013 - Tony Washington
- 2016 - Kennan Gilchrist
- 2017 - Beau Nunn, A.J. Howard
- 2019 - Jordan Fehr, Victor Johnson
- 2020 - Shemar-Jean Charles, Ryan Neuzil, Zac Thomas (Virtual)
- 2021 - Corey Sutton
- 2022 - Cooper Hodges, Steven Jones Jr.

East-West Shrine Game

- 1940 - Stan Anderson
- 1969 - Robert Anderson
- 2007 - Dexter Jackson
- 2016 - Ronald Blair
- 2016 - Davante Harris
- 2016 - Doug Middleton
- 2017 - Marcus Cox
- 2021 - Shaun Jolly
- 2022 - Chase Brice

Hula Bowl

- 2021 - Demetrius Taylor, Jalen Virgil
- 2022 - Chase Brice, Anderson Hardy

Tropical Bowl

- 2017 - Barrett Burns, Bentley Critcher, Tyson Fernandez
- 2020 - Shemar Jean-Charles, Zac Thomas
- 2021 - Thomas Hennigan, Baer Hunter
- 2023 - Nick Ross

Blue-Gray Football Classic

- 1989 - Derrick Graham
- 1991 - Gary Dandridge
- 1996 - Dexter Coakley
- 2000 - Corey Hall
- 2003 - Nate McKinney

Gridiron Classic

- 2000 - Corey Hall

Battle of Florida

- 2011 - Travaris Cadet, DeAndre Presley

FCS Senior Scout Bowl

- 2013 - Jamal Londry-Jackson

Las Vegas All-American Classic

- 2002 - Brady Washburn

Paradise Bowl

- 2003 - K.T. Stovall

Texas vs. The Nation All-Star Classic

- 2006 - Brian Stokes
- 2007 - Kerry Brown, Corey Lynch
- 2010 - Daniel Kilgore, Mark LeGree, D.J. Smith

Raycom College Football All-Star Classic

- 2012 - Jeremy Kimbrough

CHEVROLET PLAYER OF THE GAME

- Nov. 18, 1978 - Steve Hobbs vs. Western Carolina (ABC)
- Nov. 18, 1978 - Steve Brown vs. Western Carolina (ABC)
- Oct. 25, 1980 - Rick Beasley vs. Furman (ABC)
- Sept. 26, 1981 - Randy Joyce vs. The Citadel (ABC)
- Sept. 24, 1983 - John Settle vs. The Citadel (CBS)

AFCA REGIONAL COACH OF THE YEAR

- 1986 - Sparky Woods
- 1994 - Jerry Moore
- 1995 - Jerry Moore
- 2005 - Jerry Moore
- 2006 - Jerry Moore
- 2008 - Jerry Moore
- 2009 - Jerry Moore



Sparky Woods (left) and Jerry Moore each own impressive records with regard to the Southern Conference Coach of the Year award. Woods is the only coach to receive the honor three consecutive years (1985-87) while Moore won the award a record eight times.

SUN BELT CONFERENCE FRESHMAN OF THE YEAR

- 2014 - Taylor Lamb
- 2016 - Clifton Duck

SUN BELT CONFERENCE DEFENSIVE PLAYER OF THE YEAR

- 2015 - Ronald Blair
- 2019 - Akeem Davis-Gaither
- 2021 - D'Marco Jackson

SUN BELT CONFERENCE OFFENSIVE PLAYER OF THE YEAR

- 2016 - Jalin Moore
- 2018 - Zac Thomas
- 2019 - Darrynton Evans

SUN BELT MALE ATHLETE OF THE YEAR

- 2017-18 - Taylor Lamb, QB

SUN BELT CONFERENCE COACH OF THE YEAR

- 2018 - Scott Satterfield

SUN BELT CONFERENCE NEWCOMER OF THE YEAR

- 2021 - Chase Brice
- 2023 - Joey Aguilar

SOUTHERN CONFERENCE HALL OF FAME

- 2011 - Dexter Coakley
- 2014 - Jerry Moore
- 2016 - Armanti Edwards

SOUTHERN CONFERENCE MALE ATHLETE OF THE YEAR

Bob Waters Award

- 1979-80 - Rick Beasley, WR
- 1986-87 - John Settle, RB
- 1995-96 - Dexter Coakley, LB
- 1996-97 - Dexter Coakley, LB
- 2004-05 - DaVon Fowlkes, WR
- 2005-06 - Richie Williams, QB
- 2006-07 - Marques Murrell, DE
- 2009-10 - Armanti Edwards, QB

SOUTHERN CONFERENCE PLAYER OF THE YEAR

Media (Roy M. Hawley Award)

- 1979 - Rick Beasley, WR
- 1986 - John Settle, RB
- 1987 - Anthony Downs, DT
- 1991 - Rico Mack, LB
- 1992 - Avery Hall, DT
- 1994 - Dexter Coakley, LB
- 1995 - Dexter Coakley, LB
- 1996 - Dexter Coakley, LB
- 2002 - Josh Jeffries, DE
- 2004 - DaVon Fowlkes, WR
- 2005 - Richie Williams, QB
- 2006 - Kevin Richardson, RB
- 2007 - Corey Lynch, DB
- 2008 - Armanti Edwards, QB
- 2009 - Armanti Edwards, QB
- 2010 - DeAndre Presley, QB

Coaches

- 1992 - Avery Hall, DT
- 1994 - Dexter Coakley, LB
- 1995 - Dexter Coakley, LB
- 1996 - Dexter Coakley, LB
- 2002 - Josh Jeffries, DE
- 2003 - K.T. Stovall, DE
- 2004 - DaVon Fowlkes, WR
- 2005 - Richie Williams, QB
- 2006 - Marques Murrell, DE
- Kevin Richardson, RB
- 2007 - Corey Lynch, DB
- 2008 - Armanti Edwards, QB
- Jacque Roman, LB
- 2009 - Armanti Edwards, QB
- 2010 - DeAndre Presley, QB
- 2012 - Jeremy Kimbrough, LB

SOUTHERN CONFERENCE FRESHMAN OF THE YEAR

- 1983 - John Settle, RB
- 1985 - Tim Sanders, RB
- 1991 - Chip Hooks, RB
- 1993 - Dexter Coakley, LB
- 2006 - Armanti Edwards, QB
- 2012 - Sean Price, WR
- 2013 - Marcus Cox, RB

SOUTHERN CONFERENCE JACOBS BLOCKING TROPHY

- 1976 - Gill Beck, C
- 1977 - Gill Beck, C
- 1987 - James Hardman, T
- 1989 - Derrick Graham, T
- 2005 - Matt Isenhour, T
- 2006 - Kerry Brown, G
- 2007 - Kerry Brown, G
- 2009 - Mario Acitelli, T

SOUTHERN CONFERENCE COACH OF THE YEAR

- 1985 - Sparky Woods
- 1986 - Sparky Woods
- 1987 - Sparky Woods
- 1991 - Jerry Moore
- 1994 - Jerry Moore
- 1995 - Jerry Moore
- 1995 - Jerry Moore
- 2005 - Jerry Moore
- 2006 - Jerry Moore
- 2008 - Jerry Moore
- 2009 - Jerry Moore
- 2010 - Jerry Moore



ALL-NORTH STATE CONFERENCE

- 1931 - Smith, LT*
- McKinney, RG*
- Fitzgerald, QB*
- 1936 - Cline Farthing, RG*
- Len Wilson, FB*
- 1937 - Rovie Angell, QB*
- Irwin Smith, LG*
- Len Wilson, FB*
- 1938 - J.C. Hawkins, RT*
- Phil Hudson, QB*
- 1939 - Henderson Baker, QB*
- Phil Hudson, HB*
- Ted Reitzle, C*
- 1940 - Henderson Baker, FB*
- Ted Reitzle, C*
- Fluffy Watts, LT*
- 1941 - George Watts, RT*
- 1946 - Vernon Felton, C*
- John Hollar, HB*
- Ed Mamorella, BB*
- 1947 - Marvin Hoffman, BB*
- John Hollar, FB*
- J.C. Honeycutt, C*
- John Kirk, T*
- 1948 - Wilson Alford, G*
- Herman Bryson, RB*
- John Caskey, E*
- J.C. Honeycutt, C*
- 1949 - Tom Murdock, HB*
- Wilson Alford, G*
- Herman Bryson, RB*
- John Caskey, E*
- J.C. Honeycutt, C*
- 1950 - Pete Mills, FB*
- Bill Cleary, T*
- Jack Groce, B*
- Tom Hendrix, E*
- Jack Pennell, G*
- Mac Smith, C*
- 1951 - Bobby Joe Baker, G*
- Jack Groce, B*
- Bob Lassiter, G
- 1952 - Bob Clendenin, E*
- 1953 - Bobby Joe Baker, G*
- Shirley Gabriel, RB*
- Bob Clendenin, E*
- Mack Haynes, T
- Ben Quinn, G
- Mack Smith, C
- 1954 - Ned Pennell, QB*
- 1957 - Phil Triplett, G*
- 1958 - Cal Bursleson, E*
- Ansel Glendenning, B*
- 1959 - Cal Bursleson, E*
- Jim Conger, T*
- Ansel Glendenning, B*
- Carl Messere, C*
- Jack White, G*
- 1960 - Bob White, G*

ALL-CAROLINAS CONFERENCE

- 1961 - Joe Bailey, T
- Don Gardiner, B
- Bill Isaacs, C
- Oval Jaynes, E
- Frank Smith, G
- 1962 - Jim Hayes, B
- Joe Hightower, E
- Richard Tickle, G
- Greg Van Orden, T
- 1963 - Larry Crutchfield, G
- Larry Hand, T
- Larry Harbin, E
- Greg Van Orden, T
- 1964 - Larry Hand, T

- Larry Harbin, E
- Larry Lawing, B
- Don Mauldin, T
- Richard Tickle, LB
- 1965 - Wayne Byrd, B
- 1966 - Wayne Byrd, B
- Jim Corne, G
- 1967 - Bobby Russell, G

ALL-SOUTHERN CONFERENCE

- 1972 - Ron Reynolds, DT*
- 1973 - Ron Reynolds, DT*
- 1974 - Jerry Harmon, PK*
- Larry McKenzie, DB*
- Joe Parker, P*
- Fred Snipes, NG*
- 1975 - Gill Beck, C*
- Gary Davis, PK*
- Emmitt Hamilton, RB*
- Quinton McKinney, DB*
- Joe Parker, P*
- Robby Price, QB*
- Andre Stator, OT*
- Tom Sofield, OG*
- 1976 - Gill Beck, C*
- Donnie Holt, WR*
- Joe Parker, P*
- Andre Stator, OG*
- 1977 - Gill Beck, C*
- Emmitt Hamilton, RB
- Jay McDonald, DE
- Pat Murphy, LB
- Russell Wilson, OG
- 1978 - Rick Beasley, WR*
- Sami Killman, DE*
- Scott McConnell, RB*
- Pat Murphy, LB*
- Mike Pritchett, DB
- 1979 - Russell Wilson, OT
- Stan Cunningham, TE
- Rick Beasley, WR*
- Steve Brown, QB
- Gary Falden, DB
- 1980 - Gaither Weeks, OG
- Greg Angle, LB
- Rick Beasley, WR*
- Steve Brown, QB*
- Jerry Moses, DE*
- John Olson, OG*
- Jeff Vincent, DB*
- 1981 - Chuck Gordon, NG
- Rusty Hicks, DE
- Jerome McDaniel, WR
- Chris Porter, DB
- Gaither Weeks, OG
- Darren Wilson, DE
- 1982 - Terrell Murphy, WR
- Alvin Parker, RB*
- Joe Whisonant, OT
- Darren Wilson, DT
- 1983 - Ed Boyd, OG*
- Chris Patton, NG
- Mark Royals, P
- John Settle, RB
- Alonzo Upshur, WR
- Jeff Wilson, OT
- 1984 - Ed Boyd, OG*
- Dino Hackett, LB
- Chris Patton, NG
- John Settle, RB
- 1985 - Mike Callaway, OT*
- Anthony Downs, DT*
- Dino Hackett, LB*
- Chris Melick, DE*
- John Settle, RB*
- Struggly Smith, DB*
- 1986 - Jimmy Armstrong, DB*

- Mike Callaway, OT*
- Anthony Downs, DT*
- Cedric Felton, LB*
- Richard Tickle, LB
- Robert Joyce, OG
- Chris Melick, DE
- Bjorn Nittmo, PK
- Terry Poore, C
- John Settle, RB*
- 1987 - Kenny Blacknell, LB*
- Tony Cox, P*
- Anthony Downs, DT*
- James Hardman, OG*
- Bjorn Nittmo, PK
- Leonard Lee, DB
- Terry Poore, C*
- Tim Sanders, RB
- 1988 - Chris Conner, DT
- Keith Collins, DB
- Tony Cox, P
- Stacy Friel, OG
- Bobby Fuller, QB
- Derrick Graham, OT*
- Jay Killen, C
- Johnny Jennings, LB
- Bjorn Nittmo, PK*
- Jimmy Snowden, DT*
- 1989 - Harold Alexander, P
- Keith Collins, DB*
- Chris Conner, DT
- Gary Dandridge, DB*
- Jeff Dudan, TE
- Stacy Friel, OG
- Derrick Graham, OT*
- Avery Hall, DT*
- Johnny Jennings, LB
- Ritchie Melchor, RB*
- Jay Millson, PK
- Mark Moore, DB
- Dwayne Pelham, LB
- Chuck Phifer, DE
- Mike Strickland, OG
- Xeno Williams, LB
- 1990 - Harold Alexander, P*
- Greg Barnette, OT*
- Donnie Durham, LB
- Avery Hall, DT*
- Johnny Jennings, LB
- Rico Mack, LB*
- Dwayne Pelham, LB*
- 1991 - Chuck Phifer, DE
- Harold Alexander, P*
- Wesley Charles, OT
- Gary Dandridge, DB*
- Brent David, LB
- Avery Hall, DT*
- Kitt Hill, OG*
- Chip Hooks, RB*
- Rico Mack, LB*
- Mark Mayo, DB
- Pat Moore, DT
- 1992 - Harold Alexander, P*
- Jason Budinger, OG
- Brent David, LB*
- Avery Hall, DT*
- Chip Hooks, RB
- Rico Mack, LB*
- Jay Millson, PK
- Anthony Smith, WR
- Sean Swoope, DE*
- 1993 - Brent David, LB
- Chip Hooks, RB*
- Brad Ohrt, OG
- William Peebles, DT*
- Kevin Sikorski, DE*
- Matt Stevens, DB
- 1994 - Dexter Coakley, LB*
- Joe DiBernardo, LB
- Allen Guinn, P


- Chip Hooks, RB
- Chip Miller, DL*
- Brad Ohrt, OT*
- William Peebles, DT*
- Johnny Smith, DB
- Matt Stevens, DB*
- 1995 - Shawn Clark, OG*
- Dexter Coakley, LB*
- Jamie Coleman, DB*
- Joe DiBernardo, LB
- Shawn Elliott, DE*
- Chad Groover, OT*
- Allen Guinn, P*
- Scott Kadlub, C*
- Chip Miller, DE
- Scott Satterfield, QB*
- Damon Scott, RB
- 1996 - Matt Stevens, DB*
- Jay Sutton, PK*
- Jackie Avery, DT*
- Shawn Clark, OG*
- Dexter Coakley, LB*
- Gordon Fenderson, DB*
- Chad Groover, OT*
- Allen Guinn, P
- Scott Kadlub, C*
- Dave Pastucci, OT
- Damon Scott, RB*
- Jay Sutton, PK
- Jeff Vollmer, TE
- 1997 - Jackie Avery, DL
- Bake Baker, QB
- Chris Barden, PK
- Tony Bequette, OL
- Ken Byrd, TE
- Steve Carson, DL
- Joe Gibson, WR
- Gerard Hardy, RB
- Frank Leatherwood, TE
- Tony Bequette, OL
- Shawn Clark, OL*
- 1998 - Cedrone Hodges, OL*
- Rocky Hunt, DL*
- Frank Leatherwood, TE*
- Jamie Lovern, DL
- Adam Neiheisel, LB
- Chuck Payne, DB*
- Brian Reilly, P
- Daryl Skinner, WR*
- Remi Awolowo, DB
- 1999 - Corey Hall, DB*
- Rocky Hunt, DL*
- Jamie Lovern, DL*
- Bryan Metts, OT
- Joe Patrick, OG
- Karim Razzak, RB
- Brian Reilly, P*
- Daryl Skinner, WR
- Justin Seaverns, LB
- Troy Albea, WR*
- 2000 - Joe Best, LB*
- Tyler Elkins, C*
- Jimmy Freeman, DE*
- Corey Hall, DB*
- Josh Jeffries, DE*
- Nathan McKinney, P*
- Justin Seaverns, LB
- Jimmy Watkins, RS
- Daniel Wilcox, TE*
- Billy Young, OT*
- 2001 - Tyler Elkins, C
- Sterling Hayward, WR
- Wes Hunter, LB
- Josh Jeffries, DE*
- Andrew Layton, WR
- Nygel Rogers, DB*
- Justin Seaverns, LB*
- Wayne Smith, OT*



Emmitt Hamilton was the first App State running back to earn All-Southern Conference recognition, doing so in 1975 and '77.



Rico Mack (99) and Avery Hall (94) combined to earn first-team All-SoCon plaudits seven times. Hall is App State's only four-time first-team All-SoCon selection.



Chip Hooks was a four-time all-SoCon honoree from 1991-94 — first-team as a freshman and junior, second-team as a sophomore and senior.



- 2002 - Ryan Watson, DT*
Jerry Beard, RB
Derrick Black, DB*
Scott Cornatzer, DB*
DaVon Fowlkes, RS*
Josh Jeffries, DE*
Jay Lyles, DB
John Mannino, DT
Joe Patrick, OG*
Nygel Rogers, DB
Sam Smalls, LB*
K.T. Stovall, DE*
Jim Vasquez, OT*
Mark Wright, PK*
- 2003 - Derrick Black, DB*
DaVon Fowlkes, WR*/RS*
Corey Lynch, DB
Nate McKinney, P*
Leon Moore, DE*
Erik Rockhold, PK
Sam Smalls, LB*
K.T. Stovall, DE*
- 2004 - Jerelle Carter, LB
DaVon Fowlkes, WR*/RS*
Matt Isenhour, OT
Marques Murrell, DL*
Grant Oliver, OT
Nygel Rogers, DB*
Jeremy Wiggins, DB
Richie Williams, QB*
- 2005 - Daniel Bettis, TE*
Kerry Brown, OG*
Jason Hunter, DE*
Matt Isenhour, OT*
Jermame Little, WR*
Corey Lynch, DB*
Marques Murrell, DE*
Grant Oliver, OT*
Kevin Richardson, RB*
Monte Smith, LB
Jeremy Wiggins, DB*
Richie Williams, QB*
- 2006 - Mario Acitelli, OL
Pierre Banks, LB
Daniel Bettis, TE*
Kerry Brown, OL*
Omarr Byrom, DL
Armani Edwards, QB*
Matt Isenhour, OL*
Dexter Jackson, RS*/WR
Corey Lynch, DB*
William Mayfield, WR*
Marques Murrell, DL*
Julian Rauch, PK*
Kevin Richardson, RB*
Jeremy Robertson, OL*
Monte Smith, LB
Scott Suttle, OL*
Gary Tharrington, DL
Jerome Touchstone, DB
Jeremy Wiggins, DB*
- 2007 - Pierre Banks, LB*
Kerry Brown, OL*
Brad Coley, OL
Armani Edwards, QB
John Holt, OL
Dexter Jackson, WR
Corey Lynch, DB*
Julian Rauch, PK*
Kevin Richardson, RB*
Tony Robertson, DL
Scott Suttle, OL*
Gary Tharrington, DL*
Jerome Touchstone, DB*
Anthony Williams, DL
Mario Acitelli, OL*
- 2008 - Pierre Banks, LB*
Jonathan Bieschke, OL*
Brad Coley, OL*
Armani Edwards, QB*
Jabari Fletcher, DL*
Cortez Gilbert, DB*
Ben Jorden, TE*
Mark LeGree, DB*

- Jacque Roman, LB*
D.J. Smith, LB
Anthony Williams, DL
Neil Young, P*
- 2009 - Mario Acitelli, OL*
Malcolm Bennett, DL
Armani Edwards, QB*
Jabari Fletcher, DL*
Ed Gainey, DB
Cortez Gilbert, DB*
CoCo Hillary, KR*/WR
Brett Irvin, OL*
Ben Jorden, TE*
Mark LeGree, DB*
Pat Mills, OL
Devon Moore, RB*
Jacque Roman, LB*
D.J. Smith, LB*
Lanston Tanyi, DL
Jason Vitaris, PK
Travaris Cadet, RB
Jabari Fletcher, DL*
Orry Frye, OL
Ed Gainey, DB
Brett Irvin, OL*
Ben Jorden, TE*
Daniel Kilgore, OL*
Mark LeGree, DB*
Pat Mills, OL*
DeAndre Presley, QB*
Brian Quick, WR
D.J. Smith, LB*
Jason Vitaris, PK*
Justin Wray, LB
Travaris Cadet, RB
Orry Frye, OL*
Ben Jorden, TE
Jeremy Kimbrough, LB*
Sam Martin, P/PK
Demetrius McCray, CB*
Brian Quick, WR*
Matt Ruff, OL
- 2010 - Troy Sanders, S
Ronald Blair, DE*
Brandon Grier, LB
Jamal Jackson, QB*
Jeremy Kimbrough, LB*
Sam Martin, P*/PK
Demetrius McCray, CB*
Steven Miller, RB*
Andrew Peacock, WR
Sean Price, WR*
Troy Sanders, S*
- 2011 - Tony Washington, RS
Karl Anderson, ILB
Marcus Cox, RB*
Bentlee Critcher, P*
Kendall Lamm, OL*
Andrew Peacock, WR
Tony Washington, WR*
- 2012 - Kendall Lamm, OL*
Doug Middleton, DB*
Marcus Cox, RB
Ronald Blair, DL
John Law, LB
Drew Bailey, TE^
Parker Collins, OL^
Kennan Gilchrist, LB^
Joel Ross, DB^
- 2013 - Ronald Blair, DL*
Jesse Chapman, OL*
John Law, LB*
Latrell Gibbs, DB*
Zach Matics, PK*
Marcus Cox, RB
Parker Collins, OL
Davante Harris, OL
Eric Boggs, LB
Barrett Burns, TE^
Taylor Lamb, QB^
Devan Stringer, LB^
Doug Middleton, DB^

ALL-SUN BELT CONFERENCE

- 2014 - Kendall Lamm, OL*
Doug Middleton, DB*
Marcus Cox, RB
Ronald Blair, DL
John Law, LB
Drew Bailey, TE^
Parker Collins, OL^
Kennan Gilchrist, LB^
Joel Ross, DB^
- 2015 - Ronald Blair, DL*
Jesse Chapman, OL*
John Law, LB*
Latrell Gibbs, DB*
Zach Matics, PK*
Marcus Cox, RB
Parker Collins, OL
Davante Harris, OL
Eric Boggs, LB
Barrett Burns, TE^
Taylor Lamb, QB^
Devan Stringer, LB^
Doug Middleton, DB^

- 2016 - Jalin Moore, RB*
Parker Collins, OL*
Colby Gossett, OL*
Clifton Duck, DB*
Mondo Williams, DB*
Marcus Cox, RB
Shaedon Meadors, WR
Beau Nunn, OL
Eric Boggs, LB
Kennan Gilchrist, LB
Dezmin Reed, DL
Tee Sims, DL
Taylor Lamb^
Barrett Burns^
A.J. Howard^
Myquon Stout^
Jalin Moore, RB*
Ike Lewis, WR*
Victor Johnson, OL*
Colby Gossett, OL*
Beau Nunn, OL*
Clifton Duck, DB*
Eric Boggs, LB*
Tee Sims, DL*
Taylor Lamb, QB
Tae Hayes, DB
A.J. Howard, DB+
Devan Stringer, LB+
Caleb Fuller, DL+
Anthony Flory, LB^
Myquon Stout, DL^
Collin Reed, TE^
Thomas Hennigan, WR^
Darrynton Evans, RB*
Victor Johnson, OL*
MyQuon Stout, DL*
Jordan Fehr, LB*
Clifton Duck, DB*
Desmond Franklin, DB*
Zac Thomas, QB
Corey Sutton, WR
Chandler Greer, OL
Noah Hannon, OL
Akeem Davis-Gaither, LB
Collin Reed, TE+
Anthony Flory, LB+
Tae Hayes, DB+
Clifton Duck, RS+
Darrynton Evans, AP+
Josh Thomas, DB^
Noel Cook, LB^
Ryan Neuzil, OL^
Henry Pearson, TE^
Darrynton Evans, RB*
Noah Hannon, OL*
Victor Johnson, OL*
Demetrius Taylor, DL*
Akeem Davis-Gaither, LB*
Shaun Jolly, DB*
Thomas Hennigan, WR
Corey Sutton, WR
Cooper Hodges, OL
Baer Hunter, OL
Jordan Fehr, LB
Josh Thomas, DB
Zac Thomas, QB+
E.J. Scott, DL+
Desmond Franklin, DB+
Ryan Neuzil, OL^
Noel Cook, LB^
Malik Williams, WR^
Marcus Williams Jr., RB^
Noah Hannon, OL*
- 2017 - Jalin Moore, RB*
Ike Lewis, WR*
Victor Johnson, OL*
Colby Gossett, OL*
Beau Nunn, OL*
Clifton Duck, DB*
Eric Boggs, LB*
Tee Sims, DL*
Taylor Lamb, QB
Tae Hayes, DB
A.J. Howard, DB+
Devan Stringer, LB+
Caleb Fuller, DL+
Anthony Flory, LB^
Myquon Stout, DL^
Collin Reed, TE^
Thomas Hennigan, WR^
Darrynton Evans, RB*
Victor Johnson, OL*
MyQuon Stout, DL*
Jordan Fehr, LB*
Clifton Duck, DB*
Desmond Franklin, DB*
Zac Thomas, QB
Corey Sutton, WR
Chandler Greer, OL
Noah Hannon, OL
Akeem Davis-Gaither, LB
Collin Reed, TE+
Anthony Flory, LB+
Tae Hayes, DB+
Clifton Duck, RS+
Darrynton Evans, AP+
Josh Thomas, DB^
Noel Cook, LB^
Ryan Neuzil, OL^
Henry Pearson, TE^
Darrynton Evans, RB*
Noah Hannon, OL*
Victor Johnson, OL*
Demetrius Taylor, DL*
Akeem Davis-Gaither, LB*
Shaun Jolly, DB*
Thomas Hennigan, WR
Corey Sutton, WR
Cooper Hodges, OL
Baer Hunter, OL
Jordan Fehr, LB
Josh Thomas, DB
Zac Thomas, QB+
E.J. Scott, DL+
Desmond Franklin, DB+
Ryan Neuzil, OL^
Noel Cook, LB^
Malik Williams, WR^
Marcus Williams Jr., RB^
Noah Hannon, OL*
- 2018 - Jalin Moore, RB*
Ike Lewis, WR*
Victor Johnson, OL*
Colby Gossett, OL*
Beau Nunn, OL*
Clifton Duck, DB*
Eric Boggs, LB*
Tee Sims, DL*
Taylor Lamb, QB
Tae Hayes, DB
A.J. Howard, DB+
Devan Stringer, LB+
Caleb Fuller, DL+
Anthony Flory, LB^
Myquon Stout, DL^
Collin Reed, TE^
Thomas Hennigan, WR^
Darrynton Evans, RB*
Victor Johnson, OL*
MyQuon Stout, DL*
Jordan Fehr, LB*
Clifton Duck, DB*
Desmond Franklin, DB*
Zac Thomas, QB
Corey Sutton, WR
Chandler Greer, OL
Noah Hannon, OL
Akeem Davis-Gaither, LB
Collin Reed, TE+
Anthony Flory, LB+
Tae Hayes, DB+
Clifton Duck, RS+
Darrynton Evans, AP+
Josh Thomas, DB^
Noel Cook, LB^
Ryan Neuzil, OL^
Henry Pearson, TE^
Darrynton Evans, RB*
Noah Hannon, OL*
Victor Johnson, OL*
Demetrius Taylor, DL*
Akeem Davis-Gaither, LB*
Shaun Jolly, DB*
Thomas Hennigan, WR
Corey Sutton, WR
Cooper Hodges, OL
Baer Hunter, OL
Jordan Fehr, LB
Josh Thomas, DB
Zac Thomas, QB+
E.J. Scott, DL+
Desmond Franklin, DB+
Ryan Neuzil, OL^
Noel Cook, LB^
Malik Williams, WR^
Marcus Williams Jr., RB^
Noah Hannon, OL*
- 2019 - Jalin Moore, RB*
Ike Lewis, WR*
Victor Johnson, OL*
Colby Gossett, OL*
Beau Nunn, OL*
Clifton Duck, DB*
Eric Boggs, LB*
Tee Sims, DL*
Taylor Lamb, QB
Tae Hayes, DB
A.J. Howard, DB+
Devan Stringer, LB+
Caleb Fuller, DL+
Anthony Flory, LB^
Myquon Stout, DL^
Collin Reed, TE^
Thomas Hennigan, WR^
Darrynton Evans, RB*
Victor Johnson, OL*
MyQuon Stout, DL*
Jordan Fehr, LB*
Clifton Duck, DB*
Desmond Franklin, DB*
Zac Thomas, QB
Corey Sutton, WR
Chandler Greer, OL
Noah Hannon, OL
Akeem Davis-Gaither, LB
Collin Reed, TE+
Anthony Flory, LB+
Tae Hayes, DB+
Clifton Duck, RS+
Darrynton Evans, AP+
Josh Thomas, DB^
Noel Cook, LB^
Ryan Neuzil, OL^
Henry Pearson, TE^
Darrynton Evans, RB*
Noah Hannon, OL*
Victor Johnson, OL*
Demetrius Taylor, DL*
Akeem Davis-Gaither, LB*
Shaun Jolly, DB*
Thomas Hennigan, WR
Corey Sutton, WR
Cooper Hodges, OL
Baer Hunter, OL
Jordan Fehr, LB
Josh Thomas, DB
Zac Thomas, QB+
E.J. Scott, DL+
Desmond Franklin, DB+
Ryan Neuzil, OL^
Noel Cook, LB^
Malik Williams, WR^
Marcus Williams Jr., RB^
Noah Hannon, OL*

- Ryan Neuzil, OL+
Kaiden Smith, DB+
Jalen Virgil, RS+
Brendan Harrington, LB^
Ryan Huff, DB^
Caleb Spurlin, DI^
Henry Pearson, TE^
Baer Hunter, OL*
Cooper Hodges, OL*
Corey Sutton, WR*
Nate Noel, RB*
Demetrius Taylor, DL*
D'Marco Jackson, LB*
Steven Jones Jr., DB*
Shaun Jolly, DB*
Chandler Staton, K*
Cameron Peoples, RB
Malik Williams, WR
Thomas Hennigan, WR
Trey Cobb, LB
Kaiden Smith, DB
Jalen Virgil, RET
Chase Brice, QB+
Anderson Hardy, OL+
Nick Hampton, LB+
Caleb Spurlin, AP+
T.D. Roof, LB^
Devan Stringer, LB+
Jordan Earle, DL^
Ryan Huff, DB^
Henry Pearson, TE^
Nick Hampton, LB*
Anderson Hardy, OL*
Cooper Hodges, OL*
Henry Pearson, TE
Steven Jones Jr., DB
Isiah Helms, OL+
Milan Tucker, RS+
Chase Brice, QB^
Jalen McLeod, LB^
Nate Noel, RB^
Kaedin Robinson, WR^
Isiah Helms, OL*
Bucky Williams, OL*
Andrew Parker Jr., LB*
Tyrek Funderburk, DB*
Joey Aguilar, QB
Eli Wilson, TE
Nate Johnson, LB
Ethan Johnson, DB
Michael Hughes, K
Jack Murphy, OL^
Kaedin Robinson, WR^
Kanye Roberts, RB^
Jordan Favors, DB^
Santana Hopper, DL^
- 2021 - Ryan Neuzil, OL+
Kaiden Smith, DB+
Jalen Virgil, RS+
Brendan Harrington, LB^
Ryan Huff, DB^
Caleb Spurlin, DI^
Henry Pearson, TE^
Baer Hunter, OL*
Cooper Hodges, OL*
Corey Sutton, WR*
Nate Noel, RB*
Demetrius Taylor, DL*
D'Marco Jackson, LB*
Steven Jones Jr., DB*
Shaun Jolly, DB*
Chandler Staton, K*
Cameron Peoples, RB
Malik Williams, WR
Thomas Hennigan, WR
Trey Cobb, LB
Kaiden Smith, DB
Jalen Virgil, RET
Chase Brice, QB+
Anderson Hardy, OL+
Nick Hampton, LB+
Caleb Spurlin, AP+
T.D. Roof, LB^
Devan Stringer, LB+
Jordan Earle, DL^
Ryan Huff, DB^
Henry Pearson, TE^
Nick Hampton, LB*
Anderson Hardy, OL*
Cooper Hodges, OL*
Henry Pearson, TE
Steven Jones Jr., DB
Isiah Helms, OL+
Milan Tucker, RS+
Chase Brice, QB^
Jalen McLeod, LB^
Nate Noel, RB^
Kaedin Robinson, WR^
Isiah Helms, OL*
Bucky Williams, OL*
Andrew Parker Jr., LB*
Tyrek Funderburk, DB*
Joey Aguilar, QB
Eli Wilson, TE
Nate Johnson, LB
Ethan Johnson, DB
Michael Hughes, K
Jack Murphy, OL^
Kaedin Robinson, WR^
Kanye Roberts, RB^
Jordan Favors, DB^
Santana Hopper, DL^
- 2022 - Ryan Neuzil, OL+
Kaiden Smith, DB+
Jalen Virgil, RS+
Brendan Harrington, LB^
Ryan Huff, DB^
Caleb Spurlin, DI^
Henry Pearson, TE^
Baer Hunter, OL*
Cooper Hodges, OL*
Corey Sutton, WR*
Nate Noel, RB*
Demetrius Taylor, DL*
D'Marco Jackson, LB*
Steven Jones Jr., DB*
Shaun Jolly, DB*
Chandler Staton, K*
Cameron Peoples, RB
Malik Williams, WR
Thomas Hennigan, WR
Trey Cobb, LB
Kaiden Smith, DB
Jalen Virgil, RET
Chase Brice, QB+
Anderson Hardy, OL+
Nick Hampton, LB+
Caleb Spurlin, AP+
T.D. Roof, LB^
Devan Stringer, LB+
Jordan Earle, DL^
Ryan Huff, DB^
Henry Pearson, TE^
Nick Hampton, LB*
Anderson Hardy, OL*
Cooper Hodges, OL*
Henry Pearson, TE
Steven Jones Jr., DB
Isiah Helms, OL+
Milan Tucker, RS+
Chase Brice, QB^
Jalen McLeod, LB^
Nate Noel, RB^
Kaedin Robinson, WR^
Isiah Helms, OL*
Bucky Williams, OL*
Andrew Parker Jr., LB*
Tyrek Funderburk, DB*
Joey Aguilar, QB
Eli Wilson, TE
Nate Johnson, LB
Ethan Johnson, DB
Michael Hughes, K
Jack Murphy, OL^
Kaedin Robinson, WR^
Kanye Roberts, RB^
Jordan Favors, DB^
Santana Hopper, DL^
- 2023 - Ryan Neuzil, OL+
Kaiden Smith, DB+
Jalen Virgil, RS+
Brendan Harrington, LB^
Ryan Huff, DB^
Caleb Spurlin, DI^
Henry Pearson, TE^
Baer Hunter, OL*
Cooper Hodges, OL*
Corey Sutton, WR*
Nate Noel, RB*
Demetrius Taylor, DL*
D'Marco Jackson, LB*
Steven Jones Jr., DB*
Shaun Jolly, DB*
Chandler Staton, K*
Cameron Peoples, RB
Malik Williams, WR
Thomas Hennigan, WR
Trey Cobb, LB
Kaiden Smith, DB
Jalen Virgil, RET
Chase Brice, QB+
Anderson Hardy, OL+
Nick Hampton, LB+
Caleb Spurlin, AP+
T.D. Roof, LB^
Devan Stringer, LB+
Jordan Earle, DL^
Ryan Huff, DB^
Henry Pearson, TE^
Nick Hampton, LB*
Anderson Hardy, OL*
Cooper Hodges, OL*
Henry Pearson, TE
Steven Jones Jr., DB
Isiah Helms, OL+
Milan Tucker, RS+
Chase Brice, QB^
Jalen McLeod, LB^
Nate Noel, RB^
Kaedin Robinson, WR^
Isiah Helms, OL*
Bucky Williams, OL*
Andrew Parker Jr., LB*
Tyrek Funderburk, DB*
Joey Aguilar, QB
Eli Wilson, TE
Nate Johnson, LB
Ethan Johnson, DB
Michael Hughes, K
Jack Murphy, OL^
Kaedin Robinson, WR^
Kanye Roberts, RB^
Jordan Favors, DB^
Santana Hopper, DL^

* Denotes First-Team Selection
Second-Team Selections have no markings
+ Denotes Third-Team Selection
^ Denotes Honorable Mention

SoCon ALL-FRESHMAN TEAM

- 2008 - Ed Gainey, DB
Ben Jorden, TE
Brian Quick, WR
Lanston Tanyi, DL
Michael Frazier, LB
Justin Lloyd, LB
Sam Martin, P
Patrick Blalock, DB
Alex Acey, OL
Ronald Blair, DE
Doug Middleton, DB
Stephen Burns, DL
Shaq Counts, OL
Davante Harris, DL
Malachi Jones, WR
Sean Price, WR
Marcus Cox, RB
Bentlee Critcher, P
Kennan Gilchrist, OLB
Alex Gray, DB
John Law, ILB
- 2009 - Ed Gainey, DB
Ben Jorden, TE
Brian Quick, WR
Lanston Tanyi, DL
Michael Frazier, LB
Justin Lloyd, LB
Sam Martin, P
Patrick Blalock, DB
Alex Acey, OL
Ronald Blair, DE
Doug Middleton, DB
Stephen Burns, DL
Shaq Counts, OL
Davante Harris, DL
Malachi Jones, WR
Sean Price, WR
Marcus Cox, RB
Bentlee Critcher, P
Kennan Gilchrist, OLB
Alex Gray, DB
John Law, ILB
- 2010 - Ed Gainey, DB
Ben Jorden, TE
Brian Quick, WR
Lanston Tanyi, DL
Michael Frazier, LB
Justin Lloyd, LB
Sam Martin, P
Patrick Blalock, DB
Alex Acey, OL
Ronald Blair, DE
Doug Middleton, DB
Stephen Burns, DL
Shaq Counts, OL
Davante Harris, DL
Malachi Jones, WR
Sean Price, WR
Marcus Cox, RB
Bentlee Critcher, P
Kennan Gilchrist, OLB
Alex Gray, DB
John Law, ILB
- 2011 - Ed Gainey, DB
Ben Jorden, TE
Brian Quick, WR
Lanston Tanyi, DL
Michael Frazier, LB
Justin Lloyd, LB
Sam Martin, P
Patrick Blalock, DB
Alex Acey, OL
Ronald Blair, DE
Doug Middleton, DB
Stephen Burns, DL
Shaq Counts, OL
Davante Harris, DL
Malachi Jones, WR
Sean Price, WR
Marcus Cox, RB
Bentlee Critcher, P
Kennan Gilchrist, OLB
Alex Gray, DB
John Law, ILB
- 2012 - Ed Gainey, DB
Ben Jorden, TE
Brian Quick, WR
Lanston Tanyi, DL
Michael Frazier, LB
Justin Lloyd, LB
Sam Martin, P
Patrick Blalock, DB
Alex Acey, OL
Ronald Blair, DE
Doug Middleton, DB
Stephen Burns, DL
Shaq Counts, OL
Davante Harris, DL
Malachi Jones, WR
Sean Price, WR
Marcus Cox, RB
Bentlee Critcher, P
Kennan Gilchrist, OLB
Alex Gray, DB
John Law, ILB
- 2013 - Ed Gainey, DB
Ben Jorden, TE
Brian Quick, WR
Lanston Tanyi, DL
Michael Frazier, LB
Justin Lloyd, LB
Sam Martin, P
Patrick Blalock, DB
Alex Acey, OL
Ronald Blair, DE
Doug Middleton, DB
Stephen Burns, DL
Shaq Counts, OL
Davante Harris, DL
Malachi Jones, WR
Sean Price, WR
Marcus Cox, RB
Bentlee Critcher, P
Kennan Gilchrist, OLB
Alex Gray, DB
John Law, ILB



Jalin Moore, shown here scoring a touchdown against Louisiana in 2017, was a two-time all-conference selection at running back.



SOUTHERN CONFERENCE PLAYERS OF THE WEEK

1972
9/13 D - Ron Reynolds, DT
1973
10/27 D - David Webb, DE
1974
10/19 O - Jerry Harmon, PK
D - Fred Snipes, NG
O - Joe Parker, P
11/2 D - Julius Thomas, LB
1975
9/13 O - Emmitt Hamilton, RB
9/20 O - Calvin Simon, RB
D - Julius Thomas, LB
10/4 D - Gilbert Rossie, DL
10/18 O - Emmitt Hamilton, RB
11/8 O - Robby Price, QB
1976
10/30 O - Scott McConnell, RB
1977
10/1 O - Emmitt Hamilton, RB
D - Pat Murphy, LB
1978
9/16 O - Steve Brown, QB
9/23 D - Pat Murphy, LB
9/30 O - Steve Brown, QB
10/21 O - Eddie Estes, RB
11/18 O - Scott McConnell, RB
1980
9/6 O - Rick Beasley, WR
9/27 O - Steve Brown, QB
1981
9/19 O - Stan Goodson, QB
1982
10/2 O - Stan Goodson, QB
10/30 O - Stan Goodson, QB
1983
9/3 O - Billy Van Aman, PK
D - Joel Carter, LB
O - Randy Joyce, QB
10/1
1984
10/20 D - Dino Hackett, LB
11/17 O - John Settle, RB
1985
9/7 O - John Settle, RB
9/14 O - Tim Sanders, RB
9/21 O - John Settle, RB
D - Dino Hackett, LB
D - Dino Hackett, LB
10/26 D - Dino Hackett, LB
11/9 O - John Settle, RB
D - Dino Hackett, LB
11/16 D - Chris Melick, DE
11/23 D - Dino Hackett, LB
1986
9/6 O - John Settle, RB
10/4 O - John Settle, RB
10/11 D - Kenny Blacknell
10/25 O - John Settle, RB
11/8 O - John Settle, RB
1987
9/5 D - David Freeland, DT
10/24 O - Tim Sanders, RB
D - Leonard Lee, DB
D - Anthony Downs, DT
1988
9/3 O - Bobby Fuller, QB
10/8 D - Mike Frier, DT
10/22 F - Rocky Clay, RB
11/5 F - Lance Redding, QB
11/19 O - Bobby Fuller, QB
1989
9/2 F - D. J. Campbell, QB
9/9 O - Ritchie Melchor, RB
D - Keith Collins, DB
F - Harold Alexander, P
9/30 F - Anthony Smith, WR
10/7 D - Gary Dandridge, DB
F - Al Ellis, RB
10/28 O - Ritchie Melchor, RB
F - D.J. Campbell, QB
11/4 O/F - D.J. Campbell, QB
11/18 D - Dwayne Pelham, LB
1990
9/29 D - Rico Mack, LB
11/17 D - Rico Mack, LB
F - Johnny Smith, RB
1991
8/31 D - Harold Alexander, P
9/14 D - Steve Wilks, DB
F - Chip Hooks, RB
9/28 O/F - Chip Hooks, RB
10/5 D - Rico Mack, LB
F - Nate Abraham, RB
10/12 F - Chip Hooks, RB
10/19 D - Avery Hall, DT
11/16 F - Chip Hooks, RB

1992
9/26 D - Avery Hall, DT
10/10 F - Willie McLain, RB
11/7 D - Sean Swoope, DE
11/21 D - Avery Hall, DT
1993
9/18 F - Dexter Coakley, LB
9/25 D - Dexter Coakley, LB
F - Gerard Hardy, RB
10/30 O - Scott Satterfield, QB
F - Damon Scott, RB
1994
9/26 O - Don Blue, WR
D - Dexter Coakley, LB
10/3 D - William Peebles, DL
10/24 D - Johnny Smith, DB
11/7 O - Aldwin Lance, RB
11/14 D - Chip Miller, DL
1995
9/4 O - Scott Satterfield, QB
9/18 O - Damon Scott, RB
10/16 D - Dexter Coakley, LB
10/23 D - Dexter Coakley, LB
11/13 D - Dexter Coakley, LB
F - Joey Hall, LB
1996
9/1 D - Dexter Coakley, LB
9/22 O - Gerard Hardy, RB
10/6 D - Dexter Coakley, LB
10/13 D - Dexter Coakley, LB
10/20 D - Gordon Fenderson, DB
11/3 O - Damon Scott, RB
11/24 F - Chuck Payne, DB
1997
9/20 F - Daryl Skinner, WR
10/4 F - Daryl Skinner, WR
10/18 O - Gerard Hardy, RB
D - Earl Hunter, LB
D - Ken Byrd,
1998
9/12 D - Chuck Payne, DB
10/3 O - Daniel Jeremiah, QB
10/10 O - Daryl Skinner, WR
11/14 O - Terrence McCall, RB
1999
9/4 F - Joe Patrick, OL
9/11 O - Karim Razzak, RB
D - Corey Hall, DB
10/2 D - Tim Ramseur, LB
10/16 D - Corey Hall, DB
11/7 D - Justin Seaverns, LB
2000
9/30 D - Du'Shon Martin, DB
10/7 O - Joe Burchette, QB
11/11 O - Joe Burchette, QB
D - Josh Jeffries, DE
2001
9/8 D - Josh Jeffries, DE
10/20 O - Joe Burchette, QB
F - Jermane Little, WR
O - Jimmy Watkins, RB
10/27 F - Jonathan Lyles, DB
2002
9/16 F - Brad West, LB
9/30 D - Josh Jeffries, DE
O - Joe Burchette, QB
D - Josh Jeffries, DE
D - Scott Cornatzer, DB
2003
10/6 F - Alan Atwater, RB
10/13 D - K.T. Stovall, DE
10/20 F - Corey Lynch, DB
11/3 F - Alan Atwater, RB
11/10 D - Sam Smalls, LB
11/17 D - K.T. Stovall, DE
2004
9/11 O - Richie Williams, QB
9/18 O - Richie Williams, QB
10/2 D - Jeremy Wiggins, DB
F - Trey Elder, QB
10/9 O - Richie Williams, QB
10/23 O - DaVon Fowlkes, WR
11/6 O - DaVon Fowlkes, WR
2005
9/17 O - Kevin Richardson, RB
9/24 D - Marques Murrell, DE
O - Richie Williams, QB
10/8 O - Richie Williams, QB
10/15 O - Kevin Richardson, RB
10/22 O - Richie Williams, QB
10/29 O - Richie Williams, QB
11/12 D - Marques Murrell, DE
O - Richie Williams, QB
2006
9/9 D - Pierre Banks, LB
9/16 F - Gary Tharrington, DE
9/23 D - Jeremy Wiggins, DB
F - Armanti Edwards, QB
9/30 F - Armanti Edwards, QB

10/7 D - Jeremy Wiggins, DB
F - Armanti Edwards, QB
10/14 D - Corey Lynch, DB
10/21 F - Armanti Edwards, QB
10/28 O - Kevin Richardson, RB
D - Corey Lynch, DB
O - Kevin Richardson, RB
F - Armanti Edwards, QB
2007
9/1 O - Armanti Edwards, QB
D - Corey Lynch, DB
O - Trey Elder, QB
9/8 D - Anthony Williams, DT
9/29 O - Kevin Richardson, RB
10/27 D - Corey Lynch, DB
11/3 O - Armanti Edwards, QB
11/10 O - Kevin Richardson, RB
11/17 D - D.J. Smith, LB
2008
8/30 D - Jacque Roman, LB
9/6 O - Robert Welton, RB
9/27 O - Devin Radford, RB
10/4 O - Armanti Edwards, QB
D - Cortez Gilbert, DB
10/11 O - Armanti Edwards, QB
D - D.J. Smith, LB
10/18 O - Armanti Edwards, QB
10/31 O - Armanti Edwards, QB
D - Mark LeGree, DB
F - Brian Quick, WR
11/22 O - DeAndre Presley, QB
F - DeAndre Presley, QB
2009
9/26 D - D.J. Smith, LB
10/10 O - Devon Moore, RB
10/17 O - Armanti Edwards, QB
D - Mark LeGree, DB
S - Jason Vitaris, PK
2010
9/4 O - DeAndre Presley, QB
9/11 O - Brian Quick, WR
9/18 S - Jason Vitaris, PK
9/25 O - DeAndre Presley, QB
S - Sam Martin, P
10/9 O - DeAndre Presley, QB
10/16 O - DeAndre Presley, QB
10/23 D - Jabari Fletcher, DE
10/30 D - Jabari Fletcher, DE
S - Sam Martin, P
11/13 O - Devon Moore, RB
S - Jason Vitaris, PK
2011
9/5 S - Sam Martin, P/PK
9/19 S - Sam Martin, P/PK
9/26 D - Jeremy Kimbrough, LB
10/24 S - Travaris Cadet, KR
10/31 F - Ronald Blair, DE
11/14 S - Drew Stewart, PK
2012
9/3 S - Sam Martin, P/PK
9/10 O - Jamal Londry-Jackson, QB
9/24 D - Brandon Grier, LB
10/2 F - Sean Price, WR
10/8 O - Jamal Londry-Jackson, QB
10/15 S - Sam Martin, P/PK
10/22 S - Tony Washington, KR
10/29 O - Steven Miller, RB
11/5 O - Sean Price, WR
D - Troy Sanders, S
F - Sean Price, WR
S - Sam Martin, P/PK
2013
8/31 F - John Law, ILB
9/7 S - Bentlee Critcher, P
9/21 D - John Law, ILB
F - Marcus Cox, RB
F - Marcus Cox, RB
10/19 F - Marcus Cox, RB
10/26 O - Kameron Bryant, QB
11/2 F - Marcus Cox, RB
11/16 F - Marcus Cox, RB
11/23 F - Marcus Cox, RB
SUN BELT CONFERENCE PLAYERS OF THE WEEK
2014
11/1 O - Marcus Cox, RB
11/8 O - Taylor Lamb, QB
S - Bentlee Critcher, PK/P
O - Marcus Cox, RB
11/15 S - Bobo Beathard, PR
11/22 D - John Law, ILB
2015
9/28 O - Taylor Lamb, QB
D - John Law, LB
S - Zach Matics, PK
10/12 D - Latrell Gibbs - DB
10/19 D - Eric Boggs - LB
11/2 D - Ronald Blair - DL
S - Zach Matics - PK
D - Eric Boggs - LB
S - Zach Matics - PK

2016
9/12 O - Marcus Cox, RB
9/26 O - Jalin Moore, RB
10/3 S - Bentlee Critcher, P/K
10/14 D - Clifton Duck, DB
11/7 D - Kennan Gilchrist, LB
11/21 O - Marcus Cox, RB
11/28 S - Bentlee Critcher, P/K
2017
9/18 D - Anthony Flory, LB
9/19 O - Jalin Moore, RB
D - Clifton Duck, DB
O - Taylor Lamb, QB
D - Eric Boggs, LB
2018
9/11 S - Darrynton Evans, KR
9/8 O - Zac Thomas, QB
9/22 S - Steven Jones, PR/PB
10/9 D - Jordan Fehr, LB
10/20 O - Darrynton Evans, RB
11/3 D - Jordan Fehr, LB
11/17 O - Zac Thomas, QB
11/24 D - Akeem Davis-Gaither, LB
2019
9/7 O - Darrynton Evans, RB
9/21 D - Demetrius Taylor, DE
D - Akeem Davis-Gaither, LB
O - Zac Thomas, QB
D - Shaun Jolly, CB
O - Zac Thomas, QB
11/16
11/29 O - Daetrich Harrington, RB
O - Zac Thomas, QB
10/22 D - D'Marco Jackson, LB
11/14 S - Chandler Staton, K
11/21 S - Chandler Staton, K
12/12 S - Jalen Virgil, KR
2021
9/23 O - Nate Noel, RB
10/2 D - D'Marco Jackson, LB
10/20 D - Demetrius Taylor, DL
S - Chandler Staton, K
D - Trey Cobb, LB
D - Steven Jones Jr., CB
S - Jalen Virgil, KR
2022
9/3 O - Chase Brice, QB
9/10 D - Jalen McLeod, LB
9/19 D - Nick Ross, DB
O - Christan Horn, WR
2023
9/30 S - Michael Hughes, K
11/18 D - Ethan Johnson, CB
11/25 D - Tyrek Funderburk, CB

SOUTHERN CONFERENCE PLAYERS OF THE MONTH

2003
Nov. O - Richie Williams, QB
D - K.T. Stovall, DL
2004
Oct. O - DaVon Fowlkes, WR
2005
Sept. O - Richie Williams, QB
Oct. O - Richie Williams, QB
Dec. O - Richie Williams, QB
D - Jason Hunter, DL
2006
Oct. O - Kevin Richardson, RB
Nov. O - Armanti Edwards, QB
Dec. O - Kevin Richardson, RB
D - Corey Lynch, DB
2007
Sept. D - Corey Lynch, DB
Nov. O - Armanti Edwards, QB
D - D.J. Smith, LB
2008
Oct. O - Armanti Edwards, QB
D - Mark LeGree, DB
O - Armanti Edwards, QB
2009
Sept. D - D.J. Smith, LB
Oct. O - Armanti Edwards, QB
Nov. D - Mark LeGree, DB
2010
Sept. O - DeAndre Presley, QB
Oct. D - Jabari Fletcher, DL
2011
Oct. D - Demetrius McCray, DB
2012
Sept. O - Jamal Londry-Jackson, RB
Oct. D - Jeremy Kimbrough, LB
2013
Sept. D - John Law, ILB
Nov. O - Marcus Cox, RB



SEPTEMBER 1, 2007
APP STATE 34, NO. 5 MICHIGAN 32
ANN ARBOR, MICH. • ATTENDANCE: 109,218

MEMORABLE GAMES



Thanks in large part to Dexter Jackson's two touchdown catches and Armanti Edwards' perfect first half (7-of-7 passing, 129 yards, 3 TD; eight rushes, 41 yards, TD), App State jumped out to a stunning 28-14 advantage late in the first half and led 28-17 at halftime.

Michigan came roaring back in the second half and took a 32-31 lead on a 54-yard touchdown run by Mike Hart with less than five minutes to play.

Things looked bleak for App State when the Wolverines intercepted a pass by Edwards on the first play after Hart's touchdown, but freshman Brian Quick blocked a U-M field-goal attempt to give the Mountaineers the ball back with 1:37 left to play.

Edwards engineered a seven-play, 69-yard drive over the next 1:11 to set up Julian Rauch's go-ahead 24-yard field goal with just 26 seconds remaining on the clock. Edwards completed 5-of-5 passes and accounted for all 69 yards on the drive (18 rushing, 51 passing).

After a 46-yard pass from Chad Henne to Mario Manningham, Michigan had an opportunity to win the ballgame on a 37-yard field goal. However, Corey Lynch made the "block heard 'round the world," scooped up the loose ball and returned it 62 yards as the clock expired.

THE AFTERMATH

- App State's shocking win over college football's all-time winningest program was the first ever for an NCAA Division I Football Championship Subdivision team over a nationally ranked D-I Football Bowl Subdivision opponent.
- A crowd estimated to be as large as 10,000 welcomed the Mountaineers back to Kidd Brewer Stadium later that evening.
- The Apps were the darlings of the national media for weeks to come, highlighted by a Sept. 2, 2007 press conference that was televised live by ESPNEWS and Dexter Jackson's appearance on the cover of the Sept. 10, 2007 edition of *Sports Illustrated*.
- The victory prompted the *Associated Press* to change its 71-year-old policy and allow all Division I teams, regardless of subdivision, to receive votes in its Top 25 poll.
- App State went on to post a 13-2 overall record and win its third-consecutive NCAA Division I Football national championship.
- Michigan went on to post an 9-4 overall record and No. 18 ranking in the final 2007 AP poll. The Wolverines finished second in the Big Ten standings and defeated defending BCS national champion Florida and Heisman Trophy winner Tim Tebow, 41-35, in the Capital One Bowl on New Year's Day.

SCORING SUMMARY

FIRST QUARTER

12:31 U-M M. Hart 4 run (J. Gingell kick)
 10:55 APP D. Jackson 68 pass from A. Edwards (J. Rauch kick)
 3:16 U-M G. Matthews 10 pass from C. Henne (Gingell kick)

SECOND QUARTER

13:35 APP H. Batichon 9 pass from Edwards (Rauch kick)
 9:47 APP D. Jackson 20 pass from Edwards (Rauch kick)
 2:15 APP Edwards 6 run (Rauch kick)
 :16 U-M Gingell 22 field goal

THIRD QUARTER

12:57 U-M Gingell 42 field goal
 8:17 APP Rauch 31 field goal
 :24 U-M Hart 4 run (Henne rush failed)

FOURTH QUARTER

4:36 U-M Hart 54 run (B. Minor rush failed)
 :26 APP Rauch 24 field goal

TEAM STATISTICS

	APP	U-M
First Downs	19	23
Rushes—Net Yards	44-160	40-246
Passing Yards	227	233
Passes (Comp-Att-Int)	17-23-2	19-37-1
Total Offense	387	479
Fumbles—Lost	1-1	2-1
Penalties—Yards	7-45	7-56
Punts—Avg	4-33.0	3-48.7
Punt Returns—Yards	1-18	2-14
Kickoff Returns—Yards	7-151	6-121
Int. Returns—Yards	1-26	2-0
Fumble Returns—Yards	0-0	0-0
Third-Down Efficiency	7 of 13	7 of 15
Fourth-Down Efficiency	0 of 0	0 of 2
Possession Time	31:12	28:48

INDIVIDUAL STATISTICS

RUSHING — APP: Richardson 24-88; Edwards 17-62; D. Jackson 1-19; Hillary 1-(-4); Team 1-(-5) U-M: Hart 23-188; Minor 13-50; Manningham 2-9; Henne 2-(-1)

PASSING — APP: Edwards 17-23-2, 227 yds. U-M: Henne 19-37-1, 233 yds.

RECEIVING — APP: Hillary 4-63; D. Jackson 3-92; Courman 3-30; Batichon 3-22; Richardson 2-3; J. Johnson 1-11; Cline 1-6 U-M: Mathews 7-68; Arrington 4-52; Manningham 3-66; Massey 3-36; Minor 1-10; Moundros 1-1



SEPTEMBER 10, 2022
 APP STATE 17, NO. 6 TEXAS A&M 14
 COLLEGE STATION, TEXAS • ATTENDANCE: 92,664

MEMORABLE GAMES



DeAndre Dingle-Prince made a fumble recovery at the Texas A&M 29 on a second-quarter play in which Jalen McLeod stripped QB Haynes King of the ball twice, and running back Ahmani Marshall finished a five-play drive with a 4-yard TD run to open the second quarter.

Texas A&M answered to help force a 7-7 halftime tie. App State chewed up 6:22 of the third quarter with a 62-yard TD drive after Nick Hampton recovered a fumble forced by Dexter Lawson Jr. Chase Brice's fourth-and-1 keeper to the 13 set up a 9-yard TD pass to Henry Pearson.

Devin Achane's 95-yard kick return after Pearson's TD tied the game late in the third quarter. Michael Hughes capped a 16-play march that covered 9 minutes, 15 seconds with his first career field goal, a 29-yarder, to put App State ahead midway through the fourth quarter.

The Aggies moved into scoring range after Hughes' go-ahead kick but missed a 47-yard field goal with 3:43 remaining. The Mountaineers' offensive line went to work after that, paving the way for a clock-draining drive that included three straight Camerun Peoples runs to move the chains, including a tough third-and-1 conversion. Peoples followed that with a 48-yard run to the Texas A&M 12 with 1:36 remaining, and Brice was able to kneel out the win from there. "The key was belief," App State head coach Shawn Clark said. "You have to believe in yourself and believe in this program. I told them take the logo off of the helmet, take the logo off of the field and let's go play football!"

THE AFTERMATH

• It was App State's first victory against an AP Top 10 opponent since the 34-32 victory at No. 5 Michigan in 2007, but the Mountaineers were due for another headline-making win. Each of their previous six games against Power Five programs (including two wins) had been decided by seven points or less.

• ESPN had planned to air College GameDay from Texas A&M the following week, but the upset led to the location changing from College Station to Boone. Delayed on the airport tarmac for roughly three hours that Saturday night because of a tire issue with the charter plane bound for North Carolina, members of App State's traveling party departed their buses and learned of the GameDay news when head coach Shawn Clark gathered the team together for an impromptu announcement around 11:30 p.m.

• Unable to depart Texas that night, the team returned to its Friday night hotel and, without the necessary number of rooms available on short notice, members of the traveling party slept in conference rooms and main-floor hallways. After a 3:30 a.m. wake-up call, the team boarded a flight at 4:30 a.m. and landed in Charlotte around 8:30 a.m. Five team buses returned to an on-campus crowd of cheering fans before 11 a.m.

• With the Texas A&M win starting an eight-day stretch that included College GameDay's appearance and a Hail Mary win against Troy on Sept. 17, App State Athletics coordinated 185 football-related interviews in September. There was a 25-percent increase in applications to App State following the GameDay appearance, which provided \$500 million in estimated advertising value.

SCORING SUMMARY

SECOND QUARTER
 14:56 APP Ahmani Marshall 4 Yd Run (Michael Hughes Kick), 5-29 yards, 1:28
 11:37 TAMU Devon Achane 26 Yd Run (Caden Davis Kick), 7-75, 3:18

THIRD QUARTER

2:34 APP Henry Pearson 9 Yd pass from Chase Brice (Hughes Kick), 11-62, 6:22
 2:20 TAMU Devon Achane 95 Yd Kick Return (Davis Kick)

FOURTH QUARTER

8:05 APP Hughes 29 Yd Fg, 18-63, 9:15

TEAM STATISTICS

	APP	TAMU
First Downs	22	9
Plays	82	38
Total Offense	315	186
Rushing Yards	181	89
Passing Yards	134	97
Possession Time	41:29	18:31
3rd Down Conversions	9 of 20	2 of 8
4th Down Conversions	3 of 5	0 of 0
Field Goals: Total - Made	1-2	0-1

APP STATE

Rushing	Att.	Yds
Peoples	19	112
Marshall	11	35
Harrington	12	33
Davis	2	9
Brice	6	4
Team	2	-12

Passing	Cmp-Att-Int	Yds
Brice	15-30-0	134

Receiving	No.	Yds
Davis	5	39
Stroman	2	14
Horn	2	12
Pearson	2	12
Wells	1	27
Page	1	15
Larkins	1	7
Wilson	1	5
Robinson	1	3

TEXAS A&M

Rushing	Att.	Yds
Achane	10	66
King	8	23

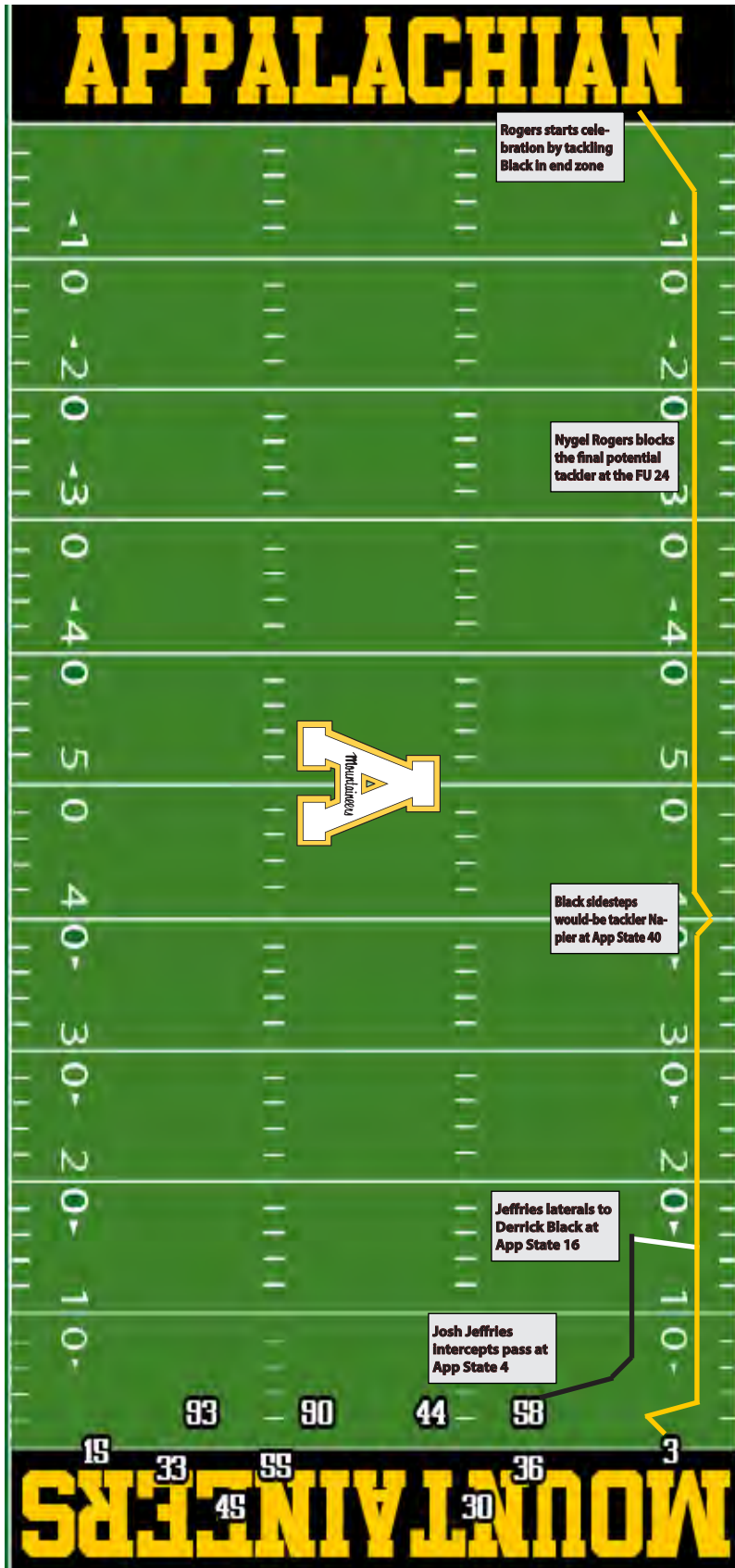
Passing	Cmp-Att-Int	Yds
King	13-20-0	97

Receiving	No.	Yds
Stewart	5	48
Smith	4	21
Brown	2	11
Green	1	12
Achane	1	5



OCTOBER 12, 2002 MIRACLE ON THE MOUNTAIN APP STATE 16, FURMAN 15 ABC SPORTS RADIO CALL OF THE YEAR

MEMORABLE GAMES



The Mountaineers were trailing 9-7 in the fourth quarter after three Furman field goals and an interception return for a touchdown by the home side. With 5:39 left, Joey Hoover's 24-yard TD catch from Joe Burchette gave App State its first lead of the game, at 14-9.



Furman took the ensuing possession and marched 73 yards on 13 plays, converting a first down on third-and-18 and then retook the lead on third-and-goal from the App State 12 with 0:07 remaining when Billy Napier found Bear Rinehart for the go-ahead touchdown. Furman led 15-14.



Furman elected to go for two points on the point-after. Napier's pass on the two-point attempt was intercepted by Josh Jeffries at the App State 4. Jeffries darted toward the right sideline before lateraling the ball to Derrick Black at the App State 16.



With Jeffries and Nygel Rogers both running downfield to block, Black avoided two would-be tacklers on his way to score two points and give App State the lead in remarkable fashion, 16-15.



Rogers tackled Black in a celebratory hug in the end zone. The Mountaineers cleared the sideline to join the celebration.

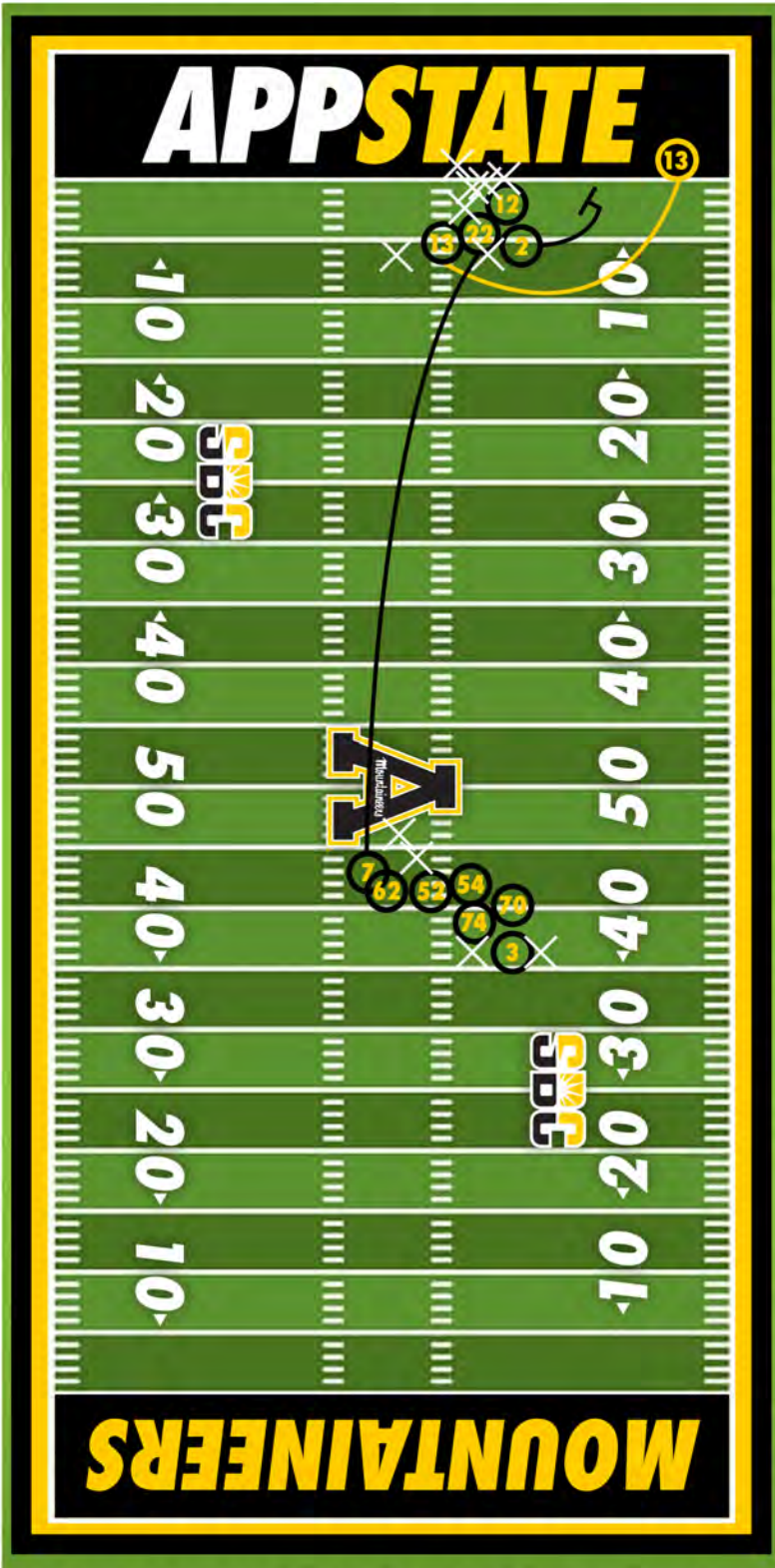


With much fanfare, Jeffries recovered Furman's on-side kick attempt to seal the Miracle on the Mountain.

SEPTEMBER 17, 2022
MIRACLE ON THE MOUNTAIN: PART II
 APP STATE 32, TROY 28

DAY BEGINS WITH ESPN COLLEGE GAMEDAY IN BOONE, ENDS WITH HAIL MARY WIN

MEMORABLE GAMES



A fourth-and-goal incompleteness from the 2 gave Troy possession with 1:13 left and a 28-24 lead. After three plays — and two final timeouts from App State — the Trojans took a safety on purpose instead of punting from the end zone, leaving App State with 20 seconds to field a free kick and score. Troy executed a squibbed kick that Ahmani Marshall fielded at the 34 and returned 13 yards to the 47. Three straight incompleteness set up Chase Brice's heave with two seconds left.



With seven Troy defenders back and just four App State receivers downfield — Christian Horn was alone to Brice's left before the snap as Michael Hetzel, Dalton Stroman and Kaedin Robinson were all lined up to the right — the 6-foot-4 Stroman and Troy linebacker KJ Robertson went up to tip the 53-yard heave at the 5-yard line. Horn caught the tip at the 8-yard line and began circling toward the front-right pylon.



As soon as Horn gained possession of the tipped pass and began heading toward the end zone, Robinson turned at the 6-yard line and sealed the edge by blocking leading tackler Craig Slocum, who had 13 stops in the game. Several more Trojans briefly gave chase, but Horn crossed the goal line on his 12th step with the ball in his hands.



With fireworks going off and an improbable 53-yard TD secured, Horn released his grip on the ball as he spread both arms wide and raised both palms skyward to celebrate. Many in the crowd of 34,406 fans in Kidd Brewer Stadium stormed the field, capping an unforgettable day in which ESPN's College GameDay aired from Sanford Mall at the center of App State's campus for the first time.

"It was a surreal moment," Horn said.

2 Kaedin Robinson, 3 Ahmani Marshall, 7 Chase Brice, 12 Michael Hetzel, 13 Christian Horn, 22 Dalton Stroman
 52 Troy Everett, 54 Isaiah Helms, 62 Bucky Williams, 70 Cooper Hodges, 74 Anderson Hardy



SEPTEMBER 9, 1972 APPS BREAK UP PAT ATTEMPT TO SAVE WIN APP STATE 7, WESTERN KENTUCKY 6

Registering three interceptions, four fumble recoveries, and a blocked punt, App State's stellar defense came up with the winning plays all afternoon in a defensive battle.

Midway through the third quarter, quarterback Steve Loflin hit Boone's homegrown hero Richard Agle for a 78-yard pass and catch for their only touchdown of the day.

Managing a shutout late in the fourth quarter, the Apps gave up a touchdown on Clarence Jackson's one-yard plunge with 1:52 left in the contest to lead by one, at 7-6.

The Hilltoppers decided to go for two and the win, which proved costly when the Mountaineer defense broke up the extra point pass attempt in the end zone to save the victory.

OCTOBER 20, 1973 BRAKEFIELD TAKES DOWN OLD TEAM APP STATE 28, WOFFORD 21

Backup quarterback Phil Cocciolletti not only replaced injured Roscoe Batts in the third quarter, but took over the Mountaineers' run-oriented "Y Offense" and converted it to a passing attack.

Down 21-7 late in the third quarter, Cocciolletti connected with split end Bob Steelman for a 35-yard touchdown.

On Cocciolletti's second drive, he stunned the Terrier offense with another long ball connecting with Charlie Haugabrook for a 36-yard strike. He finished the drive with a one-yard dive into the end zone.

Late in the fourth quarter, Cocciolletti drove App State deep in Wofford territory before Jim Tucker's 6-yard scamper for the go-ahead TD. The Mountaineers' balanced offense recorded 191 yards in the air and 190 on the ground.

Place kicker Greg Clark was 4-for-4 on extra point tries. Clark went on to establish an NCAA record with 56 consecutive good PAT kicks.

OCTOBER 19, 1974 HARMON TAMES WILD DOGS WITH 47-YARDER APP STATE 23, EAST CAROLINA 21

In a game that both teams entered undefeated, placekicker Jerry Harmon proved to be the difference, converting a 47-yard field goal with 32 seconds left for the 23-21 victory over East Carolina.

Sophomore Devon Ford worked his way through ECU's touted "Wild Dogs" defense, amassing 231 all-purpose yards.

App State carried a 20-0 advantage into the locker room. The Pirates quickly countered in the third quarter behind Ken Strayhorn who rushed for two touchdowns bringing the deficit down to six points, at 20-14.

ECU claimed the lead, at 21-20, midway through the fourth quarter when halfback Jimmy Howe scored on a 65-yard run.

Late in the game, the Mountaineers took advantage of a short Pirate punt that gave them the ball on their own 45. The Apps used a pair of passes to set the stage for Harmon's long field goal.

SEPTEMBER 20, 1975 DAVIS REDEEMS HIMSELF WITH LAST-SECOND, GAME-WINNING FIELD GOAL AT WFU APP STATE 19, WAKE FOREST 17

Separated by less than 100 miles, App State and Wake Forest did not meet on the gridiron for the first time until 1975. However, the wait proved to be worthwhile for the Mountaineers, who scored a program-defining 19-17 win over the Atlantic Coast Conference's Demon Deacons.

Highlighted by strong defensive performances by both squads, the contest was tied at 10-10 at halftime and remained knotted until App State quarterback Robbie Price's 32-yard touchdown run with 32 seconds left in the third quarter. However, Gary Davis missed the ensuing extra-point attempt and the Mountaineers led just 16-10.

The Apps' perilous six-point lead held up until a fumble deep in their own territory late in the fourth quarter. Appalachian's second turnover of the game set up a 15-yard touchdown drive that gave the Demon Deacons a 17-16 advantage with 4:20 to go in the ballgame.

The resilient Mountaineers responded by marching 61 yards in 11 plays and Davis made up for his missed PAT by splitting the uprights from 26 yards out with five seconds remaining to seal the 19-17 triumph.

NOVEMBER 8, 1975 PRICE IS RIGHT IN TRIUMPH AT USC APP STATE 39, SOUTH CAROLINA 34

Robbie Price put on an offensive show before 47,489 fans on hand at Williams-Brice Stadium, who saw seven scoring drives over 70 yards, four of which went longer than 80 yards in a 39-34 triumph over South Carolina.

After South Carolina scooped up a Price fumble and returned it for the first points of the day, App State got on the board with a 77-yard drive that was capped off by a John Craig score.

The touchdown was especially sweet for Craig who began his career with the Gamecocks two years earlier.

App State led at the half, 24-14, but South Carolina came out quick in the third quarter, and reduced the App State lead to four when Jeff Grantz scored from two yards out.

Price answered with a 32-yard touchdown pass. However, South Carolina scored late in the third quarter to make it 30-27.

The Gamecocks drove 81 yards take the lead, 34-30. However, the Mountaineers responded with a 16-yard touchdown pass from Price to a diving Donnie Holt.

Mike Staton sealed the win with an interception that led to a Mountaineer field goal to make the final score 39-34.

SEPTEMBER 24, 1979 MOUNTAINEERS PREVAIL BEHIND SURPRISE WISHBONE ATTACK APP STATE 35, WESTERN CAROLINA 27

Touted as an aerial display, quarterbacks Mike Pussey (Western Carolina) and Steve Brown (App State) drew 17,124 fans to Conrad Stadium for what was billed to be a passing thriller. The Mountaineers used an element of surprise by utilizing the rushing game in a 35-27 win.

Pussey connected on 16 passes for 231 yards and a touchdown, while Brown only put the ball in the air 13 times.

Trailing 27-14 at halftime, it was the newly constructed wishbone formation that sparked a rally. The Mountaineers totaled 266 rushing yards in the victory.

The Mountaineer defense allowed just 37 yards through the air and two first downs in the second half.

NOVEMBER 1, 1980 ROOKIE CARRIES APPS TO VICTORY APP STATE 27, WESTERN CAROLINA 24

With 15,850 fans on hand to witness the tandem of Steve Brown and Rick Beasley play in their final game at Conrad Stadium, it was freshman Alvin Parker who stole the show in a 27-24 come from behind win.

Beasley, who finished his career as the NCAA's fifth all-time leading receiver, went down in the first-quarter with an injury. Minus his top target, Brown was limited to 166 yards through the air.

Fullback Pete Carmelo went down in the second half, so it was the 5-11, 185-pound Parker who got the call and became the first 100-yard rusher of the season for App State.



John Craig (35), a transfer from South Carolina, scored App State's first touchdown and Robbie Price (5) threw for two touchdowns and ran for another in the Mountaineers' 39-34 win at Williams-Brice Stadium in 1975.

Down 24-20 in the fourth quarter App State drove 92 yards for the victory, which included 47 yards on the ground from Parker.

Parker's former Maury High School teammate Derek Jenkins scored the game-winning touchdown. Jenkins finished the day with five carries for 58 yards while Parker ran 15 times for 106 yards.

SEPTEMBER 3, 1983 BROWN RECORDS WIN NO. 1 AT WAKE FOREST APP STATE 27, WAKE FOREST 25

Making his head coaching debut on Fireworks Night at Groves Stadium, Mack Brown orchestrated a fireworks display of his own in an upset win over Wake Forest, 27-25.

Kicker Billy Van Aman notched his first collegiate field goal when he split the uprights from 54 yards out. Van Aman also kicked a 29-yarder late in the third quarter to put App State up 20-17.

The game looked one-sided on paper as Wake doubled up App State in total offensive yards (502-247). However, the App State defense recovered five Wake fumbles. Linebacker Joel Carter registered a pair of touchdowns on two interceptions, including a 48-yard scramble to the end zone on his first pick.

Wake completed a 39-yard touchdown and converted a two-point conversion with 1:39 left, but would not get any closer as App State ran the clock for the two-point win.

SEPTEMBER 8, 1984 4TH-AND-99 NO PROBLEM IN SPARKY'S FIRST W APP STATE 17, WESTERN KENTUCKY 16

Head Coach Sparky Woods received his first win with an amazing 99-yard, 12-play drive resulting in a 15-yard John Settle touchdown reception with five seconds remaining for the 17-16 victory.

Trailing 16-3 late in the fourth quarter, App State's Jimmy Armstrong intercepted a pass and returned it to the WKU 15 yard line. With 4:08 left, Mountaineer quarterback Randy Joyce connected for the first of two fourth quarter touchdown passes.

On the Mountaineers' final drive, Joyce converted a crucial fourth and 10 situation by completing an 18-yard pass to Troy Douglas. He followed with a 17-yard strike to Douglas.

Joyce rallied the Mountaineers by completing passes of 12, 17, and 19 yards before finishing the drive by connecting with Settle on a 15-yard screen pass in the waning moments.

NOVEMBER 29, 1986 APP STATE FALLS IN FIRST PLAYOFF APPEARANCE NICHOLLS STATE 28, APP STATE 26

App State rallied behind the arm of Todd Payton and the running abilities of John Settle to bring a 25-13 deficit to within two, at 28-26, but the Mountaineers' season came to a close when Bjorn Nittmo's 42-yard field goal sailed wide left with 18 seconds left in the fourth quarter.

Settle rushed for 236 yards on 37 carries, while Payton completed 18-of-35 pass attempts for 294 yards and two touchdowns in the losing effort.

Heading into the I-AA Playoffs, the Mountaineers were seeded No. 6. They held a 13-6 advantage with 11 minutes left in the third quarter, however Nicholls State quarterback Doug Hudson rallied his team and scored on three of their next four possessions to edge the Mountaineers.

SEPTEMBER 9, 1989 MELCHOR LEADS APP STATE TO VICTORY AT WFU APP STATE 15, WAKE FOREST 10

Facing standout receiver Ricky Proehl and a crowd of 30,200 fans at Wake Forest, first-year head coach Jerry Moore and App State pulled off a 15-10 victory.

Knotted at 3-3 at the intermission, running back Ritchie Melchor recorded 121 of his 139 yards on the ground in the second half, which included a 67-yard touchdown run.

On the ensuing Wake Forest possession, Proehl took a short pass and danced 28 yards for the touchdown. With the pressure on late in the fourth quarter, freshman Harold Alexander boomed a punt to Proehl, who fielded the ball cleanly, but could not manage to get out of bounds before time expired.

AUGUST 31, 1991 ALEXANDER KEYS WIN AT MARSHALL APP STATE 9, MARSHALL 3

It was a tale of two great defenses that led App State to a 9-3 victory in the season opener.

Harold Alexander kept the Herd at bay throughout the game. He set a Southern Conference-record by averaging 55.5 yards on eight punts.

Alexander came up big by booting a 67-yarder and a 51-yarder out of his own end zone against a 10-man rush.

Appalachian's defense started the scoring in the first half when Marshall quarterback Michael Payton was pressured into an intentional grounding call that resulted in a safety. The Herd managed a field goal after a fumble recovery that gave them the ball deep into Mountaineer territory.

Fullback J.K. Reaves plowed two yards through the middle of the Herd defensive line to record the only touchdown of the day.

OCTOBER 19, 1991 APPS TOP FURMAN IN SOCON'S FIRST OT TILT APP STATE 26, FURMAN 23

It took three overtimes and four Jay Millson field goals, but when it was decided, App State topped Furman, 26-23, in the first overtime game in Southern Conference history.

The first half was marred by mistakes, and Furman led 17-9.

Late in the fourth quarter, linebacker Brent David forced a fumble and put the Mountaineers on the Paladin 17. After Nate Abraham ran for the quick score, D.J. Campbell connected with A.J. Ellis for the two-point conversion to tie the score, at 17-17.

Knotted at the end of regulation, Millson and Burr traded field goals in the first two overtimes. In the third extra period, defensive back Steve Wilks blocked a Burr field goal attempt. Millson connected on his fourth field goal of the day to clinch the victory.

OCTOBER 10, 1992 THREE MINUTES, TWO SECONDS AND 20 POINTS APP STATE 27, JAMES MADISON 21

D.J. Campbell completed three touchdown passes in the final 3:02 of the game, including one to Craig Styron, who caught it on his back with no time remaining on the clock for the winning points.

JMU began the scoring with one of the most famous tricks in football lore. Early in the second quarter, the Dukes executed the fumblerooski for a 14-yard touchdown. Bitten by the turnover bug, the Mountaineers fell short of the end zone twice due to turnovers.

With the score 21-7, D.J. Campbell threw the first of three touchdown throws to make it 21-14, with 3:02 to play. Just 32 seconds later, it was tied, at 21-21 on another Campbell TD pass.

With JMU driving deep in App State territory, the Mountaineer defense intercepted a deflected pass, giving Campbell a chance at victory.

After two quick passes to get the ball to midfield, Campbell heaved the ball deep into the end zone, where it found Styron.



All-America punter Harold Alexander was integral in two of App State's most memorable victories. He sealed a 15-10 win over Wake Forest with a booming punt in the waning seconds and registered a SoCon-record 55.5 yards per punt in the Mountaineers' 9-3 win over Marshall in the 1991 season opener.

OCTOBER 22, 1994 MOUNTAINEERS TOP NO. 1 MARSHALL APP STATE 24, MARSHALL 14

With ominous weather and a matchup against the No. 1 team in the nation, 19,781 rain-soaked fans spurred App State to a 10-point victory and triumphantly tore down the goal posts.

A dominant performance by the Mountaineer defense keyed the win. Dexter Coakley led the Mountaineers with 15 tackles, three for losses, two pass breakups, and a forced fumble.

Johnny Smith, who spent his first three years at fullback, notched seven tackles, a fumble recovery, a sack, and an interception that he returned 70-yards for a touchdown in the fourth quarter.

In only his second start, Scott Satterfield threw for 113 yards and ran for 30 more, including a score.

NOVEMBER 18, 1995 DIVING SNAG SAVES PERFECT SEASON APP STATE 28, THE CITADEL 24

Scott Satterfield proved his mettle as an all-Southern Conference quarterback by ignoring the pressure on fourth down and slinging the ball to the end zone, where Ron Gilliam's diving grab lifted App State to a 28-24 victory and saved the Mountaineers' perfect regular season.

Unbeaten entering the final game of the regular season, the Mountaineers had plenty of confidence traveling to face the winless Bulldogs. But App State needed everything it could muster, including the pass from Satterfield to Gilliam with 1:39 left in the contest for the comeback triumph.

Satterfield who ran for 80 yards and passed for 176, had no problem sending the ball to Gilliam who was a converted defensive back with only four catches on the season.

OCTOBER 19, 1996 BACKUP QB LEADS APPS OVER EAGLES APP STATE 35, GEORGIA SOUTHERN 28

Backup signal-caller Bake Baker was called upon in the fourth quarter at Georgia Southern to create what head coach Jerry Moore dubbed a "spark." A spark is what he got.

With just over 10 minutes left, Baker took over and led the Mountaineers on three touchdown drives, allowing them to rally from a 14-point deficit.

The Mountaineer offense was desperate for production and the defense was not much better, with five players sidelined with injuries. But in his 10-plus minutes of action, Baker converted three scoring drives, capped by a 68-yard pass to Otis Smith with 3:13 left to provide the winning points.

Baker ended the game 8-of-10 passing for 159 yards and two touchdowns. Prior to his showing in Statesboro, he had completed just three passes in his career.

OCTOBER 3, 1998 APP DOWNS WFU IN OT FOR MOORE'S 100TH WIN APP STATE 30, WAKE FOREST 27 (OT)

Daniel Jeremiah's one-yard touchdown run in overtime gave App State head coach Jerry Moore his 100th career victory, a 30-27 triumph over Wake Forest in Winston-Salem.

Moore's 100th win was his fourth over Wake in his 10 seasons.

App State jumped out to a 10-0 lead in the first quarter thanks to a 27-yard field goal by Stuart Jones and a 47-yard touchdown run by Terrence McCall. The Demon Deacons scored 17 of the game's next 20 points to take a 17-13 advantage into the fourth quarter.

After Jones' third field goal of the game cut the Mountaineer deficit to 17-16 early in the final period, Jeremiah hooked up with Joey Gibson for a 57-yard touchdown and a two-point conversion made it 24-17 App State with 5:28 to go. However, Wake Forest responded with a 13-play, 74-yard drive, capped by a seven-yard touchdown pass from Brian Kuklick to Jammie Deese that tied the contest with only 53 seconds left to play.

In overtime, App State held the Deacs to a field goal on the opening possession before clinching the win on Jeremiah's TD dive a series later.

SEPTEMBER 4, 1999 APP NEARLY PULLS OFF UPSET AT AUBURN AUBURN 22, APP STATE 15

For nearly three quarters, it seemed as though App State would pull off perhaps the biggest win ever by an NCAA Division I-AA school over a I-A op-

ponent. But a 33-yard touchdown pass with just 38 seconds left to play gave perennial-power Auburn a narrow 22-15 win over the Mountaineers before 78,123 at Jordan-Hare Stadium.

After Auburn took a 7-0 lead less than seven minutes in, App State responded with 15-straight points to take an eight-point advantage deep into the third quarter. The Tigers evened the score at 15-15 late in the third period and marched 77 yards in just 1:04 to score the winning touchdown in the final minute.

App State out-gained Auburn 323-288 for the game and held AU to just 54 yard of offense in the first half.

OCTOBER 16, 1999 APPS HOLD ON FOR WIN OVER NO. 1 EAGLES APP STATE 17, GEORGIA SOUTHERN 16

App State forced four turnovers, including Corey Hall's second interception as time expired, to claim a 17-16 win over No. 1 Georgia Southern before 19,981 at Kidd Brewer Stadium. The triumph was Appalachian's second ever over a top-ranked team, almost five years to the day after it knocked off No. 1 Marshall at KBS.

Without the benefit of an offensive touchdown, the Mountaineers ran out to a 17-0 lead. Weslan Hunter returned a fumble 43 yards for a score and Luke Manuel fell on another Eagle cough-up and the Apps took the seemingly comfortable 17-point lead with less than five minutes to play in the third quarter.

However, the Eagles came back with a vengeance, scoring 16 points over a 12-minute span. Trailing by just a point, got the ball back with under 30 seconds to play, but Hall sealed the victory with his pick off at the Mountaineer 38 yard line.

AUGUST 31, 2000 WAKE GOES DOWN AGAIN APP STATE 20, WAKE FOREST 16

For the third time in four meetings, App State knocked off the ACC's Wake Forest, this time scoring a 20-16 triumph before 26,853 fans at Groves Stadium. The win evened App State head coach Jerry Moore's record versus the Demon Deacons at 5-5-1.

The Mountaineers dominated the first half, outgaining the Deacs 207-49, but trailed 10-7 at the break, thanks to an 88-yard kickoff return for a touchdown by Wake's John Stone. The score remained 10-7 heading into the final period and things looked bleak for the Apps, who lost starting quarterback Daniel Jeremiah to a knee injury on the first play of the second half.

However, backup signal-caller David Reaves led App State on an eight-play, 66-yard drive, which he capped with a nine-yard touchdown pass to Rashad Slade on the first play of the fourth quarter to give the Mountaineers a 14-10 lead. Despite committing two turnovers in the final period, App State forced Wake into a pair of turnovers of its own, including a fumble on its own 10 yard line with just over three minutes to go. Three plays later, Karim Razzak found the end zone from 10 yards out to seal the triumph.



Daniel Jeremiah's one-yard touchdown plunge in overtime lifted App State to a 30-27 victory at Wake Forest in 1998. The Mountaineers' fourth win over WFU in 10 seasons was also head coach Jerry Moore's 100th victory at App State.

NOVEMBER 25, 2000 APP AVENGES LOSS IN PLAYOFF WIN AT TROY APP STATE 33, TROY STATE 30

After being handed a 34-28 setback in Boone by Troy State during the regular season, App State returned the favor on a much bigger stage, as it downed the fourth-seeded in the opening round of the I-AA playoffs.

App State outgained Troy State, 200-21, in the first half en route to a 19-9 lead. The Mountaineers extended their lead to 26-9 in the third quarter and withstood three fourth-quarter Troy touchdowns to hold on for the win. It was just the second road playoff victory ever for the Mountaineers.

OCTOBER 9, 2004 WILLIAMS REWRITES RECORDS IN COMEBACK WIN APP STATE 30, FURMAN 29

Junior quarterback Richie Williams rewrote the NCAA record book with his performance in App State's home triumph over No. 2 Furman.

Williams set NCAA all-divisions records by completing 28 straight passes at one point and going 40-of-45 in the win.

Despite Williams' efforts, the Mountaineers found themselves trailing the Paladins by six points after Furman quarterback Ingle Martin connected with running back Cedrick Gipson on a 52-yard catch and run with 2:03 to go in the ball game. Williams accounted for 78 yards on Appalachian's final drive by completing 4 of 4 passes for 61 yards and running for 17 more, including a 13-yard keeper for the winning touchdown with 35 seconds left.

In all, Williams threw for 413 yards and two touchdowns and tacked on 27 more yards on the ground to spark the victory, just one week removed from missing the Apps' 41-34 win over Texas State with a sprained knee.

DECEMBER 10, 2005 ELDER, HUNTER LEAD APPS TO FIRST TITLE GAME APP STATE 29, FURMAN 23

Filling in for an injured Richie Williams, backup quarterback Trey Elder threw a touchdown pass on his first play and ran for the game-winning score with 2:17 remaining in App State's 29-23 victory over Furman in the NCAA Division I-AA semifinals.

Elder completed 12-of-17 passes for 165 yards and no interceptions and ran 12 times for 69 yards in relief of Williams, who left the contest midway through the first quarter with a left ankle injury.

On his first play, Elder connected with Dexter Jackson for a 45-yard touchdown pass that gave the Mountaineers a 14-0 lead. However, Furman scored 23 of the next 30 points to take a 23-21 lead into halftime.

The Paladins' slim advantage stood up until Elder led the Apps on an 11-play, 67-yard drive, culminating with his 1-yard touchdown plunge with just over two minutes to go.

Led by quarterback Ingle Martin, the Paladins drove inside the Mountaineer 40 with under a minute to play. But, on first-and-10 at the 36, App State defensive end Jason Hunter hit Martin from behind, forcing the ball loose. Defensive tackle Omarr Byrom picked up the ball and returned it all the way to the Furman 1.

NOVEMBER 24, 2007 ROMAN STRIPS JAMES MADISON OF UPSET BID APP STATE 28, JAMES MADISON 27

App State's magical season looked like it was going to end three games short of the ultimate goal, but the Mountaineer defense stepped up at the most critical moments of the 2007 playoff opener.

JMU led 27-22 late in the fourth quarter and faced third-and-1 at its own 32 yard line, needing only one first down to end the Mountaineers' run at a third straight national title. The Black and Gold defense stopped the Dukes for no gain on two straight plays, including a fourth-down rush, and got the ball back deep in Madison territory.

Two plays after Devon Moore made a diving catch on fourth-and-3 from the 25-yard line, Armanti Edwards scored his third touchdown to give App State a one-point lead with just 1:10 remaining on the clock.

JMU needed just four plays to drive 62 yards, setting itself up for an apparent chip-shot field goal to win the game. However, JMU head coach Mickey Matthews elected to run one more play and App State linebacker Jacque Roman stripped freshman running back Jamal Sullivan of the ball. The loose pigskin was smothered by Pierre Banks just feet from the App State sideline, triggering a wild celebration that would last straight through to the Mountaineers' 49-21 rout over Delaware in the national championship game.

SEPTEMBER 4, 2010 EPIC 4TH-QUARTER RALLY LIFTS MOUNTAINEERS APP STATE 42, CHATTANOOGA 41

App State came back from a pair of 21-point deficits to rally for a heart-stopping 42-41 victory at upstart Chattanooga in the 2010 opener.

App State trailed 28-7 with less than two minutes remaining in the third quarter and 35-14 just six seconds into the final period.

The Mountaineers scored a total of five touchdowns in a 10:12 span, including the middle three in just 2:54 and the final four over a 7:51 stretch after UTC had regained a 21-point lead on the first play of the fourth quarter.

App State took its first lead of the game at 42-35 with 6:05 to go on a bizarre 33-yard touchdown reception by quarterback DeAndre Presley. The Mocs jumped offside on a third-and-1 play from the UTC 29-yard line, giving Presley a free play. The junior threw a quick pass to Matt Cline, who was drilled by a Moc defender and fumbled. Presley picked up the loose ball and weaved his way through the UTC defense, picked up a number of key down-field blocks and scoring the go-ahead touchdown.

Chattanooga responded by driving 86 yards to cut the deficit to 42-41. With a pair of UTC kickers having already combined to miss three extra points, the Mocs elected to go for two points and the potential win, but Appalachian's Mark LeGree batted down a pass on the conversion attempt.

NOVEMBER 10, 2012 LATE PICK HELPS MOORE CLOSE WITH A TITLE APP STATE 33, FURMAN 28

Troy Sanders intercepted a pass at the 5-yard line as time expired and 12th-ranked App State clinched its record-tying 12th Southern Conference championship in the final regular-season game for coach Jerry Moore, whose team went 6-2 in the league despite dropping its league opener.

NOVEMBER 8, 2014 LAST-MINUTE FIELD GOAL EXTENDS STREAK APP STATE 31, ULM 29

Bentlee Critcher drilled a 39-yard field goal with 29 seconds left to lift App State to streak-extending win during its FBS debut in the Sun Belt.

After starting the year 1-5 (with a win over FCS Campbell), the Mountaineers closed the season with a six-game winning streak, as the ULM game improved App State's record to 4-5.

OCTOBER 31, 2015 MOUNTAINEERS WIN HALLOWEEN THRILLER APP STATE 44, TROY 41 (3OT)

Stephen Burns, Kennan Gilchrist and Doug Middleton combined to smother a fake field-goal attempt to start the third overtime, and Zach Matics followed with a 24-yard game-winner.

The contest was a tight affair throughout, featuring six ties and no lead of more than seven points. Despite being unable to put the pesky Trojans away, App State never trailed in regulation — its only deficit came when Troy scored first in the opening overtime.



Dale Jones celebrates after App State used a last-minute fumble recovery inside the 10-yard line to beat James Madison 28-27 in the 2007 playoffs.



OCTOBER 14, 2017
APP STATE OVERCOMES 20-0 HALFTIME DEFICIT
APP STATE 23, IDAHO 20

App State mounted its biggest rally in seven years with a 23-20 victory at Idaho during the Vandals' final year in the Sun Belt Conference.

The Mountaineers trailed 20-0 early in the third quarter in the Kibbie Dome before coming back behind a sack-hungry, turnover-minded defense and three touchdown throws from senior quarterback Taylor Lamb. It was App State's biggest comeback since it erased a 35-14 deficit in the fourth quarter of a 42-41 victory at Chattanooga in the 2010 opener.

Lamb's 45-yard touchdown pass to Ike Lewis helped tie the game with 10:04 left, and Michael Rubino made a go-ahead field goal from 31 yards out with 7:24 remaining.

Idaho (2-4, 1-2) started its final drive by regaining possession at its 46-yard line with 2:23 remaining, and Tee Sims had a hand in two sacks leading up to a fourth-and-24 pass that was completed but stopped a yard short of the marker with 50 seconds left.

DECEMBER 1, 2018
MOUNTAINEERS WIN FIRST SBC TITLE GAME
APP STATE 30, LOUISIANA 19

Hosting the first Sun Belt Conference Championship Game, App State won 30-19 against Louisiana in Boone to claim its third straight league title.

Darrynton Evans had an MVP-belt-hoisting performance in which his 218 all-purpose yards included 111 rushing yards and a 97-yard kickoff return. Quarterback Zac Thomas had two rushing touchdowns of at least 25 yards, and the Mountaineers allowed just one touchdown while forcing the Ragin' Cajuns to kick four field goals.

All three of Chandler Staton's second-half field goals for App State exceeded 40 yards, including a 43-yarder that pushed the lead to 11 points with 2:09 remaining.

SEPTEMBER 21, 2019
APP GETS FBS BREAKTHROUGH FOR P5 WIN
APP STATE 34, NORTH CAROLINA 31

National defensive player of the week Demetrius Taylor forced two turnovers to help App State build a first-half lead on the road, and Darrynton Evans rushed for three TDs as the Mountaineers built a 27-10 lead before holding on to beat in-state ACC program North Carolina.

The Tar Heels reached App State's 39-yard line with five seconds left, and Akeem Davis-Gaither pushed through a gap in the line to tip a 56-yard attempt at a field goal as time expired.

The second-ever football meeting between the two schools and first since 1940 drew a spirited, sold-out crowd to Kenan Stadium, and the Mountaineers posted their first win against a Power Five conference team since the historic upset of Michigan in 2007.

Taylor led App State's defense by recording 2.5 sacks, forcing two fumbles, turning a post-sack recovery into a 20-yard fumble return for a touchdown and setting up another touchdown with an interception.



Akeem Davis-Gaither (24) blocked a 56-yard field-goal attempt as time expired in Chapel Hill to give App State its first win against a Power Five opponent since the Mountaineers joined the FBS level.

NOVEMBER 9, 2019
2ND P5 ROAD WIN OF '19 COMES IN SEC COUNTRY
APP STATE 20, SOUTH CAROLINA 15

Becoming just the seventh Group of Five team since the Sun Belt was formed in 2001 to post two Power Five road wins in the same season, App State escaped Columbia with a win in front of 80,849 fans and an ESPN2 audience.

True freshman Nicholas Ross' 20-yard interception return for a touchdown with 1:51 left in the first half gave App State a 13-6 lead, and Zac Thomas' 1-yard TD run that gave the Mountaineers a 20-9 lead was set up by Jalen Virgil's 57-yard kickoff return following a South Carolina field goal.

After cutting into the 20-9 deficit on a touchdown with 2:58 left, South Carolina regained possession and faced a fourth-and-15 from the App State 35 with 19 seconds left. Ryan Hilinski completed a pass for 26 yards to the 9 before spiking the ball with nine seconds remaining.

Nick Hampton forced a holding penalty on a pass rush as George Blackstock batted down the throw, leading to a snap from the 19 with six seconds left. The Gamecocks committed holding against Akeem Davis-Gaither on a pass that didn't connect at the back of the end zone.

DECEMBER 7, 2019
MOUNTAINEERS WIN 2ND STRAIGHT TITLE GAME
APP STATE 45, LOUISIANA 38

App State claimed its fourth straight league title and celebrated a Sun Belt Championship Game win on its home field for the second straight year.

Three early touchdowns from belt-winning MVP Darrynton Evans gave the 21st-ranked Mountaineers a 21-0 lead late in the first quarter, and captain Josh Thomas' first career interception return for a touchdown accounted for one of three turnovers forced by a senior on App State's defense.

The Mountaineers led 42-17 late in the third quarter thanks to Thomas' defensive touchdown and maintained at least a 14-point lead until the Ragin' Cajuns cut into a 45-31 deficit on a touchdown pass with 1:19 left.

SEPTEMBER 26, 2020
MOUNTAINEERS OVERCOME COVID ABSENCES
APP STATE 52, CAMPBELL 21

A shorthanded but motivated App State squad overcame a slow start to dominate the last three quarters of a win at Kidd Brewer Stadium.

A determined offensive line — sometimes with as many as seven linemen on the field at one time — led the way as App State rushed for 404 yards even though it was missing several skill position starters. A day earlier, App State and AppHealthCare announced that contact tracing had identified 18 players who were quarantining due to exposure to one of three then-active cases of confirmed COVID-19, with all three cases then recovering in isolation.

Daetrich Harrington had career highs of 32 carries for 211 yards and four rushing touchdowns for App State, which was missing five tight ends who had all played in the first two games of the season.

App State didn't play again until 26 days later, after the first two Sun Belt games were postponed, and it won 45-17 against Arkansas State.

DECEMBER 12, 2020
MOUNTAINEERS RALLY IN PAULSON WITH BIG TDS
APP STATE 34, GEORGIA SOUTHERN 26

Overcoming an early 14-point deficit, the Mountaineers dominated the second half and ended the Eagles' 10-game home winning streak.

The Mountaineers still trailed 17-7 at the break but outscored the Eagles by a 24-3 margin in the first 17-plus minutes of the second half. Immediately after Georgia Southern made a 47-yard field goal to break a 17-all tie in the first minute of the fourth quarter, Jalen Virgil gave App State its first lead of the night with a 100-yard kickoff return.

Demetrius Taylor and Brendan Harrington combined for a stop to force a three-and-out punt, leading to a 70-yard touchdown run from Nate Noel on the first play of the next series, less than two minutes after Virgil had scored.

In five of App State's last six wins in Statesboro, it faced a fourth-quarter deficit, and it overcame a double-digit deficit in each of its last three victories at Paulson Stadium.

Dec. 12 was the latest date on the calendar for an App State-Georgia Southern game — The only previous December games between the schools was an FCS playoff game on Dec. 5, 1987 — and it was the first time App State played its regular-season finale against the Eagles.



A crowd of 36,752 witnessed App State open the 2021 season on a Thursday night with an official home game win against East Carolina in Bank of America Stadium.

SEPTEMBER 2, 2021 MOUNTAINEERS ROLL PAST PIRATES IN NFL VENUE APP STATE 33, ECU 19

Playing a home game at Bank of America Stadium, home of the NFL's Carolina Panthers, the Mountaineers used a 33-3 run to build a 33-9 lead in the Duke's Mayo Classic against ECU of the American Athletic Conference.

A record-setting crowd of 36,752 was on hand for the Thursday night season opener, with country music star and App State alum Luke Combs in attendance two days before he performed a stadium concert in Kidd Brewer Stadium. Combs led a singing of his hit song "Beer Never Broke My Heart" with the team in a victorious locker room.

Chase Brice was nearly flawless through three quarters of his App State debut, throwing for 259 yards with touchdowns to Thomas Hennigan (114 receiving yards) and Corey Sutton. A new-look offensive line paved the way for two App State backs to surpass 100 rushing yards, as Nate Noel had 126 on 15 carries and Camerun Peoples scored twice on a 14-carry, 100-yard night.

SEPTEMBER 23, 2021 MOUNTAINEERS RALLY IN HERD'S RETURN TO KBS APP STATE 31, MARSHALL 30

Chandler Staton hit a go-ahead field goal from 45 yards out with 5:45 left, and the defense made a key stand before Nate Noel's open-field running clinched a comeback victory over longtime rival Marshall on a Thursday night in front of 28,377 fans at The Rock.

In Marshall's first visit to Boone since 1996, App State climbed out of a nine-point hole and erased a fourth-quarter deficit in a win for the first time since the 2017 season at Idaho.

The Mountaineers forced a punt to regain possession at their own 8 with four minutes left. Noel had gains of 11, 14, 41 and 22 yards on the final drive alone, smartly going down short of the end zone in the final two minutes to prevent Marshall from possibly regaining possession with an eight-point deficit.

Trailing by nine points to start the fourth quarter, App State moved from its 38 to the Marshall 25 thanks to an acrobatic catch by Corey Sutton. Two plays later, he improbably came down with a 24-yard touchdown catch at the left-edge of the end zone.

Camerun Peoples scored three first-half touchdowns for App State.

OCTOBER 20, 2021 MOUNTAINEERS BEAT RANKED CHANTS ON KICK APP STATE 30, #14 COASTAL CAROLINA 27

Chandler Staton's 24-yard field goal as time expired lifted App State to a dramatic win against No. 14 Coastal Carolina on a Wednesday night in front of 31,061 fans at Kidd Brewer Stadium, putting the Mountaineers in the driver's seat to win a Sun Belt East Division title.

It was the biggest regular season crowd for a college football game on a Tuesday/Wednesday since 2011.

With the Chanticleers (6-0 entering Boone) as the highest-ranked FBS team to ever visit The Rock, which drew an above-capacity crowd for a mid-week game on ESPN2, the Mountaineers posted their second-ever win against a ranked opponent — and first since the 34-32 win vs. Michigan in 2007.


Defensively, the Mountaineers limited Coastal to 55 rushing yards — 208.5 below its season average — on 29 attempts. App State held the Chants to 16 offensive yards on 10 fourth-quarter plays, only one of which produced a first down. Coastal entered the game ranked No. 1 at the FBS level in points per game (48.8) and No. 2 in yards per game (554.2).

Malik Williams caught 10 passes for a career-high 206 yards as Chase Brice threw for a career-high 347 yards and two touchdowns. App State tied the game at 27-all on a 43-yard TD run by Camerun Peoples late in the third.

App State's defense came up huge in the fourth quarter, forcing three Coastal punts, the last one being fair-caught at the App State 38 with 3:53 remaining. Brice had back-to-back throws of 16 and 19 yards to Williams to get the Mountaineers in scoring range. With time on its side and timeouts lacking for the Chanticleers after a third-and-1 conversion to the 11 with less than two minutes remaining, App State milked the clock to set up a storm-inducing kick.

It was App State's first field goal to end a win at The Rock since the 44-41 victory against Troy in three overtimes in 2015.

Coastal Carolina jumped out to a 14-0 lead, but App State rallied to tie the game, with a surprise onside kick connection between Michael Hughes and a diving Milan Tucker playing a key role in the Mountaineers scoring two touchdowns in 42 seconds.



Chandler Staton, kicking out of Clayton Howell's hold, made a 24-yard field goal as time expired against No. 14 Coastal Carolina, the highest-ranked opponent to ever visit Kidd Brewer Stadium. The Wednesday night game drew a crowd of 31,061.

SEPTEMBER 16, 2023 MOUNTAINEERS WIN WITH RECORD-TYING CROWD APP STATE 43, EAST CAROLINA 28

Facing East Carolina in Boone for the first time since 1979, App State pulled away in the second half to claim a victory with a crowd of 40,168 rocking Kidd Brewer Stadium. That total matched the stadium record set in 2022 for North Carolina's season-opening visit to the High Country.

An action-packed day that started with Yosef ziplining from the seventh-floor tower onto the field while holding the American flag ended with App State scoring 33 of the final 40 points.

SEPTEMBER 30, 2023 54-YARD FIELD GOAL DELIVERS DRAMATIC WIN APP STATE 41, ULM 40

Michael Hughes' career-long 54-yard field goal as time expired — the longest game-winning field goal to ever end an App State victory — capped a six-play, 43-yard march after the Mountaineers had regained possession at their 20 with 1:02 left on the clock and no timeouts remaining.

With App State still stuck at its 19 with 24 seconds left, Joey Aguilar completed three straight throws to Kaedin Robinson for 14, 16 and 14 yards to move the ball to the ULM 37 with four seconds showing on the clock.

NOVEMBER 18, 2023 OT SCORE TOPS UNBEATEN GAMEDAY HOST JMU APP STATE 26, #18 JAMES MADISON 23 (OT)

Facing unbeaten and 18th-ranked James Madison with the Dukes serving as the hosts of ESPN's College GameDay, App State posted an overtime victory to beat an opponent with a record of 10-0 or better for the first time.

The Mountaineers prevailed on Joey Aguilar's 8-yard TD pass to Kaedin Robinson, who cut across the middle on third down, made a catch at the 5, broke one tackle, broke a second tackle attempt at the 3 and reached the ball across the plane as he avoided another tackle attempt at the front-left corner of the end zone. A review confirmed that Robinson had scored before losing control of the ball for a potential touchback and JMU victory.

The Dukes, who fell to 10-1, trailed by 12 points in the fourth quarter and were behind 20-12 before tying the game in the final minute. JMU completed a fourth-and-18 pass for 27 yards before throwing an 11-yard TD pass on the next play, tying the game with a two-point pass and kicking an OT field goal.



HISTORIC 2019 SEASON

13-1 (MOST WINS IN STATE, SUN BELT HISTORY)
 #18 FINAL COACHES POLL, #19 FINAL AP TOP 25
 SUN BELT, NEW ORLEANS BOWL CHAMPIONS
 6-0 ROAD RECORD WITH WINS AT UNC, USC



SEASON SUPERLATIVES

The Mountaineers became the first Sun Belt team and the first FBS team from the state of North Carolina to win 13 games.

App State became the first Sun Belt team to conclude a season in the Top 25 and claimed the top spot among FBS teams from North Carolina for the second straight year.

App State became the first FBS program to win five bowl games in each of its first five bowl-eligible seasons.

App State tied Ohio State for the third-best winning percentage among FBS teams, behind just LSU (15-0) and Clemson (14-1).

App State's 54-12 overall record from 2015-19 was the fifth-best mark in the country during that span, trailing just Clemson, Alabama, Ohio State and Oklahoma.

The Mountaineers finished as a statistical champion or co-champion in two categories: sole possession of first with a fourth-down conversion percentage of 81.3 and tied with Illinois for the FBS lead with six defensive touchdowns.

App State became just the fifth program in major college football history to send its fifth-year seniors out with five bowl wins and four conference titles, joining Nebraska (1969-73), Alabama (1975-79), Florida State (1991-95) and Marshall (1998-2002).

App State was the first Group of Five program to have two players picked in the 2020 NFL Draft, as running back Darrynton Evans went to the Tennessee Titans in the third round and linebacker Akeem Davis-Gaither was picked by the Cincinnati Bengals to open the fourth round.

App State led the nation in road wins en route to the only 6-0 road record by FBS teams.



App State ranked No. 7 nationally and No. 1 among G5 programs with an average scoring margin of plus-17.5 points per game against FBS competition. The Mountaineers had a balanced team that ranked No. 9 nationally in scoring offense (38.8 points), No. 21 in scoring defense (20.0 points) and tied for No. 2 with five blocked kicks.

The fifth-year seniors finished their careers with a 7-0 postseason record that included two wins in the Sun Belt title game. Fourth-year seniors were on teams that went 43-10 with a Sun Belt title every season.

From 2015-19, App State improved to an FBS-best 24-0 in non-season-opening games in which it had more than a week to prepare.

App State set Sun Belt records for single-season points (543) and touchdowns (73).

With 13 wins, App State tied for the second-highest total by a Group of Five team since the Sun Belt was established in 2001. Boise State had a G5-record 14 wins in 2009.

App State set a program record for fewest turnovers committed in a season with nine and tied the program's single-season record for lost fumbles by losing only three.

For the sixth straight FBS season, App State ranked in the top 25 nationally in rushing yards per game (No. 16 at 231.4 in 2019) and fewest sacks allowed (tied for No. 17 with 18 in 2019).

App State set a then-program record with seven national television appearances in 2019.

App State led the Sun Belt in attendance for the third time in four seasons from 2016-19.



Mountaineers are listed alphabetically with numbers worn and years played. To be included in the all-time roster, a player must have played in a varsity game. Any additions, deletions, and/or corrections can be submitted with proper documentation to the App State strategic communications office.

A

J.J. Abbott	9, 1987
Richard Abbruzzese	33, 1954
David Abernathy	90, 1975-78
Nate Abraham	27, 1991-94
Kevin Abrams-Verwayne	97, 2022-23
Chris Abrille	19, 1998-99
Brad Absher	18, 2015-18
Alex Acey	77, 2011-14
Mario Acitelli	61, 2006-09
Adams	1958
Adams	1935, 1937
Adams	41, 1945-46
Billy Adams	71, 1973
Bobby Adams	71, 1957
Desmond Adams	18, 1996
Gerald Adams	48, 1950-52
Herbert Adams	10, 1936
Kemal Adams	1, 1989
Mock Adams	15, 2016-18
Stewart Adams	40, 2001-04
Kenny Adcock	12, 1988
Adelman	1946
Chuck Ader	65, 1984
Orlando Ager	55, 1980-83
Bob Agle	82, 1965-1968
Richard Agle	23, 1969-70
	80, 1971-72
Joey Aguilar	4, 2023
Ben Aiken	66, 1994-98
Chris Aiken	91, 2010-11
Dub Aiken	44, 1949-50
Dauber Akins	49, 1946-47
Sid Akins	1956
Bill Al-Zaid	79, 1992
Troy Albea	2, 1999-2000
Donnovan Albright	87, 1995
John Alcorn	1965
Bob Alexander	20, 1969-71
Harold Alexander	5, 1989-93
Kent Alexander	8, 1982
Wick Alford	50, 1948-49
Charlie Allard	78, 1997-78
Allen	19, 1945-46
Jeff Allen	77, 1980
Josh Allen	52, 2000-01
Paul Allen	52, 1965-68
	72, 1969
Pete Allen	25, 1954
Tripp Allen	46, 1988
Wes Allen	54, 1997-01
Brad Allred	16, 1952
Glen Alspaugh	1967
Matt Alspaugh	49, 1996-99
Brown Ammons	1934
Randy Anders	37, 1982
Anders	1958
Chris Anderson	70, 1989-93
D. Anderson	87, 2014
	22, 2015
Karl Anderson	45, 2010-13
Randell Anderson	72, 1956-57
Raykwon Anderson	22, 2019
Trey Anderson	86, 2014
Josh Anding	89, 2012-13
Rommell Andre	80, 2011
	39, 2013
Rovie Angell	2, 1934-37
Greg Angle	41, 1978-80
Dyke Anstee	4, 1979
Jake Appling	64, 2017
Kim Arey	5, 1982
Jimmy Armstrong	25, 1983-86
Kevin Armstrong	36, 1987
	22, 1988
Mykelti Armstrong	5, 2015
Kyle Arnholt	56, 2022-23
Andy Arnold	2, 1990-94
Ashburn	22, 1945-46
Rodney Ashby	88, 1971
Wiley Ashworth	61, 1967
	77, 1968-70
Kemal Atkins	1, 1987-88
	1990-91
Steve Atkins	67, 1969

Alan Atwater	34, 2003-04
Atwater	3, 1939
Mike Atwell	52, 1986
Gabe Austell	21, 1949-50
Austin	1931
Austin	1946
Frank Auten	39, 1955
Jackie Avery	98, 1994-97
Ken Avery	84, 1970-72
Remi Awolowo	32, 1997
	4, 1998-2001
Ayers	1946
Harvey Ayers	11, 1955

B

Tershaard Baar	12, 1999
Jacob Bacon	94, 1998
Tommy Bacote	32, 1972-73
Brett Badgett	86, 1985
David Baile	78, 1974
Drew Bailey	44, 2011-14
Joe Bailey	75, 1958-59
	77, 1960-61
David Bailie	78, 1975-76
Buddy Baird	30, 1978
B.J. Baker	51, 1951-53
Bake Baker	14, 1994-97
Cedric Baker-Boney	29, 2008-11
Mark Baker	1987
Ted Baker	66, 1978
Zac Baker	58, 2010-11
	84, 2012
Baker	7, 1938-40
Josh Baldwin	18, 2002-04
Cameron Ball	94, 1995
Tommy Ball	50, 1988-90
Jim Ballou	26, 1976-78
Ian Bamard	6, 2013
Pierre Banks	31, 2004-08
Mina Banoub	92, 2004-06
Ken Barbee	62, 1992-96
Gene Barber	13, 1952
Will Barber	84, 1989-92
Jaylen Barbour	4, 2014-15
Chris Barden	30, 1995-98
Steve Bare	65, 1990
Ray Barger	1967
Oscar Barker	1928
Craig Barker	59, 1993-94
	31, 1995-96
Geoff Barkett	56, 1984
Henry Barnes	20, 2011-12
Jim Barnes	34, 1966-67
	62, 1968
Kalik Barnes	6, 2011
Greg Barnette	60, 1989-90
Ian Barnard	67, 2010-12
Nay Rex Barnhardt	1966
Rob Barren	37, 1983
Brody Barrett	68, 2016-18
Wes Barrier	36, 1986
Joel Barrington	9, 1994
Angelo Bartis	12, 1978
Jim Bartlinski	75, 1980
Doug Barton	74, 1970
Ted Bartz	25, 1945-46
Pat Bass	1956
Neil Batelli	72, 1964
Hans Batichon	3, 2004-07
David Batten	7, 1998
	15, 1999
Billy Battillo	48, 1985
Roscoe Batts	12, 1973-75
Boyd Baucom	1934
Herman Baucom	1930-31
A.J. Beach	27, 2018
Wesley Beam	25, 1969-71
Bob Beane	41, 1956
Jerry Beard	34, 2000-02
Rick Beard	24, 1979
	1981-82
	21, 1980
Marvin Beasley	51, 1956
Rick Beasley	21, 1977-80
Doug Beaty	45, 1984-87
Bobo Beathard	81, 2011-15
Bobby Joe Beaver	43, 1956-57
Danny Beck	54, 1965
	13, 1966
	50, 1967-68
Gil Beck	55, 1974-77
Cole Becker	41, 2022
Jack Beckett	32, 1964
Matt Beecher	89, 2008

Belk	1930
Ingram Bell	22, 2010
Joe Bell	29, 1983
Tucker Bell	57, 2014
Dan Belu	45, 1990
Malcolm Bennett	91, 2008-09
Danny Bentley	75, 1992-96
Curtiss Benton	95, 2014
Roger Benton	72, 1972
	78, 1973
Tony Bequette	64, 1994-98
Wes Berrier	39, 1987
Joe Best	43, 1997-2000
Quincy Bethea	3, 1984-87
Daniel Bettis	80, 2002-06
Jonathan Bieschke	72, 2005-08
Bob Bigger	64, 1984-87
Eddie Biggs	83, 1970-72
Bobby Billings	25, 1967
Brian Billings	71, 2001-04
Wayne Binstead	71, 1965-66
Tyler Bird	51, 2018-22
Derrick Black	3, 2002-03
Willard Black	72, 1959
Paul Blackburn	36, 1949-51
Jason Blackmon	82, 1998
Dante Blackmon	24, 2013-14
Kenny Blacknell	46, 1984-87
George Blackstock	95, 2018-19
	55, 2020
Gage Blackston	65, 2019-21
Larry Blackwood	79, 2004-07
Ronald Blair	49, 2011-15
Jason Blalock	57, 2000-03
Patrick Blalock	34, 2010-13
Blalock	1938
Bill Blanton	66, 1961
Nate Blanton Jr.	49, 2022
Dan Blew	72, 1989
Don Blue	47, 1990-94
George Blum	21, 1936
Bill Bobo	26, 1965-66
F.P. Bodenheimer	1951
Fred Boger	26, 1947-49
Eric Boggs	45, 2014-17
Boland	1931
Dick Bolin	35, 1954
	12, 1955
	52, 1956-57
Craig Bonner	23, 1976-79
Robert Boone	78, 1963
Blackburn Booth	78, 1979-81
Bost	18, 1939
	11, 1940
Ed Bost	17, 1949-50
Dylan Bostick	61, 2010-11
Bryan Bouboulis	87, 1988-89
Philip Bould	39, 2006
Al Bowen	50, 1972-73
Todd Bowers	79, 1994-95
David Bowman	34, 1975
	48, 1975-78
Harry Bowman	26, 1940-43; 47-49
Ed Boyd	62, 1981-84
Josh Boyd	8, 2015-16
Boyette	25, 1945-46
Tommy Boyette	11, 1946-47
Ray Boyles	18, 1956
Bobby Bozzo	56, 2007-10
Roy Tracey	18, 2004
Bill Bradley	30, 1959
	41, 1960-62
Russ Bradley	13, 1983
	9, 1984-85
Clint Bradshaw	25, 1972-74
Brady	1937
Bill Brady	59, 1984
Morris Branch	47, 1950-53
Alan Breeding	81, 1978-81
Seth Breitenstein	26, 2004
	29, 2005-07
Brendell	11, 1945-46
Brennan	1946
Brevard	1942, 1946
Demery Brewer	52, 2008-11
Chase Brice	7, 2021-22
Joe Briggs	15, 1986-89
George Bright	34, 1951-52
Kenny Bright	29, 1990-93
Billy Brink	12, 2002
	5, 2003
Robert Brinkley	30, 1980-81
Charlie Britt	14, 1991-92
Danny Britt	24, 1998

Paul Brittain	61, 1957-1958
	65, 1959
	68, 1960
Larry Brock	65, 1997-2001
Thomas Bronson	56, 2013-14
Buddy Brooks	47, 1946-47
Gwyn Brooks	41, 1964
	45, 1965-66
	85, 1967
Keith Brooks	25, 1979-82
L.J. Brooks	21, 1996-99
Bob Broome	22, 1936
	3, 1937-39
John Broome	71, 1983-86
Robert Broome	76, 1979-81
Brown	1946
Brown	1958
Charlie Brown	29, 1984
Charlie Brown	44, 1998
	56, 2000
Chuck Brown	76, 1984
Dexter Brown	47, 1984
	59, 1985-87
Eric Brown	46, 1997
Fred Brown	76, 1974-75
John Brown	13, 1986-90
Josh Brown	48, 1994
Kerry Brown	76, 2004-07
KeSean Brown	28, 2019-22
Larry Brown	3, 1978
Steve Brown	8, 1978-81
Tony Brown	43, 1991-92
Tyrell Brown	1, 2013
Wayne Brown	66, 1989
Willie Brown	20, 1975
Zach Brown	67, 2008-09
Bob Bruton	82, 1957
Mac Bryan	62, 1978-79
Kameron Bryant	17, 2012
	5, 2013-14
Ted Bryant	70, 1975
	66, 1977
Bryson	1946, 1948
David Bryson	73, 1974-76
Herman Bryson	33, 1947-49
Scott Bryson	52, 1991
Gabe Bucca	42, 1979
Buckner	1929
Jason Budinger	63, 1990-92
Bernard Buey	64, 1969
	56, 1970-72
Kevin Bullard	50, 1986
Bumgardner	1948
Al Bumgarner	19, 1952-54
Ed Bundy	26, 1967-70
Joe Burchette	12, 1998
	16, 1999-2002
Ryan Burger	18, 2022-23
Jason Burk	95, 1994
Will Burkett	18, 1992
	26, 1993-94
DJ Burks	21, 2022-23
Cal Burseson	87, 1957-58
	88, 1959
Argie Burnette	58, 1978
	53, 1979
Clyde Burnette	61, 1960
Luke Burnette	79, 2018
Barrett Burns	85, 2013-16
Brian Burns	56, 1984-85
Charles Burns	51, 1978-80
Stephen Burns	99, 2012-14
Kevin Burton	84, 1993-96
Bob Butler	80, 1959
Bobby Butler	1966
George Butler	11, 1971
	20, 1972
	80, 1973
Jeff Butler	66, 2003
	81, 2004
Larry Butler	75, 1969-72
Mike Butler	45, 1982
Ron Byerly	22, 1965-68
Mike Byers	24, 1990-92
Bynum	18, 1945-46
Tony Bynum	31, 1988
	29, 1989
David Byrd	20, 1967-68
	65, 1969-71
Ken Byrd	9, 1995
	4, 1996-97
Wayne Byrd	11, 1963-66
Omarr Byrom	95, 2003-06

ALL-TIME ROSTER



Table listing players and their years, starting with Travis Cadet (7, 2009-11) and ending with Rod Chisholm (4, 2009-10).

Table listing players and their years, starting with Bill Church (22, 1961-62) and ending with Neil Cornatzer (6, 1996).

Table listing players and their years, starting with Scott Cornatzer (45, 1998-2002) and ending with Ralph Davis (1967).

Table listing players and their years, starting with Ray Davis (34, 1955) and ending with Donnie Durham (27, 1986-90).



Ed Durham.....	80, 1994
.....	81, 1995
.....	89, 1996-98
Ray Durham.....	1930
Max Durschlag.....	53, 2018
Pat Dye.....	45, 1981

E

Jordan Earle.....	99, 2019-22
Eldred Eady.....	48, 1995
Jake Easter.....	16, 2016
Tommy Edge.....	96, 1983
Tobias Edge-Campbell.....	52, 2015-18
David Edminsten.....	1950-51
.....	17, 1952
Joe Edminsten.....	25, 1951-52
.....	51, 1953-54
John Edmond.....	33, 1982-85
Allan Edwards.....	88, 1961
Armanti Edwards.....	14, 2006-09
Brantley Edwards.....	60, 1988
Herbert Edwards.....	36, 1954
.....	23, 1955
Isaac Edwards.....	96, 2015
Jack Edwards.....	83, 1960
James Edwards.....	18, 2022
Randy Edwards.....	1976
Rashaan Edwards.....	95, 1992
Sandy Edwards.....	24, 1960-62
Willie Edwards.....	2, 2019
Edwards.....	26, 1937-39
Joel Efid.....	80, 1978
.....	60, 1979-80
Roy Eggleston.....	20, 1936
Ryan Eichler.....	86, 1994-95
Aubrey (Orb) Elam.....	44, 1953-55
.....	21, 1956
Blake Elder.....	37, 2007
.....	3, 2008-10
Trey Elder.....	15, 2004-07
William Elder.....	55, 1998
Alvin Eldridge.....	1950
Claude Eldridge.....	30, 1947-50
Eric Elkin.....	94, 1978
Charles Elkins.....	1965
Tyler Elkins.....	68, 1997-2001
Tanner Ellenberger.....	37, 2019-20
Franklin Eller.....	1953
Joe Eller.....	1953
Jim Ellington.....	1967
Shawn Elliott.....	91, 1991-95
Al Ellis.....	32, 1989-91
Mark Ellis.....	85, 1982
.....	9, 2003
Scott Ellis.....	88, 1983
Eric Elsener.....	12, 2003-05
Emody.....	28, 1937-40
Kenneth England.....	31, 1947
David Epperson.....	67, 1978
Ricky Epps.....	77, 2003
Kevan Espy.....	17, 1987-88
Eddie Estes.....	34, 1976-79
Darrynton Evans.....	19, 2016
.....	3, 2018, 2019
John Evans.....	36, 1994
Mike Evans.....	18, 2019-21
Thompson Evans.....	47, 1956
Ricky Everett.....	1966
Troy Everett.....	53, 2021
.....	52, 2022
Clyde Everette.....	81, 1993
.....	15, 1994-96
Wayne Everhardt.....	78, 1957-60
James Everidge.....	45, 1950-52
Austin Exford.....	9, 2015-18

F

Lloyd Fair.....	31, 1959
Jeff Fairley.....	89, 1985-87
.....	86, 1989
Melvin Fairly.....	27, 1935-38
Gary Falden.....	32, 1976-79
Jon Fanning.....	74, 1994-96
Kevin Farkas.....	61, 1992-93
Justin Farmer.....	77, 1997-2000
Derrell Farrar.....	33, 2022-23
Farthing.....	26, 1945-46
Cline Farthing.....	1934; 13, 1936
Hal Farthing.....	3, 1935-37
Jordan Favors.....	11, 2022-23
Jordan Fehr.....	59, 2016-19
Jeff Fela.....	39, 1972
A. Felton.....	16, 1939-42
Cedrick Felton.....	51, 1982-86

Don Felton.....	32, 1946-47
.....	41, 1948-50
Tom Felton.....	24, 1983-84
V. Felton.....	8, 1938-40
Gordon Fenderson.....	28, 1994-96
Ricky Ferguson.....	28, 2012-15
Curtis Ferguson.....	36, 1989
Kyler Ferguson.....	30, 1989
.....	6, 1990-93
Tyson Fernandez.....	72, 2013-16
Don Ferrell.....	12, 1966-68
Derek Fewell.....	74, 1988-90
Michael Fiebertz.....	33, 2001
Steve Fields.....	26, 1980-81
Jack Fine.....	21, 1964-65
Sam Finley.....	1954
Tom Finley.....	12, 1954
Daniel Finnerty.....	58, 2006-09
Bill Fioretti.....	60, 1972
Graham Fisher.....	55, 2011-14
Pete Fisher.....	35, 1954
Curtis Fitch.....	17, 2015, 2017
Wilson Fitchett.....	59, 2008-11
Cliff Fitte.....	81, 1994
Walker Fitts.....	17, 1936
Fitzgerald.....	1931
Bob Flanigan.....	46, 1972
Fletcher.....	1947
Jabari Fletcher.....	54, 2007-10
Michael Fletcher.....	5, 2023
Wayne Fletcher.....	76, 1967-71
Anthony Flory.....	58, 2015
.....	44, 2016-18
Ed Flowers.....	14, 1936
Roy Floyd.....	53, 1968
Arnold Floyd.....	20, 1978-80
Darrian Floyd.....	31, 2002
Eric Floyd.....	37, 1990-92
Roy Floyd.....	53, 1969-70
Guy Flynt.....	13, 1962-65
Mike Foley.....	58, 1992
Andy Forbis.....	80, 1989-91
Keaton Forbes.....	34, 2018
Devon Ford.....	14, 1973
.....	1, 74-76
Jordan Ford.....	12, 2014-15
James Forney.....	39, 1985
Fortiner.....	1928-29
Charles Fowler.....	13, 1976-79
DaVon Fowlkes.....	22, 2000-04
Leo Fox.....	81, 1957
Wiley Fox.....	49, 1978
Eric Foxx.....	35, 1981
.....	29, 1982
.....	35, 1983-84
Roger Fracker.....	58, 1982-84
Vinson Fraley.....	92, 1992-93
Franklin.....	1930
Franklin.....	33, 1945-46
Desmond Franklin.....	34, 2016
.....	6, 2017-19
B.J. Frazier.....	85, 2007-10
Michael Frazier.....	42, 2009-10, 2012-13
David Freeland.....	98, 1984-85
.....	68, 1986-87
Henry Freeman.....	42, 1947
Jay Freeman.....	89, 1994
Jimmy Freeman.....	40, 1997-2000
Mike Freeman.....	12, 1989
Ray Freeman.....	70, 1995-66
Ted Freeman.....	46, 1954-55
.....	70, 1956
Mark French.....	6, 1978-81
Mark Freshwater.....	40, 1982
Stacey Friel.....	61, 1985-89
Mike Frier.....	94, 1987-88
.....	93, 1990
Tim Frizzell.....	40, 2017
.....	10, 2018-21
Orry Frye.....	64/88, 2008
.....	64, 2009-11
Pete Frye.....	48, 1952
Tim Frye.....	86, 2008-09
Tony Fryer.....	60, 2004
W.J. Fulkerson.....	1928-30
John Fullen.....	88, 1991
.....	32, 1992
Aubrey Fuller.....	16, 1946-47
Bobby Fuller.....	5, 1987-88
Caleb Fuller.....	51, 2014-17
John Fuller.....	38, 1990-92
Rusty Fuller.....	95, 1980-83
Teh'Ron Fuller.....	37, 2015-16
Tyrek Funderburk.....	2, 2023
Furr.....	24, 1940

G

Shirley Gabriel.....	14, 1950-53
Steve Gabriel.....	29, 1949-51
Eric Gaddy.....	65, 1974
Patrick Gaddy.....	74, 2001-02
Don Gaffney.....	15, 1936-38
Pat Gainer.....	21, 1970; 24, 1971
Ed Gainey.....	28, 2008-11
Jay Gallagher.....	97, 1994-96
.....	56, 1997-98
Ray Gama.....	46, 1989-93
John Gamble.....	55, 1952-53
Sam Gammons.....	78, 1957
Charles Gantt.....	41, 1959
Steve Gantt.....	44, 1961
Don Gardiner.....	21, 1957
.....	24, 1959
.....	22, 1960
.....	23, 1961
David Garner.....	81, 1975
.....	54, 1976-78
John Garner.....	80, 1982-83
Mike Garner.....	77, 1976-77; 1979
Treyon Garnett.....	16, 2014-15
Bud Garringer.....	75, 1957
Mike Garris.....	15, 1984
Cole Garrison.....	73, 2017-20
John Garwood.....	22, 1952
.....	53, 1953-56
Jordan Gary.....	81, 2009-10
Tom Gary.....	3, 1975-76
Dwight Gates.....	82, 1972-73
Gebhardt.....	1958
Brandon Gentry.....	93, 1998
.....	85, 1999
John Gentry.....	82, 1963
Thornton Gentry.....	70, 2023
Gentry.....	1958
Charles Gerringier.....	54, 1958-59
Joe Gibbons.....	82, 1970
.....	85, 1971-73
Chris Gibbs.....	10, 1985
Jackson Gibbs.....	9, 2018-20
Latrell Gibbs.....	27, 2014
.....	5, 2015
Miller Gibbs.....	81, 2019-23
Joey Gibson.....	80, 1995-2000
Brad Gierke.....	40, 1996
Cortez Gilbert.....	5, 2006-09
Kennan Gilchrist.....	6, 2013-14, 2016
Gene Gilleland.....	1965
Mark Gilleland.....	73, 1966
.....	53, 1967
.....	70, 1968-69
Phillip Gillespie.....	26, 1998
Weston Gillespie.....	62, 2017-18
Ron Gilliam.....	19, 1992
.....	3, 1993-95
Jim Gilmore.....	78, 1984
Bret Gitter.....	55, 1978-79
Clay Gitter.....	46, 1979-82
Orlester Glanton.....	47, 1985-87
Ansel Glendenning.....	12, 1956
.....	30, 1957
.....	45, 1958-59
Gary Glosson.....	36, 1978-80
Greg Glover.....	55, 1993
Jason Godlewski.....	73, 1996-97
Okon Godwin.....	47, 2015-18
L.G. Goganious.....	42, 1994-96
Andy Goins.....	35, 1974
.....	43, 1975-77
Herb Goins.....	1928-1929; 1932
J. Goins.....	1929-31
Tony Goins.....	22, 1963-64
.....	43, 1965
Mykel Golden.....	83, 2016
Roger Golden.....	25, 1947
Vance Gonzales.....	82, 2004
Stan Goodson.....	3, 1979-82
Todd Goodson.....	61, 1984
Tony Goodwyn.....	7, 1988-91
Brodrick Gooch.....	44, 2022-23
Chuck Gordon.....	92, 1978-81
Chad Gore.....	34, 1991-93
Matt Gore.....	88, 2012
Colby Gossett.....	70, 2014-17
Scott Gouge.....	68, 1991
Arthur Grady.....	54, 1984
Fred Gragg.....	82, 1959
Derrick Graham.....	77, 1985-89
Ross Grall.....	78, 2002-04
Buddy Graober.....	29, 1952

Chris Gravlee.....	69, 1994
Don Gray.....	1966
Alex Gray.....	3, 2013
.....	30, 2014
.....	3, 2015-16
Pat Grayson.....	27, 1985
Bill Green.....	23, 1964-65
Charles Greene.....	1969
Jackson Greene.....	25, 2020-23
Jeff Greene.....	39, 1992-94
.....	96, 1995-96
Mike Greene.....	34, 1967-70
Tim Greene.....	28, 1982-83
Vincent Greene.....	1969
Greene.....	1958
Chandler Greer.....	78, 2016-18
Grier.....	3, 1939-40
Brandon Grier.....	24, 2009-12
Bill Griffin.....	87, 1992
Ben Griffith.....	35, 1952
Griffith.....	1946
Kevin Grinstead.....	88, 1984
.....	15, 1985
Blois Grissom.....	51, 1947-49
J. Grissom.....	1948
Rob Gritter.....	13, 1991
Jim Grkman.....	23, 1971-73
Jack Groce.....	40, 1950-52
Junior Groce.....	40, 1953-54
.....	10, 1955
.....	11, 1956
Chet Groesbeck.....	16, 1972
Groff.....	9, 1938-40
Chad Groover.....	52, 1992-96
Brad Gross.....	47, 1998
.....	30, 1999
Austin Guarino.....	45, 2004-06
Colin Guentensberger.....	47, 2022
Keith Guest.....	2, 1979-80
William Guffey.....	70, 1957
Brock Gulser.....	22, 2017
Allen Guinn.....	8, 1993-96
George Gunter.....	1953
Trent Gustafson.....	93, 1996
Robert Gutknecht.....	74, 1963
David Guy.....	96, 2008
Tony Gwynn.....	76, 1976-77

H

Dino Hackett.....	38, 1982-85
Frank Hagaman.....	82, 1962
Bill Hager.....	54, 1967-70
Owen Hager.....	46, 1947
Kevon Haigler.....	36, 2020-23
Haines.....	1948
Keith Hairston.....	11, 1982-85
Thomas Hairston.....	18, 1985
Matt Halbert.....	91, 1996-99
Hall.....	1931
Hall.....	1946
Hall.....	88, 1957
AJ Hall.....	80, 2021-22
Avery Hall.....	94, 1989-92
Blythe Hall.....	49, 2017-18
Bryan Hall.....	65, 1991
Buck Hall.....	22, 1953-54
.....	18, 1955
Corey Hall.....	24, 1997-2000
Greg Hall.....	13, 2012
Joey Hall.....	24, 1995-96
.....	52, 1997-98
Kendrick Hall.....	80, 1993
.....	11, 1994-96
.....	1, 1997
Logan Hallock.....	16, 2011-14
Hallman.....	1928
Harry Hallyburton.....	1928-31
Greek Halsey.....	1928
Bill Halstead.....	38, 1946-48
Halstead.....	1942
Andre Hamilton.....	37, 2022-23
Emmitt Hamilton.....	20, 1974
Walter Hamilton.....	30, 1975-77
Joe Hamilton.....	89, 1999-2000
Paul Hamilton.....	4, 1978
.....	12, 1979-80
Ray Hamilton.....	14, 1983
Kanen Hamlett.....	86, 2022-23
Mike Hamlett.....	30, 1965-69
Francis Hammersmith.....	53, 1961
Jeff Hammett.....	89, 1992
John Hampton.....	29, 1979-81
Nick Hampton.....	31, 2018-21
.....	9, 2022



Table listing players and their years, including Steve Hampton (1966), Harry Hand (1950), Larry Hand (1960-64), Ronald Hanes (1963), Eddy Hanly (1991-92), Bill Hanner (1965-66), Noah Hannon (2017-20), Kenneth Hansel (1953), Steve Hansel (1969-71), Larry Harbin (1961-64), Terry Harbin (1961-64), Brad Hardee (2007-10), Hardin (1931), Bruce Hardin (1962), Lester Hardin (1947), Phil Hardin (1982-83), Will Hardin (2017-19), Nick Harding (2005, 2007), James Hardman (1983-84), Anderson Hardy (2019-22), Gerard Hardy (1993-97), Mark Hargraves (1982), David Lee Harkey (1962), Jason Harkins (1986), Bill Harkleroad (1970), Jerry Harmon (1972), Tal Harmon (1950), Alanmichael Harkness (2015), DeMarcus Harper (2017-18), Jeff Harper (1978), Randy Harper (1987-88), Mike Harrell (1997), Brendan Harrington (2019-21), Daetrich Harrington (2017-18), Reece Harris (1946), Charles Harris (1942, 1946-47), Corbett Harris (2007-10), Davante Harris (2011-12), Reese Harris (1929-32), Tommy Harris (1972-73), Derek Harrison (1998-99), Devonte Harrison (2019), Bartley Harrold (1954), Jerry Hart (1963), Kevin Hart (1989), Jay Hartley (1928-29), Chuck Hartman (1971-73), Jerry Hartman (1981-84), Pat Hartsell (1963-64), Joe Hartung (2018), Bill Harvey (1956), Harwell (1945-46), Ray Haskett (1969-72), Nate Haskins (2017-18), Jason Hatcher (1993-96), Charlie Haugabrook (1972-73), Doug Haulk (1967), Hawkins (1940, 1942), Brendell Hawkins (2004), J.C. Hawkins (1936-38), Jim Hawkins (1980), Merv Hawkins (1979), Blake Hawthorne (1990-91), Rod Hayden (1965), Jimmy Hayes (1959), Tae Hayes (2015-18), Zareon Hayes (2019), Cahari Haynes (2023), John Haynes (1991), Mack Haynes (1949-53), O.H. Haynes (1962), Roff Hays (1979-80)

Table listing players and their years, including Sterling Hayward (2000-03), Maquel Haywood (2023), Bryon Heath (2005), Dominique Heath (2018), Mark Heath (1974-75), Von Heavner (1986), Jason Hefner (2002), Lewis Hegedus (1936), Jourdan Heilig (2019-22), Brett Heimrich (2011), George Hellstrand (1974), Isaiah Helms (2021), Nikki Helms (1961-63), Tommy Helms (1978-79), Hemphill (1946), Danny Hemric (1966-67), Brett Heimrich (2012), Brian Henden (1987), Ernie Henderson (1976), Jim Henderson (1970), Phil Henderson (1982), Sammy Henderson (2022), Brian Hendren (1988-90), Tom Hendrix (1947-48), Trey Hennessee (2005-08), Ryan Hennessy (2004), Peter Hennigan (2021), Thomas Hennigan (2017-21), Jake Henry (2018-20), Anthony Henson (1990-91), Henson (1937), Pig Henson (1950), Wes Herlocker (2004), David Hernandez (2023), Kenneth Herndon (1983), Thomas Herron (1999-2002), Jason Hertz (2023), David Hervey (2019), Aaron Hester (1995), Michael Hetzel (2022-23), Hiatt (1946), Agee Hiatt (1954), Albert Hiatt (1946-47), Don Hiatt (1951-54), Jarrod Hickman (1937), Jim Hicks (1983, 1973), D'Andre Hicks (2018), Rusty Hicks (1979-82), Lyle Hiers (2019-20), Eddie High (1975-77), Joe Hightower (1961-63), Archie Hill (1984), James Hill (2006-08), Kitt Hill (1990-91), CoCo Hillary (2007), James Hilton (1963), Dave Hinegardner (1982), Roger Hinshaw (1969-71), Conrad Hinson (1928-30), Earl Hinson (1936), Josh Hinson (1983, 1996), Kermit Hinson (1928), Chet Hinton (1982-84), Lloyd Hobbs (1936), Steve Hobbs (1976-79), Dick Hodder (1936-38), Marvin Hodge (1992-96), Tom Hodge (1974), Cedrone Hodges (1995-98), Cooper Hodges (2019-22), Marvin Hoffman (1947), Norman Holder (1952), James Holland (1967), Wayne Holland (1981-82), John Hollar (1940-42, 1946-47)

Table listing players and their years, including Larry Hollaway (1971), J.T. Holleman (2005-06), Will Hollowell (2004), Jonathan Holliday (1998-2000), Andy Hollifield (1992), Ryan Hollifield (1990-92), Chris Holloway (1989-93), Lee Holmes (1992), Holt (1935), Donnie Holt (1973-76), John Holt (2004-07), Sherman Holt (2008-11), George Holmes (1951), Bobby Honeycutt (1979), Dane Honeycutt (1999), J.C. Honeycutt (1946-47), Ben Honnicutt (1947), Sonny Hood (1984), Alvin Hooks (1948-50), Chip Hooks (1991-94), Oswalt Hooper (1928-31), Ken Hooper (1985), John Hooten (1983), Joey Hoover (1998-2002), Francis Hoover (1937-39), Hopkins (1945-46), Deltron Hopkins (2014-16), Santana Hopper (2022-23), Christian Horn (2020-23), Norman Horn (1982-83), Vernon Horne (1965), P. Hornfeck (2019), W. Hornfeck (1937-39), Adam Horton (1999), Carlos Horton (1994-95, 1997), Mike Horton (1970-72), Ronald Horton (1962), Sean Horton (2020), Houser (1928, 1931), Josh Houser (2017-18), A.J. Howard (2014-17), James Howard (1982-83), Titus Howard (2004-07), Clayton Howell (2018-22), Leroy Howell (1980-83), Chivous Hoyle (1928, 1930), Rich Hrenko (1970), Quinn Hubbard (1987-88), Phil Hudson (1936-38), Perry Hudspeth (1968), Jacob Huesman (2021), Ryan Huff (2018-21), James Huffman (1974-76), John Huffman (1994), Tom Huffman (1964), Michael Hughes (2021), Ronny Huit (1997), Jim Humberg (1985, 1987), Doug Humble (1971-73), Ben Hunnicutt (1949), Phil Hunsucker (1956), Rocky Hunt (1996-99), Baer Hunter (2017), Earl Hunter (1996), Jason Hunter (2001-03, 2005), Wes Hunter (1997), Kurt Hurst (1991), Huston (1931), Hutchinson (1945-46)

Table listing players and their years, including Joe Imes (1985-86), Mike Imes (1995-96), Ingram (1957), Curtis Inman (1980-82), Fred Irby (1983-86), Brett Irvin (2007-10), Bill Isaacs (1958-61), Matt Isenhour (2003-06), Keith Isom (1985-87), Blake Israel (1986-88), Will Israel (2018-21), Fred Ivey (1967-68), Mark Ivey (1991-95), Clarence Izzard (1982), Arjai Jackson (1998-2000), Craig Jackson (1982-83), D'Marco Jackson (2018-21), Dexter Jackson (2004-07), EJ Jackson (2023), Jeff Jackson (1987), Josh Jackson (2006-07), Keith Jackson (1987), Sean Jackson (2001-03), Bradley Jacobs (1979), Brian Jacobs (1995-99), Marcus Jamerson (1980), James (1958), Bap Jansen (1997), Derek Jarr (1994), Larry Jarvis (1967), Oval Jaynes (1958-61), Shemar Jean-Charles (2017-20), Brian Jean-Mary (1993-97), Jeffcoat (1930), Wardell Jefferson (1985), Josh Jeffries (1998-2002), Derek Jenkins (1980-84), Johnny Jennings (1987-90), Daniel Jeremiah (1998-2000), Allen Jessup (1934-1937), Johnson (1937-40), Alex Johnson (2010-11), Anthony Johnson (1982), Chris Johnson (1983-85), Chris Johnson (2005-07), Elando Johnson (1994), Elijah Johnson (2021-22), Ethan Johnson (2022-23), Gorm Johnson (1931-33), Joe Johnson (1991), Josh Johnson (2006-08), Justin Johnson (2007-09), Nate Johnson (2023), Ron Johnson (1985-88), Tony Johnson (1983), Victor Johnson (1974, 2016), Zach Johnson (2002-05), Christian Johnstone (2019-21), Leff Joines (1931), Mike Jolley (1997-2000), Shaun Jolly (2019-21), Bob Jones (1952-53), Carey Jones (1996), Corey Jones (2002-04), Dan Jones (1990), Dante Jones (2014), Jack Jones (1951-52), Jason Jones (2008, 2010), Kalan Jones (2011), Malachi Jones (2012-15), Mike Jones (1995-99), Richard Jones (1980), Steven Jones Jr. (2018-20)



..... 6, 2021-22
 Stuart Jones..... 28, 1997-99
 Willie Jones..... 29, 1936
 Ben Jordan..... 84, 2008-11
 Randy Joyce..... 5, 1980; 12, 1981-84
 Robert Joyce..... 53, 1984-87
 Greg Joyner..... 56, 1985-86
 Buddy Joyner..... 1965-66
 Kevin Julian..... 37, 1984
 36, 1985
 37, 1986
 Josh Jurius..... 66, 2008
 96, 2009-10
 Jack Justice..... 11, 1957

K
 Scott Kadlub..... 73, 1992-93
 72, 1994-96
 Steve Kanas..... 20, 1973
 Ray Kannamacher..... 1931-32
 Kaplan..... 1937
 Adam Kassouf..... 99, 2006
 34, 2007-09
 Trey Kavanaugh..... 87, 2012-13
 Lavon Kearns..... 30, 1954
 Robert Keaton..... 23, 1963
 John Keefe..... 14, 1978
 Phil Keener..... 55, 1967-70
 Keeter..... 1946
 John Keeton..... 31, 1975
 83, 1976-78
 Leonard Keever..... 20, 1949
 Jeff Keller..... 12, 1991-92
 10, 1993
 Roesta Keller..... 1956
 Montez Kelley..... 95, 2023
 Roman Kelley..... 14, 1998
 Ronnie Kelley..... 53, 1964
 Wesley Kelly..... 42, 1961; 64, 1962-63
 Zodd Kelly..... 46, 2001-2005
 Wendell Kemp..... 30, 1986-88
 Bob Kendrick..... 28, 1954
 Paul Kenna..... 85, 2004
 Gerald Kennedy..... 16, 2003
 Norman Kennedy..... 83, 1973-75
 Richard Kerbowski..... 87, 1968
 Lorne Kerley..... 68, 1990
 Dwight Kerr..... 21, 1966-69
 Todd Ketrone..... 38, 1979-80
 Carmon Kilbey..... 77, 1962
 Jermaine Kilby..... 26, 1998-2001
 William Kilby..... 23, 1947
 Greg Kilday..... 11, 1976-79
 Daniel Kilgore..... 63/84, 2007
 63, 2008-10
 Earl Killebrew..... 68, 1969-70
 Jay Killen..... 51, 1987-88
 Sami Killman..... 88, 1976-79
 Brian Kimball..... 42, 1983-84
 Jeremy Kimbrough..... 33, 2009-12
 Bob Kime..... 66, 1967-70
 Mike Kimel..... 60, 1967-68
 Ben King..... 80, 2009
 Brian King..... 93, 1994
 Bruce King..... 10, 1973
 Charles King..... 48, 2003-05
 Jimmy King..... 38, 2001
 53, 2003-04
 Mike King..... 13, 2002-06
 Quenton King..... 30, 1990-93
 Jeff Kirby..... 53, 1983
 Harry Kirk..... 45, 1980
 John Kirk..... 36, 1942; 1943-47
 Al Kirkling..... 62, 1970
 Marc Kirkpatrick..... 30, 1984-85
 48, 1986-87
 Robbie Kirkpatrick..... 74, 1972-73
 53, 1974
 Kiser..... 1958
 Jimmy Kiser..... 52, 1952-55
 Steve Kitchens..... 29, 1998-2002
 Wayne Klimauskas..... 24, 1969
 David Knapp..... 41, 1972
 Kendrick Knight..... 46, 2000
 Knott..... 1942
 Brandon Knox..... 87, 2006-08
 Kyle Knox..... 51, 2003-06
 Richard Knox..... 94, 1979-82
 Tim Knox..... 41, 1983-86
 Ricky Kofoed..... 84, 2019
 Kogut..... 1938
 Herbert Koon..... 26, 1952
 Aaron Krah..... 29, 2012-15
 Aaron Krig..... 54, 1994-96
 Tim Krotish..... 74, 1979-80

L
 Paul Labazzetta..... 1966-67
 Harold Lackey..... 21, 1952
 John Lackey..... 1931-33
 Ren Lackey..... 83, 2004
 Chris Lacy..... 37, 1987
 Greg Lair..... 36, 1990-91
 Mitchell Lake..... 49, 2023
 Ed Lakey..... 31, 1953-54
 Harold Lakey..... 21, 1951-54
 Taylor Lamb..... 10, 2014
 11, 2015-17
 Tommy Lamb..... 54, 1971
 Kendall Lamm..... 74, 2011-14
 Aldwin Lance..... 40, 1993-95
 Shane Lance..... 60, 1982
 Bill Landrum..... 71, 1970-72
 Bob Landry..... 67, 1964
 Tommy Langley..... 1966-67
 LaParco..... 1930
 David Larkins..... 85, 2021-23
 Jason LaRose..... 39, 2003
 Reece Larson..... 19, 2022
 21, 2023
 Bob Lassiter..... 12, 1949-51
 Rich Latta..... 77, 1992-94
 Tommy Laurendine..... 12, 1985-87
 John Law..... 35, 2012
 88, 2013-16
 Larry Lawing..... 81, 1962-63
 31, 1964
 Chase Laws..... 11, 2005-07
 David Lawson..... 76, 1985-86
 Dexter Lawson Jr..... 5, 2022
 Andrew Layton..... 2, 2001-02
 Torez Leach..... 49, 2001
 26, 2002-03
 John Leaser..... 42, 1971
 Frank Leatherwood..... 39, 1995-98
 John Leazer..... 42, 1972
 Ledbetter..... 1930
 Leonard Lee..... 31, 1984-87
 Tucker Lee..... 65, 2011-13
 Mark LeGree..... 13, 2007-10
 Jason LeMay..... 89, 2001-02
 Trip Lemmond..... 65, 1988
 James Lentz..... 30, 1956
 Orlando Leon..... 54, 2022
 Tony Leonard..... 98, 1990-91
 Tony Lester..... 68, 2004-06
 Jeff Letino..... 98, 1992
 Zy Letman..... 82, 2016-17
 Jeremy Level..... 1, 2019
 Danny Levi..... 1967
 Eddie Levins..... 65, 1983
 Allen Lewis..... 68, 1968
 Buddy Lewis..... 44, 1988
 Don Lewis..... 70, 1969-71
 Ike Lewis..... 2, 2014-17
 Jon Lewis..... 59, 1996
 Louie Lewis..... 1932
 Quavian Lewis..... 44, 2008-09
 Rudy Lewis..... 20, 1959
 44, 1960
 Lewis..... 1928
 Jaden Lindsay..... 74, 2023
 Don Lineback..... 1963
 Todd Lineberger..... 67, 1984-86
 George Linker..... 20, 1954
 Dan Linney..... 1950
 Joseph Linny..... 1947
 Rick Lippard..... 42, 1954-55
 71, 1956
 Ron Lipscomb..... 80, 1985
 Jermane Little..... 88, 2001
 9, 2002
 82, 2005
 George Livingood..... 51, 1961
 Stanley Livingston..... 1930-31
 Jimmy Lloyd..... 76, 1973
 Justin Lloyd..... 36, 2009-11
 Matt Locke..... 67, 1999-2000
 John Loflin..... 1965-66
 Steve Loflin..... 10, 1969
 30, 1970
 10, 1971-72
 Jamal Londry-Jackson..... 12, 2010-13
 Bill Long..... 13, 1949
 Jim Long..... 24, 1947
 Kenneth Long..... 85, 1968
 Kerner Long..... 26, 1979
 Richard Long..... 33, 2008
 William Long..... 13, 1946-48

Loschiavo..... 29, 1945-46
 Craig Losito..... 96, 1984
 Jamill Lott..... 5, 2010-12
 Louis..... 1931
 Love..... 46, 1994
 Leonard Love..... 22, 2005-08
 Mitchell Love..... 77, 1981-84
 Jamie Lovern..... 68, 1996
 97, 1997-2000
 John Loving..... 72, 1990
 Jaquan Lowman..... 82, 2022
 Joe Lowman..... 58, 2004
 Kenny Lowrance..... 73, 1994
 Rob Loy..... 1930-33
 Travis Lucas..... 44, 2009
 Stanley Lujack..... 18, 1936
 Gabe Luvara..... 63, 1998
 Chris Lyle..... 64, 2022
 Jay Lyles..... 15, 2000-03
 Corey Lynch..... 47, 2003-07
 Dean Lynch..... 44, 1978-81
 Lyons..... 39, 1945-46
 Ernest Lyons..... 39, 1952
 Eugene Lyons..... 35, 1946-48

M
 Brock Macaulay..... 74, 2017
 Fred MacDonald..... 1929-32
 Bruce MacFayden..... 1934
 Ervin Mack..... 32, 1998
 Rico Mack..... 99, 1989-92
 Stephen Machanic..... 48, 2012, 2014
 Cully Macon..... 95, 1984
 Dominick Magazu..... 83, 2008-09
 26, 2010
 Paul Magloire..... 20, 2013
 Lucas Magrini..... 57, 1998
 David Maher..... 40, 1973
 Paul Mac Mahoney..... 1930-33
 Mark Maier..... 92, 1995
 Malcom..... 1937
 Steve Mallard..... 69, 1985
 Madison Malone..... 76, 2015
 John Maloney..... 1965
 Mammorella..... 1946
 Shane Manire..... 92, 2001-02
 83, 2003
 Jake Mann..... 45, 2022
 John Mannino..... 44, 1998-2002
 Manship..... 22, 1937-39
 1, 1940
 Luke Manuel..... 10, 1996-99
 Clint Manuel..... 20, 2003-06
 Dwight Mapes..... 1947
 Jimmie Marks..... 30, 1952-54
 Jeff Marlatt..... 85, 1983
 David Marler..... 89, 1995
 Madison Malone..... 76, 2016
 James Marlowe..... 50, 1955
 74, 1956
 Jeff Marr..... 17, 1994-97
 Ahmani Marshall..... 3, 2022-23
 Chris Marshall..... 78, 2008-11
 Wallace Marshall..... 28, 1989
 Marshall..... 1929
 Bob Martin..... 52, 1947
 Du'Shon Martin..... 9, 2000-01
 Foy Martin..... 25, 1935-36
 Jim Martin..... 46, 1951-53
 Jonathan Martin..... 38, 1987
 Rocky Martin..... 39, 1983
 Sam Martin..... 90, 2009
 27, 2010-12
 Tim Martin..... 34, 1980-82
 Martin..... 29, 1939-40
 Rocky Marton..... 39, 1984
 Jon Marx..... 86, 1990-92
 Glenn Mason..... 1986
 Steve Mason..... 15, 1980
 David Mastin..... 82, 1986
 Mathews..... 1937
 John Mathis..... 1947
 John Mathews..... 50, 2004
 Zach Matics..... 59, 2013-15
 Johnny Matthews..... 37, 1952-53
 34, 1954
 37, 1955
 Bill Maudlin..... 86, 1964-66
 Don Maudlin..... 62, 1960
 81, 1961
 68, 1962
 65, 1963
 Richard Maudlin..... 68, 1964
 Doug Maudlin..... 20, 1957-58

Mayberry..... 1948
 Mike Maybin..... 43, 1974
 11, 1975
 6, 1976-77
 Mark Mayer..... 46, 1994
 Ryan Mayer..... 60, 2002
 William Mayfield..... 27, 2003
 9, 2004-06
 Bill Mayhew..... 43, 1960
 33, 1961-62
 Conner Maynard..... 41, 2023
 Mark Mayo..... 25, 1987-91
 Brady McBride..... 11, 2022
 Phillip McCall..... 26, 1982-83
 Terrence McCall..... 25, 1997
 2, 1998
 Howard McCann..... 24, 1935-36
 Robert McCann..... 1947
 Jacob McCann..... 84, 2013
 Craig McCarter..... 21, 2004
 Cary McCaskill..... 89, 1988
 Bill McClain..... 1965-66
 Matthew McClurg..... 97, 2016
 Howard McComas..... 47, 1988-89
 Everette McConnell..... 1934
 Mac McConnell..... 1932-33
 Scott McConnell..... 25, 1975
 33, 1976-78
 Ken McCoppen..... 44, 1967-69
 Dennis McCorkie..... 22, 1976-79
 Demetrius McCray..... 10, 2009-12
 Randall McCray..... 43, 1987-90
 Eldon McDaniel..... 42, 1973
 Jerome McDaniel..... 38, 1981
 Ryan McDaniel..... 62, 1997
 Jerome McDaniels..... 88, 1982
 Bill McDonald..... 42, 1967-69
 Jay McDonald..... 84, 1975-77
 Jim McDonald..... 7, 1990
 97, 1991
 Ellis McDowell..... 56, 2006
 43, 2008
 Dominique McDuffie..... 18, 2008-11
 Simms McElfresh..... 83, 2012-15
 Thomas McElhattan..... 67, 1960
 Craig McFarland..... 78, 2019-22
 Scott McGhee..... 56, 1991
 David McGlammery..... 40, 1967-70
 Brandon McGowan..... 41, 2011
 22, 2012-14
 Jeff McGowan..... 99, 1993-96
 Chris McGraw..... 2000
 Montez McGuire..... 84, 2014-15
 McIntyre..... 1957
 Phil McKagen..... 61, 1972-73
 McKellar..... 5, 1940
 Bruce McKenna..... 40, 1986
 Larry McKenzie..... 24, 1972-74
 Scott McKesson..... 18, 1986
 McKinney..... 1957
 Cody McKinney..... 53, 2014-15
 Nate McKinney..... 85, 2000-03
 Quinton McKinney..... 45, 1973
 2, 1974-76
 Sam McKinney..... 1929-31
 Steve McKinnon..... 26, 1992
 Clay McKnight..... 81, 2005-08
 Deshawn McKnight..... 48, 2022
 Kevin McLain..... 27, 1996
 Willie McLain..... 21, 1991-95
 Robbie McLaughlin..... 83, 1963
 75, 1964
 P. McLaurin..... 9, 1936
 Terrance McLean..... 49, 2009-10
 25, 2011
 Vic McLean..... 40, 1976-79
 Jalen McLeod..... 35, 2020-22
 Shay McLeod..... 80, 1992
 Eddie McMichael..... 1966
 Doug McMichen..... 1965
 Elias McMurry..... 93, 2015-18
 McNeil..... 1938
 Royce McNeil..... 1950
 Travis McNichols Jr..... 14, 2021
 John McPhaul..... 83, 1991-94
 Trey McQuague..... 70, 1987-88
 Matthew McQuinn..... 26, 2018
 27, 2019
 Danny McSween..... 74, 1974
 Mike Meade..... 1966; 1969
 Shaedon Meadors..... 6, 2014-16
 Marcial Medina..... 37, 2004-05
 Bill Medlin..... 26, 1975-76
 35, 1978



Table listing players and their years: Dan Medlin (59, 1979-81), Ritchie Melchor (20, 1985-89), Chris Melick (94, 1983-86), Chad Melton (10, 1994), Roger Melton (74, 1960), Eric Menefee (28, 1985-88), Tony Mercer (90, 1985), Randy Merritt (33, 1973-75), Arthur Mersch (48, 1997-99), Jim Messer (26, 1985), Carl Messere (68, 1957-58), Michael Metcalfe (41, 2003-04), Bryan Metts (60, 1996-2000), Chad Michael (33, 1999-2000), Emmett Michael (43, 1954), Mike Michael (9, 1978), John Michrose (17, 1956), Doug Middleton (21, 2012-15), Claude Midkiff (31, 1956), Greg Milhouse (8A, 2012), B.M. Miller (62, 1956), Billy Miller (58, 1996-97), Chip Miller (60, 1991-95), Steven Miller (3, 2011-12), Desmond Miller (98, 1998-2001), Josh Miller (65, 2003-06), Dewayne Millner (12, 1957), Pat Mills (71, 2007-10), Pete Mills (45, 1946-49), Jay Millson (3, 1988-92), Charles Mishoe (1947), Jeff Mitchell (22, 1985), Jordan Mitchell (33, 2018-20), Paul Mitchell (73, 1980), Mitch Mitchener (24, 2008), Gene Mobley (51, 2000), Steve Mock (80, 1968-70), Richard Mode (1966-67), Trevor Moffitt (45, 2022-23), Mark Moll (47, 2010-12), Michael Moll (92, 2014), Gabe Montgomery (45, 2019-21), Jack Moody (43, 1952), Brian Moore (81, 1956), Chris Moore (1, 1983-86), Devon Moore (30, 2006), Jarlin Moore (25, 2015-18), Jarvis Moore (82, 1975-77), Jim Moore (30, 1955), Jimmy Moore (1950), Leon Moore (90, 2000-03), Lewis Moore (44, 1952), Mark Moore (24, 1986-89), Pat Moore (67, 1989-91), Raynard Moore (43, 1978-79), Terry Moore (2, 1981), Moore (1931-1933), Moorefield (1930), Bobby Moorhead (65, 1963), Bob Morgon (51, 1955), Brian Moriarty (10, 2000-01), Criss Morris (1987), Kevin Morris (89, 1989-90), Larry Morris (40, 1971), Ray Morris (32, 1950-55), Bob Morrison (86, 1957-58), John Morrison (1931-32), Melvin Morrison (1953), Thomas Morrison (22, 1959), Wayne Morrison (86, 1970), Clyde Morrow (53, 1952), Dennis Moser (10, 1984-85), Jerry Moses (86, 1978-80), Paul Moss (41, 1951-52), Scott Moss (78, 1998), Brian Mower (35, 1999-2002), Press Mull (1946), Ned Mullen (35, 1970-71), Robert Mullen (75, 1975)

Table listing players and their years: Mike Mumper (50, 1976-78), Tom Murdock (22, 1946-48), Jack Murphy (59, 2023), Pat Murphy (QB) (14, 1965-68), Pat Murphy (LB) (47, 1976-78), Sean Murphey (1986), Terrell Murphey (32, 1981), Brian Murphy (96, 1980-82), Scott Murphy (84, 1997-2000), Terrell Murphy (4, 1982-83), W.C. Murphy (92, 1988-91), Marques Murrell (44, 2003-06), Barney Myers (14, 1971-72), Bobby Myers (16, 1980), George Myers (54, 1973-74), Owens (1958)

N

Table listing players and their years: Paul Nance (1987), Harold Nash (15, 1973), Keith Nash (41, 1966-68), Jack Neal (19, 1949-51), Tommy Necessary (12, 1964), David Neeld (31, 1967-70), Jim Neeld (25, 1968), Andre Neely (42, 2000-01), Adam Neiheisel (35, 1994-98), Jack Neil (1948-50), Ryan Neuzil (58, 2017-20), Mike Newbauer (17, 1983-84), Jeff Newcomer (97, 1992), Greg Newhard (1965), Newmeyer (17, 1939-40), Antwonnie Newsome (87, 1990-91), Jacob Newton (77, 2007-08), Joe Newton (78, 1964), Alan Nicely (63, 1973), Mel Nicely (6, 1988-89), Richard Niewzal (1947), Colon Nifong (54, 1951-54), Bjorn Nittmo (29, 1985-88), Nate Noel (20, 2020-21), Travis Noland (18, 1988-90), J.C. Norman (52, 1954), Jim Bob Norman (86, 2004-05), Ron Norman (54, 1972), Wayne Norman (67, 1973), Charles Norris (16, 1979), Cougar Norris (50, 2009-11), Sherrill Norville (21, 1960-63), Nathaniel Norwood (40, 2013-16), Beau Nunn (50, 2014-17), Hunter Nunn (80, 2014-16), Stephen Nunn (88, 1997)

O

Table listing players and their years: O'Toole (23, 1938-40), Jason O'Brien (19, 2000-01), Mid L. O'Hare (1929-30), Johnnie O'Neal (35, 1949-50), Mac O'Neil (1931-32), Billy Oakes (71, 1988), Mark Oakley (69, 1992), Ronnie Odell (37, 1956), John Oehler (1931-32), Brad Ohrt (76, 1990), Mike Oliff (45, 1974-75), Oliver (1935), Grant Oliver (75, 2002-05), Zach Oller (96, 2003), Oliver (29, 2004), Jim Ollis (49, 1952-55), Brandon Olsen (30, 2008-11), John Olsen (68, 1978-80), Mike Olson (48, 1980), Arthur Orlebar (93, 2004-05), Daniel Orlebar (90, 2004-06), Andy Oroneic (33, 1972), Raine Osborne (50, 1997-98), Richie Osteen (52, 1990), Larry Otto (65, 1975), John Overman (87, 1997-99), Kim Owen (15, 1975-76), Owens (1958)

P

Table listing players and their years: Cameron Pack (88, 2017-18), Steven Pack (63, 1997)

Table listing players and their years: Tyler Page (20, 2022), Hansky Pailant (43, 2019-22), Dean Papa (89, 1991), Devin Papenheim (95, 2016-17), Ben Pardue (48, 1988-92), Bo Parham (21, 1974-76), Alvin Parker (31, 1980-83), Andrew Parker (15, 2022), Bob Parker (31, 1954), Dave Parker (22, 1986-87), Joe Parker (34, 1973), Steve Parrish (72, 1976-77), Bill Passan (15, 1955), Stephen Passeggiata (94, 2022), Dave Pastusic (72, 1992), Levi Pate (97, 2009), Joe Patrick (66, 1999-2002), Richard Patrick (32, 1974-75), Torris Patrick (46, 1998-99), Bill Patterson (60, 1974), Chris Patterson (85, 1976-79), Daniel Patterson (67, 1997-98), Ryan Patterson (63, 1962), Steve Patterson (31, 1989-92), Chris Patton (93, 1981-84), Jarrett Paul (9, 2023), Chuck Payne (9, 1996-99), Keith Payne (43, 1973), Russell Payne (81, 1983-86), Todd Payton (4, 1984-87), Andrew Peacock (11, 2010-13), Henry Pearson (88, 2018-22), Chuck Peckolt (5, 1978), William Peebles (66, 1991-94), Ryan Peedin (77, 2004), Jim Peel (12, 1963), John Peel (53, 2000-01), David Pegram (47, 1996-98), Dwayne Pelham (21, 1986-90), Earl Penick (33, 1949), Jack Pennell (50, 1950-53), Ned Pennell (23, 1951-54), Earl Pennick (10, 1946-48), Camerun Peoples (6, 2018-22), Chad Percy (86, 1983), Perkins (1928), Mark Perry (98, 1988-89), Thomas Perry (81, 2000-01), Tony Perry (25, 1992-95), Jay Person (28, 2018), Mike Peterson (1, 1977-78), Robert Pettus (20, 1999), Jake Pfeifer (75, 2000), Chuck Phifer (69, 1986-90), Phillips (1928), Keith Phillips (52, 1985), Michael Phillips (18, 1998-99), Omari Philyaw (16, 2022-23), Dorian Pickett (89, 2019), Dave Pierce (1947-48), Edward Pilcher (50, 1969), Zack Pickard (82, 2011), Brian Pile (80, 1975), Brandon Pinckney (18, 2014), Jacoby Pinckney (8, 2022), Eddie Pinson (27, 1998), Steve Pitt (82, 1984), Bryan Pitts (88, 1992), Ryan Pitts (16, 1993), Scott Pitts (22, 1998), Plaster (1933), Hollice Plotts (73, 1960), Jimmy Plummer (67, 1970), Bob Poe (20, 1954-55), Cecil Poe (29, 1936-38), Tom Polack (19, 1936), Jack Ponis (85, 1957), Terry Poore (72, 1984-87)

Table listing players and their years: Scott Pope (75, 1979), Terry Pope (83, 1961), Mike Portante (74, 2002-05), Chris Porter (10, 1978-81), John Porter (65, 1992-94), Michael Porter (61, 2000-03), Poteat (1938), John Potts (41, 1973), Mark Powell (86, 2011), Preston Powers (37, 1946-48), Seth Powers (88, 1989), Daniel Pratl (53, 2007-08), Gary Preslar (40, 1988-89), DeAndre Presley (2, 2008-11), Stephen Pressley (31, 2001-03), Alex Preston (87, 2000-02), James Price (62, 1961), Jerry Price (66, 1962), Lewis Price (39, 1954), Loren Price (85, 1988-91), Mike Price (73, 1978-79), Mike Price (19, 2018-19), Robby Price (5, 1974-77), Sean Price (14, 2011-12), Lonnie Priest (15, 1954), Ronald Prince (77, 1990-91), Mike Pritchett (24, 1975-78), Ed Privette (16, 1949-51), David Propst (46, 1978), Norman Propst (14, 1947), John Pryor (83, 2000), A'Darius Purifoy (20, 2017-18), Claude Pyyatte (1929-31)

Q

Table listing players and their years: Marshall Quattlebaum (14, 1999-2001), Hal Queen (11, 1967-70), Michael Queen (16, 2017), Marion Query (8, 1936), Brian Quick (8, 2007-11), Ben Quinn (38, 1952-54)

R

Table listing players and their years: Rader (1931), Devin Radford (16, 2008-10), Walter Ragan (17, 1946-48), Alex Ramirez (57, 2005), Shon Ramseur (83, 2005), Tim Ramseur (37, 1998-99), Jayden Ramsey (63, 2022-23), Steve Rankin (5, 1983), John Raptis (91, 2004-07), Julian Rauch (91, 2004-07), Dan Rawls (80, 1986-88), Jerry Raxter (78, 1957-58), Alvin Ray (82, 1978-80), Mickey Ray (49, 1984-87), Karim Razzak (13, 1998-2001), Samad Razzak (30, 2000), Robert Reardon (1965), David Reaves (8, 1997-2000), J.K. Reaves (44, 1989-92), Lance Redding (10, 1987-88), Dezmín Reed (48, 2015-16), Collin Reed (87, 2016-19), Eddie Reeder (95, 1979-81), Charles Reedy (1969), Steve Reep (78, 1976-77), Reese (15, 2008), Austin Reeves (76, 2022), Dustin Reeves (91, 1990), Spencer Reeves (41, 1992-96), Keith Register (7, 1981-84), Cliff Reid (21, 1982-85), Kevin Reid (35, 1985), Brian Reilly (34, 1997-99), Jared Reine (25, 2007, 2009), Chase Reiss (15, 2008), Ted Reitzle (25, 1938-40), Reivis (1930-31), Don Revetta (89, 1970), Greg Revis (44, 1983), Ivan Reyes (63, 2017-19), Ron Reynolds (66, 1971-73)



Ben Rhodarmar	20, 1997-98
Rhodes	1930
Harden Ricci	67, 1983
Jim Rice	78, 1961
	51, 1962
	73, 1964
Rob Rice	36, 1992-93
Steve Rice	93, 1978-80
Richardson	1946
David Richardson	24, 1965-68
George Richardson	53, 1954
Jim Richardson	26, 1936
Kevin Richardson	42, 2004
	28, 2005-07
Roger Richardson	26, 1969-71
Billy Riddle	25, 2004-06, 2008
Chris Riendeau	97, 1981
John Rizer	93, 2009-11
Dick Roberge	53, 1956-57
Dixon Roberts	43, 1949-50
	50, 1954
Eric Roberts	54, 1990-91
Frank Roberts	54, 1985-86
	98, 1987
	86, 1988
John Roberts	92, 1982-83
Kanye Roberts	14, 2023
Mike Roberts	83, 1979-82
Jeremy Robertson	70, 2003-06
Jon Robertson	11, 1998
Robertson	1938-39
Tony Robertson	46, 2006-09
Albert Robillard	31, 1961
Deuce Robinson	96, 2011
	2, 2012-14
Frank Robinson	42, 1956
	66, 1957-58
Kaedin Robinson	2, 2022-23
Mark Robinson	59, 1998-2002
Matt Robinson	35, 1990
O.W. Robinson	14, 1936-37
Will Robinson	4, 1989-93
Tony Robinson	32, 2002
Erik Rockhold	25, 1999-2003
Brian Roebuck	1976
Rogers	1958
David Rogers	13, 1994
Greg Rogers	67, 1979
Nygel Rogers	30, 2001-04
Bob Rollins	52, 1960
	76, 1961
	53, 1962-63
Jacque Roman	40, 2006-09
T.D. Roof	15, 2020-21
Matt Roper	50, 2012
Joel Ross	26, 2011-14
Nick Ross	26, 2019-20
	4, 2021-23
Trey Ross	86, 2018-21
Ross	5, 1939
Gilbert Rossie	75, 1973-74
	66, 1975-76
Jack Roten	33, 1965-68
Hope Rothrauff	6, 1936
Elmo Rothrock	26, 1936-37
Kevin Rothrock	85, 1992
Rougeley	19, 1939
Stuart Royall	8, 1989
Mark Royals	19, 1983-85
Michael Rubino	41, 2016-18
Rucker	23, 1945
Jamar Rucks	95, 2022
Carl Rudisill	1933-35
Matt Ruff	70, 2008-11
Ruffing	1937-40
Rugeley	1938
Brian Rumbley	65, 1995
Bob Russell	67, 1965-68
Darryl Russell	82, 1983
	8, 1984-86
Ethan Ryan	60, 2023
Cory Rycroft	78, 2005, 2007
	83, 2006

S

Robert Sabates	50, 1971
Safrit	2, 1937-40
Markell Samuel	92, 2020-21
	72, 2022-23
Dennis Sanders	79, 1984-87
Sam Sanders	34, 1985-88
Tim Sanders	42, 1985-88
Troy Sanders	31, 2009-10
	9, 2011-12

Michael Sargent	88, 1990
Greg Sasser	11, 1980-81
David Satterfield	54, 1988-89
Scott Satterfield	7, 1992-95
Bonner Satterwhite	81, 1992
Dennis Saunders	11, 1961
	14, 1962-64
Savage	1938
Claude Savage	22, 1955
	44, 1957-58
Will Sawicki	62, 1988-89
Trevor Sawyer	89, 2011
Calvin Sayer	19, 2004
Clif Saylor	51, 1971-72
Reggie Scales	98, 1982
Jimmy Schimpf	28, 1993
	30, 1994
Roger Schock	81, 1969
Terry Schroeder	86, 1967-69
Adam Scott	46, 2011-13
Bobby Scott	47, 1988
Damon Scott	43, 1993-96
E.J. Scott	98, 2017-19
Jim Scott	34, 1964
Lance Scott	90, 1996-98
Mike Scott	79, 1990-91
Terry Scott	1966
Griffin Scroggs	74, 2023
Jack Scroggs	35, 2023
Dustin Seacrist	78, 1994-95
Allen Sears	1976
Justin Seaverns	27, 1998-2001
Edgar Seeley	31, 1962
Fred Sellars	20, 1995-96
John Sellers	72, 1979
Gary Sessoms	70, 1976
John Settle	23, 1983-86
John Sevier	64, 2005-06
Chris Shaffer	17, 2012-13
Andy Shaw	1976
Phillip Shaw	28, 2004
Paul Sheets	68, 1982-85
Bruce Shelton	15, 1970
Greg Shelton	95, 1989-91
Ken Shelton	31, 1960
Brian Shepard	64, 1988
Larry Shepherd	36, 1956
Mike Sherman	84, 1978
George Sherrill	1933-34
Rick Sherrill	1965-67
Shidal	1937
Charles Shields	22, 1994
Dennis Shields	87, 1970
Jonathan Shively	88, 2010-12
Drew Shoaf	52, 2002-04
Fred Shoaf	18, 1952
Roger Shock	10, 1970
Shoemaker	32, 1945-46
Mike Shook	45, 1997
Pat Showalter	80, 1975
	42, 1976-78
Nic Shriner	47, 2013
	42, 2014
Paul Shubert	14, 1969
Shugart	1946
Derrick Shuemake	98, 2011
Hal Shuler	19, 1979-80
Navy Shuler	12, 2021
Junior Sigalo	27, 2015
M. Sigmon	6, 1939-40
W. Sigmon	27, 1939-42
Kevin Sikorski	41, 1989
	96, 1990-93
Tee Sims	42, 2015-17
Larry Simmons	1953
Larry Simmons	32, 1961
	73, 1963; 1965
	52, 1964
Noel Simmons	68, 1988
Simmons	1937
Calvin Simon	44, 1974-77
Rodell Simon	62, 2000-02
Brandon Simpkins	41, 2005-08
Sinclair	1942
Ralph Singleton	1947
Tashion Singleton	41, 2012
	90, 2013
	90, 2015
Dave Skennandore	69, 1984
Daryl Skinner	5, 1997
	1, 1998-99
Rashad Slade	15, 1997
	5, 1998-2000
Devin Slate	94, 2015

Rusty Slate	35, 1986
Nick Sloan	50, 2007
John Small	34, 1946-49
Darian Small	54, 2013-16
Donte Small	8, 2021
Sam Smalls	36, 2000-03
Anthony Smith	11, 1989-92
Bill Smith	69, 1983
Bryant Smith	91, 2000-01
Cory Smith	56, 1987-89
De'Vonta Smith	16, 2017
D.J. Smith	9, 2007-10
Earl Smith	1, 1936-38
Frank Smith	63, 1959
	64, 1960-61
Frank Smith	29, 1954
Fred Smith	27, 1936-39
Henri Smith	2, 1982
Irvin Smith	12, 1936
Jahmir Smith	34, 2021
Jeff Smith	36, 1970-71
Jim Smith	70, 1985
	66, 1986
Johnny Smith	20, 1990-94
Josh Smith	83, 2007
	27, 2008
Kaiden Smith	36, 2017
	13, 2018-21
Leonard Smith	22, 1956
Dustin Smith	50, 1957
Luke Smith	66, 2020-22
Mac Smith	1950; 1953
Mike Smith Jr.	19, 2020-21
Monte Smith	35, 2003
	38, 2004-06
Otis Smith	5, 1993-95
Claude Red Smith	1930-32
Reggie Smith	48, 1979
Ricardo Smith	65, 1979-81
Steve Smith	17, 1978-80
Steve Smith	68, 2008
Struggy Smith	2, 1983-85
Terry Smith	48, 1975
	12, 1976-77
Tim Smith	56, 1989
Tony Smith	14, 1986
Van Smith	39, 1979-82
Wayne Smith	70, 1997-2001
Wesley Smith	39, 1989-91
Will Smith	91, 2012
Bill Smitherman	1953
Steve Snaidman	53, 1973
Dirk Snipes	73, 1987-88
Fred Snipes	62, 1972-74
Jimmy Snowden	96, 1985-88
Gerry Snyder	35, 2022
Tom Sofield	65, 1973
	64, 1974-75
Tommy Sofield	54, 2003-06
Oswaldo Sombo	30, 2014-15
Vince Sooh	73, 1991
	54, 1992
Jason Sowell	92, 1996-2000
Johnny Sowell	20, 1981-84
Chad Sowers	40, 1990-92
Derrick Spangler	81, 1959
Paul Spangler	42, 1990
Joe Sparks	60, 1973
Spaugh	34, 1945-46
Cam Speer	27, 2004-07
Zeb Speir	2, 2017-18
Donovan Spellman	98, 2022
	88, 2023
Derek Spencer	64, 1989-93
Rick Spencer	22, 1971-73
Joe Spikes	33, 1986-90
Spoltore	1946
Alex Spruill	40, 1983
Reggie Spruill	88, 1985-88
Caleb Spurlin	97, 2017-21
Danny Squires	71, 1978-81
Reid Squires	79, 1973
	50, 1974-75
Jerry Stalls	87, 1969
Joe Stalls	63, 1966
	73, 1967-69
Andrew Stamey	12, 2000-01
	84, 2002-04
Bill Stamey	1957
Zach Stamey	41, 1998
	18, 1999-2001
Troy Stankwytch	51, 1998-99
Bill Stanley	24, 1954-55
	40, 1956

Jeff Staples	41, 1988
Reggie Starrett	75, 1956
	77, 1957
Andre Staton	77, 1973
	66, 1974
	77, 1975
	64, 1976
Chandler Staton	91, 2017-21
Mike Staton	55, 1973
	52, 1974-76
Jack Steele	25, 1957-58
Steelman	20, 1945-46
Bob Steelman	81, 1971-73
Danny Stevens	66, 2023
Matt Stevens	45, 1991-95
Andy Stewart	70, 1972-74
Drew Stewart	40, 2011-12
	9, 2013
Hunter Stewart	10, 2006-08
Willie Sticklin	91, 1979
Brenton Stine	19, 1933-37
George Stivender	1967
Brian Stokes	89, 2005-06
Pete Story	1950
Bill Stout	82, 1964
MyQuon Stout	92, 2015-18
K.T. Stovall	93, 1999-2003
Chris Stretch	81, 2004
Dexter Strickland	17, 1989
	19, 1990-91
Mike Strickland	75, 1986-89
Phillip Strickland	37, 2008
	35, 2009-11
Willie Stricklin	91, 1978
Devan Stringer	11, 2014-15
	28, 2016-17
Wes Stringfield	87, 2009
Dalton Stroman	22, 2021-22
	8, 2023
Tom Strother	1967
Chuck Stroup	35, 1979
Rusty Stroupe	32, 1983
John Stuart	51, 1959
Rex Stuart	65, 1960-61
Eugene Styles	40, 1958-59
	13, 1960-61
Randy Styles	83, 1985
Craig Styron	15, 1990-93
A.J. Suber	63, 1998
Xavier Subotsch	39, 2017-21
Bill Suddreth	1965-66
Reece Sugart	40, 1947
Joe Suiter	56, 2002-05
Sullivan	1931
Caden Sullivan	26, 2021-23
Tacoi Sumler	6, 2012
	9, 2013-14
Steve Summer	63, 1982
	61, 1983
Marc Summers	58, 1991
Summey	10, 1939-40
Scott Suttle	66, 2004-07
Bruce Sutton	1966
Clarence Sutton	18, 1993-95
Coen Sutton	83, 2022-23
Corey Sutton	2, 2018-19, 2021
Jay Sutton	16, 1992
	1, 1993-96
Eddie Sutyak	70, 1977-78
Louis Swaba	60, 2009-10
Jason Swaim	82, 1989-90
Tony Swanger	9, 1979
Chris Swecker	10, 1975-77
Pat Swisher	20, 1976-77
Sean Swoope	71, 1989-92

T

Tyrone Talbert	41, 1990-91
Lanston Tanyi	99, 2008-11
Frank Tatum	28, 1949
Kevin Tatum	11, 1997-98
Brad Taylor	40, 1984; 39, 1985
Charles Taylor	47, 1953-54
	43, 1955
	13, 1956
Clint Taylor	36, 1982-83
Demetrius Taylor	48, 2017-19
	9, 2020-21
Jack Taylor	18, 1936
Jesse Taylor	48, 1946-47
	47, 1948-49
Phillip Taylor	1966
Taylor	1933
Joe Temple	43, 1985



Table listing players and their years: Templeton (1946), Henry Tharp (16, 1936), Gary Tharrington (96, 2006-07), Greg Thayer (75, 1997-98), Bradley Thomas (12, 1999-2001), Chris Thomas (43, 2001), etc.

Table listing players and their years: Brian Valentine (49, 1979), Billy Van Aman (4, 1981)

Table listing players and their years: Greg Van Orden (67, 1960-63), Zeb Vance (1929-30), Joe Vance Eller (26, 1954-55), DJ VanHook (10, 2022-23), Page Vannoy (1933-34), etc.

Table listing players and their years under 'W': Bill Waldon (54, 1949), Ethan Waldron (13, 1984-86), Pete Waldrop (65, 1982), Walker (17, 1945-46), Denver Walker (76, 1997), etc.

Table listing players and their years: Tommy Webb (88, 1974-75), Gaither Weeks (79, 1979-81), Jake Welborn (9, 1981-82), Paul Welborn (1953), Bill Welch (14, 1985), Mark Welch (57, 1979), Gene Welcher (48, 1952-53), Paul Wellbourn (12, 1952), Bill Wells (25, 1956), Christian Wells (16, 2020-21), etc.

Table listing players and their years: Glenwood Wilson (63, 1960-61), Howard Wilson (45, 1954), Jay Wilson (75, 1981-84), Jeff Wilson (52, 1989), Justin Wilson (39, 2015), Len Wilson (22, 1934-37), Mike Wilson (72, 1980-83), Roy Wilson (17, 1936), Russell Wilson (54, 1975), etc.



Seasons	Coach	Seasons	OVERALL				Pct.	CONFERENCE				Conference Championships
			W	L	T	Pct.		W	L	T	Pct.	
1928	Graydon Eggers	1	3	6	0	.333	—	—	—	—	—	—
1929-32	C.B. Johnston	4	26	9	7	.702	5	1	0	.833	1 (1931)	
1933-34	Eugene Garbee	2	10	6	1	.618	2	0	0	1.000		
1935-38	Kidd Brewer	4	30	5	3	.829	12	2	1	.833	1 (1937)	
1939/1946	Flucie Stewart	2	13	4	2	.737	7	1	1	.833	1 (1939)	
1940-41	R.W. "Red" Watkins	2	10	9	0	.526	4	5	0	.444		
1942	Beattie Feathers	1	5	2	1	.688	2	2	0	.500		
1945	Francis Hoover	1	1	6	0	.143	1	3	0	.250		
1947-50/52-55	E.C. Duggins	8	57	25	3	.688	40	13	2	.746	3 (1948, '50, '54)	
1951	Press Mull	1	6	3	0	.667	3	3	0	.500		
1956-58	Bob Broome	3	13	16	0	.448	9	9	0	.500		
1959	Bob Breitenstein	1	6	4	0	.600	5	1	0	.833		
1960-64	Jim Duncan	5	31	15	2	.667	20	6	2	.750		
1965-70	Carl Messere	6	34	26	1	.566	10	10	0	.500		
1971-79	Jim Brakefield	9	47	48	4	.495	19	20	2	.488		
1980-82	Mike Working	3	13	18	2	.424	8	11	2	.429		
1983	Mack Brown	1	6	5	0	.545	4	3	0	.571		
1984-88	Sparky Woods	5	38	19	2	.661	25	9	1	.729	2 (1986, '87)	
1989-2012	Jerry Moore	24	215	87	0	.712	144	40	0	.783	10 (1991, '95, '99, 2005, '06, '07, '08, '09, '10, '12)	
2013-18	Scott Satterfield	6	51	24	0	.680	38	10	0	.792	3 (2016, 2017, 2018*)	
2018	Mark Ivey (Interim, NO Bowl)	—	1	0	0	1.000 (bowl)	—	—	—	—		
2019	Elijah Drinkwitz	1	12	1	0	.923	7	1	0	.875	1 (2019*)	
2019-23^	Shawn Clark	4+	35	18	0	.660	22	10	0	.688	^ Coached 2019 bowl; 2021+23 Div. title	
Totals	22 coaches	94	663	356	28	.647	387	160	11	.703	22 league titles (* title game win)	



GRAYDON EGGERS



C.B. JOHNSTON



EUGENE GARBEE



KIDD BREWER



FLUCIE STEWART



RED WATKINS



BEATTIE FEATHERS



FRANCIS HOOVER



E.C. DUGGINS



PRESS MULL



BOB BROOME



BOB BREITENSTEIN



JIM DUNCAN



CARL MESSERE



JIM BRAKEFIELD



MIKE WORKING



MACK BROWN



SPARKY WOODS



JERRY MOORE



SCOTT SATTERFIELD



MARK IVEY



ELIAH DRINKWITZ



SHAWN CLARK

ALL-TIME ASSISTANT COACHES (1956-PRESENT)

Coach	Seasons	Coach	Seasons	Coach	Seasons	Coach	Seasons
Richard Agle	1957	Jim Duncan	1959	Mark Lancaster	1980	Ted Roof	2019
Bill Alheim	1957	Jim Eagan	1980	Roachel Laney	1973, 1976-79	James Rowe	2020
Kevin Barbay	2022	George Edwards	1992-95	Brad Lawing	1983-88	Ken Rucker	1979-81
Anthony Barbour	1997	Graydon Eggers	1929-31	Frank Leaks	1984	Buddy Sasser	1972-76
Butch Baughn	1972	Trey Elder	2010-11	Dwayne Ledford	1984	Scott Satterfield	1998-2008, 2012
Chris Bequette	1990-91	Shawn Elliott	1999-2009	Rocky Lewis	2012	Stacy Searels	1994-2000
Rob Best	1989-2002	Charlie Evans	1990	Erik Link	1999-2001	John Settle	1994
David Bibbe	1984-88	Blake Feldt	1989-93	David Lockwood	2021-22	Billy Simmons	1976-77
Jason Blackoc	2004-06, 2009-12	Devon Fort	1977	Bob Lord	1987	Scott Sloan	2010-17, 2023-
Courtney Braswell	2020	Chris Foster	2012-14	Chad Lunsford	2001-02	D.J. Smith	2018-19
Bob Breitenstein	1957-58, 1960-63	Jimmy Freeman	2001-02	Mike Martin	1971-79	Tim Speakman	2003-04
Jeryl Brixey	1993	Greg Gasparato	2018-19	Bob McClain	2010-11	Kelly Sparger	1976
Scott Brock	2001-02	Lonnie Galloway	2005-07	Carroll McCray	1984-88	Mark Speir	2003-11
Bryan Brown	2012-18	Mark Graham	1993	Eric McDaniel	2024-	Bill Stanley	1959
Steve Brown	1986-87	Brad Glenn	2005-11	Bill McDevitt	1968-69	Justin Stepp	2012-14
David Browning	1989-92	Gary Griffin	1989-92	Steve McGill	1983	Anwar Stewart	2019
Mac Bryan	1982	Jack Groce	1965-71	Mark McHale	1980-85	Jim Sullenberger	1971
Joe Bryson	1960	Mike Haggard	1976	David McKnight	1977-78	Sean Swoope	1993
Buck Buchanan	1971-75	Brian Haines	2020-	Ruffin McNeill	1989-96	Richard Tickle	1966-71
Tim Burke	1981	John Mark Hamilton	2009-11	Carl Messere	1961-64	Scott Tinsley	1985-88
Victor Cabral	2023	Charlie Harbison	2019	Frank Meyer	1961-62	Lance Taylor	2009
Nic Cardwell	2008, 2012, 2018, 2020-21	Jack Henry	1980	Mike Mongelli	1972	Geep Wade	2022
Antonio Carter	2008	Les Herrin	1980	Darrell Moody	1984	Bob Ward	1970-79
Buddy Chandler	1960	Stan Hixon	1983-88	Chris Moore	1995-2011	Lance Ware	2024-
Dick Christopher	1971-72	John Holt	2008-11	Mark Moore	1990	Pat Washington	2019-21
Bill Church	1964-70	Stu Holt	2015-18	George Nazarovitch	1971	Justin Watts	2015-23
Shawn Clark	2016-19	Tim Horton	1990-98	Jason Nichols	2002-04	Brad West	2007-08
Louis Clyburn	1995-98	AJ Howard	2023	Robert Nunn	2020-22	Rod West	2021-
Charles Cojner	1984-86	Terry Humphrey	1983	Danny Nutt	1989	Tommy West	1980-82
Jim Collins	1981-82	Ed Injaychock	1963	Rod Olson	1993-95	Harold Wheeler	1983
Bob Cooper	1970	Mark Ivey	2012-18	John Palermo	1983	Joe Wheeling	1957
Ron Cooper	1983	Lionel James	1995	Steve Patterson	1993-94	Joe Whisonant	1983
Doug Cramer	1964	Ellis Johnson	1984	Tony Petersen	2020	Rick Whitt	1984-88
James Cullivan	1964-65	Joe Johnson	1991-93	Frank Ponce	2013-18, 2021, 2023-	John Wiley	1989-90, 1993-2009
Mike Cummings	2023-	Dale Jones	1996-2018, 2020-22	Terry Poore	1988	Art Wilkins	1985-88
Travis Cunningham	2023-	Travis Jones	1998-2000	Robert Pulliam	1982	Steve Wilks	2001
Lawrence Dawsey	2022-	Tim Karrs	1980-82	J.K. Reaves	1993	Everett Withers	1987
Jim Daye	1968-70	Jerry Kirk	1979	Dustin Reeves	1993	Sparky Woods	1983
Mark DeBastiani	1995-96, 2020-22	John Kirk	1949-60	Steve Reid	1985-87	Thomas Woods	1996
Fisher DeBerry	1971-79	Marc Kirkpatrick	1988	Roger Richardson	1972	Nate Woody	2013-17
Ed Dickerson	1970	Donnie Kirkpatrick	1982-88	Garrett Riley	2019	Ray Wooten	1983
Troy Douglas	1988	David Knaus	1989-93	Bill Rogers	1977	Tony Yeomans	1994
Anthony Downs	1988	Brandon Lacy	2003-04	Wade Rollinson	1980-82		



HALL OF FAMER JERRY MOORE

HEAD COACH: 1989-2012
3 NATIONAL TITLES
TO CONFERENCE TITLES



The winningest coach in App State and Southern Conference history, Jerry Moore compiled a 215-87 record in his 24 seasons at App State from 1989-2012. That run included 10 SoCon championships, 18 postseason appearances and an unprecedented three straight FCS national titles from 2005-07.

Before the 2021 debut at Kidd Brewer Stadium, the Jerry Moore Plaza with a statue honoring the coach was unveiled.

In 31 years overall as a head coach, Moore was 242-135-2. He was inducted into the College Football Hall of Fame in 2014, adding that honor to recognition from the North Carolina Sports Hall of Fame, the Southern Conference Hall of Fame and the App State Athletics Hall of Fame. In 2018, he was also awarded The Order of the Long Leaf Pine, which recognizes "exemplary service to the State of North Carolina."

While he enjoyed success at nearly every stop of his 51-year coaching career, the 24 seasons at App State cemented Moore's standing as one of college football's all-time great mentors.

In leading the Mountaineers to three consecutive national championships from 2005-07, he made App State the first program to ever win three straight titles at the FCS level and the first Division I institution (FCS or FBS) to accomplish the feat in 61 years. App State became the first institution from the state of North Carolina to ever win an NCAA football championship at any level when it defeated Northern Iowa 21-16 in the 2005 national title game, a feat it repeated with wins over Massachusetts (28-17) and Delaware (49-21) in the 2006 and 2007 NCAA Division I Football Championship finals.

Moore also led the Mountaineers to seven SoCon championships in an eight-year span (2005-



10, '12), making App State only the second program to achieve that feat since the league began crowning a champion in 1933. App State won 26 straight conference games from 2007-10.

Additionally, App State became a household name when Moore led his squad to perhaps the biggest and most prominent upset in college football history, a 34-32 triumph over Michigan in the 2007 season opener.

The victory over Michigan, which came into the contest ranked No. 5 in the Associated Press Top 25 poll, marked the first time that an FCS team had ever toppled a nationally ranked FBS opponent. The victory also compelled the AP to change its long-standing history of only accepting votes for FBS teams in its Top 25 poll, which allowed the Mountaineers to become the first FCS team to ever receive votes in the poll, which they did on three occasions in 2007.

Moore is no stranger to individual awards, as he is a three-time American Football Coaches Association Coach of the Year (2005, '06, '07).

He also won the 2006 Eddie Robinson Award (National Coach of the Year) from The Sports Network, is a six-time AFCA Regional Coach of the Year and an eight-time SoCon Coach of the Year.

In 2009, he was named the Liberty Mutual FCS Coach of the Year, which included \$50,000 for Moore's favorite charities and \$20,000 for the App State Alumni Association scholarship fund.

Under Moore, App State players earned all-conference recognition 257 times and received All-America honors on 99 occasions.

In addition to his nearly quarter-century tenure at App State, Moore also served as the head coach at North Texas (1979-80) and Texas Tech (1981-85) and spent 15 seasons on the staffs of legendary mentors Hayden Fry (1965-72 at SMU), Tom Osborne (1973-78 at Nebraska) and Ken Hatfield (1988 at Arkansas). Moore began his coaching career with four seasons as an assistant coach at Corsicana H.S. in Texas (1961-64).

A native of Bonham, Texas, Moore was one of the nation's top receivers at Baylor from 1958-60.

Year	W	L	T	.Pct	PF	PA	Coach
1928	3	6	0	.333	122	149	Graydon Eggers
1929	4	1	3	.688	86	18	C.B. Johnston
1930	8	2	1	.773	189	69	C.B. Johnston
1931	9	2	2	.769	183	86	C.B. Johnston
1932	5	4	1	.550	77	115	C.B. Johnston
1933	7	2	0	.778	146	30	Eugene Garbee
1934	3	4	1	.438	59	76	Eugene Garbee
1935	5	2	2	.667	84	64	Kidd Brewer
1936	8	1	0	.889	296	29	Kidd Brewer
1937	8	1	1	.850	204	7	Kidd Brewer
1938	9	1	0	.900	241	15	Kidd Brewer
1939	7	1	2	.800	269	33	Flucie Stewart
1940	6	4	0	.600	156	136	R.W. Watkins
1941	4	5	0	.444	181	104	R.W. Watkins
1942	5	2	1	.688	140	67	Beattie Feathers
1943	— No Games —						
1944	— No Games —						
1945	1	6	0	.143	53	167	Francis Hoover
1946	6	3	0	.667	202	92	Flucie Stewart
1947	9	1	0	.900	195	64	E.C. Duggins
1948	8	1	1	.850	242	108	E.C. Duggins
1949	9	3	0	.750	262	97	E.C. Duggins
1950	9	2	1	.792	279	134	E.C. Duggins
1951	6	3	0	.667	128	87	Press Mull
1952	2	6	1	.278	112	156	E.C. Duggins
1953	6	4	0	.600	186	138	E.C. Duggins
1954	8	3	0	.727	215	125	E.C. Duggins
1955	6	5	0	.545	193	129	E.C. Duggins
1956	3	6	0	.333	107	165	Bob Broome
1957	4	6	0	.400	100	158	Bob Broome
1958	6	4	0	.600	140	161	Bob Broome
1959	6	4	0	.600	164	141	Bob Breitenstein
1960	8	2	0	.800	158	107	Jim Duncan
1961	7	3	0	.700	156	93	Jim Duncan
1962	4	4	2	.500	131	96	Jim Duncan

Year	W	L	T	.Pct	PF	PA	Coach
1963	6	3	0	.667	176	130	Jim Duncan
1964	6	3	0	.667	163	122	Jim Duncan
1965	5	5	0	.500	123	172	Carl Messere
1966	3	6	1	.350	145	180	Carl Messere
1967	7	3	0	.700	226	212	Carl Messere
1968	8	2	0	.800	409	221	Carl Messere
1969	6	5	0	.545	292	250	Carl Messere
1970	5	5	0	.500	203	223	Carl Messere
1971	7	3	1	.682	284	151	Jim Brakefield
1972	5	5	1	.500	239	232	Jim Brakefield
1973	3	7	1	.318	164	255	Jim Brakefield
1974	6	5	0	.545	204	176	Jim Brakefield
1975	8	3	0	.727	337	233	Jim Brakefield
1976	6	4	1	.591	277	165	Jim Brakefield
1977	2	9	0	.182	195	329	Jim Brakefield
1978	7	4	0	.636	338	297	Jim Brakefield
1979	3	8	0	.273	262	268	Jim Brakefield
1980	6	4	1	.591	273	186	Mike Working
1981	3	7	1	.318	236	201	Mike Working
1982	4	7	0	.364	270	286	Mike Working
1983	6	5	0	.545	212	265	Mack Brown
1984	4	7	0	.364	151	218	Sparky Woods



The 1949 Mountaineers compiled a 9-3 record, including a 21-7 victory against Catawba in the Pythian Bowl.



Year	W	L	T	.Pct	PF	PA	Coach
1985	8	3	0	.727	260	109	Sparky Woods
1986	9	2	1	.792	351	176	Sparky Woods
1987	11	3	0	.786	270	153	Sparky Woods
1988	6	4	1	.591	324	233	Sparky Woods
1989	9	3	0	.750	306	177	Jerry Moore
1990	6	5	0	.545	171	266	Jerry Moore
1991	8	4	0	.667	215	202	Jerry Moore
1992	7	5	0	.583	262	233	Jerry Moore
1993	4	7	0	.364	207	252	Jerry Moore
1994	9	4	0	.692	363	209	Jerry Moore
1995	12	1	0	.923	375	251	Jerry Moore
1996	7	4	0	.636	223	196	Jerry Moore
1997	7	4	0	.623	294	215	Jerry Moore
1998	10	3	0	.769	356	222	Jerry Moore
1999	9	3	0	.750	369	219	Jerry Moore
2000	10	4	0	.714	441	278	Jerry Moore
2001	9	4	0	.692	411	278	Jerry Moore
2002	8	4	0	.667	314	273	Jerry Moore
2003	7	4	0	.636	252	219	Jerry Moore
2004	6	5	0	.545	366	358	Jerry Moore
2005	12	3	0	.800	455	282	Jerry Moore
2006	14	1	0	.933	528	223	Jerry Moore
2007	13	2	0	.867	641	400	Jerry Moore
2008	11	3	0	.786	522	303	Jerry Moore
2009	11	3	0	.786	465	313	Jerry Moore
2010	10	3	0	.769	446	307	Jerry Moore
2011	8	4	0	.667	344	286	Jerry Moore
2012	8	4	0	.667	395	352	Jerry Moore
2013	4	8	0	.333	283	336	Scott Satterfield
2014	7	5	0	.583	428	328	Scott Satterfield
2015	11	2	0	.846	477	248	Scott Satterfield
2016	10	3	0	.846	477	248	Scott Satterfield
2017	9	4	0	.692	435	263	Scott Satterfield
2018	11	2	0	.846	485	201	Scott Satterfield/ Mark Ivey (bowl)
2019	13	1	0	.929	543	280	Elijah Drinkwitz/ Shawn Clark (bowl)
2020	9	3	0	.750	406	240	Shawn Clark
2021	10	4	0	.741	483	310	Shawn Clark
2022	6	6	0	.500	419	321	Shawn Clark
2023	9	5	0	.643	465	378	Shawn Clark
Totals	663	356	28	.647	25,365	18,110	



In 2015, App State became the first Sun Belt team to win 11 games. It capped the season with a win in the Camellia Bowl.

RECORDS BREAKDOWN

Winning Seasons:	73
.500 Seasons:	5
Losing Seasons:	16
Most Consecutive Winning Seasons:	19 (1994-2012)
Most Consecutive Losing Seasons:	2, 2x (1956-67, 1981-82)
Most Victories in a Two-Year Span:	27 (2006-07)
Most Victories in a Three-Year Span:	39 (2005-07)
Most Victories in a Four-Year Span:	50 (2005-08)
Most Victories in a Five-Year Span:	61 (2005-09)

MILESTONE GAMES

Game	Date	Opponent	Score
1	Sept. 29, 1928	at Mountain City	L, 0-26
50	Nov. 25, 1932	at Georgia Southern	L, 0-33
100	Oct. 22, 1938	at Elon	L, 6-7
150	Nov. 10, 1945	vs. High Point	L, 13-31
200	Nov. 4, 1950	at Presbyterian	W, 34-7
250	Oct. 26, 1955	at Guilford	W, 27-6
300	Nov. 5, 1960	vs. Guilford	W, 13-0
350	Nov. 25, 1965	at Southeastern Louisiana	L, 6-54
400	Nov. 14, 1970	vs. Wofford	L, 13-37
450	Oct. 11, 1975	at East Tennessee State	W, 44-21
500	Nov. 17, 1979	vs. Marshall	W, 45-7
550	Oct. 6, 1984	vs. Western Carolina	L, 7-34
600	Oct. 29, 1988	at Marshall	L, 27-30
650	Nov. 28, 1992	at Middle Tennessee State	L, 10-35
700	Sept. 20, 1997	vs. Eastern Kentucky	W, 27-23
750	Sept. 22, 2001	at Wake Forest	L, 10-20
800	Oct. 8, 2005	at Furman	L, 31-34
850	Nov. 8, 2008	at Chattanooga	W, 49-7
900	Oct. 13, 2012	at Samford	W, 28-25
950	Oct. 27, 2016	at Georgia Southern	W, 34-10
1,000	Oct. 31, 2020	at ULM	W, 31-13

MILESTONE VICTORIES

Game	Date	Opponent	Score
1	Oct. 6, 1928	at Wilkesboro	W, 6-0
50	Oct. 31, 1936	vs. Tusculum	W, 45-0
100	Sept. 26, 1947	vs. Newberry	W, 18-7
150	Sept. 26, 1954	vs. Elon	W, 20-6
200	Sept. 21, 1962	vs. Newberry	W, 14-0
250	Oct. 23, 1971	vs. Bluefield State	W, 49-0
300	Sept. 12, 1981	vs. James Madison	W, 45-0
350	Sept. 2, 1989	vs. Gardner-Webb	W, 43-7
400	Oct. 28, 1995	vs. Chattanooga	W, 31-18
450	Sept. 29, 2001	vs. East Tennessee State	W, 33-14
500	Nov. 25, 2006	vs. Coastal Carolina	W, 45-28
550	Sept. 17, 2011	vs. Savannah State	W, 41-6
600	Oct. 14, 2017	vs. Idaho	W, 23-20
650	Sept. 17, 2023	vs. Troy	W, 32-28



SUN BELT CONFERENCE

Year	W	L	T	Finish	PF	PA	Coach
2014	6	2	0	3rd	280	200	Scott Satterfield
2015	7	1	0	2nd	307	165	Scott Satterfield
2016	7	1	0	T-1st	250	94	Scott Satterfield
2017	7	1	0	T-1st	291	175	Scott Satterfield
2018	7	1	0	1st*	255	108	Scott Satterfield
2019	7	1	0	1st*	315	131	Elijah Drinkwitz
2020	6	2	0	3rd^	256	154	Shawn Clark
2021	7	1	0	2nd^	298	143	Shawn Clark
2022	3	5	0	8th^	250	241	Shawn Clark
2023	6	2	0	3rd^	288	206	Shawn Clark
Totals	53	11	0		2,492	1,474	

* denotes won Sun Belt Championship Game

^ denotes overall place in Sun Belt (was 2nd in East Division in 2020, won East Division title in 2021, placed fourth in East in 2022 and won East Division title in 2023 with JMU ineligible for a championship berth)

SOUTHERN CONFERENCE

Year	W	L	T	Finish	PF	PA	Coach
1972	0	3	1	8th	58	90	Jim Brakefield
1973	2	2	0	5th	69	82	Jim Brakefield
1974	4	1	0	2nd	111	65	Jim Brakefield
1975	3	2	0	3rd	155	105	Jim Brakefield
1976	2	2	1	3rd	105	97	Jim Brakefield
1977	1	4	0	6th	89	134	Jim Brakefield
1978	4	2	0	3rd	188	168	Jim Brakefield
1979	3	4	0	5th	187	150	Jim Brakefield
1980	4	2	1	3rd	152	110	Mike Working
1981	1	5	1	7th	117	143	Mike Working
1982	3	4	0	4th	164	182	Mike Working
1983	4	3	0	4th	137	166	Mack Brown
1984	2	5	0	7th	90	145	Sparky Woods
1985	6	1	0	2nd	159	51	Sparky Woods
1986	6	0	1	1st	173	92	Sparky Woods
1987	7	0	0	1st	165	70	Sparky Woods
1988	4	3	0	4th	225	140	Sparky Woods
1989	5	2	0	2nd	173	102	Jerry Moore
1990	5	2	0	2nd	135	94	Jerry Moore
1991	6	1	0	1st	156	97	Jerry Moore
1992	5	2	0	2nd	166	126	Jerry Moore
1993	4	4	0	4th	180	190	Jerry Moore
1994	6	2	0	2nd	236	130	Jerry Moore
1995	8	0	0	1st	221	140	Jerry Moore
1996	5	3	0	4th	173	160	Jerry Moore
1997	6	2	0	2nd	214	144	Jerry Moore
1998	6	2	0	2nd	214	91	Jerry Moore
1999	7	1	0	t-1st	263	121	Jerry Moore
2000	6	2	0	2nd	293	152	Jerry Moore
2001	6	2	0	3rd	227	153	Jerry Moore
2002	6	2	0	2nd	242	173	Jerry Moore
2003	6	2	0	t-2nd	204	123	Jerry Moore
2004	4	3	0	t-3rd	234	210	Jerry Moore
2005	6	1	0	1st	271	117	Jerry Moore
2006	7	0	0	1st	255	98	Jerry Moore
2007	5	2	0	t-1st	310	215	Jerry Moore
2008	8	0	0	1st	323	152	Jerry Moore
2009	8	0	0	1st	279	155	Jerry Moore
2010	7	1	0	t-1st	281	173	Jerry Moore
2011	6	2	0	t-2nd	220	174	Jerry Moore
2012	6	2	0	t-1st	255	238	Jerry Moore
2013	4	4	0	t-4th	226	210	Scott Satterfield
Totals	204	57	5		7,419	5,387	

SOUTHERN CONFERENCE BREAKDOWN

Winning Seasons: 32
.500 Seasons: 4
Losing Seasons: 6
Consecutive Winning Seasons: 19 (1994-2013)
Consecutive Losing Seasons: 2 (1981-82)
Consecutive Non-Losing Seasons: 27 (1985-2013)
Most Victories in a Season: 8 (1995, 2008, 2009)
Most Victories in a Two-Year Span: 16 (2008-09)
Most Victories in a Three-Year Span: 23 (2008-10)
Most Victories in a Four-Year Span: 29 (2008-11)
Conference Titles: 12
 (1986, 1987, 1991, 1995, 1999, 2005, 2006, 2007, 2008, 2009, 2010, 2012)

NORTH STATE/CAROLINAS CONFERENCE*

Year	W	L	T	Finish	PF	PA	Coach
1930	1	1	1	—	80	38	C.B. Johnston
1931	3	0	0	1st	33	6	C.B. Johnston
1932	2	1	0	2nd	26	19	C.B. Johnston
1933	1	0	0	—	15	0	Eugene Garbee
1934	1	0	0	—	6	0	Eugene Garbee
1935	1	0	1	—	12	0	Kidd Brewer
1936	3	1	0	2nd	86	16	Kidd Brewer
1937	5	0	0	1st	100	0	Kidd Brewer
1938	3	1	0	3rd	81	9	Kidd Brewer
1939	3	0	1	1st	106	13	Flucie Stewart
1940	2	2	0	3rd	77	28	R.W. Watkins
1941	2	3	0	4th	92	67	R.W. Watkins
1942	2	2	0	3rd	71	34	Beattie Feathers
1943				— No Games —			
1944				— No Games —			
1945	1	3	0	3rd	32	105	Francis Hoover
1946	4	1	0	2nd	117	40	Flucie Stewart
1947	6	1	0	2nd	131	57	E.C. Duggins
1948	7	0	1	1st	216	87	E.C. Duggins
1949	6	2	0	2nd	153	63	E.C. Duggins
1950	7	0	1	1st	177	54	E.C. Duggins
1951	3	3	0	4th	76	68	Press Mull
1952	2	4	0	5th	71	76	E.C. Duggins
1953	3	3	0	4th	92	93	E.C. Duggins
1954	6	0	0	1st	127	53	E.C. Duggins
1955	3	3	0	4th	86	61	E.C. Duggins
1956	3	3	0	3rd	87	98	Bob Broome
1957	2	4	0	5th	45	98	Bob Broome
1958	4	2	0	2nd	94	86	Bob Broome
1959	5	1	0	2nd	115	58	Bob Breitenstein
1960	5	1	0	2nd	109	56	Jim Duncan
1961	5	1	0	2nd	92	45	Jim Duncan
1962	2	1	2	3rd	72	51	Jim Duncan
1963	4	1	0	3rd	87	47	Jim Duncan
1964	4	2	0	2nd	122	101	Jim Duncan
1965	3	3	0	5th	58	79	Carl Messere
1966	2	5	0	7th	111	133	Carl Messere
1967	5	2	0	2nd	158	146	Carl Messere
Totals	121	57	7		3,213	1,985	

* The North State Conference was formed in 1930 and became the Carolinas Conference in 1961.

NORTH STATE/CAROLINAS CONFERENCE BREAKDOWN

Winning Seasons: 21
.500 Seasons: 9
Losing Seasons: 5
Consecutive Winning Seasons: 9 (1931-39)
Consecutive Losing Seasons: none
Consecutive Non-Losing Seasons: 10 (1931-40)
Most Victories in a Season: 7 (1948, 1950)
Most Victories in a Two-Year Span: 13 (1947-48, 1948-49, 1949-50)
Most Victories in a Three-Year Span: 20 (1948-50)
Conference Titles: 6 (1931, 1937, 1939, 1948, 1950, 1954)

SMOKY MOUNTAIN CONFERENCE^

Year	W	L	T	Finish	PF	PA	Coach
1935	3	2	0	3rd	57	58	Kidd Brewer
1936	4	0	0	2nd	98	15	Kidd Brewer
1937	4	0	1	2nd	118	0	Kidd Brewer
Totals	11	2	1		273	73	

^ App State played co-currently in the North State Conference and Smoky Mountain Conference from 1935-37.



1928

HEAD COACH GRAYDON EGGERS

3-6 OVERALL

INDEPENDENT

Table with 3 columns: Date, Opponent, Result. Rows include games at Mountain City, Wilkesboro, Morganton, Rutherford, Lees-McRae, Bluefield (Va.), Mt. Park, Belmont Abbey, and East Tennessee State.

1929

HEAD COACH C.B. JOHNSTON

4-1-3 OVERALL

INDEPENDENT

Table with 3 columns: Date, Opponent, Result. Rows include games at Carson-Newman, Catawba, East Tennessee State, Bluefield (Va.), North Georgia, Belmont Abbey, vs. Rutherford, and Boiling Springs.

1930

HEAD COACH C.B. JOHNSTON

8-2-1 OVERALL

1-1-1 NORTH STATE CONFERENCE

Table with 3 columns: Date, Opponent, Result. Rows include games vs. Lincoln Memorial, at King, at Tusculum, at Catawba, Atlantic Christian, West Liberty, at Navy Apprentice, at Atlantic University, at High Point, Boiling Springs, and at Piedmont.

! First-ever night game for App State

1931

HEAD COACH C.B. JOHNSTON

9-2-2 OVERALL

3-0 NORTH STATE CONFERENCE CHAMPION

Table with 3 columns: Date, Opponent, Result. Rows include games at Campbell, at Lenoir-Rhyne, at High Point, at King, Piedmont, at Catawba, at Naval Apprentice, at Langley Field, at Maryville, Bowden, Concord, at Glensville State, and at Catawba.

No Game Designation (Charlotte, N.C.)

1932

HEAD COACH C.B. JOHNSTON

5-4-1 OVERALL

2-1 NORTH STATE CONFERENCE, SECOND PLACE

Table with 3 columns: Date, Opponent, Result. Rows include games at NC State, Concord State, at Lenoir-Rhyne, vs. Catawba, at Parris Island Marines, at High Point, at Maryville, at Langley Field, at Georgia Southern, and at East Carolina.

^ 22 players played at Langley Field, 22 at Ga. Southern

1933

HEAD COACH EUGENE GARBEE

7-2 OVERALL

1-0 NORTH STATE CONFERENCE

Table with 3 columns: Date, Opponent, Result. Rows include games at Erskine, at Milligan, Glensville State, at Western Carolina, Piedmont, vs. King, Concord, at Tusculum, and at East Carolina.

1934

HEAD COACH EUGENE GARBEE

3-4-1 OVERALL

1-0 NORTH STATE CONFERENCE

Table with 3 columns: Date, Opponent, Result. Rows include games at Milligan, Erskine, at Western Carolina, East Carolina, at Georgia Southern, at Concord, Tusculum, and at Southern College.

1935

HEAD COACH KIDD BREWER

5-2-2 OVERALL

1-0-1 NORTH STATE CONFERENCE (*)

3-2 SMOKY MOUNTAIN CONFERENCE, THIRD (#)

Table with 3 columns: Date, Opponent, Result. Rows include games at Lenoir-Rhyne, Piedmont, Cumberland, at Milligan, at Western Carolina, East Tennessee State, Georgia Southern, at Tusculum, and at East Carolina.

1936

HEAD COACH KIDD BREWER

8-1 OVERALL

3-1 NORTH STATE CONFERENCE, SECOND (*)

4-0 SMOKY MOUNTAIN CONFERENCE, SECOND (#)

Table with 3 columns: Date, Opponent, Result. Rows include games at Piedmont, at Lenoir-Rhyne, Guilford, at Western Carolina, Georgia Southern, Tusculum, at Catawba, at East Tennessee State, and at Cumberland.

1937

HEAD COACH KIDD BREWER

8-1-1 OVERALL

5-0 NORTH STATE CONFERENCE CHAMPION (*)

4-0-1 SMOKY MOUNTAIN CONFERENCE, SECOND (#)

Table with 3 columns: Date, Opponent, Result. Rows include games at Cumberland, at Lenoir-Rhyne, Carson-Newman, East Tennessee State, Elon, at Tusculum, at Western Carolina, at Guilford, and vs. Catawba.

No Game Designation (Biloxi, Miss.)

D3 at Southern Miss L 0-7

§ at Hickory, N.C.

1938

HEAD COACH KIDD BREWER

9-1 OVERALL

3-1 NORTH STATE CONFERENCE, THIRD

Table with 3 columns: Date, Opponent, Result. Rows include games at Newberry, at Carson-Newman, High Point, vs. Elon, Western Carolina, Tusculum, at Lenoir-Rhyne, at East Carolina, and at Cumberland.

No Game Designation (Winston-Salem, N.C.)

D3 Moravian W 20-0

§ at Greensboro, N.C.

1939

HEAD COACH FLUCIE STEWART

7-1-2 OVERALL

3-0-1 NORTH STATE CONFERENCE CHAMPION

Table with 3 columns: Date, Opponent, Result. Rows include games vs. Rollins, Carson-Newman, at Newberry, at Western Carolina, at High Point, King, vs. Elon, at Lenoir-Rhyne, Georgia Southern, vs. East Carolina, and at Asheville, N.C.

^ at Greensboro, N.C.

% at Morganton, N.C.

1940

HEAD COACH R.W. "RED" WATKINS

6-4 OVERALL

2-2 NORTH STATE CONFERENCE, THIRD

Table with 3 columns: Date, Opponent, Result. Rows include games at Tampa, at North Carolina, vs. Carson-Newman, Elon, at Western Carolina, Newberry, King, at Rollins, at Lenoir-Rhyne, and vs. Guilford.

§ at Johnson City, Tenn.

^ at Morganton, N.C.



ALL-TIME RESULTS

1941

HEAD COACH R.W. "RED" WATKINS

4-5 OVERALL

2-3 NORTH STATE CONFERENCE, FOURTH

Date	Opponent	Result
S 19	at Newberry	W 14-12
S 27	Arkansas A&M	W 67-0
O 4	King	L 2-15
O 11	* Western Carolina	W 35-0
O 17	*\$ vs. Catawba	L 19-20
O 24	* at Lenoir-Rhyne	L 6-20
N 7	at Tampa	L 6-10
N 15	* at High Point	W 26-0
N 27	* at Elon	L 6-26

\$ Winston-Salem, N.C.

1942

HEAD COACH BEATTIE FEATHERS

5-2-1 OVERALL

2-2 NORTH STATE CONFERENCE, THIRD

Date	Opponent	Result
S 18	at Naval Apprentice	W 16-13
O 3	\$ at Camp Davis	T 13-13
O 10	* High Point	W 27-0
O 27	* Catawba	L 0-7
O 31	* at High Point	W 44-0
N 6	Newberry	W 20-0
N 14	at Maryville	W 20-7
N 26	* at Catawba	L 0-26

\$ at Wilmington, N.C.

1943-44

No games due to World War II

1945

HEAD COACH FRANCIS HOOVER

1-6 OVERALL

1-3 NORTH STATE CONFERENCE, THIRD

Date	Opponent	Result
S 28	at Milligan	L 7-26
O 6	Milligan	L 7-9
O 20	Oak Ridge Military Police	L 7-27
O 27	* High Point	L 12-13
O 27	* at Guilford	W 7-6
N 3	*\$ vs. Catawba	L 0-55
N 10	* at High Point	L 13-31

\$ at Winston-Salem, N.C.

1946

HEAD COACH FLUCIE STEWART

6-3 OVERALL

4-1 NORTH STATE CONFERENCE, SECOND

Date	Opponent	Result
S 21	Newberry	W 28-19
O 5	* Elon	W 40-0
O 12	* High Point	W 10-6
O 19	*\$ at Catawba	L 6-28
O 26	Erskine	W 50-6
N 2	* at Lenoir-Rhyne	W 19-7
N 9	* at Western Carolina	W 42-6
N 16	at Milligan	L 0-6
N 23	at Presbyterian	L 7-14

\$ at Winston-Salem, N.C.

1947

HEAD COACH E.C. DUGGINS

9-1 OVERALL

6-1 NORTH STATE CONFERENCE, SECOND

Date	Opponent	Result
S 19	*\$ at Guilford	W 23-12
S 26	at Newberry	W 18-7
O 4	* at Elon	W 21-13
O 11	* Lenoir-Rhyne	W 22-0
O 18	*\$ Catawba	L 0-19
O 25	* Atlantic Christian	W 33-6
N 1	Emory & Henry	W 19-0
N 8	* Western Carolina	W 20-0
N 15	at Milligan	W 27-0
N 27	* at High Point	W 12-7

\$ at Winston-Salem, N.C.

1948

HEAD COACH E.C. DUGGINS

8-1-1 OVERALL

7-0-1 NORTH STATE CONFERENCE CHAMPION

Date	Opponent	Result
S 18	*\$ Guilford	W 21-14
S 25	*\$ vs. Western Carolina	W 14-13
O 1	* Elon	W 33-13
O 7	* at Lenoir-Rhyne	T 14-14
O 16	*\$ vs. Catawba	W 20-13
O 23	* High Point	W 40-14
O 30	at Emory & Henry	W 24-14
N 6	* East Carolina	W 47-0
N 13	* at Atlantic Christian	W 27-6

Burley Bowl (Johnson City, Tenn.)

N 20 West Chester State L 2-7

\$ Winston-Salem, N.C.

% Asheville, N.C.

1949

HEAD COACH E.C. DUGGINS

9-3 OVERALL

6-2 NORTH STATE CONFERENCE, SECOND

Date	Opponent	Result
S 10	Naval Apprentice	W 35-0
S 17	*\$ vs. Guilford	L 12-13
S 24	* Western Carolina	L 6-13
S 30	* at Elon	W 14-0
O 6	* Lenoir-Rhyne	W 19-6
O 15	*\$ vs. Catawba	W 12-6
O 21	* at High Point	W 21-7
O 29	at Newberry	W 41-6
N 5	* at East Carolina	W 35-18
N 12	* Atlantic Christian	W 34-0
N 19	at Morris Harvey	L 12-21

Pythian Bowl (Salisbury, N.C.)

D 10 at Catawba W 21-7

\$ Winston-Salem, N.C.

1950

HEAD COACH E.C. DUGGINS

9-2-1 OVERALL

7-0-1 NORTH STATE CONFERENCE CHAMPION

Date	Opponent	Result
S 16	*\$ Guilford	W 32-2
S 23	* at Western Carolina	W 13-6
S 30	* Elon	T 14-14
O 7	* at Lenoir-Rhyne	W 20-18
O 14	*\$ Catawba	W 9-7
O 21	* High Point	W 35-0
O 28	at Tampa	W 36-19
N 4	* East Carolina	W 20-0
N 9	at Presbyterian	W 34-7
N 11	* at Atlantic Christian	W 34-7

Burley Bowl (Johnson City, Tenn.)

N 23 vs. Emory & Henry L 6-26

Pythian Bowl (Salisbury, N.C.)

D 9 vs. West Liberty L 26-28

\$ Winston-Salem, N.C.

1951

HEAD COACH PRESS MULL

6-3 OVERALL

3-3 NORTH STATE CONFERENCE, FOURTH

Date	Opponent	Result
S 15	*\$ Guilford	W 20-0
S 22	* Western Carolina	W 26-6
S 29	* at Elon	L 6-20
O 6	* Lenoir-Rhyne	L 0-20
O 13	*\$ Catawba	L 0-2
O 26	at Tampa	W 14-13
N 3	* at East Carolina	W 24-20
N 10	Erskine	W 20-0
N 17	Newberry	W 18-6

\$ Winston-Salem, N.C.

1952

HEAD COACH E.C. DUGGINS

2-6-1 OVERALL

2-4 NORTH STATE CONFERENCE, FIFTH

Date	Opponent	Result
S 20	*\$ Guilford	W 13-12
S 27	*\$ vs. Western Carolina*	W 20-12
O 4	* Elon	L 7-13
O 11	* at Lenoir-Rhyne	L 12-14
O 18	*\$ Catawba	L 0-3
O 25	* at East Tennessee State	T 27-27
N 1	* East Carolina	L 19-22
N 8	at Tampa	L 0-19
N 15	Charleston (W. Va.)	L 13-34

\$ Asheville, N.C.

Winston-Salem, N.C.

1953

HEAD COACH E.C. DUGGINS

6-4 OVERALL

3-3 NORTH STATE CONFERENCE, FIFTH

Date	Opponent	Result
S 19	*\$ Guilford	L 12-14
S 26	* Western Carolina	W 7-6
O 3	* at Elon	W 21-19
O 10	* Lenoir-Rhyne	W 32-6
O 17	*\$ Catawba	L 13-14
O 24	Emory & Henry	W 14-6
O 31	* at East Carolina	L 7-40
N 7	East Tennessee State	L 19-21
N 13	at Charleston (W.Va.)	W 26-6
N 21	Tampa	W 35-12

Winston-Salem, N.C.

1954

HEAD COACH E.C. DUGGINS

8-3 OVERALL

6-0 NORTH STATE CONFERENCE CHAMPION

Date	Opponent	Result
S 18	*\$ Guilford	W 19-6
S 25	*\$ at Western Carolina	W 27-7
O 2	* Elon	W 20-6
O 9	* at Lenoir-Rhyne	W 21-14
O 16	* Catawba	W 27-13
O 23	at Emory & Henry	W 21-0
O 30	* East Carolina	W 13-7
N 13	Presbyterian	L 7-14
N 20	at Tampa	L 20-25

Burley Bowl (Johnson City, Tenn.)

N 25 at East Tennessee State W 28-13

Elks Bowl (Raleigh, N.C.)

D 11 vs. Newberry L 13-20

\$ Asheville, N.C.

Winston-Salem, N.C.

1955

HEAD COACH E.C. DUGGINS

6-5 OVERALL

3-3 NORTH STATE CONFERENCE, FOURTH

Date	Opponent	Result
S 10	Newport News Apprentice	W 46-7
S 24	* Western Carolina	L 6-7
O 1	* at Elon	W 19-0
O 8	* Lenoir-Rhyne	L 13-26
O 15	* at Catawba	W 21-19
O 22	Emory & Henry	W 26-0
O 29	* at East Carolina	L 0-13
N 5	* at Guilford	W 27-6
N 12	Presbyterian	W 35-6
N 19	at Tampa	L 0-38

Burley Bowl (Johnson City, Tenn.)

N 24 at East Tennessee State L 0-7



1956

HEAD COACH BOB BROOME

3-6 OVERALL

3-3 NORTH STATE CONFERENCE, THIRD

Table with 3 columns: Date, Opponent, Result. Rows include S 22 *\$ vs. Western Carolina, S 29 * Elon, O 6 * Lenoir-Rhyne, O 13 * at Catawba, O 20 at Emory & Henry, O 27 * at East Carolina, N 3 * Guilford, N 10 at Presbyterian, N 17 at Tampa, \$ Asheville, N.C.

1957

HEAD COACH BOB BROOME

4-6 OVERALL

2-4 NORTH STATE CONFERENCE, FIFTH

Table with 3 columns: Date, Opponent, Result. Rows include S 14 Presbyterian, S 21 East Tennessee State, S 28 * Western Carolina, O 5 * at Elon, O 12 * at Lenoir-Rhyne, O 19 * Catawba, O 26 at Emory & Henry, N 2 * East Carolina, N 9 * at Guilford, N 16 at Tampa.

1958

HEAD COACH BOB BROOME

6-4 OVERALL

4-2 NORTH STATE CONFERENCE, SECOND

Table with 3 columns: Date, Opponent, Result. Rows include S 20 at East Tennessee State, S 27 * at Western Carolina, O 4 * Elon, O 11 * at Lenoir-Rhyne, O 18 * Catawba, O 25 Emory & Henry, N 1 * at East Carolina, N 8 * Guilford, N 15 at Presbyterian, N 22 Tampa.

1959

HEAD COACH BOB BREITENSTEIN

6-4 OVERALL

5-1 NORTH STATE CONFERENCE, SECOND

Table with 3 columns: Date, Opponent, Result. Rows include S 19 at Emory & Henry, S 26 * Western Carolina, O 3 * at Elon, O 10 * Lenoir-Rhyne, O 17 * at Catawba, O 24 Carson-Newman, O 31 * at East Carolina, N 7 * at Guilford, N 14 Presbyterian, N 21 at Tampa.

1960

HEAD COACH JIM DUNCAN

8-2 OVERALL

5-1 NORTH STATE CONFERENCE, SECOND

Table with 3 columns: Date, Opponent, Result. Rows include S 17 Emory & Henry, S 24 * at Western Carolina, O 1 * Elon, O 8 * at Lenoir-Rhyne, O 15 * Catawba, O 22 at Carson-Newman, O 29 * East Carolina, N 5 * Guilford, N 12 at Wofford, N 19 at Tampa.

1961

HEAD COACH JIM DUNCAN

7-3 OVERALL

5-1 NORTH STATE CONFERENCE, SECOND

Table with 3 columns: Date, Opponent, Result. Rows include S 16 at Emory & Henry, S 23 *\$ vs. Western Carolina, S 30 * at Elon, O 7 *% vs. Lenoir-Rhyne, O 14 * at Catawba, O 21 # vs. Carson-Newman, O 28*& vs. East Carolina, N 4 * at Guilford, N 11 at Presbyterian, N 18 at Tampa, \$ Asheville, N.C., % Charlotte, N.C., # Lenoir, N.C., & Hickory, N.C.

1962

HEAD COACH JIM DUNCAN

4-4-2 OVERALL

2-1-2 NORTH STATE CONFERENCE, THIRD

Table with 3 columns: Date, Opponent, Result. Rows include S 15 Emory & Henry, S 22 *\$ vs. Western Carolina, S 29 * Elon, O 6 * at Lenoir-Rhyne, O 13 * Catawba, O 20 at Carson-Newman, O 27 at East Carolina, N 3 * Guilford, N 10 at Presbyterian, N 24 at Tampa, \$ Asheville, N.C.

1963

HEAD COACH JIM DUNCAN

6-3 OVERALL

4-1 CAROLINAS CONFERENCE, THIRD

Table with 3 columns: Date, Opponent, Result. Rows include S 14 at Wofford, S 21 * Newberry, S 28 * Western Carolina, O 5 * at Elon, O 12 * Lenoir-Rhyne, O 19 * at Catawba, O 26 Carson-Newman, N 2 at Northwestern State, N 16 at Emory & Henry.

1964

HEAD COACH JIM DUNCAN

6-3 OVERALL

3-2 CAROLINAS CONFERENCE, THIRD

Table with 3 columns: Date, Opponent, Result. Rows include S 19 * at Newberry, S 26 * at Western Carolina, O 3 * Elon, O 10 * at Lenoir-Rhyne, O 17 * Catawba, O 24 at Carson-Newman, O 31 Wofford, N 7 at Presbyterian, N 14 Emory & Henry.

1965

HEAD COACH CARL MESSERE

5-5 OVERALL

3-3 CAROLINAS CONFERENCE, FIFTH

Table with 3 columns: Date, Opponent, Result. Rows include S 18 * Newberry, S 25 * Western Carolina, O 2 * at Elon, O 9 * Lenoir-Rhyne, O 16 * at Catawba, O 23 Carson-Newman, O 30 at Wofford, N 6 * Presbyterian, N 13 at Emory & Henry, N 25 at Southeast Louisiana.

1966

HEAD COACH CARL MESSERE

3-6-1 OVERALL

2-5 CAROLINAS CONFERENCE, SEVENTH

Table with 3 columns: Date, Opponent, Result. Rows include S 17 * at Newberry, S 24 * at Western Carolina, O 1 * Elon, O 8 * at Lenoir-Rhyne, O 15 * Catawba, O 22 at Carson-Newman, O 29 Wofford, N 5 * at Presbyterian, N 12 Emory & Henry, N 24 * at Guilford.

1967

HEAD COACH CARL MESSERE

7-3 OVERALL

5-2 CAROLINAS CONFERENCE, SECOND

Table with 4 columns: Date, Opponent, Result, Atten. Rows include S 16 * Newberry, S 23 * Western Carolina, S 30 * at Elon, O 7 * Lenoir-Rhyne, O 14 * at Catawba, O 21 Carson-Newman, O 28 at Wofford, N 4 * Presbyterian, N 11 at Emory & Henry, N 23 * at Guilford.

1968

HEAD COACH CARL MESSERE

8-2 OVERALL

INDEPENDENT

Table with 4 columns: Date, Opponent, Result, Atten. Rows include S 21 at Newberry, S 28 at Western Carolina, O 5 Elon, O 12 at Lenoir-Rhyne, O 19 Catawba, O 26 at Carson-Newman, N 2 Wofford, N 9 at Presbyterian, N 16 Emory & Henry, N 23 Guilford.

1969

HEAD COACH CARL MESSERE

6-5 OVERALL

INDEPENDENT

Table with 4 columns: Date, Opponent, Result, Atten. Rows include S 13 at East Tennessee State, S 20 at Emory & Henry, S 27 Western Carolina, O 4 at Elon, O 11 Lenoir-Rhyne, O 18 at Catawba, O 25 Carson-Newman, N 1 at Wofford, N 8 Presbyterian, N 15 at Samford, N 22 Guilford.

1970

HEAD COACH CARL MESSERE

5-5 OVERALL

INDEPENDENT

Table with 4 columns: Date, Opponent, Result, Atten. Rows include S 19 at Guilford, S 26 at Western Carolina, O 3 Elon, O 10 at Lenoir-Rhyne, O 17 Catawba, O 24 at Carson-Newman, O 31 East Tennessee State, N 7 Samford, N 14 Wofford, N 21 at Troy.



1971

HEAD COACH JIM BRAKEFIELD

7-3-1 OVERALL

INDEPENDENT

Date	Opponent	Result	Atten.
S 11	at Furman	T 0-0	
S 18	at East Tennessee St.	W 28-24	
S 25	Western Carolina	L 0-26	9,500
O 2	\$ vs. Davidson	W 35-10	
O 9	Lenoir-Rhyne	W 14-0	
O 16	Catawba	W 55-21	
O 23	Bluefield State (Va.)	W 49-0	1,000
O 30	at Wofford	L 16-26	6,500
N 6	North Alabama	W 59-6	5,000
N 13	at Eastern Kentucky	L 14-28	13,250
N 20	at Elon	W 14-10	

\$ Charlotte, N.C.

1972

HEAD COACH JIM BRAKEFIELD

5-5-1 OVERALL

0-3-1 SOUTHERN CONFERENCE, EIGHTH

Date	Opponent	Result	Atten.
S 9	at Western Kentucky	W 7-6	15,200
S 16	* The Citadel	L 21-28	8,000
S 23	* at East Carolina	L 7-35	16,410
S 30	* Furman	L 17-20	8,500
O 7	* at Davidson	T 10-10	4,000
O 14	at South Carolina	L 7-41	36,865
O 21	at Lenoir-Rhyne	W 42-13	9,000
O 28	East Tennessee State	W 35-34	6,500
N 4	North Alabama	W 17-3	5,750
N 11	Eastern Kentucky	W 55-7	5,000
N 18	at Western Carolina	L 21-35	6,500

1973

HEAD COACH JIM BRAKEFIELD

3-7-1 OVERALL

2-2 SOUTHERN CONFERENCE, FIFTH

Date	Opponent	Result	Atten.
S 8	Western Kentucky	L 7-42	8,250
S 15	* at Furman	L 0-17	15,000
S 22	at Western Carolina	L 14-23	9,200
S 29	* Davidson	W 24-8	10,650
O 6	Lenoir-Rhyne	T 14-14	8,100
O 13	at East Tennessee State	L 11-19	8,152
O 20	Wofford	W 28-21	5,500
O 27	* The Citadel	W 31-6	7,855
N 3	at North Alabama	L 7-21	5,500
N 10	at South Carolina	L 14-35	33,705
N 17	* at East Carolina	L 14-49	14,181

1974

HEAD COACH JIM BRAKEFIELD

6-5 OVERALL

4-1 SOUTHERN CONFERENCE, SECOND

Date	Opponent	Result	Atten.
S 7	East Tennessee State	W 16-7	8,500
S 14	Middle Tennessee State	W 18-7	9,500
S 21	* at Davidson	W 30-0	7,600
S 28	Western Carolina	L 17-21	13,500
O 5	at Tennessee Tech	L 14-24	7,000
O 12	at Lenoir-Rhyne	L 10-31	10,500
O 19	* East Carolina	W 23-21	11,250
O 26	* at The Citadel	L 17-28	13,250
N 2	* Furman	W 27-3	12,291
N 9	at South Carolina	L 18-21	32,285
N 16	* at Richmond	W 14-13	10,000

1975

HEAD COACH JIM BRAKEFIELD

8-3 OVERALL

3-2 SOUTHERN CONFERENCE, THIRD

Date	Opponent	Result	Atten.
S 13	* East Carolina	W 41-25	13,781
S 20	at Wake Forest	W 19-17	24,300
S 27	* at Furman	L 23-30	12,000
O 4	Tennessee Tech	W 17-10	10,892
O 11	at East Tennessee State	W 44-21	8,172
O 18	Lenoir-Rhyne	W 52-28	13,017
O 25	* Richmond	L 17-24	14,195
N 1	* at The Citadel	W 22-17	18,485
N 8	at South Carolina	W 39-34	47,489
N 15	at Western Carolina	L 11-20	10,250
N 22	* Davidson	W 52-7	8,691

1976

HEAD COACH JIM BRAKEFIELD

6-4-1 OVERALL

2-2-1 SOUTHERN CONFERENCE, THIRD

Date	Opponent	Result	Atten.
S 4	at South Carolina	L 10-21	44,536
S 11	East Tennessee State	W 44-3	12,330
S 18	* at VMI	W 31-12	6,600
S 25	Wofford	W 42-0	10,120
O 2	Western Carolina	W 24-17	15,068
O 9	* Furman	T 14-14	8,240
O 16	at Lenoir-Rhyne	W 45-7	8,300
O 23	at Ball State	L 7-20	3,325
O 30	* The Citadel	W 31-13	12,208
N 6	* at William & Mary	L 22-23	10,000
N 20	* at East Carolina	L 7-35	15,335

1977

HEAD COACH JIM BRAKEFIELD

2-9 OVERALL

1-4 SOUTHERN CONFERENCE, SIXTH

Date	Opponent	Result	Atten.
S 3	at South Carolina	L 17-32	50,114
S 17	* Chattanooga	L 7-14	12,230
S 24	at Richmond	L 13-21	13,000
O 1	* Marshall	W 28-20	10,150
O 8	at East Tennessee State	L 20-38	8,500
O 15	Lenoir-Rhyne	W 35-21	10,420
O 22	* at Furman	L 20-28	9,500
O 29	Ball State	L 7-38	12,813
N 5	East Carolina	L 14-45	10,419
N 12	* at The Citadel	L 20-28	10,420
N 19	* at Western Carolina	L 14-44	12,015

1978

HEAD COACH JIM BRAKEFIELD

7-4 OVERALL

4-2 SOUTHERN CONFERENCE, THIRD

Date	Opponent	Result	Atten.
S 9	Wofford	W 35-14	11,250
S 16	* at Marshall	W 28-7	15,768
S 23	Richmond	W 24-19	8,416
S 30	* Furman	L 34-52	13,150
O 7	* at Chattanooga	L 14-72	10,501
O 14	at Lenoir-Rhyne	W 49-28	7,500
O 21	* The Citadel	W 42-14	11,130
O 28	East Tennessee State	L 34-35	14,471
N 4	at East Carolina	L 8-33	19,726
N 11	* at VMI	W 31-10	4,600
N 18	* at Western Carolina	W 39-13	12,232

1979

HEAD COACH JIM BRAKEFIELD

3-8 OVERALL

3-4 SOUTHERN CONFERENCE, FIFTH

Date	Opponent	Result	Atten.
S 8	at Wake Forest	L 22-30	26,500
S 15	at Virginia Tech	L 32-41	30,300
S 22	* Western Carolina	W 35-27	17,124
S 29	* at The Citadel	L 23-24	17,850
O 6	* Chattanooga	L 21-24	16,255
O 13	* VMI	L 22-27	7,624
O 20	* at Furman	L 17-31	13,287
O 27	* at East Tennessee State	W 24-10	12,469
N 3	East Carolina	L 21-38	13,815
N 10	William & Mary	L 0-9	4,820
N 17	* Marshall	W 45-7	8,875

1980

HEAD COACH MIKE WORKING

6-4-1 OVERALL

4-2-1 SOUTHERN CONFERENCE, THIRD

Date	Opponent	Result	Atten.
S 6	at James Madison	W 34-6	7,100
S 13	* The Citadel	W 17-14	15,250
S 20	* at Chattanooga	L 7-14	11,000
S 27	* East Tennessee State	W 42-15	14,160
O 4	* at Marshall	W 23-6	14,010
O 11	at North Carolina State	L 14-17	41,800
O 18	Lenoir-Rhyne	W 57-25	11,500
O 25	* Furman	L 20-21	14,200
N 1	* Western Carolina	W 27-24	15,850
N 8	* at VMI	T 16-16	4,700
N 22	at Wake Forest	L 16-28	23,000

1981

HEAD COACH MIKE WORKING

3-7-1 OVERALL

1-5-1 SOUTHERN CONFERENCE, SEVENTH

Date	Opponent	Result	Atten.
S 5	Lenoir-Rhyne	W 48-9	12,150
S 12	James Madison	W 45-0	9,200
S 19	* Chattanooga	W 31-14	16,300
S 26	* at The Citadel	L 20-34	17,250
O 3	at Wake Forest	L 14-15	24,500
O 10	* at Furman	L 18-22	19,058
O 17	* VMI	T 14-14	18,830
O 24	at Virginia Tech	L 12-34	45,200
N 7	* Marshall	L 10-17	8,280
N 14	* at East Tennessee St.	L 14-21	7,123
N 21	* at Western Carolina	L 10-21	11,218

1982

HEAD COACH MIKE WORKING

4-7 OVERALL

3-4 SOUTHERN CONFERENCE, FOURTH

Date	Opponent	Rk.	Result	Atten.
S 11	at James Madison	-/-	L 35-39	7,750
S 18	* Furman	-/-	L 21-27	15,500
S 25	at Wake Forest	-/-	L 22-31	29,100
O 2	* The Citadel	-/-	W 48-22	15,800
O 9	* at Marshall	-/-	W 21-13	9,117
O 16	Lenoir-Rhyne	-/-	W 49-0	11,250
O 23	at Virginia Tech	-/-	L 0-34	37,400
O 30	* East Tennessee State	-/-	W 29-13	16,150
N 6	* at Chattanooga	-/18	L 7-50	8,787
N 13	* at VMI	-/-	L 14-31	3,700
N 20	* Western Carolina	-/-	L 24-26	6,150

1983

HEAD COACH MACK BROWN

6-5 OVERALL

4-3 SOUTHERN CONFERENCE, FOURTH

Date	Opponent	Rank	Result	Atten.
S 3	at Wake Forest	-/-	W 27-25	25,711
S 10	James Madison	-/-	L 20-24	12,240
S 17	* VMI	-/-	W 31-0	14,128
S 24	* at The Citadel	-/-	W 27-16	15,795
O 1	* at E. Tennessee St.	10/22	W 27-11	9,565
O 8	* Chattanooga	10/-	L 9-30	13,264
O 15	Gardner-Webb	18/-	W 21-17	16,621
O 22	* at Furman	-/8	L 0-49	14,973
N 5	at NC State	-/-	L 7-33	40,800
N 12	* Marshall	-/-	W 28-19	8,112
N 19	* at Western Carolina	-/13	L 15-41	13,924



1984

HEAD COACH SPARKY WOODS

4-7 OVERALL

2-5 SOUTHERN CONFERENCE, SEVENTH

Table with 5 columns: Date, Opponent, Rank, Result, Atten. Rows include games against Clemson, Western Kentucky, Wake Forest, East Tennessee St., VMI, Western Carolina, Marshall, Furman, The Citadel, Chattanooga, and South Carolina St.

1985

HEAD COACH SPARKY WOODS

8-3 OVERALL

6-1 SOUTHERN CONFERENCE, SECOND

Table with 5 columns: Date, Opponent, Rank, Result, Atten. Rows include games against South Carolina, Western Kentucky, The Citadel, Wake Forest, Chattanooga, James Madison, Furman, VMI, Western Carolina, Marshall, and E. Tennessee St.

1986

HEAD COACH SPARKY WOODS

9-2-1 OVERALL

6-0-1 SOUTHERN CONFERENCE CHAMPION

Table with 5 columns: Date, Opponent, Rank, Result, Atten. Rows include games against Western Carolina, Wake Forest, East Tennessee State, The Citadel, Davidson, Chattanooga, James Madison, Furman, Marshall, VMI, and North Carolina A&T.

NCAA Division I-AA Playoffs

Row: N 29 Nicholls St. 6/12 L 26-28 6,250

1987

HEAD COACH SPARKY WOODS

11-3 OVERALL

7-0 SOUTHERN CONFERENCE CHAMPION

Table with 5 columns: Date, Opponent, Rank, Result, Atten. Rows include games against South Carolina, James Madison, VMI, Wake Forest, Liberty, Furman, Chattanooga, East Tennessee State, Marshall, The Citadel, and Western Carolina.

NCAA Division I-AA Playoffs

Rows: N 28 Richmond 2/17 W 20-3 4,138; D 5 Georgia Southern 2/6 W 19-0 9,229; D 12 Marshall 2/14 L 10-24 14,621

NCAA Final Poll - 2nd/TSN Final Poll - 2nd

1988

HEAD COACH SPARKY WOODS

6-4-1 OVERALL

4-3 SOUTHERN CONFERENCE, FOURTH

Table with 5 columns: Date, Opponent, Rank, Result, Atten. Rows include games against The Citadel, James Madison, Gardner-Webb, South Carolina, VMI, Furman, East Tennessee State, Marshall, Western Carolina, Chattanooga, and Wake Forest.

1989

HEAD COACH JERRY MOORE

9-3 OVERALL

5-2 SOUTHERN CONFERENCE, SECOND

Table with 5 columns: Date, Opponent, Rank, Result, Atten. Rows include games against Gardner-Webb, Wake Forest, The Citadel, James Madison, East Tennessee State, VMI, Furman, Chattanooga, Marshall, Catawba, and Western Carolina.

NCAA Division I-AA Playoffs

Row: N 25 at M. Tennessee St. 7/10 L 21-24 5,000

NCAA Final Poll - 7th/TSN Final Poll - 7th

1990

HEAD COACH JERRY MOORE

6-5 OVERALL

5-2 SOUTHERN CONFERENCE, SECOND

Table with 5 columns: Date, Opponent, Rank, Result, Atten. Rows include games against East Tennessee State, Wake Forest, Clemson, The Citadel, North Carolina State, Furman, Western Carolina, Chattanooga, Marshall, VMI, and James Madison.

1991

HEAD COACH JERRY MOORE

8-4 OVERALL

6-1 SOUTHERN CONFERENCE CHAMPION

Table with 5 columns: Date, Opponent, Rank, Result, Atten. Rows include games against Marshall, Clemson, VMI, James Madison, Chattanooga, Wake Forest, East Tennessee State, Furman, The Citadel, Mississippi College, and Western Carolina.

NCAA Division I-AA Playoffs

Row: N 30 at Eastern Kentucky 17/2 L 3-14 2,750

NCAA Final Poll - 17th/TSN Final Poll - 10th

1992

HEAD COACH JERRY MOORE

7-5 OVERALL

5-2 SOUTHERN CONFERENCE, SECOND

Table with 5 columns: Date, Opponent, Rank, Result, Atten. Rows include games against NC State, Wake Forest, East Tennessee State, The Citadel, James Madison, VMI, Furman, Chattanooga, Marshall, North Carolina A&T, and Western Carolina.

NCAA Division I-AA Playoffs

Row: N 28 at M. Tennessee St. 16/- L 10-35 4,000

NCAA Final Poll - 16th/TSN Final Poll - 16th

1993

HEAD COACH JERRY MOORE

4-7 OVERALL

4-4 SOUTHERN CONFERENCE, FOURTH

Table with 5 columns: Date, Opponent, Rank, Result, Atten. Rows include games against North Carolina A&T, Liberty, Wake Forest, The Citadel, East Tennessee State, Furman, Georgia Southern, Marshall, Chattanooga, Western Carolina, and VMI.

1994

HEAD COACH JERRY MOORE

9-4 OVERALL

6-2 SOUTHERN CONFERENCE, SECOND

Table with 5 columns: Date, Opponent, Rank, Result, Atten. Rows include games against Wake Forest, North Carolina A&T, The Citadel, E. Tennessee State, Furman, Georgia Southern, Marshall, Chattanooga, Liberty, Western Carolina, and VMI.

NCAA Division I-AA Playoffs

Row: N 26 at New Hampshire 17/12 W 17-10^{OT} 7,329

D 3 at Boise State 17/3 L 14-17 15,302

TSN Final Poll - 9th

1995

HEAD COACH JERRY MOORE

12-1 OVERALL

8-0 SOUTHERN CONFERENCE CHAMPION

Table with 5 columns: Date, Opponent, Rank, Result, Atten. Rows include games against Wake Forest, Edinboro, North Carolina A&T, East Tennessee State, Furman, Georgia Southern, Marshall, Chattanooga, VMI, Western Carolina, and The Citadel.

NCAA Division I-AA Playoffs

Row: N 25 James Madison 2/13 W 31-24 9,467

D 2 Stephen F. Austin 2/5 L 17-27 8,941

TSN Final Poll - 5th



ALL-TIME RESULTS

1996

HEAD COACH JERRY MOORE

7-4 OVERALL

5-3 SOUTHERN CONFERENCE, FOURTH

Date	Opponent	Rank	Result	Atten.
A 29	at Wake Forest	4/-	L 13-19	21,129
S 7	Tennessee Tech	7/-	W 16-3	14,383
S 21	at Eastern Kentucky	5/25	W 21-14	4,800
S 28	* The Citadel	4/-	W 34-20	13,231
O 5	* at E. Tennessee State	4/-	L 10-31	10,416
O 12	* Furman	14/13	L 14-20	12,111
O 19	* at Georgia Southern	21/-	W 35-28	11,074
O 26	* Marshall	20/1	L 10-24	23,458
N 2	* at Chattanooga	-/-	W 20-6	6,487
N 16	* at Western Carolina	-/-	W 24-17	11,316
N 23	* VMI	25/-	W 26-14	8,260

TSN Final Poll - 22nd

1997

HEAD COACH JERRY MOORE

7-4 OVERALL

6-2 SOUTHERN CONFERENCE, SECOND

Date	Opponent	Rank	Result	Atten.
S 6	at Clemson	11/18	L 12-23	62,000
S 20	Eastern Kentucky	9/-	W 27-23	11,602
S 27	* at The Citadel	6/-	W 40-15	6,093
O 4	* East Tennessee State	6/14	L 28-51	12,631
O 11	* at Furman	14/-	L 22-24	9,686
O 18	* Georgia Southern	-/9	W 24-12	13,887
O 25	* at Wofford	22/-	W 26-21	8,155
N 1	* Chattanooga	18/23	W 41-7	16,761
N 8	* at VMI	17/-	W 42-7	4,298
N 15	* Western Carolina	15/-	W 13-7	9,989
N 22	Liberty	15/25	L 19-25	8,712

TSN Final Poll - 22nd/ESPN 22nd

1998

HEAD COACH JERRY MOORE

10-3 OVERALL

6-2 SOUTHERN CONFERENCE, SECOND

Date	Opponent	Rank	Result	Atten.
S 5	Liberty	-/-	W 28-19	13,161
S 12	* at E. Tennessee St.	17/19	W 22-17	7,791
S 26	* The Citadel	14/-	W 26-11	10,261
O 3	at Wake Forest	10/-	W 30-27 ^{OT}	26,885
O 10	* Furman	4/20	W 26-13	15,883
O 17	* at Georgia Southern	3/2	L 24-37	20,353
O 24	* Wofford	7/-	W 31-6	16,883
O 31	* at Chattanooga	6/-	W 28-7	5,231
N 7	* VMI	4/-	W 51-0	18,391
N 14	at Eastern Kentucky	4/-	W 19-0	5,200
N 21	* at Western Carolina	3/-	L 6-23	13,785

NCAA Division I-AA Playoffs

N 28	Tennessee State	7/13	W 45-31	3,885
D 5	at Northwestern St.	7/2	L 20-31	10,817

TSN Final Poll - 6th/ESPN Final Poll - 6th

1999

HEAD COACH JERRY MOORE

9-3 OVERALL

7-1 SOUTHERN CONFERENCE CHAMPION

Date	Opponent	Rank	Result	Atten.
S 4	at Auburn	4/-	L 15-22	78,128
S 11	Eastern Kentucky	4/23	W 34-20	14,861
S 25	* at The Citadel	3/-	W 51-0	12,539
O 2	* East Tennessee State	3/13	W 23-19	24,343
O 9	* at Furman	3/25	L 21-35	13,052
O 16	* Georgia Southern	11/1	W 17-16	19,891
O 23	* at Wofford	6/-	W 21-20	8,249
O 30	* Chattanooga	6/-	W 62-14	13,711
N 6	* at VMI	6/-	W 34-7	4,710
N 13	* Western Carolina	5/-	W 34-10	18,971
N 20	at Liberty	3/-	W 28-12	7,313

NCAA Division I-AA Playoffs

N 27	Florida A&M	4/13	L 29-44	6,837
------	-------------	------	---------	-------

TSN Final Poll - T-9th/ESPN Poll - 9th

2000

HEAD COACH JERRY MOORE

10-4 OVERALL

6-2 SOUTHERN CONFERENCE, SECOND

Date	Opponent	Rank	Result	Atten.
A 31	at Wake Forest	6/-	W 20-16	26,853
S 9	Troy	4/2	L 28-34	16,631
S 23	* The Citadel	8/-	W 61-14	16,997
S 30	* at East Tennessee State	7/-	W 30-13	7,092
O 7	* Furman	8/6	W 18-17	11,671
O 14	* at Georgia Southern	5/1	L 28-34	21,899
O 21	* Wofford	8/-	W 42-16	17,647
O 28	* at Chattanooga	6/-	L 27-30	4,012
N 4	* VMI	15/-	W 52-0	8,617
N 11	* at Western Carolina	14/-	W 35-28	10,207
N 18	Liberty	14/-	W 34-13	6,531

NCAA Division I-AA Playoffs

N 25	at Troy	14/3	W 33-30	4,916
D 2	at Western Kentucky	14/7	W 17-14	5,100
D 9	at Montana	14/1	L 16-19 ^{OT}	17,401

TSN Final Poll (2000) - 4th/ESPN Poll - 4th

2001

HEAD COACH JERRY MOORE

9-4 OVERALL

6-2 SOUTHERN CONFERENCE, SECOND

Date	Opponent	Rank	Result	Atten.
S 1	Liberty	5/-	W 46-26	10,331
S 8	at Wake Forest	3/-	L 10-20	29,127
S 22	* at The Citadel	5/-	W 8-6	15,107
S 29	* East Tennessee State	6/-	W 33-14	16,567
O 6	* at Furman	5/3	L 22-28	14,411
O 13	* Georgia Southern	8/1	L 18-27	15,331
O 20	* at Wofford	12/-	W 34-23	9,419
O 27	* Chattanooga	12/-	W 51-14	15,337
N 3	* at VMI	11/-	W 27-17	5,353
N 10	* Western Carolina	9/-	W 34-24	17,779
N 17	West Virginia Tech	9/-	W 64-14	5,353

NCAA Division I-AA Playoffs

D 1	William & Mary	8/17	W 40-27	5,279
D 8	at Georgia Southern	8/2	L 24-38	9,352

TSN Final Poll - 4th/ESPN Poll - 6th

2002

HEAD COACH JERRY MOORE

8-4 OVERALL

6-2 SOUTHERN CONFERENCE, SECOND

Date	Opponent	Rank	Result	Atten.
A 31	at Marshall	2/19(I-A)	L 17-50	31,042
S 14	Eastern Kentucky	5/16	W 36-28	11,211
S 21	at Liberty	5/-	W 29-22	8,173
S 28	* The Citadel	5/-	W 37-28	17,381
O 5	* at E. Tennessee State	4/-	W 29-10	8,304
O 12	* Furman	4/5	W 16-15	15,331
O 19	* at Georgia Southern	3/13	L 20-36	15,146
O 26	* Wofford	8/25	L 19-26	17,297
N 2	* at Chattanooga	14/-	W 20-17	7,139
N 9	* VMI	14/-	W 54-13	17,779
N 16	* at Western Carolina	8/-	W 24-14	10,321

NCAA Division I-AA Playoffs

N 30	Maine	5/7	L 13-14	4,311
------	-------	-----	---------	-------

TSN Final Poll - 10th/ESPN Poll - 14th

2003

HEAD COACH JERRY MOORE

7-4 OVERALL

6-2 SOUTHERN CONFERENCE, SECOND

Date	Opponent	Rank	Result	Atten.
A 30	at Hawaii	9/-	L 17-40	42,996
S 6	at Eastern Kentucky	11/-	L 7-35	14,400
S 20	Morehead State	-/-	W 24-21	16,811
S 27	* at The Citadel	-/-	L 21-24	13,569
O 4	* East Tennessee State	-/-	W 21-7	19,421
O 11	* at Furman	-/5	W 13-10	12,112
O 18	* Georgia Southern	-/10	W 28-21	13,879
O 25	* at Wofford	-/6	L 14-24	10,129
N 1	* Chattanooga	-/-	W 47-7	8,753
N 8	* at Elon	-/-	W 34-12	10,379
N 15	* Western Carolina	-/-	W 26-18	14,443

2004

HEAD COACH JERRY MOORE

6-5 OVERALL

4-3 SOUTHERN CONFERENCE, THIRD

Date	Opponent	Rank	Result	Atten.
S 4	at Wyoming	20/-	L 7-53	13,205
S 11	Eastern Kentucky	24/20	W 49-21	12,353
S 18	* The Citadel	20/-	W 28-14	8,931
S 25	at Northwestern St.	17/19	L 35-40	10,282
O 2	Texas State	24/-	W 41-34	13,619
O 9	* Furman	21/2	W 30-29	15,311
O 16	* at Georgia Southern	15/2	L 7-54	22,421
O 23	* Wofford	23/5	W 38-17	19,777
O 30	* at Chattanooga	17/-	L 56-59	4,486
N 6	* Elon	-/-	W 48-7	11,347
N 13	* at Western Carolina	-/-	L 27-30	14,714

2005

HEAD COACH JERRY MOORE

12-3 OVERALL

6-1 SOUTHERN CONFERENCE CHAMPION, NCAA DIVISION I-AA NATIONAL CHAMPION

Date	Opponent	Rank	Result	Atten.
S 3	at Eastern Kentucky	-/-	W 24-16	10,300
S 10	at Kansas	25/-	L 8-36	37,070
S 17	Coastal Carolina	-/17	W 30-3	23,267
S 24	* at The Citadel	22/-	W 45-13	11,103
O 8	* at Furman	16/6	L 31-34	14,138
O 15	* Georgia Southern	19/16	W 24-7	21,486
O 22	* at Wofford	16/-	W 49-17	8,398
O 29	* Chattanooga	12/-	W 35-25	22,338
N 5	at LSU	7/6(I-A)	L 0-24	91,414
N 12	* Western Carolina	8/-	W 35-7	25,584
N 19	* at Elon	6/-	W 52-14	6,472

NCAA Division I-AA Playoffs

N 26	Lafayette	5/25	W 34-23	6,327
D 3	Southern Illinois	5/8	W 38-24	11,108
D 10	Furman	5/3	W 29-23	15,307
D 16	^ Northern Iowa	5/7	W 21-16	20,236

^ NCAA Division I-AA National Championship (Chattanooga, Tenn.)

TSN Final Poll - 1st/ESPN Poll - 1st

2006

HEAD COACH JERRY MOORE

14-1 OVERALL

7-0 SOUTHERN CONFERENCE CHAMPION, NCAA DIVISION I FCS NATIONAL CHAMPION

Date	Opponent	Rank	Result	Atten.
S 2	at NC State	1/-	L 10-23	57,583
S 9	James Madison	1/12	W 21-10	23,814
S 16	Mars Hill	2/-	W 41-0	24,346
S 23	at Gardner-Webb	2/-	W 41-6	8,490
S 30	* Elon	2/-	W 45-21	26,620
O 7	* at Chattanooga	2/-	W 56-21	8,887
O 14	* Wofford	2/-	W 14-7	18,758
O 21	* at Georgia Southern	1/-	W 27-20 ^{OT}	19,438
O 28	* Furman	1/8	W 40-7	24,447
N 4	* The Citadel	1/-	W 42-13	17,547
N 11	* at Western Carolina	1/-	W 31-9	13,742

NCAA Division I FCS Playoffs

N 25	Coastal Carolina	1/13	W 45-28	16,223
D 2	Montana State	1/18	W 38-17	15,116
D 9	Youngstown State	1/5	W 49-24	18,040
D 15	^ Massachusetts	1/3	W 28-17	22,808

^ NCAA Division I National Championship (Chattanooga, Tenn.)

TSN Final Poll - 1st



ALL-TIME RESULTS

2007

HEAD COACH JERRY MOORE

13-2 OVERALL

5-2 SOUTHERN CONFERENCE CO-CHAMPION,
NCAA DIVISION I FCS NATIONAL CHAMPION

Date	Opponent	Rank	Result	Atten.
S 1	at Michigan	1/5 (FBS)	W 34-32	109,218
S 8	Lenoir-Rhyne	1/-	W 48-7	28,802
S 15	Northern Arizona	1/-	W 34-21	27,104
S 22 *	at Wofford	1/13	L 31-42	11,042
S 29 *	at Elon	5/24	W 49-32	13,100
O 6	Gardner-Webb	5/-	W 45-7	27,428
O 20 *	Georgia Southern	5/-	L 35-38	28,202
O 27 *	at Furman	10/-	W 34-27	13,811
N 3 *	at The Citadel	9/-	W 45-24	19,697
N 10 *	Western Carolina	7/-	W 79-35	27,977
N 17 *	Chattanooga	6/-	W 37-17	23,328

NCAA Division I FCS Playoffs

N 24	James Madison	5/12	W 28-27	14,040
D 1	Eastern Washington	5/14	W 38-35	16,947
D 7	Richmond	5/6	W 55-35	24,140
D 14 ^	Delaware	5/13	W 49-21	23,010

^ NCAA Division I National Championship

(Chattanooga, Tenn.)

TSN Final Poll - 1st

2008

HEAD COACH JERRY MOORE

11-3 OVERALL

8-0 SOUTHERN CONFERENCE CHAMPION

Date	Opponent	Rank	Result	Atten.
A 30	at LSU	1/7 (FBS)	L 13-41	91,922
S 6	Jacksonville	1/-	W 56-7	30,718
S 20	at James Madison	1/5	L 32-35	17,163
S 27	Presbyterian	3/-	W 48-14	28,405
O 4 *	The Citadel	2/12	W 47-21	29,631
O 11 *	at Samford	2/-	W 35-24	10,670
O 18 *	at Georgia Southern	2/-	W 37-36	20,851
O 25 *	Furman	2/18	W 26-14	27,848
O 31 *	Wofford	2/3	W 70-24	30,931
N 8 *	at Chattanooga	2/-	W 49-7	6,057
N 15 *	Elon	2/11	W 24-16	24,831
N 22 *	at Western Carolina	2/-	W 35-10	14,213

NCAA Division I FCS Playoffs

N 29	South Carolina State	2/13	W 37-21	13,712
D 6	Richmond	2/7	L 13-33	15,215

TSN Final Poll - 5th/AFC Poll - 5th

2009

HEAD COACH JERRY MOORE

11-3 OVERALL

8-0 SOUTHERN CONFERENCE CHAMPION

Date	Opponent	Rank	Result	Atten.
S 5	at East Carolina	1/-	L 24-29	43,279
S 12	McNeese State	2/16	L 35-40	27,914
S 26 *	Samford	10/-	W 20-7	22,139
O 3 *	at The Citadel	10/-	W 30-27 ^{OT}	14,238
O 10	North Carolina Central	9/-	W 55-21	25,017
O 17 *	at Wofford	9/-	W 44-34	8,330
O 24 *	Georgia Southern	8/-	W 52-16	26,215
O 31 *	at Furman	7/-	W 52-27	11,211
N 7 *	Chattanooga	7/-	W 35-20	24,430
N 14 *	at Elon	7/6	W 27-10	14,167
N 21 *	Western Carolina	6/-	W 19-14	30,098

NCAA Division I FCS Playoffs

N 28	South Carolina State	5/7	W 20-13	12,216
D 5	at Richmond	5/4	W 35-31	7,272
D 12	at Montana	5/1	L 17-24	24,207

TSN Final Poll - 3rd/AFC Poll - 3rd

2010

HEAD COACH JERRY MOORE

10-3 OVERALL

7-1 SOUTHERN CONFERENCE CO-CHAMPION

Date	Opponent	Rank	Result	Atten.
S 4 *	at Chattanooga	3/-	W 42-41	15,235
S 11	Jacksonville	3/-	W 45-14	28,708
S 18	North Carolina Central	2/-	W 44-16	29,218
S 25 *	at Samford	2/-	W 35-17	9,428
O 9 *	Elon	1/19	W 34-31	31,531
O 16 *	The Citadel	1/-	W 39-10	29,519
O 23 *	at Western Carolina	1/-	W 37-14	14,004
O 30 *	Furman	1/-	W 37-26	29,093
N 6 *	at Georgia Southern	1/-	L 14-21 ^{OT}	20,073
N 13 *	Wofford	3/4	W 43-13	28,622
N 20	at Florida	2/-	L 10-48	90,119

NCAA Division I FCS Playoffs

D 4	Western Illinois	1/21	W 42-14	13,322
D 11	Villanova	1/10	L 24-42	15,706

TSN Final Poll - 4th/AFC Poll - 4th

2011

HEAD COACH JERRY MOORE

8-4 OVERALL

6-2 SOUTHERN CONFERENCE, T-SECOND

Date	Opponent	Rank	Result	Atten.
S 3	at Virginia Tech	2/13 (FBS)	L 13-66	66,233
S 10	North Carolina A&T	3/-	W 58-6	26,415
S 17	Savannah State	3/-	W 41-6	24,917
S 24 *	Chattanooga	3/13	W 14-12	27,304
O 1 *	at Wofford	3/8	L 14-28	10,329
O 15 *	at The Citadel	8/-	W 49-42	14,154
O 22 *	Samford	6/-	W 35-17	28,912
O 29 *	Georgia Southern	5/1	W 24-17	30,018
N 5 *	at Furman	3/-	L 10-20	12,856
N 12 *	Western Carolina	10/-	W 46-14	30,622
N 19 *	at Elon	9/-	W 28-24	10,638

NCAA Division I FCS Playoffs

D 3	Maine	9/13	L 12-34	15,291
-----	-------	------	---------	--------

TSN Final Poll - 12th/AFC Poll - 11th

2012

HEAD COACH JERRY MOORE

8-4 OVERALL

6-2 SOUTHERN CONFERENCE CO-CHAMPION

Date	Opponent	Rank	Result	Atten.
S 1	at East Carolina	6/-	L 13-35	49,023
S 8	Montana	11/12	W 35-27	30,856
S 15 *	The Citadel	8/21	L 28-52	24,137
S 22 *	at Chattanooga	17/-	W 34-17	13,726
S 29	Coastal Carolina	17/-	W 55-14	27,619
O 6 *	Elon	15/-	W 35-23	29,073
O 13 *	at Samford	13/25	W 28-25	9,712
O 20 *	Wofford	13/8	L 28-38	27,115
O 27 *	at Western Carolina	16/-	W 38-27	13,279
N 3 *	at Georgia Southern	15/2	W 31-28	22,155
N 10 *	Furman	12/-	W 33-28	28,986

NCAA Division I FCS Playoffs

D 1	Illinois State	7/16	L 37-38 ^{OT}	16,719
-----	----------------	------	-----------------------	--------

TSN Final Poll - 9th/AFC Poll - 8th

2013

HEAD COACH SCOTT SATTERFIELD

4-8 OVERALL

4-4 SOUTHERN CONFERENCE, T-FOURTH

Date	Opponent	Rank	Result	Atten.
A 31	at Montana	12/20	L 6-30	26,293
S 7	North Carolina A&T	-/-	L 21-24	25,723
S 21 *	at Elon	-/-	W 31-21	9,782
S 28	Charleston Southern	-/-	L 24-27	29,145
O 5 *	at The Citadel	-/-	L 28-31 ^{OT}	13,601
O 12 *	Samford	-/23	L 10-34	24,491
O 19 *	at Furman	-/-	L 10-27	7,322
O 26 *	Georgia Southern	-/24	W 38-14	23,901
N 2 *	Chattanooga	-/-	L 28-35	18,991
N 9	at Georgia	-/-	L 6-45	92,746
N 16 *	at Wofford	-/24	W 33-21	8,315
N 23 *	Western Carolina	-/-	W 48-27	27,115

2014

HEAD COACH SCOTT SATTERFIELD

7-5 OVERALL

6-2 SUN BELT CONFERENCE, THIRD

Date	Opponent	Rank	Result	Atten.
A 30	at Michigan	-/-	L 14-52	106,811
S 6	Campbell	-/-	W 66-0	25,861
S 20	at Southern Miss	-/-	L 20-21	21,836
S 25 *	at Georgia Southern	-/-	L 14-34	24,535
O 4 *	South Alabama	-/-	L 21-47	24,215
O 11	Liberty	-/-	L 48-55 ^{OT}	13,601
O 18 *	at Troy	-/-	W 53-14	15,664
N 1 *	Georgia State	-/-	W 44-0	22,643
N 8 *	UL Monroe	-/-	W 31-29	20,497
N 15 *	at Arkansas State	-/-	W 37-32	20,016
N 22 *	at UL Lafayette	-/-	W 35-16	20,638
N 29 *	Idaho	-/-	W 45-28	19,721

2015

HEAD COACH SCOTT SATTERFIELD

11-2 OVERALL

7-1 SUN BELT CONFERENCE, SECOND

Date	Opponent	Rank	Result	Atten.
S 5	Howard	-/-	W 49-0	24,314
S 12	at Clemson	-/12	L 10-41	81,467
S 26	at Old Dominion	-/-	W 49-0	20,118
O 3	Wyoming	-/-	W 31-13	19,345
O 10 *	at Georgia State	-/-	W 37-3	10,101
O 17 *	at UL Monroe	-/-	W 59-14	11,767
O 22 *	Georgia Southern	-/-	W 31-13	24,121
O 31 *	Troy	-/-	W 44-41 ^{3OT}	26,130
N 5 *	Arkansas State	-/-	L 27-40	18,721
N 14 *	at Idaho	-/-	W 47-20	10,113
N 28 *	UL Lafayette	-/-	W 28-7	16,124
D 5 *	at South Alabama	-/-	W 34-27	12,346

2015 Camellia Bowl (Montgomery, Ala.)

D 19	Ohio	-/-	W 31-29	21,395
------	------	-----	---------	--------

2016

HEAD COACH SCOTT SATTERFIELD

10-3 OVERALL

7-1 SUN BELT CONFERENCE CO-CHAMPION

Date	Opponent	Rank	Result	Atten.
S 1	at Tennessee	-/9	L 13-20 ^{OT}	100,074
S 10	Old Dominion	-/-	W 31-7	23,374
S 17	Miami	-/25	L 10-45	34,658
S 24	at Akron	-/-	W 45-38	15,381
O 1 *	Georgia State	-/-	W 17-3	24,782
O 12 *	at UL Lafayette	-/-	W 24-0	16,960
O 22 *	Idaho	-/-	W 37-19	26,931
O 27 *	at Georgia Southern	-/-	W 34-10	23,474
N 5 *	Texas State	-/-	W 35-10	28,472
N 12 *	at Troy	-/-	L 24-28	25,782
N 19 *	UL Monroe	-/-	W 42-17	18,699
N 26 *	at New Mexico State	-/-	W 37-7	5,722

2016 Camellia Bowl (Montgomery, Ala.)

D 17	Toledo	-/-	W 31-28	20,500
------	--------	-----	---------	--------

2017

HEAD COACH SCOTT SATTERFIELD

9-4 OVERALL

7-1 SUN BELT CONFERENCE CO-CHAMPION

Date	Opponent	Rank	Result	Atten.
S 2	at Georgia	-/15	L 10-31	92,746
S 9	Savannah State	-/-	W 54-7	20,109
S 16 *	at Texas State	-/-	W 20-13	19,520
S 23	Wake Forest	-/-	L 19-20	35,126
O 7 *	New Mexico State	-/-	W 45-31	22,787
O 14 *	at Idaho	-/-	W 23-20	10,168
O 21 *	Coastal Carolina	-/-	W 37-29	30,179
O 28	at UMass	-/-	L 27-30 ^{2OT}	11,889
N 4 *	at ULM	-/-	L 45-52	7,397
N 9 *	Georgia Southern	-/-	W 27-6	23,110
N 25 *	at Georgia State	-/-	W 31-10	13,154
D 2 *	Louisiana	-/-	W 63-14	23,411

2017 Dollar General Bowl (Mobile, Ala.)



2018

HEAD COACH SCOTT SATTERFIELD
BOWL COACH: MARK IVEY

11-2 OVERALL

7-1 SUN BELT CONFERENCE (WON SBC TITLE GAME)

Date	Opponent	Rank	Result	Atten.
S 1	at Penn State	-/9	L 38-45 ^{OT}	105,232
S 8	at Charlotte	-/-	W 45-9	19,151
S 22	Gardner-Webb	-/-	W 72-7	21,084
S 29 *	South Alabama	-/-	W 52-7	25,862
O 9 *	at Arkansas State	-/-	W 35-9	21,421
O 20 *	Louisiana	-/-	W 27-17	27,082
O 25 *	at Georgia Southern	25/-	L 14-34	19,252
N 3 *	at Coastal Carolina	-/-	W 23-7	13,004
N 10 *	at Texas State	-/-	W 38-7	11,482
N 17 *	Georgia State	-/-	W 45-17	22,315
N 24 *	Troy	-/-	W 21-10	20,410

Sun Belt Championship Game (Boone, N.C.)

D 1	Louisiana	-/-	W 30-19	14,963
-----	-----------	-----	---------	--------

2018 R+L Carriers New Orleans Bowl (New Orleans)

D 15	Middle Tennessee	-/-	W 45-13	23,942
------	------------------	-----	---------	--------

2019

HEAD COACH ELIAH DRINKWITZ
BOWL COACH: SHAWN CLARK

13-1 OVERALL

7-1 SUN BELT CONFERENCE (WON SBC TITLE GAME)

Date	Opponent	Rank	Result	Atten.
A 31	East Tennessee State	-/-	W 42-7	25,147
S 7	Charlotte	-/-	W 56-41	29,182
S 21	at North Carolina	-/-	W 34-31	50,500
S 28 *	Coastal Carolina	-/-	W 56-37	25,055
O 9 *	at Louisiana	-/-	W 17-7	21,012
O 19 *	ULM	24/-	W 52-7	27,717
O 26 *	at South Alabama	21/-	W 30-3	17,969
O 31 *	Georgia Southern	20/-	L 24-21	18,796
N 9	at South Carolina	-/-	W 20-15	80,849
N 16 *	at Georgia State	-/-	W 56-27	17,908
N 23 *	Texas State	23/-	W 35-13	22,125
N 29 *	at Troy	22/-	W 48-13	18,989

Sun Belt Championship Game (Boone, N.C.)

D 7	Louisiana	20/-	W 45-38	18,618
-----	-----------	------	---------	--------

2019 R+L Carriers New Orleans Bowl (New Orleans)

D 21	UAB	20/-	W 31-17	21,202
------	-----	------	---------	--------

2020

HEAD COACH SHAWN CLARK
9-3 OVERALL

6-2 SUN BELT CONFERENCE (SECOND EAST)

Date	Opponent	Rank	Result	Atten.
S 12	Charlotte	-/-	W 35-20	—
S 19	at Marshall	23/-	L 17-7	12,050
S 26	Campbell	-/-	W 52-21	—
O 22 *	Arkansas State	-/-	W 45-17	2,100
O 31 *	at ULM	-/-	W 31-13	5,493
N 7 *	at Texas State	-/-	W 38-17	6,745
N 14 *	Georgia State	-/-	W 17-13	2,170
N 21 *	at Coastal Carolina	-/15	L 34-23	5,000
N 28 *	Troy	-/-	W 47-10	2,170
D 4 *	Louisiana	-/20	L 24-21	2,170
D 12 *	at Georgia Southern	-/-	W 34-26	6,228

2020 Myrtle Beach Bowl (Conway, S.C.)

D 21	North Texas	-/-	W 56-28	5,000
------	-------------	-----	---------	-------

* Due to COVID protocols, App State had no fans for its first two home games and 7-percent capacity for the Arkansas State game. The capacity increased for the final three home games with the addition of the club and loge seats in the new north end zone facility.

2021

HEAD COACH SHAWN CLARK
10-4 OVERALL

7-1 SUN BELT CONFERENCE (EAST DIVISION CHAMPS)

Date	Opponent	Rank	Result	Atten.
S 2	East Carolina [^]	-/-	W 33-19	36,752
S 11	at Miami	-/22	L 25-23	45,877
S 18	Elon	-/-	W 44-10	30,224
S 23	Marshall	-/-	W, 31-30	28,377
O 2 *	at Georgia State	-/-	W, 45-16	14,258
O 12 *	at Louisiana	-/-	L, 41-13	20,066
O 20 *	Coastal Carolina	-/14	W 30-27	31,061
O 30 *	ULM	-/-	W 59-28	29,321
N 6 *	at Arkansas State	-/-	W 48-14	9,762
N 13 *	South Alabama	-/-	W 31-7	29,348
N 20 *	at Troy	-/-	W 45-7	18,523
N 27 *	Georgia Southern	-/-	W 27-3	28,005

Sun Belt Championship Game (Lafayette, La.)

D 4	at Louisiana	-/20	L 24-16	31,014
-----	--------------	------	---------	--------

2021 RoofClaim.com Boca Raton Bowl (Boca Raton, Fla.)

D 18	WKU	-/-	L 59-38	15,429
------	-----	-----	---------	--------

[^] Home game in Charlotte's Bank of America Stadium

2022

HEAD COACH SHAWN CLARK
6-6 OVERALL

3-5 SUN BELT CONFERENCE (TIE-FOURTH EAST)

Date	Opponent	Rank	Result	Atten.
S 3	North Carolina	-/-	L 61-63	40,168
S 10	at Texas A&M	-/6	W 17-14	92,664
S 17 *	Troy	-/-	W 32-28	34,406
S 24 *	James Madison	-/-	L 28-32	33,248
O 1	The Citadel	-/-	W 49-0	30,789
O 8 *	at Texas State	-/-	L 24-36	25,613
O 19 *	Georgia State	-/-	W 42-17	31,757
O 29	Robert Morris	-/-	W 42-3	32,501
N 3 *	at Coastal Carolina	-/-	L 28-35	21,224
N 12 *	at Marshall	-/-	L 21-28	24,312
N 19 *	Old Dominion	-/-	W 27-14	32,096
N 26 *	at Georgia Southern	-/-	L 48-51 ^{2OT}	18,683

2023

HEAD COACH SHAWN CLARK
9-5 OVERALL

6-2 SUN BELT CONFERENCE (EAST DIVISION CHAMPS)

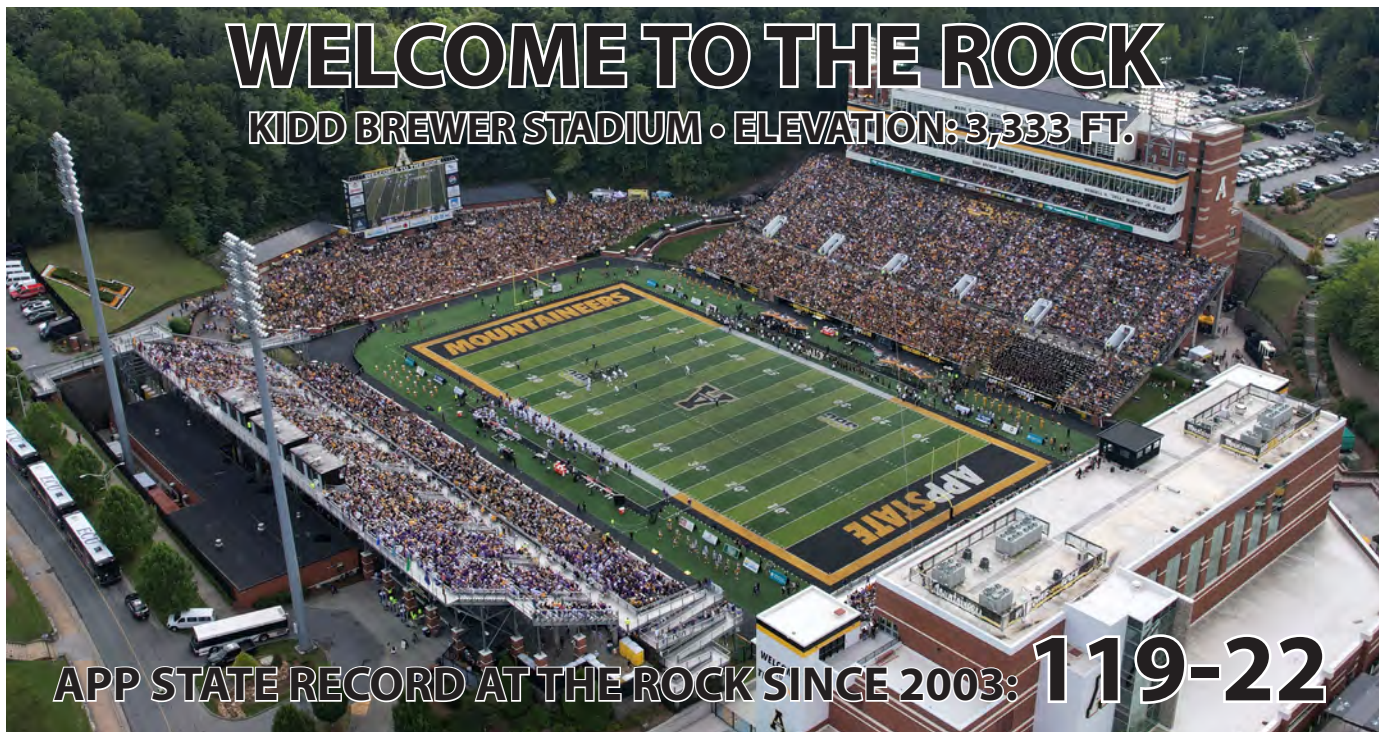
Date	Opponent	Rank	Result	Atten.
S 2	Gardner-Webb	-/-	W 45-24	36,075
S 9	at North Carolina	-/17	L 34-40 ^{2OT}	50,500
S 16	East Carolina	-/-	W 43-28	40,168
S 23	at Wyoming	-/-	L 19-22	21,169
S 30 *	at ULM	-/-	W 41-40	19,919
O 10 *	Coastal Carolina	-/-	L 24-27	34,252
O 21 *	at Old Dominion	-/-	L 21-28	20,017
O 28 *	Southern Miss	-/-	W 48-38	32,601
N 4 *	Marshall	-/-	W 31-9	34,057
N 11 *	at Georgia State	-/-	W 42-14	14,260
N 18 *	at James Madison	-/18	W 26-23 ^{OT}	25,838
N 25 *	Georgia Southern	-/-	W 55-27	31,248

Sun Belt Championship Game (Troy, Ala.)

D 2	at Troy	-/-	L 23-49	20,183
-----	---------	-----	---------	--------

2023 Cure Bowl (Orlando, Fla.)

D 16	Miami (Ohio)	-/-	W 13-9	11,121
------	--------------	-----	--------	--------



In addition to boasting one of the most picturesque settings for college football with App State's campus and the natural beauty of the High Country serving as a backdrop, Kidd Brewer Stadium also stakes claim to being one of the toughest venues in the nation.

In 2023 and 2024, "The Rock" was voted the top Group of Five stadium in the country by CFB Campus Tour.

Entering the 63rd season in the stadium, which opened as Conrad Stadium on Sept. 15, 1962, App State boasted a 273-80-5 all-time record at The Rock.

With the construction of the \$50 million north end zone facility, removal of the track and installation of new turf, The Rock had a new look in 2021, as the end zone facility opened for fans before a November 2020 game against Georgia State. Hall of Fame coach Jerry Moore was also honored before the 2021 opener at The Rock with a plaza and statue in his name.

The new end zone facility houses the football locker room, weight room, offices and team areas, as well as 1,000 club level seats, athletic training spaces, retail and dining service facilities.

The 2023 home win against East Carolina matched

the 2022 home opener against North Carolina by drawing a stadium-record 40,168 fans, and all 13 home games since the start of the 2022 season have had an attendance figure exceeding 30,000.

In 2023, App State set single-season school and Sun Belt records with an average home crowd of 34,734. The Mountaineers broke their own league and program records of 33,566 established in 2022, with that season breaking both records of 30,441 they had set in 2021.

App State's 53-10 record (84.1 win percentage) in home games from the 2014 transition to the end of 2023 ranked eighth nationally.

App State also led the Sun Belt Conference in home attendance in 2016, 2017 and 2019, averaging 25,787 fans in Boone during the 2017 season, 23,351 fans per regular-season home game in 2018 and 23,806 fans per home game during a 13-1 season in 2019.

Wake Forest's visit to Boone in 2017 attracted a then-record crowd of 35,126. The record was broken just one year after Miami's visit drew a crowd of 34,658.

Kidd Brewer Stadium's official seating capacity was 16,650 in 2007, but several expansion projects, including

construction of the 120,000-square-foot App State Athletics Center, almost doubled the capacity.

Thanks to philanthropic funding through A Mountaineer Impact, Kidd Brewer Stadium had a new and improved look in 2017 and is now part of the Mark E. Ricks Athletics Complex. The video board display increased to three times the size of the previous board with 2,500 square feet to feature 13HD technology from Daktronics. It measures 50 feet high by 90 feet wide for the overall scoreboard, with the new LED display measuring more than 37 feet high by 67 feet wide.

Conrad Stadium opened in honor of former University trustee and R.J. Reynolds executive William J. Conrad and was originally constructed with 10,000 permanent seats.

Conrad Stadium was renamed on Sept. 3, 1988 in honor of Kidd Brewer, one of the most successful head coaches in App State football history. Brewer, a Winston-Salem, N.C., native who served as head football coach of the Mountaineers from 1935-38, compiled a 30-5-3 overall mark in his four seasons at the helm of the Mountaineers.



KIDD BREWER STADIUM QUICK FACTS

First Game:.....Sept. 15, 1962 vs. Emory and Henry
First Day Game:..... Oct. 13, 1962 vs. Catawba
First Win:..... App State 27, Elon 12 (9/29/62)
First Loss:..... Emory and Henry 6, App State 3 (9/15/62)
First Tie:..... App State 21, Catawba 21 (10/13/62)
Games Played:.....358
App State's Overall Record:..... 273-80-5 (.770)
Most Games Played in a Season:.....9 (2006, '07)
Most Wins in a Season:..... 9 (2006)
Most Losses in a Season:..... 4 (1979, 2013)
Most Consecutive Wins:..... 30 (2003-07)
Most Wins in a Two-Year Span:..... 17 (2006-07)
Most Wins in a Three-Year Span:.....24 (2005-07, 2006-08)
Most Games Vs. One Opponent:..... 26 vs. W. Carolina
Most Wins Vs. One Opponent:..... 19 vs. W. Carolina
Different Opponents at KBS:..... 78
App State's Record in August:.....3-0
App State's Record in September:.....84-25
App State's Record in October:.....95-32-5
App State's Record in November:.....80-16
App State's Record in December:..... 11-7
App State's Record in Night Games:.....48-20-1

APP STATE'S YEAR-BY-YEAR RECORDS AT KIDD BREWER STADIUM

Year	Won	Lost	Tied	Pct.
1962	2	1	1	.625
1963	4	0	0	1.000
1964	3	1	0	.750
1965	3	2	0	.600
1966	2	2	0	.500
1967	3	2	0	.600
1968	4	1	0	.800
1969	2	3	0	.400
1970	2	3	0	.400
1971	4	1	0	.800
1972	3	2	0	.600
1973	3	1	1	.700
1974	4	1	0	.800
1975	4	1	0	.800
1976	4	0	1	.900
1977	2	3	0	.400
1978	3	2	0	.600
1979	2	4	0	.333
1980	4	1	0	.800
1981	3	1	1	.700
1982	3	2	0	.600
1983	3	2	0	.600
1984	3	2	0	.600
1985	5	0	0	1.000
1986	5	1	1	.786
1987	7	1	0	.875
1988	4	1	0	.800
1989	6	0	0	1.000
1990	3	1	0	.750
1991	4	1	0	.800
1992	3	2	0	.600
1993	3	2	0	.600
1994	5	1	0	.833
1995	6	1	0	.857
1996	3	2	0	.600
1997	4	2	0	.667
1998	6	0	0	1.000
1999	5	1	0	.833
2000	5	1	0	.833
2001	6	1	0	.857
2002	4	2	0	.667
2003	5	0	0	1.000
2004	6	0	0	1.000
2005	7	0	0	1.000
2006	9	0	0	1.000
2007	8	1	0	.889
2008	7	1	0	.875
2009	6	1	0	.857
2010	7	1	0	.875
2011	6	1	0	.857
2012	4	3	0	.571
2013	2	4	0	.333
2014	4	2	0	.667
2015	5	1	0	.833
2016	5	1	0	.833
2017	5	1	0	.833
2018	6	0	0	1.000
2019	6	1	0	.857
2020	5	1	0	.833
2021	6	0	0	1.000
2022	5	2	0	.714
2023	5	1	0	.833
Total	273	80	5	.770




Construction began in 1960 on Conrad Stadium (left) and what would become known as Owens Field House (right) in the stadium's north end zone. Conrad Stadium officially opened on Sept. 15, 1962 when App State hosted Emory & Henry.



In 1970, the natural grass playing field was removed from Conrad Stadium and replaced with an artificial surface, the first in the Carolinas.



In 1978, the stadium underwent a massive renovation which included an 8,000-seat expansion and new press box/chancellor's suite on the stadium's west side.



Stadium capacity jumped to 18,000 following the extensive renovations in 1978. Another restoration project in 1995 dropped capacity to 16,650.



Re-named Kidd Brewer Stadium in 1988, much of the facility remained largely unchanged from 1978 until the beginning of the 21st century. However, additional renovations became necessary when App State began drawing crowds in excess of 20,000 on a regular basis.



Prior to the 2007 season, the press box was removed from the west side of the stadium to make way for the 120,000-square-foot App State Athletics Center. Following the '07 campaign, construction began on a 4,400-seat upper deck on the stadium's east side.



Extensive renovations in Kidd Brewer Stadium were completed in 2009.



RECORDS vs. OPPONENTS AT KIDD BREWER STADIUM

Opponent	W	L	T	Last Meeting	Result
Arkansas State	1	1	0	10-22-20	W, 45-17
Ball State	0	1	0	10-29-77	L, 38-7
Bluefield State	1	0	0	10-23-71	W, 49-0
Campbell	2	0	0	9-26-20	W, 52-21
Carson-Newman	4	0	0	10-25-69	W, 24-15
Catawba	5	1	1	11-11-89	W, 31-20
Charleston Southern	0	1	0	9-28-13	L, 27-24
Charlotte	2	0	0	9-12-20	W, 35-20
Chattanooga	15	4	0	11-2-13	L, 35-28
Coastal Carolina	6	1	0	10-10-23	L, 27-24
Davidson	3	0	0	10-4-86	W, 63-6
East Carolina	3	2	0	9-16-23	W, 43-28
East Tennessee State	16	3	0	8-31-19	W, 42-7
Eastern Kentucky	5	0	0	9-11-04	W, 49-21
Eastern Washington	1	0	0	12-1-07	W, 38-35
Edinboro	1	0	0	9-9-95	W, 44-7
Elon	10	1	0	9-18-21	W, 44-10
Emory & Henry	1	3	0	11-16-68	L, 28-24
Florida A&M	0	1	0	11-27-99	L, 44-29
Furman	12	8	2	11-10-12	W, 33-28
Gardner-Webb	6	0	0	9-2-23	W, 45-24
Georgia Southern	13	4	0	11-25-23	W, 55-27
Georgia State	5	0	0	10-19-22	W, 42-17
Guilford	3	0	0	11-22-69	W, 24-13
Howard	1	0	0	9-5-15	W, 49-0
Idaho	2	0	0	10-22-16	W, 37-19
Illinois State	0	1	0	12-1-12	L, 38-37 ^(OT)
Jacksonville	2	0	0	9-11-10	W, 45-14
James Madison	7	3	0	9-24-22	L, 32-28
Lafayette	1	0	0	11-26-05	W, 34-23
Lenoir-Rhyne	8	3	1	9-8-07	W, 48-7
Liberty	5	3	0	10-11-14	L, 55-48^(OT)
Louisiana	5	1	0	12-4-20	L, 24-21
Maine	0	2	0	12-3-11	L, 34-12
Mars Hill	1	0	0	9-16-06	W, 41-0
Marshall	10	3	0	11-4-23	W, 31-9
McNeese State	0	1	0	9-12-09	L, 40-35
Middle Tennessee	1	0	0	9-14-74	W, 18-7
Miami (FL)	0	1	0	9-17-16	L, 45-10

Opponent	W	L	T	Last Meeting	Result
Mississippi College	1	0	0	11-9-91	W, 31-23
Montana	1	0	0	9-8-12	W, 35-27
Montana State	1	0	0	12-2-06	W, 38-17
Morehead State	1	0	0	9-20-03	W, 24-21
New Mexico State	1	0	0	10-7-17	W, 45-31
Newberry	3	0	0	9-16-67	W, 21-12
Nicholls State	0	1	0	11-29-86	L, 28-26
North Alabama	2	0	0	11-4-72	W, 17-3
North Carolina	0	1	0	9-3-22	L, 63-61
North Carolina A&T	4	1	0	9-7-13	L, 24-21
North Carolina Central	2	0	0	9-18-10	W, 44-16
Northern Arizona	1	0	0	9-15-07	W, 34-21
Old Dominion	2	0	0	11-19-22	W, 27-14
Presbyterian	3	1	0	9-27-08	W, 48-14
Richmond	3	2	0	12-6-08	L, 33-13
Robert Morris	1	0	0	10-29-22	W, 42-3
Samford	2	2	0	10-12-13	L, 34-10
Savannah State	2	0	0	9-9-17	W, 54-7
South Alabama	2	1	0	11-13-21	W, 31-7
South Carolina State	3	0	0	11-28-09	W, 20-13
Southern Illinois	1	0	0	12-3-05	W, 38-24
Southern Miss	1	0	0	10-28-23	W, 48-38
Stephen F. Austin	0	1	0	12-2-95	L, 27-17
Tennessee State	1	0	0	11-28-98	W, 45-31
Tennessee Tech	2	0	0	9-7-96	W, 16-3
Texas State	3	0	0	11-23-19	W, 35-13
The Citadel	18	4	0	10-1-22	W, 49-0
Troy	4	1	0	9-17-22	W, 32-28
ULM	4	0	0	10-30-21	W, 59-28
Villanova	0	1	0	12-11-10	L, 42-24
VMI	9	2	1	11-9-02	W, 54-13
Wake Forest	0	1	0	9-23-17	L, 20-19
West Virginia Tech	1	0	0	11-17-01	W, 64-14
Western Carolina	19	7	0	11-23-13	W, 48-27
Western Illinois	1	0	0	12-4-10	W, 42-14
Western Kentucky	1	1	0	9-14-85	W, 31-14
William & Mary	1	1	0	12-1-01	W, 40-27
Wofford	12	3	0	10-20-12	L, 38-28
Wyoming	1	0	0	10-3-15	W, 31-13
Youngstown State	1	0	0	12-9-06	W, 49-24

KIDD BREWER STADIUM



Wake Forest visited Kidd Brewer Stadium for the first time in 2017, when Thomas Hennigan made a one-handed, fourth-quarter catch against the Demon Deacons.



YEAR-BY-YEAR ATTENDANCE (NCAA Division I era)

Year	G	OVERALL			G	HOME			G	AWAY		
		Total	Average	Largest		Total	Average	Largest		Total	Average	Largest
1971	11	83,476	7,549	13,250	5	36,800	7,360	10,500	6	46,676	7,779	13,250
1972	11	119,336	10,849	36,836	5	37,000	11,008	8,500	6	82,336	13,723	36,836
1973	11	126,093	11,463	33,705	5	40,355	8,071	10,650	6	85,738	14,290	33,705
1974	11	135,676	12,334	32,285	5	55,041	11,008	13,500	6	80,635	13,439	32,285
1975	11	181,272	16,479	47,489	5	60,576	12,115	14,195	6	120,696	20,116	47,489
1976	11	146,062	13,278	44,536	5	57,996	11,593	15,068	6	88,066	14,678	44,536
1977	11	158,581	14,507	50,114	5	56,032	11,206	12,813	6	102,549	17,092	50,114
1978	11	128,744	11,704	19,726	5	58,417	11,683	15,768	6	70,327	11,721	19,726
1979	11	168,919	15,356	30,300	6	68,513	11,419	17,124	5	100,406	20,081	30,300
1980	11	172,570	15,688	41,800	5	70,960	14,192	15,850	6	101,610	16,935	41,800
1981	11	189,109	17,192	45,200	5	64,760	12,952	18,830	6	124,349	20,725	45,200
1982	11	160,704	14,609	37,400	5	64,850	12,970	16,150	6	95,854	15,976	37,400
1983	11	185,133	16,820	40,800	5	64,365	12,873	16,621	6	120,768	20,128	40,800
1984	11	202,277	18,389	74,000	5	68,028	13,606	18,629	6	134,249	22,375	74,000
1985	11	209,491	19,045	73,100	5	60,953	12,191	20,284	6	148,538	24,756	73,100
1986	12	175,292	14,608	28,700	7	109,663	15,666	22,618	5	65,629	13,126	28,700
1987	14	256,156	18,297	68,830	8	106,509	13,313	23,727	6	149,647	24,941	68,830
1988	11	204,511	18,592	71,380	5	77,472	15,494	25,301	6	127,039	21,173	71,380
1989	12	162,409	13,534	30,200	6	76,650	12,775	20,122	6	85,759	14,293	30,200
1990	11	247,920	22,538	77,000	4	68,365	17,091	21,412	7	179,555	25,651	77,000
1991	12	230,997	19,250	72,000	5	77,811	15,562	18,711	7	153,186	21,884	72,000
1992	12	208,699	17,392	41,095	5	93,189	18,638	24,233	7	115,510	16,501	41,095
1993	11	161,264	14,660	26,918	5	67,230	13,446	19,111	6	94,034	15,672	26,918
1994	13	178,936	13,764	25,067	6	89,524	14,921	19,781	7	89,412	12,773	25,067
1995	13	173,731	13,364	26,982	7	88,209	12,601	18,327	6	85,522	14,254	26,982
1996	11	136,665	12,424	23,458	5	71,443	14,289	23,458	6	65,222	10,870	21,129
1997	11	163,814	14,892	62,000	6	73,582	12,264	16,761	5	90,232	18,046	62,000
1998	13	168,526	12,963	26,885	6	78,464	13,077	18,391	7	90,062	12,866	26,885
1999	12	222,605	18,550	78,128	6	98,614	16,436	24,343	6	123,991	20,665	78,128
2000	14	175,574	12,541	26,853	6	78,094	13,016	17,647	8	97,480	12,185	26,853
2001	13	167,628	12,894	29,127	7	84,859	12,123	17,779	6	82,769	13,795	29,127
2002	12	155,643	12,970	31,042	6	75,518	12,586	17,381	6	80,125	13,354	31,042
2003	11	176,892	16,081	42,996	5	73,307	14,661	19,421	6	103,585	17,264	42,996
2004	11	146,446	13,313	22,421	6	81,338	13,556	19,777	5	65,108	13,022	22,421
2005	15	324,548	21,636	91,414	7	125,417	17,917	25,584	8	199,131	24,891	91,414
2006	15	315,859	21,057	57,583	9	184,911	20,546	26,620	6	130,948	21,825	57,583
2007	15	407,846	27,190	109,218	9	217,968	24,219	28,802	6	189,878	31,646	109,218
2008	14	362,167	25,869	91,922	8	201,291	25,161	30,931	6	160,876	26,813	91,922
2009	14	290,733	20,767	43,279	7	168,029	24,004	30,098	7	122,704	17,529	43,279
2010	13	354,578	27,275	90,119	8	205,719	25,715	31,531	5	148,859	29,772	90,119
2011	12	297,689	24,807	66,233	7	183,479	26,211	30,622	5	114,210	22,842	66,233
2012	12	292,400	24,366	49,023	7	184,505	26,358	30,856	5	107,895	21,579	49,023
2013	12	307,425	25,619	92,746	6	149,366	24,894	29,145	6	158,059	26,343	92,746
2014	12	348,495	29,041	106,811	6	138,995	23,166	26,058	6	209,500	34,917	106,811
2015	13	274,667	21,128	81,467	6	128,755	21,459	26,130	7	145,912	20,844	81,467
2016	13	344,209	26,478	100,074	6	156,916	26,153	34,658	7	207,793	29,684	100,074
2017	13	338,302	26,023	92,746	6	154,722	25,787	35,126	7	183,580	26,226	92,746
2018	13	345,200	26,554	105,232	6	131,716	21,953	27,082	7	213,484	30,498	105,232
2019	14	395,069	28,219	80,849	7	166,640	23,806	29,182	7	207,227	29,604	80,849
2020*	12	49,126	4,093	12,050	6	8,610	1,435	2,170	5	35,516	7,103	12,050
2021	14	352,588	25,185	45,877	7	213,088	30,441	36,752	6	124,071	23,250	45,877
2022	12	417,461	34,788	92,664	7	234,965	33,566	40,168	5	182,496	36,499	92,664
2023	14	391,408	27,958	50,500	6	208,401	34,734	40,168	7	171,886	24,555	50,500

* COVID protocols called for empty stadiums or reduced-capacity crowds in 2020


TOP 15 HOME CROWDS

	Atten.	Opponent	Result	Date
T1)	40,168	East Carolina	W, 43-28	Sept. 16, 2023
T1)	40,168	North Carolina	L, 63-61	Sept. 3, 2022
3)	36,752*	ECU (Thursday)	W, 33-19	Sept. 2, 2021
4)	36,075	Gardner-Webb	W, 45-24	Sept. 2, 2023
5)	35,126	Wake Forest	L, 20-19	Sept. 23, 2017
6)	34,658	#25 Miami	L, 45-10	Sept. 17, 2016
7)	34,406	Troy (College GameDay)	W, 32-28	Sept. 17, 2022
8)	34,252	Coastal Carolina (Tuesday)	L, 27-24	Oct. 10, 2023
9)	34,057	Marshall (Saturday night)	W, 31-9	Nov. 4, 2023
10)	33,248	James Madison	L, 32-28	Sept. 24, 2022
11)	32,601	Southern Miss	W, 48-38	Oct. 28, 2023
12)	32,501	Robert Morris	W, 42-3	Oct. 29, 2022
13)	32,096	Old Dominion	W, 27-13	Nov. 19, 2022
14)	31,757	Georgia State (Wednesday)	W, 42-17	Oct. 19, 2022
15)	31,531	Elon	W, 34-31	Oct. 9, 2010


* App State held an official home game in Charlotte's Bank of America Stadium

TOP 10 ROAD CROWDS

	Atten.	Opponent	Result	Date
1)	109,218	at Michigan	W, 34-32	Sept. 1, 2007
2)	106,811	at Michigan	L, 52-14	Aug. 30, 2014
3)	105,232	at Penn State	L, 45-38 (OT)	Sept. 1, 2018
4)	100,074	at Tennessee	L, 20-13 (OT)	Sept. 1, 2016
T5)	92,746	at Georgia	L, 31-10	Sept. 2, 2017
T5)	92,746	at Georgia	L, 45-6	Nov. 9, 2013
7)	92,664	at Texas A&M	W, 17-14	Sept. 10, 2022
8)	91,922	at LSU	L, 41-13	Aug. 30, 2008
9)	91,414	at LSU	L, 24-0	Nov. 5, 2005
10)	90,119	at Florida	L, 48-10	Nov. 20, 2010



From 2005-14, App State drew above-capacity crowds for 54 of 58 regular-season home games at picturesque Kidd Brewer Stadium.



The two largest crowds to ever see App State football games came at the "Big House" at the University of Michigan — 109,218 in 2007 and 106,811 in 2014.

ATTENDANCE FIGURES



SEASON OPENERS (51-39-3 — .548)

Year	Date	Opponent	Score
1928	Sept. 29	at Mountain City	L, 26-0
1929	Sept. 30	at Carson-Newman	T, 0-0
1930	Sept. 20	Lincoln Memorial	W, 34-0
1931	Sept. 19	Campbell	W, 20-6
1932	Sept. 24	at NC State	L, 31-0
1933	Sept. 22	Erskine	L, 13-7
1934	Sept. 27	at Milligan	L, 13-6
1935	Sept. 27	at Lenoir-Rhyne	T, 0-0
1936	Sept. 26	at Piedmont	W, 115-0
1937	Sept. 25	Cumberland (Tenn.)	W, 39-0
1938	Oct. 1	Newberry	W, 7-0
1939	Sept. 15	Rollins	L, 14-7
1940	Sept. 13	at Tampa	W, 13-6
1941	Sept. 19	at Newberry	W, 14-12
1942	Sept. 18	at Navy Apprentice	W, 16-14
1943-44		—No Games—	
1945	Sept. 29	Milligan	L, 26-7
1946	Sept. 21	at Newberry	W, 28-19
1947	Sept. 19	at Guilford	W, 23-12
1948	Sept. 18	Guilford	W, 21-14
1949	Sept. 10	Navy Apprentice	W, 35-0
1950	Sept. 9	Guilford	W, 32-2
1951	Sept. 15	at Guilford	W, 20-0
1952	Sept. 14	Guilford	W, 13-12
1953	Sept. 20	at Guilford	L, 14-12
1954	Sept. 11	Guilford	W, 19-6
1955	Sept. 7	Newport News	W, 46-7
1956	Sept. 15	at Western Carolina	W, 19-7
1957	Sept. 14	Presbyterian	W, 20-7
1958	Sept. 20	at East Tennessee State	W, 12-0
1959	Sept. 19	at Emory & Henry	W, 21-0
1960	Sept. 17	Emory & Henry	W, 7-0
1961	Sept. 16	at Emory & Henry	W, 22-6
1962	Sept. 15	Emory & Henry	L, 6-3
1963	Sept. 14	at Wofford	L, 21-14
1964	Sept. 19	at Newberry	W, 20-6
1965	Sept. 18	Newberry	W, 10-7
1966	Sept. 17	at Newberry	L, 15-14
1967	Sept. 16	Newberry	W, 21-12
1968	Sept. 21	at Newberry	W, 55-14
1969	Sept. 13	at East Tennessee State	L, 18-16
1970	Sept. 19	at Guilford	W, 35-27
1971	Sept. 11	at Furman	T, 0-0
1972	Sept. 9	at Western Kentucky	W, 7-6
1973	Sept. 8	Western Kentucky	L, 42-7
1974	Sept. 7	East Tennessee State	W, 16-7
1975	Sept. 13	East Carolina	W, 41-25
1976	Sept. 4	at South Carolina	L, 21-10
1977	Sept. 3	at South Carolina	L, 32-17
1978	Sept. 9	Wofford	W, 35-14
1979	Sept. 8	at Wake Forest	L, 30-22
1980	Sept. 6	at James Madison	W, 34-6
1981	Sept. 5	Lenoir-Rhyne	W, 48-9
1982	Sept. 11	at James Madison	L, 39-35
1983	Sept. 3	at Wake Forest	W, 27-25
1984	Sept. 1	at Clemson	L, 40-7
1985	Sept. 7	at South Carolina	L, 20-13
1986	Aug. 30	Western Carolina	W, 17-13
1987	Sept. 5	at South Carolina	L, 24-3
1988	Sept. 3	The Citadel	W, 38-14
1989	Sept. 2	Gardner-Webb	W, 43-7
1990	Sept. 1	East Tennessee State	W, 34-24
1991	Aug. 31	Marshall	W, 9-3
1992	Sept. 5	at North Carolina State	L, 35-10
1993	Sept. 4	at North Carolina A&T	L, 22-10
1994	Sept. 10	at Wake Forest	L, 12-10
1995	Aug. 31	at Wake Forest	W, 24-22
1996	Aug. 29	at Wake Forest	L, 19-13
1997	Sept. 6	at Clemson	L, 23-12
1998	Sept. 5	Liberty	W, 28-19
1999	Sept. 4	at Auburn	L, 22-15
2000	Aug. 31	at Wake Forest	W, 20-16
2001	Sept. 1	Liberty	W, 46-26
2002	Aug. 31	at Marshall	L, 50-17
2003	Aug. 30	at Hawaii	L, 40-17
2004	Sept. 4	at Wyoming	L, 53-7
2005	Sept. 3	at Eastern Kentucky	W, 24-16
2006	Sept. 2	at NC State	L, 23-10
2007	Sept. 1	at Michigan	W, 34-32
2008	Aug. 30	at LSU	L, 41-13
2009	Sept. 5	at East Carolina	L, 29-24
2010	Sept. 4	at Chattanooga	W, 42-41
2011	Sept. 3	at Virginia Tech	L, 66-13
2012	Sept. 1	at East Carolina	L, 35-13
2013	Aug. 31	at Montana	L, 30-6
2014	Aug. 30	at Michigan	L, 52-14
2015	Sept. 5	Howard	W, 49-0
2016	Sept. 1	at Tennessee	L, 20-13 (OT)
2017	Sept. 2	at Georgia	L, 31-10
2018	Sept. 1	at Penn State	L, 45-38 (OT)
2019	Aug. 31	East Tennessee State	W, 42-7
2020	Sept. 12	Charlotte	W, 35-20
2021	Sept. 2	ECU (in Charlotte)	W, 33-19
2022	Sept. 3	North Carolina	L, 63-61
2023	Sept. 2	Gardner-Webb	W, 45-24

HOME OPENERS (69-21-2 — .750)

Year	Date	Opponent	Score
1928	Oct. 13	Morganton	L, 0-7
1929	Oct. 7	Catawba	T, 0-0
1930	Sept. 27	King	L, 18-7
1931	Sept. 19	Campbell	W, 20-6
1932	Oct. 7	High Point	L, 13-7
1933	Sept. 22	Erskine	L, 13-7
1934	Oct. 4	Erskine	T, 0-0
1935	Oct. 5	Piedmont	W, 15-0
1936	Oct. 10	Guilford	W, 52-0
1937	Sept. 25	Cumberland (Tenn.)	W, 39-0
1938	Oct. 1	Newberry	W, 7-0
1939	Sept. 15	Rollins	L, 14-7
1940	Sept. 27	Carson-Newman	W, 23-6
1941	Sept. 27	Arkansas-Monticello	W, 67-0
1942	Oct. 10	High Point	W, 27-0
1943-44		—No Games—	
1945	Sept. 29	Milligan	L, 26-7
1946	Sept. 28	Elon	W, 40-0
1947	Sept. 26	Newberry	W, 18-7
1948	Sept. 18	Guilford	W, 21-14
1949	Sept. 10	Navy Apprentice	W, 35-0
1950	Sept. 9	Guilford	W, 32-2
1951	Sept. 22	Western Carolina	W, 26-6
1952	Sept. 14	Guilford	W, 13-12
1953	Sept. 27	Western Carolina	W, 7-0
1954	Sept. 11	Guilford	W, 19-6
1955	Sept. 7	Newport News	W, 46-7
1956	Sept. 22	Elon	L, 19-7
1957	Sept. 14	Presbyterian	W, 20-7
1958	Oct. 4	Elon	W, 32-20
1959	Sept. 26	Western Carolina	W, 14-12
1960	Sept. 17	Emory & Henry	W, 7-0
1961		—No Home Games (Stadium Construction)—	
1962	Sept. 15	Emory & Henry	L, 6-3
1963	Sept. 21	Newberry	W, 14-0
1964	Oct. 3	Elon	L, 28-7
1965	Sept. 18	Newberry	W, 10-7
1966	Oct. 1	Elon	W, 8-2
1967	Sept. 16	Newberry	W, 21-12
1968	Oct. 5	Elon	W, 20-56
1969	Sept. 27	Western Carolina	L, 35-7
1970	Oct. 3	Elon	W, 21-0
1971	Sept. 25	Western Carolina	L, 26-0
1972	Sept. 16	The Citadel	L, 28-21
1973	Sept. 8	Western Kentucky	L, 42-7
1974	Sept. 7	East Tennessee State	W, 16-7
1975	Sept. 13	East Carolina	W, 41-25
1976	Sept. 11	East Tennessee State	W, 44-3
1977	Sept. 17	Chattanooga	L, 14-7
1978	Sept. 9	Wofford	W, 35-14
1979	Sept. 22	Western Carolina	W, 35-27
1980	Sept. 13	The Citadel	W, 17-14
1981	Sept. 5	Lenoir-Rhyne	W, 48-9
1982	Sept. 18	Furman	L, 27-21
1983	Sept. 10	James Madison	L, 24-20
1984	Sept. 22	East Tennessee State	W, 14-0
1985	Sept. 14	Western Kentucky	W, 31-14
1986	Aug. 30	Western Carolina	W, 17-13
1987	Sept. 12	James Madison	W, 17-10
1988	Sept. 3	The Citadel	W, 38-14
1989	Sept. 2	Gardner-Webb	W, 43-7
1990	Sept. 1	East Tennessee State	W, 34-24
1991	Aug. 31	Marshall	W, 9-3
1992	Sept. 26	East Tennessee State	W, 38-14
1993	Sept. 11	Liberty	L, 20-14
1994	Sept. 17	North Carolina A&T	W, 45-0
1995	Sept. 9	Edinboro	W, 44-7
1996	Sept. 7	Tennessee Tech	W, 16-3
1997	Sept. 20	Eastern Kentucky	W, 27-23
1998	Sept. 5	Liberty	W, 28-19
1999	Sept. 11	Eastern Kentucky	W, 34-20
2000	Sept. 9	Troy State	L, 34-28
2001	Sept. 1	Liberty	W, 46-26
2002	Sept. 14	Eastern Kentucky	W, 36-28
2003	Sept. 20	Morehead State	W, 24-21
2004	Sept. 11	Eastern Kentucky	W, 49-21
2005	Sept. 17	Coastal Carolina	W, 30-3
2006	Sept. 9	James Madison	W, 21-10
2007	Sept. 8	Lenoir-Rhyne	W, 48-7
2008	Sept. 6	Jacksonville	W, 56-7
2009	Sept. 12	McNeese State	L, 40-35
2010	Sept. 11	Jacksonville	W, 45-14
2011	Sept. 10	North Carolina A&T	W, 58-6
2012	Sept. 8	Montana	W, 35-27
2013	Sept. 7	North Carolina A&T	L, 24-21
2014	Sept. 6	Campbell	W, 66-0
2015	Sept. 5	Howard	W, 49-0
2016	Sept. 10	Old Dominion	W, 31-7
2017	Sept. 9	Savannah State	W, 54-7
2018	Sept. 22	Gardner-Webb	W, 72-7
2019	Aug. 31	East Tennessee State	W, 42-7
2020	Sept. 12	Charlotte	W, 35-20
2021	Sept. 2	ECU (home in Charlotte)	W, 33-19
2022	Sept. 3	North Carolina	L, 63-61
2023	Sept. 2	Gardner-Webb	W, 45-24

HOMECOMING (48-13-2 — .762)

Year	Date	Opponent	Score
1962	Oct. 13	Catawba	T, 21-21
1963	Oct. 26	Carson-Newman	W, 24-0
1964	Oct. 17	Catawba	W, 40-20
1965	Oct. 23	Carson-Newman	W, 17-7
1966	Oct. 15	Catawba	L, 18-17
1967	Oct. 21	Carson-Newman	W, 18-14
1968	Oct. 19	Catawba	W, 41-14
1969	Oct. 25	Carson-Newman	W, 24-15
1970	Oct. 17	Catawba	W, 48-21
1971	Oct. 16	Catawba	W, 55-21
1972	Sept. 30	Furman	L, 20-17
1973	Sept. 29	Davidson	W, 24-8
1974	Nov. 2	Furman	W, 27-3
1975	Oct. 25	Richmond	L, 24-17
1976	Oct. 30	The Citadel	W, 31-13
1977	Oct. 29	Ball State	L, 38-7
1978	Oct. 28	East Tennessee State	L, 35-34
1979	Oct. 6	Chattanooga	L, 24-21
1980	Oct. 25	Furman	L, 21-20
1981	Oct. 17	Virginia Military	T, 14-14
1982	Oct. 30	East Tennessee State	W, 29-13
1983	Oct. 15	Gardner-Webb	W, 21-17
1984	Oct. 20	Furman	W, 21-14
1985	Oct. 12	Chattanooga	W, 25-0
1986	Oct. 4	Davidson	W, 63-6
1987	Oct. 24	Chattanooga	W, 17-3
1988	Oct. 15	Furman	L, 24-9
1989	Oct. 28	Chattanooga	W, 41-7
1990	Oct. 20	Western Carolina	W, 27-9
1991	Nov. 9	Mississippi College	W, 31-23
1992	Oct. 3	The Citadel	L, 25-0
1993	Oct. 30	Chattanooga	W, 39-14
1994	Nov. 5	Liberty	W, 41-40
1995	Oct. 28	Chattanooga	W, 31-18
1996	Oct. 26	Marshall	L, 24-10
1997	Nov. 1	Chattanooga	W, 41-7
1998	Nov. 7	VMI	W, 51-0
1999	Oct. 2	East Tennessee State	W, 23-19
2000	Oct. 21	Wofford	W, 42-16
2001	Oct. 27	Chattanooga	W, 51-14
2002	Oct. 26	Wofford	L, 26-19
2003	Oct. 4	East Tennessee State	W, 21-7
2004	Oct. 23	Wofford	W, 38-17
2005	Oct. 29	Chattanooga	W, 35-25
2006	Sept. 30	Elon	W, 45-21
2007	Oct. 6	Gardner-Webb	W, 45-7
2008	Oct. 4	The Citadel	W, 47-21
2009	Oct. 10	North Carolina Central	W, 55-21
2010	Oct. 9	Elon	W, 34-31
2011	Oct. 22	Samford	W, 35-17
2012	Oct. 6	Elon	W, 35-23
2013	Oct. 12	Samford	L, 34-10
2014	Oct. 11	Liberty	L, 55-48 ^{OT}
2015	Oct. 3	Wyoming	W, 31-13
2016	Oct. 22	Idaho	W, 37-19
2017	Oct. 7	New Mexico State	W, 45-31
2018	Sept. 29	South Alabama	W, 52-7
2019	Oct. 19	ULM	W, 52-7
2020	Oct. 22	Arkansas State	W, 45-17
2021	Oct. 30	ULM	W, 59-28
2022	Oct. 29	Robert Morris	W, 42-3
2023	Oct. 28	Southern Miss	W, 48-38



Yosef is mountain talk for "yourself," with the idea being that if you are an App State alumnus, fan or friend and have a heart filled with black and gold, you are Yosef.

In preparing the layout for the 1942 edition of Appalachian's annual yearbook, *The Rhododendron*, editor James Storie and associate editor Elizabeth South (who later married in June 1942) were talking with freshman Lloyd S. Isaacs and Bill Mitchell of Observer Publishing about being one picture short of a perfectly balanced annual.

The result of their chatter was the creation of a character named *Dan'l Boone Yoseff* from *Appalachian*. He was presented as a member of the 1941-42 freshman class.

Each member of the foursome deflected credit for the creation of Yosef. Although called the Mountaineers, App State had no mascot prior to Yosef. There were no plans in 1942 for Yosef to continue and evolve into what he is today.

His initial publication was such a hit that students went so far as to want to order picture packages of Yosef instead of pictures of themselves. Undoubtedly, the caricature, the name and the idea appealed to App State students.

There is a controversy as to where the original image of Yosef came from and who was responsible for the picture. Accounts mention a bookstore staff member generating a sketch but an artist in Charlotte has also been credited with the creation of the mountain man.

The next mention of the fictional character came during the years of 1946-49 when Yoseff served as a guest editorial writer in the student newspaper (*The Appalachian*). He wrote using mountain colloquialism with a penchant for misspelled words.

Yoseff dropped the second "f" and became Yosef in January of 1947. On Nov. 22, 1947, the University sponsored a Mr. and Mrs. Yosef contest. Skills needed for the titles included hog and chicken calling.

The first mention of Yosef as the mascot of the Mountaineers is a picture in the March 12, 1948 edition of *The Appalachian*. The photo tabbed him as a perennial freshman.

In 1949, John Geffrich, a 48-year-old World War II veteran, was one of the first Yosef mascots. Geffrich helped establish a lineage of male undergraduates portraying a bearded man with coveralls, a pipe and a straw hat. The addition of a musket and a black-and-gold pick-up truck called the "Yosef Mobile" came along through the generations of Yosef.

Prior to the 1983-84 academic year, a committee comprised of University students, staff and faculty members modernized Yosef's look through a cartoon-type head and body. The Yosef mascot has undergone several overhauls over the past three decades, including one this offseason that gives the top Mountaineer a fresh new look as App State begins a new era in the Sun Belt Conference.

Responsible for providing school spirit, Yosef is an official member of App State's cheerleading squad. He was integral part of App State's 1986 and 1989 UCA Division I and 2008 Speed Squad, Inc. Large Squad national championships. Yosef goes to mascot instructional camp with the Mountaineers' cheerleaders each summer.


Yosef is also a fixture at community gatherings away from campus, including parades, school assemblies and private events. To request an appearance by Yosef at your event, email spirit@appstate.edu.

YOSEF THROUGH THE YEARS



1942

The *Rhododendron* staff created *Dan'l Boone Yoseff* from *Appalachian*, Appalachian's first mascot.



1983-84

A committee comprised of App State students, faculty and staff developed the first costumed Yosef.



1949

A lineage of bearded male App State undergraduates donning coveralls, a pipe and a straw hat began portraying Yosef.



2001

"Touchdown Yosef" became a permanent part of the campus landscape when the statue donated by Irwin and Carol Belk was erected at the corner of Stadium Drive and Rivers Street.



The newest incarnation of Yosef was unveiled on July 1, 2014 in conjunction with App State's first official day in the Sun Belt Conference and NCAA Division I FBS.



APP STATE IN THE NFL

APP STATE IN THE NFL DRAFT

Table with columns: Year, Player, Pos., Team, Round, Pick. Lists App State players drafted into the NFL from 1942 to 2023.

APP STATE IN THE AFL DRAFT

Table with columns: Year, Player, Pos., Chosen by, Round, Pick. Lists App State players drafted into the AFL.



MOUNTAINEERS IN THE NFL THROUGH 2023*

Table with columns: Player, Pos., Team, Year(s). Lists App State players who played in the NFL from 2001 to 2023.

Table with columns: Player, Pos., Team, Year(s). Lists NFL players who played at App State from 1942 to 2023.

Active players who ended careers at App State in bold
* To be included in this list, players must have been a member of the organization's regular-season roster as an active/practice squad player or be on injured reserve/injured lists.
Please contact the App State strategic communications office with any additions to this list.

Draft picks/post-draft rookie signings in 2024

Signed After draft: Tyrek Funderburk (CB, Tampa Bay Bucs); Andrew Parker Jr. (LB, Jacksonville Jaguars); Bucky Williams (OL, Los Angeles Chargers); Also, LB Jay Person (began career at App State) signed with New England.



In 2012, Brian Quick became the highest pick in App State history when the Rams selected him 33rd overall.



#APPSTATENFL

★ AS OF JULY 2024 ★



**AKEEM
DAVIS-GAITHER**

CINCINNATI BENGALS



**DARRYNTON
EVANS**

BUFFALO BILLS



**TYREK
FUNDERBURK**

TAMPA BAY BUCCANEERS



**NICK
HAMPTON**

LOS ANGELES RAMS



**ANDERSON
HARDY**

PITTSBURGH STEELERS



**COOPER
HODGES**

JACKSONVILLE JAGUARS



**D'MARCO
JACKSON**

NEW ORLEANS SAINTS



**SHEMAR
JEAN-CHARLES**

NEW ORLEANS SAINTS



**SHAUN
JOLLY**

LOS ANGELES RAMS



**KENDALL
LAMM**

MIAMI DOLPHINS



**SAM
MARTIN**

BUFFALO BILLS




**RYAN
NEUZIL**

ATLANTA FALCONS



**ANDREW
PARKER JR.**

JACKSONVILLE JAGUARS



**HENRY
PEARSON**

GREEN BAY PACKERS



**JALEN
VIRGIL**

DENVER BRONCOS



**BUCKY
WILLIAMS**

LOS ANGELES CHARGERS

2024 SCHEDULE



AUGUST 31
BOONE, NC



SEPTEMBER 7
CLEMSON, SC



SEPTEMBER 14
GREENVILLE, NC



SEPTEMBER 19
BOONE, NC



SEPTEMBER 28
BOONE, NC



OCTOBER 5
HUNTINGTON, WV



OCTOBER 12
LAFAYETTE, LA



OCTOBER 26
BOONE, NC



NOVEMBER 2
BOONE, NC



NOVEMBER 7
CONWAY, SC



NOVEMBER 23
BOONE, NC



NOVEMBER 30
STATESBORO, GA



HOME



AWAY